

2015-16 ARIZONA COYOTES MEDIA GUIDE



#WEARECOYOTES



A promotional graphic for Fox Sports Arizona featuring four Arizona Coyotes players in their red home jerseys. The players are standing in a row, holding hockey sticks. The background is a dark red and gold geometric pattern with a large white 'A' in the center. The Coyotes logo is visible on the players' jerseys and in the background.

19
SHANE DOAN
RIGHT WING

23
OLIVER EKMAN-LARSSON
DEFENSEMAN

50
ANTOINE VERMETTE
CENTER

41
MIKE SMITH
GOALIE



ARIZONA™

HOME OF THE COYOTES

COX
34/1034

DIRECTV
686

DISH
415

CENTURY LINK PRISM
762/1762



YouTube





ARIZONA COYOTES

Club Directory	2
Media Information	3
Arizona Coyotes Foundation	4-5
ArizonaCoyotes.com	6
Gila River Arena	7

FRONT OFFICE

Board of Directors	11-14
Management	15-16
Scouting Staff	17
Coaching Staff	18-20
Training & Equipment Staff	21-23
Front Office Staff	24-27
Spectra	28
Broadcasters	29-30

THE PLAYERS

How the Team was Built/Roster Changes	33
Player Profiles	34-85
In the System	86-99
Future Coyotes	100-103
2015-16 Roster	104-105
2015 Entry Draft Selections	106
Springfield Falcons/AHL	107-109
2014-15 Portland Statistics	110-112
Rapid City Rush	113

2014-15 IN REVIEW

NHL Season Summary	117-119
Coyotes Game-By-Game Results	120
Scoring Summary	121
Category Leaders	122
Home & Road Scoring Breakdown	123
Player Game-By-Game Stats	124-130
Record When	131
Miscellaneous Stats	132
Team Highs and Lows	133-134
Last Time the Coyotes	135
Roster Moves	136
Man-Games Lost to Injury	137
Milestones	138
Face-Off Percentage/Total Ice Time	139
Season In Review	140
Prospect Report	141-143
Vs. the Divisions	144
Vs. NHL Opponents	145-173

RECORDS

All-Time Team Statistics	177
Month-By-Month Record	178
Overtime	179-181
Shootout	182-183
Penalty Shots	184
Hat Tricks	185
Shutouts	186
Highest Scoring Games	187
Lowest Scoring Games	188
Top Single Seasons	189
Single Season Leaders	190-191
All-Time Career Leaders	192-193
All-Time Scoring By Points	194-197
All-Time Roster	198-206
Season-By-Season	207-241
All-Time vs. Opponents	242-256
Team Records	257-260
Individual Records	261-263

HISTORY

Team History	267-272
Logo/Uniform History	273-274
Uniform Numbers	275-277
Expansion Draft Selections	278
Entry Draft Selections	278-284
Transactions	285-291
GMs & Coaches	292-293
Captains	293
Attendance	293
All-Stars/Award Winners	294-296
Hall of Fame/Olympics	296
Opening Games	297
Franchise Firsts	298
Coyotes Firsts	299
Ring of Honor	300-301

PLAYOFFS

2015 Stanley Cup Playoff Results	305
2015 Stanley Cup Playoff Scoring & Category Leaders	306-307
All-Time Playoff Series	308-311
All-Time Playoff Scoring By Season	312-316
All-Time Playoff Scoring By Points	317-318
All-Time Playoff Leaders	319
All-Time Playoff Goaltending	319
Team Playoff Records	320-321
Individual Playoff Records	322-323
Franchise Playoff Firsts	324
Coyotes Playoff Firsts	325

NHL AND GENERAL INFORMATION

NHL Directory	329
2015-16 Key Dates	330
Stanley Cup Champions	331
NHL Alignment	332-333
NHL Trophies and Awards	334
Hockey Operations/Hockey Terms/Rules	335
How to figure	336
NHL On-Ice Officials	337
Sports Medicine Glossary	338-339

A PUBLICATION OF THE ARIZONA COYOTES HOCKEY CLUB

Executive Editors: Rich Nairn, Chris Wojcik and Greg Dillard

Layout: Scott Jenner

Printing: Sir Speedy Tempe

Special Thanks: Elias Sports Bureau;

Neil Pierson (National Hockey League)

Photography: Norm Hall Photography, Getty Images,

Hockey Hall of Fame, Arizona Republic



ON THE COVER

Shane Doan,
Mike Smith,
Oliver Ekman-Larsson

The information contained in this publication was compiled by the Arizona Coyotes Hockey Club and is intended only for personal or editorial use by the media and the fans. Any commercial use of this information is prohibited without the written consent of the Arizona Coyotes Hockey Club. All NHL and team logos depicted inside this publication are the property of NHL Enterprises, Inc. and the respective teams and may not be reproduced for commercial purposes without the prior written consent of NHL Enterprises, Inc.



OFFICE: Gila River Arena, 9400 W. Maryland Ave., Glendale, AZ 85305; Phone: 623/772-3200; FAX 623/772-3201
Tickets: 480/563-PUCK; Website: www.ArizonaCoyotes.com Arena Capacity: 17,125

CLUB OFFICERS AND EXECUTIVES

Governor	Andrew Barroway
Chairman, Alternate Governor & Director	Dave Duckett
Alternate Governor & Director	Gary Drummond
President, CEO & Alternate Governor	Anthony LeBlanc
Executive Vice President, G.M. & Alt. Governor	Don Maloney
Executive Vice President, Corporate & Suite Sales	Mike Humes
Executive Vice President, Ticket Sales & Strategy	Jeff Morander
Senior Vice President & Assistant G.M.	Darcy Regier
Chief Financial Officer	Gregg Olson
Chief Marketing Officer	John Pierce
Assistant G.M., Hockey Ops	Chris O'Hearn
Assistant G.M., Analytics	John Chayka
General Counsel	Ahron Cohen
Vice President of Communications	Rich Nairn

HOCKEY OPERATIONS

Head Coach	Dave Tippett
Associate Coach	Jim Playfair
Assistant Coach	Newell Brown
Assistant Coach	John Slaney
Goaltending Coaches	Jon Elkin / Corey Schwab
Development Coach	Steve Sullivan
Video Coach	Steve Peters
Sr. Advisor to the Coaching Staff	Dave King
Strength & Conditioning Coach	JP Major
Director of Hockey Operations & Analytics	Bob Teofilo
Hockey Operations Consultant	Claude Loiselle
Executive Assistant, Hockey Ops	Ashley O'Hearn
Head Athletic Trainer / Assistant Trainer	Jason Serbus / Mike Ermatinger
Manual Therapist	Mike Griebel
Equipment: Head Mgr. / Mgr. / Asst. Mgr.	Stan Wilson / Tony Silva / Jason Rudee
Manager of Team Services	Rick Braunstein
Team Services Coordinator & Security	Jim O'Neal
Scouting Directors, Amateur / Pro	Tim Bernhardt / Frank Effinger
Asst. Director of Amateur Scouting	Jeff Twohey
Professional Scouts	David MacLean, Doug Soetaert, Jim Roque
European Scouts	Thomas Carlsson, Max Kolu, Robert Neuhauser
Amateur Scouts	Trevor Hanson, Rob Pulford, Mike Sands, Victor Posa, Bobby Vermette, Glen Zacharias
Team Internist / Orthopedic Surgeons	Drs. Robert Luberto / Brian Shafer, Gary Waslewski
Team Dentist / Ophthalmologists	Drs. Byron J. Larsen / George Reiss, Jeffery Edelstein
Springfield (AHL) Coaches, Head / Assistants	Ron Rolston / Mike Bavis, Doug Janik
Springfield (AHL) Athletic Trainer / Equipment Mgr.	Mike Booi / Ralph Calvanese

BROADCASTING

Director of Broadcasting	Doug Cannon
TV Play-by-Play / Color / Host	Matt McConnell / Tyson Nash / Todd Walsh
Radio Play-by-Play Announcer / Color / Host	Bob Heethuis / Nick Boynton / Luke Lapinski

COMMUNICATIONS

Sr. Director of News Content	Dave Vest
Media Relations Director / Manager	Chris Wojcik / Greg Dillard

COMMUNITY RELATIONS

Exec. Dir. of Arizona Coyotes Foundation / Manager	Liz Kaplan / Ali Smith
Community Relations Director / Mgr. / Coord.	Olivia Campos / Rachel Korchin / Natalia Protopopoff
Mascot Coordinator	Jeph Harris

CORPORATE SALES & SERVICE

Sr. Director of Corporate Partnerships	Leo Edwards
Sr. Advisor, Business Dev. & Alumni Relations	Cale Hulse
Corporate Partnerships Managers	Mike Akers, Marshall Spalding, Jamie Quint
Corporate Partnerships Service Mgr. / Coords.	Lindsay Foletta, Taylor Popish, Matt Carnot

FINANCE & ACCOUNTING

Controller	David Montgomery
Administrators, Accounts Payable / Payroll	Jessica Fuentes / Viki Redgrave
Financial Analyst / Staff Accountants	Mark Musallam / Tracy Pyrak, Chris Shelley

GAME PRESENTATION

Director of Game Presentation / Coordinator	Lamont Buford / Casey Rusnak
---	------------------------------

HUMAN RESOURCES

Human Resources Manager	Patty Frankentfield
Exec. Asst. to the President & CEO	Karen Gilbert
Exec. Asst. to the Governor & Board of Directors	Moki Salazar
Receptionist	Jessica Glass

MARKETING

Sr. Director, Marketing	Amy Dimond
Sr. Manager, Creative & Web Services	Scott Jenner
Manager, Content Development/In-Game Host	Lindsey Smith
Managers, Social Media Strategy / CRM	Marissa O'Connor / Stephanie Richter
Manager, Fan Development & Youth Hockey	Matt Shott
Digital Operations Coordinator	Alyssa Harrington
Marketing Coordinator	Rebekah Schieck

PRODUCTION

Director of Production	Rachel Regnier
Video Graphic Coordinator	Robert Clark
Shooter/Editor	Jon Kingston, Jesse Aranda, Tim Page

TECHNOLOGY

Director of IT	Monty Low
IT Infrastructure Tech / IT Support	Justin Ferguson / Michael Wenzel

TICKET OPERATIONS

Ticket Operations Manager	Jakub Jaroszewicz
Ticket Operations Associate / Coordinator	Piriya Timratana / CJ Scherrer

PREMIUM & SUITE SALES

Sr. Director of Premium & Suite Sales	Grant Buckborough
Premium Seating Sr. Mgr. / Mgrs	Mike Briody / Mike Ostrowski, James Whitener
Premium Seating Mgrs. / Service Mgr.	Matt McClelland, Dave Paris / Katrina Hinsberg

TICKET SALES & SERVICE

Vice President of Ticket Sales & Service	Bill Makris
Sr. Director Client Services & Client Relations	Lindsay Kray
Director Business Development	Sam Bays
Sr. Business Development Account Executive	Josh Pitts
Business Development Account Executives	Drew Bennett, Sean Phelan, Craig Campbell, Lauren Kalinosky, Brad Moss, Bill Mestdagh
Group Sales Supervisor	Steve Gonzales Jr.
Group Sales Account Executive	Will Rimer, Pete Musser, Tyler Kern, Megan Rivera
Amateur Hockey Development & Group Sales Exec	Jon Shivener
Sr. Service & Retention Account Executives	Karalyn Katchmark, Sean Sanford
Service & Retention Account Executives	Matt Herold, Zack Taylor
Ticket Sales Representatives	Taylor Hatleberg, Jon Kane, Luis Corzo, Julie Edwards, Michael Kesaris, Ryan Katz, Vincent Minichiello, Alicia Kalik, Kara Trzasko, Emma Ferrera, Mitchell Haskett, Brittany Lovro, Matthew Staels, Chris Bongo

TEAM INFORMATION

Regional Sports Network / Radio Station	FOX Sports Arizona / Arizona Sports 98.7 FM
Team Photographer	Norm Hall



MEDIA RELATIONS STAFF



Rich Nairn
Vice President of Communications



Chris Wojcik
Director of Media Relations



Greg Dillard
Media Relations Manager

On behalf of the Arizona Coyotes, welcome to the 2015-16 National Hockey League season. Since 1996-97, the Coyotes have produced some of the Valley's top sports stories and we expect the excitement to continue this year. As we enter our 19th year (18th season) in the Valley of the Sun, we hope to make your job covering the Coyotes as easy and as pleasant as possible. In order to help our operation run smoothly and make your jobs easier, we ask that you please follow the guidelines below:

MEDIA CREDENTIALS

Media credentials are issued to working media only. The media entrance at Gila River Arena is Gate 1, located at the southwest corner of the arena. The media entrance and media will-call window will be open 3 hours prior to the start of each game. All credentials are non-transferable. Any unauthorized use will subject the bearer to ejection from Gila River Arena and confiscation of the credential. All media are required to display credentials when entering the media lounge, press box and dressing room areas, and must wear their credentials throughout the game. Season media passes will be issued to established newspapers, television & radio stations, websites and magazines. Please contact Chris Wojcik (chris.wojcik@arizonacoyotes.com) for season media credential requests.

INDIVIDUAL GAME CREDENTIALS

Individual game credentials should be requested through Greg Dillard (greg.dillard@arizonacoyotes.com) at least 24 hours prior to game time. Pre-arranged passes must be picked up at the media entrance at Gate 1, located at the southwest corner of Gila River Arena. Credentials will be issued on an availability only basis.

PREGAME ACCESS

NHL dressing rooms are not open prior to game time. Requests for interviews prior to the game will be accommodated upon the approval of the players and coach involved. However, NHL regulations allow for a maximum of three players per team to be made available upon request up to 90 minutes before the game. Coyotes players will be made available from 4:30 p.m. to 5:00 p.m. for a 7:00 p.m. start. The ideal time for game day interviews is at the morning skate, held each game-day morning (10:30 a.m.) at Gila River Arena or the Ice Den in Scottsdale (practice times are subject to change). Please contact any member of the media relations staff to set up a request.

POSTGAME ACCESS

Both the Coyotes and the visitor's dressing rooms will be open no later than five minutes after each game. Media will have access to the players for 30 minutes after the rooms are opened. Only working media with official credentials will be allowed into the dressing rooms. Following the player media access, Coyotes Head Coach Dave Tippett will be available for postgame comments in the interview room, located across the hall from the Coyotes' dressing room. The NHL officials' locker room is off limits to the media. If a comment or interpretation from the game's referee or NHL supervisor is required, a pool reporter may be assigned. **ABSOLUTELY NO AUTOGRAPHS ARE ALLOWED DURING MEDIA ACCESS PERIODS.**

DAILY PRACTICES

Coyotes' practices will be held at Gila River Arena or the Ice Den in Scottsdale. All practices are open to the media. For up-to-date information on practice times and locations, please email Chris Wojcik (chris.wojcik@arizonacoyotes.com) to be included on the team's practice distribution email list.

PRESS BOX ACCESS

The Keilback Press Box at Gila River Arena is located on the west side of the building on level 7. A designated press elevator (right side) is located next to Gate 1 (media will-call) and the press lounge. Upon arrival in the press box, please review the posted seating chart for assigned seats.

BROADCAST BOOTH POSITIONS

All broadcast positions are located in the main press box of Gila River Arena. Please review the posted seating chart for assigned booths.

GAME NOTES:

Complete sets of NHL game notes, NHL statistics and news releases will be made available in the media work room in the media lounge as well as in the press box. Game notes, stats and releases can also be found online at ArizonaCoyotes.com or NHLMedia.com. Additional materials (out-of-town scores, game summaries) will be distributed to all working media throughout the game.

ONLINE PRESS BOX:

Coyotes' media relations will once again provide a convenient online media website called the Arizona Coyotes Online Press Box. This site provides media members with a variety of up to date and comprehensive tools necessary to cover all of the Coyotes' action on and off the ice. The online press box can be accessed at <http://www.arizonacoyotes.com/media>. There you will find NHL statistics, NHL game notes, news releases, daily team news clips, postgame quotes, as well as audio and videos. Additionally, the website includes the 2015-16 media guide, rosters, season statistics and schedule.

To access the Arizona Coyotes Online Press box, a login and username will be required upon entry. Media members may use the following username and password to enter the online press box: **LOGIN:** media@arizonacoyotes.com
PASSWORD: Media

PHOTOGRAPHY

Photo credentials will also be issued in the same manner as media credentials. Weekly papers and magazines on assignment may obtain passes by having the photo editor request a single-game credential. Please email Greg Dillard (greg.dillard@arizonacoyotes.com). Team photographer, Norm Hall, will assign photo positions on a game-by-game basis. Photographers must check in with Mr. Hall or a member of his staff in the media lounge prior to game time. All photographers must comply with space assignments and shooting regulations. Photographers must shoot from designated areas only. Should photographers require any additional information regarding equipment (i.e. strobes), please contact Norm Hall at (602) 620-1532 or NHall7@cox.net.

PHONES/STATISTICIANS

Media are provided with working phones, high speed internet lines and wireless internet access in the press box and media work room. Should you require an additional phone line at Gila River Arena, please contact a member of the Coyotes media relations staff. Statisticians are available to assist television broadcasters by contacting Director of Broadcasting Doug Cannon (doug.cannon@arizonacoyotes.com). These services must be arranged at least 24 hours prior to the game.

MEDIA PARKING

The Coyotes offer media parking in the Renaissance Hotel parking garage located directly across from Gate 1 at Gila River Arena, which is located near the southwest corner of the arena. Visiting media who require media parking should contact Greg Dillard (greg.dillard@arizonacoyotes.com).

We hope this outline of procedures and guidelines will assist you in your coverage of the Arizona Coyotes and the National Hockey League in 2015-16. Please don't hesitate to call us if you need additional assistance. We look forward to working with you again this season.



ARIZONA COYOTES FOUNDATION

Mission

The Arizona Coyotes Foundation seeks to enhance the quality of life throughout Arizona communities by supporting non-profit organizations that promote healthcare, education, sports and cultural arts programs for children and servicemen and women.

Supporting Arizona Nonprofits

Since 1996, the Arizona Coyotes Foundation (Tax ID # 86-1021459) has donated millions of dollars in the form of grants to local non-profit organizations supporting children and servicemen and women. Without these funds, some of our community's most deserving non-profits wouldn't have the opportunity to make a positive, and even life-altering impact on those they serve. Leveraging our community ties and support of the Arizona Coyotes fan base, we have helped hundreds of Arizona non-profits fulfill their missions with monetary and in-kind donations.

Fundraising to Engage and Inspire Events

The Foundation hosts fundraising events to engage our fans and inspire the community to give back to those in need.

The Celebrity Golf Classic brings players and fans together each fall to raise money for the Foundation. Businesses and community members can sponsor holes, participate in auctions and mingle among the Coyotes players.

The Celebrity Waiters Gala puts plates in the hands of players who serve donors at a fun, festive evening with silent and live auctions to benefit the Foundation's charities.

In-Arena Philanthropy

Giving back is part of the game. During each home game, the Foundation hosts a 50/50 raffle that funds the next grant cycle. And, fans have the opportunity to bid on authentic Coyotes memorabilia such as wood carvings, jerseys, and autographed pucks and sticks.

Scoreboard Messages/Zamboni Rides

Fans are able to donate to the Foundation by purchasing a scoreboard message or a Zamboni ride during any home game.

Visit the ArizonaCoyotes.com/coyotesfoundation for more information or to make a donation to the Arizona Coyotes Foundation.



COMMUNITY RELATIONS PROGRAMS

The Arizona Coyotes spend countless hours and resources developing partnerships with other organizations throughout Arizona. The result is the creation of many innovative programs that benefit thousands of people in Arizona and help further extend the bounds of the team's community efforts. The success of these programs greatly depend on these partnerships.

In-Kind Donations

The Arizona Coyotes give out over 1,500 in-kind donations to valley non-profit organizations throughout the year to support fundraising initiatives.

Howler and Paw Patrol

Our favorite furry desert hockey ambassador, Howler, and his leading mix1 Paw Patrol ladies entertain fans throughout the Valley, making over 500 community appearances a year for everything from hospital visits to charitable walks to school assemblies.

Tickets for Kids and Service Men and Women

Individuals and corporations sponsor children from non-profit organizations and service men and women, including veterans, to a Coyotes game. Due to this generosity, more than 10,000 individuals have an opportunity to attend a Coyotes game each season.

Ticket Assist Program

Season ticket holders can donate their tickets when they are unable to attend a game. These tickets are then distributed to local non-profit organizations throughout Arizona.

Future Goals Program

Future Goals is an online learning initiative that uses the fast-paced, exciting game of hockey as a learning vehicle for students to understand the real-world application of key science, technology, engineering, and math (STEM) subject matters. The program also introduces students to significant future career opportunities that exist in STEM-related fields. Program, training and usage is all FREE to teachers/schools!



Mikkel Boedker



Connor Murphy



Shane Doan and Dave Tippett

Coyotes Reading Program

The Coyotes Reading Program offers students the opportunity to earn special Coyotes goodies for spending extra time honing their literacy skills.

Coyotes Speakers Bureau

The Arizona Coyotes offer local organizations and schools to request a speaker from our staff, management, and alumni for special events. We are dedicated to sharing our knowledge and specialties to those in the community interested in learning more.

Howler's Kids Club

Provides a special opportunity for our young fans to interact with Howler and the Coyotes on a more intimate level. Kids will receive special merchandise, access to Kids Club events and memories to last a lifetime. Hospital Visits



Howler

Visit the ArizonaCoyotes.com Community Section for more information on Arizona Coyotes Community Relations



GROWING THE GAME

Arizona Coyotes Hockey Development Program (AZCHDP)

The AZCHDP helps young individuals develop as athletes, leaders and members of the community through various ice, roller, and street hockey programs that emphasizes excellence, commitment, discipline, teamwork, and sportsmanship. The goal is to give every participant (coach, player, and parent) the opportunity to improve their knowledge of hockey and experience the enjoyment the game provides. With hockey emerging as a warm weather sport, the Arizona Coyotes have developed several avenues for fans to participate in the sport and experience hockey through hands-on interaction.

Little Howlers Program

The Little Howlers Program is an on-ice youth hockey program hosted in cooperation with the Arizona Coyotes Hockey Development Program, Arizona Amateur Hockey Association, One Goal and local hockey rinks. The program consists of four one-hour sessions designed to provide kids ages 4-10 a risk free introduction to the sport of hockey. For a \$70 deposit, returned at the end of the four-week clinic, each participant receives a set of One Goal rental equipment to be used during each session, a pair of rental skates provided by the rink, and a jersey that the player gets to keep after their experience is complete. For more information or to register for an upcoming clinic, visit www.arizonacoyotes.com/kidsfirst.

Hockey Clinics

The Coyotes host a series of youth hockey clinics at Gila River Arena. These clinics are designed to help the beginner and intermediate players develop their hockey skills, as well as showcasing the level of hockey throughout the state. Each clinic, coached by a member of the Arizona Coyotes coaching staff, is uniquely geared to a specific skill set such as power skating, shooting and passing, checking, and goalie techniques. The Coyotes also host coaching clinics throughout the season which provide coaches with the newest and most innovative coaching methods available and also feature symposium formatted discussions with current and former Coyotes players, coaches and executives.



Street Coyotes

Street Coyotes is an NHL-based initiative to grow the sport of hockey among children. By playing the sport in shoes, instead of skates, it allows kids to experience the sport without the intimidation of learning how to ice or roller skate. In order to expose and teach the game of hockey to as many children as possible the Coyotes have partnered with various organizations and school districts, including: Boys and Girls Clubs of Metropolitan Phoenix, Best Buddies of Arizona, B.A.S.I.S Charter Schools, Glendale Elementary School District, Special Olympics of Arizona among others. The Coyotes will also begin recreational street hockey leagues around the state in order to grow street hockey even further, beginning with the City of Phoenix Parks and Recreation's youth sports program.





The Coyotes provide exclusive and comprehensive coverage of the team on a daily basis via our team's official website - arizonacoyotes.com.

GAME DAY COVERAGE

Starting with the morning skate and continuing through the postgame interviews, arizonacoyotes.com provides fans with extensive team coverage on game days. Each game day, written and video previews are posted to the web site. A written recap is posted shortly after games, as are game highlights, a photo gallery, stats, video interviews with players and coaches and more.

OFF-DAY COVERAGE

On days when the Coyotes do not play games, arizonacoyotes.com provides written and video features, plus news and notes from off-day practices.

MULTIMEDIA

Visitors to arizonacoyotes.com can watch and/or listen to video and audio interviews with Coyotes players and coaches before and after games. All news conferences and team events within the community are featured in widescreen video format. Arizonacoyotes.com also lets fans listen to live broadcasts of all Coyotes games.

E-NEWS

Be the first to know about breaking Coyotes news regarding player signings, trades, and ticket specials by signing up for the team's free Tape-to-Tape E-newsletter.

TEAM

Get the latest news on all of your favorite Coyotes players and coaches. View in-depth bios, as well as the Future Coyotes section, which provides up-to-date information on prospects.

NEWS

Check this section for archived news releases, stories, features and game recaps.

SCHEDULE

Results from every game and the team's upcoming schedule are available at this section of the site. This section also features the Gila River Arena events calendar.

STATS

At arizonacoyotes.com, fans will find complete player, team and League statistics and standings.

TICKETS AND PROMOTIONS

Avoid ticket lines by purchasing tickets online. Also, don't forget to check out the 2015-16 promotions schedule.

BLOGS

Players, broadcasters and website staff members contribute blog entries on a regular basis to keep fans updated on what's going on behind the scenes.

FAN ZONE

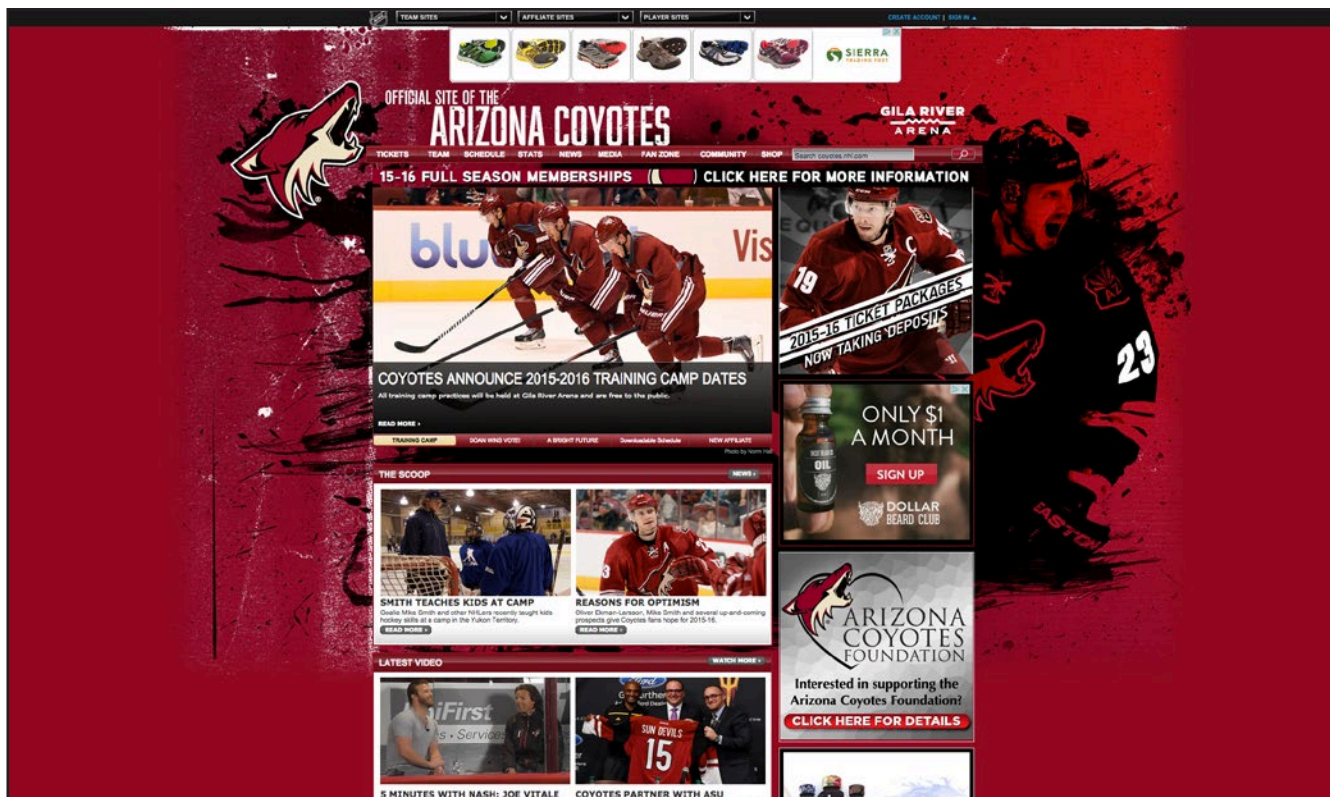
This interactive area allows fans to view photo galleries and download fun and interactive programs.

COMMUNITY

Keep up with all of the Coyotes events and player appearances as well as information about the Arizona Coyotes Foundation.

HOCKEY PROGRAMS

Fans can learn about hockey programs across the Valley including a complete listing of Arizona Hockey Associations and area rinks. Fans can also sign up for one of the adult or youth hockey clinics offered.





GILA RIVER ARENA

Gila River Arena, Arizona's Premiere Sports & Entertainment Center, is a state-of-the-art, multi-purpose facility located at Loop 101 and Glendale Avenue. The arena anchors the 223-acre, \$1 billion development Westgate Entertainment District, the "crown jewel" of sports and entertainment complexes. The Coyotes, the Gila River Indian Community and Gila River Casinos agreed to terms on a nine-year partnership agreement that includes the naming rights for the venue. This is the first federally recognized Tribal naming rights deal with a sports venue that houses one of four major professional sports leagues in the country.

Owned by the City of Glendale, Gila River Arena is home to the National Hockey League's (NHL) Arizona Coyotes and a multitude of spectacular entertainment events annually. With two separate concourses on two seating levels, Gila River Arena's open concourses are fan-friendly and provide fans with an open view of the ice. The Arena also features an intimate seating bowl that has all the modern amenities. The venue seats 17,125 for Coyotes games and both seating levels have been strategically situated to create great hockey sightlines.

There are 87 luxury suites in Gila River Arena, including two tower suites and 12 party suites that can accommodate large groups of up to 50 people. In addition, the mix1 Club (located on the club suites level) consists of 400 upscale seats with unique club and dining opportunities. BMW Lounge is an upscale private club, open exclusively to season ticket holders. The Lounge is located directly behind the Coyotes and visiting team player benches, offering fans unique views of both the Coyotes and visiting team players as they enter and exit the ice.

Coyotes fans will enjoy fresh new menu options at Gila River Arena this season courtesy of Levy Restaurants, the official restaurant partner at the arena. Levy has expanded offerings and enhanced service for guests within the arena, by adding 14 new portable concession stands on the lower and upper levels in addition to 27 new points of sale to keep the lines short and the focus on the game.

Led by Executive Chef Stephen Tilder, locations throughout the arena offer a wider variety of high quality, selections including hand-carved sandwiches, street tacos, Carolina barbeque pork and chicken, beer braised bratwursts and more. Additionally, fan favorite Papa John's pizza will satisfy traditional appetites, while section 108 will feature a new Grab 'N Go area with a new selection of healthy options. Two Tim Hortons stands are open this season serving their famous coffee and TimBits on both upper and main concourses.

Last off season, the Coyotes signed a multi-year agreement with Fanatics Retail Group, to manage the team's retail store, the Coyotes Den at Gila River Arena. Fanatics, the leading online retailer of officially licensed sports merchandise, offers the largest selection of team merchandise found anywhere along with advanced e-commerce and fulfillment solutions for hundreds of professional teams and colleges, leagues, conferences and media sites.

Fanatics has opened two new concourse retail locations at Gate 2 featuring custom-made jerseys and at Gate 6 featuring Old Time Hockey product, in addition to a newly renovated Coyotes Den at Gate 4 which will offer custom-made jerseys, apparel, headwear and an array of other items for Coyotes fans. Fanatics will also have two stores located on the club suite level near each entrance to the Gila River Club as well as two stores located on the east and

west sides of center ice on the upper level concourse. Inside the stores and retail locations, fans will notice a wider variety and more options to purchase Coyotes gear in arena. Popular brands such as Reebok, Antigua, Old Time Hockey, 47 Brand, G-III, Wincraft and Sher-Wood is available at the various retail locations around Gila River Arena.

For tech savvy guests coming to the arena, Gila River Arena has installed a new Distributed Antenna System (DAS). The addition of 184 new antennas will improve coverage and service for users of the major mobile carriers during events.

Fans visiting this exceptional arena enjoy state-of-the-art technology, including an electronic display system with 360-degree video boards, an eight-sided scoreboard, an advanced in-arena production studio and superior acoustics for concerts and other special events.

The building opened on December 26, 2003 with the Arizona Sting's inaugural National Lacrosse League (NLL) game. The following night, December 27, the Coyotes hosted the Nashville Predators in front of a standing-room only crowd of 19,052 for the inaugural NHL game at Gila River Arena. The arena has also hosted five NHL Playoff series, including the 2012 Western Conference Final.

Gila River Arena has hosted numerous world-class concerts and events since opening in December 2003. Some of the music industry's top performers were welcomed to Glendale in the arena's inaugural year including Prince, Rod Stewart, Toby Keith, Britney Spears and Usher.

The arena was bestowed "the best new major concert venue in North America" by the Pollstar Concert Industry Awards in 2003. The venue has hosted major acts and numerous sell-outs such as U2, Elton John, The Rolling Stones, Paul McCartney, Bruce Springsteen, Kenny Chesney, Motley Crue, Justin Timberlake, Katy Perry, Taylor Swift and the Eagles.

Many more A-list acts and major up-and-coming artists have played the venue including Ed Sheeran, Justin Bieber, Marc Anthony, Aerosmith with Lenny Kravitz, Nickelback, Bon Jovi, Madonna, Red Hot Chili Peppers, Sam Smith, Barry Manilow and Bob Seger.

Gila River Arena has also hosted a variety of live entertainment in recent years including Travis Pastrana's Nitro Circus Live, Smuckers Stars on Ice, Street League Skateboarding, Nuclear Cowboyz, Professional Bull Riding (PBR) and World Extreme Cagefighting (WEC). The arena has brought a number of family oriented shows to Glendale including the likes of Radio City Christmas Spectacular, Trans-Siberian Orchestra, Sesame Street Live!, the Harlem Globetrotters and Cirque du Soleil.

Every February, Gila River Arena comes alive with "February Frenzy", the Arizona Interscholastic Association's (AIA) high-school tournaments and state championship for basketball.

In August 2011, Gila River Arena upgraded the rink system in compliance with new NHL guidelines. The new glass is an acrylic composite with each panel weighing only 100 lbs. The new viewing experience for fans is second to none. Each panel along the lower bowl is 8 feet by 6 feet and 5 feet by 8 feet in both end zones. Fans are closer to the action than ever before.

GILA RIVER ARENA FAST FACTS

- Fastest built arena of its kind in the United States (18 months)
- Over 20,000 people were involved in the construction process with a grand total of 1.5 million man-hours. At the peak of construction, 840 people worked on site at one time.
- 47,000 yards of concrete
- 5,000 tons of steel to reinforce the concrete structure
- 1,600 tons of steel support the roof which covers 187,000 square feet (4.3 acres)
- Steel in roof weighs 5 million pounds
- Roof covers 4 acres and supports 187,000 feet of insulated roofing
- 31,000 square feet of exterior glass
- 30 miles of piping systems
- 220 miles of wiring
- 41,000 lineal feet of storm drain piping
- 300,000 square feet of sidewalk was created
- 2,400 tons of air conditioning
- 10,000 gallons of water is used to create the ice sheet for hockey/figure skating
- The 34,000 pound center hung scoreboard (28 feet by 28 feet) cost \$2.5 million. It has four 9' x 16' video instant replay screens and is raised and lowered by an electric winch capable of hoisting 50,000 pounds that is mounted up in the roof truss section directly over center ice.

CONSTRUCTION	Began on June 17, 2002
COMPLETION	December 2003, 18 months of construction
OPENING DATE	December 26, 2003 – Arizona Sting vs. Vancouver Ravens
OPENING HOCKEY	December 27, 2003 – Phoenix Coyotes vs. Nashville Predators
OPENING CONCERT	February 12, 2004 – Bette Midler
COST	\$220 million
ARCHITECTS	HOK
CONTRACTOR	Perini Construction
OWNER	City of Glendale
MANAGEMENT	Spectra
SIZE	Located on 223 acres, the arena complex is 612,900 square feet and built 90 feet underground
LOCATION	9400 West Maryland Avenue Glendale Avenue, Arizona 85305
SEATING	Seating capacity for hockey – 17,125 with a maximum of 20,000
PARKING	7,000 parking spaces on site around the arena
LUXURY SUITES	87 suites located on two mid-level concourses, each accommodates up to 20 guests
PUBLIC ENTRANCES	Five entrances, located at Gate 1 (southwest), Gate 2 (west), Gate 4 (north), Gate 6 (east) and Gate 7 (southeast).
MEDIA ENTRANCE	Media parking for Coyotes games at Gila River Arena is available in the Renaissance Parking Garage (levels 2 & 3) directly across from Gate 1 near the southwest corner of the arena. Show your media credential or station/newspaper identification for access.



TM

A man with light-colored, wavy hair is shown from the chest up, speaking into a microphone. The entire image is overlaid with a semi-transparent red filter. The background is dark and textured. A white wolf head logo is visible on the right side, partially obscured by the text.

FRONT OFFICE



ANDREW BARROWAY

Governor & Director



Andrew Barroway became the Majority Owner, Chairman and Governor of the Arizona Coyotes on December 31, 2014.

Mr. Barroway is the Managing Partner of Merion Investment Management LP, an event driven hedge fund that currently manages more than \$1 Billion. Merion was founded in January 2009. Barroway graduated from the University of Pennsylvania Law School in 1991.

DAVE DUCKETT

Chairman, Alternate Governor & Director



W David Duckett has had a successful career in the oil and gas midstream business for over 30 years. He has built and developed top tier private and public ventures during his career and remains active today as the founder and leader of one of Canada's premier and most successful midstream organizations.

He has been instrumental in the development of the EDGE School for Athletes located in Calgary, and through his influence has established the EDGE school as one of Canada's most up and coming educational facilities. As his principle residence is located in Calgary, he spends significant time during the hockey season at his home in Scottsdale, Arizona. Mr. Duckett has been actively involved with hockey his entire life and continues to participate in many sports.

Mr. Duckett was born and raised in Calgary and obtained his Bachelor of Commerce Degree from the University of Calgary.

GARY J. DRUMMOND

Alternate Governor & Director



Gary J. Drummond has been an investor and Board member on several private and public companies including Baytex Energy Corp., Crew Energy Inc., Comaplex Minerals Corp. and presently Bonterra Energy Corp. and Pincliff Energy Ltd.

Mr. Drummond was Co-founder, Chairman and CEO of Direct Energy Management Limited and Universal Energy Group. He took both companies public on the Toronto Stock Exchange.

Born and raised in Southern Saskatchewan, Mr. Drummond graduated from the University of Saskatchewan Law School in 1973 with a Bachelor degree in Law and Economics.

He played competitive hockey and baseball and has been an avid lifelong sportsman and fan.

ANTHONY LEBLANC

President, CEO & Alternate Governor



Anthony LeBlanc has been a sales and marketing executive for the past 20 years at firms such as the Corel Corporation, Giga Information Group, and most notably as the Vice President of Global Sales at Research In Motion (now BlackBerry) between 2000 and 2008.

He was a founding member of Ice Edge Holdings in 2009. In 2011, Mr. LeBlanc was nominated as the candidate for the Progressive Conservative Party of Ontario in his hometown riding of Thunder Bay Superior North. While not successful in his bid to become a Member of the Ontario Legislature, he did double the PC's percentage of the vote.

In August of 2013, Mr. LeBlanc and his partners in the newly formed IceArizona Acquisition Company purchased the Phoenix Coyotes from the National Hockey League. In September of that year, he was named the franchises President, Chief Executive Officer and Alternate Governor. Within the first three months, significant long-term contracts were completed with Fox Sports Arizona, Levy Restaurant Group and Ticketmaster. Within the first year of operating, the team had broken all franchise revenue records, and had signed a new long term naming rights agreement with the Gila River Indian Community. This was the first federally recognized Tribal naming rights deal with a sports venue that houses one of the four major professional sports leagues in the United States.

In December of 2014, IceArizona sold a 51% interest in the franchise to Andrew Barroway, at a valuation that was significantly higher than what was paid for the team seventeen months prior.

He graduated from Lakehead University in 1993 with a Bachelors degree in Political Science. Born in Northern Quebec and raised in Northwestern Ontario, Mr. LeBlanc resides in Arizona.



CRAIG STEWART

Director



Craig Stewart is the Executive Chairman of RMP Energy Inc. He was President and CEO of Rider Resources Ltd. from 2003 to 2008, Meota Resources Corp. from 2000 to 2002 and Poco Petroleum Ltd. from 1992 to 1999. Mr. Stewart has served as a board member of several oil and gas industry organizations and public energy companies.

Mr. Stewart played hockey from 1972-76 for University of Calgary under Hockey Canada Scholarship. He attended Washington Capitals camp in 1973 and was selected All Canadian in 1976. He also played pro hockey in Germany 1979-80.

He earned his Bachelor degree in Economics and Business from the University of Calgary.

WR DUTTON

Partner



WR "Bill" Dutton spent the majority of his career in the Oil and Gas drilling, exploration and production industry, most recently with a Southeast Saskatchewan company called Upton Resources Ltd which he started in 1987 as a drilling partnership. He is the holder of the 125th Anniversary of the Confederation of Canada Medal and is the member of the Saskatchewan Oil and Gas Hall of Fame.

Born and raised in Virden Manitoba, his love for hockey began at the age of 5, a love that has spanned over 70 years. He has coached, scouted, managed, scraped the ice, ran the rink, drove the bus and sharpened the skates, and whatever it took to make it happen.

Hockey runs deep in his family, his Uncle Merv "Red" Dutton played professionally with the Calgary Tigers, The Montreal Maroons and the New York American's. Red later went on to be the Coach, manager and owner of the Americans, and was the President of the NHL from 1942-45 when the Americans suspended operations for WWII. Red was the only NHL President who was a player, manager, coach and owner, as well as a trustee of the Stanley Cup.

GEORGE GOSBEE

Partner



George Gosbee's career to date spans 20 years in corporate finance, investment banking and global capital markets. His current firm, AltaCorp Capital, is an investment bank that is partnered with ATB Financial, a wholly owned subsidiary of the Government of Alberta.

Mr. Gosbee is the former Vice Chair and current Director of Alberta Investment Management Co (AIMCo), an \$80 billion institutional investment fund. He is a former board member of Chrysler Group LLC in Detroit. He was honoured as one of 200 Young Global Leaders by the World Economic Forum for his professional accomplishments and community commitments.

Mr. Gosbee holds a Bachelor of Commerce degree from the University of Calgary where he specialized in finance and petroleum land management. Outside of business, Mr. Gosbee is active on numerous community boards and charity initiatives.



ROBERT G. GWIN

Partner



Robert G. Gwin is Executive Vice President, Finance and Chief Financial Officer of Anadarko Petroleum Corporation (NYSE: APC). Mr. Gwin is also Chairman of LyondellBasell Industries N.V. (NYSE: LYB), Chairman of the Board of Western Gas Partners, LP (NYSE: WES) and Chairman of the Board of Western Gas Equity Partners, LP (NYSE: WGP).

He also serves on the MD Anderson Cancer Center Board of Visitors and the boards of Theatre Under the Stars (TUTS), Communities in Schools (CIS), and the Greater Houston Partnership. He holds a Bachelor of Science degree from the University of Southern California and a Master of Business Administration degree from the Fuqua School of Business at Duke University. He also earned the Chartered Financial Analyst (CFA) designation from the CFA Institute.

SCOTT SAXBERG

Partner



Scott Saxberg is the President, Chief Executive Officer and a director of Crescent Point. He was a founder of Crescent Point Energy in 2001 and has been president of the company since 2003. Mr. Saxberg has worked in the oil and gas industry since 1992, having held a variety of roles with companies such as Shelter Bay, Wascana Energy Inc., Numac Energy Inc. and Magin Energy Inc.

Under Mr. Saxberg's direction, Crescent Point has grown from 275 boe/d in 2001 to an expected 163,500 boe/d in 2015 and a current market capitalization of more than \$9 billion. Along the way, Mr. Saxberg has received notable recognition, including being named as one of the Globe and Mail's Top 40 Under 40, awarded the 2009 Producer of the Year in Oilweek magazine and named the 2011 Saskatchewan Oilman of the Year.

Crescent Point has also received notable recognition, including awards from Alberta Venture magazine for having the best workplace in Alberta in both 2008 and 2011.

In addition to Mr. Saxberg's passions for hockey and leading a successful corporation, he is an owner of Liquidity, a winery located in beautiful Okanagan Falls of BC wine country.

Mr. Saxberg is a member of the Association of Professional Engineers and Geoscientists of Alberta and serves on the board of Aston Hill Energy General Partner. He also serves on the CAPP board of governors, the CAPP Saskatchewan Executive Policy Group and the STARS Society board of directors.

Mr. Saxberg holds a Bachelor of Science degree in mechanical engineering from the University of Manitoba.

RICH WALTER

Partner



Rich Walter is currently the CEO of Sub-Sahara Capital Group, a firm he also founded.

Prior to founding his own funds, Rich spent seven years at SAC Capital Advisors and three years at Ladenburg Thallmann. He has a long history as an investment professional including founding two of his own long/short term equity funds, Bellman Walter Capital and Walter Capital Management.

Mr. Walter graduated with a Bachelor of Arts degree from Syracuse University.



ANTHONY LEBLANC

President, CEO & Alternate Governor



Anthony LeBlanc has been a sales and marketing executive for the past 20 years at firms such as the Corel Corporation, Giga Information Group, and most notably as the Vice President of Global Sales at Research In Motion (now BlackBerry) between 2000 and 2008.

He was a founding member of Ice Edge Holdings in 2009. In 2011, Mr. LeBlanc was nominated as the candidate for the Progressive Conservative Party of Ontario in his hometown riding of Thunder Bay Superior North. While not successful in his bid to become a Member of the Ontario Legislature, he did double the PC's percentage of the vote.

In August of 2013, Mr. LeBlanc and his partners in the newly formed IceArizona Acquisition Company purchased the Phoenix Coyotes from the National Hockey League. In September of that year, he was named the franchise's President, Chief Executive Officer and Alternate Governor. Within the first three months, significant long-term contracts were completed with Fox Sports Arizona, Levy Restaurant Group and Ticketmaster. Within the first year of operating, the team had broken all franchise revenue records, and had signed a new long term naming rights agreement with the Gila River Indian Community. This was the first federally recognized Tribal naming rights deal with a sports venue that houses one of the four major professional sports leagues in the United States.

In December of 2014, IceArizona sold a 51% interest in the franchise to Andrew Barroway, at a valuation that was significantly higher than what was paid for the team seventeen months prior.

He graduated from Lakehead University in 1993 with a Bachelors degree in Political Science. Born in Northern Quebec and raised in Northwestern Ontario, Mr. LeBlanc resides in Arizona.





DON MALONEY

Executive Vice President, General Manager & Alternate Governor



Don Maloney enters his ninth season as Executive Vice President, General Manager and Alternate Governor of the Arizona Coyotes after being named to the position on May 29, 2007. Maloney is the seventh general manager in Coyotes/Jets franchise history.

In eight seasons as the Coyotes general manager, Maloney has led the team to a 291-252-79 record and three postseason appearances. He ranks first all-time in franchise history in wins by a general manager.

Under Maloney's leadership, the Coyotes posted a record of 42-27-13 and 97 points in 2011-12, securing their first division championship en route to the franchise's first appearance in the Western Conference Final. Arizona eliminated Chicago in the Western Conference Quarterfinal for its first playoff series victory since the team moved to Phoenix in 1996.

It marked the first time in franchise history that the Coyotes had recorded three consecutive seasons with 40-plus wins. In addition, the Coyotes reached the Stanley Cup Playoffs for the third consecutive year, marking the first time the franchise qualified for the postseason in three or more consecutive seasons since the team clinched a playoff berth in its first four seasons in the Valley (1996-97 to 1999-00).

Maloney received the inaugural NHL General Manager of the Year Award following the 2009-10 season after steering the Coyotes through a turbulent off-season and charting the course for the most successful regular season in franchise history. The team finished the 2009-10 campaign with a record of 50-25-7 for 107 points, setting new franchise records for wins, home wins (29), points, and longest home winning streak (10 games; Nov. 21-Dec. 29) while qualifying for the Stanley Cup Playoffs for the first time since 2002.

In his first season as general manager of the Coyotes in 2007-08, Maloney's club posted a record of 38-37-7 for 83 points, an improvement of seven wins and 16 points from the previous season. The 16-point increase represented the fifth-largest point increase by an NHL team during the 2007-08 season and was also the greatest one-season point increase in Coyotes history.

Among Maloney's stable of highly-regarded draft selections during his tenure as Coyotes G.M. are: defensemen Connor Murphy (20th overall, 2011), and Oliver Ekman-Larsson (6th overall, 2009), forwards Dylan Strome (3rd overall, 2015), Nick Merkley (30th overall, 2015), Brendan Perlini (12th overall, 2014), Max Domi (12th overall, 2013), Henrik Samuelsson (27th overall, 2012), and Mikkel Boedker (8th overall, 2008). In addition to building through the draft, Maloney has consistently upgraded the roster through free agency and trades. Over the past seven seasons, Maloney made a total of 28 trades around the trade deadline.

Prior to joining the Coyotes in 2007, Maloney, a native of Lindsay, Ontario, spent the previous 10 seasons as a member of the New York Rangers' front office, most recently serving as the team's Vice President of Player Personnel and Assistant General Manager. He was primarily responsible for assisting in all player transactions and contract negotiations.

Maloney, 56, played a key role in the Rangers' development of several prospects into productive NHL players including Henrik Lundqvist, Marc Staal and Ryan Callahan. Recognized as one of the deepest organizations in the NHL during Maloney's tenure, the Rangers' top minor league affiliate, the Hartford Wolf Pack, reached the American Hockey League playoffs in each of his 10 seasons with the club and won the league's Calder Cup Championship in 2000.

Maloney also served as Assistant General Manager for Team Canada squads that won gold medals at the 2003 and 2004 IIHF World Championship in Finland and Czech Republic, respectively.

Maloney's first front office position in the NHL was Assistant General Manager of the New York Islanders following his retirement as a player with the club on Jan. 17, 1991. Maloney later served as General Manager from Aug. 17, 1992 to Dec. 2, 1995. Among the players drafted by the Islanders during Maloney's tenure with the club were Todd Bertuzzi, Bryan McCabe, Zigmund Palffy, Tommy Salo and Darius Kasparaitis.

Maloney also served as Eastern Professional Scout for the San Jose Sharks during the 1996-97 season prior to joining the Rangers' front office.

As a player, Maloney registered 214 goals, 350 assists and 564 points and 815 penalty minutes in 765 regular season games over 13 NHL seasons with the Rangers, Hartford Whalers and Islanders. He also collected 22 goals, 35 assists and 57 points in 94 career Stanley Cup playoff games.

Maloney spent 11 seasons with the Rangers after being selected by the club in the second round (26th overall) of the 1978 NHL Entry Draft. He helped lead the Rangers to the 1980 Stanley Cup Final by posting 20 points (7-13-20) that postseason, a playoff record for rookies at the time (since broken). Maloney played in the NHL All-Star Game in 1983 and 1984. He was named Most Valuable Player of the 1984 All-Star Game.

Maloney received the Rangers' "Players Player" Award as voted by teammates on three occasions (1979-80, 1980-81, and 1986-87). He also won the Rangers' "Crumb Bum" Award for service to New York youngsters in 1984 and the team's Good Guy Award in 1981 for cooperation with the media.



DARCY REGIER

Senior Vice President & Assistant General Manager



Darcy Regier enters his second season as the Coyotes' Senior Vice President & Assistant General Manager after being named to the position on July 3, 2014. He also serves as General Manager of the Springfield Falcons, the Coyotes' American Hockey League affiliate (AHL).

Prior to joining the Coyotes, Regier spent 17 years as the General Manager for the Buffalo Sabres, which was the longest tenure of any GM in the franchise's 44-year history. Under his guidance, the Sabres advanced to the Stanley Cup Final in 1999 and made four Eastern Conference Final appearances (1998, 1999, 2006 and 2007).

While with the Sabres, the 58-year-old Regier oversaw all aspects of Buffalo's hockey operations, as well as the Rochester Americans, its AHL affiliate. Among the players Regier drafted as General Manager of the Sabres are Ryan Miller (1998), Derek Roy (2001), Jason Pominville (2001), Keith Ballard (2002), Thomas Vanek (2003), Drew Stafford (2004), Jhonas Enroth (2006), Tyler Ennis (2008), Tyler Myers (2008), Zack Kassian (2009), Mikhail Grigorenko (2012) and Zemgus Girgensons (2012).

Previously, the Swift Current, Saskatchewan native served in roles with the New York Islanders as director of hockey administration, assistant coach, and assistant general manager.

Regier was the fifth choice (77th overall) of the California Golden Seals in the 1976 Amateur Draft. He appeared in 26 NHL games over the course of three seasons with the Cleveland Barons and the New York Islanders, totaling two assists and 35 penalty minutes.

JOHN CHAYKA

Assistant General Manager, Analytics



John Chayka is in his first season with the Coyotes as Assistant General Manager, Analytics.

Chayka is involved in all areas of hockey operations including NHL, minor league and amateur player evaluation as well as player development and coaching support.

Prior to joining the Coyotes, he co-founded and served as Director of Hockey Operations at Stathletes Inc. since 2009. Stathletes is a hockey analytics firm that tracks data through an intensive video analysis process and breaks down the game to provide objective insight into player and team performance tendencies.

The 25-year-old native of Jordan Station, Ontario earned his bachelor's degree in business administration from the Richard Ivey School of Business at the University of Western Ontario in 2014.

CHRIS O'HEARN

Assistant General Manager, Hockey Operations



Chris O'Hearn enters his ninth season with the Coyotes and his first as Assistant General Manager, Hockey Operations.

As a member of Arizona's hockey operations management team, O'Hearn's responsibilities include player contract research and negotiations, scheduling, salary arbitration and salary cap management. He is also involved with fiscal and strategic planning, evaluating pro and amateur players, compliance with the Collective Bargaining Agreement, and administration with the NHL's Central Registry as well as the day-to-day operations of the hockey department.

The 33-year-old native of Winnipeg, Manitoba earned his Bachelor of Arts degree in political science from Arizona State University in 2004. O'Hearn also graduated from the New England School of Law in 2007.

Chris and his wife, Ashley, reside in Phoenix.



TIM BERNHARDT

Director of Amateur Scouting



Tim Bernhardt is in his second season as the Coyotes' Director of Amateur Scouting. He is responsible for all amateur scouting and oversees the Entry Draft process for the Coyotes.

The 57-year-old Bernhardt joined the Coyotes as an amateur scout in 2010-11 before serving as the Assistant Director of Amateur Scouting in 2013-14.

Bernhardt started with the Dallas Stars as an amateur scout in 1993 and was named Director of Amateur Scouting in 1998. He left the Stars in 2011 after 18 years in the organization including 14 years as the Stars' Director of Amateur Scouting.

Bernhardt, a native of Sarnia, Ontario, was a key player in the Stars organization and was responsible for drafting players such as Steve Ott (2000), Mike Smith (2001), Jussi Jokinen (2001), Trevor Daley (2002), Loui Eriksson (2003), James Neal (2005), Matt Niskanen (2005) and Jamie Benn (2007).

Prior to his scouting career, Bernhardt played 67 games in the NHL as a goaltender with the Calgary Flames and the Toronto Maple Leafs. In total, Bernhardt played 12 seasons of professional hockey in the NHL, AHL and CHL.

Bernhardt currently resides in Schomberg, Ontario, with his wife, Sheri, and sons, Matthew and Jake.

FRANK EFFINGER

Director of Pro Scouting



Frank Effinger enters his eighth season with the Coyotes and sixth as Director of Pro Scouting. He is responsible for all professional scouting and oversees the schedule for the Coyotes' pro scouts.

Effinger joined the Coyotes after spending two seasons as a professional scout with the New York Rangers. Prior to that, he spent seven years with the Minnesota Wild as the club's Eastern Pro Scout. With the Wild, Effinger was influential in acquiring the likes of Dwayne Roloson, Brian Rolston and Kim Johnsson while also playing a role in the team's Expansion Draft in 2000.

Prior to his stint with the Wild, Effinger worked part-time for the Buffalo Sabres and ran the hockey program for the Rye Country Day School in Rye, New York. He was inducted into the Rye Country Day School Hall of Fame in 2012.

From 1979 to 1990, Effinger served as head coach of the Iona College men's hockey team and finished his career with the sixth best winning percentage in college hockey history. He was inducted into the Iona College Athletic Hall of Fame in 1996.

Effinger resides in Larchmont, New York with his wife Kristen.

PRO & AMATEUR SCOUTS



David MacLean
Pro Scout



Doug Soetaert
Pro Scout



Jim Roque
Pro Scout



Jeff Twohey
Amateur Scout



Robert Neuhauser
Amateur Scout



Rob Pulford
Amateur Scout



Glen Zacharias
Amateur Scout



Mike Sands
Amateur Scout



Thomas Carlsson
Amateur Scout



Trevor Hanson
Amateur Scout



Claude Loiselle
Hockey Ops Consultant

**DAVE TIPPETT**

Head Coach



Dave Tippett enters his seventh season as the Coyotes Head Coach. Tippett was named the 17th head coach in Coyotes/Jets franchise history on September 24, 2009.

In his six seasons with the Coyotes, he has compiled a 217-176-65 record (499 points) and three postseason appearances. Tippett is the longest tenured and all-time winningest coach in franchise history while his .545 points percentage is the highest of any head coach in team history. He became the 30th head coach in NHL history to coach in 900 games on Dec. 20, 2014 at Los Angeles.

During his tenure, the Coyotes have posted a record of 109-50-64 in one-goal games. He collected his 400th career head coaching victory at Edmonton on March 18, 2012.

In 2011-12, Tippett led the Coyotes to an impressive 42-27-13 record (97 points), and the franchise's first division title. Highly regarded as one of the best head coaches in the NHL, Tippett also led the club to its third-consecutive postseason appearance. Under his leadership, the Coyotes won their first postseason series - defeating the Chicago Blackhawks in the Western Conference Quarterfinals - since arriving in the desert (1996). The Coyotes enjoyed a productive run in the 2012 Stanley Cup Playoffs, reaching the Western Conference Final.

In 2010-11, Tippett led the Coyotes to a 43-26-13 record and 99 points. It marked the first time in franchise history that the Coyotes had recorded consecutive seasons with 40-plus wins and posted back-to-back 95-point plus seasons. In addition, the Coyotes reached the Stanley Cup Playoffs for the second consecutive season, marking the first time the franchise qualified for the postseason in back-to-back years since the 1998-99/1999-2000 campaigns.

Hired just nine days prior to the start of the 2009-10 regular season, Tippett guided the Coyotes to a record of 50-25-7 for 107 points, shattering franchise records for wins and points in a single season while qualifying for the Stanley Cup Playoffs for the first time since 2002, finishing with the third-most points in the Western Conference. The successful season culminated in Tippett being honored with the Jack Adams Trophy as the NHL's Coach of the Year.

Under Tippett's leadership, the Coyotes allowed the fewest goals in the Western Conference in 2009-10 (202), ranked sixth in the NHL in penalty kill percentage (84.5%), set a new franchise record with a 10-game home winning streak from Nov. 21 to Dec. 29, and tied the franchise record with a nine-game winning streak from Mar. 4-21.

In 12 seasons as an NHL Head Coach, Tippett has compiled a record of 488-332-130. His 488 victories behind the bench represent the third-most wins by an NHL coach over that span (Mike Babcock, 527 and Joel Quenneville, 517). Tippett has guided his teams to postseason berths in nine of his 12 NHL seasons while also compiling four 100-point seasons, three 50-win seasons and five 40-win seasons.

Prior to joining the Coyotes, the 54-year-old Tippett spent six seasons as head coach of the Dallas Stars, from 2002-03 to 2008-09, posting a record of 271-156-65. Under Tippett's leadership, the Stars won two Pacific Division titles (2002-03 and 2005-06), made the playoffs in five out of six seasons and advanced to the 2008 Western Conference Final. Tippett's 271 career regular season coaching victories rank second all-time in Stars history.

During Tippett's tenure in Dallas, the Stars finished in the top-10 in goal-scoring three times and finished no worse than sixth in the NHL in goals against in five of his six seasons, including ranking in the top three on three occasions (2006-07, 2003-04 and 2002-03).

In 2002-03, his first season as an NHL Head Coach, Tippett led the Stars to the best record in the Western Conference and second-best record in the league while also guiding Dallas to its sixth Division title in seven seasons. With a record of 46-17-15-4 for 111 points, Tippett posted what was then the fourth-highest point total by a rookie coach in NHL history.

Tippett joined the Stars organization on May 16, 2002 after serving as an assistant coach for the Los Angeles Kings the previous three seasons. The Kings qualified for the playoffs in all three of Tippett's seasons with the club after having made the postseason just once in six seasons prior to Tippett's arrival.

Prior to becoming a coach, the native of Moosomin, Saskatchewan played 11 years as a forward in the National Hockey League with the Hartford Whalers, Washington Capitals, Pittsburgh Penguins and Philadelphia Flyers. In 721 career NHL games, he registered 93 goals and 169 assists for 262 points with 317 penalty minutes.

During his playing career with Hartford, Tippett served as an alternate captain and earned the Community Service, Unsung Hero, Mr. Hustle and Best Defensive Forward awards. In 1988-89, he registered career highs in goals (17), assists (24) and points (41). Internationally, he captained the 1984 Canadian Olympic Team in Sarajevo, Yugoslavia and earned a silver medal as a member of the Canadian Olympic Team in Albertville, France in 1992. While at the University of North Dakota, he was a member of the 1982 NCAA Division I Championship squad.

Tippett concluded his playing career in 1995 as a player-assistant coach with the Houston Aeros of the International Hockey League (IHL). He served as Houston's Head Coach from 1995-96 to 1998-99, building a reputation as a highly-regarded coach with a tremendous work ethic while leading the Aeros to two 50-win seasons. In 1999, Tippett led Houston to the Turner Cup Championship while being named the IHL Coach of the Year as well as leading the team to the Fred A. Huber Jr. Memorial Trophy by compiling the league's best regular season record (54-15-13). At the 1998 IHL All-Star Game, he was the co-coach of the victorious Western Conference squad.

Dave and his wife, Wendy, have two daughters: Nicole and Natalie.

Head Coaching Record:

Regular Season							Playoffs		
Season	Team	G	W	L	T/OT	PTS	G	W	L
2002-03	Dallas	82	46	17	19	111	12	6	6
2003-04	Dallas	82	41	26	15	97	5	1	4
2005-06	Dallas	82	53	23	6	112	5	1	4
2006-07	Dallas	82	50	25	7	107	7	3	4
2007-08	Dallas	82	45	30	7	97	18	10	8
2008-09	Dallas	82	36	35	11	83	--	--	--
2009-10	Phoenix	82	50	25	7	107	7	3	4
2010-11	Phoenix	82	43	26	13	99	4	0	4
2011-12	Phoenix	82	42	27	13	97	16	9	7
2012-13	Phoenix	48	21	18	9	51	--	--	--
2013-14	Phoenix	82	37	30	15	89	--	--	--
2014-15	Arizona	82	24	50	8	56	--	--	--
TOTAL		950	488	332	130	1,106	74	33	41



JIM PLAYFAIR

Associate Coach



Jim Playfair enters his fifth season as the Coyotes Associate Coach. He joined the organization on June 7, 2011 from Calgary where he spent 11 years as a coach with the Flames organization.

In his four seasons in Arizona, Playfair has assisted with the development of Oliver Ekman-Larsson who has emerged as one of the NHL's premier defensemen. Ekman-Larsson made his first career NHL All-Star Game appearance and tied the franchise record for goals by a defenseman in a season with 23 in 2014-15.

Playfair joined the Coyotes on June 7, 2011 from Calgary where he spent 11 years as a coach with the Flames organization. He was named the 14th head coach of the Calgary Flames on July 12, 2006. In his only season behind the bench (2006-07), Playfair led Calgary to an impressive 43-29-10 record (96 points) in the Northwest Division. He also served as Calgary's associate coach (2007-09) and as an assistant coach (2003-06) with the Flames.

Playfair was the head coach of the Abbotsford Heat (AHL) from 2009-2011. In his two seasons at the helm, Playfair led the Heat to a 77-61-9-13 record (176 points).

He was appointed head coach of the Saint John Flames (AHL) on August 10, 2000. During the 2000-01 season, Playfair led Saint John to its first Calder Cup championship and was named the Minor League Professional Coach of the Year by The Hockey News.

Over the course of three seasons (2000-01 to 2002-03) in Saint John, Playfair posted a record of 83-77-22-10.

A native of Fort St. James, British Columbia, Playfair played nine seasons of professional hockey including 21 games in the NHL with the Edmonton Oilers and Chicago Blackhawks. He was originally drafted by the Oilers in the first round (20th overall) of the 1982 NHL Entry Draft.

Jim and his wife Roxanne have three sons: Dylan, Jackson and Austyn.

NEWELL BROWN

Assistant Coach



Newell Brown enters his third season as an Assistant Coach with the Coyotes. He joined the organization on July 10, 2013 from Vancouver where he spent three years as a coach with the Canucks organization.

Since Brown's arrival, the Coyotes' power-play has been among the best in the NHL. Arizona owned a 20.0 power-play percentage (PP%) in 2014-15, which ranked seventh in the League.

In his first season with the Coyotes, Brown helped rejuvenate the power-play, which ranked fourth in the NHL and first in the Western Conference at 19.9%. Arizona also led the Western Conference and ranked fifth in the League with a 22.1 PP% at home.

Brown was named to the Vancouver staff on August 3, 2010 and he helped the Canucks to consecutive President's Trophies in 2010-11 and 2011-12 in addition to an appearance in the 2011 Stanley Cup Finals.

The 53-year-old coach joined the Canucks after spending five seasons as an Assistant Coach with the Anaheim Ducks. Prior to that, he held the roles of Associate Coach and Assistant Coach for the Columbus Blue Jackets, Anaheim Mighty Ducks and Chicago Blackhawks dating back to the 1996-97 season.

Before joining the NHL ranks, Brown spent four seasons as Head Coach of the Adirondack Red Wings, Detroit's AHL affiliate. He recorded a 151-132-36-2 record and four consecutive postseason appearances with Adirondack. He also served as Head Coach of

Michigan Tech University from 1990-1992 after serving as an Assistant Coach at Michigan State from 1986-1990.

On the international stage, Brown was Head Coach of Team Canada when they secured a silver medal at the 1988 Spengler Cup.

A native of Cornwall, Ontario, Brown played two seasons with the Cornwall Royals, where he helped the Royals win the Memorial Cup in 1979. After being drafted by Vancouver 158th overall in the 1982 NHL Entry Draft, Brown spent one year in the Canucks organization playing for Fredericton (AHL) and Muskegon (IHL) before captaining the Canadian National Team in 1985-86.

Brown captained Michigan State in the final three years of his four-year tenure from 1980-1984 and finished his collegiate career with 186 points (66-120-186) in 146 games.

JOHN SLANEY

Assistant Coach



John Slaney enters his fifth season with the Coyotes organization and first as an Assistant Coach in Arizona. Slaney spent the previous four seasons as an Assistant Coach with the Portland Pirates (AHL). He started with the Pirates in 2011-12 after finishing his playing career with Plzen HC (Czech) following the 2010-11 season.

Leaving his mark as one of the best defensemen in AHL history, Slaney joined the Pirates coaching staff with a wealth of accolades. Slaney was a two-time recipient of the Eddie Shore Award (given annually to the AHL's top defenseman) with the Philadelphia Phantoms in the 2000-01 and 2001-02 seasons, and also won a Calder Cup championship with the Phantoms in 2005. He was inducted into the AHL Hall of Fame in 2014.

Slaney became the AHL's all-time leading scorer as a defenseman in 2005-06 until his mark (519 career points) was surpassed by Oklahoma City's Bryan Helmer. Slaney also played in 29 games and posted 14-13-27 for Portland during the 1993-94 Calder Cup championship season.

During his career in the NHL, Slaney totaled 91 points (22-69-91) in 268 games with the Washington Capitals (1993-95), Colorado Avalanche (1995-96), Los Angeles Kings (1995-97), Phoenix Coyotes (1997-98), Nashville Predators (1998-99), Pittsburgh Penguins (1999-00), and Philadelphia Flyers (2001-02; 2003-04). Slaney also skated in 14 games for the Capitals (1993-94), Penguins (1999-00), and Flyers (2001-02) during the Stanley Cup Playoffs where he netted two goals and registered an assist.

The 43-year-old native of St. John's, Newfoundland was originally drafted by Washington in the first round (ninth overall) in the 1990 NHL Entry Draft.

He and his wife, Brenda, have a son, Tyler, and daughter, Julia.

**STEVE PETERS**

Video Coach



Steve Peters returns for his 19th season with the Coyotes as the team's video coach. He joined the Coyotes in 1996-97 after serving as the Executive Director of the Hobey Baker Memorial Award, given annually to the top hockey player in the National Collegiate Athletic Association.

The Bemidji, Minnesota native is responsible for all of the video needs of the Coyotes' coaching staff. Included in his duties are pre-scouting upcoming opponents, assisting the coaches in breaking down and analyzing game video for motivational and educational purposes, and reviewing game video with Coyotes players.

Peters, 47, is a graduate of the University of North Dakota where he was a three-time letter winner for the Fighting Sioux hockey team and a member of the 1987 NCAA Division I Championship team.

Steve, his wife Heidi and son Jackson reside in Scottsdale.

STEVE SULLIVAN

Development Coach



Steve Sullivan enters his second season with the Coyotes as the team's Development Coach. He oversees all pro player development including working with coaches and players in the Coyotes' minor league system.

The 41-year-old Sullivan joined the organization after a 16-year NHL career that included stints with the New Jersey Devils, Toronto Maple Leafs, Chicago Blackhawks, Nashville Predators, Pittsburgh Penguins and Coyotes.

The Timmins, Ontario native totaled 290-457-747 in 1,011 career NHL games. He also recorded 9-14-23 in 50 career Stanley Cup Playoff games. Sullivan collected 5-7-12 in 33 contests with the Coyotes in 2012-13, and appeared in his 1,000th career NHL game on March 28, 2013 against Nashville.

In 2009, Sullivan was the recipient of the Bill Masterton Trophy, which is awarded each year to the National Hockey League player who best exemplifies the qualities of perseverance, sportsmanship and dedication to hockey. Sullivan became the first player in Predators history to win an NHL award.

Steve and his wife, Kristen, have four children, Aidyn, Garner, Drake and Karlisle.

JON ELKIN

Goaltending Coach



Jon Elkin begins his first season as Goaltending Coach with the Coyotes. He joined the organization on July 28, 2015 after coaching at the NHL, AHL, WHL, QMJHL and OHL levels.

Elkin spent three seasons as the Calgary Flames' goaltending coach from 1999 to 2002. The veteran coach operates Jon Elkin's Goalie Schools in Toronto, which has grown into one of the largest goalie schools in the world. Elkin founded the school in 1984 at the age of 16.

Elkin has now coached 21 NHL goalies including Coyotes' netminder Mike Smith, who began training with Elkin when he was 12 years old.

Prior to joining the Coyotes, Elkin served as the goalie coach for the Soo St. Marie Greyhounds of the OHL. He also spent six seasons as the St. Michaels Majors' goalie coach. During his tenure with the Majors, the team used seven goalies in total. Of those seven, three have gone on to play in the NHL and two signed NHL contracts.

In 2004, Elkin won the OHL Championship with the Peterborough Petes. His students have earned five OHL Goalie of the Year trophies, one CHL Goalie of the Year award, one OHL MVP honor, four Dinty Moore trophies & one NHL Rookie of the Year award.

COREY SCHWAB

Goaltending Coach



Corey Schwab enters his first season as a Goaltending Coach with the Coyotes following eight seasons with the San Jose Sharks organization as a Goaltending Development Coach.

The 44-year-old Schwab oversaw the goaltending coaching duties for Sharks prospects at the AHL, ECHL and amateur levels. He will be responsible for the Coyotes' minor league goaltenders and will assist in goalie evaluations.


The North Battleford, Saskatchewan native previously spent three seasons (2005-08) as an associate goaltending coach and scout for the Tampa Bay Lightning.

Schwab played eight NHL seasons and registered a 42-63-13 record with a 2.89 goals against average (GAA) and an .896 save percentage (SV%) in 147 games with the New Jersey Devils, Tampa Bay Lightning, Vancouver Canucks and Toronto Maple Leafs. He was a member of the 2003 Stanley Cup Champion New Jersey Devils, as well as the 1995 Calder Cup Champion Albany River Rats.



DAVE KING

Senior Advisor to the Coaching Staff



Dave King is in his second season as Senior Advisor to the Coaching Staff for the Coyotes after serving as the team's development coach for three seasons. King helps with special assignment scouting and assists the coaching staff in Arizona.

From 2009-11, King served as an assistant coach with the Coyotes after being named to the position on Sept. 21, 2009. King, a member of the International Ice Hockey Federation Hall of Fame (2001), brings over 40 years of coaching experience to the Coyotes, including stints in both the National Hockey League and in international competition.

King had a successful career with the Canadian National Hockey Program from 1983-1992. He coached Canada to the gold medal at the 1982 IIHF World Junior Championship and served as an assistant coach with the bronze medal-winning Canadian team at the IIHF World Championship that same year. The following year, he led Canada to the bronze medal at the 1983 IIHF World Junior Championship and a year later guided the Olympic team to a fourth place finish at the 1984 Winter Olympic Games in Sarajevo, Yugoslavia.

He returned to coach Team Canada to a fourth place finish in the 1988 Winter Olympic Games in Calgary. He also coached Canada in the IIHF World Championship from 1989 to 1992, capturing silver medals in 1989 and 1991. King enjoyed his greatest Olympic success at the 1992 Games in Albertville, France as he led Canada to a silver medal.

King's first stint as an NHL Head Coach came in Calgary where he led the Flames to a 109-76-31 record and a pair of division titles in three seasons (1992-93 to 1994-95). He then spent three seasons with the Montreal Canadiens, where he served as an assistant coach from 1997-99 and as Director of European Scouting in 1999-00.

On July 5, 2000, King was named the first head coach of the expansion Columbus Blue Jackets. That season he led the Blue Jackets to a 28-39-9-6 record (71 points), which ranked second among NHL expansion franchises (excluding the 1967-68 season when the NHL doubled in size from six to 12 franchises). The Blue Jackets also became the first expansion team since 1970 to post a better than .500 record at home, going 19-15-4-3 at Nationwide Arena.

The 67-year-old King, a native of North Battleford, Saskatchewan, began his coaching career at the University of Saskatchewan in 1972, a year after earning his Bachelor's degree in Education. He then coached the Saskatoon Junior B Quakers, the Tier II Saskatoon Olympiques and the Western Hockey League's (WHL) Saskatoon Blades and Billings Bighorns before returning to the University of Saskatchewan in 1980. In 1978, King was named the WHL Coach of the Year.

He has also received numerous awards during his coaching career. In recognition of his contributions to hockey, he received the Order of Hockey Canada Award in April of 2013 and the Order of Canada Award in October of 1992. King was inducted into the Canadian Olympic Hall of Fame in 1995. In 1996, he joined Wayne Gretzky and the 1972 Team Canada squad as recipients of the inaugural Canadian Hockey Awards. King was also presented with the Father David Bauer Award for leadership.

Dave and his wife, Linda, have three children, Andrew, Jennifer and Scott, as well as four grandchildren. King's son Scott plays professional hockey in Germany.

JASON SERBUS

Head Athletic Trainer



Jason Serbus enters his eighth season as the Coyotes Head Athletic Trainer. Serbus oversees all aspects of the team's medical operations.

Serbus, 40, joined the Coyotes after spending three seasons as the Assistant Athletic Trainer for the Tampa Bay Lightning where he aided in all medical and training operations. Prior to that, he spent four seasons with the Pensacola Ice Pilots of the East Coast Hockey League (ECHL). While with Pensacola, Serbus had the honor of being selected as Athletic Trainer for the Western Conference at the 2004 ECHL All-Star Game. In 2003 he was named "Athletic Trainer of the Year for Professional Sports" by the Athletic Trainers' Association of Florida.

A native of Bird Island, Minnesota, Serbus has worked with Eisbaren Berlin, the University of Wisconsin-River Falls, the Central Texas Stampede of the Western Professional Hockey League and served as a Staff Athletic Trainer at NovaCare Rehabilitation and Sports Medicine in Florida. Serbus also has served as the Athletic Trainer for the USA Hockey U-17 team on four occasions and the Men's National Team during the 2009 IIHF World Championship in Switzerland.

Serbus, who is a certified member of the National Athletic Trainers' Association, the Arizona Board of Athletic Training, and the Professional Hockey Athletic Trainers Society, earned his Bachelor of Science degree in Biology from the University of Wisconsin-

River Falls and a Master of Arts degree in Physical Education /emphasis in Exercise Physiology from the University of Northern Colorado.

Jason, his wife Paula, and son Garrett reside in Phoenix.

MIKE ERMATINGER

Assistant Athletic Trainer



Mike Ermatinger enters his fifth season as the Coyotes Assistant Athletic Trainer. Ermatinger joined the Coyotes in 2011-12 from the San Antonio Rampage (AHL) where he served as the club's Head Athletic Trainer for three seasons (2008-2011).

Prior to joining the Rampage, the 35-year-old Ermatinger spent one season as the Head Athletic Trainer with the Mississippi Sea Wolves (ECHL). Ermatinger has also worked as the Head Athletic Trainer for the Youngstown SteelHounds of the Central Hockey League (CHL), where he was honored with the CHL's 2007 Athletic Trainer of the Year Award.

A native of Cedar Springs, Michigan, Ermatinger earned a degree in Athletic Training/Sports Medicine from Central Michigan University in 2004. While at CMU, he served as an Intern Athletic Trainer for the Saginaw Spirit of the Ontario Hockey League (OHL). Ermatinger also spent time as the Assistant Athletic Trainer/Strength & Conditioning Coach for the Reading Phillies of the Class-AA Eastern League (MILB) before joining the SteelHounds.

Mike resides in Phoenix.



JP MAJOR

Strength and Conditioning Coordinator



JP Major enters his second season with the Coyotes as the team's Strength and Conditioning Coordinator. Major came to the organization from EXOS in Phoenix (formerly Athletes' Performance), where he was a Performance Specialist and lead coach for NHL player off-season programs.

The 29-year-old Major was also the head coordinator for professional hockey development and programming for all AP facilities. In 2013, he conducted the Coyotes training camp fitness testing and assisted with all data interpretation.

The Lincoln, Nebraska native was the lead movement coach for the 2014 NFL combine preparation which included training 27 drafted athletes and four players selected in the first round of the NFL Draft.

Major graduated from the University of Nebraska in 2012 with a Bachelor of Science degree (Nutrition, Exercise and Health Science).

MIKE GRIEBEL

Manual Therapist



Mike Griebel enters his sixth season with the Coyotes as the team's Manual Therapist. Griebel is responsible for preparing players for competition and recovery. He employs a variety of manual therapy techniques and works closely with the Coyotes medical staff on the rehabilitation of player injuries.

Griebel joined the Coyotes organization in 2010-11 after spending 10 years with the Tampa Bay Lightning where he served in the same capacity, and was a part of the team during its Stanley Cup Championship run in 2003-04.

Prior to joining the Lightning, Griebel spent six years as resident massage therapist for Gold's Gym of Venice, California. He worked at Universal Studios Hollywood performing massage on cast members and crew and conducted a private business in Los Angeles. Griebel has also worked at numerous amateur sporting events in his career.

A graduate of the Nova Institute of Health and Technology and the Southern California Sports Massage Clinic, Griebel has studied under prominent instructors in his field. He is a specialist in the Hemme approach to soft tissue and certified in the Mattes method of active isolated stretching.

Griebel and his wife, Lauri, have four children: Kristina, Jessica, Soren and Trevor. The family resides in Glendale.

TEAM DOCTORS



Dr. Robert Luberto
General Sports Medicine



Dr. Brian Shafer
Orthopedic Surgeon



Dr. Gary Waslewski
Orthopedic Surgeon



Dr. Byron J. Larsen
Team Dentist



Dr. George Reiss
Team Ophthalmologist



Dr. Jeffrey Edelstein
Team Ophthalmologist



STAN WILSON

Head Equipment Manager



Stan Wilson returns for his 26th season with the Coyotes organization and 20th season as Head Equipment Manager. On February 9, 2011, Wilson achieved a career milestone by working his 1,500th NHL game at the American Airlines Center in Dallas.

The Melfort, Saskatchewan native began his career as an Equipment Manager in 1980 with the Junior B. Melfort TM's. He joined the Prince Albert Raiders of the Western Hockey League (WHL) for the 1982-83 season, enjoying a Memorial Cup championship in 1985. Wilson then joined the Winnipeg Jets in 1990 as an Equipment Manager and has been with the organization ever since.

In 2007, Wilson won a gold medal as the Equipment Manager of Team Canada at the IIHF World Championship in Russia. Wilson was also Equipment Manager of the gold-medal winning Canadian squad at the 2003 IIHF World Championship in Finland. In 1997, Wilson represented the Coyotes as one of the equipment managers for the NHL All-Star Game in San Jose.

Stan and his wife Shelly have a son, Denver, and a daughter, Colby.

TONY SILVA

Equipment Manager



Tony Silva begins his 18th season with the Coyotes organization as the team's Equipment Manager. On November 8, 2010, Silva achieved a career milestone by working his 1,000th NHL game at Detroit.

Silva joined the Coyotes from the San Jose Sharks, where he served three seasons as an Equipment Manager. Prior to that, the 43-year-old native of San Jose, California worked three seasons as a visiting locker room attendant with San Jose.

Before getting involved with hockey, Silva served six seasons as an Equipment Manager for the San Jose Earthquakes of the Western Soccer League (WSL). He also spent two seasons with the San Francisco Bay Blackhawks of the American Professional Soccer League (APSL).

Tony has three children: Dominik, Landon and Ashtyn. The family resides in Scottsdale.

JASON RUDEE

Assistant Equipment Manager



Jason Rudee returns for his 15th season as Assistant Equipment Manager with the Coyotes after working seven seasons (1994-95 to 2000-01) with the San Jose Sharks as the team's Assistant Equipment Manager and equipment transportation specialist.

The 42-year-old Rudee was the recipient of the inaugural commitment to excellence award in 2011-12 as voted on by the league's 30 equipment managers.

Rudee splits his duties between assisting the Coyotes equipment staff with the day-to-day equipment and locker room maintenance, and serving as the visiting dressing room manager. He manages the visiting team's equipment upon arrival and assists the visiting team's equipment manager with all of his needs while in town.

Jason, his wife Jeannette and their daughters Haley and Hannah reside in Cave Creek.



Mike Humes
EVP Corporate & Premium
Sales




Jeff Morander
EVP Ticket Sales & Strategy



Gregg Olson
Chief Financial Officer



John Pierce
Chief Marketing Officer



Ahron Cohen
General Counsel



Rich Nairn
Vice President of
Communications



Bill Makris
Vice President of Ticket
Sales & Service



Patty Frankenfield
Human Resources Manager



Moki Salazar
Executive Assistant to the
Board of Directors



Karen Gilbert
Executive Assistant to the
President & CEO



Jessica Glass
Receptionist



Bob Teofilo
Director of Hockey Ops and
Hockey Analytics



Ashley O'Hearn
Executive Assistant, Hockey
Operations



Rick Braunstein
Manager of Team Services



Jim O'Neal
Team Services Coordinator/
Security




Chris Wojcik
Director of Media Relations



Greg Dillard
Media Relations Manager



Dave Vest
Sr. Director of News Content



Doug Cannon
Director of Broadcasting



Rachel Regnier
Production Director



Robert Clark
Video Graphics Coordinator




Jon Kingston
Shooter/Editor




Jesse Aranda
Shooter/Editor



Tim Page
Shooter/Editor



Olivia Campos
Community Relations
Director



Rachel Korchin
Community Relations
Manager



Natalia Protopopoff
Community Relations
Coordinator



Jeph Harris
Mascot Coordinator



Liz Kaplan
Executive Director Arizona
Coyotes Foundation




Ali Smith
Foundation Manager



Amy Dimond
Senior Director, Marketing



Scott Jenner
Sr. Manager of Web & Creative Services



Matt Shott
Fan Development Manager



Lindsey Smith
Manager, Content Development/In-Game Host



Marissa O'Connor
Manager, Social Media Strategy



Stephanie Richter
Manager, CRM



Alyssa Harrington
Digital Operations Coordinator



Rebekah Schieck
Marketing Coordinator



Lamont Buford
Director, Game Presentation



Casey Rusnak
Game Presentation Coordinator



David Montgomery
Controller



Jessica Fuentes
Accounts Payable Administrator




Viki Redgrave
Payroll Administrator



Mark Musallam
Financial Analyst



Tracy Pyrak
Staff Accountant




Chris Shelley
Staff Accountant - Arena



Monty Low
Director of IT



Justin Ferguson
IT Infrastructure Technician



Michael Wenzel
IT User Support Technician



Leo Edwards
Sr. Director of Corporate Partnerships



Cale Hulse
Sr. Advisor Business Development & Alumni Relations



Mike Akers
Corporate Partnerships Manager




Marshall Spalding
Corporate Partnerships Manager



Jamie Quint
Corporate Partnerships Manager



Lindsay Foletta
Corporate Partner Service Manager



Taylor Popish
Corporate Partner Service Coordinator



Matt Carnot
Corporate Partner Service Coordinator



Grant Buckborough
Sr. Director of Premium & Suite Sales



Mike Briody
Business Development Executive



Mike Ostrowski
Premium Seating & Suite Sales Executive



James Whitener
Premium Seating & Suite
Sales Executive



Matt McClelland
Premium Seating & Suite
Sales Executive



Dave Paris
Premium Seating & Suite
Sales Executive



Katrina Hinsberg
Premium Services Manager




Lindsay Kray
Senior Director, Client
Services & Client Relations



Sam Bays
Director, Business
Development



Josh Pitts
Sr. Business Development
Account Executive




Drew Bennett
Business Development
Account Executive




Sean Phelan
Business Development
Account Executive



Craig Campbell
Business Development
Representative



Lauren Kalinosky
Business Development
Representative



Brad Moss
Business Development
Representative



Bill Mestdagh
Business Development
Representative




Steve Gonzales Jr.
Group Sales Supervisor



Will Rimer
Group Sales Executive




Pete Musser
Group Sales Executive



Tyler Kern
Group Sales Executive



Megan Rivera
Group Sales Executive



Jon Shivener
Amateur Hockey Development
& Group Sales Executive




Karalyn Katchmark
Sr. Service & Retention
Account Executive



Sean Sanford
Sr. Service & Retention
Account Executive




Matt Herold
Service & Retention Account
Executive



Zack Taylor
Service & Retention Account
Executive



Taylor Hatleberg
Ticket Sales Representative



Jon Kane
Ticket Sales Representative



Luis Corzo
Ticket Sales Representative



Julie Edwards
Ticket Sales Representative



Michael Kesaris
Ticket Sales Representative



Ryan Katz
Ticket Sales Representative



Vincent Minichiello
Ticket Sales Representative




Alicia Kalik
Ticket Sales Representative




Kara Trzasko
Ticket Sales Representative



Emma Ferrera
Ticket Sales Representative




Mitchell Haskett
Ticket Sales Representative




Brittany Lovro
Ticket Sales Representative




Matthew Staels
Ticket Sales Representative




Chris Bongo
Ticket Sales Representative



Jakub Jaroszewicz
Ticket Operations Manager



Piriya Timratana
Ticket Operations Associate



CJ Scherrer
Ticket Operations
Coordinator




SPECTRA VENUE MANAGEMENT



Monty Jones Jr
General Manager



Tim Landis
Asst General Manager/
Director of Ops



Kyle Olsen
Director of Events



Paul Serbic
Director of Guest Services




Sam Cornejo
Director of Security



Jeff Jones
Director of Parking



Shawn Bain
Arena Box Office Manager



Nathan Caldwell
Facility Security Supervisor



Andrea Evans
Facility Security Supervisor



Dave Hurni
Security Shift Supervisor



Joaquin Lucio
Operations Manager



Susie Quintela
HR Manager



Dave Widoff
Event Manager



Jonathan Becker
Operating Engineer



James Kubiak
Housekeeping Attendant



Marcus Rahn
Operating Engineer



Dave West
Operating Engineer



MATT MCCONNELL

Television Play-By-Play Announcer



Matt McConnell enters his fifth season with the Coyotes as the team's TV play-by-play announcer.

Prior to joining the Coyotes broadcast team, McConnell was the TV voice of the Atlanta Thrashers (2009-2011). He also called all the TV play-by-play for the Thrashers from 1999 (their inaugural season in the NHL) through 2003 before moving on to the Minnesota Wild where he called NHL action for two seasons (2003-2005).

During the 2011-12 season, McConnell called his 1,000th NHL game on February 28, 2012 (Coyotes vs. Canucks).

McConnell got his start in the NHL in 1993 when he was named as the radio voice of the expansion Mighty Ducks of Anaheim. He worked with the Ducks through 1996 when he became the radio play-by-play announcer for the Pittsburgh Penguins from 1996-1999. McConnell has also covered the NHL playoffs for NHL Radio and Westwood One, the Stanley Cup Final for NHL International and the 2009 IIHF World Junior Championship for the NHL Network.

From 2005-06 to 2008-09, he served as the lead play-by-play announcer for CBS College Sports' college hockey broadcasts. During this time, McConnell called college basketball, football and lacrosse for the network and hosted their coverage of the NCAA lacrosse championships. He also played the role of fill-in broadcaster for the NBA on TNT in 2001. In addition to his involvement with CBSSN, he also calls games for Pac-12 Networks on a free-lance basis.

McConnell's accolades in the broadcasting industry include being named the 2013 Arizona Sports Broadcaster of the Year by the National Sportscasters and Sportswriters Association, a pair of regional sports Emmys involving his work on Thrashers telecasts in 2002 and 2003, his nomination for a regional sports Emmy in 2010 and his nomination for 1994 Broadcaster of the Year by the Southern California Sports Broadcasters Association while working with the Ducks.

McConnell is a graduate of Michigan State University where he earned a Bachelor's degree in Telecommunication with major emphasis in Economics.

Matt, his wife Jennifer and daughter Zoe, make their year-round home in the Valley.

TYSON NASH

Television Color Analyst



Tyson Nash enters his seventh season with the Coyotes as the team's TV color analyst. A former Coyotes player, Nash will once again team up this season with play-by-play announcer Matt McConnell in the television booth.

In addition to his responsibilities with the Coyotes, Nash assisted FOX Sports 1 as a panelist for the network's coverage of the 2015 Stanley Cup Playoffs.

The 40-year-old Nash played eight years in the NHL with St. Louis and Phoenix, recording 27-37-64 and 673 penalty minutes (PIM) in 374 games. He also appeared in 23 career Stanley Cup playoff games. Nash was originally drafted by the Vancouver Canucks in the 10th round (247th overall) of the 1994 NHL Entry Draft. He made his NHL debut on April 3, 1999 with the St. Louis Blues. In 1999-00, Nash was a member of the Blues' Presidents' Trophy-winning club, which posted an NHL-best 51-20-11-1 record.

Nash played for the Coyotes during the 2003-04 and 2005-06 seasons and was the recipient of the team's Man of the Year Award in 2004 for his involvement in the Phoenix community. A native of Edmonton, Alberta, Nash enjoyed a standout junior hockey career with the Kamloops Blazers of the Western Hockey League (WHL) where he won three Memorial Cup Championships and was a teammate of Coyotes Captain Shane Doan. Nash and Doan helped lead Kamloops to back-to-back Memorial Cup Championships in 1994 and 1995 while Nash was also a part of Kamloops' 1992 Memorial Cup-winning team.

Nash and his wife, Kathy, reside in Scottsdale with their daughters, Madison and Georgia, and their son Ty.

TODD WALSH

Television/Radio Host



Todd Walsh returns to the Coyotes broadcast team for his 19th season as radio host and 16th as television host.

Walsh joined the Coyotes radio broadcast team in 1996 when the Coyotes announced their partnership with KDKB and KDUS (now NBC Sports Radio 1060 AM). He co-hosted PM Drive and served as KDKB's sports director from 1993 to 2001.

In 2001, Walsh began as the full-time field reporter for Fox Sports Arizona, working Arizona Diamondbacks baseball games. He also serves as Fox's pre-game show host for both Coyotes and Diamondbacks. Walsh is an 11-time Rocky Mountain Emmy Award winner for his work on both Arizona Coyotes and Arizona Diamondbacks broadcasts.

Walsh also worked five years (1988-93) at KTAR as a sports reporter, talk show anchor and co-host of the pre and post-game radio broadcasts for the Phoenix Suns (NBA) and Arizona Cardinals (NFL). From 1991-93, the versatile Walsh also served as the color commentator for Cardinals games.

From 1988-91, he worked as the play-by-play announcer for the Phoenix Firebirds (Pacific Coast League). In 1987, the Rochester, New York native also called Tucson Toros games and Arizona Ice Cats hockey games.

Walsh graduated from the University of Arizona in 1986 with a Fine Arts degree in radio and television. Following graduation, Walsh served as the pre and post-game radio host for Wildcats football and basketball games and hosted a radio talk show.

Todd resides in Scottsdale.



BOB HEETHUIS

Radio Play-By-Play Announcer



Bob Heethuis returns for his 18th season as a member of the Coyotes' radio team and his 11th season as radio play-by-play announcer. For seven seasons, "Heeter" served as the studio host for all Coyotes radio broadcasts as well as the "Coyotes Wrap-Up Show" – a post-game call-in show heard on KDUS AM-1060 – now NBC Sports Radio AM 1060 - with interviews, highlights and analysis.

Prior to becoming the Coyotes' radio play-by-play announcer, Heethuis could be heard on the air on KDUS AM-1060 during the week updating listeners with news on the Coyotes and the rest of the sports world. He also hosted "Coyotes Weekly" – an hour-long Coyotes magazine show on KDUS AM-1060.

Currently in his 31st year of professional hockey broadcasting, the 54-year-old native of Muskegon, Michigan previously worked as the radio play-by-play voice for the International Hockey League's Muskegon Lumberjacks and Phoenix Roadrunners from 1984 to 1997. Throughout his 13-year career in the IHL, Heethuis had the opportunity to call over 1,000 regular and postseason games while earning IHL Broadcaster of the Year honors in 1994-95.

Heethuis received a Bachelor of Arts Degree in Telecommunication from Michigan State University in 1983. While at MSU, he began his sports broadcasting career by calling Spartans' hockey, baseball and basketball games.

Bob and his wife, Malissa, reside in Tempe.

NICK BOYNTON

Radio Color Analyst



Nick Boynton enters his second season with the Coyotes as the team's radio color analyst. A former Coyotes player, Boynton will once again team up with veteran play-by-play announcer Bob Heethuis in the radio booth.

The 36-year-old Boynton played 11 seasons in the NHL with Boston, Phoenix, Florida, Anaheim, Chicago and Philadelphia. In 2010, he won a Stanley Cup as a member of the Chicago Blackhawks.

Boynton, a native of Nobleton, Ontario, played 605 career NHL games recording 34-110-144 and 862 penalty minutes. He played two seasons with the Coyotes from 2006-2008, appearing in 138 games and registering 5-18-23 and 263 penalty minutes.

Boynton was originally drafted by the Washington Capitals in the first round, ninth overall in the 1997 NHL Entry Draft. He re-entered the draft in 1999 and was selected 21st overall by the Bruins.

LUKE LAPINSKI

Radio Host



Luke Lapinski enters his eighth season with the Coyotes as the team's radio host on Arizona Sports 98.7 FM.

The 34-year-old Lapinski handles the pregame, intermission and postgame reports for all Coyotes radio broadcasts. In addition to his duties with the Coyotes, the Phoenix native has hosted a variety of sports shows throughout the Valley and currently hosts a weekend show at Arizona Sports while also serving as a weekday-fill in host at the station.

Lapinski graduated from Arizona State University with a degree in psychology in 2004. While at ASU, Lapinski served as a play-by-play announcer for the Sun Devil hockey, football and basketball programs on KASC 1330 AM.



PLAYERS



HOW THE TEAM WAS BUILT

Year	Draft (Round/Pick)	Free Agent (Date Signed)	Trade/Waivers (Date)
1995	Shane Doan (1/7)		
2005	Martin Hanzal (1/17)		
2007			
2008	Mikkel Boedker (1/8)		
	Michael Stone (3/69)		
2009	Oliver Ekman-Larsson (1/6)		
	Jordan Szwarz (4/97)		
2011	Connor Murphy (1/20)	Mike Smith (7/1)	
		Kyle Chipchura (7/19)	
2012			
2013	Max Domi (1/13)		Tobias Rieder (3/29)
2014		Joe Vitale (7/1)	
2015		Antoine Vermette (7/1)	Klas Dahlbeck (2/28)
		Zbynek Michalek (7/1)	Anthony Duclair (3/1)
		Anders Lindback (7/1)	Boyd Gordon (6/30)
		Steve Downie (7/1)	Nicklas Grossmann (6/27)
		Brad Richardson (7/1)	Stefan Elliott (9/9)
		John Scott (7/10)	

OFF-SEASON ROSTER CHANGES

OUT	TO	IN	FROM
David Moss	Free Agent	Antoine Vermette	Chicago (NHL)
Alex Bolduc	KHL	Zbynek Michalek	St. Louis (NHL)
Lauri Korpikoski	Edmonton (NHL)	Nicklas Grossmann	Philadelphia (NHL)
Martin Erat	KHL	Anders Lindback	Buffalo (NHL)
Sam Gagner	Philadelphia (NHL)	Boyd Gordon	Edmonton (NHL)
B.J. Crombeen	Free Agent	Steve Downie	Pittsburgh (NHL)
Tye McGinn	Tampa Bay (NHL)	Brad Richardson	Vancouver (NHL)
Andrew Campbell	Toronto (AHL)	John Scott	San Jose (NHL)
Mark Arcobello	Toronto (NHL)	Dustin Jeffrey	Bridgeport Sound (AHL)
Mike McKenna	Florida (NHL)	Alex Grant	Binghamton (AHL)
Mark Visentin	Rockford (AHL)	Derek Smith	Zurich (Swiss)
John Moore	New Jersey (NHL)	Matthias Plachta	Adler Mannheim (Germany)
Justin Hodgman	St. Louis (NHL)	Niklas Treutle	Munich (Germany)
Brandon Gormley	Colorado (NHL)	Stefan Elliott	Colorado (NHL)



89 MIKKEL BOEDKER

Left Wing

6'0" • 211

Shoots: Left

Born: Dec. 16, 1989

Brøndby, Denmark

Age: 25

Career vs. NHL

TEAM	GP	G	A	PTS	PIM
ANA	27	2	6	8	0
ARI	-	-	-	-	-
BOS	5	1	1	2	0
BUF	6	0	1	1	2
CGY	23	4	8	12	6
CAR	6	1	0	1	0
CHI	17	0	10	10	0
COL	18	4	4	8	4
CBJ	17	2	7	9	4
DAL	28	5	5	10	8
DET	14	3	8	11	2
EDM	22	8	7	15	2
FLA	6	2	2	4	0
LAK	30	6	7	13	4
MIN	18	4	5	9	2
MTL	4	2	0	2	0
NSH	18	2	2	4	6
NJD	4	0	0	0	2
NYI	6	2	4	6	4
NYR	6	1	0	1	0
OTT	6	2	4	6	2
PHI	7	3	5	8	0
PIT	5	1	2	3	2
SJS	25	4	5	9	2
STL	17	2	2	4	2
TBL	6	1	1	2	2
TOR	6	0	3	3	2
VAN	19	1	3	4	6
WSH	7	1	2	3	8
WPG	10	3	3	6	4
TOTALS	383	67	107	174	76

DRAFTED: Phoenix's 1st choice (1st round, 8th overall) in the 2008 Entry Draft

2014-15 HIGHLIGHTS

Posted 14-14-28 in 45 games before suffering a season ending injury...Had three power-play goals and two game winners...Notched a career-high four-game goal (5-1-6) streak from Jan. 9-15...Scored a goal vs. CGY, Jan. 15...Had a goal vs. SJS, Jan. 13...Scored a goal vs. OTT, Jan. 10...Posted 2-1-3 vs. WPG, Jan. 8...Registered two assists vs. PHI, Dec. 29...Tallied two assists vs. MIN, Dec. 13...Scored a goal vs. BOS, Dec. 6...Collected 1-1-2 at EDM, Dec. 1...Recorded two assists and his 100th career assist at SJS, Nov. 22...Scored a goal at EDM, Nov. 16...Notched a goal vs. DAL, Nov. 11...Collected two assists at WSH, Nov. 2...Posted his first career hat trick and had an assist vs. EDM, Oct. 15...Became just the third player in WPG/ARI franchise history to score a goal in the first three games (Oct. 9-15) of the season (Tkachuk - 1995, Arniel - 1984)...His five goals in the first three games set a franchise record.

2013-14 HIGHLIGHTS

Posted career highs in goals (19), assists (32), points (51) and power-play goals (5)...One of three Coyotes to play in all 82 games (Vermette, Yandle)...Ranked tied for second on the team in scoring and ranked second in assists...Finished fourth on the team with a career-high 33 takeaways...Posted a career best 10 multi-point games...Recorded the GWG and had an assist at PIT, Mar. 25...Scored his 50th career goal at TBL, Mar. 10...Had a pair of assists vs. LAK, Jan. 28...Notched a four-game point streak (1-4-5) Jan. 24-30...Scored a goal in three straight games and posted 3-2-5 from Jan. 4-9...Had two assists at OTT, Dec. 21...Scored twice vs. NYI, Dec. 12...Recorded a career-high three points (1-2-3) at EDM, Dec. 3...Notched 1-1-2 at SJS, Nov. 2...Posted 1-1-2 at DET, Oct. 10.

2012-13 HIGHLIGHTS

Finished fourth on the team in scoring with 7-19-26 in 48 games...Had three power-play goals and two game winners...Had a team-high 27 takeaways...Ranked second on the team among Coyotes forwards in TOI/game (18:28) and third among forwards in hits (77)...Had five multi-point games...Scored the GWG vs. COL, Apr. 6...Recorded two assists vs. DET, Apr. 4...Scored a pair of goals, including the GWG vs. LAK, Mar. 12...Recorded 0-2-2 vs. MIN, Feb. 28...Collected 1-1-2 at VAN, Feb. 26...Scored a goal vs. CGY, Feb. 18...Scored the GDG in the shootout at SJS, Feb. 9...Scored a PPG vs. DAL, Feb. 2...Had a four-game point streak (1-4-5) from Jan. 20-26.

2011-12 HIGHLIGHTS

One of six Coyotes to play in all 82 games and posted 11-13-24...Recorded 108 hits...Notched a goal in a 4-1 win at MIN, Apr. 7...Recorded 1-1-2 at STL, Apr. 6...Skated a season-high 21:52 in a 3-2 win vs. COL, Mar. 22...Played in his 200th career NHL game vs. COL, Mar. 22...Scored the GWG vs. SJS, Mar. 10...Scored the GDG vs. LAK, Feb. 21...Netted a goal vs. DAL, Feb. 18...Registered two goals at COL, Dec. 29...Scored a goal vs. PHI, Dec. 3...Netted the GWG vs. DAL, Nov. 26...Scored a goal at PHI, Nov. 17...Recorded a goal and had a season-high four shots vs. MTL, Nov. 10...Scored his first goal of the season at NSH, Oct. 13...**2012 Playoffs:** Ranked tied for fourth on the team in playoff scoring with 4-4-8...Fourth on the team in shots (32)...Played in all five games against LAK in the WCF and scored a goal in Game 1, May 12...Registered 1-2-3 in five games of the WCSF against NSH...Scored a goal in Game 1 vs. NSH, Apr. 27...Recorded 2-2-4 in six games of the WCQF against CHI...Scored the OT GWG in Game 4 at CHI, Apr. 19...Scored the OT GWG (first career postseason goal) and had an assist in Game 3 at CHI, Apr. 17.

2010-11 HIGHLIGHTS

Appeared in 34 games for the Coyotes, recording 4-10-14...Ranked third on the team in plus/minus (plus-11)...Appeared in 36 games with San Antonio (AHL) and posted 12-22-34 and a plus-11 rating...Scored the lone PHX goal vs. SJS, Mar. 26...Notched a goal vs. CBJ, Mar. 24...Netted a goal vs. DET, Mar. 5...Had a career high four-game assist streak (0-6-6) from Feb. 22-27...Scored his first goal of the season at DAL, Feb. 9...Played in his 100th career NHL game at LAK, Jan. 20...Picked up his first point (assist) of the season at DAL, Dec. 26...**2011 Playoffs:** Played in all four games against DET in the WCQF, collecting one assist...Made his Stanley Cup Playoff debut in Game 1 at DET, Apr. 13.

2009-10 HIGHLIGHTS

Appeared in 14 games for the Coyotes, recording 1-2-3...Notched an assist in back-to-back games, vs. DAL, Nov. 27 and at ANA, Nov. 29...Scored his first goal of the season in win vs. NYR, Jan. 30...Also played in 64 games with San Antonio (AHL), collecting 11-27-38...Ranked fourth on the Rampage in assists and sixth in points...Notched seven multi-point games...Compiled an eight-game point streak (4-8-12) for San Antonio from Jan. 27 to Feb. 21...Tallied three assists vs. Grand Rapids, Oct. 18.

2008-09 HIGHLIGHTS

Appeared in 78 games for the Coyotes as a rookie, recording 11-17-28 and 18 PIM...Led all Coyotes rookies in goals, assists, points, games played, shots (116) and average TOI (15:32)...Ranked ninth on the team in scoring...Tied for second among all NHL rookies in GWGs (3)...Finished with four multi-point games...Scored the GWG in a 3-0 win at COL, Apr. 1...Collected two assists vs. ANA, Mar. 19...Represented the Coyotes at the 2009 YoungStars Game in Montreal during NHL All-Star weekend...Tallied the GWG and an assist in a 4-3 win at CGY, Jan. 17...Collected a goal and an assist in a 5-4 SOL vs. DET, Dec. 13...Recorded an assist in back-to-back wins over LAK (Dec. 2) and TOR (Dec. 4)...Scored two goals and logged a season-high 22:52 TOI in a win vs. FLA, Nov. 8...Picked up his first NHL assist in win vs. PIT, Oct. 30...Scored his first NHL goal in win at ANA, Oct. 12...Made his NHL debut in season-opening win vs. CBJ, Oct. 11.

2007-08 HIGHLIGHTS

Appeared in 62 games for Kitchener (OHL), recording 29-44-73 and 14 penalty minutes...Ranked second on the team in points (73), third in assists (44) and fourth in goals (29)...Ranked tied for second in the OHL with a team-leading nine game-winning goals...Ranked third in scoring among all OHL rookies...Voted Best Skater in the OHL's Western Conference in the annual Coaches Poll...Tallied a goal and an assist in the 2008 CHL Top Prospects Game...Finished the regular season on a seven-game point streak, recording 4-9-13 in that span...Recorded a season-high five points with two goals and three assists at Oshawa, Jan. 19...Compiled a season-long nine-game point streak (5-10-15) from Jan. 19 to Feb. 12...Helped lead Kitchener to the OHL Championship by recording 9-26-35 in 20 playoff games...Tied for the OHL lead in postseason assists (26) and ranked second in the OHL in postseason points (35)...Closed out the OHL playoffs with a 10-game point streak, recording 3-16-19 from Apr. 20 - May 12...Registered 2-11-13 in the seven-game OHL Championship series against Belleville...Helped Kitchener to the Memorial Cup final by recording 2-4-6 in five games.

Recorded a career-high four-game goal (5-1-6) streak from January 9-15 last season.

2006-07 HIGHLIGHTS

Spent the season with Frolunda (Sweden), playing for the club's Under-18, junior and pro teams...Played in 39 games for Frolunda Jr., recording 19-30-49 and 14 PIM...Helped Frolunda win the Swedish Junior Championship by collecting 6-5-11 in eight postseason contests...Also recorded 3-2-5 in three games with Frolunda U-18...Appeared in two games with the Frolunda pro club.

2005-06 HIGHLIGHTS

Appeared in 37 games for Frolunda Jr., recording 9-8-17 and 22 PIM...Notched one assist in two playoff games...Played in five games for Frolunda U-18 and scored two goals.

INTERNATIONAL CAREER

2014: Recorded 2-2-4 in seven games with Denmark at the IIHF World Championship in Minsk, Belarus...**2013:** Played in seven games and registered 0-3-3 with Denmark at the IIHF World Championship in Stockholm, Sweden and Helsinki, Finland...**2011:** In six games with Denmark at the IIHF World Championship in Slovakia, Boedker netted three goals and collected one assist...Averaged 20:06 TOI/game...**2009:** Represented Denmark at the IIHF World Championship in Switzerland...Recorded 3-1-4 in six games to rank tied for second on the team in scoring...**2008:** Participated at the IIHF World Junior Championship in the Czech Republic for Denmark...Ranked second on the team in scoring with 2-4-6 in six games.

PERSONAL

Nickname is "Boeds"...If he weren't a hockey player, he would like to work in construction...Favorites include Denzel Washington (actor); "The DaVinci Code" (book); "Gridiron Gang" (movie); Linkin Park (music group); and football (sport other than hockey)...Credits his father for having the most influence on his hockey career...Played alongside his older brother, Mads, at the 2009 IIHF World Championship and 2008 IIHF World Junior Championship for Denmark...Favorite place to visit is Copenhagen, Denmark.

CAREER RECORD

SEASON	TEAM	LEAGUE	GP	REGULAR SEASON								PIM	PLAYOFFS				
				G	A	PTS	PP	SH	GW	+/-			GP	G	A	PTS	PIM
2005-06	Frolunda U-18	Sweden U18	5	2	0	2	-	-	-	-		0	2	0	1	1	0
	Frolunda Jr.	Sweden Jr.	37	9	8	17	-	-	-	-		22	2	1	2	3	0
2006-07	Frolunda Jr.	Sweden Jr.	39	19	30	49	-	-	-	-		14	8	6	5	11	6
	Frolunda U-18	Sweden U18	3	3	2	5	-	-	-	-		2	6	5	4	9	2
	Frolunda	Sweden	2	0	0	0	-	-	-	-		0	-	-	-	-	-
2007-08	Kitchener	OHL	62	29	44	73	13	1	9	6		14	20	9	26	35	2
2008-09	Phoenix	NHL	78	11	17	28	2	0	3	-6		18	-	-	-	-	-
2009-10	Phoenix	NHL	14	1	2	3	0	0	0	2		0	-	-	-	-	-
	San Antonio	AHL	64	11	27	38	1	0	2	-19		4	-	-	-	-	-
2010-11	Phoenix	NHL	34	4	10	14	0	0	0	11		8	4	0	1	1	2
	San Antonio	AHL	36	12	22	34	4	0	2	11		8	-	-	-	-	-
2011-12	Phoenix	NHL	82	11	13	24	0	0	2	-2		12	16	4	4	8	0
2012-13	Lukko	SM-Liiga	29	21	12	33	-	-	-	16		10	-	-	-	-	-
	Phoenix	NHL	48	7	19	26	3	0	2	0		12	-	-	-	-	-
2013-14	Phoenix	NHL	82	19	32	51	5	0	1	-9		20	-	-	-	-	-
2014-15	Arizona	NHL	45	14	14	28	3	0	2	-10		6	-	-	-	-	-
FRANCHISE AND NHL TOTALS			383	67	107	174	13	0	10	-14		76	20	4	5	9	2

2014-15 REAL TIME STATS

Shooting: 17.7%

Shots: 79

Hits: 66

CAREER HIGHLIGHTS

MOST GOALS/GAME:

2 – 4 times (last 12/12/13 vs. NYI)

MOST SHOTS/GAME:

8 – 12/31/13 vs. EDM

LONGEST POINT STREAK:

44 games – 5 times
(last 1/8/15 – 1/15/15))

MOST ASSISTS/GAME:

2 – 10 times (last 12/29/14 vs. PHI)

LONGEST GOAL STREAK:

4 games – 1/8/15 – 1/15/15

CAREER HAT TRICKS:

1 – 10/15/14 vs. EDM

MOST POINTS/GAME:

4 – 10/15/14 vs. EDM

LONGEST ASSIST STREAK:

4 games – 2/22/11-2/27/11

MULTIPLE POINT GAMES:

30 (last 1/8/15 vs. WPG)

MOST PIM/GAME:

6 – 11/9/13 vs. WSH

FIRSTS

FIRST COYOTES GAME:

10/11/08 vs. CBJ

FIRST NHL GOAL:

10/12/08 at ANA

FIRST COYOTES GOAL:

10/12/08 at ANA

FIRST NHL ASSIST:

10/30/08 vs. PIT

FIRST COYOTES ASSIST:

10/30/08 vs. PIT

FIRST NHL GAME:

10/11/08 vs. CBJ



24 KYLE CHIPCHURA

Center/Wing

6'2" • 203

Shoots: Left

Born: Feb. 19, 1986

Westlock, Alberta

Age: 29

Career vs. NHL

TEAM	GP	G	A	PTS	PIM
ANA	18	2	3	5	4
ARI	7	1	0	1	6
BOS	11	1	2	3	23
BUF	12	1	2	3	7
CGY	17	0	5	5	10
CAR	9	1	2	3	4
CHI	18	1	2	3	22
COL	18	1	8	9	22
CBJ	11	2	2	4	10
DAL	21	1	2	3	33
DET	20	2	3	5	10
EDM	21	4	1	5	16
FLA	11	0	3	3	5
LAK	25	2	4	6	19
MIN	15	0	3	3	7
MTL	6	0	3	3	0
NSH	18	1	5	6	15
NJD	7	1	3	4	4
NYI	8	0	1	1	5
NYR	10	2	2	4	5
OTT	10	0	1	1	5
PHI	8	0	1	1	14
PIT	9	0	0	0	0
SJS	24	1	4	5	25
STL	16	0	1	1	20
TBL	8	1	0	1	0
TOR	11	0	1	1	2
VAN	23	2	0	2	33
WSH	10	0	1	1	10
WPG	0	0	0	0	2
TOTALS	412	27	65	92	338

DRAFTED: Montreal's 1st choice (1st round, 18th overall) in the 2004 Entry Draft

ACQUIRED: Signed as a free agent on July 19, 2011

2014-15 HIGHLIGHTS

Posted 4-10-14 in 70 games as well as a team-high 82 PIM...Won 51.6% of his face-offs...Ranked second on the team with 41 takeaways...Recorded 130 hits...Had a career-high 81 shots...Played in his 400th career NHL game at LAK, Mar. 16...Scored a goal and won 75% (18-for-24) of his face-offs vs. NSH, Mar. 9...Had an assist and seven hits vs. SJS, Jan. 13...Collected 1-1-2 vs. CBJ, Jan. 3...Scored a goal at LAK, Dec. 20...Notched an assist and won 83% (10-for-12) of his face-offs vs. MIN, Dec. 13...Had a goal vs. EDM, Oct. 15.

2013-14 HIGHLIGHTS

Chipchura posted career highs in games played (80) and points (20)...Recorded 5-15-20 and 45 PIM...Won 53.2% of his face-offs...Had 116 hits and 34 takeaways...Posted four multi-point games...Scored a goal vs. EDM, Apr. 4...Notched 1-1-2 at NJD, Mar. 27...Posted 1-1-2 at NYR, Mar. 24...Collected 0-2-2 vs. MTL, Mar. 6...Played in his 300th career NHL game at ANA, Dec. 28...Registered an assist at MTL, Dec. 17...Posted 1-1-2 and a Gordie Howe Hat Trick vs. LAK, Oct. 29...Won 69% (11-for-16) of his face-offs at DET, Oct. 10.

2012-13 HIGHLIGHTS

Collected 5-9-14 and 50 PIM in 46 games...Had 61 hits and four multi-point games...Scored a goal and went 6-for-7 (86%) on face-offs at ANA on Apr. 27 in the regular season finale...Skated in a season-high 15:12 at STL, Apr. 18...Collected two assists vs. LAK, Apr. 2...Registered two assists vs. ANA, Mar. 4...Netted two goals at VAN, Feb. 26...Scored a goal at EDM, Feb. 23...Scored a goal vs. CBJ, Feb. 16...Recorded 0-2-2 at COL, Feb. 11...Won 9 of 15 (60%) of his face-offs vs. MIN, Feb. 4.

2011-12 HIGHLIGHTS

Recorded career highs in points (16) and assists (13) in 53 games...Notched 42 penalty minutes and a plus-2 rating...Scored a goal vs. COL, Mar. 22...Three-game point streak from Feb. 7-11...Scored a goal vs. CHI, Feb. 11...Registered an assist at DAL, Feb. 7...Three-game point streak from Jan. 16-19 (1-3-4)...Collected 0-2-2 vs. DET, Jan. 19...Scored his first goal with the Coyotes at ANA, Jan. 18...Recorded 0-2-2 at COL, Dec. 29...Won 7 of 10 (70%) face-offs at LAK, Dec. 26...Won 4 of 5 (80%) face-offs vs. DAL, Nov. 26...Collected an assist in a 4-2 win at BUF, Nov. 19...Collected his first point (assist) with PHX at SJS, Nov. 12...Appeared in the season opener at SJS, Oct. 8...**2012 Playoffs:** Played in 15 of 16 postseason games, recording 1-3-4 and a plus-4 rating...Appeared in all five games of the WCF against LAK and had an assist in Game 5, May 22...Played in all five games of the WCSF against NSH...Collected an assist in Game 5 vs. NSH, May 7...Registered 1-1-2 in five games of the WCQF against CHI...Scored his first career postseason goal, while recording his first career multi-point game (1-1-2) in Game 6 at CHI, Apr. 23...Made his Stanley Cup Playoff debut in Game 2 of the WCQF.

2010-11 HIGHLIGHTS

Appeared in his fourth NHL season, collecting two assists in 40 games with ANA...Had a pair of assists and was a plus-2 vs. FLA, Dec. 1.

2009-10 HIGHLIGHTS

Appeared in his third NHL season, split between MTL and ANA...Collected 6-6-12 and 72 penalty minutes in 74 games...Collected 1-1-2 in the regular season finale vs. EDM, Apr. 11...Notched a goal vs. DAL, Mar. 29...Collected an assist and went 12 for 18 (67%) on face offs at CGY, Feb. 13...Played in his 100th career NHL game, vs. LAK, Feb. 8...Recorded the GWG vs. DET, Feb. 3...Notched a goal vs. DET, Jan. 5...Had a goal at SJS, Dec. 26...Scored vs. PHX, Dec. 19...Began the season with the Canadiens, going scoreless with 16 penalty minutes in 19 games.

2008-09 HIGHLIGHTS

Appeared in his second NHL season with Montreal, recording three assists and five penalty minutes in 13 games...Began the season with Hamilton (AHL), recording 14 goals, 21 assists with a plus-28 rating and 65 penalty minutes in 51 games as team captain...Added three goals in six Calder Cup playoff games, pacing the Bulldogs.

2007-08 HIGHLIGHTS

Appeared in his first NHL season with MTL, scoring four goals, seven assists and 10 PIM in 36 games...Was assigned to Hamilton (AHL) on Jan. 8 and played the remainder of the season in the AHL...Recorded 10 goals, 11 assists and 27 penalty minutes in 39 games for the Bulldogs...Registered his first NHL point (goal) against Ryan Miller vs. BUF, Oct. 20...Made his NHL debut at PIT, Oct. 10.

2006-07 HIGHLIGHTS

Appeared in his first full professional season with Hamilton (AHL), registering 12 goals, 27 assists with a plus-11 rating and 56 penalty minutes in 80 games...Added six goals, seven assists in 22 playoff games en route to the Calder Cup Championship...Matched a postseason single-game team record with four points (2-2-4) in Game 1 of the Western Conference Final, at CHI, May 18.

2005-06 HIGHLIGHTS

Made his professional debut with Hamilton (AHL), earning a goal, two assists and six penalty minutes in eight games...Began the season with Prince Albert (WHL), leading the team in scoring with 21 goals, 34 assists...Posted 17 multi-point games en route to being named team MVP.

2004-05 HIGHLIGHTS

Limited to 28 games with Prince Albert (WHL) due to an injury in late December...Had 14 goals and 18 assists in 28 games.

2003-04 HIGHLIGHTS

Appeared in his second WHL season with Prince Albert, recording 15 goals, 33 assists and 118 PIM in 64 games.

2002-03 HIGHLIGHTS

Made his WHL debut with Prince Albert, earning nine goals, 21 assists and 89 PIM in 63 games.

INTERNATIONAL CAREER

2006: Captained Team Canada to a gold medal at the IIHF World Junior Championship in Vancouver...Posted 4-1-5 in six tournament games...**2004:** As an alternate captain, led Team Canada to a silver medal at the IIHF U-18 World Championship in Belarus...Recorded 3-2-5 and 28 penalty minutes in seven games.

PERSONAL

Nickname is "Chip"...Most memorable hockey moment is winning a gold medal at the 2006 World Junior Championship...Favorite vacation spot is Jasper, Alberta...Lists Peter Forsberg as his favorite player growing up...Other favorites include: Eric Church (musician) and "Gangs of New York" (movie)...Enjoys fishing...Kyle and his wife Nancy were married in the summer of 2014.

CAREER STATISTICS

SEASON	TEAM	LEAGUE	GP	REGULAR SEASON								PLAYOFFS				
				G	A	PTS	PP	SH	GW	+/-	PIM	GP	G	A	PTS	PIM
2002-03	Prince Albert	WHL	63	9	21	30	-	-	-	-	89	-	-	-	-	-
2003-04	Prince Albert	WHL	64	15	33	48	-	-	-	-	118	6	2	4	6	12
2004-05	Prince Albert	WHL	28	14	18	32	-	-	-	-	32	14	4	7	11	25
2005-06	Prince Albert	WHL	59	21	34	55	-	-	-	-	81	-	-	-	-	-
	Hamilton	AHL	8	1	2	3	-	-	-	-	6	-	-	-	-	-
2006-07	Hamilton	AHL	80	12	27	39	1	2	5	11	56	22	6	7	13	20
2007-08	Montreal	NHL	36	4	7	11	0	0	0	-1	10	-	-	-	-	-
	Hamilton	AHL	39	10	11	21	0	3	0	-1	27	-	-	-	-	-
2008-09	Montreal	NHL	13	0	3	3	0	0	0	-6	5	-	-	-	-	-
	Hamilton	AHL	51	14	21	35	1	1	3	28	65	6	3	0	3	2
2009-10	Montreal	NHL	19	0	0	0	0	0	0	-10	16	-	-	-	-	-
	Anaheim	NHL	55	6	6	12	0	1	1	-2	56	-	-	-	-	-
2010-11	Anaheim	NHL	40	0	2	2	0	0	0	1	32	-	-	-	-	-
2011-12	Phoenix	NHL	53	3	13	16	0	0	0	2	42	15	1	3	4	7
	Portland	AHL	8	4	2	6	3	0	0	1	4	-	-	-	-	-
2012-13	Arizona	CHL	10	2	11	13	0	0	1	11	4	-	-	-	-	-
	Phoenix	NHL	46	5	9	14	0	0	0	1	50	-	-	-	-	-
2013-14	Phoenix	NHL	80	5	15	20	0	0	0	3	45	-	-	-	-	-
2014-15	Arizona	NHL	70	4	10	14	1	0	0	-23	82	-	-	-	-	-
FRANCHISE TOTALS			249	17	47	64	1	0	0	-17	219	15	1	3	4	7
NHL TOTALS			412	27	65	92	1	1	1	-35	338	15	1	3	4	7

2014-15 REAL TIME STATS

Hits: 130

FO%: 51.6

Shots: 81

CAREER HIGHLIGHTS

MOST GOALS/GAME:

2 - 2/26/13 at VAN+

MOST ASSISTS/GAME:

2 - 8 times (last 4/2/13 vs. LAK)+

MOST POINTS/GAME:

2 - 14 times (last 1/3/15 vs. CBJ)+

MOST PIM/GAME:

17 - 2 times (last 12/22/14 at VAN)+

MOST SHOTS/GAME:

5 - 3/16/15 at BUF+

LONGEST GOAL STREAK:

None

LONGEST ASSIST STREAK:

2 games - 6 times
(last 10/29/13-10/31/13)+

LONGEST POINT STREAK:

3 games - 2 times
(last 2/7/12-2/11/12)+

CAREER HAT TRICKS:

None

MULTIPLE POINT GAMES:

14 (last 1/3/15 vs. CBJ)+

FIRSTS

FIRST COYOTES GAME:

10/8/11 at SJS

FIRST COYOTES GOAL:

1/18/12 at ANA

FIRST COYOTES ASSIST:

11/12/11 vs. SJS

FIRST NHL GAME:

10/10/07 at PIT*


FIRST NHL GOAL:

10/20/07 vs. BUF*

FIRST NHL ASSIST:

11/1/07 vs. PHI*

*w/MTL, +w/ARI



22 CRAIG CUNNINGHAM

Right Wing

5'10" • 184

Shoots: Right

Born: Sept. 13, 1990

Trail, BC

Age: 25

Career vs. NHL

TEAM	GP	G	A	PTS	PIM
ANA	2	0	0	0	0
ARI	0	0	0	0	0
BOS	0	0	0	0	0
BUF	3	0	1	1	0
CGY	3	1	1	2	0
CAR	1	0	0	0	0
CHI	2	0	0	0	0
COL	2	0	0	0	0
CBJ	2	1	0	1	0
DAL	2	0	1	1	0
DET	3	0	1	1	0
EDM	1	0	0	0	0
FLA	0	0	0	0	0
LAK	2	0	0	0	2
MIN	1	0	0	0	0
MTL	2	0	0	0	0
NSH	3	0	0	0	0
NJD	3	0	0	0	0
NYI	2	0	0	0	0
NYR	2	0	0	0	0
OTT	2	1	0	1	0
PHI	2	0	0	0	0
PIT	3	0	0	0	0
SJS	2	0	0	0	0
STL	0	0	0	0	0
TBL	1	0	0	0	0
TOR	1	0	0	0	0
VAN	4	0	0	0	0
WSH	1	0	0	0	0
WPG	1	0	0	0	2
TOTALS	53	3	4	7	4

DRAFTED: Boston's 4th choice (4th round, 97th overall) in the 2010 Entry Draft
ACQUIRED: Claimed off waivers from Boston on March 2, 2015

2014-15 HIGHLIGHTS

Played in 19 games with ARI and recorded 1-3-4 after being claimed off waivers from BOS on Mar. 2...Skated in 32 games with the Bruins and had 2-1-3...Collected 1-1-2 at CGY, Apr. 7...Had an assist at BUF, Mar. 26...Recorded an assist at DET, Mar. 24...Skated in 13:24 and won 50% (4-for-8) of his face-offs in his ARI debut vs. ANA, Mar. 3...Scored a goal at CBJ, Dec. 27...Recorded a goal vs. OTT, Dec. 13...Collected 5-10-15 and eight PIM in 21 games with Providence (AHL).

2013-14 HIGHLIGHTS

Played in two games for BOS...Spent most of the season in Providence (AHL) and recorded 25-22-47 and 40 PIM in 75 games...Led the AHL Bruins in goals and was third overall in scoring...Recalled twice to Boston, from Dec. 16-18 and Apr. 13...Played his first NHL game on Dec. 17 vs. Calgary.

2012-13 HIGHLIGHTS

Spent the season in Providence (AHL) and recorded pro career season-highs in all offensive categories with 25-21-46...Played in a team-high 75 games...Recorded second straight 20+ goal AHL season as he finished second on the team in goals and third overall in points...Added 3-5-8 totals in 12 playoff contests.

2011-12 HIGHLIGHTS

Played his first pro season in Providence (AHL) and finished third overall in the club's scoring race while leading the team in goals with 20-16-36...Was the only player on the AHL Bruins to play in all 76 games.

2010-11 HIGHLIGHTS

Began the season in Vancouver (WHL) and recorded 10-35-45 in 36 games before his Dec. 28 trade to Portland (WHL) where he had 17-25-42 in games...His combined 87 points ranked 12th overall in the WHL...Added 7-14-21 in 21 postseason games before the Winterhawks fell to Kootenay in the WHL Finals...Ranks second on the Giants' list of all-time games played and third all-time in career points.

2009-10 HIGHLIGHTS

Finished sixth in the WHL scoring race with a career-high 37-60-97 for Vancouver...Named to WHL West First All-Star Team and was the Western Conference finalist for the WHL Player of the Year Award.

2008-09 HIGHLIGHTS

Posted 28-22-50 and a plus-28 rating in 72 games with Vancouver (WHL)...Notched 5-9-14 in 17 playoff games with the Giants.

2007-08 HIGHLIGHTS

Recorded 11-14-25 in 67 games with Vancouver (WHL)...Added 1-2-3 in 10 postseason games.

2006-07 HIGHLIGHTS

Won a Memorial Cup championship with the Giants...Played in 48 games in the regular season and had five assists...Recorded one assist in 15 postseason games.

PERSONAL

Nickname is "Cunny"...His favorite player growing up was Ray Ferraro...Other favorites include: Savage Garden (band) and "Step Brothers" (movie)...Enjoys golf.

Scored his first NHL goal with Boston on Dec. 13, 2014 vs. Ottawa.

CAREER RECORD

SEASON	TEAM	LEAGUE	GP	REGULAR SEASON								PLAYOFFS				
				G	A	PTS	PP	SH	GW	+/-	PIM	GP	G	A	PTS	PIM
2006-07	Vancouver	WHL	48	0	5	5	-	-	-	-	38	15	0	1	1	15
2007-08	Vancouver	WHL	67	11	14	25	-	-	-	-	72	10	1	2	3	6
2008-09	Vancouver	WHL	72	28	22	50	-	-	-	-	62	17	5	9	14	12
2009-10	Vancouver	WHL	72	37	60	97	-	-	-	-	44	16	12	12	24	12
2010-11	Vancouver	WHL	36	10	35	45	-	-	-	-	31	-	-	-	-	-
	Portland	WHL	35	17	25	42	-	-	-	-	25	21	7	14	21	12
2011-12	Providence	AHL	76	20	16	36	-	-	-	-	20	-	-	-	-	-
2012-13	Providence	AHL	75	25	21	46	-	-	-	-	26	12	3	5	8	4
2013-14	Boston	NHL	2	0	0	0	0	0	0	0	0	-	-	-	-	-
	Providence	AHL	75	25	22	47	-	-	-	-	40	12	3	4	7	6
2014-15	Providence	AHL	21	5	10	15	-	-	-	-	8	-	-	-	-	-
	Boston	NHL	32	2	1	3	0	1	0	-4	2	-	-	-	-	-
	Arizona	NHL	19	1	3	4	0	0	0	-3	2	-	-	-	-	-
FRANCHISE TOTALS			19	1	3	4	0	0	0	-3	2	-	-	-	-	-
NHL TOTALS			53	3	4	7	0	1	0	-7	4	-	-	-	-	-

2014-15 REAL TIME STATS

Shots: 54

Hits: 107

FO%: 52.4

CAREER HIGHLIGHTS

MOST GOALS/GAME:
1 – 3 times (last 4/7/15 at CGY)+

MOST ASSISTS/GAME:
1 – 4 times (last 4/7/15 at CGY)+

MOST POINTS/GAME:
2 – 4/7/15 at CGY+

MOST PIM/GAME:
2 – 2 times (last 3/16/15 at LAK)+

MOST SHOTS/GAME:
5 – 3/14/15 vs. NJD+

LONGEST GOAL STREAK:
None

LONGEST ASSIST STREAK:
2 games – 3/24/15-3/26/15+

LONGEST POINT STREAK:
2 games – 3/24/15-3/26/15+

CAREER HAT TRICKS:
None

MULTIPLE POINT GAMES:
4/7/15 at CGY+

FIRSTS

FIRST COYOTES GAME:
3/3/15 vs. ANA

FIRST COYOTES GOAL:
4/7/15 at CGY

FIRST COYOTES ASSIST:
3/24/15 at DET

FIRST NHL GAME:
12/17/13 vs. CGY*

FIRST NHL GOAL:
12/13/14 vs. OTT*

FIRST NHL ASSIST:
1/20/15 at DAL*

*w/BOS, +w/ARI



34 KLAS DAHLBECK

Defense

6'3" • 207

Shoots: Left

Born: July 6, 1991

Katrineholm, Sweden

Age: 24

Career vs. NHL

TEAM	GP	G	A	PTS	PIM
ANA	2	0	0	0	2
ARI	0	0	0	0	0
BOS	1	1	0	1	2
BUF	2	0	1	1	0
CGY	1	0	0	0	0
CAR	0	0	0	0	0
CHI	1	0	0	0	0
COL	1	0	0	0	2
CBJ	0	0	0	0	0
DAL	0	0	0	0	0
DET	1	0	1	1	0
EDM	0	0	0	0	0
FLA	0	0	0	0	0
LAK	1	0	0	0	0
MIN	0	0	0	0	0
MTL	1	0	0	0	0
NSH	2	0	0	0	2
NJD	2	0	0	0	0
NYI	1	0	0	0	0
NYR	0	0	0	0	0
OTT	0	0	0	0	0
PHI	0	0	0	0	0
PIT	2	0	1	1	0
SJS	2	0	0	0	0
STL	0	0	0	0	0
TBL	0	0	0	0	0
TOR	0	0	0	0	0
VAN	3	0	0	0	0
WSH	0	0	0	0	0
WPG	0	0	0	0	0
TOTALS	23	1	3	4	8

DRAFTED: Chicago's 6th choice (3rd round, 79th overall) in the 2011 Entry Draft

ACQUIRED: From Chicago with a 1st round draft choice in 2015 in exchange for Antoine Vermette

2014-15 HIGHLIGHTS

Played in 19 games with the Coyotes, recording 0-3-3 and six PIM after being acquired in a trade along with a 2015 1st round draft choice in exchange for Antoine Vermette on Feb. 28...Appeared in four games with CHI and posted 1-0-1...Had an assist at DET, Mar. 24 to record his first point with ARI...Skated in 16:18 of ice time in his Coyotes debut vs. ANA, Mar. 3...Scored his first NHL goal with CHI at BOS, Dec. 11...Made his NHL debut on Dec. 6 at NSH...Posted 4-6-10 and 35 PIM in 35 games with Rockford (AHL)...Played in three games with Portland (AHL) and had one assist...Appeared in five postseason games with the Pirates and had one assist.

2013-14 HIGHLIGHTS

Registered a career-high 35 points (10G, 25A) in 75 regular-season games with the American Hockey League's Rockford IceHogs...Ranked third among team defensemen and shared eighth overall in points...Paced the team with a +21 plus/minus rating...Posted a career-long four-game point streak (2-2-4) from Oct. 27-Nov. 3...Netted the game-winning goal on Nov. 24 at Charlotte in his 200th career professional game...Tied the IceHogs all-time record for assists and points by a defenseman in a single game after tallying four helpers on Jan. 11 vs. Lake Erie, setting career highs in points and assists...Named the IceHogs 2013-14 Co-Defenseman of the Year.

2012-13 HIGHLIGHTS

Recorded 1-5-6 in 70 regular-season games with Rockford in his professional debut...Made his AHL debut on Oct. 20...Collected his first professional point with an assist on Dec. 29 vs. Milwaukee...Scored his first AHL goal on April 13 at Milwaukee...Named the IceHogs Most Improved Player.

2011-12 HIGHLIGHTS

Recorded two goals and two assists in 55 regular-season appearances with Linköping HC of the Swedish Hockey League...Netted the first goal of his SHL career on Jan. 27 at Timrå.

2010-11 HIGHLIGHTS

Tallied eight assists in 47 regular-season games with Linköping HC...Skated in seven postseason games.

2009-10 HIGHLIGHTS

Made his SHL debut in six regular-season contests and three postseason games with Linköping HC...Tallied 11 points (4G, 7A) in 39 regular-season games with Linköping Jr in the SuperElit...Registered two points (1-1-2) in six postseason games.

INTERNATIONAL

2011: Collected two assists in six games with Team Sweden at the 2011 IIHF World Junior Championships in Buffalo, N.Y.

PERSONAL

Nickname is "Dahly"...Favorite player growing up was Niklas Lidstrom...Other favorites include: Drake (music) and "Batman the Dark Knight" (movie)...Enjoys hanging out with his friends and his dog.

Skated in 16:18 in his Coyotes debut on March 3, 2015 vs. Anaheim.

CAREER RECORD

CAREER RECORD

SEASON	TEAM	LEAGUE	REGULAR SEASON								PLAYOFFS					
			GP	G	A	PTS	PP	SH	GW	+/-	PIM	GP	G	A	PTS	PIM
2009-10	Linköping HC J20	SuperElit	39	4	7	11	-	-	-	-	8	6	1	1	2	4
	Linköping HC	Sweden-1	6	0	0	0	-	-	-	-1	0	3	0	0	0	0
2010-11	Linköping HC	Sweden-1	47	0	8	8	-	-	-	7	12	7	0	0	0	0
2011-12	Linköping HC	Sweden-1	55	2	2	4	-	-	-	3	20	-	-	-	-	-
2012-13	Rockford	AHL	70	1	5	6	0	0	0	11	29	-	-	-	-	-
2013-14	Rockford	AHL	75	10	25	35	1	2	2	21	49	-	-	-	-	-
2014-15	Rockford	AHL	49	4	6	10	2	0	2	2	35	-	-	-	-	-
	Portland	AHL	3	0	1	1	0	0	0	-3	0	5	0	1	1	4
	Chicago	NHL	4	1	0	1	0	0	0	-1	2	-	-	-	-	-
	Arizona	NHL	19	0	3	3	0	0	0	-7	6	-	-	-	-	-
FRANCHISE TOTALS			19	0	3	3	0	0	0	-7	6	-	-	-	-	-
NHL TOTALS			23	1	3	4	0	0	0	-8	8	-	-	-	-	-

2014-15 REAL TIME STATS

Blocked Shots: 46

Shots: 20

TOI/G: 17:40

CAREER HIGHLIGHTS

MOST GOALS/GAME:
12/11/14 at BOS*

MOST SHOTS/GAME:
3 – 4/3/15 at SJS+

LONGEST POINT STREAK:
2 games – 3/28/15-3/30/15+

MOST ASSISTS/GAME:
1 – 3 times (last 3/30/15 vs. BUF)+

LONGEST GOAL STREAK:
None

CAREER HAT TRICKS:
None

MOST POINTS/GAME:
1 – 4 times (last 3/30/15 vs. BUF)+

LONGEST ASSIST STREAK:
2 games – 3/28/15-3/30/15+

MULTIPLE POINT GAMES:
None

MOST PIM/GAME:
2 – 4 times (last 4/11/15 vs. ANA)+

FIRSTS

FIRST COYOTES GAME:
3/3/15 vs. ANA

FIRST NHL GAME:
12/6/14 at NSH*

FIRST COYOTES GOAL:
None

FIRST NHL GOAL:
12/11/14 at BOS*

FIRST COYOTES ASSIST:
3/24/15 at DET

FIRST NHL ASSIST:
3/24/15 at DET+

*w/CHI, +w/ARI



19 SHANE DOAN

Right Wing

6'1" • 223

Shoots: Right

Born: Oct. 10, 1976

Halkirk, Alberta

Age: 38

Career vs. NHL

TEAM	GP	G	A	PTS	PIM
ANA	101	33	39	72	169
ARI	-	-	-	-	-
BOS	23	2	7	9	26
BUF	25	6	9	15	6
CGY	68	19	31	50	47
CAR	20	4	7	11	9
CHI	65	16	16	32	53
COL	67	22	29	51	38
CBJ	50	16	23	39	28
DAL	103	32	37	69	102
DET	67	14	22	36	34
EDM	69	15	45	60	67
FLA	22	5	3	8	14
LAK	101	36	41	77	95
MIN	51	12	24	36	51
MTL	21	4	4	8	18
NSH	60	17	19	36	29
NJD	25	2	4	6	10
NYI	21	7	8	15	27
NYR	23	6	10	16	27
OTT	22	6	5	11	36
PHI	25	5	8	13	20
PIT	23	8	8	16	29
SJS	102	25	41	66	55
STL	73	21	28	49	92
TBL	25	2	9	11	29
TOR	27	5	11	16	14
VAN	70	16	22	38	46
WSH	24	7	8	15	11
WPG	21	5	12	17	25
TOTALS	1394	368	530	898	1207

DRAFTED: Winnipeg's 1st choice (1st round, 7th overall) in the 1995 Entry Draft

2014-15 HIGHLIGHTS

Served as team captain for the 11th straight season and finished fourth on the team in scoring with 14-22-36 in 79 games...Enters 2015-16 second among active players in games played (1,394) behind Jaromir Jagr (1,550)...Led the team with 43 takeaways...Tied for second on the team in shots (189) and ranked second on the team in TOI/G for forwards (18:52) and hits (189)...His five power-play goals ranked tied for fourth on the team...Had eight multi-point games...Registered 1-2-3 vs. SJS, Apr. 4...Scored a goal vs. NJD, Mar. 14...Scored a PPG at CHI, Feb. 9...Scored a PPG at CBJ, Feb. 3...Had two assists at PHI, Jan. 27...Tallied two assists at WPG, Jan. 18...Scored a goal vs. SJS, Jan. 13...Posted 1-2-3 vs. WPG, Jan. 8...Scored a goal vs. PHI, Dec. 29...Scored the shootout GDG vs. ANA, Dec. 27...Notched a goal and an assist at SJS, Nov. 22...Scored a goal at VAN, Nov. 14...Posted 1-1-2 at CGY, Nov. 13...Had a goal at ANA, Nov. 7...Scored twice and had an assist at WSH, Nov. 2...Recorded a goal at TBL, Oct. 28...Notched a pair of assists vs. EDM, Oct. 15.

2013-14 HIGHLIGHTS

Finished second on the team in goals (23) and tied for fourth in points (47) despite missing 13 games with an illness...It marked the 12th 20-goal season in his career...Served as team captain for the 10th consecutive year...Collected 23-24-47 and 34 PIM in 69 games...Tied for the team lead in power-play goals (10) and ranked tied for second in game-winning-goals (4)...Ranked second among Coyotes' forwards in TOI/game (18:56)...Led the team with 48 takeaways and added 167 shots and 135 hits...Had 11 multi-point games...Scored a goal vs. DAL in the regular season finale on Apr. 13...Scored a goal vs. SJS, Apr. 12...Scored a goal at CBJ, Apr. 8...Tallied two assists at PIT, Mar. 25...Scored a goal vs. BOS, Mar. 22...Scored his 350th career goal vs. CGY, Mar. 15...Played in his 1,300th career game at BOS, Mar. 13...Posted 1-1-2 vs. MTL, Mar. 6...Scored 2 goals at COL, Feb. 28...Notched his 500th career assist vs. LAK, Jan. 28...Tallied 1-1-2 at VAN, Jan. 26...Scored a goal at CGY, Jan. 22...Posted 1-1-2 vs. CGY, Jan. 7...Tallied 1-1-2 at EDM, Dec. 3...Recorded an eight-game point streak (7-4-11) from Oct. 29-Nov. 23...Notched 1-1-2 at CAR, Oct. 10.

2012-13 HIGHLIGHTS

Ranked third on the team in scoring with 13-14-27 in 48 games with a plus-6 rating and 37 PIM...Served as team captain for the ninth consecutive season...Tied for first on the team in goals (13), led the team in hits (118), ranked second in shots (129) and fourth in takeaways (23)...Had six multi-point games...Notched two assists vs. SJS, Apr. 24...Posted 1-1-2 vs. COL, Apr. 6...Scored the GWG vs. DET, Apr. 4...Scored two goals at LAK, Mar. 19...Collected 1-1-2 vs. LAK, Mar. 12...Scored a goal in three straight games from Mar. 7-12...Scored a goal and recorded his 800th career NHL point vs. ANA, Mar. 4...Notched a goal Feb. 28 vs. MIN...Registered 2-1-3 with the GWG in OT at COL, Feb. 11...Scored a goal vs. LAK, Jan. 26...Collected 1-1-2 and played in his 1,200th career NHL game vs. CHI, Jan. 20.

2011-12 HIGHLIGHTS

In his eighth season as team captain, led PHX to its first Pacific Division title in franchise history and finished third on the team in scoring with 22-28-50 in 79 games...Recorded his ninth-straight 50-point campaign...Won the 2011-12 Mark Messier Leadership Award...Led Coyotes' forwards in TOI/game (19:36) and the team in takeaways (48)...Ranked second on the team in hits (205), shots (226) and game-winning goals (5)...Finished third on the team in power-play points (14), power-play goals (5) and power-play assists (9)...Had 12 multi-point games...Scored 20 or more goals for the 10th time in the past 11 seasons...Scored a goal and had an assist at VAN, Mar. 14...Scored a goal in three straight games Feb. 21-25 (4-0-4)...Recorded the OT GWG vs. CGY, Feb. 9...Posted his 39th career two-goal game and had the GWG vs. COL, Jan. 16...Recorded his first empty-net goal...Scored the GWG vs. EDM, Dec. 15...Scored the GWG and had an assist at CHI, Nov. 29...Began the season with a four-game point streak (3-4-7) that included three multi-point games...**2012 Playoffs:** Finished second on the team in playoff scoring with 5-4-9...Led the team in hits (79), shots (47), takeaways (13) and penalty minutes (41)...Ranked first among Coyotes' forwards in TOI/game (20:47) and tied for first on the team in GWGs (2)...Had two goals and an assist in five games of the WCF against LAK...Scored a pair of goals, including the GWG, at LAK in Game 4 of the WCF, May 20...Registered 2-2-4 in all five games of the WCSF against NSH...Scored the GWG in Game 4 at NSH, May 4...Recorded 1-1-2 in Game 2 vs. NSH, Apr. 29...Recorded 1-1-2 in all six games of the WCQF against CHI...Registered 31 hits during the WCQF and averaged 22:38 in TOI/game.

2010-11 HIGHLIGHTS

Led the team in scoring (20-40-60), goals (20), PPGs (11), GWGs (6), and hits (172)...Second on the team in assists (40) and shots (221)...Third on the team in power-play assists (10), power-play points (21) and penalty minutes (67)...Finalist for 2010-11 Mark Messier Leadership Award...Recorded his eighth-straight 50-point campaign...Had 13 multi-point games...Posted 1-1-2 vs. SJS, Apr. 8...Posted 1-1-2 at VAN, Mar. 18...Notched 1-2-3 at ANA, Mar. 13...Recorded a seven-game point streak from Mar. 5-18 (4-6-10)...Played in his 1,100 NHL game Feb. 25 at CBJ...New franchise all-time games played leader (1,099) at TBL, Feb. 23...Scored a goal in three straight games from Feb. 17-22...Had a season-high eight-game point streak (6-7-13) from Dec. 23 to Jan. 6...Named NHL's Second Star of the Week (Jan. 2)...Collected 0-3-3 vs. ANA, Nov. 27...Recorded season-high eight SOG vs. ANA, Nov. 27...Missed seven games with a lower-body injury (Nov. 6-21)...Suspended three games (Oct. 21-25)...**2011 Playoffs:** Tied for the team lead in playoff scoring with 3-2-5 in four games vs. DET in WCQF...Led the team in goals and power-play goals (2)...Led all Coyotes' forwards in TOI/game (21:42)...Scored a goal in Game 4 of the WCQF vs. DET, Apr. 20...Netted two goals and had an assist in Game 2 of the WCQF at DET, Apr. 16.

2009-10 HIGHLIGHTS

In his sixth season as team captain, finished with 18-37-55 in 82 games to rank second on the team in scoring...Played in all 82 games for the second straight season (one of four Coyotes to play all 82 games in 09-10)...Registered his seventh consecutive 50-point campaign...Received the 2009-10 King Clancy Memorial Trophy...Also a finalist for the 2009-10 Mark Messier Leadership Award...Recorded his 400th career NHL assist vs. CHI, Mar. 20...Collected an assist in three straight games (all wins) from Mar. 13-16...Named NHL's First Star for week ending Jan. 31 (3-6-9 in 4 GP)...Compiled a four-game point streak (3-6-9) from Jan. 26-31...Recorded the OT GWG (eighth of his career) and three assists for a season-high four points at DET, Jan. 26...Collected three assists in 4-2 win vs. NSH, Jan. 21...Scored two goals, including his seventh career OT goal (franchise record), in 5-4 win at EDM, Jan. 5...Collected 1-2-3, including the GWG, in win vs. CBJ, Dec. 21...Played his 1,000th career NHL game on Dec. 17 at CBJ, becoming second player in franchise history (Teppo Numminen) to reach the milestone...Became the 42nd player in NHL history to play 1,000 games with one franchise and the 24th player to do it with the team that drafted him...Scored his 265th career goal, the OT GWG at ANA on Nov. 29, to move into third place on the franchise's all-time goals list...Collected three assists vs. BOS, Oct. 17...**2010 Playoffs:** Recorded 1-1-2 while appearing in three playoff games for the Coyotes...Sustained an injury in Game 3 at DET and missed the remainder of the postseason.

2008-09 HIGHLIGHTS

Played in all 82 games for the third time in his career and first time since 2005-06...Recorded 31-42-73 and 72 penalty minutes to lead the team in scoring for the fifth consecutive season while also serving as team captain for fifth straight year...Set a career high with 31 goals...Led the team in goals, assists, points, power-play goals (10), power-play assists (15), power-play points (25), shots (230), hits (188), takeaways (48) and tied for the team lead in game-winning goals (4)...Selected to his second career NHL All-Star Game...Received the Coyotes team awards for MVP, Leading Scorer, Three-Stars, and the Beth Champie Memorial Award from the Coyotes Booster Club...Registered back-to-back 70-point seasons for the first time in his career...Joined Dale Hawerchuk and Keith Tkachuk as the only players in team history to record nine consecutive 20-goal seasons...Finished with 19 multi-point games and five two-goal games...Scored his 31st goal of the season to establish new career high at LAK, Apr. 4...Had a four-game point streak (3-2-5) from Mar. 30-Apr. 4...Named NHL's Third Star of the Week for week ending Mar. 22 (3-4-7 in 4 GP)...Registered a season-high four points on a goal and three assists – including the GWG at 19:33 of the third period – in a 4-3 win vs. SJS, Mar. 17...Played in his 951st career NHL game to move into second place on franchise all-time games played list at NJD, Mar. 12...Had a season-high 25:36 TOI vs. EDM, Feb. 16...Collected his 600th career NHL point with a goal vs. CAR, Feb. 7...Recorded a goal and an assist for the Western Conference at the 2009 NHL All-Star Game in Montreal, Jan. 25...Won the Elimination Shoot Out at the 2009 Honda NHL SuperSkills Competition in Montreal, Jan. 24...Collected six assists in a four-game span from Jan. 8-15...Compiled a four-game point streak (2-4-6) from Dec. 20-26...Recorded the GWG and an assist in 2-1 win at LAK, Dec. 26...Played in his 900th career NHL game vs. CHI, Nov. 18...Registered 2-1-3 in win at CBJ, Nov. 12...Had a four-game point streak (3-5-8) from Oct. 25-Nov. 4...Recorded two goals and an assist while becoming the franchise's all-time leader in GWG in 4-1 win vs. PIT, Oct. 30.

2007-08 HIGHLIGHTS

Appeared in 80 games for the Coyotes, recording 28-50-78 and 59 penalty minutes...Led the team in goals (28), assists (50), points (78), PPGs (9) and ranked tied for first on the team in power-play points (27) and GWGs (5)...Established new career highs in points (78) and assists (50)...Led the team in scoring for the fourth consecutive season...Selected as Team MVP, won Leading Scorer Award and chosen by fans as the team's Hardest Working Player...Led all Coyotes' forwards in TOI/game (20:45) and hits (158)...Ranked tied for second in the NHL in shorthanded points (9) and 20th in overall points (78)...Finished with 16 multi-point games...Collected a SHG and an assist vs. SJS, Mar. 25...Registered a goal and two assists vs. LAK, Mar. 20...Had a goal and two assists at EDM, Mar. 18...Tallied the GWG at DAL, Mar. 5 to tie Keith Tkachuk's franchise record of 40 career GWGs...Scored his 20th goal of the season vs. CGY, Mar. 1, giving him eight consecutive 20-goal campaigns...Scored a goal and added two assists vs. DAL, Feb. 14...Assisted on OT GWG at COL, Feb. 4...Recorded 7-12-19 in 13 games during January, the third-highest point total in the NHL for the month...Recorded a point in 13 straight games (7-13-20) from Dec. 31 to Jan. 29; officially listed as a career high 11-game point streak (6-9-15) as he missed the team's Jan. 3 game due to injury...Notched the GWG and an assist vs. BUF, Jan. 21...Recorded a season-high 28:47 TOI vs. CBJ, Jan. 17...Tallied two goals and an assist vs. SJS, Jan. 15...Recorded his 300th career assist vs. VAN, Jan. 11...Collected a goal, the game winner and three assists at COL, Jan. 2...Registered his 500th career NHL point with an assist vs. MIN, Dec. 27...Netted the shootout-deciding goal at ANA, Nov. 23...Scored the lone goal in a 1-0 win at LAK, Nov. 17...Scored his fifth career OT goal and had an assist at ANA, Nov. 7...Scored his 200th career NHL goal and added two assists vs. DAL, Oct. 27.

2006-07 HIGHLIGHTS

Led the Coyotes in scoring for third consecutive season with 27-28-55...Led the team in goals (27), assists (28), points (55), PPGs (11), power-play assists (12), power-play points (23), GWGs (7), OT goals (1), shots (209), shooting percentage (12.9%), hits (156) and takeaways (44)...Ranked first among Coyotes' forwards in average TOI/game (20:26)...Ranked tied for 13th in NHL in GWGs (7)...Ranked fifth on the team in penalty minutes (73)...Selected by Coyotes traveling media as team MVP...Also won the team's Applebee's 3-Star Award and Coyotes Leading Scorer Award...Recorded 21-22-43 over last 47 games of the season...Reached 20-goal mark for seventh straight season and 50-point mark for sixth time in last seven seasons...Finished with 11 multi-point games, three multi-goal games and four multi-assist games...Tied his career-high by scoring his seventh GWG of the season vs. LAK, Apr. 5...Recorded his 26th assist of the season vs. SJS, Mar. 30 to pass Paul MacLean for fifth place on the franchise's all-time list...Played in his 800th career NHL game, Apr. 3...Put together a four-game point streak (2-2-4), Mar. 17-22...Recorded a career high seven-game point streak (5-5-10) from Feb. 22 to Mar. 8...Had three multi-point games during that stretch...Also scored goals in a career-best four straight games from Mar. 1-8...Scored his 18th goal of the season to give him 190 goals for his career, passing Doug Smail for fifth place on the franchise's all-time list, at CBJ, Feb. 6...Scored two goals, including the GWG, at DAL, Jan. 9 to give him 33 GWGs for his career, moving him past Jeremy Roenick and into second place on the franchise's all-time list...Notched two goals in a 5-4 OT win at ATL, Jan. 5...Registered eight points (3-5-8) in a three-game span from Dec. 28 to Jan. 1...Had five points (1-4-5) vs. SJS to tie his career high in assists and points in a single game, Dec. 30...Missed six games due to an injury, Nov. 9-19...Missed three games due to injury, Oct. 26-Nov. 3...Recorded his 200th career NHL assist at EDM, Oct. 23...Picked up three points on a goal and two assists vs. NYI on Opening Night, Oct. 5.

2005-06 HIGHLIGHTS

In his 10th NHL season, ranked tied for first on the Coyotes in goals (30), third in assists (36), first in points (66), first in GWGs (7), first in PPGs (17), first in PPAs (24) and PP points (41), first in shots (254), first in penalty minutes (123) and first in hits (164)...Led Coyotes' forwards in TOI/game (19:07)...Established career highs for goals (30), PPGs (17), PPAs (24), power-play points (41), GWGs (7) and penalty minutes (123)...Tied career highs for games played (82) and shots (254)...Played in all 82 games in season for second time in career – one of three Coyotes to play in all 82 games...Finished season with 18 multi-point games, four multi-goal games and six multi-assist games...Recorded 13-12-25 in final 23 games after Olympic Break...Scored 30th goal of season in finale in 3-0 win at STL, Apr. 16...Registered goal and assist in 5-3 win vs. NSH, Mar. 28 (His goal moved him ahead of Morris Lukowich into sixth place on Coyotes' franchise goal-scoring list at 169)...Registered GWGs in back-to-back games at CHI and at CBJ on Mar. 19 and 21...Played in 714th career game with Coyotes/Jets to pass Dale Hawerchuk and move into third place on franchise's games played list and scored goal in 6-2 win at LAK, Mar. 14...Compiled career-high six-game point streak (5-6-11), Feb. 12-Mar.11...Posted 2-2-4 in 6-2 win vs. DAL, Mar. 2...Registered Coyotes' season-high and tied career high with 10 shots vs. DAL, Feb. 9...Played in 700th NHL game vs. SJS, Jan. 28...Collected three assists in 6-5 win vs. LAK, Dec. 29...Scored two goals, including 150th NHL goal, at COL, Dec. 26...Scored 147th career goal with Coyotes/Jets to tie Teemu Selanne for eighth on franchise goal scoring list at CHI, Nov. 6...Scored PPG and assisted on GWG in 4-3 OT win at EDM, Oct. 18.

MOVING UP THE RANKS

Coyotes/Jets All-Time Rankings

GAMES PLAYED

1. Shane Doan	1,394
2. Teppo Numminen	1,098
3. Thomas Steen	950
4. Dale Hawerchuk	713
5. Doug Smail	691
6. Keith Tkachuk	640

GOALS

1. Dale Hawerchuk	379
2. Shane Doan	368
3. Keith Tkachuk	323
4. Thomas Steen	264
5. Paul MacLean	248
6. Doug Smail	189

ASSISTS

1. Thomas Steen	553
2. Dale Hawerchuk	550
3. Shane Doan	530
4. Teppo Numminen	426
5. Keith Tkachuk	300
6. Paul MacLean	270

POINTS

1. Dale Hawerchuk	929
2. Shane Doan	898
3. Thomas Steen	817
4. Keith Tkachuk	623
5. Teppo Numminen	534
6. Paul MacLean	518

PENALTY MINUTES

1. Keith Tkachuk	1508
2. Laurie Boschman	1338
3. Shane Doan	1207
4. Jim Kyte	772
5. Kris King	762
6. Tim Watters	760

POWER-PLAY GOALS

1. Dale Hawerchuk	122
2. Keith Tkachuk	114
3. Shane Doan	113
4. Paul MacLean	97
5. Thomas Steen	73
6. Teemu Selanne	49

GAME-WINNING GOALS

1. Shane Doan	65
2. Keith Tkachuk	40
3. Jeremy Roenick	33
4. Doug Smail	31
5. Dale Hawerchuk	29
Thomas Steen	29

2003-04 HIGHLIGHTS

Had a breakout year, setting career highs in goals (27), assists (41), points (68), PPGs (9), SHGs (2), shots (254) and TOI/game (21:45)...Selected to play in his first NHL All-Star Game...Ranked tied for 22nd in NHL in points and tied for 24th in assists...Finished fourth in NHL in TOI/game among forwards; first among right wings...Ranked 14th in NHL in shots...Finished tied for 21st in NHL in power-play assists (18) and power-play points (9-18-27)...Led team in goals, assists, points, power-play points and shots; tied for first in shorthanded points (2-1-3); second in SHGs, PPGs and power-play assists...Led all forwards in TOI/game; third on team overall...Had 18 multi-point games and five three-point games...Reached 20-goal plateau for fifth straight season...Entered season with two career SHGs, then scored SHGs in back-to-back games (Dec. 18 at LAK, Dec. 20 at STL)...Won three Coyotes' end of season awards: Team MVP, 3-Stars Award and Co-Man of the Year...Won Coyotes Player of the Month four times (Oct., Dec., Feb., Mar.)...One of two Western Conference All-Stars to score a goal in NHL All-Star Game, Feb. 8...Recorded 200th NHL assist (0-3-3) vs. FLA, Feb. 4...Tied career high with three-game goal streak (3-2-5), Dec. 18-22...Played his 600th NHL game at LAK, Dec. 18...Had a five-game point streak (2-6-8) from Nov. 24 to Dec. 4...Collected his 300th NHL point (2-1-3) vs. STL, Nov. 19...Had three four-game point streaks.

2002-03 HIGHLIGHTS

Ranked second on Coyotes in assists (37) and points (58); third in goals (21)...Set career high in games (82); one of only three Coyotes to play in every game...Led team in shots...Ranked first on team in power-play points (7-13-20) and second in PPAs...100th NHL goal vs. MIN, Nov. 7...500th NHL Game vs. NSH, Nov. 3.

2001-02 HIGHLIGHTS

Ranked sixth in NHL in hits (second among forwards)...For third consecutive season, recorded at least 200 hits and 200 shots; only NHL player to achieve feat in '01-02...Led team in shots and hits...Ranked third on team in points...Tied for second on the team in games (81)...Tied franchise single-game high with 10 hits at LAK, Feb. 13...200th NHL point (2-2-4) vs. NYR, Dec. 31...Missed one game due to injury...**2002 Playoffs:** In five games, led Coyotes in points (2-2-4) and hits (29); tied for first in goals...Had 23 hits in last three games of SJS series.

2000-01 HIGHLIGHTS

Ranked second on team in goals (26), assists (37), points (63) and GWGs (6)...Led team in hits (206) and shots (220)...One of only four NHL players with at least 200 hits and 200 shots...Tied for 10th in NHL in hits among forwards...Second on team in PP points (6-17-23) and PP assists...400th NHL game vs. NYI, Mar. 25...Set career highs for assists and points in a game with 1-4-5 (100th NHL assist) vs. EDM, Mar. 24...Career high five-game point streak (2-3-5) from Jan. 12-19...Missed six games with an injury...Won Coyotes hardest shot contest (96.8 mph) at Superskills Challenge, Dec. 7.

1999-2000 HIGHLIGHTS

Established new career highs with 26-25-51 in 81 games...Led team in shots (221) and hits (225)...One of only three players in NHL with at least 200 hits and 200 shots...Ranked 15th in NHL in hits (second among forwards)...Ranked second on team in points and goals...100th NHL point (assist) vs. DAL, Mar. 3...Tied single-game franchise record with 10 hits vs. COL, Mar. 23...300th NHL game vs. DET, Jan. 31...**2000 Playoffs:** Ranked second on team in points with 1-2-3 in series vs. COL...Led team in playoff hits (20)...Missed Game 5 with an injury...Had team-high 11 hits at COL, Apr. 15...Had two assists and three points at COL, Apr. 13.

1998-99 HIGHLIGHTS

Posted 6-16-22 in 79 games...Missed two games due to injury...200th NHL game vs. LAK, Dec. 28...**1999 Playoffs:** Tied for second on team in goals (2) and points (4)...Led team in playoff GWGs (2)...Tallied 1-1-2 (GWG) for second straight game vs. STL, Apr. 25...Scored GWG at 8:58 of OT (1-1-2) vs. STL, Apr. 24.

1997-98 HIGHLIGHTS

Recorded 5-6-11 in 33 games with the Coyotes...Split season between Phoenix and Springfield (AHL)...Tied for fourth on Coyotes in GWGs...**1998 Playoffs:** Scored first NHL playoff goal in Game 4 vs. DET, Apr. 28.

1996-97 HIGHLIGHTS

Recorded 4-8-12 in 63 games with PHX...Missed 12 games with injuries.

1995-96 HIGHLIGHTS

Named Jets' Rookie-of-the-Year.

1994-95 HIGHLIGHTS

In final season with Kamloops (WHL), had an 18-game point streak (third longest in WHL in '94-95)...Finished third on team in points and 16th in WHL...Helped Kamloops win 1995 Memorial Cup for second consecutive season...Won Stafford Smythe Memorial Trophy as MVP in '94-95 Memorial Cup...Selected to Memorial Cup All-Star Team.

1993-94 HIGHLIGHTS

Part of Kamloops' 1994 Memorial Cup winning team, but did not play in any playoff games.

INTERNATIONAL CAREER

2009: For the third straight year, served as team captain for Canada at the IIHF World Championship in Switzerland...Helped lead Canada to the silver medal for second consecutive year...Recorded 1-6-7 and 14 penalty minutes in nine games...**2008:** Served as team captain for Canada at the IIHF World Championship in Halifax and Quebec City for the second consecutive year...Recorded 2-4-6 in nine games to help lead Canada to the silver medal...**2007:** Led Team Canada to a gold medal at the IIHF World Championship in Moscow while serving as team captain and posted 5-5-10 in nine games...Notched a hat trick in 6-3 win over Belarus...Ranked tied for third on Team Canada in points and tied for 11th in tournament scoring...**2006:** Tallied 2-1-3 and plus-3 in six games for Team Canada at Winter Olympics in Torino, Italy - his first Olympics...**2005:** Won silver medal as alternate captain with Team Canada at IIHF World Championship in Austria, registering 1-3-4 in nine games...**2004:** Scored the game-winning goal in 3-2 victory over Finland at the Final of the World Cup of Hockey in Toronto to capture tournament for Team Canada...Named to

Ranks 9th all-time and 1st among active players in games played for one organization with 1,394 games.

Canada's IIHF World Championship team, but did not play due to injury...**2003:** Helped lead Canada to gold medal at IIHF World Championship in Finland, collecting 4-2-6 in nine games...Ranked tied for fifth in team scoring...Ranked tied for 15th in tournament goal scoring and tied for fifth in PPGS (3)...Scored GTG in third period of final game against Sweden to force OT...**1999:** Represented Team Canada at IIHF World Championship in Norway (4 GP)...**1995:** Invited to attend Team Canada's evaluation camp for IIHF World Junior Championship.

PERSONAL

Nicknamed "Doaner"...While growing up, tried to emulate the style of Cam Neely...His favorite hockey players while growing up were Paul Coffey and Wayne Gretzky...Inspired to play hockey by his father Bernie, who was drafted by St. Louis (80th overall) in the 1971 NHL Entry Draft...His sister Leighann played basketball professionally in Europe following her time with the Canadian National Women's Basketball Team...Leighann was named Canada's 2001 Female Athlete of the Year (led nation in scoring and rebounds) and carried the torch for Canada at World University Games in Beijing...His cousin Catriona LeMay Doan won a gold medal in women's speed skating at 2002 Olympics and was inducted into Canada's Sports Hall of Fame in 2005, and was also one of four people to light the torch at the 2010 Winter Olympics in Vancouver...Is a big fan of U2, Creed and Garth Brooks...Played junior hockey with Jarome Iginla...Enjoys golf and riding horses...Owns 25 mares and three studs and has close to 100 horses...His first job was working on his family's ranch and taking trail rides...Favorite TV shows are "Leverage" and "Mantracker"...Doan and his brother Brook survived a manhunt on the Reality TV show "Mantracker" in Season 6 on an episode that first aired on April 17, 2011...Is one of most active Coyotes in the community...Works with many organizations including United Blood Services (sponsors "Doaner Night" at Coyotes home games), Phoenix Children's Hospital and Phoenix Rescue Mission...Runner-up for 2004 NHL Foundation Player Award given for outstanding community service (Iginla winner)...Earned the Coyotes Co-Man of the Year Award in 2004...Won the 2010 King Clancy Trophy and was a finalist for the 2010 and 2011 Mark Messier Leadership Award...Won the Mark Messier Leadership Award in 2012...Spends his off-seasons in Kamloops, British Columbia with his wife Andrea, sons Joshua and Carson and daughters Gracie and Karys.

CAREER STATISTICS

SEASON	TEAM	LEAGUE	GP	REGULAR SEASON								PLAYOFFS				
				G	A	PTS	PP	SH	GW	+/-	PIM	GP	G	A	PTS	PIM
1992-93	Kamloops	WHL	51	7	12	19	-	-	-	-	65	13	0	1	1	8
1993-94	Kamloops	WHL	52	24	24	48	-	-	-	-	88	-	-	-	-	-
1994-95	Kamloops	WHL	71	37	57	94	-	-	-	-	106	21	6	10	16	16
1995-96	Winnipeg	NHL	74	7	10	17	1	0	3	-9	101	6	0	0	0	6
1996-97	Phoenix	NHL	63	4	8	12	0	0	0	-3	49	4	0	0	0	2
1997-98	Phoenix	NHL	33	5	6	11	0	0	3	-3	35	6	1	0	1	6
	Springfield	AHL	39	21	21	42	6	0	6	20	64	-	-	-	-	-
1998-99	Phoenix	NHL	79	6	16	22	0	0	0	-5	54	7	2	2	4	6
1999-00	Phoenix	NHL	81	26	25	51	1	1	4	6	66	4	1	2	3	8
2000-01	Phoenix	NHL	76	26	37	63	6	1	6	0	89	-	-	-	-	-
2001-02	Phoenix	NHL	81	20	29	49	6	0	2	11	61	5	2	2	4	6
2002-03	Phoenix	NHL	82	21	37	58	7	0	2	3	86	-	-	-	-	-
2003-04	Phoenix	NHL	79	27	41	68	9	2	1	-11	47	-	-	-	-	-
2004-05	Did Not Play															
2005-06	Phoenix	NHL	82	30	36	66	17	0	7	-9	123	-	-	-	-	-
2006-07	Phoenix	NHL	73	27	28	55	11	0	7	-14	73	-	-	-	-	-
2007-08	Phoenix	NHL	80	28	50	78	9	2	5	4	59	-	-	-	-	-
2008-09	Phoenix	NHL	82	31	42	73	10	0	4	5	72	-	-	-	-	-
2009-10	Phoenix	NHL	82	18	37	55	5	0	4	3	41	3	1	1	2	4
2010-11	Phoenix	NHL	72	20	40	60	11	0	6	5	67	4	3	2	5	6
2011-12	Phoenix	NHL	79	22	28	50	5	0	5	-8	48	16	5	4	9	41
2012-13	Phoenix	NHL	48	13	14	27	0	0	2	6	37	-	-	-	-	-
2013-14	Phoenix	NHL	69	23	24	47	10	0	4	-7	34	-	-	-	-	-
2014-15	Arizona	NHL	79	14	22	36	5	0	0	-29	65	-	-	-	-	-
FRANCHISE & NHL TOTALS			1394	368	530	898	113	6	65	-55	1207	55	15	13	28	85

2014-15 REAL TIME STATS

Hits: 189

Shots: 189

TOI/G: 18:52

CAREER HIGHLIGHTS

MOST GOALS/GAME:
3 – 1/7/12 vs. NYI

MOST ASSISTS/GAME:
4 – 2 times (last 12/30/06 vs. SJS)

MOST POINTS/GAME:
5 – 2 times (last 12/30/06 vs. SJS)

MOST PIM/GAME
27 – 11/22/05 vs. ANA

MOST SHOTS/GAME:
11 – 3/19/13 at LAK

LONGEST GOAL STREAK:
4 games – 3/1/07-3/8/07

LONGEST ASSIST STREAK:
5 games – 2/14/08-2/22/08

LONGEST POINT STREAK:
11 games – 1/5/08-1/29/08

CAREER HAT TRICKS:
1 – 1/7/12 vs. NYI

MULTIPLE POINT GAMES:
197 (last 4/4/15 vs. SJS)

FIRSTS

FIRST FRANCHISE GAME:
10/7/95 vs. DAL


FIRST FRANCHISE GOAL:
11/14/95 vs. CHI

FIRST FRANCHISE ASSIST:
10/7/95 vs. DAL

FIRST NHL GAME:
10/7/95 vs. DAL

FIRST NHL GOAL:
11/14/95 vs. CHI

FIRST NHL ASSIST:
10/7/95 vs. DAL



16 MAX DOMI

Left Wing

5'10" • 204

Shoots: Left

Born: March 2, 1995

Toronto, Ontario

Age: 20

Career vs. NHL

TEAM	GP	G	A	PTS	PIM
ANA	0	0	0	0	0
ARI	-	-	-	-	-
BOS	0	0	0	0	0
BUF	0	0	0	0	0
CGY	0	0	0	0	0
CAR	0	0	0	0	0
CHI	0	0	0	0	0
COL	0	0	0	0	0
CBJ	0	0	0	0	0
DAL	0	0	0	0	0
DET	0	0	0	0	0
EDM	0	0	0	0	0
FLA	0	0	0	0	0
LAK	0	0	0	0	0
MIN	0	0	0	0	0
MTL	0	0	0	0	0
NSH	0	0	0	0	0
NJD	0	0	0	0	0
NYI	0	0	0	0	0
NYR	0	0	0	0	0
OTT	0	0	0	0	0
PHI	0	0	0	0	0
PIT	0	0	0	0	0
SJS	0	0	0	0	0
STL	0	0	0	0	0
TBL	0	0	0	0	0
TOR	0	0	0	0	0
VAN	0	0	0	0	0
WSH	0	0	0	0	0
WPG	0	0	0	0	0
TOTALS	0	0	0	0	0

DRAFTED: Phoenix's 1st choice (1st round, 12th overall) in the 2013 Entry Draft

2014-15 HIGHLIGHTS

Finished ninth in the OHL in scoring with 32-70-102 in 57 games...Won the Mickey Renaud Captain's Trophy as the OHL captain that best exemplifies leadership on and off the ice...Had a plus-24 rating and 66 PIM...Scored 12 PPGs...Selected to the OHL First All-Star Team...Had 29 multi-point games...Scored a hat trick (3-0-3) at Plymouth Dec. 6...Notched a hat trick (3-1-4) vs. Windsor Nov. 7...Recorded 5-4-9 in nine playoff games with the Knights.

2013-14 HIGHLIGHTS

Led London (OHL) in scoring for the second consecutive season with 34-59-93 in 61 games...Ranked first on the team in assists and second in goals...Added 4-6-10 in nine postseason contests...Selected to the OHL Third All-Star Team...Had 28 multi-point games...Appeared in three Memorial Cup games with the Knights, tallying two assists

2012-13 HIGHLIGHTS

Led London in scoring with 39-48-87 in 64 games with a plus-33 rating and 71 PIM...Ranked ninth in the league in regular season points and goals...Notched 25 multi-point regular season games...Recorded a hat trick (3-0-3) on Jan. 24 at Ottawa...Registered a hat trick (3-1-4) on Feb. 18 vs. Erie...Helped the Knights to the OHL's best record (50-13-0-5) and a first place finish in the Midwest Division while London captured its second consecutive OHL championship...Scored 11-21-32 and 26 PIM in 21 postseason games...Led the Knights in postseason assists and points...Ranked second in the OHL in postseason points...Had 10 multi-point games in the postseason...Was one of three Knights players drafted in the first round of the 2013 Entry Draft...Signed an entry-level contract with Phoenix in July.

2011-12 HIGHLIGHTS

Traded to London from Kingston in August...Appeared in 62 games with London, registering 21-28-49 and 48 PIM...Played in 19 postseason games, totaling 4-5-9 and 10 PIM with a plus-four rating to help the Knights win the OHL Championship...Added 1-2-3 in four games at the Memorial Cup...Named to the OHL Second All-Rookie Team.

INTERNATIONAL

2015: Won a gold medal with Team Canada at the World Junior Championships in Toronto...Named the tournament's most outstanding forward after recording 5-5-10 and a plus-10 rating in seven games...**2013:** Won a gold medal with Team Canada at the U18 Ivan Hlinka Memorial Tournament in the Czech Republic where he totaled 3-4-7 and two PIM in five games...**2012:** Helped Canada Ontario win a bronze medal at the U17 World Hockey Challenge in Ontario, Canada, collecting 3-4-7 in six contests.

PERSONAL


Favorite player growing up was Mats Sundin...Other favorites include: Drake (music) and "Shooter" (movie)...Enjoys movies...His father Tie played in 1,020 NHL games with the New York Rangers, Winnipeg and Toronto...Tie ranks third all-time in NHL history in penalty minutes (3,515).

Named the Most Outstanding Forward at the 2015 World Junior Championships in Toronto on his way to helping Team Canada win a gold medal.

CAREER RECORD

SEASON	TEAM	LEAGUE	GP	REGULAR SEASON								GP	PLAYOFFS			
				G	A	PTS	PP	SH	GW	+/-	PIM		G	A	PTS	PIM
2011-12	London	OHL	62	21	28	49	6	0	1	13	48	19	4	5	9	10
2012-13	London	OHL	64	39	48	87	14	1	3	33	71	21	11	21	32	26
2013-14	London	OHL	61	34	59	93	11	3	6	24	90	9	4	6	10	8
2014-15	London	OHL	57	32	70	102	12	2	6	24	66	9	5	4	9	16
FRANCHISE & NHL TOTALS			0	0	0	0	0	0	0	0	0	-	-	-	-	-

CAREER HIGHLIGHTS			FIRSTS	
MOST GOALS/GAME: None	MOST SHOTS/GAME: None	LONGEST POINT STREAK: None	FIRST COYOTES GAME: None	FIRST NHL GAME: None
MOST ASSISTS/GAME: None	LONGEST GOAL STREAK: None	CAREER HAT TRICKS: None	FIRST COYOTES GOAL: None	FIRST NHL GOAL: None
MOST POINTS/GAME: None	LONGEST ASSIST STREAK: None	MULTIPLE POINT GAMES: None	FIRST COYOTES ASSIST: None	FIRST NHL ASSIST: None
MOST PIM/GAME: None				



17 STEVE DOWNIE

DRAFTED: Philadelphia's 1st choice (1st round, 29th overall) in the 2005 Entry Draft
ACQUIRED: Signed as a free agent July 1, 2015

2014-15 HIGHLIGHTS

Posted 14-14-28 and led the NHL with 238 PIM in 72 games...Had 108 hits...Recorded eight multi-point games...Had a goal and an assist vs. EDM, Mar. 12...Scored twice vs. TBL, Jan. 2...Dished out two assists vs. FLA, Dec. 20...Scored a goal and had an assist vs. TBL, Dec. 15...Had 1-1-2 at NYR, Dec. 8...Posted 1-1-2 and was a plus-3 at MTL, Nov. 18...Recorded 1-1-2 and was a plus-3 at WPG, Nov. 6...Scored a goal and had an assist vs. NJD, Oct. 28...**2015 Playoffs:** Recorded two assists in five games of the ECQF against NYR.

2013-14 HIGHLIGHTS

Played in 51 games with PHI and recorded 3-14-17 and 70 PIM after being acquired from COL on Oct. 31 in exchange for Maxime Talbot...Recorded 1-6-7 and 36 PIM with COL before the trade...Posted three multi-point games...Scored a goal vs. WSH, Mar. 5...Had a goal and an assist at DET, Dec. 4...Had at least one point (0-6-6) in five of six games from Nov. 12-23...Scored a goal and had an assist in the season opener vs. ANA, Oct. 2.

2012-13 HIGHLIGHTS

Played in two games and had one assist after suffering a season-ending injury in the second contest of the season.

2011-12 HIGHLIGHTS

Collected 2-11-13 and was a +9 in 20 games with COL after being acquired from Tampa Bay on Feb. 21...Combined between the Lightning and Avalanche, Downie recorded 14-27-41 and 137 PIM in 75 games...His 27 assists were a career high...Had 12 multi-point games...Registered 12-16-28 with a team high 121 PIM in 55 games for the Lightning...Made his Avalanche debut on Feb. 22 vs. LAK...Tallied seven points (2g/5a) in his first four games with COL, equaling the most points ever scored by a player in his first four games with the Avalanche (Theo Fleury, March of 1999)...Set a TBL record for quickest two goals by one player (0:11) on Feb. 12 at PIT...Recorded a career-high three assists on Mar. 6 vs. MIN...Appeared in his 200th NHL game on Oct. 10 at WSH...Registered his first career three-point game on Dec. 31 vs. CAR.

2010-11 HIGHLIGHTS

Led TBL in plus/minus rating (+8) and penalty minutes (171) while appearing in 57 games...His 171 PIM ranked 10th in the NHL...Recorded 10 goals and 22 assists...Posted four multi-point games...**2011 Playoffs:** Helped the Lightning reach the Eastern Conference Finals by tallying 14 points (2g/12a) in 17 playoff games...His 14 points ranked fourth on the team, while his 12 assists were second...Ranked first on the Lightning in plus/minus (+7) and penalty minutes (40) during the postseason...Finished with seven points (1g/6a) in six games during the first round series against PIT...His six assists tied a franchise playoff record for most helpers in a single series...Recorded a career playoff high three points (1g/2a), which included scoring the game winner for his first career postseason goal, in Game 6 of the ECQF vs. Pittsburgh on April 25.

2009-10 HIGHLIGHTS

Set career highs in games played (79), goals (22), points (46) and penalty minutes (208)...Became the first NHL player to record at least 20 goals and 200 penalty minutes in a single season since Theo Fleury with the Rangers in 2001-02...Finished third in the league in PIM and tied for fourth in shooting percentage (19.0%)...Led Tampa Bay with a +14 plus/minus rating and was second on the club in hits with 140...Had seven multi-point games...Compiled a career-high 10-game point streak from Feb. 2 to March 6 (5g/8a).

2008-09 HIGHLIGHTS

Appeared in 29 combined NHL games between TBL and PHI, six with the Flyers and 23 with the Lightning...Recorded three goals and three assists, all with Tampa Bay...Began the year with the Flyers, appearing in four contests before being reassigned to the Philadelphia Phantoms (AHL) on Oct. 20...Was recalled by the Flyers twice more before being traded to the Lightning on Nov. 7...Was assigned to Norfolk (AHL) following the trade...Recalled by Tampa Bay on three occasions, Nov. 27-Dec. 12, Jan. 14-21 and Jan. 26-Feb. 21...Named to the Canadian AHL All-Star Team but did not play due to his NHL recall...In 27 combined AHL games, Downie had 33 points (9g/24a) and 130 penalty minutes.

2007-08 HIGHLIGHTS

Appeared in 32 games for PHI during his rookie season, tallying 12 points (6g/6a) with 73 penalty minutes...Also dressed in 21 games for the Philadelphia Phantoms (AHL)...Picked up his first two career assists on Jan. 10 at NYR...Scored a goal for his first NHL point on Jan. 5 at TOR...Made his NHL debut on Dec. 5 at MIN...**2008 Playoffs:** Saw his first NHL playoff action, appearing in six postseason games for the Flyers (0g/1a)...Recorded his first playoff point with an assist in Game 1 of the ECSF at MTL on April 24...Made his Stanley Cup Playoff debut in Game 7 of the first round series at WSH on April 22.

2006-07 HIGHLIGHTS

Recorded 92 points (35g/57a) in just 45 games between Kitchener and Peterborough during his final OHL campaign...Served as Peterborough's team captain prior to being traded to Kitchener on Jan. 8...Named to the OHL Western Conference All-Star Team...Named OHL Player of the Month for November...Skated in nine postseason games with Kitchener, where he led the Rangers with 22 points (8g/14a)...His 2.44 points-per-game average led all OHL scorers during the postseason...Following the OHL playoffs, made his professional debut with Philadelphia (AHL) in the Phantoms' final game of the season on April 15.

2005-06 HIGHLIGHTS

Helped Peterborough to the OHL championship with 21 points (6g/15a) in 19 playoff games...Began the year with Windsor before being traded to Peterborough on Nov. 9.

Career vs. NHL

TEAM	GP	G	A	PTS	PIM
ANA	9	1	7	8	34
ARI	9	2	3	5	13
BOS	16	2	7	9	32
BUF	21	5	4	9	52
CGY	8	0	4	4	6
CAR	22	6	6	12	29
CHI	8	2	0	2	19
COL	10	1	1	2	9
CBJ	13	2	1	3	41
DAL	9	1	2	3	4
DET	9	3	3	6	30
EDM	6	1	1	2	13
FLA	20	3	7	10	56
LAK	9	0	0	0	25
MIN	10	2	5	7	18
MTL	16	2	6	8	25
NSH	9	0	2	2	21
NJD	21	4	4	8	32
NYI	24	3	5	8	56
NYR	18	4	8	12	41
OTT	15	0	5	5	55
PHI	17	4	7	11	50
PIT	20	6	4	10	58
SJS	10	1	4	5	14
STL	4	2	0	2	0
TBL	7	4	1	5	16
TOR	14	2	3	5	57
VAN	7	1	2	3	10
WSH	26	3	6	9	112
WPG	21	6	9	15	76
TOTALS	408	73	117	190	1004

2004-05 HIGHLIGHTS

Recorded 73 points (21g/52a) in 61 games with Windsor (OHL)...Led the Spitfires in assists.

2003-04 HIGHLIGHTS

Made his major junior debut with Windsor.

INTERNATIONAL CAREER

2010: Represented Canada at the IIHF World Championship in Germany, recording a pair of goals with a team-high 28 penalty minutes in seven games...**2007:** Recorded 3-3-6 in six games and won a goal medal with Canada at the World Junior Championships in Sweden...**2006:** Scored two goals and had four assists in six games of the World Junior Championships in British Columbia on the way to helping Canada win a gold medal.

PERSONAL

Nickname is "Downs"...His favorite players growing up were Shane Doan and Wendel Clark...His favorite music is Zac Brown Band...Enjoys golf and tennis...Steve and his wife Cindy have two children: John and Madison.

CAREER RECORD

SEASON	TEAM	LEAGUE	GP	REGULAR SEASON								PLAYOFFS				
				G	A	PTS	PP	SH	GW	+/-	PIM	GP	G	A	PTS	PIM
2003-04	Windsor	OHL	49	7	9	16	3	0	-	-5	90	4	0	1	1	27
2004-05	Windsor	OHL	61	21	52	73	9	0	-	1	179	11	4	5	9	49
2005-06	Windsor	OHL	1	3	0	3	2	0	-	0	4	-	-	-	-	-
	Peterborough	OHL	34	16	34	50	7	0	-	4	109	19	6	15	21	38
2006-07	Peterborough	OHL	28	23	36	59	9	3	-	13	92	-	-	-	-	-
	Kitchener	OHL	17	12	21	33	6	1	-	10	32	9	8	14	22	15
	Philadelphia	AHL	1	0	0	0	0	0	0	-1	0	-	-	-	-	-
2007-08	Philadelphia	NHL	32	6	6	12	0	1	1	2	73	6	0	1	1	10
	Philadelphia	AHL	21	5	12	17	8	1	0	8	114	-	-	-	-	-
2008-09	Philadelphia	NHL	6	0	0	0	0	0	0	-4	11	-	-	-	-	-
	Tampa Bay	NHL	23	3	3	6	0	0	1	2	54	-	-	-	-	-
	Philadelphia	AHL	4	1	7	8	0	0	1	3	23	-	-	-	-	-
	Norfolk	AHL	23	8	17	25	2	1	1	5	107	-	-	-	-	-
2009-10	Tampa Bay	NHL	79	22	24	46	7	0	1	14	208	-	-	-	-	-
2010-11	Tampa Bay	NHL	57	10	22	32	2	0	1	8	171	17	2	12	14	40
2011-12	Tampa Bay	NHL	55	12	16	28	2	0	1	-15	121	-	-	-	-	-
	Colorado	NHL	20	2	11	13	0	0	1	9	16	-	-	-	-	-
2012-13	Colorado	NHL	2	0	1	1	0	0	0	1	6	-	-	-	-	-
2013-14	Colorado	NHL	11	1	6	7	1	0	1	4	36	-	-	-	-	-
	Philadelphia	NHL	51	3	14	17	2	0	0	-3	70	-	-	-	-	-
2014-15	Pittsburgh	NHL	72	14	14	28	3	0	2	2	238	5	0	2	2	4
NHL TOTALS			408	73	117	190	17	1	9	20	1004	28	2	15	17	54

2014-15 REAL TIME STATS

Hits: 108

PIM: 238

Shots: 104

CAREER HIGHLIGHTS

MOST GOALS/GAME:
2 – 3 times (last 1/2/15 vs. TBL)%

MOST ASSISTS/GAME:
3 – 3/6/12 vs. MIN#

MOST POINTS/GAME:
3 – 3 times (last 3/6/12 vs. MIN)#

MOST PIM/GAME:
29 – 12/13/14 at CBJ%

MOST SHOTS/GAME:
7 – 2/13/10 at NYI^

LONGEST GOAL STREAK:
3 games – 4 times
(last 2/11/10-2/14/10)^

LONGEST ASSIST STREAK:
4 games – 5 times
(2/2/10-2/10/10)^

LONGEST POINT STREAK:
10 games – 2/2/10-3/6/10^

CAREER HAT TRICKS:
None

MULTIPLE POINT GAMES:
36 – last 3/12/15 vs. EDM%

FIRSTS

FIRST COYOTES GAME:
None

FIRST COYOTES GOAL:
None

FIRST COYOTES ASSIST:
None

FIRST NHL GAME:
12/7/07 at COL*

FIRST NHL GOAL:
1/5/08 at TOR*

FIRST NHL ASSIST:
1/10/08 at NYR*

*w/PHI, ^w/TBL, #w/COL, %w/PIT



10 ANTHONY DUCLAIR

Right Wing

5'11" • 186

Shoots: Left

Born: August 26, 1995

Pointe-Claire, QC

Age: 20

Career vs. NHL

TEAM	GP	G	A	PTS	PIM
ANA	0	0	0	0	0
ARI	-	-	-	-	-
BOS	0	0	0	0	0
BUF	0	0	0	0	0
CGY	0	0	0	0	0
CAR	1	0	0	0	0
CHI	0	0	0	0	0
COL	0	0	0	0	0
CBJ	1	0	2	2	0
DAL	0	0	0	0	0
DET	1	0	0	0	0
EDM	1	0	0	0	0
FLA	0	0	0	0	0
LAK	0	0	0	0	0
MIN	1	1	0	1	0
MTL	2	0	2	2	2
NSH	0	0	0	0	0
NJD	0	0	0	0	0
NYI	1	0	1	1	0
NYR	0	0	0	0	0
OTT	0	0	0	0	0
PHI	3	0	0	0	0
PIT	0	0	0	0	0
SJS	0	0	0	0	0
STL	2	0	1	1	0
TBL	2	0	0	0	0
TOR	2	0	0	0	0
VAN	0	0	0	0	0
WSH	0	0	0	0	0
WPG	1	0	0	0	2
TOTALS	18	1	6	7	4

DRAFTED: N.Y. Rangers' 3rd choice (3rd round, 80th overall) in the 2013 Entry Draft

ACQUIRED: From N.Y. Rangers with John Moore, 2nd round draft choice in 2015 and 1st round draft choice in 2016 in exchange for Keith Yandle, Chris Summers and 4th round draft choice in 2016 on March 1, 2015

2014-15 HIGHLIGHTS

Played in 18 games with NYR in his first NHL season...Recorded 1-6-7 and a plus-4 rating...Acquired by the Coyotes with John Moore, a 2nd round draft choice in 2015 and a 1st round draft choice in 2016 in exchange for Keith Yandle, Chris Summers and a 4th round draft choice in 2016 on March 1, 2015...Scored his first NHL goal vs. MIN, Oct. 27...Recorded his first NHL assist and had 0-2-2 at CBJ, Oct. 11...Made the Rangers out of training camp and had 11:12 TOI in his NHL debut at STL, Oct. 9...Played in 26 games with Quebec (QMJHL) and posted 15-19-34...Recorded 8-18-26 in 22 postseason games with the Remparts.

2013-14 HIGHLIGHTS

Recorded 50-49-99 for Quebec (QMJHL) to rank sixth in the league in scoring...Ranked third in the league in goals, seventh in PPGs (15) and seventh in GWGs (7)...Registered at least one point in 45 of 59 regular season games and had 30 multi-point games...Named a QMJHL First Team All-Star...Recorded seven points (2-5-7) vs. Halifax, Jan. 30...Scored a hat trick at Gatineau, Jan. 23...Had a hat trick vs. Gatineau, Dec. 13...Scored four goals vs. Charlottetown, Oct. 26.

2012-13 HIGHLIGHTS

Recorded 20-30-50 in 55 games with Quebec (QMJHL)...Ranked fourth on the team in scoring and tied for fourth in goals...Played in 11 postseason games with the Remparts and recorded 3-5-8 and a plus-12 rating.

2011-12 HIGHLIGHTS

Posted 31-35-66 and a plus-38 rating in 63 games with Quebec (QMJHL)...Ranked second on the team in goals and third in scoring...Posted 3-5-8 in 11 postseason games.

INTERNATIONAL

2015: Won a gold medal with Team Canada at the World Junior Championships in Toronto...Posted 4-4-8 and a plus-11 in seven games...**2013:** Won a gold medal with Team Canada at the U18 Ivan Hlinka Memorial Tournament in the Czech Republic where he totaled 1-1-2 in five games.

PERSONAL

Nickname is "Duke"...Favorite player growing up was Saku Koivu...Other favorites include: Drake (band) and "Straight Outta Compton" (movie)...Enjoys watching movies and shopping.

Won a goal medal with Team Canada at the 2015 IIHF World Junior Championships in Toronto and contributed 4-4-8 in seven games.

CAREER RECORD

SEASON	TEAM	LEAGUE	GP	REGULAR SEASON								GP	PLAYOFFS			
				G	A	PTS	PP	SH	GW	+/-	PIM		G	A	PTS	PIM
2011-12	Quebec	QMJHL	63	31	35	66	4	0	4	38	50	11	3	5	8	8
2012-13	Quebec	QMJHL	55	20	30	50	3	0	3	23	22	11	3	5	8	12
2013-14	Quebec	QMJHL	59	50	49	99	15	3	7	19	56	-	-	-	-	-
2014-15	NY Rangers	NHL	18	1	6	7	0	0	0	4	4	-	-	-	-	-
	Quebec	QMJHL	26	15	19	34	3	3	1	3	24	22	8	18	26	18
NHL TOTALS			18	1	6	7	0	0	0	4	4	-	-	-	-	-

2014-15 REAL TIME STATS

Shots: 18

Hits: 6

Takeaways: 5

CAREER HIGHLIGHTS

MOST GOALS/GAME:
1 – 10/27/14 vs. MIN*

MOST SHOTS/GAME:
3 – 3 times (last 10/25/14 vs. TOR)*

LONGEST POINT STREAK:
2 games – 10/25/15-10/27/15*

MOST ASSISTS/GAME:
2 – 10/11/14 at CBJ*

LONGEST GOAL STREAK:
None

CAREER HAT TRICKS:
None

MOST POINTS/GAME:
2 – 10/11/14 at CBJ*

LONGEST ASSIST STREAK:
None

MULTIPLE POINT GAMES:
1 – 10/11/14 at CBJ*

MOST PIM/GAME:
2 – 2 times (last 11/1/14 vs. WPG)*

FIRSTS

FIRST COYOTES GAME:
None

FIRST NHL GAME:
10/9/14 at STL*

FIRST COYOTES GOAL:
None

FIRST NHL GOAL:
10/27/14 vs. MIN*

FIRST COYOTES ASSIST:
None

FIRST NHL ASSIST:
10/11/14 at CBJ*

*w/NYR



23 OLIVER EKMAN-LARSSON

DRAFTED: Phoenix's 1st choice (1st round, 6th overall) in the 2009 Entry Draft

2014-15 HIGHLIGHTS

Led the team in scoring with 23-20-43 in 82 games on his way to being named team MVP...Only Coyote to play in all 82 games...Tied Phil Housley's franchise record for goals by a defenseman in a season...Led ARI and all NHL defensemen in goals, game-winning goals (7) and power-play goals (10)...Matched the NHL record for GWGs in a season by a defenseman...Ranked tied for second in the NHL in OT goals (3)...Established a NHL record for most goals in a season by a Swedish-born defenseman...Led the team and ranked second among NHL defensemen in shots (264)...Led the team and ranked 10th among NHL defensemen in TOI/G (25:12)...Led the team in SH TOI (21:30), PP TOI (31:35) and Sft/G (29.6)...Had six multi-point games...Collected 2-1-3 vs. SJS, Apr. 4...Posted 1-1-2 at BUF, Mar. 26...Collected two assists at DET, Mar. 24...Scored his 20th goal of the season vs. VAN, Mar. 22...Scored twice vs. COL, Mar. 19...Scored a goal at COL, Feb. 16...Collected two assists at CHI, Feb. 9...Scored a goal vs. DET, Feb. 7...Scored the GWG on the PP at CBJ, Feb. 3...Had a goal at MTL, Feb. 1...Scored a SHG at TOR, Jan. 29...Notched a goal at WPG, Jan. 18...Recorded the GWG on the PP vs. WPG, Jan. 8...Had a PPG vs. CBJ, Jan. 3...Scored the GWG on the PP vs. PHI, Dec. 29...Recorded a PPG at VAN, Dec. 22...Notched the GWG vs. EDM, Dec. 16...Collected 1-1-2 vs. MIN, Dec. 13...Scored a goal in back-to-back games at EDM, Dec. 1 and at CGY, Dec. 2...Had a goal vs. WSH, Nov. 18...Recorded the GWG on the PP vs. FLA, Oct. 25...Had the GWG on the PP vs. LAK, Oct. 11.

2013-14 HIGHLIGHTS

Established career highs in goals (15), assists (29), points (44), power-play goals (8), game-winning goals (6) and penalty minutes (50) in 80 games...Ranked fifth among NHL defensemen in goals and 14th in points...Ranked tied for first among NHL defensemen in GWGs and tied for third in PPGs...Led the team in TOI/game (25:53) and ranked sixth among all NHL defensemen...Led the team in shifts/game (29.4), ranked first in SH/TOI and was second in PP/TOI...Ranked third on the team in shots (199) and had six multi-point games...Scored a goal at CBJ, Apr. 8...Posted 1-1-2 vs. EDM, Apr. 4...Scored a PPG at NYR, Mar. 24...Scored a PPG vs. BOS, Mar. 22...Scored a goal at FLA, Mar. 11...Recorded 1-1-2 and his 100th career point vs. MTL, Mar. 6...Had 2 assists at COL, Feb. 28...Scored a goal at WPG, Feb. 27...Scored two goals, including the game winner, vs. LAK, Jan. 28...Skated in a career-high 34:57 of ice time at VAN, Jan. 26...Scored a goal at WPG, Jan. 13 and at STL, Jan. 14...Recorded a point in four straight games (1-4-5) from Nov. 6-14...Recorded 1-2-3 vs. EDM, Oct. 26...Scored the GWG at PHI, Oct. 11...Notched a goal at SJS, Oct. 5.

2012-13 HIGHLIGHTS

Recorded 3-21-24 in 48 games to rank fifth on the team and second among defensemen in scoring...Had a plus-5 rating and 26 PIM...Led the team in assists (21), TOI/game (25:05) and shifts/game (28.7)...Ranked fourth on the team in shots (101), fifth in takeaways (21) and sixth in hits (73)...Led the team in SH TOI/game (3:00) and PP TOI/game (3:40)...Had six multi-point games...Tallied two assists vs. COL, Apr. 6...Recorded two assists vs. ANA, Mar. 4...Skated in a season-high 30:16 at VAN, Feb. 26...Registered two assists and was a plus-3 vs. CGY, Feb. 18...Scored a goal at COL, Feb. 11...Collected two assists at DAL, Feb. 1...Posted two goals 2-1-3 with a plus-3 rating and matched a season-high with six shots vs. CBJ, Jan. 23.

2011-12 HIGHLIGHTS

Posted career highs in goals (13), assists (19), points (32) and games (82)...One of six Coyotes to play in all 82 games...First on the team in shifts/game (26.2) and second in TOI/G (22:06)...Ranked second on the team in blocked shots (92) and third in hits (140)...Scored his 13th goal (GWG) vs. ANA, Mar. 31...Skated in a career high 31:01 of ice time at DAL, Mar. 20...Three-game goal streak (3-2-5) from Mar. 12-15...Scored a PPG and had an assist in a 5-4 win at VAN, Mar. 14...Posted 1-1-2 and a plus-3 at NSH, Mar. 12...Scored a goal at EDM, Feb. 25...Blocked a career high six shots vs. SJS, Feb. 4...Recorded 0-2-2 at CBJ, Jan. 13...Recorded 1-1-2 vs. NYI, Jan. 7...Recorded 1-1-2 vs. EDM, Dec. 15...Scored the GDG at CHI, Dec. 5...Notched 1-1-2 vs. ANA, Nov. 23...Scored a goal at TOR, Nov. 15...Recorded the first two-goal game of his career vs. WPG, Oct. 15...Scored his second career NHL goal at SJS, Oct. 8...**2012 Playoffs:** Recorded 1-3-4 in 16 postseason games...Led the team in TOI/G (25:46) and was second in shifts/game (32.2)...Played in all five games of the WCF against LAK...Appeared in all five games of the WCSF against NSH...Had an assist in Game 1 vs. NSH, Apr. 27...Recorded 1-2-3 in all six games of the WCQF against CHI...Scored his first career postseason goal (GWG), while collecting his first multi-point game (1-1-2) in Game 6 at CHI, Apr. 23...Made his Stanley Cup Playoff debut in Game 1 of the WCQF vs. CHI, Apr. 12; skating in a postseason career high 31:14 of ice time.

2010-11 HIGHLIGHTS

In his first professional season, appeared in 48 games with Phoenix, recording 1-10-11...Also played in 15 games with San Antonio (AHL), collecting 3-7-10...Collected an assist at SJS, Feb. 1...Recorded career high five hits vs. LAK, Jan. 22...Netted first career NHL goal vs. SJS, Jan. 17...Posted a three-game point streak (1-2-3) from Jan. 13-17...Collected an assist vs. BUF, Jan. 8...Recorded an assist vs. MIN, Dec. 9; after being recalled from San Antonio (AHL) earlier in the day...Recorded his first NHL point (assist) against CAR on Oct. 23, 2010...Skated 23:47 in season-opening win against the Bruins...Made his NHL debut vs. BOS, Oct. 9.

2009-10 HIGHLIGHTS

Played in 42 games for Leksand in Sweden's second-highest professional league, recording 9-18-27 and 98 PIM...Ranked second on the team and tied for seventh in the league in points by a defenseman...Led all players under the age of 19 in league scoring...Collected 2-4-6 in 10 playoff games.

2008-09 HIGHLIGHTS

Played in 39 games for Leksand (Sweden-2), collecting 3-14-17 and 32 PIM...Led the league in plus/minus with a plus-44 rating...Led all players under the age of 18 in scoring for the season (no other 17-year-old scored more than six points on the season)...Tallied 2-2-4 in eight playoff games.

2007-08 HIGHLIGHTS

Played in 27 games for Tingsryd of the Swedish junior league (Sweden-3), recording 3-5-8 and 10 PIM...Helped Smaland win Sweden's national tournament, TV-Pucken...Recorded 4-3-7 in eight games and was named the tournament's best defenseman.

Career vs. NHL

TEAM	GP	G	A	PTS	PIM
ANA	24	2	10	12	12
ARI	-	-	-	-	-
BOS	7	1	1	2	0
BUF	6	1	2	3	0
CGY	17	2	8	10	12
CAR	6	0	2	2	4
CHI	14	0	4	4	10
COL	15	4	6	10	4
CBJ	13	5	3	8	10
DAL	18	1	4	5	4
DET	14	1	4	5	8
EDM	19	6	6	12	0
FLA	5	2	3	5	0
LAK	24	3	4	7	8
MIN	15	1	4	5	4
MTL	6	2	2	4	8
NSH	16	1	6	7	10
NJD	6	0	0	0	2
NYI	6	1	3	4	4
NYR	6	1	3	4	2
OTT	6	0	2	2	10
PHI	6	2	1	3	4
PIT	7	0	2	2	6
SJS	23	5	5	10	10
STL	15	2	4	6	6
TBL	7	0	2	2	8
TOR	6	2	1	3	6
VAN	19	3	4	7	10
WSH	5	1	2	3	0
WPG	9	6	1	7	10
TOTALS	340	55	99	154	172

INTERNATIONAL CAREER

2015: Recorded 2-10-12 in eight games and was a plus-4 with Sweden at the IIHF World Championship in the Czech Republic... **2014:** Won a silver medal with Sweden at the Olympics in Sochi, Russia... Collected 0-3-3 in six games... **2011:** Won a silver medal at the IIHF World Championship in Slovakia... Recorded 1-3-4 and a plus-5 rating in seven games... Averaged 17:19 of ice time per game and took 24 shots... **2010:** Won a bronze medal at both the IIHF World Junior Championship in Saskatoon and Saskatchewan and IIHF World Championship in Germany... Registered 2-3-5 with 12 PIM and a plus-5 rating in six games at the WJC... Tied for the team lead in points by defenseman... Ranked tied for sixth in scoring among all defensemen in the tournament... Selected as one of Sweden's top three players for the tournament by opposing coaches... Collected 1-2-3 and a plus-3 rating in nine games in the IIHF World Championship... Recorded 20:02 TOI in the bronze medal game vs. Germany... **2009:** Represented Team Sweden at the IIHF U-18 World Championship in Fargo, North Dakota and Moorhead, Minnesota, collecting 2-6-8 in six games and helping Sweden to a fifth place finish.

PERSONAL

Favorite player growing up was Nicklas Lidstrom... Spends the summer in Sweden with family and friends... Enjoys playing tennis in his spare time... Favorite movie is "American Pie"... Other favorites include: Abba (band) and "Two and a Half Men" (TV show)... Nicknames are "Ollie" and "Big O"... Most memorable hockey moment was representing Sweden in the 2010 IIHF World Championship... If he weren't a hockey player, he would like to coach hockey.

CAREER STATISTICS

SEASON	TEAM	LEAGUE	GP	REGULAR SEASON								PIM	PLAYOFFS				
				G	A	PTS	PP	SH	GW	+/-			GP	G	A	PTS	PIM
2007-08	Tingsryd	Sweden-3	27	3	5	8	-	-	-	-		10	-	-	-	-	-
2008-09	Leksand	Sweden-2	39	3	14	17	-	-	-	-		32	8	2	2	4	6
2009-10	Leksand	Sweden-2	42	9	18	27	-	-	-	-		98	10	2	4	6	8
2010-11	Phoenix	NHL	48	1	10	11	0	0	0	3		24	-	-	-	-	-
	San Antonio	AHL	15	3	7	10	1	0	0	-3		16	-	-	-	-	-
2011-12	Phoenix	NHL	82	13	19	32	2	1	2	0		32	16	1	3	4	8
2012-13	Portland	AHL	20	7	14	21	3	0	2	5		28	-	-	-	-	-
	Phoenix	NHL	48	3	21	24	0	0	1	5		26	-	-	-	-	-
2013-14	Phoenix	NHL	80	15	29	44	8	0	6	-4		50	-	-	-	-	-
2014-15	Arizona	NHL	82	23	20	43	10	1	7	-18		40	-	-	-	-	-
FRANCHISE & NHL TOTALS			340	55	99	154	20	2	16	-14		172	16	1	3	4	8

2014-15 REAL TIME STATS

Shots: 264

TOI/G: 25:12

Hits: 167

CAREER HIGHLIGHTS

MOST GOALS/GAME:
2 – 5 times (last 4/4/15 vs. SJS)

MOST ASSISTS/GAME:
2 – 10 times (last 3/24/15 at DET)

MOST POINTS/GAME:
3 – 3 times (last 4/4/15 vs. SJS)

MOST PIM/GAME
4 – 11 times (last 2/21/15 vs. TBL)

MOST SHOTS/GAME:
9 – 3/19/15 vs. COL

LONGEST GOAL STREAK:
3 games – 3/12/12-3/15/12

LONGEST ASSIST STREAK:
4 games – 11/6/13-11/14/13

LONGEST POINT STREAK:
4 games – 3 times
(last 3/17/14 – 3/24/14)

MULTIPLE POINT GAMES:
25 (last 4/4/15 vs. SJS)

FIRSTS

FIRST COYOTES GAME:
10/9/10 vs. BOS


FIRST COYOTES GOAL:
1/17/11 vs. SJS

FIRST COYOTES ASSIST:
11/23/10 vs. CAR

FIRST NHL GAME:
10/9/10 vs. BOS

FIRST NHL GOAL:
1/17/11 vs. SJS

FIRST NHL ASSIST:
10/9/10 vs. BOS



45 STEFAN ELLIOTT

Defense

6'1" • 190

Shoots: Right

Born: January 30, 1991

Vancouver, BC

Age: 24

Career vs. NHL

TEAM	GP	G	A	PTS	PIM
ANA	6	1	1	2	0
ARI	4	2	0	2	0
BOS	0	0	0	0	0
BUF	0	0	0	0	0
CGY	2	0	0	0	0
CAR	0	0	0	0	0
CHI	1	0	0	0	0
COL	0	0	0	0	0
CBJ	3	0	1	1	0
DAL	4	0	1	1	4
DET	4	0	0	0	0
EDM	3	1	0	1	0
FLA	1	0	1	1	0
LAK	5	0	2	2	2
MIN	7	0	2	2	2
MTL	0	0	0	0	0
NSH	5	0	0	0	0
NJD	1	1	0	1	0
NYI	0	0	0	0	0
NYR	1	0	0	0	0
OTT	0	0	0	0	0
PHI	1	0	0	0	0
PIT	1	0	0	0	0
SJS	2	1	1	2	0
STL	6	0	2	2	2
TBL	2	0	1	1	0
TOR	0	0	0	0	0
VAN	2	0	0	0	2
WSH	1	0	0	0	0
WPG	1	0	0	0	0
TOTALS	63	6	12	18	12

DRAFTED: Colorado's 3rd choice (2nd round, 49th overall) in the 2009 Entry Draft
ACQUIRED: From Colorado in exchange for Brandon Gormley, Sept. 9, 2015

2014-15 HIGHLIGHTS

Played in five games with COL...Finished tied for first among AHL defensemen with 19 goals and tied for ninth with 40 points in 64 games for Lake Erie...His 19 goals and 40 points, which were both career highs, ranked second on the Monsters...Led the team with 13 power-play goals, tying him for second among league blueliners... Finished first on the Monsters and second among AHL defensemen in game-winning goals (5)...Tied for first among AHL D-men with four short-handed points...Represented the Monsters at the AHL All-Star Classic, helping the Western Conference to a 14-12 victory over the Eastern Conference...Took part in the accuracy shooting contest (4-for-8) and breakaway challenges in the skills competition.

2013-14 HIGHLIGHTS

Spent most of the season with Lake Erie (AHL), where he led all Monsters defensemen with 14 goals in 61 games...Finished third among team defensemen in scoring with 28 points...Led all club defenders and ranked second on the team with 158 shots...Joined the Avalanche for the regular season finale on April 13 at Anaheim, scoring a goal in his only NHL game of the 2013-14 campaign... Was on Colorado's playoff roster but did not dress during the postseason.

2012-13 HIGHLIGHTS

Appeared in 18 games for the Avalanche, tallying a goal and three assists...Skated in 44 games for the Lake Erie Monsters, collecting 13 points...Was recalled by Colorado for the third and final time on April 6...Was originally recalled on Feb. 17 and appeared in five games with the Avalanche before being reassigned on March 7...Recalled again on March 19 and reassigned after two games on March 24.

2011-12 HIGHLIGHTS

Split his first professional season between the Avalanche and Lake Erie Monsters (AHL)...Skated in 39 games for Colorado, tallying 4-9-13 with a plus-2 rating...Was first recalled by Colorado on Nov. 25...Scored the game-winning goal in his NHL debut on Nov. 26 vs. Edmonton, becoming the first defenseman in Avalanche history to score a goal in his first career game...Was the first Avs player to score in his league debut since forward Vaclav Nedorost on Oct. 3, 2001 at Pittsburgh...He also became the first player in Nordiques/Avalanche franchise history to score the game-winning goal in his first career game...Went on to collect points in each of his first three NHL games (2-1-3), the first Avalanche defenseman to ever do that, and the first Colorado player to accomplish the feat since Radim Vrbata in November of 2001...Recorded his first career multi-point game with a pair of assists on March 4 at Minnesota...Dressed in 29 straight games following his recall from Nov. 26 to Jan. 24.

2010-11 HIGHLIGHTS

Was awarded the Bill Hunter Memorial Trophy as the Western Hockey League's Defenseman of the Year...Led all WHL defensemen with 31 goals and tied for first among blue liners with 81 points in 71 games for the Saskatoon Blades...Was the first WHL defenseman to reach the 30-goal mark since 2006-07...Led the entire league in game-winning goals (12) and plus/minus rating (+62)...Was named to the WHL's Eastern Conference First All-Star Team...Helped Saskatoon capture the league's best record during the regular season and went on to tally 3-5-8 in 10 postseason contests...Finished his junior career as the highest-scoring defenseman in Blades history with 241 points (82g/159a) in 282 career games...Signed an entry-level contract with the Avalanche on March 21 and concluded the season with the Lake Erie Monsters (AHL), recording two assists in five playoff games.

2009-10 HIGHLIGHTS

Led all WHL defensemen with 26 goals while appearing in 72 games for the Saskatoon Blades...Finished tied for fourth among league blueliners in scoring with 26-39-65...Shared the team lead and finished seventh overall in the WHL with a +41 plus/minus rating...Named Saskatoon's team MVP...Represented Team WHL at the 2009 Subway Super Series...Led all Saskatoon blueliners with 3-5-8 in 10 playoff games.

2008-09 HIGHLIGHTS

Led all Saskatoon defenders in goals (16), assists (39) and points (55) in 71 games...Tied for sixth among league defensemen in scoring...Took part in the 2009 CHL Top Prospects Game...Became the first-ever Saskatoon Blade to be named the WHL Scholastic Player of the Year.

2007-08 HIGHLIGHTS

Led all Saskatoon defensemen in assists (31) and points (40) while appearing in 67 games during his first full WHL season...Finished second among WHL rookie defensemen in goals (9) and points.

INTERNATIONAL CAREER

2009: Represented Canada at the IIHF World Under-18 Championship in North Dakota and Minnesota, notching two assists in six games...**2008:** Recorded two assists for Team Canada as the squad earned a gold medal at the 2008 Under-18 Ivan Hlinka tournament.

PERSONAL

Nickname is "Elly"...Favorite player growing up was Peter Naslund...His favorite movie is "The Shawshank Redemption"...Enjoys golf and basketball.

Tied for the AHL lead in goals by a defenseman (19) with Lake Erie last season.

CAREER RECORD

SEASON	TEAM	LEAGUE	GP	REGULAR SEASON								PLAYOFFS				
				G	A	PTS	PP	SH	GW	+/-	PIM	GP	G	A	PTS	PIM
2007-08	Saskatoon	WHL	67	9	31	40	5	0	-	-18	17	-	-	-	-	-
2008-09	Saskatoon	WHL	71	16	39	55	8	0	-	20	26	7	1	3	4	4
2009-10	Saskatoon	WHL	72	26	39	65	6	0	-	41	24	10	3	5	8	4
2010-11	Saskatoon	WHL	71	31	50	81	9	2	-	62	14	10	3	5	8	0
	Lake Erie	AHL	0	0	0	0	0	0	0	0	0	5	0	2	2	0
2011-12	Colorado	NHL	39	4	9	13	0	0	1	2	8	-	-	-	-	-
	Lake Erie	AHL	30	5	9	14	1	0	2	5	4	-	-	-	-	-
2012-13	Colorado	NHL	18	1	3	4	0	0	0	-3	2	-	-	-	-	-
	Lake Erie	AHL	44	5	8	13	2	0	1	-10	6	-	-	-	-	-
2013-14	Colorado	NHL	1	1	0	1	0	0	0	0	0	-	-	-	-	-
	Lake Erie	AHL	61	14	14	28	4	0	1	-16	14	-	-	-	-	-
2014-15	Colorado	NHL	5	0	0	0	0	0	0	-2	2	-	-	-	-	-
	Lake Erie	AHL	64	19	21	40	13	1	5	-9	22	-	-	-	-	-
NHL TOTALS			63	6	12	18	0	0	1	-3	12	-	-	-	-	-

2014-15 REAL TIME STATS

Shots: 10

Blocked Shots: 5

TOI/G: 13:56

CAREER HIGHLIGHTS

MOST GOALS/GAME:
1 – 6 times (last 4/13/14 at ANA)*

MOST SHOTS/GAME:
6 – 1/16/12 at PHX*

LONGEST POINT STREAK:
3 games – 11/26/11-11/30/11*

MOST ASSISTS/GAME:
2 – 3/4/12 at MIN*

LONGEST GOAL STREAK:
None

CAREER HAT TRICKS:
None

MOST POINTS/GAME:
2 – 3/4/12 at MIN*

LONGEST ASSIST STREAK:
None

MULTIPLE POINT GAMES:
1 – 3/4/12 at MIN*

MOST PIM/GAME:
4 – 1/14/12 at DAL*

FIRSTS

FIRST COYOTES GAME:
None

FIRST NHL GAME:
11/26/11 vs. EDM*


FIRST COYOTES GOAL:
None

FIRST NHL GOAL:
11/26/11 vs. EDM*

FIRST COYOTES ASSIST:
None

FIRST NHL ASSIST:
11/28/11 vs. DAL*

*w/COL



15 BOYD GORDON

Center

6'0" • 200

Shoots: Right

Born: October 19, 1983

Unity, Saskatchewan

Age: 31

Career vs. NHL

TEAM	GP	G	A	PTS	PIM
ANA	22	2	2	4	2
ARI	14	0	1	1	2
BOS	23	2	4	6	2
BUF	21	4	1	5	4
CGY	19	1	5	6	4
CAR	33	1	4	5	10
CHI	17	3	0	3	4
COL	12	3	4	7	2
CBJ	16	1	3	4	4
DAL	20	1	2	3	11
DET	16	1	3	4	8
EDM	10	2	4	6	2
FLA	34	1	5	6	6
LAK	21	1	5	6	0
MIN	15	2	3	5	2
MTL	22	1	2	3	0
NSH	17	0	3	3	4
NJD	22	0	5	5	6
NYI	21	1	3	4	0
NYR	22	3	3	6	12
OTT	26	2	5	7	8
PHI	27	0	5	5	10
PIT	23	2	3	5	2
SJS	24	3	4	7	4
STL	19	1	3	4	0
TBL	32	5	8	13	6
TOR	24	3	2	5	6
VAN	18	2	2	4	4
WSH	5	1	1	2	0
WPG	33	4	8	12	12
TOTALS	628	53	103	156	137

DRAFTED: Washington's 1st choice (1st round, 17th overall) in the 2002 Entry Draft
ACQUIRED: From Edmonton in exchange for Lauri Korpikoski, June 30, 2015

2014-15 HIGHLIGHTS

Played in 68 games with EDM and recorded 6-7-13 and 17 PIM...Led the team in FO% (55.9%)...Ranked 11th in the NHL in FO%...Ranked second on the team in SH TOI/G (2:24)...Led all EDM forwards in blocked shots (80)...Scored a goal vs. MIN, Jan. 27...Won 12-of-13 (92%) of his face-offs vs. FLA, Jan. 11...Had a goal at SJS, Dec. 18...Notched a SHG at DAL, Nov. 25...Scored a goal vs. VAN, Nov. 19...Won 17-of-22 (77%) of his face-offs at NSH, Nov. 11...Scored a goal in back-to-back games Nov. 6 and 7 at BOS and BUF.

2013-14 HIGHLIGHTS

Skated in 74 games with the Oilers and posted 8-13-21 and 20 PIM...Led the team in FO% (56.5%)...Ranked eighth in the NHL in FO%...Led all EDM forwards in blocked shots (89)...Ranked second on the team in SH TOI (206:00)...Notched a shorthanded goal at CHI, Jan. 12...Had a goal in back-to-back games Jan. 3 and 5 at ANA and vs. TBL...Won 19-of-26 (73%) of his face-offs at PHX, Dec. 31...Recorded two assists at CGY, Dec. 27...Had a goal and an assist at CGY, Nov. 16...Dished out three assists at FLA, Nov. 13...Scored goals in back-to-back games at TOR and at WSH, Oct. 12 and 14...Started the season with a three-game point streak (2-1-3).

2012-13 HIGHLIGHTS

Played in all 48 games for ARI and recorded 4-10-14 and eight PIM...Ranked second on the team and eighth in the NHL in FO%...Led all Coyotes forwards in blocked shots (44)...Finished second on the team in SH TOI (137:07)...Posted 1-1-2 at EDM, Apr. 10...Had a goal vs. COL, Apr. 6...Notched a goal at SJS, Mar. 30...Scored 1-1-2 at MIN, Mar. 27...Won 12-of-16 (75%) of his face-offs and had an assist vs. CGY, Feb. 18.

2011-12 HIGHLIGHTS

Played a career high 75 games and posted 8-15-23 with a plus-9 rating...His eight goals were a career high...Led the team in face-off percentage and ranked eighth in the NHL (56.8%)...Led all PHX forwards with 86 blocked shots...Led the team in shorthanded TOI (216:21)...Collected an assist at MIN, Apr. 7...Won 13 of 18 (72%) face-offs at STL, Apr. 6...Scored the GWG vs. CBJ, Apr. 3...Won 10 of 12 (83%) face-offs at SJS, Mar. 24...Scored a SHG vs. DET, Feb. 6...Collected 0-2-2 vs. SJS, Feb. 4...Netted his first career two-goal game and had a career-high eight shots vs. COL, Jan. 16...Won 18 of 20 (90%) face-offs at DET, Jan. 12...Played in his 400th career NHL game at DET, Jan. 12...Collected an assist and won 13 of 18 (72%) face-offs vs. NYR, Dec. 17...Collected an assist at WSH, Nov. 21...Had a three-game point streak (2-2-4) from Nov. 5-12...Recorded 1-1-2 and the GWG vs. EDM, Nov. 5...Scored his first goal with PHX at ANA, Oct. 23...Recorded assists in back-to-back games at NSH, Oct. 13 and vs. WPG Oct. 15...Won 15 of 20 (75%) face-offs at NSH, Oct. 13...**2012 Playoffs:** Recorded two assists in 16 postseason games...Led the team in postseason face-off percentage and ranked ninth in NHL (59.3%)...Led the team in postseason shorthanded TOI (65:03)...Won 18 of 21 draws vs. LAK in Game 5 of WCF, May 22...Won 54 of 88 (61%) face-offs in the WCSF against NSH...Collected two assists in six games of the WCQF against CHI...Collected an assist and won 15 of 22 (68%) face-offs in Game 4 at CHI, Apr. 19.

2010-11 HIGHLIGHTS

Recorded 3-6-9 in 60 games with WSH...Led the team in face-off percentage (58%)...Scored a shorthanded goal vs. CHI, Mar. 13...Registered a goal at FLA, Mar. 6...Netted a goal at STL, Dec. 1...2011 Playoffs: Played in all nine playoff games for the Capitals...Won 69% of his postseason face-offs.

2009-10 HIGHLIGHTS

Limited to only 36 games because of injury...Recorded 4-6-10...Team went undefeated (4-0-0) when he scored a goal and 8-1-1 when he registered a point...Led the team in face-off percentage (61%), which would have led the league had he taken enough draws to qualify...Third on the team averaging 2:39 of shorthanded TOI/game...Posted five points (2-3-5) in the third period, including one goal and two assists in the last 10 minutes of the game...Took a season-high five shots and scored a goal at BUF, March 10...Registered points (2-1-3) in three straight games from Feb. 2-5...Had a goal vs. OTT, Jan. 7 and an assist at ATL, Jan. 9...**2010 Playoffs:** Collected two points, both shorthanded, in the ECQF vs. MTL...Won 68-percent of his draws...Scored a goal in a 5-1 win in Game 3 at MTL, Apr. 19.

2008-09 HIGHLIGHTS

Recorded 5-9-14 in 63 games...Finished third on the team in face-off percentage (56%)...Averaged 3:39 of shorthanded ice time per game, third on the team...Established a new career high with two GWGs...Netted four of his five goals in the third period...Finished tied for fourth on the team with five game-winning assists...Caps went 12-0-1 when he recorded a point and 5-0-0 when he scored a goal...Missed the last 10 games of the season due to injury...Had a goal and an assist vs. OTT, Jan. 1...Scored a shorthanded goal at BUF, Dec. 30...**2009 Playoffs:** Played in all 14 Stanley Cup playoff games and had three assists...Collected an assist and was a plus-1 in Game 4 vs. PIT in ECSF...Had an assist and was a plus-1 in Game 5 and Game 6 in the ECQF series vs. NYR.

2007-08 HIGHLIGHTS

Matched career high with seven goals in 67 games...Finished ninth in the NHL in face-off percentage (56%)...Averaged 4:00 of penalty killing ice time per game, third among NHL forwards...Tied for seventh on the team with a plus-5 rating...Had 12 points (5-7-12) and a plus-6 rating in 45 games after returning from an injury on Dec. 27 at PIT...Played in his 200th NHL game at TBL, Mar. 27...Posted points in three straight games (1-2-3) from Jan. 5-13...Recorded a goal, an assist and a plus-2 rating vs. OTT, Jan. 1...**2008 Playoffs:** Played in all seven ECQF games against PHI.

2006-07 HIGHLIGHTS

Established career highs in games (71), goals (7), assists (22) and points (29) in his first full NHL season...His plus-10 rating led the team and was the best by a Capital since 2002-03...Ranked fifth on the team in points, fifth in assists and tied for seventh in goals...Recorded two goals and four assists while shorthanded, ranking fourth in the NHL in shorthanded points and tied for second in shorthanded assists...Finished fourth on the team in home scoring with 19 points (5g-14a)...Team was 6-1-0 when he scored a goal and 15-5-4 when he recorded a point...20 of his 29 points (5-15-20) after Jan. 1...Led Caps forwards (second on the team) with 3:58 of shorthanded ice time per game...Led the team in face-off percentage (52%), face-offs (1,214) and face-off wins (632)...Posted a goal and an assist and was a plus-2 at ATL, Apr. 4...Had goals in back-to-back games for the first time in his career vs. TOR, Mar. 16 and vs. TBL, Mar. 18...Scored four of his seven goals in the last 11 games of the season (4-3-7)...Notched his first career two-assist game at NJD, Feb. 24...Posted 1-1-2 vs. LAK, Feb. 8...Posted an assist and was a plus-2 in a season-high 22:44 of ice time vs. NYI, Feb. 4...Played in his 100th NHL game on vs. PHI, Jan. 9...Was a plus-7, without a minus game, in a 16-game stretch from Nov. 28-Dec. 30...Posted his second career multi-point game (1-1-2) and was a plus-2 vs. NYR, Nov. 11.

2005-06 HIGHLIGHTS

Played 104 total regular season and playoff games for Washington and Hershey (AHL), tied with Brooks Laich for the most in the organization...Had five stints with Washington, totaling 25 games...Averaged 5:06 of penalty killing time per game with the Capitals, second-best in the NHL...Had 16-22-38 in 58 regular season games for Hershey...Ranked third among the Bears with a plus-9 rating...Played all 21 playoff games for the Bears in their run to the Calder Cup...Scored the only goal in Game 1 of Hershey's first round playoff series against Norfolk.

2004-05 HIGHLIGHTS

The only player to appear in all 80 games for Portland (AHL)...Tied for third on the team in scoring with 39 points...Ranked third on the team in assists (22) and tied for third in goals (17)...Tied for second on the team with seven power-play goals...Scored the game-tying and game-winning goals against Bridgeport, Dec. 18.

2003-04 HIGHLIGHTS

Appeared in 41 games for the Caps, tallying one goal and five assists, and 43 games for Portland, scoring five goals and 17 assists...Started the season with Washington, making his NHL debut vs. NYI on Oct. 9, recording an assist...Scored his first NHL goal and added an assist vs. ATL, Oct. 11...Sent to Portland on Jan. 10...Recalled by the Capitals for one game on Mar. 16 and reassigned to Portland...In seven playoff games for Portland, registered two goals and an assist.

2002-03 HIGHLIGHTS

Tallied 33 goals and 48 assists in 56 games with Red Deer (WHL)...Ranked second on the team in goals, assists and points (81)...Helped Red Deer to the WHL finals, recording eight goals and 12 assists in 23 playoff games...Led the team in playoff goals and tied for the lead in points (20) while ranking third in assists.

2001-02 HIGHLIGHTS

Played in 66 games for Red Deer and recorded 22 goals and 29 assists...In 23 playoff games, tallied 10 goals and 12 assists...Ranked third on the team in playoff goals and tied for first in playoff assists, tying for second in playoff points.

2000-01 HIGHLIGHTS

Played in all 72 games for Red Deer, scoring 12 goals and adding 27 assists...In 22 playoff games, notched three goals and six assists as Red Deer won the WHL playoff title and captured the Memorial Cup.

INTERNATIONAL CAREER

2003: Represented Canada in the 2003 IIHF World Junior Championship, earning a silver medal.

PERSONAL

Nickname is "Gordo"...Favorite player growing up was Jeremy Roenick...Other favorites include: Stone Temple Pilots (band) and "Gladiator" (movie)...Enjoys backgammon and scrabble.

CAREER RECORD

SEASON	TEAM	LEAGUE	GP	REGULAR SEASON								PLAYOFFS				
				G	A	PTS	PP	SH	GW	+/-	PIM	GP	G	A	PTS	PIM
1999-00	Red Deer	WHL	66	10	26	36	-	-	-	5	24	4	0	1	1	2
2000-01	Red Deer	WHL	72	12	27	39	-	-	-	22	39	22	3	6	9	2
2001-02	Red Deer	WHL	66	22	29	51	-	-	-	20	19	23	10	12	22	8
2002-03	Red Deer	WHL	56	33	48	81	-	-	-	37	28	23	8	12	20	14
2003-04	Washington	NHL	41	1	5	6	0	0	0	-9	8	-	-	-	-	-
	Portland	AHL	43	5	17	22	0	0	2	-1	16	7	2	1	3	0
2004-05	Portland	AHL	80	17	22	39	7	1	3	-20	35	-	-	-	-	-
2005-06	Washington	NHL	25	0	1	1	0	0	0	-4	4	-	-	-	-	-
	Hershey	AHL	58	16	22	38	7	2	2	9	23	21	3	5	8	10
2006-07	Washington	NHL	71	7	22	29	0	2	0	10	14	-	-	-	-	-
2007-08	Washington	NHL	67	7	9	16	0	1	0	5	12	7	0	0	0	0
2008-09	Washington	NHL	63	5	9	14	0	1	2	-4	16	14	0	3	3	4
2009-10	Washington	NHL	36	4	6	10	0	0	0	4	12	6	1	1	2	0
	Hershey	AHL	2	0	2	2	0	0	0	2	0	-	-	-	-	-
2010-11	Washington	NHL	60	3	6	9	0	1	1	-5	16	9	0	0	0	6
2011-12	Phoenix	NHL	75	8	15	23	0	1	2	9	10	16	0	2	2	6
2012-13	Phoenix	NHL	48	4	10	14	0	0	0	0	8	-	-	-	-	-
2013-14	Edmonton	NHL	74	8	13	21	-15	1	1	1	20	-	-	-	-	-
2014-15	Edmonton	NHL	68	6	7	13	-5	1	1	1	17	-	-	-	-	-
FRANCHISE TOTALS			123	12	25	37	0	1	2	9	18	16	0	2	2	6
NHL TOTALS			628	53	103	156	-14	2	8	7	137	52	1	6	7	16

2014-15 REAL TIME STATS

Blocked Shots: 80

FO%: 55.9

SH TOI/G: 2:24

CAREER HIGHLIGHTS

MOST GOALS/GAME:
2 – 1/16/12 vs. COL^

MOST ASSISTS/GAME:
3 – 11/15/13 at FLA^

MOST POINTS/GAME:
3 – 11/15/13 at FLA^

MOST PIM/GAME:
7 – 12/21/14 vs. DAL^

MOST SHOTS/GAME:
6 – 4/10/13 at EDM+

LONGEST GOAL STREAK:
2 games – 7 times
(last 11/6/14-11/7/14)^

LONGEST ASSIST STREAK:
2 games – 12 times
(11/16/13-11/19/13)^

LONGEST POINT STREAK:
3 games – 4 times
(10/1/13-10/7/13)+

CAREER HAT TRICKS:
None

MULTIPLE POINT GAMES:
18 – last 12/27/13 at CGY^

FIRSTS

FIRST COYOTES GAME:
10/8/11 at SJS

FIRST COYOTES GOAL:
1/23/11 at ANA


FIRST COYOTES ASSIST:
1/13/11 at NSH

FIRST NHL GAME:
10/9/03 vs. NYI*

FIRST NHL GOAL:
10/11/03 vs. ATL*

FIRST NHL ASSIST:
10/9/03 vs. NYI*

*w/WSH, ^w/EDM, +w/ARI



2 NICKLAS GROSSMANN

Defense

6'4" • 230

Shoots: Left

Born: January 22, 1985

Stockholm, Sweden

Age: 30

Career vs. NHL

TEAM	GP	G	A	PTS	PIM
ANA	30	0	3	3	21
ARI	26	0	2	2	6
BOS	10	0	0	0	8
BUF	11	0	1	1	4
CGY	18	1	5	6	14
CAR	15	1	3	4	14
CHI	19	0	2	2	8
COL	20	0	0	0	19
CBJ	26	0	5	5	4
DAL	4	0	0	0	0
DET	25	3	1	4	14
EDM	22	0	5	5	20
FLA	16	0	4	4	7
LAK	30	0	2	2	8
MIN	23	1	4	5	12
MTL	11	0	1	1	4
NSH	18	0	3	3	14
NJD	21	1	2	3	18
NYI	15	0	7	7	10
NYR	17	1	2	3	12
OTT	12	0	2	2	4
PHI	6	0	1	1	0
PIT	18	1	2	3	10
SJS	30	0	5	5	22
STL	20	0	1	1	12
TBL	12	0	0	0	8
TOR	14	1	1	2	0
VAN	18	0	2	2	4
WSH	15	0	0	0	9
WPG	9	0	3	3	2
TOTALS	531	10	69	79	288

DRAFTED: Dallas' 3rd choice (2nd round, 56th overall) in the 2004 Entry Draft

ACQUIRED: From Philadelphia with the contract of Chris Pronger in exchange for Sam Gagner and a conditional 4th round draft choice in 2016 or a 4th round draft choice in the 2017 Entry Draft, June 27, 2015

2014-15 HIGHLIGHTS

Played in 68 games with PHI and posted 5-9-14 and 32 PIM...His 89 blocked shots ranked fourth on the team...Scored a goal vs. DET, Mar. 14...Had a goal at CAR, Feb. 24...Notched a goal at TOR, Dec. 20...Scored at NYR, Nov. 29...Scored a goal vs. DET, Oct. 25.

2013-14 HIGHLIGHTS

Appeared in 78 games, his most since playing 81 for DAL in 2008-09...Posted a career-high 13 assists and 14 points...Recorded six hits and six blocked shots on Jan. 28 vs. DET...Tallied two assists on Jan. 7 at NJD, giving him just his second career multi-point game... Played his 400th game in the NHL on Nov. 7 vs. NJD... Recorded a three-game point streak from Oct. 24 -29 (three assists).

2012-13 HIGHLIGHTS

Skated in 30 games and recorded 1-3-4 and 21 PIM...Missed the final 18 games of the season with an injury...Finished the season with 82 blocked shots, which ranked third in the league at the time of his injury... Blocked seven shots against WSH on Feb. 27... Recorded seven hits in a game on two occasions, on March 9 at BOS and Feb. 23 vs. WPG...Recorded his first goal as a Flyer on Feb. 20 vs. PIT.

2011-12 HIGHLIGHTS

Recorded five assists in 52 games with DAL and had six assists in 22 games with PHI...Had 148 hits on the season...Notched two assists on Feb. 25 at CGY...Posted his first point as a Flyer on Feb. 21 at WPG (assist)...Made his Flyers debut on Feb. 18 vs. PIT...Led Dallas with 100 blocked shots at the time of the trade...Played in his 300th career NHL game on Nov. 25 vs. TOR...**2011 Playoffs:** Appeared in 9 playoff games for PHI...Recorded one assist and eight PIM.

2010-11 HIGHLIGHTS

Appeared in 59 games with DAL, recording 1-9-10...Had 35 PIM and was a plus-7 for the season...Ranked fifth on the team in hits (161) and blocks (78).

2009-10 HIGHLIGHTS

Appeared in 71 games with DAL...Tallied 7 assists and 32 PIM...Ranked fourth on the team in blocked shots (100) and had 150 hits.

2008-09 HIGHLIGHTS

Played in 81 games and posted 2-10-12 and 51 PIM...Ranked fourth on the team in hits (178) and third in blocked shots (100).

2007-08 HIGHLIGHTS

Played in 62 games with DAL after starting the season in Iowa (AHL)...Recorded seven assists and 22 PIM along with a plus-10 rating...**2008 Playoffs:** Appeared in 18 games and posted 1-1-2 and a plus-3 rating.

INTERNATIONAL CAREER

2010: Won a bronze medal with Sweden at the IIHF World Championships in Germany...Appeared in five games...**2009:** Won a bronze medal with Sweden at the IIHF World Championships in Switzerland...Recorded one assist in nine games...**2005:** Played in five games for Sweden at the World Junior Championships in North Dakota and Minnesota.

PERSONAL

Nickname is "Grossy"...Favorite player growing up was Scott Stevens...Favorite band is Mumford and Sons...Enjoys fishing and being outdoors...His wife's name is Rita.

Has averaged 115 blocked shots per season over the last three years.

CAREER RECORD

SEASON	TEAM	LEAGUE	GP	REGULAR SEASON								PIM	PLAYOFFS				
				G	A	PTS	PP	SH	GW	+/-			GP	G	A	PTS	PIM
2004-05	Sodertalje	Sweden-2	31	0	2	2	-	-	-	-		14	9	0	0	0	0
2005-06	Iowa	AHL	61	2	3	5	0	0	0	10		49	7	0	1	1	4
2006-07	Dallas	NHL	8	0	0	0	0	0	0	4		-1	-	-	-	-	-
	Iowa	AHL	67	2	8	10	1	0	0	7		40	8	0	0	0	10
2007-08	Dallas	NHL	62	0	7	7	0	0	0	10		22	18	1	1	2	6
	Iowa	AHL	10	0	0	0	0	0	0	1		10	-	-	-	-	-
2008-09	Dallas	NHL	81	2	10	12	0	0	1	-8		51	-	-	-	-	-
2009-10	Dallas	NHL	71	0	7	7	0	0	0	-3		32	-	-	-	-	-
2010-11	Dallas	NHL	59	1	9	10	0	0	0	7		35	-	-	-	-	-
2011-12	Dallas	NHL	52	0	5	5	0	0	0	0		26	-	-	-	-	-
	Philadelphia	NHL	22	0	6	6	0	0	0	5		10	9	0	1	1	8
2012-13	Philadelphia	NHL	30	1	3	4	0	0	0	-1		21	-	-	-	-	-
	Sodertalje	Sweden-2	4	0	1	1	-	-	-	-		4	-	-	-	-	-
2013-14	Philadelphia	NHL	78	1	13	14	0	0	0	-6		55	4	0	0	0	2
2014-15	Philadelphia	NHL	68	5	9	14	0	0	0	8		32	-	-	-	-	-
NHL TOTALS			531	10	69	79	0	0	1	11		288	31	1	2	3	16

2014-15 REAL TIME STATS

Hits: 132

Blocked Shots: 89

Shots: 43

CAREER HIGHLIGHTS

MOST GOALS/GAME:
1 – 10 times (last 3/14/15 vs. DET)^

MOST ASSISTS/GAME:
2 – 2 times (last 1/7/14 at NJD)^

MOST POINTS/GAME:
2 – 2 times (last 1/7/14 at NJD)^

MOST PIM/GAME:
9 – 11/16/10 vs. ANA*

MOST SHOTS/GAME:
4 – 5 times (last 3/2/14 at WSH)^

LONGEST GOAL STREAK:
None

LONGEST ASSIST STREAK:
3 – 2 times
(last 10/24/09-10/29/09)^

LONGEST POINT STREAK:
3 – 2 times
(last 10/24/09-10/29/09)^

CAREER HAT TRICKS:
None

MULTIPLE POINT GAMES:
2 – 2 times (last 1/7/14 at NJD)^

FIRSTS

FIRST COYOTES GAME:
None

FIRST COYOTES GOAL:
None

FIRST COYOTES ASSIST:
None

FIRST NHL GAME:
12/2/06 vs. MIN*

FIRST NHL GOAL:
1/12/09 vs. DET*

FIRST NHL ASSIST:
12/3/07 at CBJ*

*w/DAL, ^w/PHI

11 MARTIN HANZAL

DRAFTED: Phoenix's 1st choice (1st round, 17th overall) in the 2005 Entry Draft

2014-15 HIGHLIGHTS

Recorded 8-16-24 in 37 games in his fourth season as an alternate captain...Missed 45 games with an injury...Won 56.5% of his face-offs...Ranked second on the team with three game-winning goals...Third among Coyotes forwards in TOI/G (17.44)...Had four multi-point games...Scored a goal at TOR, Jan. 29...Tallied 1-3-4 vs. CBJ, Jan. 3...Matched a career high with three assists at EDM, Dec. 23...Scored a goal at LAK, Dec. 20...Notched his second career hat trick (3-0-3) at VAN, Nov. 14...According to Elias, Hanzal's natural hat trick was the sixth in Coyotes history and the first since Radim Vrbata had one on Oct. 3, 2013...Recorded an assist at WSH, Nov. 2...Won 67% (8-for-12) of his face-offs at CAR, Nov. 1...Scored a PPG at FLA, Oct. 30...Had two assists vs. EDM, Oct. 15...Scored a goal in the season opener vs. WPG, Oct. 9.

2013-14 HIGHLIGHTS

Posted a career-high 40 points (15-25-40) in 65 games in his third season as an alternate captain...Ranked first on the team with 200 hits and led the team with 73 penalty minutes...Won 54.5% of his face-offs...Ranked fourth among Coyotes' forwards in TOI/G (18:40) and was fourth on the team in shots (169)...Had six multi-point games, five PPGs and two GWGs...Missed 15 games due to injury...Scored the game winner and had an assist vs. NJD, Jan. 18...Recorded 1-1-2 vs. ANA, Jan. 11...Posted 1-1-2 vs. CGY, Jan. 7...Scored a goal at ANA, Dec. 28...Scored a goal at BUF, Dec. 23...Had a goal at TOR, Dec. 19...Won 81% (13-for-16) of his face-offs at MTL, Dec. 17...Scored a goal vs. CHI, Nov. 30...Notched a goal vs. COL, Nov. 21...Matched a career high for points (4) and assists (3) in a game vs. TBL, Nov. 16...Won 75% (15-for-20) of his face-offs at CHI, Nov. 14...Had an assist in three straight games from Nov. 5-9...Netted a goal vs. EDM, Oct. 26...Scored twice at LAK, Oct. 13...Recorded the GWG vs. DET, Oct. 19...Had a point in three straight games (1-2-3) from Oct. 8-11...Posted two assists in the season opener vs. NYR, Oct. 3.

2012-13 HIGHLIGHTS

Ranked sixth on the team in scoring with 11-12-23 in 39 games in his second year as an alternate captain...Led all Coyotes forwards in TOI/G (18:32)...Ranked second on the team in power-play goals (4), second in hits (100), second in takeaways (24) and fifth on the team in shots (93)...Had six multi-point games...Missed nine games with injuries...Recorded two assists at ANA, Apr. 27...Registered a goal and an assist vs. DET, Apr. 4 and vs. COL, Apr. 6...Posted 1-2-3 at NSH, Mar. 28...Scored a PPG vs. DET, Mar. 25...Tallied 2-1-3, including the GWG vs. CBJ, Feb. 16...Posted a four-game point streak (4-1-5) from Feb. 1-7...Scored a PPG vs. CHI, Feb. 7...Scored a goal vs. MIN, Feb. 4...Netted two goals at DAL, Feb. 1...Scored a goal in the home opener on Jan. 20 vs. CHI.

2011-12 HIGHLIGHTS

Recorded 8-26-34 and a career-best plus-12 rating in 64 games in his first season as an alternate captain...Led the team in hits (239) and won 52-percent of his face-offs...Was third on the team in takeaways (41) and fifth in plus/minus (plus-12)...Posted eight multi-point games...Notched an assist and had a career high seven shots in a 2-0 win vs. SJS, Mar. 29...Recorded 10 hits vs. STL, Mar. 25...Won 18 of 24 face-offs (75%) vs. CGY, Mar. 1...Collected 0-2-2 at EDM, Feb. 25...Matched a career high for assists (3) vs. LAK, Feb. 21...Won 11 of 14 face-offs (79%) at LAK, Feb. 16...Netted two goals, including the GWG vs. DET, Feb. 6...Recorded 1-1-2 vs. SJS, Feb. 4...Won 16 of 20 face-offs (80%) vs. ANA, Jan. 31...Missed 12 games with an injury (12/26-1/18)...Recorded 12 hits vs. NYR, Dec. 17...Collected 0-2-2 vs. EDM, Dec. 15...Won 18 of 24 face-offs (75%) vs. VAN, Nov. 25...Played in his 300th career game vs. MTL, Nov. 10...Collected 0-2-2 vs. LAK, Oct. 29...Recorded 1-1-2, including the GWG vs. NJD, Oct. 27...Scored two goals at ANA, Oct. 23...**2012 Playoffs:** Posted 3-3-6, two GWGs and a plus-2 rating in 12 playoff games...Second on the team in postseason hits (57) and penalty minutes (29)...Played in four of five games in the WCF against LAK and had a PPG...Recorded 2-2-4 in the WCSF against NSH...Scored the GWG in Game 5 vs. NSH, May 7...Appeared in three games of the WCQF against CHI...Scored the OT GWG in Game 1 of the WCQF vs. CHI, Apr. 12.

2010-11 HIGHLIGHTS

Appeared in 61 games for PHX, recording 16-10-26 and 54 penalty minutes...Registered a career high in goals (16)...Third on the team in GWGs (5) and PPGs (7)...Was second on the team in hits (147)...Led all Coyotes forwards in average TOI/G (19:30)...Won 50-percent of his face-offs...Recorded four multi-point games...Missed 10 games with an injury (3/8-4/6)...Set new career high in goals (12) with a tally vs. WSH, Feb. 14...Scored a goal at LAK, Jan. 20...Collected 0-2-2 at CBJ, Jan. 11...Scored a season-high two goals vs. EDM, Nov. 23...Scored the GWG (both on the PP) in consecutive games at CGY, Nov. 19 and vs. STL, Nov. 13...Won a combined 23 of 31 (74%) of his face-offs in games at DET, Nov. 8 and vs. PIT, Nov. 6...Registered 0-2-2 vs. NSH, Nov. 3 (first game back from injury)...Missed six games with an injury (10/18-11/2)...Recorded 100th career NHL point (goal) vs. DET on Oct. 16...**2011 Playoffs:** Posted 1-2-3 and eight penalty minutes in four games in the WCQF vs. DET...Scored his first career Stanley Cup Playoff goal in Game 4 vs. DET, Apr. 20...Had an assist in Game 1 and Game 2 at DET on Apr. 13 and 16.

2009-10 HIGHLIGHTS

Recorded 11-22-33 and 104 penalty minutes in 81 games...Set career highs in games played and penalty minutes...Ranked second on the team with 104 penalty minutes...Tied a career high by scoring his 11th goal of the season in win at FLA, Mar. 18...Scored two goals in win at CAR, Mar. 13...Collected 1-1-2 at MIN, Feb. 11...Recorded 2-2-4 in three-game span from Feb. 8-12...Picked up two assists in win vs. MIN, Jan. 16...Registered a career high five-game point streak (2-3-5) from Dec. 21-29...Tied career-high with three assists at TOR, Dec. 16...Collected a goal and an assist in win vs. CHI, Nov. 5...Scored his first goal of the season at CBJ, Oct. 28...Logged a career high 24:26 TOI in 1-0 SO win at SJS, Oct. 12...**2010 Playoffs:** Appeared in all seven playoff games, recording three assists...Notched two assists in Game 3 victory at DET, Apr. 18...Collected an assist in Game 2 vs. DET, Apr. 16, for his first career playoff point.

2008-09 HIGHLIGHTS

Played in 74 games for PHX, recording 11-20-31 and 40 penalty minutes...Set career highs in goals (11), games played (74) and penalty minutes (40)...Led the Coyotes in face-off attempts (1,078), face-off wins (521) and SHGs (2)...Finished with six multi-point games...Registered a four-game point streak (1-3-4) from Mar. 21-30...Collected two assists and was plus-3 at LAK, Feb. 21...Notched two assists at CGY, Jan. 17...Tallied his ninth goal of the season on Dec. 22 at EDM to set new career high...Scored two goals and recorded a plus-3 rating in a win at DAL, Dec. 10...Recorded his first NHL hat trick vs. TOR, Dec. 4, setting a franchise record for fastest hat trick from the start of a game (20:27)...Notched a season-high six shots on goal vs. FLA, Nov. 8...Recorded an assist in season-opening win vs. CBJ, Oct. 11.

2007-08 HIGHLIGHTS

Appeared in 72 games for PHX during his rookie season...Finished with 8-27-35 and 28 penalty minutes...Ranked sixth on the team in points (35) and assists (27)...Also ranked second on the team in face-off wins (470) and tied for fourth in GWGs (3)...Among all NHL rookies, ranked fourth in face-off wins (470), eighth in power-play assists (11) and power-play points (12), tied for eighth in assists (27) and ninth in points (35)...Scored the GWG at DAL, Apr. 4...Recorded his first career OT goal in 5-4 win vs. SJS, Mar. 25...Recorded a season-high four-game assist streak (0-5-5) from Mar. 8 to Mar. 15...Collected two assists vs. VAN, Mar. 13...Missed eight games due to an injury (2/5-2/19)...Finished with a goal and an assist vs. CBJ, Jan. 17...Collected 1-1-2 vs. CHI, Jan. 3...Registered a season-high 20:51 TOI vs. COL, Dec. 31...Tallied a season-high four points on a SHG and three assists at NJD, Dec. 15...Collected two assists at LAK, Dec. 8...Notched a three-game point streak (1-6-7) from Dec. 8 to Dec. 15...Scored his first NHL goal, the GWG and added an assist vs. NSH, Oct. 11...Made his NHL debut and recorded his first NHL point (assist) vs. STL, Oct. 4.

Center

6'6" • 226

Shoots: Left

Born: Feb. 20, 1987

Pisek, Czech Republic

Age: 28

Career vs. NHL

TEAM	GP	G	A	PTS	PIM
ANA	39	6	13	19	22
ARI	-	-	-	-	-
BOS	7	0	0	0	2
BUF	9	1	2	3	27
CGY	23	2	9	11	22
CAR	7	2	1	3	14
CHI	25	6	3	9	23
COL	24	3	5	8	33
CBJ	21	6	13	19	27
DAL	36	6	8	14	42
DET	23	11	8	19	10
EDM	27	6	14	20	12
FLA	6	3	2	5	4
LAK	33	8	14	22	25
MIN	26	2	6	8	18
MTL	5	0	0	0	4
NSH	21	2	9	11	10
NJD	6	3	5	8	6
NYI	7	2	1	3	10
NYR	8	1	2	3	11
OTT	6	0	3	3	6
PHI	10	1	4	5	4
PIT	8	0	4	4	8
SJS	37	2	6	8	23
STL	24	1	5	6	14
TBL	7	2	4	6	4
TOR	8	5	5	10	6
VAN	24	3	7	10	28
WSH	6	1	3	4	0
WPG	10	3	2	5	2
TOTALS	493	88	158	246	417

2006-07 HIGHLIGHTS

Appeared in 60 games with Red Deer (WHL)...Recorded 26-59-85 and 94 PIM...Named WHL Eastern Conference Second Team All-Star...Led team in points (85), assists (59), game-winning goals (7), plus/minus (plus-13) and ranked third in goals (26) and tied for fifth in penalty minutes (94)...Led all WHL rookies in scoring and ranked tied for fifth overall...Ranked tied for fourth in the league and first among rookies in game-winning goals...Had a 10-game point streak (6-11-17) from Oct. 7 to Nov. 1...Led Red Deer in playoff scoring with 2-7-9 in six games while adding 19 penalty minutes...Scored a goal in each of last three games of regular season...Collected four assists at Lethbridge, Mar. 11...Registered five points with a goal and four assists vs. Regina, Dec. 9...Compiled nine-game point streak from Nov. 10-Dec. 1 while recording 3-10-13...Posted a goal and four assists at Spokane, Nov. 25...Compiled 10-game point streak from Oct. 7-Nov. 1, collecting 6-11-17...Registered 7-13-20 in 11 games during month of October...Posted four points with goal and three assists at Regina, Oct. 1.

2005-06 HIGHLIGHTS

Played in 19 games for Ceske Budejovice in the Czech league...Recorded an assist and 10 penalty minutes...Scored two goals in five games with Mlada Boleslav (Czech-2)...Notched 3-5-8 and 20 PIM in seven games with Ceske Budejovice (Czech Jr.)...Made his North American hockey debut, playing 19 games with Omaha of the USHL...Finished with 4-15-19 and 30 PIM...Added a goal in five playoff games.

2004-05 HIGHLIGHTS

Played in 37 games with Ceske Budejovice (Czech-Jr.), recording 22-22-44 and 80 PIM...Had 1-2-3 in two playoff games...Appeared in 15 contests for Ceske Budejovice (Czech-2)...Had a goal and two assists...Went scoreless in six postseason games.

2003-04 HIGHLIGHTS

Played two games with the Ceske Budejovice Under-17 team, recording a pair of assists...Also scored a goal while appearing in two playoff games...Played in 53 games for Ceske Budejovice Jr...Finished with 15-7-22 and 32 PIM.

2002-03 HIGHLIGHTS

Spent the season with Ceske Budejovice Under-17...Recorded 24-30-54 and 28 PIM in 47 games...Had 1-3-4 and 25 PIM in seven playoff games.

INTERNATIONAL CAREER

2014: Represented the Czech Republic at the Olympics in Sochi, Russia...Had one assist in four games...**2013:** Posted 1-3-4 and a plus-4 rating in eight games for the Czech Republic at the IIHF World Championships in Stockholm, Sweden and Helsinki, Finland...**2008:** Collected three assists in six games for the Czech Republic at the IIHF World Championship in Halifax, Nova Scotia and Quebec City...**2007:** Represented the Czech Republic at the IIHF World Junior Championship in Sweden...Finished with 2-1-3 in six games...**2006:** Registered two assists in six games for the Czech Republic at IIHF World Junior Championship in British Columbia...**2005:** Posted 4-3-2 and was a plus-7 in seven games at the IIHF U-18 World Championship in the Czech Republic...Was named to the tournament All-Star Team.

PERSONAL

Being drafted is his most memorable hockey moment...Hobbies include golf, fishing, soccer and tennis...Favorite actor is Ashton Kutcher and his favorite movie is "Never Back Down"...Favorite TV show is "Entourage"...Likes Czech food...Favorite vacation spot is Spain...Enjoys playing poker...Works with the Boys & Girls Club...Martin and his wife, Lenka, have a son Martin Jr. and a daughter Natalia...They reside in Scottsdale.

CAREER STATISTICS

SEASON	TEAM	LEAGUE	GP	REGULAR SEASON								PIM	PLAYOFFS				
				G	A	PTS	PP	SH	GW	+/-			GP	G	A	PTS	PIM
2002-03	C. Budejovice U-18	Czech U18	47	24	30	54	-	-	-	-		28	7	1	3	4	25
2003-04	C. Budejovice U-18	Czech U18	2	0	2	2	-	-	-	1		2	2	1	0	1	4
	C. Budejovice U-20	Czech U20	53	15	7	22	-	-	-	4		32	-	-	-	-	-
2004-05	C. Budejovice U-20	Czech U20	37	22	22	44	-	-	-	7		80	2	1	2	3	2
	C. Budejovice	Czech-2	15	1	2	3	-	-	-	8		2	6	0	0	0	6
2005-06	C. Budejovice U-20	Czech U20	7	3	5	8	-	-	-	2		20	-	-	-	-	-
	C. Budejovice	Czech	19	0	1	1	-	-	-	-3		10	-	-	-	-	-
	Mlada Boleslav	Czech-2	5	2	0	2	-	-	-	-		0	-	-	-	-	-
	Omaha	USHL	19	4	15	19	2	0	0	12		30	5	1	0	1	4
2006-07	Red Deer	WHL	60	26	59	85	10	2	7	13		94	6	2	7	9	19
2007-08	Phoenix	NHL	72	8	27	35	1	1	3	-7		28	-	-	-	-	-
2008-09	Phoenix	NHL	74	11	20	31	0	2	2	-4		40	-	-	-	-	-
2009-10	Phoenix	NHL	81	11	22	33	2	0	0	0		104	7	0	3	3	10
2010-11	Phoenix	NHL	61	16	10	26	7	0	5	4		54	4	1	2	3	8
2011-12	Phoenix	NHL	64	8	26	34	3	0	2	12		63	12	3	3	6	29
2012-13	C. Budejovice	Czech	18	8	11	19	-	-	-	3		73	-	-	-	-	-
	Phoenix	NHL	39	11	12	23	4	0	2	2		24	-	-	-	-	-
2013-14	Phoenix	NHL	65	15	25	40	5	0	2	-9		73	-	-	-	-	-
2014-15	Arizona	NHL	37	8	16	24	1	0	3	-1		31	-	-	-	-	-
FRANCHISE & NHL TOTALS			493	88	158	246	23	3	19	-3		417	23	4	8	12	47

2014-15 REAL TIME STATS**FO%: 56.5****Hits: 105****PP TOI/G: 2:05****CAREER HIGHLIGHTS****MOST GOALS/GAME:**
3 – 2 times (last 11/14/14 at VAN)**MOST SHOTS/GAME:**
8 – 3/4/13 vs. ANA**LONGEST POINT STREAK:**
5 games (12/21/09-12/29/09)**MOST ASSISTS/GAME:**
3 – 6 times (last 1/3/15 vs. CBJ)**LONGEST GOAL STREAK:**
2 – 13 times
(last 10/24/13-10/26/13)**CAREER HAT TRICKS:**
2 – last 11/14/14 at VAN**MOST POINTS/GAME:**
4 – 3 times (last 1/3/15 vs. CBJ)**LONGEST ASSIST STREAK:**
4 games (4/4/13-4/6/13)**MULTIPLE POINT GAMES:**
41 – (last 1/3/15 vs. CBJ)**MOST PIM/GAME**
19 – 10/8/09 at BUF**FIRSTS****FIRST COYOTES GAME:**
10/4/07 vs. STL**FIRST NHL GAME:**
10/4/07 vs. STL**FIRST COYOTES GOAL:**
10/11/07 at NSH**FIRST NHL GOAL:**
10/11/07 at NSH**FIRST COYOTES ASSIST:**
10/4/07 vs. STL**FIRST NHL ASSIST:**
10/4/07 vs. STL



29 ANDERS LINDBACK

DRAFTED: Nashville's 7th choice (7th round, 207th overall) in the 2008 Entry Draft
ACQUIRED: Signed as a free agent July 1, 2015

2014-15 HIGHLIGHTS

Played in 10 games with DAL and posted a 3.71 GAA and a .875 SV% before being traded to BUF on Feb. 11 with a third round pick in exchange for Jhonas Enroth...Appeared in 16 games with the Sabres and had a 2.76 GAA and a .924 SV%...Made a season-high 49 saves in a win vs. CAR on Apr. 6...Made 35 saves in his BUF debut at TBL, Mar. 3...Stopped 36 shots and had an assist in a win vs. OTT, Jan. 13.

2013-14 HIGHLIGHTS

Played in 23 games for TBL and recorded a 2.90 GAA and a .891 SV%...Turned away all 18 shots he faced in a shutout at WSH, Apr. 13 for his third straight win...Stopped 34 of 36 shots on Apr. 10 in a win vs. PHI...Made a season-high 35 saves in a win at PHI, Jan. 11...**2014 Playoffs:** Appeared in four games of the ECQF against MTL.

2012-13 HIGHLIGHTS

Played in 24 games in his first season with the Lightning, compiling a record of 10-10-1 with a 2.90 GAA and a .902 SV%...Notched a record of 7-5-1 on home ice to go along with a 2.62 GAA and .910 SV%...Started seven games during the month of March, posting a 2.03 GAA and a .933 SV%...Recorded a four-game winning streak from 1/25-2/1...Won his Lightning debut on Jan. 19 vs. WSH, recording 27 saves.

2011-12 HIGHLIGHTS

Played in 16 games with NSH, compiling a record of 5-8-0 to go along with a 2.42 GAA and a .912 SV%...Won three of his final four appearances to close out the regular season...Won his first career shootout on Apr. 3 vs. MIN, stopping 25-of-26 shots in a 2-1 win...Won back-to-back games on two occasions during the season...Made his first appearance of the season in a relief effort, making 23 saves on 24 shots on Oct. 20 at VAN.

2010-11 HIGHLIGHTS

Appeared in 22 games with NSH, posting an 11-5-2 record with a 2.60 GAA and .915 SV% with two shutouts...Ranked tied for seventh among rookie goaltenders in wins...Tied for 11th among all goalies in even-strength save percentage (.930)...Made seven consecutive starts from 12/4-12/17, posting a 6-0-1 record, a 1.43 GAA, .949 SV% and a pair of shutouts...Recorded the third-longest home shutout streak in NSH history (157:42) from 12/4-12/15 which included his first two career shutouts in back-to-back games on Dec. 11 vs. FLA and Dec. 13 vs. NYI...Made a season-high 42 saves in a win at TBL, Oct. 24...Made his NHL debut in the third period of the Predators home opener on Oct. 9 vs. ANA...**2011 Playoffs:** Made his NHL playoff debut in Game 4 of the Western Conference Quarterfinals vs. ANA, stopping all 9 shots he faced in 13:14 of playing time.

2009-10 HIGHLIGHTS

Played in 42 games with Timrå, posting a 2.46 GAA and .913 SV%...Ranked fifth in the Swedish Elite League (Elitserien) in SV% and sixth in GAA...Tied for fourth in the Elitserien in shutouts (4)...Ranked fifth in the playoffs in percentage (.910) and sixth in postseason GAA (2.94).

2008-09 HIGHLIGHTS

Spent his first full season in the Swedish Elite League with Brynäs...Ranked seventh in the Elitserien in SV% (.916)...Started three of Brynäs' postseason games, ranking fifth in the league in playoff SV% (.916) and sixth in GAA (2.37).

INTERNATIONAL CAREER

2010: Earned the Bronze Medal with Sweden at the 2010 IIHF World Championships in Germany.

PERSONAL

Nickname is "Lindy"...Favorite player growing up was Dominik Hasek...Other favorites include: Bob Dylan (band) and "Forrest Gump" (movie)...Enjoys fishing.

Career vs. NHL

TEAM	GP	MIN	GA	SOG	SHO	W	L	T/OT	PTS	GAA	SV%
ANA	3	137	6	75	0	1	1	0	.500	2.62	.920
ARI	2	97	3	44	0	1	1	0	.500	1.86	.932
BOS	6	323	13	150	0	1	4	0	.200	2.41	.913
BUF	4	235	12	97	0	1	3	0	.250	3.06	.876
CGY	0	0	0	0	0	0	0	0	.000	0.00	.000
CAR	5	260	14	152	0	2	3	0	.400	3.22	.908
CHI	4	239	16	130	0	1	3	0	.250	4.02	.877
COL	3	122	8	94	0	1	1	0	.500	3.93	.915
CBJ	3	175	10	87	0	0	3	0	.000	3.41	.885
DAL	2	106	6	60	0	0	2	0	.000	3.40	.900
DET	1	60	2	37	0	1	0	0	1.000	2.00	.946
EDM	6	241	11	86	0	2	2	0	.500	2.74	.872
FLA	6	365	16	182	1	5	1	0	.833	2.63	.912
LAK	5	174	9	78	0	1	2	0	.333	3.10	.885
MIN	2	105	3	40	0	1	0	0	1.000	1.71	.925
MTL	1	65	3	34	0	0	0	1	.500	2.77	.912
NSH	2	119	5	62	0	1	1	0	.500	2.52	.919
NJD	5	294	13	116	0	2	3	0	.400	2.65	.888
NYI	4	238	11	128	1	1	3	0	.250	2.77	.914
NYR	4	207	9	102	0	0	3	0	.000	2.61	.912
OTT	4	223	13	136	0	2	2	0	.500	3.51	.904
PHI	8	477	18	230	0	5	3	0	.625	2.26	.922
PIT	5	235	16	121	0	0	3	1	.125	4.09	.868
SJS	3	178	11	91	0	1	2	0	.333	3.69	.879
STL	1	60	3	35	0	1	0	0	1.000	3.00	.914
TBL	2	119	6	80	0	1	1	0	.500	3.02	.925
TOR	5	259	9	119	0	3	0	1	.875	2.08	.924
VAN	2	70	1	43	0	1	0	0	1.000	0.86	.977
WSH	7	397	19	185	1	2	2	2	.500	2.87	.897
WPG	6	358	14	166	0	2	2	2	.500	2.35	.916
TOTALS	111	5938	280	2960	3	40	51	7	.444	2.83	.905

Played in 22 games in his rookie season with Nashville in 2010-11 and posted an 11-5-2 record with a 2.60 GAA and .915 SV%.

CAREER STATISTICS

SEASON	TEAM	LEAGUE	REGULAR SEASON							PLAYOFFS						
			GP	MIN	GA	SO	GAA	SV%	W-L-T-OT	GP	MIN	GA	SO	GAA	SV%	W-L
2008-09	Brynäs IF	Sweden	24	1332	57	1	2.57	.915	-	3	177	6	-	2.37	-	-
2009-10	Timrå IK	Sweden	42	2537	104	3	2.46	.912	-	5	306	7	-	2.94	-	-
2010-11	Nashville	NHL	22	1131	49	2	2.60	.915	11-5-2	1	13	0	0	0.00	1.000	1.000
2011-12	Milwaukee	AHL	4	241	11	0	2.73	.915	2-2-0	-	-	-	-	-	-	-
	Nashville	NHL	16	792	32	0	2.42	.912	5-8-0	-	-	-	-	-	-	-
2012-13	Milwaukee	AHL	2	119	7	0	3.53	.879	1-1-0	-	-	-	-	-	-	-
	Tampa Bay	NHL	24	1304	63	0	2.90	.902	10-10-1	-	-	-	-	-	-	-
2013-14	Tampa Bay	NHL	23	1302	63	1	2.90	.891	8-12-2	4	215	14	0	3.91	.881	0-3
2014-15	Syracuse	AHL	2	117	3	1	1.54	.939	1-1-0	-	-	-	-	-	-	-
	Dallas	NHL	10	517	32	0	3.71	.875	2-8-0	-	-	-	-	-	-	-
	Texas	AHL	7	429	12	0	1.68	.946	4-2-1	-	-	-	-	-	-	-
	Buffalo	NHL	16	891	41	0	2.76	.924	4-8-2	-	-	-	-	-	-	-
NHL TOTALS			111	5938	280	3	2.83	.905	40-51-7	5	228	14	0	3.69	.890	0-3

SHOOTOUT CAREER

Save %: .778

Saves: 21 saves

Goals Against: 6

CAREER HIGHLIGHTS

MOST CONSECUTIVE STARTS:
7 – 12/4/10-12/17/10*

MOST SHOTS FACED/GAME:
52 – 4/6/15 vs. CAR%

MOST SAVES/GAME:
49 – 4/6/15 vs. CAR%

MOST SAVES IN A SHUTOUT:
28 – 12/13/10 vs. NYI*

CAREER SHUTOUTS:
3 – last 4/13/14 at WSH^

PENALTY SHOTS:
2 – 1 saves/1 goal
(last 11/27/13 vs PHI – save)^

LONGEST WINNING STREAK:
5 games – 12/8/10-12/17/10*

LONGEST SHUTOUT STREAK:
128:58 (12/8/10-12/15/10)*

FIRSTS

FIRST COYOTES GAME:
None

FIRST COYOTES WIN:
None


FIRST COYOTES SHUTOUT:
None

FIRST NHL GAME:
10/9/10 vs. ANA*

FIRST NHL WIN:
10/13/10 at CHI*

FIRST NHL SHUTOUT:
12/11/10 vs. FLA*

*w/NSH, ^w/TBL, %w/BUF,



4 ZBYNEK MICHALEK

DRAFTED: Not Drafted

ACQUIRED: Signed as a free agent, July 1, 2015

2014-15 HIGHLIGHTS

Played in 53 games for the Coyotes and recorded 2-6-8 and 12 PIM...Traded to STL on March 2 in exchange for Maxim Letunov...Played in 15 games for the Blues and posted 2-2-4 and six PIM with a plus-3 rating...Ranked 18th in the NHL in blocked shots (160)...Ranked second on the Coyotes in Sft/G (28.5) and third in TOI/G (21:05)...Led ARI in SH TOI/G (3:08)...Scored his first goal with the Blues and had an assist Apr. 3 at DAL...Scored a goal vs. VAN, Mar. 30...Had 17:14 TOI in his first game with STL vs. MIN on Mar. 14...Scored a goal at OTT on Jan. 31...Had a goal vs. ANA, Dec. 27...Recorded an assist in back-to-back games at CGY and at VAN on Nov. 13-14...His assist vs. the Flames was his 100th with ARI...Played in his 500th career game with the Coyotes vs. NYI, Nov. 8...Had an assist in the season opener vs. WPG on Oct. 9...**2015 Playoffs:** Played in all six games of the WCQF for STL against MIN.

2013-14 HIGHLIGHTS

Posted 2-8-10 and 24 PIM in 59 games...Led the team with 165 blocked shots and ranked 13th in the NHL...Ranked second on the team in Sft/G (27.4) and third in TOI/G (20:58)...Led the team in shorthanded TOI/G (2:55)...Missed 13 games with an injury...Had an assist vs. DAL, Apr. 13...Scored a goal vs. WPG, Apr. 1...Earned an assist at NYR, Mar. 24...Tallied an assist at TBL, Mar. 10...Blocked seven shots at DAL, Feb. 8...Scored a goal vs. PIT, Feb. 1...Tallied an assist vs. BUF, Jan. 30...Blocked a season-high 11 shots at VAN, Jan. 26...Played in his 600th career NHL game vs. VAN, Nov. 5...Blocked seven shots at SJS, Nov. 2...Registered an assist and blocked five shots vs. NSH, Oct. 31.

2012-13 HIGHLIGHTS

Recorded 0-2-2 with 14 penalty minutes and was a plus-4 in 34 games...Led the team with 87 blocked shots...Second on the team in shorthanded TOI/G (2:57) and third in Sft/G (26.7)...Missed 14 games with an injury (3/12-4/9)...Had a season-high 27:14 TOI at VAN, Feb. 26...Recorded an assist at CGY, Feb. 24...Collected a season-high eight blocked shots at SJS, Feb. 9...Recorded an assist and had five shots vs. MIN, Feb. 4...Played in his 400th career game with PHX vs. EDM, Jan. 30...Blocked five shots vs. LAK, Jan. 26...Skated in 21:54 of ice time and recorded three hits and five blocked shots at SJS, Jan. 24.

2011-12 HIGHLIGHTS

Played in 62 games with PIT recording 2-11-13 and 24 penalty minutes...Led the team in blocked shots (144)...Ranked fourth in the NHL in shorthanded TOI/G (3:38)...Ranked fourth on the team in TOI/G (21:38)...Had an assist and season-high plus-3 vs. NYR, Apr. 5...Scored a goal and skated in 25:09 TOI vs. PHX, Mar. 5...Registered an assist and had a season-high five shots vs. TBL, Feb. 12...Played in his 500th NHL game vs. STL, Nov. 23...Had a two-game point streak from Oct. 17-18...Played a season-high 29:20 at MIN, Oct. 18...Scored a goal at WPG, Oct. 17...**2012 Playoffs:** Played in all six games of the ECQF against PHI, registering 0-1-1 and a plus-2 rating...Led the team in shorthanded TOI/G (4:26) and was second in blocked shots (10)...Had an assist in Game 3 of the ECQF at PHI, Apr. 15.

2010-11 HIGHLIGHTS

Appeared in 73 games in his first season with PIT and recorded 5-14-19 and 30 penalty minutes...Led the team in blocked shots (149)...Ranked tied for second in the NHL in shorthanded TOI/G (3:46)...Was fourth on the team in TOI/G (21:50)...Had a three-game point streak from Apr. 2-8 (2-1-3)...Scored a power-play goal and played a season-high 31:37 at NYI, Apr. 8...Had a season-high six shots vs. FLA, Mar. 27...Notched a goal and matched a season-high with a plus-3 rating at OTT, Mar. 15...Had a season-best 1-1-2, including his first goal with PIT vs. BUF, Mar. 8...Posted a three-game assist streak from Feb. 1-4...Had an assist in back-to-back games at FLA, Nov. 22 and vs. CAR, Nov. 19...Registered an assist in his first game with PIT vs. PHI, Oct. 7...**2011 Playoffs:** Played in all seven games of the ECQF against TBL and had one assist...Led the team in TOI/G (27:20) and ranked seventh in the Stanley Cup playoffs...Second on the team in shorthanded TOI/G (3:31)...Had an assist and skated in a playoff-high 36:01 TOI in Game 4 of the ECQF at TBL, Apr. 20.

2009-10 HIGHLIGHTS

Played in 72 games with PHX, registering 3-14-17 and 30 penalty minutes...Led the team in TOI/G (22:38), shorthanded TOI/G (3:16) and blocked shots (156)...Second on the team in Sft/G (29.9)...Had an assist in back-to-back games vs. VAN, Mar. 10 and at CAR, Mar. 13...Had a season-high five shots vs. STL, Mar. 2...Skated in a season-high 30:01 at CBJ, Dec. 17...Had a PPG at CBJ, Oct. 28...Notched an assist in three straight games (0-3-3) Oct. 15-22...Had an assist in the season opener at LAK, Oct. 3...**2010 Playoffs:** Had two assists in seven games against DET in the WCQF...Led the team in shorthanded TOI/G (4:08) and second in blocked shots (12)...Had an assist in Game 6 of the WCQF at DET, Apr. 25...Notched an assist in Game 3 at DET, Apr. 18...Made his Stanley Cup playoff debut vs. DET, Apr. 14.

2008-09 HIGHLIGHTS

Recorded 6-21-27 and 28 penalty minutes in 82 games with PHX...Led the NHL in blocked shots (271)...One of only three Coyotes to appear in all 82 games...Played all 82 games for the third time in last four seasons...Led the Coyotes in TOI/G (22:42)...Ranked sixth in the NHL in Sft/G (30.6)...Selected as the Coyotes' Hardest Working Player and as the team's Masterton Trophy nominee...Scored a goal in win at SJS, Apr. 9...Registered a career-high eight SOG at NYI, Mar. 8...Collected a goal, assist and was a plus-3 while playing in his 300th NHL game on Jan. 2 vs. NYI...Logged a season-high 29:01 TOI at PHI, Nov. 22...Scored his first goal of the season vs. CHI, Nov. 18...Recorded two assists and was a plus-3 vs. PIT, Oct. 30.

2007-08 HIGHLIGHTS

Recorded 4-13-17 and 34 penalty minutes in 75 games played with PHX...Led the Coyotes with a career-best plus-9 rating and ranked second on the team in blocked shots (124) and third in TOI/G (21:35)...Ranked 19th in the NHL in Sft/G (29.0)...Tied his career high with two GWGs...Missed the first seven games of the season with an injury before appearing in the final 75 games...Scored the GWG in a 2-0 win vs. STL, Feb. 24...Assisted on the OT GWG at COL, Feb. 4...Scored his second career OT goal and added an assist in a 4-3 win vs. NSH, Jan. 24...Registered his first goal of the season vs. VAN, Dec. 22...Played in his 200th NHL game vs. TOR, Nov. 24...Registered a season-high 28:12 TOI at ANA, Nov. 7.

2006-07 HIGHLIGHTS

Played in all 82 games for the second consecutive season with PHX, recording 4-24-28...One of only two Coyotes to appear in all 82 games...Ranked tied for second on the team in assists (24) and power-play points (14), second in power-play assists (11) and tied for fifth in points...Among Coyotes defensemen, ranked first in assists and second in points...Also led the team in TOI/G (23:39) and in blocked shots (167)...Ranked ninth in the NHL in Sft/G (30.8) and tied for 16th in blocked shots (167)...Finished the season having played in 178 consecutive games...Set new career highs in points (28), assists (24), and shots (144)...Led the team in TOI 32 times during season, including 10 times in an 11-game stretch from Nov. 25-Dec. 21...Registered five multi-point games and four multi-assist games...Picked up two assists and led the team in TOI (26:53) in a 3-2 win over LAK, Jan. 20...Notched a goal and an assist vs. SJS, Dec. 30...It was his second consecutive two-point game after recording two assists at SJS, Dec. 28...Tied career high with a four-game point streak (1-5-6) from Dec. 26-Jan. 1...Recorded the first three-point game of his career with a goal and two assists vs. LAK, Nov. 30.

2005-06 HIGHLIGHTS

Played in all 82 games for PHX, collecting 9-15-24 and 62 penalty minutes...One of only three Coyotes to play in all 82 games...Among NHL rookie defensemen, ranked tied for fourth in goals (9), tied for 13th in assists (15), tied for 11th in points (24), tied for third in PPGs (5), tied for 12th in plus/minus (plus-4), fourth in TOI/G (22:49) and first in blocked shots (166)...Led all NHL rookies and Coyotes in blocked shots (166)...Led Coyotes in TOI/G (22:49)...Among Coyotes defensemen, ranked second in goals (9), first in plus/minus (plus-4) and second in shots (105)...Led team in ice time in 38 of the final 60 games of season...Skated Coyotes' season-high 31:19 and was a plus-2 in 4-3 shootout win vs. EDM, Jan. 21...Scored a goal and led Coyotes with 26:46 TOI and four blocked shots in 6-3 win vs. FLA, Jan. 19...Scored GWG in 2-1 OT win vs. ANA, Nov. 12...Compiled four-game point streak (1-3-4) from Oct. 20-27...Scored

Career vs. NHL

TEAM	GP	G	A	PTS	PIM
ANA	48	4	5	9	26
ARI	4	1	0	1	2
BOS	14	0	3	3	6
BUF	14	1	4	5	0
CGY	33	1	6	7	8
CAR	14	1	6	7	8
CHI	30	1	3	4	22
COL	28	2	5	7	12
CBJ	31	2	2	4	4
DAL	50	2	8	10	22
DET	27	1	5	6	12
EDM	31	3	1	4	10
FLA	15	2	2	4	4
LAK	47	1	15	16	26
MIN	29	1	3	4	6
MTL	15	1	2	3	4
NSH	26	1	4	5	6
NJD	18	1	5	6	6
NYI	17	2	5	7	8
NYR	19	0	4	4	8
OTT	13	3	2	5	6
PHI	15	0	6	6	6
PIT	8	1	3	4	4
SJS	48	3	11	14	32
STL	29	1	4	5	6
TBL	12	0	3	3	10
TOR	13	0	3	3	12
VAN	31	2	5	7	8
WSH	15	0	1	1	12
WPG	17	2	5	7	6
TOTALS	711	40	131	171	302

first goal as Coyote in 3-2 vs. CGY, Oct. 27...Recorded assist in third straight game with helper on OT GWG in 5-4 win vs. STL, Oct. 25...Recorded first point as Coyote with assist in 5-4 SOL vs. NSH, Oct. 13...Switched No. from 39 to 4 prior to game vs. NSH, Oct. 13...Played first game as Coyote at VAN, Oct. 5.

2004-05 HIGHLIGHTS

Collected 7-17-24 and 48 penalty minutes in 76 games with Houston (AHL)...Among team defensemen, ranked second in assists and third in points...Set AHL career highs in goals, assists and points...Scored five power-play goals...2005 Playoffs: Played in all five games and tied for team lead in scoring with 1-2-3.

2003-04 HIGHLIGHTS

Split season between MIN and Houston (AHL)...Began season with Houston and recalled by MIN on three different occasions...In his first NHL season, played in 22 games and recorded 1-1-2, four penalty minutes and 14:13 TOI...Made NHL debut vs. PIT, Jan. 16...Collected first NHL point (goal) at SJS, Mar. 10...Recorded first NHL assist vs. DAL, Apr. 2...In 55 games with Houston (AHL), recorded 5-16-21 and 32 penalty minutes...Three of his five goals came on the power-play.

2002-03 HIGHLIGHTS

Played in 62 regular season games with Houston (AHL), registering 4-10-14 and 26 penalty minutes in his first pro season...Ranked third on team in plus/minus (plus-16)...Two of his four goals were GWGs...2003 Playoffs: Won 2003 Calder Cup Championship with Houston as Aeros defeated Hamilton four games to three...Collected 1-1-2 and six penalty minutes while playing in all 23 playoff games.

2001-02 HIGHLIGHTS

Prior to start of season, signed by MIN as a free agent, Sept. 29, 2001...In his final season in junior hockey, recorded 16-35-51 and 54 penalty minutes in 68 games with Shawinigan (QMJHL)...Ranked tied for third on team in power-play goals (14), tied for fifth in assists and sixth in points...Finished second among club defensemen in goals, assists and points...2002 Playoffs: Ranked third on team in playoff points with 8-9-17 in 12 games.

INTERNATIONAL CAREER

2014: Played in five games and recorded 0-1-1 for the Czech Republic at the Olympics in Sochi, Russia...**2013:** Played in eight games and registered 3-1-4 with the Czech Republic at the IIHF World Championship in Stockholm, Sweden and Helsinki, Finland...**2011:** Helped lead the Czech Republic to a bronze medal at the IIHF World Championship in Slovakia...**2010:** Played in five games for the Czech Republic at the Olympic Games in Vancouver...**2008:** Played for the Czech Republic at the IIHF World Championship in Halifax and Quebec City, appearing in seven games...**2007:** Played for Team Czech Republic at IIHF World Championship in Moscow...Registered an assist in seven games...**2006:** Represented the Czech Republic at the IIHF World Championship in Latvia, recording three goals and six penalty minutes in nine games to help team win the silver medal.

PERSONAL

Zbynek and his wife, Helena, have a son named Andreas and a daughter named Ella...His brother Milan is a member of the Ottawa Senators...Likes to vacation in Croatia...His favorite bands are Green Day and Nickelback...Favorite movie is "Legends of the Fall"...His favorite player growing up was Jaromir Jagr...Played soccer growing up...His favorite hockey moments were playing in the 2006 IIHF World Championship Final and playing his first NHL game...Enjoys playing tennis.

CAREER STATISTICS

SEASON	TEAM	LEAGUE	GP	REGULAR SEASON								PIM	PLAYOFFS				
				G	A	PTS	PP	SH	GW	+/-			GP	G	A	PTS	PIM
1999-00	Karlovy Vary Jr.	Czech Jr.	40	2	10	12	-	-	-	-		20	-	-	-	-	-
2000-01	Shawinigan	QMJHL	69	10	29	39	-	-	-	-		52	3	0	0	0	0
2001-02	Shawinigan	QMJHL	68	16	35	51	-	-	-	-		54	12	8	9	17	17
2002-03	Houston	AHL	62	4	10	14	-	-	-	-		26	23	1	1	2	6
2003-04	Minnesota	NHL	22	1	1	2	0	0	0	-7		4	-	-	-	-	-
	Houston	AHL	55	5	16	21	3	0	0	-5		32	2	1	0	1	0
2004-05	Houston	AHL	76	7	17	24	5	0	1	-10		48	5	1	2	3	4
2005-06	Phoenix	NHL	82	9	15	24	5	0	2	4		62	-	-	-	-	-
2006-07	Phoenix	NHL	82	4	24	28	3	0	0	-20		34	-	-	-	-	-
2007-08	Phoenix	NHL	75	4	13	17	0	0	2	9		34	-	-	-	-	-
2008-09	Phoenix	NHL	82	6	21	27	0	0	0	-13		28	-	-	-	-	-
2009-10	Phoenix	NHL	72	3	14	17	2	0	1	5		30	7	0	2	2	2
2010-11	Pittsburgh	NHL	73	5	14	19	1	0	2	0		30	7	0	1	1	0
2011-12	Pittsburgh	NHL	62	2	11	13	0	0	0	0		24	6	0	1	1	0
2012-13	Phoenix	NHL	34	0	2	2	0	0	0	4		14	-	-	-	-	-
2013-14	Phoenix	NHL	59	2	8	10	0	0	1	6		24	-	-	-	-	-
2014-15	Arizona	NHL	53	2	6	8	0	0	0	-6		12	-	-	-	-	-
	St. Louis	NHL	15	2	2	4	0	0	0	3		6	6	0	0	0	4
FRANCHISE TOTALS			539	30	103	133	10	0	6	-11		238	7	0	2	2	2
NHL TOTALS			711	40	131	171	11	0	8	-15		302	26	0	4	4	6

2014-15 REAL TIME STATS

Blocked Shots: 160

Hits: 85

TOI/G: 21:05

CAREER HIGHLIGHTS

MOST GOALS/GAME:

1 – 40 times (last 4/3/15 at DAL)#

MOST SHOTS/GAME:

8 – 3/8/09 at NYI+

LONGEST POINT STREAK:

4 games – 12/26/06-1/1/07+

MOST ASSISTS/GAME:

2 – 5 times (last 10/30/08 vs. PIT)+

LONGEST GOAL STREAK:

2 games – 3/13/11-3/15/11^

CAREER HAT TRICKS:

None

MOST POINTS/GAME:

3 – 11/30/06 vs. LAK+

LONGEST ASSIST STREAK:

4 games – 12/26/06-1/1/07+

MULTIPLE POINT GAMES:

10 (last 4/3/15 at DAL)#

MOST PIM/GAME

4 – 16 times (last 2/4/14 vs. DAL)+

FIRSTS

FIRST COYOTES GAME:

10/5/05 at VAN

FIRST NHL GAME:

01/16/04 vs. PIT*

FIRST COYOTES GOAL:

10/27/05 vs. CGY

FIRST NHL GOAL:

03/9/04 at SJS*

FIRST COYOTES ASSIST:

10/13/05 vs. NSH

FIRST NHL ASSIST:

04/2/04 vs. DAL*

* w/MIN, + w/ARI, ^ w/PIT, # w/STL



5 CONNOR MURPHY

Defense

6'4" • 212

Shoots: Right

Born: Mar. 26, 1993

Dublin, Ohio

Age: 22

Career vs. NHL

TEAM	GP	G	A	PTS	PIM
ANA	7	0	0	0	10
ARI	-	-	-	-	-
BOS	2	0	0	0	0
BUF	4	1	1	2	4
CGY	6	0	1	1	2
CAR	3	0	1	1	0
CHI	4	0	0	0	6
COL	4	0	0	0	0
CBJ	3	0	0	0	4
DAL	6	1	1	2	2
DET	2	0	0	0	0
EDM	6	1	1	2	4
FLA	2	0	0	0	0
LAK	4	0	0	0	0
MIN	5	0	0	0	2
MTL	3	0	1	1	2
NSH	2	0	0	0	0
NJD	3	0	0	0	0
NYI	2	0	1	1	0
NYR	2	0	0	0	0
OTT	3	0	0	0	4
PHI	3	1	2	3	0
PIT	3	0	0	0	0
SJS	7	0	0	0	0
STL	2	0	0	0	0
TBL	3	1	0	1	5
TOR	3	0	0	0	2
VAN	4	0	1	1	5
WSH	2	0	0	0	0
WPG	3	0	0	0	0
TOTALS	103	5	10	15	52

DRAFTED: Phoenix's 1st choice (1st round, 20th overall) in the 2011 Entry Draft

2014-15 HIGHLIGHTS

Played in a career-high 73 games and posted 4-3-7 and 42 PIM...Ranked second on the team in blocked shots (142) and fifth on the team in hits (137)...Finished fifth on the team in SH TOI (125:57)...Recorded a career-high 72 shots...Played in his 100th career NHL game vs. SJS, Apr. 4...Scored a goal vs. BUF, Mar. 30...Scored a goal at PHI, Jan. 27...Tallied an assist at EDM, Dec. 23...Had an assist at VAN, Nov. 14...Recorded 1-1-2 vs DAL, Nov. 11...Scored his first goal of the season and was a plus-2 vs. EDM, Oct. 15.

2013-14 HIGHLIGHTS

Played in 30 games in his first NHL season posting 1-7-8 and a plus-5 rating...Recorded 0-13-13 and 48 PIM in 36 games with Portland (AHL)...Had an assist vs. CGY, Jan. 7...Notched two assists in his first career multi-point game vs. PHI, Jan. 4...Had a three-game point streak Dec. 12-17...Recorded his 1st career NHL assist vs. NYI, Dec. 12...Skated in a career-high 26:50 of ice time at COL, Dec. 10...Scored his first career goal and skated in 22:32 of ice time in his NHL debut vs. TBL, Nov. 16.

2012-13 HIGHLIGHTS

Played in 33 games as an alternate captain with Sarnia (OHL), recording 6-12-18 and 32 PIM...Scored four power-play goals.

2011-12 HIGHLIGHTS

Registered 8-18-26 and 26 PIM in 35 games with Sarnia...Set OHL career highs in games played, goals, assists, and points...Made his OHL postseason debut, totaling 1-2-3 and six PIM in six postseason contests...Ranked second among all Sting defensemen in points...Led all team defensemen in postseason scoring...Notched his first OHL goal at Erie on Jan. 6.

2010-11 HIGHLIGHTS

Played in nine games for the U.S. NTDP, totaling 3-1-4 and a plus-6 rating...Played in 13 games with the U.S. NTDP U-18 Team, recording 3-3-6.

2009-10 HIGHLIGHTS

Appeared in six games with the U.S. NTDP U-17 Team and scored one goal.

INTERNATIONAL CAREER

2015: Played in 10 games for Team USA at the IIHF World Championship in the Czech Republic...Won a bronze medal...**2014:** Played in five games for Team USA at the IIHF World Championship in Belarus...**2013:** Totaled 0-1-1 in seven games with the gold medal winning U.S. Team at the 2013 World Junior Championships in Russia...**2011:** Won a gold medal with Team USA at the 2011 U18 World Junior Championship...Was named player of the game after scoring the gold-medal winning OT goal, helping Team USA defeat Team Sweden 4-3.

PERSONAL

Nickname is "Murph"...His favorite player growing up was Nicklas Lidstrom...Favorite band is Mumford and Sons and his favorite movie is "Dumb & Dumber"...Enjoys playing all sports...His father Gord played 14 seasons in the NHL (Philadelphia, Boston, Florida and Atlanta) as a defensemen...Gord is an assistant coach with Philadelphia.

CAREER STATISTICS

SEASON	TEAM	LEAGUE	GP	REGULAR SEASON								PLAYOFFS				
				G	A	PTS	PP	SH	GW	+/-	PIM	GP	G	A	PTS	PIM
2009-10	USNTDP Juniors	USHL	2	0	0	0	0	0	0	-	2	-	-	-	-	-
	U.S. National U-17 USDP		6	1	0	1	0	0	0	-	2	-	-	-	-	-
2010-11	USNTDP Juniors	USHL	9	3	1	4	0	1	0	-	6	-	-	-	-	-
	U.S. National U-18 USDP		13	3	3	6	0	0	0	-	0	-	-	-	-	-
2011-12	Sarnia	OHL	35	8	18	26	6	0	2	-3	26	6	1	2	3	6
2012-13	Sarnia	OHL	33	6	12	18	4	0	0	14	32	-	-	-	-	-
2013-14	Portland	AHL	36	0	13	13	0	0	0	-1	48	-	-	-	-	-
	Phoenix	NHL	30	1	7	8	0	0	1	5	10	-	-	-	-	-
2014-15	Arizona	NHL	73	4	3	7	0	0	0	-27	42	-	-	-	-	-
FRANCHISE & NHL TOTALS			103	5	10	15	0	0	1	-22	52	-	-	-	-	-

2014-15 REAL TIME STATS

Hits: 137

Blocked Shots: 142

TOI/G: 16:48

CAREER HIGHLIGHTS

MOST GOALS/GAME:

1 – 11/16/13 vs. TBL

MOST ASSISTS/GAME:

2 – 1/4/14 vs. PHI

MOST POINTS/GAME:

2 – 2 times (last 11/11/14 vs. DAL)

MOST PIM/GAME:

5 – 2 times (last 3/5/15 vs. VAN)

MOST SHOTS/GAME:

4 – 4 times (last 3/28/15 at PIT)

LONGEST GOAL STREAK:

None

LONGEST ASSIST STREAK:

3 games – 12/12/13-12/17/13

LONGEST POINT STREAK:

3 games – 12/12/13-12/17/13

CAREER HAT TRICKS:

None

MULTIPLE POINT GAMES:

2 – 11/11/14 vs. DAL

FIRSTS

FIRST COYOTES GAME:

11/16/13 vs. TBL

FIRST COYOTES GOAL:

11/16/13 vs. TBL

FIRST COYOTES ASSIST:

12/12/13 vs. NYI

FIRST NHL GAME:

11/16/13 vs. TBL

FIRST NHL GOAL:

11/16/13 vs. TBL

FIRST NHL ASSIST:

12/12/13 vs. NYI



12 BRAD RICHARDSON

Center

6'0" • 197

Shoots: Left

Born: February 4, 1985

Belleville, Ontario

Age: 30

Career vs. NHL

TEAM	GP	G	A	PTS	PIM
ANA	32	3	4	7	32
ARI	36	5	6	11	16
BOS	7	1	4	5	2
BUF	7	3	1	4	4
CGY	32	2	7	9	30
CAR	8	2	0	2	13
CHI	23	2	3	5	12
COL	19	5	2	7	10
CBJ	20	4	4	8	6
DAL	30	3	4	7	27
DET	24	3	3	6	6
EDM	40	4	8	12	4
FLA	6	0	1	1	2
LAK	12	1	0	1	8
MIN	29	7	7	14	6
MTL	10	1	1	2	4
NSH	20	1	1	2	6
NJD	8	0	1	1	2
NYI	8	2	2	4	4
NYR	7	0	2	2	2
OTT	9	3	2	5	6
PHI	10	0	1	1	0
PIT	5	3	1	4	0
SJS	33	1	8	9	30
STL	24	1	4	5	9
TBL	5	1	0	1	0
TOR	9	0	5	5	0
VAN	23	3	4	7	6
WSH	7	0	1	1	0
WPG	6	1	0	1	9
TOTALS	509	62	87	149	256

DRAFTED: Colorado's 4th choice (5th round, 163rd overall) in the 2003 Entry Draft
ACQUIRED: Signed as a free agent July 1, 2015

2014-15 HIGHLIGHTS

Skated in 45 games and posted 8-13-21 and 34 PIM...Ranked second among Canucks forwards in SH TOI/G (1:57)...Recorded five multi-point games...Scored a goal and had an assist vs. ARI, Dec. 22...Scored twice and had an assist at PIT, Dec. 4...Had a goal and an assist at CBJ, Nov. 28...Notched two goals vs. CAR, Oct. 28...Dished out two assists at CGY, Oct. 8.

2013-14 HIGHLIGHTS

Appeared in 73 games in his first season with VAN, collecting 11-12-23 and 63 hits...Ranked third among Canucks with 533 face-off wins...Scored his second game-winning goal of the season and had a season-high six shots, Apr. 5 vs LAK...Notched one goal, recorded two hits and won 10 face-offs, Mar. 29 vs ANA...Finished plus-4 with two points (1-1-2), Mar. 23 vs BUF...Recorded his first power-play goal as a Canuck and second of his career, Dec. 22 vs WPG...Collected two points (0-2-2), winning 13 face-offs, Dec. 14 vs BOS...Posted his first multi-point game of the season, recording two assists, Nov. 2 vs TOR...Scored the game-winning goal in overtime, Oct. 22 at NYI...Appeared in his 400th career game, recording a goal and finishing plus-2, Oct. 19 at PIT...Recorded his second short-handed goal of the season, Oct. 17 at BUF...Scored his first goal as a Canuck, shorthanded, Oct. 5 vs EDM.

2012-13 HIGHLIGHTS

Appeared in 16 games with LAK, registering six points (1-5-6) and 10 penalty minutes...Recorded two assists and was plus-2, Apr. 27 vs SJ...Collected an assist and added three hits, Apr. 18 vs CBJ...Recorded his 100th career point, Mar. 31 at DAL...**2013 Playoffs:** Skated in 11 playoff games with the Kings, collecting an assist.

2011-12 HIGHLIGHTS

Averaged 12:01 TOI and recorded eight points (5-3-8) in 59 regular season games with the Kings...Recorded two goals, Mar. 31 at MIN...Registered his sixth career shorthanded goal in his 200th NHL game with LAK, Dec. 10 vs. DAL...**2012 Playoffs:** Dressed in 13 playoff games, helping the Kings to their first Stanley Cup Championship.

2010-11 HIGHLIGHTS

Recorded 19 points (7-12-19) in 68 regular season games...Collected two points (1-1-2), Feb. 28 vs DET...Played in 300th NHL game, Feb. 26 vs COL...Recorded first career hat trick, including a shorthanded goal and the game-winning goal, Oct. 23 at COL...**2011 Playoffs:** Tied for the club lead in points with five (2g/3a) and led the Kings in shots (17) during the postseason.

2009-10 HIGHLIGHTS

Posted a career high in points (27), assists (16) and games played in a season (81)...Was the Kings nominee for the 2009-10 Bill Masterton Memorial Trophy...Helped the Kings to a 10-0-1 record when he scored...Finished third on the Kings in GWGs (4)...Recorded two assists, Mar. 29 at MIN...Collected 13 points (4-9-13) and was plus-10 in a 16-game span, Dec. 15-Jan. 23...Recorded two points (1-1-2), Jan. 23 at DET...Tallied two assists Jan. 16 vs BOS...Scored a point-per-game (2-6-8 in eight games), Dec. 15-Jan. 4...Led Kings with 11 points in month of December (5-6-11)...Registered two assists, Dec. 28 vs MIN...Recorded two points (1-1-2), Dec. 15 at EDM...Played in 200th NHL game, Dec. 12 vs DAL...Posted a three-game scoring streak (3-1-4), Dec. 1-5...Scored a shorthanded goal, Dec. 5 vs STL...Collected first goal of the season and added an assist, Dec. 1 at ANA...**2010 Playoffs:** Skated in six games and posted 1-1-2...Scored the game-winning goal, Apr. 19 in the WCQF vs. VAN.

2008-09 HIGHLIGHTS

Appeared in 31 games and had five assists...Recorded first point with LAK, Oct. 25 at NSH...Missed 22 games due to injury.

2007-08 HIGHLIGHTS

Split the season with Colorado (NHL) and Lake Erie (AHL)...Played in 22 games with COL and posted 2-3-5...Ranked fourth on Lake Erie in points, tied for third on the club in assists and tied for second in power play points (20)...Led Lake Erie in points per game (1.05)...Had five three-point games, one four-point game and one five-point game with Lake Erie...Was recalled from Lake Erie three times during the season.

2006-07 HIGHLIGHTS

Recorded a career-high 14 goals and had 22 points in his second season with COL...Collected 19 of his 22 points on the road...Led COL in shorthanded goals (3)...Became the first Avalanche player to score three shorthanded goals in a single season since Joe Sakic tallied three in 2000-01...Recorded first career OT goal, Mar. 4 at DET...Collected a career best three-assists, Dec. 19 at EDM...Posted first career multi-point game, Oct. 5 at MIN.

2005-06 HIGHLIGHTS

Posted 13 points (3-10-13) and 12 penalty minutes in his first NHL season with COL...Collected first career NHL goal and first career multi-point game (1-1-2), Jan. 28 vs VAN...Recorded first NHL assist, Jan. 9 vs STL...Made NHL debut, Nov. 27 vs VAN...Made NHL playoff debut...**2006 Playoffs:** Collected first playoff goal, Apr. 28 vs DAL.

2004-05 HIGHLIGHTS

Collected 97 points (41-56-97) and 60 penalty minutes in final year of juniors with Owen Sound (OHL)...Ranked third in the OHL in points, tied for third in goals, sixth in assists and second in game-winning goals (nine)...Was runner-up for OHL's Most Outstanding Player Award...Won Jerry Reid Memorial Award as Owen Sound's Team MVP...Was an OHL Third Team All-Star.

PERSONAL

Nickname is "Richie"...His favorite player growing up was Joe Sakic...Other favorites include: George Strait (music) and "Caddy Shack" (movie)...Enjoys golf and water sports...Brad and his wife Lauren have a daughter Lexi.

CAREER RECORD

SEASON	TEAM	LEAGUE	REGULAR SEASON									PLAYOFFS				
			GP	G	A	PTS	PP	SH	GW	+/-	PIM	GP	G	A	PTS	PIM
2001-02	Owen Sound	OHL	58	12	21	33	3	0	0	-16	20	-	-	-	-	-
2002-03	Owen Sound	OHL	67	27	40	67	6	2	-	-10	54	4	1	1	2	10
2003-04	Owen Sound	OHL	15	7	9	16	5	0	-	2	4	-	-	-	-	-
2004-05	Owen Sound	OHL	68	41	56	97	14	2	-	26	60	8	6	4	10	8
2005-06	Colorado	NHL	41	3	10	13	1	0	0	0	12	9	1	0	1	6
	Lowell	AHL	29	4	13	17	2	0	0	-3	20	-	-	-	-	-
2006-07	Colorado	NHL	73	14	8	22	0	3	3	4	28	-	-	-	-	-
	Albany	AHL	3	0	1	1	0	0	0	-4	2	-	-	-	-	-
2007-08	Colorado	NHL	22	2	3	5	0	0	0	-3	8	-	-	-	-	-
	Lake Erie	AHL	38	14	26	40	7	2	0	-8	18	-	-	-	-	-
2008-09	Los Angeles	NHL	31	0	5	5	0	0	0	-6	11	-	-	-	-	-
	Manchester	AHL	3	1	2	3	0	0	0	-3	0	-	-	-	-	-
2009-10	Los Angeles	NHL	81	11	16	27	0	1	4	1	37	6	1	1	2	2
2010-11	Los Angeles	NHL	68	7	12	19	0	1	1	-13	47	6	2	3	5	2
2011-12	Los Angeles	NHL	59	5	3	8	0	1	0	-6	30	13	1	0	1	4
2012-13	Los Angeles	NHL	16	1	5	6	0	0	0	2	10	11	0	1	1	0
2013-14	Vancouver	NHL	73	11	12	23	1	2	2	1	39	-	-	-	-	-
2014-15	Vancouver	NHL	45	8	13	21	0	1	1	0	34	5	0	0	0	15
NHL TOTALS			509	62	87	149	2	9	11	-20	256	50	5	5	10	29

2014-15 REAL TIME STATS

SH TOI/G: 1:57

Hits: 58

Shots: 66

CAREER HIGHLIGHTS

MOST GOALS/GAME:
3 – 10/23/10 at COL^

MOST ASSISTS/GAME:
3 – 12/19/06 at EDM*

MOST POINTS/GAME:
3 – 2 times (last 10/23/10 at COL)^

MOST PIM/GAME:
10 – 12/30/09 at CGY^

MOST SHOTS/GAME:
7 – 11/18/06 at MIN*

LONGEST GOAL STREAK:
3 games – 12/1/09-12/5/09^

LONGEST ASSIST STREAK:
2 games – 10 times
(last 3/14/15-3/17/15)#

LONGEST POINT STREAK:
3 games – 3 times
(last 12/4/14-12/7/14)#

CAREER HAT TRICKS:
1 – 10/23/10 at COL^

MULTIPLE POINT GAMES:
18 – last 12/22/14 vs. ARI#

FIRSTS

FIRST COYOTES GAME:
None

FIRST COYOTES GOAL:
None


FIRST COYOTES ASSIST:
None

FIRST NHL GAME:
11/27/05 vs. VAN*

FIRST NHL GOAL:
1/28/06 vs. VAN*

FIRST NHL ASSIST:
1/9/06 vs. STL*

*w/COL, ^w/LAK, #w/VAN



8 TOBIAS RIEDER

Right Wing

5'11" • 190

Shoots: Left

Born: Jan. 10, 1993

Landshut, Germany

Age: 22

Career vs. NHL

TEAM	GP	G	A	PTS	PIM
ANA	5	1	0	1	0
ARI	-	-	-	-	-
BOS	2	0	0	0	0
BUF	2	0	0	0	0
CGY	5	0	0	0	2
CAR	1	0	0	0	0
CHI	3	1	0	1	0
COL	3	1	0	1	2
CBJ	2	2	2	4	2
DAL	3	0	0	0	2
DET	2	0	0	0	0
EDM	4	2	0	2	0
FLA	0	0	0	0	0
LAK	3	0	0	0	2
MIN	2	0	0	0	2
MTL	2	0	0	0	0
NSH	2	0	0	0	0
NJD	2	0	1	1	0
NYI	2	0	0	0	0
NYR	2	0	0	0	0
OTT	2	0	0	0	0
PHI	2	1	0	1	0
PIT	2	2	0	2	0
SJS	5	0	2	2	0
STL	2	0	0	0	2
TBL	1	0	0	0	0
TOR	2	0	0	0	0
VAN	5	1	1	2	0
WSH	2	1	1	2	0
WPG	2	1	1	2	0
TOTALS	72	13	8	21	14

DRAFTED: Edmonton's 7th choice (4th round, 114th overall) in the 2011 Entry Draft
ACQUIRED: From Edmonton in exchange for Kale Kessy, Mar. 29, 2013

2014-15 HIGHLIGHTS

Recorded 13-8-21 in 72 games as a rookie...His 13 goals were tied for the most by a Coyotes rookie since the team arrived in ARI (Carcillo (13) 2007-08)...Led the team and all NHL rookies in shorthanded goals (3)...Tied for second on the team and ranked fourth among NHL rookies in shots (189)...Ranked fourth among NHL rookies in TOI/G (16:53)...Scored a goal at PIT, Mar. 28...Notched a SHG vs. PIT, Mar. 21...Scored a goal vs. CHI, Mar. 12...Had a goal vs. VAN, Mar. 5...Scored a goal vs. ANA, Mar. 3...Recorded a goal at CBJ, Feb. 3...Scored a goal at PHI, Jan. 27...Scored a goal at WPG, Jan. 18...Posted 1-1-2 vs. CBJ, Jan. 3...Scored two SHGs in 58 seconds at EDM, Dec. 1...Became the first rookie and just the second player in franchise history to score two shorthanded goals in a game (Keith Tkachuk – Apr. 7, 1995)...Per Elias, Rieder's two SHGs in 58 seconds were the fastest two SHGs ever scored by an NHL rookie...Scored a goal vs. COL, Nov. 25...Earned his first career NHL assist at VAN, Nov. 14...Made his NHL debut and scored his first career goal at WSH, Nov. 2...Recalled from Portland (AHL) on Nov. 2...Skated in nine games for the Pirates and recorded 4-1-5, including two shorthanded goals.

2013-14 HIGHLIGHTS

Skated in 64 games with Portland (AHL), recording 28-20-48 and 10 PIM...Made his professional debut and scored two goals on Oct. 9 vs. Manchester...Notched 2-1-3 on Feb. 27 vs. Worcester...Had 11 multi-point games...Ranked third among all Pirates in total points and second in goals...Recorded a five-game point streak (4-3-7) from Mar. 26 to Apr. 2.

2012-13 HIGHLIGHTS

Appeared in 52 games with Kitchener (OHL) as an Assistant Captain, recording 27-29-56 and 12 PIM...Led the team in points and ranked second in goals and assists...Registered 2-10-12 and four PIM in nine postseason games with the Rangers...Ranked first on the team in postseason assists and tied for first in points...Notched a five-game goal streak (8-2-10) from Feb. 1 – 10...Registered a 12-game point streak (14-5-19) from Jan. 13 – Feb. 10...Collected 16 multi-point games...Recorded a hat trick (3-1-4) on Feb. 3 vs. Erie.

2011-12 HIGHLIGHTS

Skated in 60 games with Kitchener, totaling 42-43-85 and 25 PIM...Led the Rangers in points and goals...Ranked third on the team in assists...Named OHL Playoff Player of the Week for Apr. 16–22 after collecting 4-3-7 in three games...Recorded 27 multi-point games.

2010-11 HIGHLIGHTS

Made his OHL debut with Kitchener...Appeared in 65 games, registering 23-26-49 and 35 PIM...Ranked sixth on the team in points and fifth in goals...Notched 0-2-2 and four PIM in seven postseason games...Scored his first OHL goal in his first OHL multi-point game (1-2-3) vs. Saginaw on Sept. 24.

2009-10 HIGHLIGHTS

Played in five games with EV Landshut U18, recording 6-3-9 and 25 PIM...Skated in four postseason games with the team, totaling 5-1-6 and two PIM...Notched 10-13-23 and 28 PIM in 45 games with EV Landshut (Germany 2).

2008-09 HIGHLIGHTS

Registered 28-24-52 and 18 PIM in 36 games with EV Landshut U18...Added 6-8-14 and 10 PIM in nine postseason games.

INTERNATIONAL CAREER

2015: Played in seven games and recorded three assists for Germany at the IIHF World Championships in the Czech Republic...**2014:** Played in seven games (1-0-1) with Germany at the IIHF World Championships in Sweden...**2013:** Scored three goals and had two assists for Germany at the World Junior Championships in Russia...**2012:** Played in five games and recorded 5-8-13 at the Division 1A World Junior Championships in Germany...**2011:** Played in six games of the World Junior Championships in Buffalo, N.Y., for Team Germany and recorded 1-1-2.

PERSONAL

Nickname is "Tobi"...Favorite player growing up was Marco Sturm...His favorite move is "Old School"...Enjoys soccer.

Led all NHL rookies in shorthanded goals (3) in 2014-15 and scored twice shorthanded in 58 seconds at Edmonton on Dec. 1.

CAREER RECORD

SEASON	TEAM	LEAGUE	GP	REGULAR SEASON								PLAYOFFS				
				G	A	PTS	PP	SH	GW	+/-	PIM	GP	G	A	PTS	PIM
2008-09	EV Landshut	Germany JR.	36	27	24	51	-	-	-	-	18	9	6	8	14	10
2009-10	EV Landshut	Germany JR.	5	6	3	9	-	-	-	-	25	4	5	1	6	2
	Landshut	Germany-2	45	10	13	23	-	-	-	-	28	6	0	0	0	0
2010-11	Kitchener	OHL	65	23	26	49	4	2	-	9	35	7	0	2	2	4
2011-12	Kitchener	OHL	60	42	43	85	9	7	-	22	25	16	13	14	27	4
2012-13	Kitchener	OHL	52	27	29	56	8	2	6	9	12	9	2	10	12	4
2013-14	Portland	AHL	64	28	20	48	10	0	1	-14	10	-	-	-	-	-
2014-15	Portland	AHL	9	4	1	5	0	2	1	2	0	-	-	-	-	-
	Arizona	NHL	72	13	8	21	0	3	1	-19	14	-	-	-	-	-
FRANCHISE AND NHL TOTALS			72	13	8	21	0	3	1	-19	14	-	-	-	-	-

2014-15 REAL TIME STATS

Shots: 189

Hits: 123

TOI/G: 16:53

CAREER HIGHLIGHTS

MOST GOALS/GAME:

2 – 12/1/14 at EDM

MOST ASSISTS/GAME:

2 – 1/3/15 vs. CBJ

MOST POINTS/GAME:

2 – 1/3/15 vs. CBJ

MOST PIM/GAME:

2 – 7 times (last 4/7/15 at CGY)

MOST SHOTS/GAME:

8 – 4/9/15 at VAN

LONGEST GOAL STREAK:

2 games – 3/3/15-3/5/15

LONGEST ASSIST STREAK:

None

LONGEST POINT STREAK:

2 games – 2 times
(last 3/3/15-3/5/15)

CAREER HAT TRICKS:

None

MULTIPLE POINT GAMES:

2 (last 1/3/15 vs. CBJ)

FIRSTS

FIRST COYOTES GAME:

11/2/14 at WSH

FIRST COYOTES GOAL:

11/2/14 at WSH

FIRST COYOTES ASSIST:

11/14/14 at VAN

FIRST NHL GAME:

11/2/14 at WSH

FIRST NHL GOAL:

11/2/14 at WSH

FIRST NHL ASSIST:

11/14/14 at VAN



55 HENRIK SAMUELSSON

Right Wing

6'3" • 219

Shoots: Right

Born: Feb. 7, 1994

Scottsdale, Arizona

Age: 21

Career vs. NHL

TEAM	GP	G	A	PTS	PIM
ANA	0	0	0	0	0
ARI	-	-	-	-	-
BOS	1	0	0	0	2
BUF	0	0	0	0	0
CGY	0	0	0	0	0
CAR	0	0	0	0	0
CHI	0	0	0	0	0
COL	0	0	0	0	0
CBJ	0	0	0	0	0
DAL	0	0	0	0	0
DET	0	0	0	0	0
EDM	0	0	0	0	0
FLA	0	0	0	0	0
LAK	0	0	0	0	0
MIN	0	0	0	0	0
MTL	0	0	0	0	0
NSH	0	0	0	0	0
NJD	0	0	0	0	0
NYI	0	0	0	0	0
NYR	1	0	0	0	0
OTT	0	0	0	0	0
PHI	0	0	0	0	0
PIT	0	0	0	0	0
SJS	0	0	0	0	0
STL	0	0	0	0	0
TBL	0	0	0	0	0
TOR	0	0	0	0	0
VAN	1	0	0	0	0
WSH	0	0	0	0	0
WPG	0	0	0	0	0
TOTALS	3	0	0	0	2

DRAFTED: Phoenix's 1st choice (1st round, 27th overall) in the 2012 Entry Draft

2014-15 HIGHLIGHTS

Played in three games for the Coyotes...Made his NHL debut at NYR on Feb. 26 and had 9:33 TOI...Played in 68 games for Portland (AHL) and recorded 18-22-40 and 56 PIM...Had a plus-10 rating...Tied for the team lead in PPGs (7)...Ranked third on the team in goals and tied for fourth in points...Recorded 2-3-5 and 13 PIM in five postseason games with the Pirates.

2013-14 HIGHLIGHTS

Skated in 65 games with Edmonton (WHL), registering 35-60-95 and 97 PIM...Set career highs in goals, assists and points...Led the Oil Kings in assists and total points...Ranked ninth in the WHL in scoring and fifth in assists...Had a nine-game point streak (6-11-17) from Feb. 17 – Mar. 4...Tallied 26 multi-point games...Had multiple points in six consecutive games from Sept. 27–Oct. 9...Posted a six-game point streak (4-3-7) from Oct. 19–Nov. 3...Recorded an eight-game point streak (7-9-16) from Dec. 10–Jan. 4...Notched 1-3-4 vs. Calgary on Sept. 20...Registered a hat trick (3-0-3) vs. Lethbridge on Dec. 13...Had four assists vs. Seattle on Jan. 4...Posted 4-1-5 against Prince George on Jan. 17...Tallied 2-2-4 vs. Lethbridge on Feb. 17...Notched 2-2-4 against Red Deer on Mar. 15...Finished with 8-15-23 and 51 PIM in 21 postseason games...Led Edmonton in postseason points and assists...Helped the Oil Kings win the WHL Championship...Added 4-4-8 in five Memorial Cup games including 2-3-5 in Edmonton's 6-3 win over Guelph to clinch the Memorial Cup Championship...Was the tournament's leading scorer and won the Memorial Cup Most Points 'Ed Chynoweth' Award...Named to the Memorial Cup All-Star Team.

2012-13 HIGHLIGHTS

Appeared in a career-high 69 games with Edmonton, recording 33-47-80 and 97 PIM...Established career highs in goals, assists and points...Finished third on the Oil Kings in points and goals...Recorded 11-8-19 and 43 PIM in 22 postseason games...Ranked second on the team in postseason goals...Notched an 11-game point streak (7-14-21) from Jan. 20–Feb. 8...Registered an eight-game point streak (3-7-10) from Nov. 9-30...Totaled 22 multi-point games...Registered a hat trick (3-1-4) on Dec. 31 vs. Brandon...Tallied 1-3-4 on Jan. 27 vs. Lethbridge.

2011-12 HIGHLIGHTS

Made his WHL debut with Edmonton...Skated in 28 games with the Oil Kings, collecting 7-16-23 and 42 PIM...Scored his first WHL goal on Jan. 14 vs. Kootenay...Helped Edmonton win the WHL Championship...Posted 4-10-14 and 20 PIM in 17 postseason games...Named to the CHL Memorial Cup All-Star Team...Played in 15 games with MODO (SHL), collecting 0-2-2 and 12 PIM...Recorded 4-5-9 and 22 PIM in 16 games with MODO J20 (SuperElit)...Skated in three games with MODO J18 (J18 Elit), recording 4-1-5 and eight PIM

2010-11 HIGHLIGHTS

Registered 4-7-11 and 78 PIM in 27 games with the U.S. NTDP (USHL).

INTERNATIONAL

2011: Won a gold medal with Team USA at the IIHF World U18 Championships in Germany...Had one assist in six games.

PERSONAL

Nicknames include "Hank" and "Sammy"...Favorite player growing up was Henrik Zetterberg...Enjoys ping pong and wiffle ball...His older brother Philip is also in the Coyotes organization...His father Ulf is an assistant coach for NYR and was an assistant coach with the Coyotes from 2006-11...Ulf played in 1,080 NHL games with Hartford, Pittsburgh, New York Rangers, Detroit and Philadelphia while winning the Stanley Cup with the Penguins in 1991 and 1992.

Played his first NHL game last season on February 28th at the New York Rangers.

CAREER RECORD

SEASON	TEAM	LEAGUE	GP	REGULAR SEASON								PLAYOFFS				
				G	A	PTS	PP	SH	GW	+/-	PIM	GP	G	A	PTS	PIM
2010-11	USNTDP	USHL	27	4	7	11	2	0	0	1	78	-	-	-	-	-
2011-12	Modo J20	SuperElit	16	4	5	9	-	-	-	2	22	-	-	-	-	-
	Modo	Sweden-1	15	0	2	2	-	-	-	-7	12	-	-	-	-	-
	Edmonton	WHL	28	7	16	23	1	0	-	18	42	17	4	10	14	20
2012-13	Edmonton	WHL	69	33	47	80	11	3	-	31	97	22	11	8	19	43
2013-14	Edmonton	WHL	65	35	60	95	11	2	-	35	97	21	8	15	23	51
2014-15	Portland	AHL	68	18	22	40	7	0	3	10	56	5	2	3	5	13
	Arizona	NHL	3	0	0	0	0	0	0	-2	2	-	-	-	-	-
FRANCHISE AND NHL TOTALS			3	0	0	0	0	0	0	-2	2	-	-	-	-	-

2014-15 REAL TIME STATS

Shots: 4

Hits: 5

TOI/G: 13:16

CAREER HIGHLIGHTS

MOST GOALS/GAME:

None

MOST SHOTS/GAME:

None

LONGEST POINT STREAK:

None

MOST ASSISTS/GAME:

None

LONGEST GOAL STREAK:

None

CAREER HAT TRICKS:

None

MOST POINTS/GAME:

None

LONGEST ASSIST STREAK:

None

MULTIPLE POINT GAMES:

None

MOST PIM/GAME:

2 – 2/28/15 at BOS

FIRSTS

FIRST COYOTES GAME:

2/26/15 at NYR

FIRST NHL GAME:

2/26/15 at NYR

FIRST COYOTES GOAL:

None

FIRST NHL GOAL:

None

FIRST COYOTES ASSIST:

None

FIRST NHL ASSIST:

None



28 JOHN SCOTT

Left Wing

6'8" • 260

Shoots: Left

Born: September 26, 1982

Edmonton, Alberta

Age: 33

Career vs. NHL

TEAM	GP	G	A	PTS	PIM
ANA	10	0	1	1	48
ARI	6	0	0	0	2
BOS	14	0	0	0	50
BUF	4	0	0	0	2
CGY	13	1	1	2	8
CAR	7	1	0	1	9
CHI	8	0	0	0	0
COL	12	1	0	1	25
CBJ	13	0	0	0	7
DAL	11	0	0	0	12
DET	7	0	0	0	4
EDM	17	0	0	0	33
FLA	7	0	0	0	16
LAK	11	0	0	0	25
MIN	6	0	0	0	21
MTL	6	0	0	0	17
NSH	10	0	0	0	4
NJD	8	0	0	0	9
NYI	8	0	0	0	34
NYR	6	0	0	0	4
OTT	9	0	0	0	8
PHI	10	0	1	1	24
PIT	8	0	0	0	26
SJS	9	0	1	1	6
STL	14	0	1	1	48
TBL	6	0	0	0	0
TOR	9	1	0	1	33
VAN	11	0	0	0	14
WSH	6	1	0	1	0
WPG	8	0	0	0	28
TOTALS	274	5	5	10	517

DRAFTED: Not Drafted

ACQUIRED: Signed as a free agent July 10, 2015

2014-15 HIGHLIGHTS

Played in 38 games for SJS and recorded a career-high three goals and added an assist for four points...Had 87 PIM...Notched a goal vs. COL, Apr. 1...Scored a goal at CGY, Feb. 4...Had a goal at WSH, Oct. 14.

2013-14 HIGHLIGHTS

Led BUF in PIM (125)...Set career highs in games played (56) and PIM...Logged 15:08 TOI at DAL on March 3, the second-highest total of his career (highest: 16:51 at BUF on Oct. 11, 2012, while skating for CHI)...Registered four hits at MIN on Jan. 2...Scored his first goal since Nov. 15, 2009 and registered three shots over 12:39 TOI at TOR on Dec. 27...Appeared in his 200th career game at TOR on Dec. 27...Contributed five hits and registered his first fighting major of the season vs. BOS on Oct. 23...Recorded four hits vs. OTT on Oct. 4 and vs. WSH on Dec. 29

2012-13 HIGHLIGHTS

Led all BUF skaters with seven fighting majors...Logged a season-high 11:00 TOI vs. NYR on Apr. 19 and registered three hits...Registered a team-high five hits vs. Philadelphia on April 13...Made his Sabres debut vs. PHI on Jan. 20.

2011-12 HIGHLIGHTS

Appeared in 29 games with CHI and six with the NYR...Received five fighting majors and 53 PIM in 35 games.

2010-11 HIGHLIGHTS

Recorded one assist and a team-high 72 PIM in 40 regular season games with CHI...Appeared in the lineup as both a forward and defenseman...Ranked second on the club with eight fighting majors...Registered his first point in a Blackhawks uniform with an assist at SJS on Dec. 11...Recorded a season-high four shots on goal at STL on Dec. 28...Logged a season-high 16:51 of ice time at BUF on Oct. 11... **2011 Playoffs:** Appeared in four Stanley Cup Playoff games, finishing with a plus-1 rating...Led the team with 22 PIM in the postseason.

2009-10 HIGHLIGHTS

Recorded two points and 90 PIM in a career-high 51 regular-season games with MIN...Netted the first goal of his NHL career at CAR on Nov. 15...Notched his only assist of the season at PHI on March 25...Skated to an even or plus rating in 11 straight games (2/4-3/25) and in 22 of his last 25 contests overall...Collected a career-high 19 PIM at EDM on April 5...Logged a plus-2 rating and four hits in 14:32 TOI vs. NYR on Oct. 30.

2008-09 HIGHLIGHTS

Posted one assist and 21 PIM in 20 games with MIN...Skated in his first NHL game vs. DET on Jan. 3...Notched his first career NHL point (assist) at STL on Mar. 15...Registered two goals and two assists in 44 regular season games with Houston (AHL)...Ranked third on the Aeros with 111 PIM.

2007-08 HIGHLIGHTS

Established career highs in goals (3), power-play goals (2) and PIM (184) in 64 regular season games with Houston (AHL)...Logged 13 PIM in five Calder Cup Playoff games.

2006-07 HIGHLIGHTS

Tallied a career-high six points (1g/5a) and 107 PIM in 65 regular season contests with Houston (AHL) in his professional debut.

2005-06 HIGHLIGHTS

Posted three goals and two assists in 24 games as a senior at Michigan Tech University (CCHA).

2004-05 HIGHLIGHTS

Netted two goals and three assists in 36 games in his junior season at Michigan Tech...Collected a collegiate career-high 101 PIM.

2003-04 HIGHLIGHTS

Posted a goal, three assists and 100 PIM in 35 games as a sophomore at Michigan Tech.

2002-03 HIGHLIGHTS

Skated in 31 games as a freshman at Michigan Tech, registering a goal, three assists and 64 PIM.

PERSONAL

Nickname is "Big John"...His favorite player growing up was Ray Bourque...Other favorites include: Tragically Hip (band) and "300" (movie)...Enjoys biking and boating...John and his wife Danielle have two kids: Eva and Gabriella.

CAREER RECORD

SEASON	TEAM	LEAGUE	GP	REGULAR SEASON								PIM	PLAYOFFS				
				G	A	PTS	PP	SH	GW	+/-			GP	G	A	PTS	PIM
2002-03	Michigan Tech	WCHA	31	1	3	4	-	-	-	-		64	-	-	-	-	-
2003-04	Michigan Tech	WCHA	35	1	3	4	-	-	-	-		100	-	-	-	-	-
2004-05	Michigan Tech	WCHA	36	2	3	5	-	-	-	-		101	-	-	-	-	-
2005-06	Michigan Tech	WCHA	24	3	2	5	-	-	-	-		87	-	-	-	-	-
2006-07	Houston	AHL	65	1	5	6	0	0	0	-7		107	-	-	-	-	-
2007-08	Houston	AHL	64	3	0	3	2	0	0	3		184	5	0	0	0	13
2008-09	Minnesota	NHL	20	0	1	1	0	0	0	-1		21	-	-	-	-	-
	Houston	AHL	44	2	2	4	0	0	1	-10		111	-	-	-	-	-
2009-10	Minnesota	NHL	51	1	1	2	0	0	0	-3		90	-	-	-	-	-
2010-11	Chicago	NHL	40	0	1	1	0	0	0	0		72	4	0	0	0	22
2011-12	Chicago	NHL	29	0	1	1	0	0	0	0		48	-	-	-	-	-
	New York	NHL	6	0	0	0	0	0	0	-1		5	-	-	-	-	-
2012-13	Buffalo	NHL	34	0	0	0	0	0	0	-1		69	-	-	-	-	-
2013-14	Buffalo	NHL	56	1	0	1	0	0	0	-12		125	-	-	-	-	-
2014-15	San Jose	NHL	38	3	1	4	0	0	0	0		87	-	-	-	-	-
NHL TOTALS			274	5	5	10	0	0	0	-18		517	4	0	0	0	22

2014-15 REAL TIME STATS

PIM: 87

Hits: 94

Shots: 19

CAREER HIGHLIGHTS

MOST GOALS/GAME:
1 – 5 times (last 4/1/15 vs. COL)%

MOST SHOTS/GAME:
4 – 12/28/10 at STL^

LONGEST POINT STREAK:
None

MOST ASSISTS/GAME:
1 – 5 times (last 12/6/14 at CGY)%

LONGEST GOAL STREAK:
None

CAREER HAT TRICKS:
None

MOST POINTS/GAME:
1 – 10 times (last 4/1/15 vs. COL)%

LONGEST ASSIST STREAK:
None

MULTIPLE POINT GAMES:
None

MOST PIM/GAME:
24 – 4/12/14 at BOS#

FIRSTS

FIRST COYOTES GAME:
None

FIRST NHL GAME:
10/11/06 at DET

FIRST COYOTES GOAL:
None

FIRST NHL GOAL:
12/18/07 at PHI

FIRST COYOTES ASSIST:
None

FIRST NHL ASSIST:
10/14/06 at NSH

*w/MIN, ^w/CHI, #w/BUF, %w/SJS



41 MIKE SMITH

Goaltender

6'4" • 215

Catches: Left

Born: Mar. 22, 1982

Kingston, Ontario

Age: 33

DRAFTED: Dallas' 5th choice (5th round, 161st overall) in the 2001 Entry Draft
ACQUIRED: Signed as a free agent, July 1, 2011

2014-15 HIGHLIGHTS

Played in 62 games and posted a 3.16 GAA and a .904 SV%...Registered a .922 SV% in his final 16 games of the season from Mar. 1-Apr. 11...Posted a .934 SV% in 12 appearances in March to rank 4th among NHL goalies with at least 12 games that month...Recorded 32 saves in 4-3 OT win at BUF, Mar. 26...Made 41 saves on 43 shots vs. VAN, Mar. 22...Stopped 42 of 44 shots vs. CHI, Mar. 12...Collected 32 saves in 3-2 SO win vs. VAN, Mar. 5...Stopped 30 shots in 4-1 win at CBJ, Feb. 3...Made 24 saves in 3-1 win at TOR, Jan. 29...Stopped 34 of 35 shots in 4-1 win vs. WPG, Jan. 8...Had 23 saves in 6-3 win vs. CBJ, Jan. 3...Made 25 saves in 5-2 win at EDM, Dec. 1...Stopped 37 of 39 shots in 3-2 SO win at ANA, Nov. 7...Collected 28 saves in 3-2 win vs. TOR, Nov. 4.

2013-14 HIGHLIGHTS

Finished 27-21-10 with a 2.64 GAA and a .915 SV% in 62 games...Scored his first career goal and added three assists...Recorded three shutouts...Posted a 1.94 GAA and a .934 SV% in a 16-game span from Feb. 1 – Mar. 22 before suffering a season-ending injury at NYR, Mar. 24...Made 39 saves in a win at LAK, Mar. 17...Turned away 23 shots in a shutout vs. VAN, Mar. 4...Made 30 saves in a shutout of CHI, Feb. 7...Posted 39 saves in a win at EDM, Jan. 14...Had 40 saves in a win at OTT, Dec. 21...Stopped 50 shots in a win at SJS, Nov. 2...Made 42 saves in a victory vs. LAK, Oct. 29...Made 33 saves and scored a goal vs. DET, Oct. 19.

2012-13 HIGHLIGHTS

Went 15-12-5 with a 2.58 GAA and a .910 SV% in 34 starts...His five shutouts tied for tops in the NHL...Missed 12 games with injuries...Played in his 100th game with the Coyotes on Apr. 24 vs. SJS...Notched 24 saves in a shutout vs. COL, Apr. 6...Stopped 23 shots in a shutout at CBJ, Mar. 16...Turned away 30 shots in a shutout vs. CGY, Feb. 18...Matched a season-high 41 saves in a 3-2 OT win at COL, Feb. 11...Registered 33 saves in his second shutout of the season at SJS, Feb. 9...Collected 17 saves in a shutout vs. DAL, Feb. 2.

2011-12 HIGHLIGHTS

Smith went 38-18-10 with a 2.21 GAA and a .930 SV% in 67 games...He ranked fourth in the NHL in wins (38) and SV% (.930) and he ranked seventh in GAA (2.21)...His eight shutouts were tied for third in the NHL and matched the single-season franchise record...Ranked third in the NHL in saves (2,066) and seventh in starts (67)...Set the single-season franchise mark in SV%...His GAA and wins ranked second on the single-season franchise list...Selected as team MVP...five straight starts to end the season...Named the NHL's First Star of the Week, Apr. 8...Posted a 0.67 GAA, .982 save percentage and one shutout in three straight wins from Apr. 3-7 as the Coyotes captured the Pacific Division title for the first time in franchise history...Began the week by making 54 saves, an NHL record for saves in a regular-season shutout, in a 2-0 victory vs. CBJ, Apr. 3...The win vs. CBJ also extended Smith's shutout streak to three consecutive games, a career high...As part of the streak he also had 44 saves in a 4-0 SO vs. ANA, Mar. 31 and 38 saves in a 2-0 SO vs. SJS, Mar. 29...His overall shutout streak (Mar. 25-Apr. 6) reached 234:25...Smith made 161 consecutive saves during the streak, the most since saves were introduced as an official NHL statistic in 1976-77...Collected his 100th career win vs. COL, Mar. 22...Recorded his fifth SO vs. SJS, Mar. 10, while also picking up his 30th win...Named the NHL's First Star of the Month for February...Went 11-0-0 in the month...His 11-game winning streak set a franchise record...Posted a 1.42 GAA, .952 SV% and two shutouts in Feb...Named the NHL's First Star of the Week, Feb. 13...Recorded four wins and a league best 0.74 GAA and .975 SV% during the week...Posted back-to-back shutouts Feb. 11 vs. CHI (38 saves) and Feb. 16 at LAK (28 saves)...Won his 20th game of the season vs. DET, Feb. 6...Set a new career high for wins in a season (15) at FLA, Dec. 20...Posted an 8-2-1 record in Nov...Notched 26 saves in a 3-0 win vs. DAL, Nov. 26...Recorded his first shutout with PHX at SJS, Nov. 12 (31 saves)...Won his first game with the Coyotes vs. WPG, Oct. 15...Made 46 saves in PHX debut at SJS, Oct. 8...**2012 Playoffs:** Went 9-7-3 with a 1.99 GAA, .944 SV% and three shutouts in 16 postseason starts...His three shutouts ranked tied for first among playoff goalies and he ranked second in SV% (.944), and fourth in GAA (1.99) and wins (9)...Stopped 36 shots in a 4-0 shutout at LAK, May 20 in Game 4 of the WCF...Appeared in all five games of the WCF against NSH...Posted a 1.73 GAA and a .943 SV% during the WCF...Recorded a shutout in Game 4 (25 saves) at NSH, May 4...Appeared in all six games of the WCF against CHI...Posted a 1.81 GAA and a .950 SV% during the WCF...Recorded his first career playoff shutout in Game 6 at CHI, Apr. 23, stopping 39 shots...Made 46 saves in Game 2 vs. CHI, Apr. 14...Made 43 saves in his postseason debut with PHX in Game 1 vs. CHI, Apr. 12 in a 3-2 OT win.

Career vs. NHL

TEAM	GP	MIN	GA	SOG	SHO	W	L	T/OT	PTS	GAA	SV%
ANA	21	1159	53	577	2	9	8	2	.526	2.74	.908
ARI	6	279	12	130	1	3	2	0	.600	2.58	.908
BOS	13	671	31	323	0	3	9	0	.250	2.77	.904
BUF	12	716	32	383	0	5	4	2	.545	2.68	.916
CGY	15	907	43	392	1	6	8	1	.433	2.83	.890
CAR	15	893	42	493	0	3	8	4	.333	2.82	.915
CHI	14	802	38	478	3	7	6	1	.545	2.84	.921
COL	13	744	25	386	1	8	1	4	.769	2.02	.935
CBJ	14	742	27	367	2	6	4	2	.583	2.19	.926
DAL	17	1036	37	481	2	7	5	5	.559	2.14	.923
DET	13	749	32	375	0	5	6	2	.461	2.56	.915
EDM	14	794	35	394	0	10	1	1	.875	2.64	.911
FLA	16	943	42	452	0	7	5	3	.567	2.67	.907
LAK	19	1066	39	540	2	11	6	1	.639	2.19	.928
MIN	13	738	26	311	2	4	8	1	.346	2.11	.916
MTL	9	523	18	264	0	3	2	3	.563	2.06	.932
NSH	9	511	26	243	1	3	5	1	.389	3.05	.893
NJD	7	429	19	232	0	3	2	2	.571	2.65	.918
NYI	7	398	17	216	1	4	3	0	.571	2.56	.921
NYR	16	917	43	450	1	5	8	2	.400	2.81	.904
OTT	11	654	37	337	0	5	5	1	.500	3.39	.890
PHI	14	697	43	380	0	4	7	2	.385	3.71	.887
PIT	12	666	26	302	2	4	7	0	.364	2.34	.914
SJS	17	1022	38	598	4	9	5	2	.625	2.23	.940
STL	14	659	35	323	0	4	10	0	.364	3.51	.887
TBL	5	292	19	141	0	2	3	0	.400	3.90	.865
TOR	8	494	18	250	0	5	1	2	.750	2.19	.928
VAN	16	896	38	489	2	7	6	2	.533	2.54	.922
WSH	10	521	36	267	0	1	7	1	.167	4.14	.865
WPG	17	1032	45	444	0	8	7	2	.529	2.61	.908
TOTALS	387	22130	986	11212	27	161	159	49	.503	2.67	.912

2010-11 HIGHLIGHTS

Went 13-6-1 with a 2.90 GAA and a .899 SV% in 22 games with TBL...Won his final three starts of the season Mar. 26-Apr. 9...Was 5-1-1 with a 1.68 GAA and a .945 SV% in his last six starts of the year...Stopped 42 of 44 shots in a 6-2 win at CAR, Apr. 9 (regular season finale)...Earned a shutout with 31 saves at CHI, Apr. 3...Turned away 33 of 35 shots in a 4-2 win at CAR, Mar. 26...Recalled from Norfolk (AHL) on Feb. 25 after going 1-4-0 with a 1.83 GAA and a .924 SV% with the Admirals...Assigned to Norfolk, Jan. 20...Missed 15 games with an injury Dec. 20-Jan. 20...Earned his 10th win in his 17th game on Dec. 18, marking a career-best for the fastest span to that many victories...Won four consecutive starts from Nov. 18-24...Stopped 26 of 27 shots in a 3-1 win vs. BOS, Nov. 22...Turned away 29 of 30 shots in a 2-1 win at BUF, Nov. 20...Went 4-0-1 in his first five starts of the season...**2011 Playoffs:** Went 1-1-0 with a 1.00 GAA and a .958 SV% in three playoff games during the ECF vs. BOS...Made his first career postseason start in Game 5, in which he stopped 17 of 19 shots...Stopped all 21 shots against in relief during Game 4 of the ECF, earning him his first career postseason win...Made his NHL playoff debut in relief in Game 2 of the ECF, stopping all eight shots faced in 18:49 of ice time.

2009-10 HIGHLIGHTS

Surpassed his previous career high by appearing in 42 games for TBL...Had 13 wins...Earned his 50th career win on vs. PIT, Jan. 2 and recorded his 10th career shutout on at PIT, Mar. 31...Was named the NHL's Second Star of the Week on Jan. 4 after going 2-0-1 with a 1.31 GAA and a .957 SV%...Made a season-high eight consecutive starts from Dec. 21 to Jan. 8.

2008-09 HIGHLIGHTS

Played in 41 games with TBL, posting a 14-18-9 record, a .916 SV% and a 2.62 GAA with two SO...Missed the final 32 games of the season with an injury...Set career highs with 14 wins, 1,282 shots against, 1,174 saves, 2,471:21 minutes played and a .916 SV%...Recorded his second career assist Oct. 28 at TOR...Posted his longest shutout streak of the season, 111:37, from Oct. 18-31...Faced a season-high 46 shots Oct. 11 vs. CAR.

2007-08 HIGHLIGHTS

Posted a 2.79 GAA and a .893 SV% with one SO in 13 games after being acquired by TBL...Went 12-9-0 with a 2.46 GAA and a .906 SV% in 21 games with DAL...Had two SO with DAL...Stopped all six shots faced in shootouts and posted a 2-0 record...Earned his sixth career SO, his first with TBL, with 20 saves and earned his first career assist vs. NYR, Mar. 15...Made 35 saves on 36 shots faced, both highs with the Lightning, for his second win with TBL at BOS, Mar. 13...Played in his 50th career game at CBJ, Mar. 9...Made his Lightning debut vs. MIN, Feb. 27 and made 24 saves on 27 shots in a loss...Was named the NHL's Third Star of the Week for the week of Nov. 19-25...Notched his second SO of the year at MIN, Feb. 7, making 25 stops...Faced a season-high 41 shots Nov. 25 at NYR...Posted his first SO of the season Nov. 19 vs. LAK, making 22 saves.

2006-07 HIGHLIGHTS

Named to the 2006-07 NHL All-Rookie Team...Second player in DAL history named to the All-Rookie Team (Mike Modano, 1990)...Was named the NHL's Third Star of the Week on Feb. 12 for the second time of the season (also on Nov. 26) after going 3-0-0 with a 0.85 GAA and a .967 SV%...Registered a career-high 131:06 shutout streak from Jan. 4-11, spanning four games...Became first goaltender in DAL history to record a SO in his NHL debut at PHX, Oct. 21 with 22 saves.

2005-06 HIGHLIGHTS

Appeared in his fourth professional season with Iowa (AHL), recording a 25-19-6 record, a 2.50 GAA and a .917 SV% in 50 games...Led all AHL goaltenders in assists (6), ranked fourth in GAA and saves (1,387), seventh in SV% and eighth in wins...Was named the AHL Goaltender of the Month for April, going 5-1-0 with a 2.11 GAA and a .937 SV%...Tied an AHL record with in Iowa (AHL) history in a 1-0 win vs. Hamilton, Nov. 19...Played in seven Calder Cup playoff games, recording a 3-4 record and a 2.74 GAA...Posted the first playoff win in Iowa history Apr. 22.

2004-05 HIGHLIGHTS

Posted a 19-17-3 record with 2.42 GAA, a .915 SV% and five SO with Houston (AHL)...Played in three Calder Cup playoff games with Houston, posting a 1-2 record and a 1.33 GAA.

three assists at Peoria, Mar. 3, becoming the third goaltender all-time to do it...Was recalled by DAL Jan. 18 but did not play...Earned the first SO in Iowa (AHL) history in a 1-0 win vs. Hamilton, Nov. 19...Played in seven Calder Cup playoff games, recording a 3-4 record and a 2.74 GAA...Posted the first playoff win in Iowa history Apr. 22.

2003-04 HIGHLIGHTS

Went 8-11-0 in 21 games with Utah (AHL), posting a 2.83 GAA.

2002-03 HIGHLIGHTS

Made his AHL debut with Utah, posting a 5-5-0 record with a 3.23 GAA in 11 games...Played in 27 games with Lexington (ECHL), recording a 11-10-4 record and a 2.55 GAA...Became the sixth goaltender in ECHL history to score a goal and added a 21-save shutout on Oct. 26 vs. Dayton.

2001-02 HIGHLIGHTS

Won 19 games and posted a 3.06 GAA and a .914 SV% with the Sudbury (OHL).

2000-01 HIGHLIGHTS

Went 22-13-7 with a 2.52 GAA and a .913 SV% in 43 games with Sudbury (OHL)...Appeared in three games for Kingston (OHL).

1999-2000 HIGHLIGHTS

Was 4-5-0 with a 3.78 GAA and a .881 SV% with Kingston (OHL).

INTERNATIONAL

2015: Won a gold medal with Team Canada at the IIHF World Championships in the Czech Republic...Posted a 1.50 GAA and .930 SV% in eight games...**2014:** Won a gold medal with Team Canada at the Olympics in Sochi, Russia...**2013:** Played in four games for Team Canada at the IIHF World Championships in Stockholm, Sweden and Helsinki, Finland...Posted a 1.65 GAA and a .944 SV%.

PERSONAL

Mike and his wife Brigitte have three sons Aksel, Ajax and Nixon...Smith played hockey and softball growing up in Ontario...His softball team won seven Ontario championships and he almost played in the 2001 World Junior Softball Championship, except it coincided with his hockey playoffs...His wife Brigitte is a Canadian World Cup and Olympic skier...Mike's first job was working at hockey schools...He idolized Patrick Roy growing up...Coyotes Goaltending Coach Jon Elkin has been Smith's goalie coach since he was 12-years-old...Lists "Old School" as his favorite movie...If he wasn't playing hockey he would want to be playing baseball or be a professional fisherman...Enjoys vacationing in Boca Grande, Florida...Favorite activity is tarpon fishing.

CAREER STATISTICS

SEASON	TEAM	LEAGUE	REGULAR SEASON							PLAYOFFS						
			GP	MIN	GA	SO	GAA	SV%	W-L-T-OT	GP	MIN	GA	SO	GAA	SV%	W-L
1998-99	Kingston	OPJHL	16	906	53	0	3.51	-	-	-	-	-	-	-	-	-
1999-00	Kingston	OHL	15	666	42	0	3.78	.881	4-5-0	-	-	-	-	-	-	-
2000-01	Kingston	OHL	3	136	8	0	3.53	.884	0-0-2	-	-	-	-	-	-	-
	Sudbury	OHL	43	2571	108	3	2.52	.913	22-13-7	12	735	26	2	2.12	-	7-5
2001-02	Sudbury	OHL	53	3082	157	3	3.06	.914	19-28-5	5	302	15	0	2.98	.918	1-4
2002-03	Utah	AHL	11	614	33	0	3.23	.906	5-5-0	-	-	-	-	-	-	-
	Lexington	ECHL	27	1553	66	1	2.55	.910	11-0-4	2	93	8	0	5.14	.822	0-1
2003-04	Utah	AHL	21	1186	56	2	2.83	.908	8-11-0	-	-	-	-	-	-	-
2004-05	Houston	AHL	45	2408	97	5	2.42	.915	19-17-3	3	181	4	0	1.33	.957	1-2
2005-06	Iowa	AHL	50	3000	125	3	2.50	.917	25-19-6	7	417	19	0	2.74	.907	3-4
2006-07	Dallas	NHL	23	1213	45	3	2.23	.912	12-5-2	-	-	-	-	-	-	-
2007-08	Dallas	NHL	21	1172	48	2	2.46	.906	12-9-0	-	-	-	-	-	-	-
	Tampa Bay	NHL	13	774	36	1	2.79	.893	3-10-0	-	-	-	-	-	-	-
2008-09	Tampa Bay	NHL	41	2471	108	2	2.62	.916	14-18-9	-	-	-	-	-	-	-
2009-10	Tampa Bay	NHL	42	2273	117	2	3.09	.900	13-18-7	-	-	-	-	-	-	-
2010-11	Tampa Bay	NHL	22	1202	58	1	2.90	.899	13-6-1	3	120	2	0	1.00	.958	1-1
	Norfolk	AHL	5	296	9	1	1.83	.924	1-4-0	-	-	-	-	-	-	-
2011-12	Phoenix	NHL	67	3903	144	8	2.21	.930	38-18-10	16	1027	34	3	1.99	.944	9-7
2012-13	Phoenix	NHL	34	1956	84	5	2.58	.910	15-12-5	-	-	-	-	-	-	-
2013-14	Phoenix	NHL	62	1871	159	3	2.64	.915	27-21-10	-	-	-	-	-	-	-
2014-15	Arizona	NHL	62	1768	187	0	3.16	.904	14-42-5	-	-	-	-	-	-	-
FRANCHISE TOTALS			225	13025	574	16	2.64	.916	94-93-30	16	1027	34	3	1.99	.944	9-7
NHL TOTALS			387	22130	986	27	2.67	.912	161-159-49	19	1147	36	3	1.88	.945	10-8

SHOOTOUT CAREER

Save %: .634

Saves: 111 saves

Goals Against: 64

CAREER HIGHLIGHTS

MOST CONSECUTIVE STARTS:
17 – 12/2/08-1/8/09*

MOST SHOTS FACED/GAME:
54 – 4/3/12 vs. CBJ+

MOST SAVES/GAME:
54 – 4/3/12 vs. CBJ+

MOST SAVES IN A SHUTOUT:
54 – 4/3/12 vs. CBJ+

CAREER SHUTOUTS:
27 – last 3/4/14 vs. VAN+

PENALTY SHOTS:
6 – 5 saves/1 goal
(last 1/10/12 at NYR – save)+

LONGEST WINNING STREAK:
11 games – 2/4/12-2/28/12+

LONGEST SHUTOUT STREAK:
234:25 (3/25/12-4/6/12)+

FIRSTS

FIRST COYOTES GAME:
10/8/11 at SJS

FIRST COYOTES WIN:
10/15/11 vs. WPG

FIRST COYOTES SHUTOUT:
11/12/11 vs. SJS

FIRST NHL GAME:
10/21/06 at PHX^

FIRST NHL WIN:
10/21/06 at PHX^

FIRST NHL SHUTOUT:
10/21/06 at PHX^

^ w/DAL, * w/TBL, + w/ARI



26 MICHAEL STONE

DRAFTED: Phoenix's 4th choice (3rd round, 69th overall) in the 2008 Entry Draft

2014-15 HIGHLIGHTS

Played in a career high 81 games and recorded 3-15-18 and 60 PIM...His 15 assists were a new career high...One of four NHL defensemen with 150+ blocked shots and 150+ hits...Ranked fifth in the NHL in blocked shots (189) and 13th among defensemen in hits (202)...Ranked fourth on the team in TOI/G (20:52) and Sft/G (28.1)...Had a career-high 144 shots...Played in his 200th career NHL game vs. SJS, Apr. 3...Registered two assists at NYR, Feb. 26...Scored a goal vs. TBL, Feb. 21...Tallied a career-high seven shots vs. ANA, Dec. 27...Recorded 1-1-2 vs. COL, Nov. 25...Blocked six shots at SJS, Nov. 22...Scored a goal at WSH, Nov. 2.

2013-14 HIGHLIGHTS

Established career highs in goals (8), assists (13), points (21) and games played (70)...Ranked tied for second among Coyotes' defensemen in goals and ranked third in shots (105)...Finished second on the team in blocked shots (114) and third in hits (153)...Played in his 100th career NHL game at DAL, Feb. 8...Recorded 1-1-2 vs. CGY, Jan. 7...Scored a goal (4-0-4) in three-straight games from Nov. 14-21...Recorded his first career multi-goal game at CHI, Nov. 14...Scored a PPG at ANA, Nov. 6...Recorded a goal vs. EDM, Oct. 26...Notched the GWG at DET, Oct. 10.

2012-13 HIGHLIGHTS

Recorded 5-4-9 in a career-high 40 games with the Coyotes...Posted a plus-2 rating and had 50 shots...Recorded 6-22-28 in 36 games with Portland (AHL)...Ranked third among Pirates' defensemen in points and assists...Scored a goal vs. SJS, Apr. 24...Recorded 1-1-2 vs. DET, Apr. 4...Scored a goal at MIN, Mar. 27...Scored a goal vs. ANA, Mar. 4...Recorded his first goal of the season at CGY, Feb. 24...Recalled from Portland (AHL), Feb. 23...Made his season debut and skated in 18:00 of ice time with three hits vs. CBJ, Jan. 23...Recalled from Portland (AHL), Jan. 21.

2011-12 HIGHLIGHTS

Played in 13 games with PHX, posting 1-2-3 and a plus-7 rating...Appeared in 51 games with Portland (AHL), recording 9-13-22...Was a plus-2 and skated in 16:36 of ice time at STL, Apr. 6...Blocked three shots vs. COL, Mar. 22...Had a season-high 19:45 TOI vs. NSH, Mar. 12...Scored his first career NHL goal and had an assist vs. SJS, Mar. 10...Collected his first career NHL point (assist) vs. MIN, Mar. 8...Made his NHL debut vs. DAL, Feb. 18...**2012 Playoffs:** Appeared in two games of the WCF against LAK...Made his Stanley Cup playoff debut vs. LAK, May 15.

2010-11 HIGHLIGHTS

Appeared in his first professional season with San Antonio (AHL), recording 2-11-13 and 27 penalty minutes in 70 games.

2009-10 HIGHLIGHTS

Recorded 21-44-65 and 91 PIM in 69 games for Calgary (WHL)...Set WHL career highs in goals, assists, points and PIM...Also collected 5-15-20 in 23 playoff games to help lead Calgary to the WHL Championship and a berth in the Memorial Cup...Scored two goals in decisive Game 5 of WHL Final...Named to the WHL Eastern Conference First All-Star Team...Selected as the Eastern Conference finalist for the WHL Defenseman of the Year Award...Led WHL defensemen in playoff scoring...Finished the regular season ranked tied for fourth in scoring among all WHL defensemen while ranking fourth in scoring on Calgary...Compiled a seven-game assist streak (0-11-11) from Nov. 22-Dec. 11...Closed the regular season riding a seven-game point streak (6-6-12)...Finished the season with 14 multi-point games.

2008-09 HIGHLIGHTS

Appeared in 69 games for Calgary (WHL), collecting 19-42-61 and 87 PIM...Also registered 2-11-13 in 18 playoff games...Helped Calgary advance to WHL Final...Ranked fourth in scoring among all WHL defensemen.

2007-08 HIGHLIGHTS

Registered 10-25-35 in 71 games for Calgary (WHL)...Ranked third in scoring among Hitmen defensemen...Also collected 3-4-7 in 14 playoff games.

2005-06 HIGHLIGHTS

In 55 games with Calgary (WHL), tallied 2-18-20 and 32 PIM...Added three assists in 17 playoff games...Named Calgary's Co-Rookie of the Year.

PERSONAL

Nickname is "Stoner"...Michael and his wife Michelle were married in the summer of 2015...His favorite player growing up was Steve Yzerman...Other favorites are Kenny Chesney (musician), "Major League" (movie) and "Suits" (TV Show)...Enjoys spending time at his family cottage back home in the summer...Hobbies include golf and fishing.

Career vs. NHL

TEAM	GP	G	A	PTS	PIM
ANA	13	2	1	3	2
ARI	-	-	-	-	-
BOS	4	0	1	1	4
BUF	3	0	0	0	4
CGY	13	2	2	4	0
CAR	4	0	0	0	4
CHI	8	2	2	4	6
COL	10	2	3	5	6
CBJ	5	0	1	1	0
DAL	8	0	1	1	0
DET	5	2	2	4	8
EDM	13	1	2	3	8
FLA	4	0	1	1	2
LAK	12	0	1	1	6
MIN	11	1	2	3	4
MTL	4	0	1	1	0
NSH	8	0	0	0	4
NJD	4	0	0	0	4
NYI	4	0	0	0	4
NYR	3	0	3	3	2
OTT	4	0	0	0	2
PHI	4	0	0	0	4
PIT	3	0	1	1	8
SJS	15	2	3	5	12
STL	10	0	2	2	4
TBL	4	2	1	3	0
TOR	4	0	0	0	2
VAN	14	0	1	1	8
WSH	4	1	1	2	0
WPG	6	0	2	2	8
TOTALS	204	17	34	51	116

CAREER STATISTICS

SEASON	TEAM	LEAGUE	GP	REGULAR SEASON								PLAYOFFS				
				G	A	PTS	PP	SH	GW	+/-	PIM	GP	G	A	PTS	PIM
2006-07	Calgary	WHL	55	2	18	20	1	0	-	-1	32	17	0	3	3	14
2007-08	Calgary	WHL	71	10	25	35	7	0	-	3	28	14	3	4	7	10
2008-09	Calgary	WHL	69	19	42	61	14	0	-	43	87	18	2	11	13	16
2009-10	Calgary	WHL	69	21	44	65	15	0	-	4	91	23	5	15	20	26
2010-11	San Antonio	AHL	70	2	11	13	1	0	0	-5	27	-	-	-	-	-
2011-12	Portland	AHL	51	9	13	22	2	0	0	2	24	-	-	-	-	-
	Phoenix	NHL	13	1	2	3	0	0	0	7	2	2	0	0	0	0
2012-13	Portland	AHL	36	6	22	28	5	0	3	8	20	1	0	1	1	4
	Phoenix	NHL	40	5	4	9	1	0	0	2	16	-	-	-	-	-
2013-14	Phoenix	NHL	70	8	13	21	2	0	1	-10	38	-	-	-	-	-
2014-15	Arizona	NHL	81	3	15	18	0	0	0	-24	60	-	-	-	-	-
FRANCHISE & NHL TOTALS			204	17	34	51	3	0	1	-25	116	2	0	0	0	0

2014-15 REAL TIME STATS

Hits: 202

Blocked Shots: 189

Shots: 144

CAREER HIGHLIGHTS

MOST GOALS/GAME:

2 – 11/14/13 at CHI

MOST ASSISTS/GAME:

2 – 2/26/15 at NYR

MOST POINTS/GAME:

2 – 5 times (last 2/26/15 at NYR)

MOST PIM/GAME:

6 – 3/28/15 at PIT

MOST SHOTS/GAME:

7 – 12/27/14 vs. ANA

LONGEST GOAL STREAK:

3 games – 11/14/13-11/21/13

LONGEST ASSIST STREAK:

2 games – 7 times
(last 2/10/15 – 2/13/15)

LONGEST POINT STREAK:

3 games – 2 times
(11/14/13-11/21/13)

CAREER HAT TRICKS:

None

MULTIPLE POINT GAMES:

6 (last 2/26/15 at NYR)

FIRSTS

FIRST COYOTES GAME:

2/18/12 vs. DAL

FIRST COYOTES GOAL:

3/10/12 vs. SJS

FIRST COYOTES ASSIST:

3/8/12 vs. MIN

FIRST NHL GAME:


2/18/12 vs. DAL

FIRST NHL GOAL:

3/10/12 vs. SJS

FIRST NHL ASSIST:

3/8/12 vs. MIN



21 JORDAN SZWARZ

Right Wing

5'11" • 200

Shoots: Right

Born: May 14, 1991

Burlington, Ontario

Age: 24

Career vs. NHL

TEAM	GP	G	A	PTS	PIM
ANA	2	0	0	0	10
ARI	-	-	-	-	-
BOS	0	0	0	0	0
BUF	2	1	0	1	2
CGY	3	0	0	0	0
CAR	1	0	0	0	2
CHI	1	0	0	0	0
COL	1	1	0	1	0
CBJ	0	0	0	0	0
DAL	0	0	0	0	0
DET	1	0	0	0	0
EDM	1	0	0	0	7
FLA	0	0	0	0	0
LAK	1	0	0	0	0
MIN	0	0	0	0	0
MTL	1	0	0	0	0
NSH	2	1	0	1	0
NJD	1	1	0	1	0
NYI	1	0	0	0	0
NYR	0	0	0	0	0
OTT	1	0	0	0	0
PHI	0	0	0	0	0
PIT	1	0	0	0	0
SJS	4	0	0	0	0
STL	2	0	0	0	0
TBL	1	0	0	0	0
TOR	2	0	0	0	0
VAN	4	0	0	0	0
WSH	1	0	0	0	0
WPG	1	0	0	0	0
TOTALS	35	4	0	4	21

DRAFTED: Phoenix's 4th choice (4th round, 97th overall) in the 2009 Entry Draft

2014-15 HIGHLIGHTS

Played in nine games with the Coyotes and recorded one goal and two PIM...Posted 9-13-22 and 65 PIM in 45 games with Portland (AHL)...His three GWGs tied for third most on the Pirates...Recorded 1-2-3 in five playoff games with Portland...Scored a goal Mar. 26 at BUF.

2013-14 HIGHLIGHTS

Recorded 3-0-3 in 26 games with the Coyotes...Scored a goal vs. NJD, Jan. 18...Scored a goal at COL, Dec. 10...Recorded a career-high 13:22 of ice time at ANA, Nov. 6...Scored his first career NHL goal vs. NSH, Oct. 31...Made his NHL debut and skated in 8:16 of ice time with two shots vs. LAK, Oct. 29...Selected as Portland's (AHL) team captain before the season and posted 8-6-14 and 55 PIM in 27 games...Had four power-play goals with the Pirates.

2012-13 HIGHLIGHTS

Played in 60 games with Portland (AHL), recording an AHL career-high 11-22-33...Tied for third in the AHL with three shorthanded goals.

2011-12 HIGHLIGHTS

Appeared in 58 games with Portland (AHL) in his first full professional season...Made his Pirates debut vs. Manchester, Oct. 19...Recorded his first professional point (assist) vs. Providence, Nov. 12...Scored first professional goal vs. Adirondack, Nov. 15...Registered a three-game point streak (1-2-3) from Nov. 12-18...Collected a career-high three assists at Manchester, Feb. 7.

2010-11 HIGHLIGHTS

Finished the season as Saginaw's (OHL) second-leading scorer (27-39-66)...Posted a team-best plus-33...Earned a season long eight-game point streak (5-7-12) from Jan. 2-20...Collected three assists at Peterborough, Jan. 20...Recorded a hat trick vs. Belleville, Oct. 23...Began the season with a six-game point-streak (3-4-7) from Sept. 24-Oct. 7...Produced 4-9-13 in 12 postseason games

2009-10 HIGHLIGHTS

Recorded 26-28-54 in 65 games with Saginaw (OHL)...Five-game point streak (3-4-7) from Oct. 22-31...Made his professional debut with San Antonio (AHL) vs. Houston, Apr. 8.

2008-09 HIGHLIGHTS

Produced 17-34-51 in 67 games for Saginaw (OHL)...Finished the season plus-17...Six-game point streak (2-7-9) from Nov. 28-Dec. 10.

2007-08 HIGHLIGHTS

Registered 12-21-33 in 65 games during his rookie season in Saginaw (OHL)...Compiled a plus-11 rating for the season with 56 PIM.

PERSONAL

Nickname is "Szwazy"...His favorite player growing up was Wendel Clark...Other favorites include: The Tragically Hip (music) and "The Departed" (movie)...Enjoys golf and fishing.

CAREER STATISTICS

SEASON	TEAM	LEAGUE	GP	REGULAR SEASON								PLAYOFFS				
				G	A	PTS	PP	SH	GW	+/-	PIM	GP	G	A	PTS	PIM
2007-08	Saginaw	OHL	65	12	21	33	4	0	-	11	56	4	0	0	0	2
2008-09	Saginaw	OHL	67	17	34	51	6	0	-	17	76	8	1	5	6	10
2009-10	Saginaw	OHL	65	26	28	54	4	2	-	12	82	6	1	2	3	0
	San Antonio	AHL	1	0	0	0	0	0	0	0	0	-	-	-	-	-
2010-11	Saginaw	OHL	65	27	39	66	7	3	-	33	90	12	4	9	13	8
2011-12	Portland	AHL	58	7	13	20	0	0	0	6	28	-	-	-	-	-
2012-13	Portland	AHL	60	11	22	33	2	3	2	7	31	-	-	-	-	-
2013-14	Portland	AHL	27	8	6	14	4	0	0	-5	55	-	-	-	-	-
	Phoenix	NHL	26	3	0	3	0	0	1	-6	19	-	-	-	-	-
2014-15	Arizona	NHL	9	1	0	1	0	0	0	-2	2	-	-	-	-	-
	Portland	AHL	45	9	13	22	2	1	3	3	65	5	1	2	3	8
FRANCHISE & NHL TOTALS			35	4	0	4	0	0	1	-8	21	-	-	-	-	-

2014-15 REAL TIME STATS

Shots: 8

Blocked Shots: 9

Hits: 5

CAREER HIGHLIGHTS

MOST GOALS/GAME:
1 – 4 times (last 3/26/15 vs. DET)

MOST SHOTS/GAME:
4 – 12/3/13 at EDM

LONGEST POINT STREAK:
None

MOST ASSISTS/GAME:
None

LONGEST GOAL STREAK:
None

CAREER HAT TRICKS:
None

MOST POINTS/GAME:
1 – 3 times (last 1/18/14 vs. NJD)

LONGEST ASSIST STREAK:
None

MULTIPLE POINT GAMES:
None

MOST PIM/GAME:
10 – 11/6/13 at ANA

FIRSTS

FIRST COYOTES GAME:
10/29/13 vs. LAK


FIRST NHL GAME:
10/29/13 vs. LAK

FIRST COYOTES GOAL:
10/31/13 vs. NSH

FIRST NHL GOAL:
10/31/13 vs. NSH

FIRST COYOTES ASSIST:
None

FIRST NHL ASSIST:
None



Center

6'1" • 198

Shoots: Left

Born: July 20, 1982

St. Agapit, Quebec

Age: 33

Career vs. NHL

TEAM	GP	G	A	PTS	PIM
ANA	29	7	12	19	20
ARI	14	2	2	4	4
BOS	38	11	9	20	28
BUF	40	7	11	18	16
CGY	33	9	10	19	22
CAR	24	4	6	10	22
CHI	33	13	11	24	14
COL	22	8	4	12	12
CBJ	15	1	7	8	14
DAL	28	5	6	11	14
DET	27	5	9	14	24
EDM	30	5	13	18	12
FLA	25	9	3	12	8
LAK	29	5	5	10	22
MIN	29	7	7	14	12
MTL	39	9	3	12	24
NSH	33	10	11	21	18
NJD	22	5	8	13	12
NYI	25	2	8	10	8
NYR	26	3	7	10	14
OTT	7	3	4	7	0
PHI	26	8	4	12	12
PIT	25	9	8	17	15
SJS	32	4	10	14	14
STL	34	6	9	15	12
TBL	27	7	8	15	6
TOR	39	9	13	22	26
VAN	29	11	11	22	24
WSH	27	7	9	16	8
WPG	27	3	11	14	16
TOTALS	834	194	239	433	453

50 ANTOINE VERMETTE

DRAFTED: Ottawa's 3rd choice (2nd round, 55th overall) in the 2000 Entry Draft
ACQUIRED: Signed as a free agent, July 1, 2015

2014-15 HIGHLIGHTS

Posted 13-22-35 in 63 games with the Coyotes before being traded to CHI on Feb. 28...Ranked fifth on the Coyotes in scoring and tied for second in power-play goals (6)...Led all Coyotes forwards in TOI/G (18:58) and Sft/G (25.8)...Ranked first on the team and 13th in the NHL in face-offs (56%)...Won the 8th-most face-offs in the league (872)...Had nine multi-point games on the season...Extended his consecutive games played streak to 475 (2nd longest in the NHL entering 2015-16, Cogliano - ANA)...Posted 0-3-3 in 19 games after being traded to CHI in exchange for a first round pick and Klas Dahlbeck...Scored a goal vs. NYR, Feb. 14...Had a goal vs. CHI, Feb. 9...Notched two assists at CBJ, Feb. 3...Won 23-of-29 face-offs (79%) at MTL, Feb. 1...Played in his 800th career NHL game at TOR, Jan. 29...Collected two assists vs. WPG, Jan. 15...Recorded 2-1-3 vs. PHI, Dec. 29...Posted 1-1-2 vs. MIN, Dec. 13...Had a goal vs. NSH, Dec. 11...Scored a goal and had an assist vs. COL, Nov. 25...Had a PPG at SJS, Nov. 22...Had a PPG and an assist at CGY, Nov. 13...Scored a goal vs. TOR, Nov. 4...Recorded 1-2-3 at WSH, Nov. 2...Had an assist to record his 400th career NHL point at TBL, Oct. 28...Scored a goal and had an assist vs. LAK, Oct. 11...**2015 Playoffs:** Recorded 4-3-7 and was a plus-5 in 20 postseason games with CHI on the way to helping the Blackhawks win the Stanley Cup...Tied for the team lead and ranked second in the playoffs in GWGs (3)...Led CHI and ranked fourth in the playoffs in FO% (58.9%)...Scored the GWG in Game 5 of the SCF at TBL, June 13...Had the GWG at TBL in Game 2 of the SCF, June 3...Scored the game winner in double OT and went 14-for-20 (70%) on his face-offs vs. ANA in Game 4 of the WCF on May 23...Had a goal in Game 4 of the WCQ vs. NSH, Apr. 21.

2013-14 HIGHLIGHTS

Led the team in goals (24) and finished with 45 points while playing in all 82 games on his way to being named team MVP...Extended his consecutive games played streak to 393 (fourth longest in the NHL entering 2014-15)...His three shorthanded goals led the team and ranked tied for third in the NHL...Led the team and ranked ninth in the NHL in face-offs (56.4%)...Finished second in the league in face-offs won (1,005)...Established a new career high in power-play goals (7) and his four game-winning goals were tied for second most on the team...Led all Coyotes' forwards in TOI/G (19:12) and Sft/G (26.5)...His 71 blocked shots ranked first on the team and fifth among league forwards...Had six multi-point games...Scored a goal at PIT, Mar. 25...Notched game winner vs. FLA, Mar. 20...Scored the GWG vs. VAN, Mar. 4...Registered a career best 10-point game streak (8-5-13) from Jan. 20-Feb. 8...Tallied 1-1-2 vs. LAK, Jan. 28...Posted his 3rd career hat trick (3-0-3) and second of the season at VAN, Jan. 26...Became the 18th player in franchise history with multiple hat tricks in a season and the first since Peter Mueller in 2007-08...Scored SHGs at CGY, Jan. 22 and vs. TOR, Jan. 20...Recorded his second career hat trick (3-0-3) at OTT, Dec. 21...Posted a five-game point streak from Dec. 3-12...Scored twice at COL, Dec. 10...Notched a pair of assists vs. OTT, Oct. 15...Collected 1-1-2 and had a plus-3 rating at DET, Oct. 10.

2012-13 HIGHLIGHTS

Posted 13-8-21 and 36 PIM in 48 games...Extended his consecutive games played streak to 310 (sixth longest in the NHL entering 2013-14)...His 13 goals and three game-winning goals both tied for the team lead...Led all Coyotes' forwards in Sft/G (24.3)...Led the team and ranked sixth in the NHL in face-off percentage (57.4%)...His 24 takeaways ranked tied for second on the team...Ranked third on the team in shot percentage (14.3%)...Recorded four multi-point games...Scored a goal and went 16-for-26 on face-offs (62%) in the regular season finale at ANA, Apr. 27...Scored two goals vs. COL, Apr. 26...Scored a goal at CGY, Apr. 12...Scored the GWG at EDM, Apr. 10...Had a goal at NSH, Mar. 28...Scored a goal and went 15-for-20 on face-offs (75%) vs. VAN, Mar. 21...Scored a goal vs. ANA, Mar. 4...Collected 1-1-2 and went 15-for-19 on face-offs (79%) at VAN, Feb. 26...Tallied 1-1-2 vs. CGY, Feb. 18...Went 16-for-20 on face-offs (80%) vs. EDM, Jan. 30...Recorded the GWG vs. NSH, Jan. 28...Had a three-game point streak (2-2-4) from Jan. 20-24.

2011-12 HIGHLIGHTS

Posted 11-26-37 and 28 PIM in 82 games...Extended his consecutive games streak to 263 (sixth longest in NHL entering 2012-13)...Recorded 3-7-10 in 22 games with PHX after being acquired on Feb. 22 from CBJ...Registered 8-19-27 in 60 games with CBJ...Ranked ninth in the NHL in face-off percentage (56.6%) and second on the Coyotes...Collected 0-2-2 at STL, Apr. 6...Scored a PPG vs. ANA, Mar. 31...Recorded 1-2-3 including the GWG at VAN, Mar. 14...Skated in a season-high 22:45 and had an assist vs. MIN, Mar. 8...Scored his first goal as a Coyote and won 13 of 18 (72%) face-offs at CBJ, Mar. 5...Made his PHX debut at CGY, Feb. 23, skating in 17:12 TOI...Appeared in his 600th career NHL game and had an assist vs. SJS, Feb. 21...Scored a PPG vs. ANA, Feb. 12...Recorded a point in six of seven games (1-5-6) from Jan. 10-23...Won 16 of 20 (80%) face-offs vs. NSH, Jan. 19...Notched the GWG at DAL, Dec. 29...Recorded the GWG vs. CGY, Nov. 21...Notched a SHG vs. MIN, Nov. 15...Had an assist in six of seven games (0-6-6) from Oct. 21-Nov. 3...**2012 Playoffs:** Led PHX in postseason scoring (5-5-10)...Led the team in PPGs (3), also tied for third in the NHL...Second on the team and 10th in the NHL in postseason face-off percentage (58.7%)...Tied for second on the team in hits (57)...Played in all five games of the WCF against LAK and had an assist in Game 4, May 20...Recorded 1-3-4 in all five games of the WCSF against NSH...Recorded 1-1-2 in Game 2 vs. NSH, Apr. 29...Appeared in all six games of the WCQF against CHI...Led the team in scoring (4-1-5) in the WCQF...Scored a goal in Game 6 at CHI, Apr. 23...Collected an assist, and recorded 11 hits in Game 4 at CHI, Apr. 19...Scored two PPGs in Game 2 vs. CHI, Apr. 14...Scored his first career postseason goal with PHX in Game 1 vs. CHI, Apr. 12.

2010-11 HIGHLIGHTS

Recorded 19-28-47 in 82 games with CBJ...Set career highs in PIM (60) and shots (183)...Was one of three players to play in all 82 games...Led the club and ranked tied for 14th in the NHL in face-off percentage (55.6%)...Ranked tied for second on the team in GWGs (3), third in goals (19), points (47), penalty minutes and shots (183), while ranking fifth in assists (28) and PPGs (3)...Had 10 multi-point games...Tallied 2-3-5 during a four-game point streak Mar. 27-Apr. 1...Scored the OT GWG at MIN, Mar. 19...Notched 1-1-2 at CGY, Mar. 4...Collected 1-2-3 vs. NSH, Feb. 22...Scored the GWG and added an assist at DET, Feb. 4...Recorded 2-2-4 during a four-game point streak Jan. 15-22...Played the 500th game of his NHL career at LAK, Jan. 8...Scored 2-1-3 vs. NSH, Dec. 1...Picked up 1-1-2 and was a plus-2 vs. STL, Nov. 10...Scored the GWG and added an assist at CHI, Oct. 23.

2009-10 HIGHLIGHTS

Set career highs in goals (27), assists (38), points (65), games played (82) and multi-point games (16) with CBJ...Led the club in shooting percentage (17.3%) and shorthanded goals (2), while ranking second in goals, assists and points...Led the club and ranked tied for 14th in the NHL in face-off percentage (54.2%)...Played 20-or-more minutes in 42 games...Was one of two players to play in all 82 games...Hit the 20-goal mark for the third time in his career...Tallied 1-2-3 and was a plus-4 vs. EDM, Mar. 15...Registered 2-4-6 during a career high five-game point streak Feb. 6-Mar. 2...Scored the 100th goal of his NHL career, the GWG, and added two assists at CGY, Jan. 8...Recorded the 200th point of his NHL career vs. STL, Nov. 30...Played the 400th game of his NHL career at OTT, Nov. 26...Had 2-5-7 during a five-game point streak Oct. 17-28, which tied for the longest point streak of his career...Collected 1-2-3, including the 100th assist of his NHL career, and was a plus-4 to tie the franchise single game record for plus/minus rating at ANA, Oct. 24.

2008-09 HIGHLIGHTS

Played in 79 games with OTT and CBJ...Ranked sixth in the NHL in face-off percentage (57.7%)...Notched 9-19-28 and 42 PIM in 62 games with OTT...Collected 7-6-13, eight PIM and was a plus-5 in 17 games with CBJ...Finished fifth on the club in goals (16), assists (25) and points (41)...Had 12 multi-point games...Collected 1-1-2 at CHI, Apr. 8...Made his Blue Jackets debut and registered an assist at DET, Mar. 7...Notched 1-1-2 in back-to-back games at PHI, Feb. 12 and at MIN, Feb. 14...Had three assists vs. WSH, Jan. 20...Collected 1-1-2 and was 7 of 11 (64%) on face-offs at TBL, Nov. 1...**2009 Playoffs:** Played in all four games of the WCQF against DET.

2007-08 HIGHLIGHTS

Recorded 24-29-53 in 81 games with OTT...Finished fourth in points (53)...Ranked sixth in the NHL in face-off percentage (56.7%)...Had 12 multi-point games...Recorded the first hat trick of his NHL career and first career four-point game at TOR, Apr. 3...Collected 1-1-2 at BUF, Mar. 25...Had a goal and an assist at PHX, Mar. 8...Won 15 of 18 (83%) face-offs vs. TOR, Feb. 25...Recorded 1-1-2 at MTL, Feb. 5...Scored a pair of goals vs. CAR, Jan. 17...Collected 1-2-3 vs. ATL, Dec. 15...Had 1-1-2 to record the 100th point of his career at DAL, Dec. 7...**2008 Playoffs:** Played in all four games of the ECQF against PIT.

2006-07 HIGHLIGHTS

Recorded 19-20-39 and 52 PIM in 77 games with OTT...Had 10 multi-point games...Led the team in face-off percentage (53%)...Posted 1-2-3 at STL, Mar. 20...Had two assists vs. NYI, Mar. 15...Scored two goals including the GWG vs. TBL, Dec. 2...Had 1-1-2 at ATL, Nov. 8...Had three straight multi-point (4-2-6) games Oct. 21-26...**2007 Playoffs:** Played in 20 Stanley Cup playoff games helping the Senators reach the Stanley Cup Final...Recorded 2-3-5 and had a plus-2 rating...Played in all five games of the Stanley Cup Final against ANA...Notched an assist in Game 3 vs. ANA, June 2...Played in all five games of the ECF against BUF...Had 1-1-2 in five games against NJD in the ECSF...Collected 1-1-2 in five games against PIT in the ECQF...Notched 1-1-2 in Game 5 vs. PIT, Apr. 19.

2005-06 HIGHLIGHTS

Recorded 21-12-33 and posted a career-best plus-17 rating in 82 games with OTT...Finished first on the Senators and ranked second in NHL in SHGs (6)...Led the team in face-off percentage (57.9%) and had four GWGs...Was one of five Senators to play in all 82 games...Had five multi-point games...Notched 1-1-2 vs. BOS, Apr. 11...Had a career-best four-game goal streak (4-0-4) from Mar. 19-25...Collected 1-1-2 at NJD, Feb. 1...Played the 100th game of his NHL career and had a goal at EDM, Jan. 14...**2006 Playoffs:** Played in 10 games recording 2-0-2...Played in all five games of the ECSF against BUF...Scored the first two playoff goals of his career in Game 3 of the ECQF at TBL, Apr. 25.

2004-05 HIGHLIGHTS

Played in 78 games with Binghamton (AHL)...Finished second on the club in assists (45) and was third in points (73)...Recorded the second hat trick of his AHL career at Albany, Mar. 12, scoring shorthanded, on the power play and at even strength...Had his club record 106-consecutive games played streak come to an end Dec. 4...Led club in playoff points (5).

Won a Stanley Cup with Chicago in 2014-2015 and scored three game-winning in the playoffs for the Blackhawks.

2003-04 HIGHLIGHTS

Had 7-7-14 in 57 games in his first NHL season with OTT...Scored the first goal of his NHL career at TBL, Dec. 4 (empty net)...Recorded the first point (assist) of his NHL career at SJS, Oct. 18...Made his NHL debut at MTL, Oct. 9...**2004 Playoffs:** Recorded one assist in four games of the ECQF against TOR...Recorded first career playoff point (assist) in Game 3 of the ECQF vs. TOR, Apr. 18...Made his Stanley Cup playoff debut in Game 1 of the ECQF at TOR, Apr. 8.

2002-03 HIGHLIGHTS

Appeared in 80 games with Binghamton (AHL)...Led the club in goals (34) and points (62)...Scored the first goal of his professional career in his first game vs. Bridgeport, Oct. 11...Recorded the first hat trick of his professional career at Albany, Mar. 7...Named AHL Rookie of the Month for March...Named to the AHL All-Rookie team...Led all AHL rookies in goals...Only Binghamton player to appear in all 80 regular season and all 14 playoff games...Led the club in playoff assists (9) and was second in playoff points (11).

2001-02 HIGHLIGHTS

Played in four games with Victoriaville (QMJHL)...Missed most of season due to an injury...Ranked fourth on the Tigres in playoff points (26)...Helped Victoriaville reach the Memorial Cup championship game.

2000-01 HIGHLIGHTS

Finished second on Victoriaville (QMJHL) in goals (57) and points (119).

1999-2000 HIGHLIGHTS

Ranked fourth in goals (30) and points (71) in 71 games with Victoriaville (QMJHL).

1998-99 HIGHLIGHTS

Played 57 games with Quebec as a QMJHL rookie.

INTERNATIONAL CAREER

2011: Appeared in four games for Canada at the IIHF World Championship in Slovakia.

PERSONAL

Nickname is "Vermey"...Favorite player growing up was Wayne Gretzky...Other favorites are Will Ferrell (actor), "The Usual Suspects" (movie), Metallica (band), Foo Fighters (band), "Modern Family" (TV Show)...Favorite road NHL city is Montreal...His first car was a 1994 Ford Escort...Antoine first began playing hockey at age 4...Antoine and his wife Karen have two daughters: Leonna and Emilia.

CAREER STATISTICS

SEASON	TEAM	LEAGUE	GP	REGULAR SEASON								PLAYOFFS				
				G	A	PTS	PP	SH	GW	+/-	PIM	GP	G	A	PTS	PIM
1998-99	Quebec	QMJHL	57	9	17	26	-	-	-	7	32	13	0	0	0	2
1999-00	Victoriaville	QMJHL	71	30	41	71	-	-	-	-12	87	6	0	1	1	6
2000-01	Victoriaville	QMJHL	71	57	62	119	17	3	9	50	102	9	4	6	10	14
2001-02	Victoriaville	QMJHL	4	0	2	2	-	-	-	1	6	22	10	16	26	10
2002-03	Binghamton	AHL	80	34	28	62	13	3	7	-2	57	14	2	9	11	10
2003-04	Ottawa	NHL	57	7	7	14	0	1	0	5	16	4	0	1	1	4
	Binghamton	AHL	3	0	0	0	0	0	0	-3	6	-	-	-	-	-
2004-05	Binghamton	AHL	78	28	45	73	7	4	5	20	36	6	1	4	5	10
2005-06	Ottawa	NHL	82	21	12	33	1	6	4	17	44	10	2	0	2	4
2006-07	Ottawa	NHL	77	19	20	39	2	3	2	-2	52	20	2	3	5	6
2007-08	Ottawa	NHL	81	24	29	53	4	3	3	3	51	4	0	0	0	4
2008-09	Ottawa	NHL	62	9	19	28	2	0	0	-12	42	-	-	-	-	-
	Columbus	NHL	17	7	6	13	1	1	1	5	8	4	0	0	0	10
2009-10	Columbus	NHL	82	27	38	65	6	2	1	2	32	-	-	-	-	-
2010-11	Columbus	NHL	82	19	28	47	3	1	3	0	60	-	-	-	-	-
2011-12	Columbus	NHL	60	8	19	27	2	1	3	-17	12	-	-	-	-	-
	Phoenix	NHL	22	3	7	10	2	0	1	4	16	16	5	5	10	24
2012-13	Phoenix	NHL	48	13	8	21	3	0	3	-3	36	-	-	-	-	-
2013-14	Phoenix	NHL	82	24	21	45	7	3	4	0	44	-	-	-	-	-
2014-15	Arizona	NHL	63	13	22	35	6	0	1	-23	34	-	-	-	-	-
	Chicago	NHL	19	0	3	3	0	0	0	-2	6	20	4	3	7	4
FRANCHISE TOTALS			215	53	58	111	18	3	9	-22	130	16	5	5	10	24
NHL TOTALS			834	194	239	433	39	21	26	-23	453	78	13	12	25	56

2014-15 REAL TIME STATS

Shots: 109

FO%: 55.3

Hits: 80

CAREER HIGHLIGHTS

MOST GOALS/GAME:
3 – 3 times (last 1/26/14 at VAN)+

MOST SHOTS/GAME:
8 – 4/3/08 at TOR*

LONGEST POINT STREAK:
10 games – 1/20/14-2/8/14+

MOST ASSISTS/GAME:
3 – 1/20/09 vs. WSH*

LONGEST GOAL STREAK:
4 games – 3/19/06-3/25/06*

CAREER HAT TRICKS:
3 – 1/26/14 at VAN+

MOST POINTS/GAME:
4 – 4/3/08 at TOR*

LONGEST ASSIST STREAK:
4 games – 3 times
(last 10/21/11-10/27/11)^

MULTIPLE POINT GAMES:
87 (last 3/14/15 at CHI)#

MOST PIM/GAME:
8 – 12/10/06 at CBJ*

FIRSTS

FIRST COYOTES GAME:
2/23/12 at CGY

FIRST NHL GAME:
10/9/03 vs. MTL*

FIRST COYOTES GOAL:
3/16/12 at CBJ

FIRST NHL GOAL:
12/4/03 at TBL*

FIRST COYOTES ASSIST:
3/8/12 vs. MIN

FIRST NHL ASSIST:
10/18/03 at SJS*

* w/OTT, ^ w/CBJ, + w/ARI+ w/ARI, # w/CHI



14 JOE VITALE

Center

5'11" • 205

Shoots: Right

Born: August 20, 1985

St. Louis, Missouri

Age: 30

Career vs. NHL

TEAM	GP	G	A	PTS	PIM
ANA	8	0	1	1	4
ARI	1	0	0	0	2
BOS	12	2	2	4	7
BUF	8	0	0	0	0
CGY	7	1	0	1	4
CAR	9	0	1	1	14
CHI	5	0	0	0	0
COL	7	1	1	2	4
CBJ	6	1	2	3	7
DAL	5	1	0	1	6
DET	4	0	2	2	0
EDM	8	0	2	2	9
FLA	9	1	4	5	4
LAK	6	0	0	0	2
MIN	5	0	1	1	4
MTL	9	1	1	2	2
NSH	5	0	0	0	2
NJD	11	0	1	1	8
NYI	12	1	3	4	9
NYR	16	0	3	3	4
OTT	7	0	1	1	4
PHI	12	0	1	1	25
PIT	2	0	0	0	2
SJS	7	0	1	1	0
STL	4	0	0	0	0
TBL	9	0	2	2	14
TOR	11	1	1	2	2
VAN	8	0	2	2	4
WSH	10	0	0	0	8
WPG	10	1	1	2	0
TOTALS	233	11	33	44	151

DRAFTED: Pittsburgh's 7th choice (7th round, 195th overall) in the 2005 Entry Draft
ACQUIRED: Signed as a free agent, July 1, 2014

2014-2015 HIGHLIGHTS

Recorded 3-6-9 and established a career high in games with 70 in his first season with the Coyotes...Ranked tied for fifth on the team in takeaways (30) and had 104 hits...Ranked sixth on the team with 65 blocks...Led all Coyotes in SH/TOI (151:44)...Played in his 200th career game vs. STL, Jan. 6...Scored a goal vs. BOS, Dec. 6...Won 88% (7-of-8) of his face-offs at DAL, Nov. 20...Scored a goal at CGY, Nov. 13...Scored a goal vs. DAL, Nov. 11...Skated in 13:28 in his ARI debut vs. WPG, Oct. 9.

2013-2014 HIGHLIGHTS

Recorded 1-13-14 and 29 PIM in 53 games for PIT...Won 62.5% of his face-offs...Had 89 hits...Went 10-for-11 (91%) on face-offs and had an assist vs. NYR, Jan. 3...Scored a goal at FLA, Nov. 30...Went 11-for-16 (69%) on face-offs and had an assist vs. CAR, Oct. 8...**2014 Playoffs:** Played in 13 playoffs games and recorded four PIM and 13 shots.

2012-2013 HIGHLIGHTS

Recorded 2-3-5 and 17 PIM in 33 games...Led the team in face-off percentage (61.1%)...Went 13-for-17 (76%) on face-offs and had an assist at FLA, Apr. 13...Recorded a goal at NYI, Mar. 22...Scored vs. BOS, Mar. 17...Played in his 100th career NHL game at TOR, Mar. 14...**2013 Playoffs:** Played in six games of the playoffs and recorded one assist and six PIM...Ranked second on the team in postseason face-off percentage (58.8%)...Notched first career playoff point with an assist at NYI, May 11 in the ECQF.

2011-2012 HIGHLIGHTS

Posted career highs in goals (4), assists (10), points (14) and games (68)...Had 56 PIM...Led the team in face-off percentage (55.7%)...Notched 106 hits...Scored a goal Feb. 26 vs. CBJ...Won 11-of-17 (65%) face-offs and had an assist vs. TBL, Feb. 15...Scored a goal and went 10-for-15 (67%) on face-offs vs. TOR, Jan. 31...Won 9-of-13 (69%) draws and scored a goal at WPG, Dec. 23...Notched the GWG vs. MTL, Oct. 20...**2012 Playoffs:** Played in 12 playoffs games and recorded 12 PIM.

2010-2011 HIGHLIGHTS

Played in nine games with PIT, posting 1-1-2 and 13 PIM...Scored his first NHL goal at COL, Feb. 16...Recorded his first NHL point (assist) at NYI, Feb. 11...Posted 9-21-30 and a plus-13 rating in 60 games with Wilkes-Barre (AHL)...Recorded 3-3-6 and 18 PIM in 11 playoff games.

2009-2010 HIGHLIGHTS

Skated in 74 games for Wilkes-Barre and recorded 6-26-32 with 70 PIM...Played in four postseason games and notched two assists.

2008-2009 HIGHLIGHTS

Played in 40 games for Northeastern (Hockey East) and posted 7-20-27 and 68 PIM...Helped lead the Huskies to the NCAA Midwest Regional in Grand Rapids, Mich...Skated in five games for Wilkes-Barre and recorded 2-2-4 and a plus-3 rating.

2007-2008 HIGHLIGHTS

Led Northeastern in scoring with 12-23-35 in 37 games...Had 75 PIM...Posted 33 of his 35 points in 27 conference games.

2006-2007 HIGHLIGHTS

Recorded 7-9-16 in 35 games for Northeastern...Tied for the team lead with three game-winning goals.

2005-2006 HIGHLIGHTS

Skated in 31 games in his first season at Northeastern and posted 8-8-16 and 71 PIM.

PERSONAL

Nickname is "Joey V"...Joe and his wife, Brianna, have three children: Summer, Harper and Bode...His favorite player growing up was John Casey...Other favorites include: Beatles and Led Zeppelin (music) and "Pirates of the Caribbean" (movie)...Enjoys spending time with his family and cooking.

Has won 55% of his face-offs in his career.

CAREER STATISTICS

SEASON	TEAM	LEAGUE	GP	REGULAR SEASON								GP	PLAYOFFS			
				G	A	PTS	PP	SH	GW	+/-	PIM		G	A	PTS	PIM
2004-05	Sioux Falls	USHL	53	11	20	31	3	0	3	-4	62	-	-	-	-	-
2005-06	Northeastern	HEA	31	8	8	16	2	1	1	-	71	-	-	-	-	-
2006-07	Northeastern	HEA	35	7	9	16	1	2	3	-	54	-	-	-	-	-
2007-08	Northeastern	HEA	37	12	23	35	2	0	1	-	75	-	-	-	-	-
2008-09	Northeastern	HEA	40	7	20	27	1	2	2	-	68	-	-	-	-	-
	Wilkes-Barre	AHL	5	2	2	4	0	0	0	3	2	12	0	0	0	12
2009-10	Wilkes-Barre	AHL	74	6	26	32	0	0	1	3	70	4	0	2	2	0
2010-11	Pittsburgh	NHL	9	1	1	2	0	0	0	-1	13	-	-	-	-	-
	Wilkes-Barre	AHL	60	9	21	30	0	2	3	13	64	11	3	3	6	18
2011-12	Pittsburgh	NHL	68	4	10	14	0	0	1	-5	56	4	0	0	0	12
2012-13	Pittsburgh	NHL	33	2	3	5	0	0	1	-7	17	6	0	1	1	6
2013-14	Pittsburgh	NHL	53	1	13	14	0	0	1	-1	29	13	0	0	0	4
2014-15	Arizona	NHL	70	3	6	9	0	0	0	-11	36	-	-	-	-	-
FRANCHISE TOTALS			70	3	6	9	0	0	0	-11	36	-	-	-	-	-
NHL TOTALS			233	11	33	44	0	0	3	-25	151	23	0	1	1	22

2014-15 REAL TIME STATS

Hits: 104

SH TOI/G: 2:10

Takeaways: 30


CAREER HIGHLIGHTS

MOST GOALS/GAME: 1 – 11 times (last 12/6/14 vs. BOS)+	MOST SHOTS/GAME: 4 – 4 times (last 11/13/14 at CGY)+	LONGEST POINT STREAK: 3 games – 12/13/13-12/16/13*
MOST ASSISTS/GAME: 2 – 10/11/11 vs. FLA*	LONGEST GOAL STREAK: 2 games – 11/11/14-11/13/14+	CAREER HAT TRICKS: None
MOST POINTS/GAME: 2 – 10/11/11 vs. FLA*	LONGEST ASSIST STREAK: 3 games – 12/13/13-12/16/13*	MULTIPLE POINT GAMES: None
MOST PIM/GAME: 12 – 2/18/12 at PHI*		

FIRSTS

FIRST COYOTES GAME: 10/9/14 vs. WPG	FIRST NHL GAME: 2/10/11 vs. LAK*
FIRST COYOTES GOAL: 10/11/14 vs. DAL	FIRST NHL GOAL: 2/16/11 at COL*
FIRST COYOTES ASSIST: 10/15/14 vs. EDM	FIRST NHL ASSIST: 2/11/11 at NYI*

*w/PIT, +w/ARI



MICHAEL BUNTING

LW

Height: 5'11" **Weight:** 197 **Shoots:** Left
Born: Sept. 17, 1995, Scarborough, Ontario
Drafted: Arizona's 5th choice (4th round, 117th overall) in the 2014 Entry Draft

SEASON	TEAM	LEAGUE	REGULAR SEASON					PLAYOFFS				
			GP	G	A	PTS	PIM	GP	G	A	PTS	PIM
2013-14	Sault Ste. Marie Greyhounds	OHL	48	15	27	42	34	9	5	1	6	4
2014-15	Sault Ste. Marie Greyhounds	OHL	57	37	37	74	39	14	9	5	14	10

CAREER NOTES: 2014-15: Played in 57 games with Sault Ste. Marie (OHL), registering 37-37-74 and a plus-44 rating...Set OHL career bests in games, goals, assists and points...Led the Greyhounds in goals and ranked fourth on the team in points...Ranked 13th in the OHL in goals and seventh in plus-minus...Scored 12 PPGS...Collected 21 multi-point games...Posted 2-1-3 vs. Saginaw on Oct. 1...Recorded a 11-game point streak (5-10-15) from Oct. 18 – Nov. 15...Had 1-3-4 vs. Saginaw on Jan. 14...Notched 3-1-4 vs. North Bay on Feb. 20...Registered 1-3-4 vs. Kitchener on Feb. 21...Recorded a seven-game point streak (8-9-17) from Feb. 11-21...Totaled 9-5-14 in 14 playoff games...Notched a five-game point streak (6-2-8) to start the postseason from Mar. 27 – Apr. 8...Tallied 2-1-3 vs. Saginaw on Mar. 28...Finished second on the team in playoff goals and tied with the third-most playoff points...**2013-14:** Skated in 48 games with Sault Ste. Marie...Collected 15-27-42 and a plus-10 rating...Scored his first career OHL goal against Sudbury on Sept. 21...Notched a five-game point streak (5-5-10) from Oct. 19-26...Registered 1-2-3 at Peterborough on Oct. 19...Scored his first OHL hat trick (3-1-4) vs. Sarnia on Oct. 23...Had 2-1-3 at Guelph on Dec. 19...Added 5-1-6 in nine playoff contests...Led the team in playoff goals...Scored two goals vs. Owen Sound on Mar. 22...Scored a hat trick (3-0-3) vs. Owen Sound on Mar. 28.




GREG CAREY

C/W

Height: 6'0" **Weight:** 198 lbs. **Shoots:** Left
Born: April 5, 1990, Hamilton, Ontario
Drafted: Not Drafted
Acquired: Signed as a free agent, March 19, 2014

SEASON	TEAM	LEAGUE	REGULAR SEASON					PLAYOFFS				
			GP	G	A	PTS	PIM	GP	G	A	PTS	PIM
2010-11	St. Lawrence	ECAC	40	23	17	40	24	-	-	-	-	-
2011-12	St. Lawrence	ECAC	36	15	22	37	22	-	-	-	-	-
2012-13	St. Lawrence	ECAC	38	28	23	51	38	-	-	-	-	-
2013-14	St. Lawrence	ECAC	38	18	39	57	39	-	-	-	-	-
	Portland	AHL	13	1	1	2	4	-	-	-	-	-
2014-15	Portland	AHL	29	2	4	6	18	-	-	-	-	-
	Gwinnett	ECHL	30	15	12	27	6	-	-	-	-	-

CAREER NOTES: 2014-15: Recorded 2-4-6 and 18 PIM in 29 games with Portland (AHL)...Scored a goal at Norfolk on Nov. 22...Had an assist in back-to-back games (0-2-2) from Dec. 17-19...Collected 15-12-27 and six PIM in 30 games with Gwinnett (ECHL)...Ranked fourth on the Gladiators in points and tied for second in goals...Scored four goals at South Carolina on Nov. 9...Tallied 3-1-4 vs. Florida on Jan. 23...Had a four-game point streak (4-3-7) from Jan. 23-28...**2013-14:** Signed a one-year entry level contract with Arizona on March 19, 2014...Made his professional debut with Portland at Bridgeport on Mar. 23...Appeared in 13 games with the Pirates, recording 1-1-2 and four PIM...Scored his first professional goal vs. Albany on Apr. 16...Was named a Hobey Baker Award finalist for the second consecutive season...Earned NCAA (East) First All-American Team honors...Registered 18-39-57 in 38 games with St. Lawrence...Finished first in the nation in power-play points (31), second in assists (39) and third in total points (57)...Was the Saints leading scorer in each of his four seasons...Finished first in the ECAC in points and assists...**2012-13:** Recorded 28-23-51 in 38 games with St. Lawrence...He led the nation in goals and power-play goals (14) and became the first junior in Saints history to be selected as a Hobey Baker Award finalist...Also earned NCAA (East) Second All-American team and NCAA (ECAC) First All-Star team recognition...**2011-12:** Totaled 15-22-37 in 37 games with the Saints...Tied for the team lead in points and led St. Lawrence in goals...**2010-11:** Posted 23-17-40 in 40 games in his freshman season at St. Lawrence...Finished first among all Saints in goals and points...Was named to the NCAA (ECAC) All-Rookie team.



LAURENT DAUPHIN

C

Height: 6'1" **Weight:** 180 **Shoots:** Left
Born: March 27, 1995, Repentigny, Quebec City
Drafted: Phoenix's 2nd choice (2nd round, 39th overall) in the 2013 Entry Draft

SEASON	TEAM	LEAGUE	GP	REGULAR SEASON				PLAYOFFS				
				G	A	PTS	PIM	GP	G	A	PTS	PIM
2010-11	College Esther-Blondin Phenix	QMAAA	41	16	25	41	28	3	0	1	1	0
2011-12	College Esther-Blondin Phenix	QMAAA	41	18	45	63	48	13	12	14	26	12
2012-13	Chicoutimi	QMJHL	62	25	32	57	50	6	2	2	4	8
2013-14	Chicoutimi	QMJHL	52	24	30	54	56	-	-	-	-	-
2014-15	Chicoutimi	QMJHL	56	31	44	75	74	5	5	3	8	12
	Portland	AHL	4	1	0	1	2	5	0	2	2	0

CAREER NOTES: 2014-15: Skated in 56 games with Chicoutimi (QMJHL), recording 31-44-75...Led the Saguenéens in points, assists and goals...Established new QMJHL career highs in goals, assists, points and penalty minutes (74)...Registered 23 multi-point games...Tallied 1-3-4 at Halifax on Sept. 26...Had a six-game point streak (4-8-12) from Dec. 4 to Jan. 9...Totalled 9-9-18 in 12 February games...Recorded a point in 17 of 18 February contests and notched a seven-game point streak (5-6-11) from Feb. 13-28... Added a team-leading 5-3-8 in five postseason games...Recorded a hat trick (3-0-3) vs. Moncton on Apr. 2...Made his professional debut with Portland (AHL) on Apr. 11 vs. Wilkes-Barre/Scranton...Scored his first professional goal vs. Providence on Apr. 18...Had 0-2-2 in five postseason games with the Pirates...Skated in his first career AHL playoff contest and earned an assist at Manchester on Apr. 23...**2013-14:** Recorded 24-30-54 in 52 games with Chicoutimi...Led the Saguenéens in points and assists and finished second in goals...Started the season with a six-game point streak (4-4-8) from Sept. 15 – Oct. 1...Recorded a seven-game point streak (5-4-9) from Nov. 9 – Dec. 14...Registered a nine-game point streak (5-9-14) from Jan. 26 – Feb. 15...**2012-13:** Appeared in a QMJHL career high 62 games with the Saguenéens...Totalled 25-32-57 and a career-best nine game-winning goals and 10 power-play goals...Finished fourth on the team in scoring...Posted a five-game point streak (5-3-8) from Oct. 14-25...Notched a five-game point streak (5-3-8) from Nov. 3-16...Tallied a five-game point streak (4-2-6) from Jan. 4-11...Added 2-2-4 in six postseason contests...Posted 1-1-2 at Quebec on Mar. 22...Had a three-game postseason point streak (2-2-4) from Mar. 22-26.



LOUIS DOMINGUE

G

Height: 6'3" **Weight:** 210 **Catches:** Right
Born: Mar. 6, 1992, Mont St-Hilaire, Quebec
Drafted: Phoenix's 5th choice (5th round, 138th overall) in the 2010 Entry Draft

SEASON	TEAM	LEAGUE	GP	MIN	GA	SO	REGULAR SEASON			PLAYOFFS						
							SV%	GAA	W-L-OTL	GP	MIN	GA	SO	SV%	GAA	W-L-OTL
2008-09	Moncton	QMJHL	12	621	24	0	.930	2.32	5-5-0	-	-	-	-	-	-	-
2009-10	Moncton	QMJHL	22	1195	56	1	.902	2.81	11-9-0	-	-	-	-	-	-	-
	Quebec	QMJHL	19	1017	43	2	.910	2.54	9-8-0	9	454	33	0	.863	4.35	3-5-0
2010-11	Quebec	QMJHL	57	3033	134	2	.898	2.65	37-12-3	18	995	41	1	.913	2.47	11-5-1
2011-12	Quebec	QMJHL	39	2162	94	4	.914	2.61	23-8-4	11	679	30	0	.897	2.65	7-3-1
2012-13	Gwinnett	ECHL	34	2051	92	3	.904	2.69	23-9-2	10	619	23	2	.926	2.23	6-3-1
	Portland	AHL	2	100	4	0	.931	2.40	1-0-0	-	-	-	-	-	-	-
2013-14	Portland	AHL	36	1783	108	1	.890	3.63	9-18-2	-	-	-	-	-	-	-
	Gwinnett	ECHL	7	388	13	1	.939	2.01	1-3-2	-	-	-	-	-	-	-
2014-15	Portland	AHL	20	1121	50	0	.908	2.68	11-6-3	5	253	10	1	.925	2.37	2-2-0
	Arizona	NHL	7	308	14	0	.911	2.73	1-2-1	-	-	-	-	-	-	-
	Gwinnett	ECHL	2	119	2	1	.958	1.01	1-1-0	-	-	-	-	-	-	-

CAREER NOTES: 2014-15: Appeared in seven games with the Coyotes...Registered a .911 SV%, a 2.73 GAA and a 1-2-1 record...Made his NHL debut at Ottawa on Jan. 31, stopping 9 of 11 shots in relief...Made his first career NHL start at Montreal on Feb. 1...Recorded 18 saves on 20 shots faced to earn his first career NHL win against the Canadiens...Collected a 2.68 GAA, a .908 SV% and an 11-6-3 record in 20 appearances with Portland (AHL)...Went 2-2 with a 2.37 GAA and a .925 SV% in five Calder Cup playoff games...Stopped all 28 shots faced in shutout vs. Manchester on Apr. 30...Posted a 1.01 GAA and a .958 SV% in two games with Gwinnett (ECHL)...**2013-14:** Spent the majority of the season with Portland...Registered a 9-18-2 record with an .890 SV% and a 3.63 GAA in 36 games...Stopped all 31 shots in a shutout over Bridgeport on Jan. 11...Finished second among Pirates goaltenders in games played, minutes and save percentage...Set AHL career highs in games played and wins...Appeared in seven games with Gwinnett...Posted a 2.01 GAA and a .939 SV% with the Gladiators...**2012-13:** Recorded a 23-9-2 record with a 2.69 GAA and .904 SV% in 34 games with Gwinnett...Led Gladiators goaltenders in games played, shutouts, minutes and wins...Ranked tied for fourth in the ECHL in wins...Appeared in 10 postseason games with Gwinnett, recording a 6-3-1 record with a .926 SV% and 2.23 GAA...Finished tied for second in the ECHL with two postseason shutouts and fifth in GAA...Made his AHL debut with Portland...Appeared in two games with the Pirates, registering a .931 SV% in 100 minutes...**2011-12:** Led the league in SV% (.914)...Played in 39 games for Quebec (QMJHL), posting a 23-8-4 record...Recorded career highs in shutouts (4) and GAA (2.61)...Went 7-3-1-0 in 11 postseason games...Posted the third-best GAA (2.65) in the QMJHL postseason...**2010-11:** Signed an entry-level contract with the Coyotes on June 1...Appeared in a career-high 57 games in his third QMJHL season; playing a full-season for the Quebec Remparts...He posted a 2.65 GAA and .898 SV%, leading the Remparts to the third-best record in the league...Posted an 11-5-1-0 record with one shutout...Registered a 2.47 GAA and .913 SV% in the postseason as Quebec reached the league semi-final...Invited to Canada's 2012 World Junior development camp...**2009-10:** Began the season with Moncton, posting a 11-9-0 record in 22 games...Traded to the Quebec Remparts mid-season...Appeared in 19 games for Quebec, posting a 2.54 GAA along with a .910 SV%... Played in nine postseason games for the Remparts, recording a 4.35 GAA and a .863 SV%...Represented Team Orr at the 2010 CHL Top Prospects Game...**2008-09:** Appeared in 12 games for Moncton in his rookie QMJHL season, posting a 5-5-0 record while registering a 2.51 GAA and a .924 SV%.



CHRISTIAN DVORAK

C

Height: 6'1"

Weight: 196


Shoots: Left

Born: Feb. 2, 1996, Frankfort, Illinois

Drafted: Arizona's 3rd choice (2nd round, 58th overall) in the 2014 Entry Draft

SEASON	TEAM	LEAGUE	REGULAR SEASON					PLAYOFFS				
			GP	G	A	PTS	PIM	GP	G	A	PTS	PIM
2012-13	Chicago	USHL	9	2	3	5	2	-	-	-	-	-
2013-14	London	OHL	33	6	8	14	0	-	-	-	-	-
2014-15	London	OHL	66	41	68	109	24	10	5	8	13	0
	Portland	AHL	2	1	1	2	4	5	0	1	1	0

CAREER NOTES: 2014-15: Registered 41-68-109, a plus-33 rating and 24 PIM in 66 games with London (OHL)...Ranked 12th in the OHL in goals, sixth in assists and fifth in points...Scored 14 PPGs...Finished second on the Knights in points, goals and plus-minus...Notched 32 multi-point games including seven games with four or more points...Posted a 14-game point streak (11-19-30) from Oct. 24 – Nov. 30...Totaled 6-18-24 in 10 November games...Had a seven-game point streak (7-12-19) from Dec. 6-19...Recorded back-to-back six-point games (3-3-6 on Dec. 31 at Sarnia and 1-5-6 on Jan. 2 vs. Sarnia)... Named Pioneer Energy OHL Player of the Week for the week ending Dec. 14 after posting 6-6-12 in three games...Also selected as the CHL's Player of the Week that week...Tallied a nine-game point streak (9-13-22) from Jan. 11-30...Collected 10-18-28 in 12 January contests...Named OHL Player of the Month for December after earning 10-16-26 and a plus-12 rating in 10 games...Selected as the OHL Player of the Month for January after recording 10-18-28 in 12 contests...Totaled 5-8-13 in 10 postseason games with the Knights...Led the team in playoff assists and was second in points...Registered an eight-game playoff point streak (5-6-11) from Mar. 27 – Apr. 10...Scored two goals at Kitchener on Mar. 31... Signed a three-year entry-level contract with Arizona on Apr. 17...Skated in two regular season games with Portland (AHL), notching 1-1-2 and four PIM... Made his AHL debut on Apr. 18 vs. Providence...Scored his first professional goal, assist and multi-point game (1-1-2) on Apr. 19 at Worcester...Skated in his Calder Cup playoff debut on Apr. 23 at Manchester...Tallied an assist on Apr. 25 at Manchester...**2013-14:** Collected 6-8-14 and a plus-eight rating in 33 games with London... Made his OHL debut on Sept. 20 vs. Plymouth...Recorded his first career OHL point (assist) on Sept. 27 vs. Saginaw...Scored his first OHL goal on Oct. 4 vs. Windsor... Had a four-game point streak (3-3-6) from Oct. 4-11.



CHRISTIAN FISCHER

RW

Height: 6'2"

Weight: 214

Shoots: Right

Born: April 15, 1997, Chicago, Illinois

Drafted: Arizona's 3rd choice (2nd round, 32nd overall) in the 2015 Entry Draft

SEASON	TEAM	LEAGUE	REGULAR SEASON					PLAYOFFS				
			GP	G	A	PTS	PIM	GP	G	A	PTS	PIM
2013-14	USA U-17	USHL	54	19	23	42	23	-	-	-	-	-
2014-15	USA U-18	USHL	66	31	33	64	22	-	-	-	-	-

CAREER NOTES: 2014-15: Signed a three-year entry-level contract with Arizona on Aug. 20...Collected 31-33-64 and 22 PIM in 66 games with USA U-18 (USHL)...Ranked fifth on the U.S. U-18 Team in points and third in goals...Won gold with Team USA at the 2015 U-18 World Junior Championship where he tallied 1-7-8 in seven games...Set a USHL record for the fastest goal to start a game when he scored six seconds into the first period on Mar. 5 vs. Omaha...**2013-14:** Registered 19-23-42 and 23 PIM in 54 games with the USA U-17 team.



TYLER GAUDET

C

Height: 6'4" **Weight:** 205 **Shoots:** Left
Born: Apr. 4, 1993, Hamilton, Ontario
Drafted: Not Drafted
Acquired: Signed as a free agent, November 4, 2013

SEASON	TEAM	LEAGUE	REGULAR SEASON					PLAYOFFS				
			GP	G	A	PTS	PIM	GP	G	A	PTS	PIM
2011-12	Gatineau	QMJHL	38	3	2	5	25	-	-	-	-	-
	Pembroke	CCHL	22	4	12	16	6	11	0	3	3	2
2012-13	Pembroke	CCHL	25	10	12	22	6	-	-	-	-	-
	Sault Ste. Marie	OHL	34	3	5	8	10	6	1	0	1	10
2013-14	Sault Ste. Marie	OHL	65	26	35	61	35	9	2	6	8	0
	Portland	AHL	2	0	0	0	0	-	-	-	-	-
2014-15	Portland	AHL	71	8	12	20	22	4	1	1	2	0
	Arizona	NHL	2	0	0	0	0	-	-	-	-	-

CAREER NOTES: 2014-15: Skated in two games with the Coyotes...Made his NHL debut vs. Philadelphia on Dec. 29...Registered 8-12-20 in 71 games with Portland (AHL)...Played in the third-most games on the team...Notched his first professional point (assist) at Worcester on Oct. 29...Scored his first career AHL goal at Providence on Nov. 7...Recorded a three-game point streak (2-1-3) from Nov. 22 – Dec. 2...Notched 0-2-2 vs. Bridgeport on Jan. 23...Had two assists at St. John's on Feb. 6...Collected 1-1-2 in four playoff games with the Pirates...Made his AHL postseason debut against Manchester on Apr. 23...Tallied 1-1-2 at Manchester on May 2...**2013-14:** Signed a three-year entry-level contract with the Coyotes on Nov. 4...Appeared in two games with Portland...Made his professional debut on Apr. 16 versus Albany...Registered 26-35-61 and 35 PIM in 65 games with Sault Ste. Marie (OHL)...Finished third on the team in scoring, fourth in assists and third in goals...Established career highs in games played, goals, assists, points and PIM...Tallied 1-2-3 versus Sudbury on Sept. 21...Had an eight-game point streak (7-8-15) from Oct. 19 – Nov. 5...Posted 2-1-3 versus Saginaw on Dec. 31...Had a five-game point streak (3-4-7) from Dec. 15 – 31...Notched a six-game point streak (3-4-7) from Jan. 5 – 17...Recorded a five-game point streak (5-4-9) from Feb. 6 – 15...Totaled 14 multi-point games...Registered 2-6-8 in nine postseason games with the Greyhounds...Tied for the team lead in total playoff points...Finished second on the team in postseason assists...**2012-13:** Appeared in 34 games with Sault Ste. Marie...Collected 3-5-8 and 10 PIM...Scored his first career OHL goal against Kingston on Jan. 6...Skated in six playoff contests with the Greyhounds, totaling 1-0-1 and 10 PIM...Registered 10-12-22 and six PIM in 25 games with Pembroke (CCHL) as team captain...**2011-12:** Skated in 22 games with Pembroke, finishing with 4-12-16 and six PIM...Added 0-3-3 in 11 postseason games...Played in 38 contests with Gatineau (QMJHL), collecting 3-2-5 and 25 PIM.



MAXIM GONCHAROV

D

Height: 6'4" **Weight:** 208 **Shoots:** Left
Born: June 15, 1989, Moskva, Russia
Drafted: Phoenix's 5th choice (5th round, 123rd overall) in the 2007 Entry Draft

SEASON	TEAM	LEAGUE	REGULAR SEASON					PLAYOFFS				
			GP	G	A	PTS	PIM	GP	G	A	PTS	PIM
2006-07	CSKA Moscow	Russia	18	0	0	0	10	5	0	0	0	2
2006-07	CSKA Moscow	Russia	47	3	3	6	38	6	0	2	2	0
	CSKA Moscow 2	Russia - 3	4	0	2	2	35	3	0	0	0	8
2008-09	CSKA Moscow	KHL (Russia)	47	7	8	15	50	7	0	0	0	4
2009-10	CSKA Moscow	KHL (Russia)	51	4	13	17	52	3	1	0	1	2
2011-12	Portland	AHL	45	1	3	4	37	-	-	-	-	-
2012-13	Portland	AHL	45	2	13	15	114	1	0	0	0	4
2013-14	CSKA Moskva	KHL	21	3	4	7	24	-	-	-	-	-
	Avangard Omsk	KHL	27	3	3	6	100	-	-	-	-	-
2014-15	Avangard Omsk	KHL	15	1	0	1	16	12	0	1	1	29

CAREER NOTES: 2014-15: Posted 1-0-1 with 16 PIM in 15 games with Avangard Omsk (KHL)...Tallied 0-1-1 with 29 PIM in 12 postseason games...**2013-14:** Skated in 21 games with CSKA Moskva, recording 3-4-7 and 24 PIM...Registered 3-3-6 and 100 PIM in 27 games with Avangard Omsk...**2012-13:** Appeared in 45 games with Portland (AHL)...Registered 2-13-15 and 114 PIM...Ranked second on the team in PIM...Set AHL career highs in assists and PIM...Signed with SKA Saint Petersburg (KHL) on June 3, 2013...**2011-12:** Skated in 45 games with Portland (AHL), recording 1-3-4 and 37 PIM...Scored his lone goal of the season vs. Wilkes-Barre/Scranton, Nov. 18...Registered first point (assist) as a Pirate at St. John's, Oct. 26...Made his Portland debut at Bridgeport, Oct. 8...**2010-11:** Appeared in his first professional season with San Antonio (AHL), recording 6-9-15 and 65 PIM in 61 games...Ranked second among Rampage defensemen in goals and points...**2009-10:** Appeared in 51 games for CSKA Moscow of the KHL (Russia)...Recorded 4-13-17 with 52 PIM and a plus-5 rating...Scored each of his four goals on the power play to rank tied for second on the team in power play goals...Ranked third among CSKA defensemen in points...Scored one goal while appearing in three postseason games...**2008-09:** Registered 7-8-15 and 50 PIM in 47 games for CSKA Moscow...Ranked second among CSKA defensemen in goals and power play goals...Represented Russia at the 2009 IIHF World Junior Championship, helping his team to the bronze medal...Recorded 5-1-6 in seven games to lead the tournament in goals by a defenseman...Ranked second on the team in goals...Scored a goal in the bronze medal game vs. Slovakia...**2007-08:** Spent the majority of the season with CSKA Moscow, recording 3-3-6 in 47 games...Also collected two assists in six playoff games...**2006-07:** Appeared in 18 games for CSKA Moscow...Helped lead Russia to the gold medal at the 2007 IIHF U-18 World Championship.



JUSTIN HACHE

D

Height: 6'2"

Weight: 202

Shoots: Left

Born: Jan. 10, 1994, Petit-Rocher, New Brunswick

Drafted: Phoenix's 8th choice (7th round, 208th overall) in the 2012 Entry Draft

SEASON	TEAM	LEAGUE	REGULAR SEASON					PLAYOFFS				
			GP	G	A	PTS	PIM	GP	G	A	PTS	PIM
2010-11	Shawinigan	QMJHL	37	3	12	15	17	10	0	2	2	4
2011-12	Shawinigan	QMJHL	60	2	16	18	46	11	1	0	1	2
2012-13	Cape Breton	QMJHL	68	7	26	33	61	-	-	-	-	-
2013-14	Cape Breton	QMJHL	57	5	41	46	53	3	0	1	1	0
	Portland	AHL	6	0	0	0	2	-	-	-	-	-
2014-15	Portland	AHL	60	0	6	6	18	-	-	-	-	-

CAREER NOTES: **2014-15:** Appeared in 60 games with Portland (AHL), totaling 0-6-6 and 18 PIM...Set AHL career highs in games, assists, points and PIM...Notched his first professional point (assist) at Worcester on Oct. 29...Had an assist at Springfield on Feb. 21...Was third among Pirates defensemen in games played...**2013-14:** Appeared in six games with Portland...Made his professional debut on Apr. 9 vs. Manchester...Signed a three-year entry-level contract with the Coyotes on Apr. 7...Collected 5-41-46 and 53 PIM in 57 games with Cape Breton (QMJHL)...Finished second on the team in assists and defensemen scoring...Set career highs in assists and total points...Notched a career-high four assists on Jan. 17 vs. Moncton...Had a career-long four-game point streak from Feb. 12-21...Added 0-1-1 in three postseason games with the Screaming Eagles...**2012-13:** Registered 7-26-33 and 61 PIM in 68 games with Cape Breton...Was one of three players to play in all 68 games...Led the team in defensemen assists and points...Posted 1-2-3 on Dec. 16 vs. Acadie-Bathurst...**2011-12:** Skated in 60 games with Shawinigan (QMJHL), totaling 2-16-18 and 46 PIM...Recorded 1-0-1 in 11 playoff contests...**2010-11:** Tallied 3-12-15 and 17 PIM in 37 games in his first season with Shawinigan...Made his QMJHL postseason debut, recording 0-2-2 in 10 games.



ALEX GRANT

D

Height: 6'4"

Weight: 205

Shoots: Right


Born: Jan. 20, 1989, Antigonish, Nova Scotia

Drafted: Pittsburgh's 6th choice (4th round, 118th overall) in the 2007 Entry Draft

Acquired: Signed as a free agent, July 2, 2015

SEASON	TEAM	LEAGUE	REGULAR SEASON					PLAYOFFS				
			GP	G	A	PTS	PIM	GP	G	A	PTS	PIM
2005-06	Saint John	QMJHL	47	4	9	13	58	-	-	-	-	-
2006-07	Saint John	QMJHL	68	12	20	32	108	-	-	-	-	-
2007-08	Saint John	QMJHL	70	15	33	48	96	14	3	11	14	12
2008-09	Saint John	QMJHL	37	9	22	31	51	-	-	-	-	-
	Shawinigan	QMJHL	23	4	15	19	11	21	4	5	9	18
2009-10	Wilkes-Barre/Scranton	AHL	14	3	2	5	28	2	0	0	0	0
	Wheeling	ECHL	40	7	20	27	36	-	-	-	-	-
2010-11	Wilkes-Barre/Scranton	AHL	4	0	0	0	0	-	-	-	-	-
	Wheeling	ECHL	14	3	2	5	6	17	2	0	2	13
2011-12	Wilkes-Barre/Scranton	AHL	61	10	27	37	73	12	2	5	7	13
2012-13	Wilkes-Barre/Scranton	AHL	46	4	16	20	73	13	2	2	4	27
2013-14	Norfolk	AHL	52	7	20	27	46	-	-	-	-	-
	Binghamton	AHL	19	2	8	10	6	4	0	0	0	10
	Anaheim	NHL	2	2	0	2	2	-	-	-	-	-
2014-15	Binghamton	AHL	58	6	27	33	57	-	-	-	-	-

CAREER NOTES: **2014-15:** Registered 6-27-33 and 57 PIM in 58 games with Binghamton (AHL)...Ranked third among Senators defensemen in assists...Recorded a five-game point streak (0-6-6) from Feb. 13-20...Posted a nine-game point streak (1-9-10) from Nov. 28 - Dec. 19...**2013-14:** Skated in two games with Anaheim (NHL)...Totaled 2-0-2 and a plus-three rating with the Ducks...Made his NHL debut and scored his first career goal on Nov. 30 at San Jose...Scored a goal in his second career NHL game vs. Minnesota on Dec. 11...Collected 7-20-27 and 46 PIM in 52 games with Norfolk (AHL)...Added 2-8-10 and six PIM in 19 contests with Binghamton...Had nine multi-point games...Set AHL career highs in games and assists...Matched his AHL career high for points in a season...Skated in four Calder Cup playoff games with the Senators...**2012-13:** Totaled 4-16-20 and 73 PIM in 46 games with Wilkes-Barre/Scranton (AHL)...Played in 13 Calder Cup playoff games with the Penguins, totaling 2-2-4 and 27 PIM...**2011-12:** Skated in 61 games with Wilkes-Barre/Scranton...Tallied 10-27-37 and 73 PIM...His 10 goals were an AHL career high...Totaled a career-best 2-5-7 in 12 Calder Cup playoff contests...**2010-11:** Appeared in four games with Wilkes-Barre/Scranton...Recorded 3-2-5 and six PIM in 14 games with Wheeling (ECHL)...Added 2-0-2 in 17 postseason games with the Nailers...**2009-10:** Tallied 3-2-5 and 28 PIM in 14 games with Wilkes-Barre/Scranton...Made his AHL debut at Hartford on Nov. 19...Skated in two Calder Cup playoff games with the Penguins...Registered 7-20-27, a plus-four rating and 36 PIM in 40 games with Wheeling...**2005-08:** Recorded 44-99-143 in 245 career QMJHL games with Saint John and Shawinigan...Selected as Saint John's Captain for the 2007-08 and 2008-09 seasons.



DUSTIN JEFFREY

C

Height: 6'1"

Weight: 205

Shoots: Left


Born: Feb. 27, 1988, Sarnia, Ontario

Drafted: Pittsburgh's 8th choice (6th round, 171st overall) in the 2007 Entry Draft

Acquired: Signed as a free agent, July 1, 2015

SEASON	TEAM	LEAGUE	GP	REGULAR SEASON				PIM	PLAYOFFS				
				G	A	PTS			GP	G	A	PTS	PIM
2004-05	Mississauga	OHL	53	10	15	25		20	-	-	-	-	-
2005-06	Mississauga	OHL	30	6	9	15		26	-	-	-	-	-
	Sault Ste. Marie	OHL	39	12	11	23		10	4	1	2	3	2
2006-07	Sault Ste. Marie	OHL	68	34	58	92		40	13	6	12	18	11
2007-08	Sault Ste. Marie	OHL	56	38	59	97		30	14	3	8	11	12
	Wilkes-Barre/Scranton	AHL	-	-	-	-		-	15	2	1	3	4
2008-09	Wilkes-Barre/Scranton	AHL	63	11	26	37		31	12	5	5	10	8
	Pittsburgh	NHL	14	1	2	3		0	-	-	-	-	-
2009-10	Wilkes-Barre/Scranton	AHL	77	24	47	71		16	4	0	1	1	6
	Pittsburgh	NHL	1	0	0	0		0	-	-	-	-	-
2010-11	Wilkes-Barre/Scranton	AHL	40	17	28	45		8	-	-	-	-	-
	Pittsburgh	NHL	25	7	5	12		4	-	-	-	-	-
2011-12	Wilkes-Barre/Scranton	AHL	2	0	1	1		0	-	-	-	-	-
	Pittsburgh	NHL	26	4	2	6		2	-	-	-	-	-
2012-13	Medvescak Zagreb	KHL	20	11	12	23		20	-	-	-	-	-
	Pittsburgh	NHL	24	3	3	6		2	-	-	-	-	-
2013-14	Pittsburgh	NHL	10	0	1	1		2	-	-	-	-	-
	Texas	AHL	21	4	6	10		2	19	7	5	12	2
	Dallas	NHL	24	2	1	3		0	-	-	-	-	-
2014-15	Utica	AHL	49	17	24	41		18	-	-	-	-	-
	Bridgeport	AHL	20	8	15	23		4	-	-	-	-	-

CAREER NOTES: 2014-15: Started the season with Utica (AHL)...Recorded 17-24-41- and 18 PIM in 49 games with the Comets...Traded from Vancouver (NHL) to the New York Islanders (NHL) on Mar. 2...Totaled 8-15-23 with four PIM in 20 games with Bridgeport Sound (AHL)...Scored a career-high 25 combined goals with Utica and Bridgeport...Was plus-19 in 69 games...Had a six-game point streak (3-6-9) from Oct. 22 – Nov. 21...Tallied 1-3-4 at San Antonio on Dec. 5...Posted 2-1-3 vs. Grand Rapids on Jan. 14...Notched a five-game point streak (3-4-7) from Feb. 16-24...Collected four assists vs. Binghamton on Mar. 22...Recorded 5-9-14 in 12 March games...**2013-14:** Skated in 21 games with Texas (AHL)...Registered 4-6-10 and two PIM...Totaled 7-5-12 in 19 Calder Cup playoff games to help the Stars capture the 2013-14 Calder Cup Championship...Recorded 2-1-3 in 24 appearances with Dallas (NHL)...Acquired by the Stars from Pittsburgh on Nov. 17...Had 0-1-1 and two PIM in 10 games with the Penguins...Skated in a career-high 34 NHL games...**2012-13:** Collected 3-3-6 and two PIM in 24 games with Pittsburgh...Appeared in 20 games with Medvescak Zagreb (KHL) during the NHL lockout...Notched 11-12-23 and 20 PIM...**2011-12:** Registered 4-2-6 and two PIM in 26 games with Pittsburgh...Earned an assist in two games with Wilkes-Barre/Scranton (AHL)...**2010-11:** Collected 7-5-12 with a plus-5 rating in 25 games with Pittsburgh...Set NHL career highs in goals, assists and points...Added 17-28-45 and a plus-13 rating in 40 contests with Wilkes-Barre/Scranton...Ranked third on WBS in points...**2009-10:** Skated in an AHL career-high 77 games with Wilkes-Barre/Scranton...Recorded 24-47-71 and a plus-16 rating...Led the team in points and assists and was second in goals...Set career highs in assists, points and plus-minus...Appeared in one game with Pittsburgh...Had 0-1-1 and six PIM in four Calder Cup playoff games...**2008-09:** Registered 11-26-37 with 31 PIM in 63 games with Wilkes-Barre/Scranton...Scored 5-5-10 in 12 playoff contests...Tied for second on the team in postseason goals and points...Collected 1-2-3 and a plus-four rating in 15 games with the Penguins...Made his NHL debut on Dec. 26 at New Jersey...Earned his first NHL point (assist) vs. Boston on Dec. 30...Scored his first career NHL goal at Boston on Jan. 1...**2004-08:** Recorded 100-152-252, a plus-36 rating and 126 PIM in 246 career OHL games with the Sault Ste. Marie Greyhounds and Mississauga IceDogs...Totaled 10-22-32 with 25 PIM in 31 OHL playoff games.



MAREK LANGHAMER

G

Height: 6'2"

Weight: 193

Catches: Left

Born: July 22, 1994, Moravska Trebova, Czech Republic

Drafted: Phoenix's 7th choice (7th round, 184th overall) in the 2012 Entry Draft

SEASON	TEAM	LEAGUE	GP	MIN	REGULAR SEASON					GP	MIN	PLAYOFFS				
					GA	SO	SV%	GAA	W-L-OTL			GA	SO	SV%	GAA	W-L-OTL
2012-13	Medicine Hat	WHL	30	1450	83	2	.899	3.44	15-12-1	1	38	5	0	.833	7.83	0-0-0
2013-14	Medicine Hat	WHL	40	2392	103	2	.913	2.58	23-14-3	18	1071	42	0	.934	2.35	9-8-1
2014-15	Medicine Hat	WHL	50	2904	136	2	.902	2.81	30-16-3	10	657	25	1	.924	2.28	5-3-2

CAREER NOTES: 2014-15: Played in a career-high 50 games with Medicine Hat (WHL)...Posted a 30-16-3 record with a 2.81 GAA and a .902 SV%...His 30 regular season wins were a career high...Ranked 7th among league goalies in wins and 13th in minutes...Registered 24 saves in shutout vs. Red Deer on Mar. 3...Made 16 saves in shutout vs. Kootenay on Mar. 8...Went 5-3-2 and tallied a .924 SV% and a 2.28 GAA in 10 postseason games with the Tigers...His 2.28 postseason GAA and .924 SV% ranked 2nd and 4th, respectively, in the WHL...**2013-14:** Appeared in 40 games with Medicine Hat...Registered a 23-14-3 record with a .913 SV% and a 2.58 GAA...Established WHL career highs in games played, save percentage, goals against average and wins...Ranked seventh among all WHL goalies in GAA, 10th in SV% and 14th in wins...Stopped 21 shots in shutout over Kootenay on Oct. 12...Made 24 saves in shutout against Moose Jaw on Feb. 21...Went 9-8-1 with a 2.35 GAA and a .934 SV% in 18 postseason games...Stopped 25 of 26 shots in 2-1 win over Swift Current in the opening game of the playoffs on Mar. 21...Won three straight postseason starts: Apr. 12 versus Kootenay (23-25), Apr. 14 at Kootenay (26-27) and Apr. 16 versus Kootenay (43-44)...**2012-13:** Played in 30 games with Medicine Hat, posting a 15-12-1 record with a 3.44 GAA and an .899 SV%...Made his WHL debut and notched 18 saves on 21 shots faced on Sept. 21 at Lethbridge...Stopped all 30 shots in shutout versus Calgary on Jan. 20...Recorded 38 saves in shutout versus Swift Current on Feb. 23...Appeared in one WHL playoff game.



LUCAS LESSIO

LW

Height: 6'1"

Weight: 212

Shoots: Left

Born: Jan. 23, 1993, Maple, Ontario

Drafted: Phoenix's 3rd choice (2nd round, 56th overall) in the 2011 Entry Draft

SEASON	TEAM	LEAGUE	REGULAR SEASON					PLAYOFFS				
			GP	G	A	PTS	PIM	GP	G	A	PTS	PIM
2009-10	St. Michael's	CCHL	41	30	42	72	87	5	0	3	3	10
2010-11	Oshawa	OHL	66	27	27	54	66	10	5	4	9	6
2011-12	Oshawa	OHL	66	34	28	62	71	6	3	2	5	6
2012-13	Oshawa	OHL	35	19	15	34	38	9	1	2	3	20
	Portland	AHL	5	1	1	2	4	3	0	2	2	0
2013-14	Portland	AHL	69	29	25	54	63	-	-	-	-	-
	Phoenix	NHL	3	0	0	0	2	-	-	-	-	-
2014-15	Portland	AHL	49	15	16	31	26	5	0	3	3	0
	Arizona	NHL	26	2	3	5	8	-	-	-	-	-

CAREER NOTES: 2014-15: Recorded 2-3-5 in 26 games with the Coyotes...Earned his first career NHL point (assist) on Jan. 10 vs. Ottawa...Scored his first career NHL goal on Jan. 20 at Chicago...Had an assist in back-to-back games Feb. 14-16...Registered 15-16-31 and 26 PIM in 49 games with Portland (AHL)...Finished tied with the fourth-most goals on the Pirates...Posted a five-game point streak (3-2-5) from Oct. 29 – Nov. 8...Recorded a five-game point streak (4-2-6) from Mar. 25 – Apr. 4...Had a five-game point streak (1-4-5) from Apr. 10-18...Totaled 0-3-3 in five Calder Cup playoff games...Notched two assists vs. Manchester on Apr. 30...**2013-14:** Made the Coyotes roster out of training camp and skated in three NHL games...Played in his NHL debut on Oct. 3 versus the New York Rangers...Recorded 29-25-54 and 63 PIM in 69 games with Portland...Established professional career highs in games played, goals, assists, points and PIM...Led the Pirates in goals and ranked second on the team in total points...Scored two goals vs. Worcester on Nov. 8...Tallied 2-1-3 at Manchester on Dec. 26...Notched 2-1-3 vs. St. John's on Feb. 18...Recorded a hat trick (3-0-3) against Manchester on Apr. 5...Collected 13 multi-point games...Had a four-game point streak (2-3-5) from Jan. 6-11...Recorded a four-game point streak (3-2-5) from Mar. 14-26...**2012-13:** Made his professional debut with Portland on Apr. 14 vs. Hershey...Skated in five games with the Pirates, totaling 1-1-2 and four PIM...Scored his first professional goal and assist (1-1-2) on Apr. 16 at Bridgeport...Made his AHL postseason debut, registering 0-2-2 in three games vs. Syracuse...Began the year with Oshawa (OHL) as an alternate captain...Recorded 19-15-34 and 38 PIM in 35 games...Had a five-game assist streak (1-5-6) from Feb. 18-27...Notched a seven-game point streak (3-5-8) from Feb. 18-Mar. 3...Tallied eight multi-point games...Registered a hat trick (3-0-3) on Mar. 17 vs. Sudbury...**2011-12:** Played in 66 games with Oshawa...Notched 34-28-62 and 71 PIM...Set OHL career highs in goals, assists and points...Tied for the team lead in goals and ranked second in points...Contributed 3-2-5 and six PIM in six postseason contests...Finished second among all Generals in postseason goals and tied for second in points...**2010-11:** Named to the OHL First All-Rookie Team...Made his OHL debut with Oshawa...Played in 66 games with the Generals, registering 27-27-54 and 66 PIM...Finished fifth on the team in scoring...Added 5-4-9 and six PIM in 10 postseason games...**2009-10:** Appeared in 41 games with St. Michael's (CCHL), recording 30-42-72 and 87 PIM...Added 0-3-3 and 10 PIM in five postseason games...Skated in six games with Canada Ontario U17 (WHC-17), totaling 2-3-5 and four PIM.



RYAN MACINNIS

C

Height: 6'3"

Weight: 185

Shoots: Left

Born: Feb. 14, 1996, St. Louis, Missouri

Drafted: Arizona's 2nd choice (2nd round, 43rd overall) in the 2014 Entry Draft

SEASON	TEAM	LEAGUE	REGULAR SEASON					PLAYOFFS				
			GP	G	A	PTS	PIM	GP	G	A	PTS	PIM
2012-13	USNTDP Juniors	USHL	41	8	6	14	6	-	-	-	-	-
	U.S. National U17	USDP	52	15	10	25	6	-	-	-	-	-
	U.S. National U18	USDP	7	0	2	2	0	-	-	-	-	-
2013-14	Kitchener	OHL	66	16	21	37	18	-	-	-	-	-
2014-15	Kitchener	OHL	67	25	37	62	28	6	3	5	8	6

CAREER NOTES: 2014-15: Registered 25-37-62 in 67 games with Kitchener (OHL)...Established OHL career highs in games, goals, assists and points...Led the Rangers in points, assists and tied for the team lead in goals...Collected 16 multi-point games...Tallied three assists at London on Oct. 3...Posted a career-high 1-3-4 vs. Peterborough on Nov. 7...Scored 2-1-3 at London on Mar. 12...Led Kitchener in postseason scoring with 3-5-8 in six contests...Scored his first OHL postseason goal vs. London on Apr. 2...Recorded 2-2-4 against the Knights on Apr. 3...**2013-14:** Skated in 67 games with Kitchener, totaling 16-21-37...Ranked third on the team in points and fifth in assists...Made his debut with Kitchener and recorded his first career OHL assist vs. Saginaw on Sept. 20...Scored his first OHL goal vs. Peterborough on Sept. 27...Registered three assists at Kingston on Nov. 8...Had a three-game point streak (4-1-5) from Nov. 17-22.



JORDAN MARTINOOK

C

Height: 6'0"

Weight: 202

Shoots: Left

Born: July 25, 1992, Leduc, Alberta

Drafted: Phoenix's 2nd choice (2nd round, 58th overall) in the 2012 Entry Draft

SEASON	TEAM	LEAGUE	GP	REGULAR SEASON				PIM	PLAYOFFS				
				G	A	PTS			GP	G	A	PTS	PIM
2008-09	Drayton Valley	AJHL	2	0	0	0		0	-	-	-	-	-
2009-10	Drayton Valley	AJHL	59	21	19	40		48	-	-	-	-	-
2010-11	Vancouver	WHL	72	11	17	28		67	4	1	0	1	8
2011-12	Vancouver	WHL	72	40	24	64		80	6	3	6	9	2
2012-13	Portland	AHL	53	9	10	19		30	3	0	1	1	0
2013-14	Portland	AHL	67	14	16	30		48	-	-	-	-	-
2014-15	Portland	AHL	62	15	28	43		41	-	-	-	-	-
	Arizona	NHL	8	0	1	1		0	-	-	-	-	-

CAREER NOTES: 2014-15: Skated in eight games with the Coyotes...Made his NHL debut on Dec. 6 vs. Boston...Recorded his first career NHL point (assist) at Colorado on Feb. 16...Totaled 15-28-43 and a plus-nine rating in 62 games with Portland (AHL)...Established AHL career highs in goals, assists, points and plus-minus...Registered a five-game point streak (2-5-7) from Nov. 21 – Dec. 13...Posted 1-2-3 at Hershey on Mar. 8...Recorded multiple points in three straight games (2-5-7) from Mar. 6-8...Registered a five-game point streak (1-6-7) from Mar. 14-25...**2013-14:** Recorded 14-16-30 and 48 PIM in 67 games with Portland...Set AHL career highs in games, goals, assists and points...Finished tied for fourth on the team in goals...**2012-13:** Made his professional debut with Portland...Skated in 53 games with the Pirates, registering 9-10-19 and 30 PIM...Notched his first professional point (assist) on Nov. 25 at Manchester...Scored his first professional goal on Dec. 8 at Wilkes-Barre Scranton...Made his professional postseason debut, recording 0-1-1 in three postseason games with Portland...**2011-12:** Appeared in 72 games with Vancouver (WHL)...Collected 40-24-64 and 80 PIM...Ranked second on the team in goals and third in points...Set career highs in goals, assists and points...Recorded a hat trick (3-0-3) on Oct. 28 at Prince George...Registered a hat trick (3-0-3) on Dec. 9 vs. Portland...Notched a hat trick (3-1-4) on Mar. 16 vs. Kelowna...Collected 15 multi-point games...**2010-11:** Made his WHL debut with Vancouver...Played in a career-high 72 games, totaling 11-17-28 and 67 PIM...Made his WHL postseason debut...Notched 1-0-1 and eight PIM in four postseason contests...**2009-10:** Skated in 59 games with Drayton Valley (AJHL), recording 21-19-40 and 48 PIM...Led the team in goals and ranked third in assists and points...**2008-09:** Appeared in two games with Drayton Valley.



JAMES MELINDY

D

Height: 6'3"

Weight: 202

Shoots: Right

Born: Dec. 11, 1993, St. John's, Newfoundland

Drafted: Phoenix's 3rd choice (3rd round, 88th overall) in the 2012 Entry Draft

SEASON	TEAM	LEAGUE	GP	REGULAR SEASON				PIM	PLAYOFFS				
				G	A	PTS			GP	G	A	PTS	PIM
2010-11	Moncton	QMJHL	40	4	1	5		17	5	0	0	0	0
2011-12	Moncton	QMJHL	61	9	18	27		74	4	2	1	3	12
2012-13	Moncton	QMJHL	67	4	20	24		90	5	0	0	0	4
	Portland	AHL	2	0	0	0		0	-	-	-	-	-
2013-14	Portland	AHL	38	2	0	2		34	-	-	-	-	-
2014-15	Portland	AHL	9	0	0	0		6	-	-	-	-	-
	Gwinnett	ECHL	47	2	7	9		69	-	-	-	-	-

CAREER NOTES: 2014-15: Skated in nine games with Portland (AHL)...Registered 2-7-9 and 69 PIM in 47 games with Gwinnett (ECHL)...Scored a goal at Greenville on Dec. 27...Scored a goal vs. Orlando on Feb. 6...Notched two assists at Orlando on Feb. 27...Was third among Gladiators defensemen in PIM...**2013-14:** Played in an AHL career-high 38 games with Portland...Tallied 2-0-2 and 34 PIM...Scored his first professional goal Dec. 21 versus Providence...**2012-13:** Started the season with Moncton (QMJHL)...Skated in 67 games with the Wildcats, totaling 4-20-24 and 90 PIM...Ranked third among Moncton defensemen in assists...Finished with a plus-13 rating...Made his professional/AHL debut with Portland on Apr. 20 vs. Connecticut...**2011-12:** Appeared in 61 games with Moncton...Recorded 9-18-27 and 74 PIM...Led all Wildcats defensemen in assists...Scored his first career postseason goal on Mar. 23 at Halifax...**2010-11:** Played in 40 games with Moncton, registering 4-1-5 and 17 PIM...Scored his first goal on Oct. 29 vs. Acadie-Bathurst.



NICK MERKLEY

RW

Height: 5'10"

Weight: 194


Shoots: Right

Born: May 23, 1997, Calgary, Alberta

Drafted: Arizona's 2nd choice (1st round, 30th overall) in the 2015 Entry Draft

SEASON	TEAM	LEAGUE	REGULAR SEASON					PLAYOFFS				
			GP	G	A	PTS	PIM	GP	G	A	PTS	PIM
2012-13	Kelowna	WHL	1	0	0	0	0	7	0	3	3	0
2013-14	Kelowna	WHL	66	25	33	58	46	14	4	13	17	12
2014-15	Kelowna	WHL	72	20	70	90	79	19	5	22	27	18

CAREER NOTES: 2014-15: Signed a three-year entry-level contract with Arizona on Sept. 3...Registered 20-70-90, a plus-29 rating and 79 PIM in 72 games with Kelowna (WHL)...Ranked third in the WHL in assists, first in power-play assists (32) and sixth in points...Led the Rockets in points and assists...Had 26 multi-point games...Began the season with a six-game point streak (3-11-14) from Sept. 20 – Oct. 3...Tallied 0-4-4 at Seattle on Oct. 4...Recorded multiple points in seven straight games (3-11-14) from Nov. 2 – 15...Had a 12-game point streak (4-17-21) from Nov. 2 – 26...Added 5-22-27 and a plus-12 rating in 19 postseason games with the Rockets...Led the league in playoff assists...Had the second-most postseason points in the WHL...Registered a nine-game playoff point streak (1-11-12)...Posted 2-1-3 at Brandon on May 9...**2013-14:** Collected 25-33-58, a plus-24 rating and 46 PIM in 66 games with Kelowna...Ranked third among WHL rookies in points...Finished third on the team in goals, seventh in assists and fifth in points...Had 15 multi-point games...Posted 0-4-4 vs. Lethbridge on Oct. 16...Totaled 4-13-17 and 12 PIM in 14 playoff contests...Ranked second on the team in playoff points and assists...Registered an eight game playoff point streak (3-11-14) from Mar. 26 – Apr. 19...**2012-13:** Made his WHL debut with the Rockets on Dec. 15 at Red Deer...Notched 0-3-3 in seven postseason games with Kelowna.



DAKOTA MERMIS

D

Height: 5'11"

Weight: 188

Shoots: Left

Born: January 5, 1994, Alton, Illinois

Drafted: Not Drafted

Acquired: Signed as a free agent, July 1, 2015

SEASON	TEAM	LEAGUE	REGULAR SEASON					PLAYOFFS				
			GP	G	A	PTS	PIM	GP	G	A	PTS	PIM
2010-11	USNTDP Juniors	USHL	36	4	4	8	53	2	0	0	0	0
	U.S. National U17	USDP	55	5	8	13	63	-	-	-	-	-
2011-12	Green Bay	USHL	60	5	22	27	98	12	0	1	1	20
2012-13	Denver	NCAA	19	1	3	4	14	-	-	-	-	-
	London	OHL	27	2	9	11	34	21	1	3	4	21
2013-14	London	OHL	66	5	20	25	76	9	1	3	4	12
2014-15	London	OHL	36	1	10	11	36	-	-	-	-	-
	Oshawa	OHL	30	5	14	19	50	21	1	14	15	14

CAREER NOTES: 2014-15: Signed a three-year entry-level contract with Arizona on July 1, 2015...Registered 5-14-19 with a plus-26 rating in 30 games with Oshawa (OHL)...Ranked fifth in the OHL with a plus-48 rating and owns a plus-103 rating in 159 career OHL games...Set OHL career highs in goals, assists and points...Notched a five-game point streak (0-6-6) from Jan. 22-29...Had three assists vs. Kingston on Mar. 15...Traded to the Generals on Jan. 2, 2015...Began the season with London (OHL), totaling 1-10-11, a plus-22 rating and 36 PIM in 36 games with the Knights...Tallied three assists vs. Guelph on Nov. 6...Collected 1-14-15 and 14 PIM in 21 postseason games with Oshawa...Led Generals' defensemen in postseason points and assists...**2013-14:** Totaled 5-20-25 with a plus-40 rating and 76 PIM in 66 games with London...Ranked third on the team in plus-minus...Had 1-1-2 vs. Plymouth on Sept. 20...Notched 1-1-2 vs. Guelph on Nov. 7...Posted 1-3-4 and 12 PIM in nine playoff games...Earned a point in three straight games (1-2-3) from Apr. 6-10...**2012-13:** Skated in 27 games with the Knights, totaling 2-9-11 and 34 PIM...Tallied two assists in his OHL debut vs. Saginaw on Jan. 4...Posted 1-1-2 vs. Ottawa on Jan. 11...Had three assists at Ottawa on Jan. 24...Added 1-3-4 and 21 PIM in 21 postseason games with the Knights...Recorded 1-3-4 and 14 PIM in 19 games with Denver (NCAA).



DAN O'DONOGHUE

LW

Height: 6'5" **Weight:** 207 **Shoots:** Left
Born: Jan. 28, 1991, Port Jefferson, New York
Drafted: Not Drafted
Acquired: Signed as a free agent, April 11, 2014

SEASON	TEAM	LEAGUE	REGULAR SEASON					PLAYOFFS				
			GP	G	A	PTS	PIM	GP	G	A	PTS	PIM
2010-11	Mercyhurst	AHA	37	10	10	20	22	-	-	-	-	-
2011-12	Mercyhurst	AHA	39	8	12	20	39	-	-	-	-	-
2012-13	Mercyhurst	AHA	41	12	24	36	33	-	-	-	-	-
2013-14	Mercyhurst	AHA	38	15	28	43	41	-	-	-	-	-
	Portland	AHL	3	0	0	0	0	-	-	-	-	-
2014-15	Gwinnett	ECHL	23	4	4	8	19	-	-	-	-	-
	Portland	AHL	16	0	0	0	2	-	-	-	-	-

CAREER NOTES: 2014-15: Skated in 16 games with Portland (AHL)...Registered 4-4-8 in 23 games with Gwinnett (ECHL)...Earned his first professional point (assist) at Evansville on Oct. 18...Scored his first professional goal vs. South Carolina on Nov. 25...Posted 1-1-2 at Orlando on Mar. 19...Had a two-game goal streak (2-0-2) from Apr. 4-8...**2013-14:** Skated in three games with Portland...Made his professional debut on Apr. 13 vs. Norfolk...Signed a two-year entry-level contract with Arizona on Apr. 12...Registered 15-28-43 and 41 PIM in 38 games with Mercyhurst (NCAA)...Finished tied for the team lead in scoring...Led Mercyhurst in assists and ranked tied for second in goals...Set career highs in goals, assists, points and PIM...Tallied three assists on Dec. 14 against Robert Morris to reach 100 career points...Finished his collegiate career with 45-74-119 in 155 career games...Named to the NCAA (AHA) Second All-Conference Team...Earned the AHA's Top Defensive Forward recognition...Became the fifth Laker in program history to sign an NHL contract...**2012-13:** Recorded 12-24-36 and 33 PIM in a career-high 41 games at Mercyhurst...Ranked third on the team in total points and second in assists...His three shorthanded goals tied for second most in the nation...Earned his first collegiate hat trick as part of a career-high 3-2-5 performance at Maine on Jan. 5...Named Atlantic Hockey Association Player of the Week on January 7...Was the Atlantic Hockey Association Player of the Month for January after scoring four goals and nine assists in eight January games...**2011-12:** Appeared in 39 games, posting 8-12-20 and 39 PIM...Named the team's Top Defensive Forward...Was AHA Co-Player of the Week after collecting 2-2-4 in series with Holy Cross on Jan. 20-21...**2010-11:** Played in all 37 games...Totaled 10-10-20 and 22 PIM...Finished second among Mercyhurst rookies in scoring...Scored two game-winning goals...Notched a plus-six rating...Scored first collegiate goal and finished with 2-1-3 on Nov. 5 at Air Force.



PHILIP SAMUELSSON

D

Height: 6'2" **Weight:** 194 **Shoots:** Left
Born: July 26, 1991, Leksand, Sweden
Drafted: Pittsburgh's 2nd choice (2nd round, 61st overall) in the 2009 Entry Draft
Acquired: From Pittsburgh in exchange for Rob Klinkhammer and a conditional 5th round draft choice in the 2016 NHL Entry Draft, Dec. 5, 2014

SEASON	TEAM	LEAGUE	REGULAR SEASON					PLAYOFFS				
			GP	G	A	PTS	PIM	GP	G	A	PTS	PIM
2008-09	Chicago	USHL	54	0	22	22	60	-	-	-	-	-
2009-10	Boston College	NCAA	42	1	13	14	36	-	-	-	-	-
2010-11	Boston College	NCAA	39	4	12	16	72	-	-	-	-	-
2011-12	Wilkes-Barre/Scranton	AHL	46	1	8	9	26	10	0	1	1	18
	Wheeling	ECHL	5	0	1	1	11	3	1	0	1	0
2012-13	Wilkes-Barre/Scranton	AHL	65	2	8	10	70	15	0	2	2	8
2013-14	Wilkes-Barre/Scranton	AHL	64	3	19	22	66	8	0	1	1	8
	Pittsburgh	NHL	5	0	0	0	0	-	-	-	-	-
2014-15	Wilkes-Barre/Scranton	AHL	22	0	4	4	20	-	-	-	-	-
	Portland	AHL	51	5	15	20	31	5	1	2	3	4
	Arizona	NHL	4	0	0	0	0	-	-	-	-	-

CAREER NOTES: 2014-15: Skated in four games with the Coyotes...Made his Arizona debut vs. Calgary on Jan. 15...Registered 5-15-20 with a plus-eight rating and 31 PIM in 51 games with Portland (AHL)...Established AHL career highs in games, goals and points...Traded to Portland from Wilkes-Barre/Scranton (AHL) on Dec. 5...Made his Pirates debut on Dec. 6 at Albany...Recorded his first point (assist) with the team vs. Manchester on Dec. 17...Scored his first goal with the Pirates at Manchester on Dec. 28...Notched a four-game point streak (2-2-4) from Mar. 1-8...Totaled 1-2-3 and four PIM in five Calder Cup playoff games with the Pirates...Scored a goal at Manchester on Apr. 25...Had a three-game playoff point streak (1-2-3) from Apr. 23-26...Posted 0-4-4 and 20 PIM in 22 games with Wilkes-Barre/Scranton...**2013-14:** Skated in five games with the Penguins...Made his NHL debut on Dec. 16 vs. Toronto...Collected 3-19-22 and 66 PIM in 64 games with Wilkes-Barre/Scranton...Scored two goals vs. Syracuse on Jan. 8...Tallied 1-3-4 at Portland on Jan. 18...Added 0-1-1 with eight PIM in eight postseason games...**2012-13:** Played in 65 games with Wilkes-Barre/Scranton, totaling 2-8-10...Set an AHL career high with 70 PIM...Notched 0-2-2 and eight PIM in 15 Calder Cup playoff contests...**2011-12:** Registered 1-8-9, a plus-4 rating and 26 PIM in 46 games with Wilkes-Barre/Scranton...Made his AHL debut vs. Hershey on Oct. 8...Recorded his first AHL point (assist) at Richmond on Oct. 13...Scored his first goal and tallied 1-1-2 at Hershey on Nov. 11...Notched an assist in 10 Calder Cup playoff games...Skated in his first AHL postseason game vs. Hershey on Apr. 20...Earned an assist vs. Hershey on Apr. 21...Had 0-1-1 and 11 PIM in five games with Wheeling (ECHL)...Scored 1-0-1 in three postseason games with the Nailers...**2010-11:** Totaled 4-12-16, a plus-17 rating and 72 PIM in 39 games with Boston College (NCAA)...**2009-10:** Posted 1-13-14 with a plus-13 rating and 36 PIM in 42 games with Boston College.



BRENDAN PERLINI

LW

Height: 6'3"

Weight: 211

Shoots: Left

Born: April 27, 1996, Guildford, England

Drafted: Arizona's 1st choice (1st round, 12th overall) in the 2014 Entry Draft

SEASON	TEAM	LEAGUE	REGULAR SEASON					PLAYOFFS				
			GP	G	A	PTS	PIM	GP	G	A	PTS	PIM
2012-13	Barrie	OHL	32	1	1	2	4	-	-	-	-	-
	Niagara	OHL	27	7	3	10	4	5	1	2	3	4
2013-14	Niagara	OHL	58	34	37	71	36	7	0	1	1	6
2014-15	Niagara	OHL	43	26	34	60	22	11	7	5	12	7
	Portland	AHL	-	-	-	-	-	4	1	0	1	0

CAREER NOTES: 2014-15: Skated in 43 games with Niagara (OHL), registering 26-34-60 and a plus-15 rating...Finished third on the team in points and tied for second in goals...Recorded a five-game goal streak (5-4-9) to start his season from Dec. 4-12...Notched a nine-game point streak (10-9-19) from Jan. 18 – Feb. 8...Collected 21 multi-point games...Recorded a career-best 7-5-12 in 11 playoff games with the IceDogs...Tied for the team lead in postseason goals...Tallied a point in six consecutive postseason games (5-3-8) from Mar. 26 – Apr. 3...Notched 2-1-3 at Ottawa on Apr. 3...Made his professional debut with Portland (AHL) on Apr. 25 against Manchester...Scored his first career AHL goal vs. the Monarchs on Apr. 30...**2013-14:** Signed a three-year entry-level contract with Arizona on July 18...Skated in 58 games with Niagara, recording 34-37-71 and 36 PIM...Led the IceDogs in goals and finished second on the team in assists and points...Established career highs in goals, assists and points...Had 22 multi-point games...Posted 2-1-3 against Belleville on Sept. 28...Tallied a hat trick and 3-2-5 versus Owen Sound on Oct. 10...Notched 2-1-3 against North Bay on Oct. 14...Had three consecutive three-point games (4-5-9) from Dec. 13-20...Recorded a hat trick (3-0-3) at Kitchener on Jan. 10...Posted 2-1-3 versus North Bay on Feb. 22...Registered an 11-game point streak (9-15-24), earning at least a point in every October game...Had a five-game point streak (3-3-6) from Mar. 1-11...Totalled 0-1-1 and six PIM in seven postseason games...**2012-13:** Began the season with Barrie (OHL)...Recorded 1-1-2 and four PIM in 32 games...Traded to Niagara on Jan. 10...Appeared in 27 games with the IceDogs, collecting 7-3-10 and four PIM in 27 contests...Scored two goals vs. Peterborough on Jan. 19...Posted 1-2-3 and four PIM in five playoff games...Scored his first career OHL postseason goal against Oshawa on Mar. 24.



MATTHIAS PLACHTA

LW

Height: 6'2"

Weight: 222

Shoots: Left

Born: May 16, 1991, Freiburg, Germany

Drafted: Not Drafted

Acquired: Signed as a free agent, May 28, 2015

SEASON	TEAM	LEAGUE	REGULAR SEASON					PLAYOFFS				
			GP	G	A	PTS	PIM	GP	G	A	PTS	PIM
2009-10	Heilbronner Falken	Germany 2	43	6	8	14	59	6	0	0	0	2
	Adler Mannheim	DEL	3	0	0	0	0	-	-	-	-	-
2010-11	Adler Mannheim	DEL	45	7	7	14	8	6	0	0	0	2
	Heilbronner Falken	Germany 2	4	1	2	3	4	-	-	-	-	-
2011-12	Adler Mannheim	DEL	49	4	3	7	32	14	0	1	1	6
2012-13	Adler Mannheim	DEL	42	12	10	22	14	6	2	2	4	2
2013-14	Adler Mannheim	DEL	45	4	8	12	38	3	0	0	0	2
2014-15	Adler Mannheim	DEL	47	14	21	35	73	15	5	4	9	6

CAREER NOTES: 2014-15: Signed an entry-level contract with the Coyotes on May 28, 2015...Registered 14-21-35 and a plus-19 rating in 47 games with Adler Mannheim (DEL)...Set new career highs in goals, assists and points...Ranked third on the team in points, tied for second in goals and fourth in assists...Collected 5-4-9 and six PIM in 15 playoff games...Tied for second on the team in playoff goals...Scored two goals in seven games with Germany at the 2015 IIHF World Championships...**2013-14:** Recorded 4-8-12 and 38 PIM in 45 games with Adler Mannheim...Ranked sixth on the team in PIM...Skated in three postseason contests for the Eagles...Scored a goal in six games with Germany at the 2014 IIHF World Championships...**2012-13:** Appeared in 42 games with Adler Mannheim, totaling 12-10-22 and 14 PIM...Established then career highs in goals, assists and points...Finished tied with the second-most goals on the team...Added 2-2-4 in six playoff games...**2011-12:** Skated in a career-best 49 games with Adler Mannheim...Collected 4-3-7 and 32 PIM...Had 0-1-1 in 14 playoff appearances...**2010-11:** Registered 7-7-14 and eight PIM in 45 games with Adler Mannheim...Skated in six playoff games for the Eagles...Tallied 1-2-3 and four PIM in four games with Heilbronner Falken (Germany 2)...Posted 1-1-2 in six games with Germany at the WJC-20...**2009-10:** Collected 6-8-14 and 59 PIM in 43 games with Heilbronner Falken...Appeared in six playoff contests with the Falcons...Skated in three games for Adler Mannheim.



DYLAN REESE

D

Height: 6'1"

Weight: 205

Shoots: Right

Born: Aug. 29, 1984, Pittsburgh, Pennsylvania

Drafted: New York Rangers' 9th choice (7th round, 209th overall) in the 2003 Entry Draft

Acquired: Signed as a free agent, July 1, 2014

SEASON	TEAM	LEAGUE	REGULAR SEASON					PLAYOFFS				
			GP	G	A	PTS	PIM	GP	G	A	PTS	PIM
2003-04	Harvard	ECAC	21	1	4	5	18	-	-	-	-	-
2004-05	Harvard	ECAC	34	7	12	19	44	-	-	-	-	-
2005-06	Harvard	ECAC	33	4	15	19	36	-	-	-	-	-
2006-07	Harvard	ECAC	33	9	9	18	26	-	-	-	-	-
	Hartford	AHL	10	0	4	4	12	2	0	0	0	2
2007-08	San Antonio	AHL	59	1	6	7	49	3	1	1	2	4
2008-09	San Antonio	AHL	75	1	27	28	64	-	-	-	-	-
2009-10	Syracuse	AHL	51	4	18	22	31	-	-	-	-	-
	Bridgeport	AHL	1	1	1	2	0	5	1	3	4	0
	New York Islanders	NHL	19	2	2	4	14	-	-	-	-	-
2010-11	Bridgeport	AHL	37	4	14	18	30	-	-	-	-	-
	New York Islanders	NHL	27	0	6	6	15	-	-	-	-	-
2011-12	Bridgeport	AHL	27	2	13	15	12	-	-	-	-	-
	New York Islanders	NHL	28	1	6	7	11	-	-	-	-	-
2012-13	Wilkes-Barre Scranton	AHL	66	8	17	25	34	5	0	1	1	2
	Pittsburgh	NHL	3	0	0	0	0	-	-	-	-	-
2013-14	Amur Khabarovsk	KHL	45	2	5	7	20	-	-	-	-	-
2014-15	Portland	AHL	72	10	30	40	42	5	0	2	2	2
	Arizona	NHL	1	0	0	0	0	-	-	-	-	-

CAREER NOTES: 2014-15: Skated in one game with the Coyotes...Skated in 19:58 at the N.Y. Islanders on Feb. 24...Registered 10-30-40 in 72 games with Portland (AHL)...Led all Pirates in assists and ranked fifth in points...Led team defensemen in goals and points...Established AHL career highs in goals, assists and points...Ranked 11th in the AHL in defensemen points...Tallied 0-2-2 vs. Providence on Oct. 11...Had two assists at Providence on Nov. 7...Notched 0-2-2 at Providence on Dec. 7...Posted 1-1-2 vs. Worcester on Dec. 20...Tallied 1-1-2 vs. Springfield on Jan. 2...Added 0-2-2 in five postseason games...**2013-14:** Skated in 45 games with Amur Khabarovsk (KHL), totaling 2-5-7 and 20 PIM...**2012-13:** Appeared in three games with Pittsburgh (NHL)...Made his Penguins debut on Feb. 7 vs. Washington...Played in 66 games with Wilkes-Barre Scranton (AHL) as an assistant captain...Collected 8-17-25 and 34 PIM...Led the team in defensemen goals and total points...Had a four-game point streak (1-4-5) from Nov. 21 - Dec. 1...Scored two goals vs. Providence on Mar. 29...Added 0-1-1 in five postseason games...**2011-12:** Registered 2-13-15 with 12 PIM in 27 games for Bridgeport (AHL) as an alternate captain...Skated in 28 games with the Islanders, posting 1-6-7 and 11 PIM...Made his season debut with the Islanders on Dec. 2...Tallied two assists at Pittsburgh on Mar. 27...**2010-11:** Collected 4-14-18 and 30 PIM in 37 games with Bridgeport...Appeared in 27 contests with the Islanders, finishing with 0-6-6 and 15 PIM...Made his season debut with New York on Nov. 17 vs. Tampa Bay...Notched three assists vs. the New York Rangers on Mar. 31...**2009-10:** Spent the majority of the season with Syracuse (AHL)...Totaled 4-18-22 and 31 PIM in 51 games with the Crunch...Traded to the Islanders on Mar. 1...Posted 1-1-2 in one regular season game with Bridgeport...Added 1-3-4 in five playoff games with the Tigers...Registered 2-2-4 with 14 PIM in 19 games for New York...Made his NHL debut on Mar. 4 at Atlanta...Scored his first career NHL goal at Vancouver on Mar. 16...Had a three-game point streak (1-2-3) from Apr. 1 - 6...**2008-09:** Recorded 1-27-28 and 64 PIM in a career-high 75 games for San Antonio (AHL)...Ranked fourth overall and first among Rampage defensemen in assists...**2007-08:** Earned 1-6-7 with 49 PIM in 59 games for San Antonio...Scored the first professional goal of his career Mar. 7 vs. Rochester...Totaled 1-1-2 with four PIM in three postseason games...**2006-07:** Served as Harvard's captain during his final collegiate season...Finished with 9-9-18 and 26 PIM in 33 games...Made his professional debut with Hartford (AHL) on Mar. 17 at Springfield...Notched his first professional point (assist) Mar. 28 vs. Bridgeport Sound...Made his AHL postseason debut, skating in two Calder Cup Playoff games against Providence...**2003-07:** Played collegiately at Harvard...Finished with 21-40-61 in 121 career games...Helped the Crimson Tide win NCAA (ECAC) Championships in 2003-04 and 2005-06.



ERIC SELLECK

LW

Height: 6'2"

Weight: 220

Shoots: Left


Born: Oct. 20, 1987, Spencerville, Ontario

Drafted: Not Drafted

Acquired: Signed as a free agent, July 3, 2015

SEASON	TEAM	LEAGUE	REGULAR SEASON					PLAYOFFS				
			GP	G	A	PTS	PIM	GP	G	A	PTS	PIM
2008-09	SUNY-Oswego	NCAA	26	13	13	26	45	-	-	-	-	-
2009-10	SUNY-Oswego	NCAA	28	21	33	54	48	-	-	-	-	-
2010-11	Rochester	AHL	67	5	11	16	214	-	-	-	-	-
2011-12	San Antonio	AHL	71	5	4	9	204	9	0	0	0	4
2012-13	San Antonio	AHL	60	5	11	16	181	-	-	-	-	-
	Florida	NHL	2	0	1	1	17	-	-	-	-	-
2013-14	San Antonio	AHL	42	3	4	7	93	-	-	-	-	-
	Chicago	AHL	18	3	2	5	70	9	0	1	1	17
2014-15	Portland	AHL	74	8	15	23	185	5	1	1	2	8

CAREER NOTES: 2014-15: Skated in 74 games with Portland (AHL), recording 8-15-23 and 185 PIM...Established career highs in games, goals, assists and points...Led the Pirates in PIM...Made his Portland debut vs. Providence on Oct. 11...Had two assists vs. Worcester on Dec. 2...Tallied 1-1-2 at Albany on Dec. 6...Notched 0-2-2 at Providence on Jan. 11...Posted 0-2-2 at St. John's on Feb. 6...Collected 1-1-2 and eight PIM in five Calder Cup playoff games...**2013-14:** Started the season with San Antonio (AHL)...Registered 3-4-7 and 93 PIM in 42 games with the Rampage...Traded to Chicago (AHL) on Mar. 2...Totaled 3-2-5 with 70 PIM in 18 games with the Wolves...Added an assist and 17 PIM in nine playoff contests...**2012-13:** Appeared in 60 games with San Antonio...Totaled 5-11-16 and 181 PIM...Led the Rampage in PIM...Skated in two games with Florida (NHL)...Tallied an assist and 17 PIM with the Panthers...Made his NHL debut on Mar. 19 at Carolina...Registered his first NHL point (assist) on Apr. 27 at Tampa Bay...**2011-12:** Recorded 5-4-9 and 204 PIM in 71 games with San Antonio...Led the Rampage in PIM...Skated in nine Calder Cup playoff contests...**2010-11:** Collected 5-11-16 and a career-high 214 PIM in 67 games with Rochester (AHL)...Ranked first on the Americans in PIM...Made his AHL debut at Toronto on Oct. 9...Earned his first AHL point (assist) at Adirondack on Oct. 30...Scored his first AHL goal vs. Syracuse on Dec. 3...**2008-10:** Played collegiately at SUNY-Oswego...Totaled 34-46-80 and 93 PIM in 54 games.



BRENDAN SHINNIMIN

C

Height: 5'10" Weight: 185 Shoots: Left

Born: Jan. 7, 1991, Winnipeg, Manitoba

Drafted: Not drafted

Acquired: Signed as a free agent, Mar. 2, 2012

SEASON	TEAM	LEAGUE	REGULAR SEASON					PLAYOFFS				
			GP	G	A	PTS	PIM	GP	G	A	PTS	PIM
2007-08	Tri-City	WHL	4	0	0	0	0	-	-	-	-	-
	Selkirk	MJHL	51	7	19	26	38	-	-	-	-	-
2008-09	Tri-City	WHL	64	12	13	25	69	11	0	5	5	16
2009-10	Tri-City	WHL	70	27	55	82	82	22	8	17	25	29
2010-11	Tri-City	WHL	60	34	62	96	84	10	4	7	11	16
2011-12	Tri-City	WHL	69	58	76	134	82	15	7	16	23	28
2012-13	Portland	AHL	74	12	21	33	77	1	0	1	1	0
2013-14	Portland	AHL	52	13	15	28	31	-	-	-	-	-
2014-15	Portland	AHL	64	22	25	47	80	5	2	4	6	8
	Arizona	NHL	12	0	1	1	8	-	-	-	-	-

CAREER NOTES: 2014-15: Skated in 12 games with the Coyotes, recording one assist...Made his NHL debut vs. Calgary on Nov. 29...Registered his first career NHL point (assist) against Columbus on Feb. 3...Totaled 22-25-47 in 64 games with Portland (AHL)...Ranked second on the team in points and goals...His 22 goals, 25 assists and 47 points were AHL career highs...Registered a six-game point streak (2-4-6) from Jan. 7-17...Posted a five-game point streak (4-1-5) from Feb. 28 - Mar. 14...Collected 2-4-6 in five playoff games with Portland...Led the team in playoff points...Had a three-game playoff point streak against Manchester (1-3-4) from Apr. 23-26. ...**2013-14:** Skated in 52 games with Portland, recording 13-15-28 and 31 PIM...His 13 goals were a then AHL career high...Tallied three two-goal games...**2012-13:** Made his AHL debut and played in 74 games with Portland, recording 12-21-33 and 77 PIM...Led the Pirates in games played...Scored his first professional goal on Oct. 20 at Manchester...Recorded his first professional multi-point game (1-2-3) on Nov. 2 vs. St. John's...Made his professional postseason debut, collecting 0-1-1 in one game...**2011-12:** Appeared in 69 games with Tri-City (WHL), recording 58-76-134...Set career highs in goals (58), assists (76), points (134) and plus-minus (plus-45)...Finished second among all WHL players in goals (58) and third in assists (76)...Scored 21 power play goals and seven shorthanded goals...His 134 points marks the highest point total for a WHL player since Pavel Brendl (Calgary) recorded 134 points during the 1998-99 season...Recorded points in 60 of 69 games...Finished the regular season on a 23-game point streak...Totaled 39 multi-point games...CHL and WHL Player of the Month (Feb), leading all scorers by producing an unprecedented 20-23-43 in 14 games...Bob Clarke Trophy Winner (WHL's leading regular season scorer)...Canadian Hockey League (CHL) Player of the Year...Also won the CHL's Top Scorer of the Year award - He is the first player to win both awards in the same year since Alexander Radulov in 2006, and Sidney Crosby in 2005...Produced 7-16-23, including three game-winning goals in 14 postseason games...Named the American's Playoff Most Valuable Player...Finished his career as the Americans' all-time leading postseason scorer (19-45-64)...**2010-11:** Appeared in 60 games with Tri-City, registering 34-62-96...Produced 4-7-11 in 10 WHL playoff games...**2009-10:** Appeared in 70 games with Tri-City, recording 27-55-82...In 22 postseason games, registered 8-17-25...**2008-09:** Played in 64 games in his first season with Tri-City...Notched 12-13-25...Collected five assists in 11 postseason contests...**2007-08:** Appeared in 51 games from Selkirk (MJHL), recording 7-19-26 and 38 PIM...Played four games with Tri-City.



DEREK SMITH

D

Height: 6'1" Weight: 197 Shoots: Left

Born: Oct. 13, 1984, Belleville, Ontario

Drafted: Not Drafted

Acquired: Signed as a free agent, July 3, 2015

SEASON	TEAM	LEAGUE	REGULAR SEASON					PLAYOFFS				
			GP	G	A	PTS	PIM	GP	G	A	PTS	PIM
2004-05	Lake Superior State	NCAA	38	1	4	5	28	-	-	-	-	-
2005-06	Lake Superior State	NCAA	36	2	8	10	18	-	-	-	-	-
2006-07	Lake Superior State	NCAA	43	10	20	30	10	-	-	-	-	-
2007-08	Binghamton	AHL	52	2	11	13	18	-	-	-	-	-
	Elmira	ECHL	1	0	1	1	0	-	-	-	-	-
2008-09	Binghamton	AHL	75	7	17	24	49	-	-	-	-	-
2009-10	Binghamton	AHL	74	14	37	51	24	-	-	-	-	-
	Ottawa	NHL	2	0	0	0	0	-	-	-	-	-
2010-11	Binghamton	AHL	71	10	44	54	21	6	1	1	2	6
	Ottawa	NHL	9	0	1	1	0	-	-	-	-	-
2011-12	Calgary	NHL	47	2	9	11	12	-	-	-	-	-
2012-13	Calgary	NHL	22	0	1	1	10	-	-	-	-	-
2013-14	Abbotsford	AHL	32	7	17	24	22	1	0	0	0	0
	Calgary	NHL	14	0	1	1	2	-	-	-	-	-
2014-15	ZSC Lions	Swiss	25	3	2	5	4	5	0	1	1	6

CAREER NOTES: 2014-15: Recorded 3-2-5 and four PIM in 25 games with the ZSC Lions (Swiss)...Had 0-1-1 in five postseason contests...**2013-14:** Skated in 14 games with Calgary (NHL)...Tallied an assist vs. Detroit on Nov. 1...Registered 7-17-24 and 22 PIM in 32 games with Abbotsford (AHL)...Notched five multi-point games...Ranked second on the team in defensemen points...Posted 1-1-2 vs. Utica on Mar. 14...Recorded a five-game point streak (0-6-6) from Mar. 22-30...Had a three-game point streak (2-2-4) from Apr. 5-13...Skated in one Calder Cup playoff game with the Heat...**2012-13:** Appeared in 22 games with the Flames...Earned an assist vs. Vancouver on Mar. 3...**2011-12:** Collected 2-9-11 and 12 PIM in 47 games with Calgary...Set NHL career highs in games, goals, assists, points and PIM...Made his Flames debut on Oct. 10 at St. Louis...Notched his first point (assist) with Calgary on Nov. 12 at Colorado...Scored his first career NHL goal vs. Nashville on Nov. 29...Tallied 1-1-2 at Edmonton on Dec. 3...**2010-11:** Appeared in nine games with Ottawa (NHL)...Recorded his first career NHL point (assist) on Mar. 3 at Atlanta...Collected 10-44-54 and 21 PIM in 71 games with Binghamton (AHL)...His 44 assists and 54 points are career highs...Notched 1-1-2 in six Calder Cup playoff games with Binghamton...**2009-10:** Skated in two games with the Senators...Made his NHL debut at Detroit on Feb. 13...Posted 14-37-51 and 24 PIM in 74 games with Binghamton...Set an AHL career high in goals...Led the team in defensemen points...Ranked third on the team in assists...**2008-09:** Recorded 7-17-24 and 49 PIM in 75 games with Binghamton...Set an AHL career high in games and PIM...**2007-08:** Had 2-11-13 and 18 PIM in 52 games with Binghamton...Made his Senators debut vs. Albany on Oct. 6...Tallied his first AHL assist and multi-point game (0-2-2) at Philadelphia on Nov. 16...Scored his first AHL goal at Bridgeport Sound on Jan. 13...Had one assist in one game with Elmira (ECHL)...**2004-07:** Played collegiately at Lake Superior State (NCAA)...Totaled 13-32-45 in 117 career games with the Lakers.



DYLAN STROME

C

Height: 6'3"

Weight: 190

Shoots: Left

Born: Mar. 7, 1997, Mississauga, Ontario

Drafted: Arizona's 1st choice (1st round, 3rd overall) in the 2015 Entry Draft

SEASON	TEAM	LEAGUE	GP	REGULAR SEASON				PIM	PLAYOFFS				
				G	A	PTS			GP	G	A	PTS	PIM
2013-14	Erie	OHL	60	10	29	39		11	14	3	6	9	0
2014-15	Erie	OHL	68	45	84	129		32	20	10	12	22	12

CAREER NOTES: 2014-15: Signed a three-year entry-level contract with the Coyotes on July 6, 2015... Has registered 55-113-168 and is plus-64 in 128 career OHL games... Recorded 45-84-129 in 68 games with Erie (OHL)... Led the league in points, assists and finished third in goals... Captured the Eddie Powers Memorial Trophy as the league's top scorer in the final game on Mar. 22 with a career-high 4-2-6 against Niagara... The six point effort matched an Otters single-game record while his 129 points established a new franchise record for points in a season... Awarded the William Hanley Trophy as the OHL's Most Sportsmanlike Player... His 32 PIM were the sixth lowest among the top-20 scorers... Was a co-winner of the CHL's Sherwin-Williams Top Scorer Award... His 36 power-play assists ranked third in the OHL... Scored eight game-winning goals, which tied as the second-most in the league... Finished sixth in the OHL with a plus-47 rating... Totaled 40 multi-point games including six consecutive multi-point games to open the season... Named the Pioneer Energy OHL Player of the Week for the final week of the regular season after totaling 6-6-12 in three games... Had a 16-game point streak (12-20-32) from Dec. 19 – Feb. 1... Notched a 10-game point streak (8-12-20) from Nov. 7-28... Named OHL Player of the Week after leading the league with 1-9-10 in three straight road wins to start the season... Added 10-12-22 in 20 postseason contests to help the Otters reach the OHL final... Registered 5-1-6 in five games as a member of Canada's gold-medal squad at the 2014 Ivan Hlinka Memorial... **2013-14:** Totaled 10-29-39 and 11 PIM in 60 games with Erie... Made his OHL debut at Guelph on Sept. 20... Recorded his first OHL point (assist) at Plymouth on Sept. 21... Scored his first OHL goal at Sarnia on Sept. 27... Ranked sixth among OHL rookies in points... Posted 3-6-9 and was plus-2 in 14 postseason games with the Otters... Had a four-game playoff point streak (0-5-5) from Mar. 21-26... Led Team Ontario and tied for fourth overall with 11 points (6-5-11) at the 2014 World Under-17 Hockey Challenge.



NIKLAS TREUTLE

G

Height: 6'2"

Weight: 185

Catches: Left

Born: Apr. 29, 1991, Nuremberg, Germany

Drafted: Not Drafted

Acquired: Signed as a free agent, July 29, 2015

SEASON	TEAM	LEAGUE	GP	MIN	GA	SO	SV%	GAA	W-L-OTL	PLAYOFFS						
										GP	MIN	GA	SO	SV%	GAA	W-L-OTL
2010-11	Hamburg	DEL	10	538	24	1	.908	2.67	4-5-0	-	-	-	-	-	-	-
	Crimmitschau	Germany 2	10	590	35	0	-	3.56	2-8-0	-	-	-	-	-	-	-
2011-12	Hamburg	DEL	12	644	29	1	.923	2.70	6-4-0	1	-	-	0	.750	9.00	-
2012-13	Hamburg	DEL	18	1040	45	1	.917	2.59	9-8-0	3	-	-	-	.891	2.53	-
2013-14	Riessersee	DEL-2	6	340	14	1	-	2.47	4-2-0	-	-	-	-	-	-	-
	Hamburg	DEL	11	641	35	0	.892	3.28	3-8-0	-	-	-	-	-	-	-
	Munich	DEL	8	419	19	0	.928	2.72	3-4-0	-	-	-	-	-	-	-
2014-15	Munich	DEL	30	1744	60	0	.923	2.06	20-10-0	-	-	-	-	-	-	-
	Riessersee	DEL-2	3	180	4	1	-	1.33	3-0-0	-	-	-	-	-	-	-

CAREER NOTES: 2014-15: Registered a 20-10-0 record with a .923 SV% and a 2.06 GAA in 30 games with Munich (DEL)... Posted a 3-0-0 record and a 1.33 GAA in three games with Riessersee (DEL-2)... **2013-14:** Recorded a .928 SV% and a 2.72 GAA in eight games with Munich... Collected an .892 SV%, 3.28 GAA and 3-8-0 record in 11 appearances with Hamburg (DEL)... Went 4-2-0 and notched a 2.47 GAA in six games with Riessersee... **2012-13:** Appeared in 18 contests with Hamburg... Posted a 2.59 GAA, a .917 SV% and a 9-8-0 record... **2011-12:** Registered a .923 SV%, a 2.70 GAA and a 6-4-0 record in 12 games with Hamburg... Had one shutout... **2010-11:** Collected a 2.67 GAA, a .908 SV% and a 4-5-0 record in 10 appearances for Hamburg... Notched one shutout... Had a 3.56 GAA in 10 games with Crimmitschau ETC (Germany 2).



KYLE CAPOBIANCO

D

Height: 6'2" **Weight:** 177 **Shoots:** Left
Born: August 13, 1997, Mississauga, Ontario
Drafted: Arizona's 4th choice (3rd round, 63rd overall) in the 2015 Entry Draft

SEASON	TEAM	LEAGUE	GP	REGULAR SEASON					GP	PLAYOFFS			
				G	A	PTS	PIM	G		A	PTS	PIM	
2013-14	Sudbury	OHL	53	0	11	11	18	5	0	0	0	0	
2014-15	Sudbury	OHL	68	10	30	40	54	-	-	-	-	-	



CONNOR CLIFTON

D

Height: 5'11" **Weight:** 196 **Shoots:** Right
Born: April 28, 1995, Matawan, New Jersey
Drafted: Phoenix's 4th choice (5th round, 133rd overall) in the 2013 Entry Draft

			REGULAR SEASON					PLAYOFFS				
SEASON	TEAM	LEAGUE	GP	G	A	PTS	PIM	GP	G	A	PTS	PIM
2011-12	New Jersey	EJHL	28	1	11	12	46	6	0	0	0	15
	USNTDP Juniors	USHL	8	1	0	1	16	-	-	-	-	-
	U.S. National U17	USDP	12	1	1	2	24	-	-	-	-	-
2012-13	USNTDP Juniors	USHL	25	3	6	9	90	-	-	-	-	-
	U.S. National U18	USDP	66	8	15	23	114	-	-	-	-	-
2013-14	Quinnipiac	ECAC	36	5	4	9	106	-	-	-	-	-
2014-15	Quinnipiac	NCAA	38	0	5	5	46	-	-	-	-	-



HUNTER FEJES

LW

Height: 6'1" **Weight:** 204 **Shoots:** Left
Born: May 31, 1994, Oakdale, Minnesota
Drafted: Phoenix's 6th choice (6th round, 178th overall) in the 2012 Entry Draft

SEASON	TEAM	LEAGUE	GP	REGULAR SEASON				GP	PLAYOFFS			
				G	A	PTS	PIM		G	A	PTS	PIM
2010-11	Shattuck St. Mary's	MN-HS	49	14	14	28	12	-	-	-	-	-
2011-12	Shattuck St. Mary's	MN-HS	55	38	40	78	20	-	-	-	-	-
2012-13	Colorado College	WCHA	41	8	6	14	8	-	-	-	-	-
2013-14	Colorado College	WCHA	26	0	1	1	29	-	-	-	-	-
2014-15	Colorado College	NCAA	35	5	14	19	31	-	-	-	-	-




JARED FIEGL

LW

Height: 6'1" **Weight:** 217 **Shoots:** Left
Born: Jan. 23, 1996, Parker, Colorado
Drafted: Arizona's 8th choice (7th round, 191st overall) in the 2014 Entry Draft

			REGULAR SEASON					PLAYOFFS				
SEASON	TEAM	LEAGUE	GP	G	A	PTS	PIM	GP	G	A	PTS	PIM
2012-13	USNTDP Juniors	USHL	38	4	4	8	29	-	-	-	-	-
	U.S. National U17	USDP	56	7	9	16	37	-	-	-	-	-
	USA U17	WHC-17	6	1	2	3	2	-	-	-	-	-
2013-14	USNTDP Juniors	USHL	16	0	0	0	10	-	-	-	-	-
	U.S. National U18	USDP	45	2	4	6	26	-	-	-	-	-
2014-15	Cornell	NCAA	23	1	0	1	33	-	-	-	-	-



CONOR GARLAND

RW

Height: 5'8" **Weight:** 160 **Shoots:** Right
Born: March 11, 1996, Scituate, Massachusetts
Drafted: Arizona's 8th choice (5th round, 123rd overall) in the 2015 Entry Draft

SEASON	TEAM	LEAGUE	GP	REGULAR SEASON				PIM	PLAYOFFS				
				G	A	PTS			GP	G	A	PTS	PIM
2012-13	Moncton	QMJHL	26	6	11	17		16	5	0	0	0	0
2013-14	Moncton	QMJHL	51	24	30	54		39	6	2	3	5	2
2014-15	Moncton	QMJHL	67	35	94	129		66	16	3	22	25	17



ADIN HILL

G

Height: 6'4" **Weight:** 203 **Catches:** Left
Born: May 11, 1996, Comox, British Columbia
Drafted: Arizona's 5th choice (3rd round, 76th overall) in the 2015 Entry Draft

SEASON	TEAM	LEAGUE	GP	MIN	GA	SO	SV%	GAA	W-L-OTL	PLAYOFFS						
										GP	MIN	GA	SO	SV%	GAA	W-L-OTL
2013-14	Portland	WHL	4	218	6	0	.934	1.65	4-0-0	-	-	-	-	-	-	-
2014-15	Portland	WHL	46	2604	122	2	.921	2.81	31-11-1	17	1074	53	1	.911	2.96	10-6-1



RHETT HOLLAND

D

Height: 6'2" **Weight:** 216 **Shoots:** Right
Born: Sept. 25, 1993, Calgary, Alberta
Drafted: Phoenix's 4th choice (4th round, 102nd overall) in the 2012 Entry Draft

SEASON	TEAM	LEAGUE	GP	G	A	PTS	PIM	PLAYOFFS					
								GP	G	A	PTS	PIM	
2009-10	Okotoks	AJHL	57	3	8	11	91	7	0	1	1	6	
2010-11	Okotoks	AJHL	31	2	9	11	117	-	-	-	-	-	
2011-12	Okotoks	AJHL	47	3	7	10	223	8	0	1	1	18	
2012-13	Michigan State	CCHA	3	0	0	0	15	-	-	-	-	-	
2013-14	Michigan State	NCAA	31	0	4	4	49	-	-	-	-	-	
2014-15	Michigan State	NCAA	35	1	3	4	18	-	-	-	-	-	




ERIK KALLGREN

G

Height: 6'2" **Weight:** 187 **Catches:** Left
Born: October 14, 1996, Stockholm, Sweden
Drafted: Arizona's 9th choice (7th round, 183rd overall) in the 2015 Entry Draft

SEASON	TEAM	LEAGUE	GP	MIN	GA	SO	SV%	GAA	W-L-OTL	PLAYOFFS						
										GP	MIN	GA	SO	SV%	GAA	W-L-OTL
2012-13	Linköping U18	SWE-U18	17	994	35	4	-	2.11	13-3-0	-	-	-	-	-	-	-
	Linköping JR.	SWE. JR.	2	97	4	0	-	2.46	0-2-0	-	-	-	-	-	-	-
2013-14	Linköping U18	SWE-U18	25	1507	55	4	-	2.19	19-6-0	5	330	11	0	-	2.00	3-2-0
	Linköping JR.	SWE. JR.	2	119	7	0	-	3.53	1-1-0	1	47	5	0	-	6.36	0-1-0
2014-15	Linköping JR.	SWE. JR.	34	2052	60	6	-	1.75	27-7-0	7	428	18	0	-	2.52	5-2-0
	Oskarshamn	SWEDEN-2	3	145	6	0	-	2.49	2-1-0	-	-	-	-	-	-	-



ANTON KARLSSON

RW

Height: 6'2"


Weight: 190

Shoots: Left

Born: Aug. 3, 1996, Lerum, Sweden

Drafted: Arizona's 4th choice (3rd round, 87th overall) in the 2014 Entry Draft

SEASON	TEAM	LEAGUE	REGULAR SEASON					PLAYOFFS				
			GP	G	A	PTS	PIM	GP	G	A	PTS	PIM
2012-13	Frolunda J18	J18 Elit	16	14	13	27	37	-	-	-	-	-
	Frolunda J18	J18 Alls.	7	6	6	12	27	3	1	3	4	0
	Frolunda J20	Super Elit	17	4	4	8	4	3	1	1	2	0
2013-14	Frolunda J18	J18 Elit	1	0	1	1	4	-	-	-	-	-
	Frolunda J18	J18 Alls.	4	2	4	6	6	5	3	3	6	2
	Frolunda J20	Super Elit	28	12	10	22	88	3	0	2	2	2
2014-15	Skelleftea AIK J20	Super Elit	16	8	6	14	37	-	-	-	-	-
	Skelleftea AIK	SHL	6	0	1	1	0	-	-	-	-	-
	Frolunda HC J20	Super Elit	16	6	9	15	4	8	3	7	10	6
	Frolunda HC	SHL	9	0	1	1	2	-	-	-	-	-



MAXIM LETUNOV

C

Height: 6'3"

Weight: 160

Shoots: Left

Born: Feb. 20, 1996, Moskva, Russia

Drafted: St. Louis's 3rd choice (2nd round, 52nd overall) in the 2014 Entry Draft

Acquired: From St. Louis in exchange for Zbynek Michalek and a conditional 3rd round draft choice in the 2015 Entry Draft, March 2, 2015

SEASON	TEAM	LEAGUE	REGULAR SEASON					PLAYOFFS				
			GP	G	A	PTS	PIM	GP	G	A	PTS	PIM
2013-14	Youngstown	USHL	60	19	24	43	42	-	-	-	-	-
2014-15	Youngstown	USHL	58	25	39	64	18	4	0	1	1	0



JENS LOOKE

RW

Height: 6'1"

Weight: 187

Shoots: Right

Born: April 11, 1997, Gavle, Sweden

Drafted: Arizona's 7th choice (2nd round, 32nd overall) in the 2015 Entry Draft

SEASON	TEAM	LEAGUE	REGULAR SEASON					PLAYOFFS				
			GP	G	A	PTS	PIM	GP	G	A	PTS	PIM
2013-14	Brynäs Jr.	Sweden Jr.	7	2	0	2	0	2	0	1	1	0
	Brynäs U18	Sweden Jr. U18	32	15	25	40	14	5	3	4	7	2
2014-15	Brynäs	Sweden	43	2	4	6	2	7	0	0	0	0
	Brynäs Jr.	Sweden Jr.	18	10	8	18	4	2	1	1	2	2
	Brynäs U18	Sweden Jr. U18	1	1	4	5	0	4	3	3	6	0



DYSIN MAYO

D

Height: 6'0"


Weight: 193

Shoots: Right

Born: Aug. 17, 1996, Victoria, British Columbia

Drafted: Arizona's 6th choice (5th round, 133rd overall) in the 2014 Entry Draft

SEASON	TEAM	LEAGUE	REGULAR SEASON					PLAYOFFS				
			GP	G	A	PTS	PIM	GP	G	A	PTS	PIM
2012-13	Edmonton	WHL	42	1	4	5	12	19	0	4	4	2
2013-14	Edmonton	WHL	63	7	28	35	50	21	3	12	15	10
2014-15	Edmonton	WHL	72	14	37	51	75	5	0	2	2	2




JEDD SOLEWAY

C

Height: 6'2" **Weight:** 220 **Shoots:** Right
Born: May 12, 1994, Vernon, British Columbia
Drafted: Phoenix's 6th choice (7th round, 193rd overall) in the 2013 Entry Draft

SEASON	TEAM	LEAGUE	GP	REGULAR SEASON				GP	PLAYOFFS			
				G	A	PTS	PIM		G	A	PTS	PIM
2010-11	Okanagan	BCMML	40	16	17	33	97	-	-	-	-	-
2011-12	Vernon	BCHL	58	13	12	25	50	-	-	-	-	-
2012-13	Vernon	BCHL	26	5	12	17	29	-	-	-	-	-
	Penticton	BCHL	22	14	15	29	33	15	5	6	11	6
2013-14	Wisconsin	NCAA	35	1	7	8	28	-	-	-	-	-
2014-15	Wisconsin	NCAA	30	6	2	8	44	-	-	-	-	-



BRENDAN WARREN

LW

Height: 6'1" **Weight:** 184 **Shoots:** Left
Born: May 7, 1997, Carleton, Michigan
Drafted: Arizona's 6th choice (3rd round, 81st overall) in the 2015 Entry Draft

SEASON	TEAM	LEAGUE	GP	REGULAR SEASON				GP	PLAYOFFS			
				G	A	PTS	PIM		G	A	PTS	PIM
2013-14	USA U-17	USHL	53	13	26	39	65	-	-	-	-	-
2014-15	USA U-18	USHL	61	19	19	38	49	-	-	-	-	-



DAVID WESTLUND

D

Height: 6'2" **Weight:** 210 **Shoots:** Left
Born: Feb. 5, 1995, Ostersund, Sweden
Drafted: Arizona's 7th choice (6th round, 163rd overall) in the 2014 Entry Draft

SEASON	TEAM	LEAGUE	GP	REGULAR SEASON				GP	PLAYOFFS			
				G	A	PTS	PIM		G	A	PTS	PIM
2011-12	Brynäs J18	J18 Elit	20	4	6	10	59	-	-	-	-	-
	Brynäs J18	J18 Alls.	17	1	6	7	4	6	0	0	0	6
2012-13	Brynäs J18	J18 Elit	11	3	3	6	43	-	-	-	-	-
	Brynäs J18	J18 Alls.	8	0	2	2	20	7	1	2	3	6
	Brynäs J20	Super Elit	32	1	5	6	59	2	0	0	0	4
2013-14	Brynäs J20	Super Elit	33	5	5	10	61	7	0	2	2	10
	Brynäs	SHL	21	0	1	1	0	-	-	-	-	-
2014-15	Brynäs J20	Super Elit	12	4	4	8	41	3	1	3	4	4
	Brynäs	SHL	53	0	2	2	8	3	0	0	0	0



GOALTENDERS

NO	NAME	P	HT	WT	C	BIRTHPLACE	BIRTHDATE	2014-15 CLUB	GP	MIN	W-L-T	SO	GAA	SV%
29	LINDBACK, Anders	G	6-6	215	L	Gavle, Sweden	May 3, 1988	Dallas (NHL)	10	517	2-8-0	0	3.71	.875
								Buffalo (NHL)	16	891	4-8-2	0	2.76	.924
30	LANGHAMER, Marek	G	6-2	193	L	Moravska Trebova, CR	July 22, 1994	Medicine Hat (WHL)	50	2904	30-16-3	2	2.81	.902
31	BESKOROWANY, Tyler	G	6-5	222	L	Sudbury, ON	Apr. 28, 1990	Duesseldorf EG	42	2441	26-15-0	0	2.53	.923
35	DOMINGUE, Louis	G	6-3	210	R	St-Hyacinthe, QC	Mar. 6, 1992	Arizona (NHL)	7	308	1-2-1	0	2.73	.911
								Portland (AHL)	20	1121	11-6-3	0	2.68	.908
40	HILL, Adin	G	6-4	203	L	Calgary, AB	May 11, 1996	Portland (WHL)	46	2604	31-11-1	2	2.81	.921
41	SMITH, Mike	G	6-4	215	L	Kingston, ON	Mar. 22, 1982	Arizona (NHL)	62	3556	14-42-5	0	3.16	.904
60	TREUTLE, Niklas	G	6-2	185	L	Nuremberg, Germany	Apr. 29, 1991	Munich (Germany)	30	1744	20-10-0	0	2.06	.923

DEFENSEMEN

NO	NAME	POS	HT	WT	S	BIRTHPLACE	BIRTHDATE	2014-15 CLUB	GP	G	A	PTS	PIM
2	GROSSMANN, Nicklas	D	6-4	230	L	Stockholm, Sweden	Jan. 22, 1985	Philadelphia (NHL)	68	5	9	14	32
4	MICHALEK, Zbynek	D	6-2	210	R	Jindrichuv Hradec, CR	Dec. 23, 1982	Arizona (NHL)	53	2	6	8	12
								St. Louis (NHL)	15	2	2	4	6
5	MURPHY, Connor	D	6-4	212	R	Dublin, OH	Mar. 26, 1993	Arizona (NHL)	73	4	3	7	42
6	POTTER, Corey #	D	6-3	204	R	Lansing, MI	Jan. 5, 1984	Calgary (NHL)	6	0	0	0	0
								Adirondack (AHL)	25	0	10	10	18
23	EKMANN-LARSSON, Oliver	D	6-2	200	L	Karlskrona, Sweden	July 17, 1991	Arizona (NHL)	82	23	20	43	40
25	SAMUELSSON, Philip	D	6-2	194	L	Leksand, Sweden	July 26, 1991	Arizona (NHL)	4	0	0	0	0
								Portland (AHL)	51	5	15	20	31
26	STONE, Michael	D	6-3	210	R	Winnipeg, MB	June 7, 1990	Arizona (NHL)	81	3	15	18	60
34	DAHLBECK, Klas	D	6-3	207	L	Katrineholm, Sweden	July 6, 1991	Arizona (NHL)	19	0	3	3	6
								Chicago (NHL)	4	1	0	1	2
36	SMITH, Derek	D	6-1	200	L	Belleville, ON	Oct. 13, 1984	ZSC Lions (NLA)	25	3	2	5	4
44	AULIE, Keith #	D	6-6	222	L	Rouleau, SK	June 11, 1989	Edmonton (NHL)	31	0	1	1	66
45	ELLIOTT, Stefan	D	6-1	190	R	Vancouver, BC	Jan. 30, 1991	Colorado (NHL)	5	0	0	0	2
								Lake Erie (AHL)	64	19	21	40	22
46	REESE, Dylan	D	6-1	205	R	Pittsburgh, PA	Aug. 29, 1984	Portland (AHL)	72	10	30	40	42
47	GRANT, Alex	D	6-3	200	R	Antigonish, NS	Jan. 20, 1989	Binghamton (AHL)	58	6	27	33	57
51	DELISLE, Steven	D	6-6	209	R	Levis, QC	July 30, 1990	Lehigh Valley (AHL)	62	2	13	15	133
61	MAYO, Dysin	D	6-0	193	R	Victoria, BC	Aug. 17, 1996	Edmonton (WHL)	72	14	37	51	75
68	MELINDY, James	D	6-3	195	R	St. John's, NL	Dec. 11, 1993	Portland (AHL)	9	0	0	0	6
								Gwinnett (ECHL)	47	2	7	9	69
71	FRASER, Jeremie *	D	6-1	215	L	Cantley, QC	Sept. 4, 1994	Val-d'Or (QMJHL)	51	12	44	56	155
73	HACHE, Justin	D	6-2	204	L	Bathurst, NB	Jan. 10, 1994	Portland (AHL)	60	0	6	6	18
75	CAPOBIANCO, Kyle	D	6-2	177	L	Mississauga, ON	Aug. 13, 1997	Sudbury (OHL)	68	10	30	40	54
85	STEWART, Chase *	D	6-2	224	R	Thunder Bay, ON	Apr. 19, 1997	Saginaw (OHL)	48	0	5	5	51
86	SPINOZZI, Kevin *	D	6-2	200	L	Kingston, ON	May 23, 1996	Sarnia (OHL)	67	7	28	35	81
91	MERMIS, Dakota	D	5-11	188	L	Alton, IL	Jan. 5, 1994	Oshawa (OHL)	30	5	14	19	50
								London (OHL)	36	1	10	11	36



FORWARDS

NO	NAME	POS	HT	WT	S	BIRTHPLACE	BIRTHDATE	2014-15 CLUB	GP	G	A	PTS	PIM
8	RIEDER, Tobias	RW	5-11	185	L	Landshut, Germany	Jan. 10, 1993	Arizona (NHL)	72	13	8	21	14
9	PERLINI, Brendan	LW	6-3	211	L	Guildford, England	Apr. 27, 1996	Niagara (OHL)	43	26	34	60	22
10	DUCLAIR, Anthony	RW	5-11	186	L	Pointe-Claire, QC	Aug. 26, 1995	NY Rangers (NHL) Quebec (QMJHL)	18 26	1 15	6 19	7 34	4 24
11	HANZAL, Martin	C	6-6	226	L	Pisek, CR	Feb. 20, 1987	Arizona (NHL)	37	8	16	24	31
12	RICHARDSON, Brad	C/W	6-0	197	L	Belleville, ON	Feb. 4, 1985	Vancouver (NHL)	45	8	13	21	34
14	VITALE, Joe	C/W	5-11	205	R	St. Louis, MO	Aug. 20, 1985	Arizona (NHL)	70	3	6	9	36
15	GORDON, Boyd	C	6-0	200	R	Unity, SK	Oct. 19, 1983	Edmonton (NHL)	68	6	7	13	17
16	DOMI, Max	LW	5-10	204	L	Toronto, ON	Mar. 2, 1995	London (OHL)	57	32	70	102	66
17	DOWNIE, Steve	RW	5-11	191	R	Newmarket, ON	Apr. 3, 1987	Pittsburgh (NHL)	72	14	14	28	238
18	DVORAK, Christian	C	6-1	196	L	Frankfort, IL	Feb. 2, 1996	London (OHL)	66	41	68	109	24
19	DOAN, Shane	RW	6-1	223	R	Halkirk, AB	Oct. 10, 1976	Arizona (NHL)	79	14	22	36	65
20	STROME, Dylan	C	6-3	190	L	Mississauga, ON	Mar. 7, 1997	Erie (OHL)	68	45	84	129	32
21	SZWARZ, Jordan	RW	5-11	200	R	Burlington, ON	May 14, 1991	Arizona (NHL) Portland (AHL)	9 45	1 9	0 13	1 22	2 65
22	CUNNINGHAM, Craig	RW	5-10	184	R	Trail, BC	Sept. 13, 1990	Arizona (NHL) Boston (NHL)	19 32	1 2	3 1	4 3	2 2
24	CHIPCHURA, Kyle	C/W	6-2	203	L	Westlock, AB	Feb. 19, 1986	Arizona (NHL)	70	4	10	14	82
28	SCOTT, John	LW	6-8	260	L	Edmonton, AB	Sept. 26, 1982	San Jose (NHL)	38	3	1	4	87
32	GAUDET, Tyler	C	6-3	205	L	Hamilton, ON	Apr. 4, 1993	Arizona (NHL) Portland (AHL)	2 71	0 8	0 12	0 20	0 22
33	DWYER, Patrick#	RW	5-11	175	R	Spokane, WA	June 22, 1983	Carolina (NHL)	71	5	7	12	10
37	JEFFREY, Dustin	C	6-1	205	L	Sarnia, ON	Feb. 27, 1988	Utica (AHL) Bridgeport (AHL)	49 20	17 8	24 15	41 23	18 4
38	LESSIO, Lucas	LW	6-1	212	L	Maple, ON	Jan. 23, 1993	Arizona (NHL) Portland (AHL)	26 49	2 15	3 16	5 31	8 26
39	SHINNIMIN, Brendan	C	5-10	185	L	Winnipeg, MB	Jan. 7, 1991	Arizona (NHL) Portland (AHL)	12 64	0 22	1 25	1 47	8 80
42	SELLECK, Eric	RW	6-2	220	L	Spencerville, ON	Oct. 20, 1987	Portland (AHL)	74	8	15	23	185
43	PLACHTA, Matthias	LW	6-2	222	L	Freiburg, Germany	May 16, 1991	Adler Mannheim (DEL)	47	14	21	35	73
48	MARTINOOK, Jordan	LW	6-0	202	L	Brandon, MB	July 25, 1992	Arizona (NHL) Portland (AHL)	8 62	0 15	1 28	1 43	0 41
49	MACINNIS, Ryan	C	6-3	185	L	St. Louis, MO	Feb. 14, 1996	Kitchener (OHL)	67	25	37	62	28
50	VERMETTE, Antoine	C	6-1	198	L	St. Agapit, QC	July 20, 1982	Arizona (NHL) Chicago (NHL)	63 19	13 0	22 3	35 3	34 6
54	CRABB, Joey #	RW	6-1	190	R	Anchorage, AK	Apr. 3, 1983	Hartford (AHL)	66	12	16	28	40
55	SAMUELSSON, Henrik	RW	6-3	210	R	Scottsdale, AZ	Feb. 7, 1994	Arizona (NHL) Portland (AHL)	3 68	0 18	0 22	0 40	2 56
58	BUNTING, Michael	LW	5-11	197	L	Scarborough, ON	Sept. 17, 1995	Sault Ste. Marie (OHL)	57	37	37	74	39
62	JAMES, Maxwell*	LW	6-3	230	L	Kamloops, BC	Apr. 13, 1997	Tri-City (WHL)	58	5	5	10	66
72	MERKLEY, Nick	RW	5-11	194	R	Calgary, AB	May 23, 1997	Kelowna (WHL)	72	20	70	90	79
74	FISCHER, Christian	RW	6-2	214	R	Chicago, IL	Apr. 15, 1997	USA U-18 (USHL)	57	28	25	53	20
76	DAUPHIN, Laurent	C	6-1	180	L	Repentigny, QC	Mar. 26, 1995	Chicoutimi (QMJHL)	56	31	44	75	74
78	O'DONOGHUE, Dan	LW	6-4	205	L	Port Jefferson, NY	Jan. 28, 1991	Portland (AHL) Gwinnett (ECHL)	16 23	0 4	0 4	0 8	2 19
80	CAREY, Greg	C/W	6-0	198	L	Hamilton, ON	Apr. 5, 1990	Portland (AHL)	29	2	4	6	18
82	PLAYFAIR, Austyn*	C	6-5	216	L	Fort St. James, BC	July 30, 1997	Tri-City (WHL)	58	3	2	5	20
83	GARLAND, Conor	RW	5-8	160	R	Scituate, MA	Mar. 11, 1996	Moncton (QMJHL)	67	35	94	129	66
89	BOEDKER, Mikkel	LW	6-0	211	L	Brøndby, DK	Dec. 16, 1989	Arizona (NHL)	45	14	14	28	6

PTO *ATO



2015 NHL ENTRY DRAFT SELECTIONS



Coyotes Amateur Scouting Director Tim Bernhardt, Governor Andrew Barroway, Jake Barroway, General Manager Don Maloney, Third Overall Selection Dylan Strome, Assistant Amateur Scouting Director Jeff Twohey, Head Coach Dave Tippett and Assistant General Manager Darcy Regier at the 2015 NHL Entry Draft.

RND	OVERALL	PLAYER	POS	HEIGHT	WEIGHT	TEAM (LEAGUE)
1	3	Dylan Strome	C	6-3	185	Erie (OHL)
1	30	Nick Merkley	RW	5-10	191	Kelowna (WHL)
2	32	Christian Fischer	RW	6-1	212	USA U-18 (USHL)
3	63	Kyle Capobianco	D	6-1	178	Sudbury (OHL)
3	76	Adin Hill	G	6-3	198	Portland (WHL)
3	81	Brendan Warren	LW	6-0	191	USA U-18 (USHL)
3	83	Jens Looke	RW	6-0	180	Brynäs (Sweden)
5	123	Conor Garland	RW	5-8	163	Moncton (QMJHL)
7	183	Erik Kallgren	G	5-11	157	Linköping Jr. (Sweden Jr.)



SPRINGFIELD FALCONS

45 Falcons Way
Springfield, MA 01103
Phone: (413) 739-GOAL (4625)
www.falconsahl.com/



STAFF DIRECTORY

Owner	Charlie Pompea	Senior Vice President	Chris Thompson
President/Governor	Sarah Pompea	Vice President	Cortney Hersom
General Manager	Darcy Regier	Manager, Communications/Broadcasting	Andy Zilch
Director of Hockey Operations	Bruce Landon	Manager, Ticket Sales	Todd McDonald
Head Coach	Ron Rolston	Manager, Creative Services/Game Operations	Luke Pawlak
Assistant Coach	Mike Bavis	Manager, Business Development	Steve Kunsey
Assistant Coach	Doug Janik	Manager, Ticket Operations	Peter Colón
Goaltending Development Coach	Corey Schwab	Manager, Client Services	Ashley Sadowsky
Video and Statistical Coordinator	Sam Kim	Coordinator, Marketing/Merchandise	Mike Gabis
Video Coordinator	Patrick Dolan	Account Executive	David Jones
Strength and Conditioning Coach	Billy McSheffrey	Account Executive	Kieran Grogan
Head Athletic Trainer	Mike Booi	Account Executive	Eric Chapin
Assistant Athletic Trainer	Deven Alves	Inside Sales Representative	Matt McRobbie
Head Equipment Manager	Ralph Calvanese	Marketing Assistant	Veio Gladun
Assistant Equipment Manager	Cameron Parker		





2015-16 FALCONS SCHEDULE

OCTOBER						
SUN	MON	TUES	WED	THUR	FRI	SAT
				1	2 PRO 7:00PM	3 PRO 7:05PM
4	5	6	7	8	9	10 HER 7:00PM
11	12	13 BRI 7:00PM	14	15	16 LV 7:00PM	17
18	19	20	21	22	23 WBS 7:05PM	24 WBS
25	26	27	28 BRI 7:00PM	29	30 RCH 7:00PM	31

NOVEMBER						
SUN	MON	TUES	WED	THUR	FRI	SAT
1 PRO 3:05PM	2	3	4	5	6 POR 7:30PM	7 BRI 7:00PM
8	9	10	11	12	13 UTI 7:00PM	14 BNG 7:05PM
15 ALB 5:00PM	16	17	18	19	20 ALB 7:00PM	21 PRO 7:00PM
22 BRI 5:00PM	23	24	25	26	27 HFD 7:15PM	28 ALB 7:00PM
29 POR 5:00PM	30					

DECEMBER						
SUN	MON	TUES	WED	THUR	FRI	SAT
		1	2	3	4 BRI 7:00PM	5 PRO 7:05PM
6 PRO 3:05PM	7	8	9 POR 7:00PM	10	11 BNG 7:00PM	12 LV 7:05PM
13	14	15	16 POR 7:00PM	17	18 UTI 7:00PM	19 PRO 7:00PM
20	21	22	23	24	25	26 SYR 7:00PM
27 POR 5:00PM	28	29	30 PRO 7:00PM	31		

JANUARY						
SUN	MON	TUES	WED	THUR	FRI	SAT
					1 BRI 7:00PM	2 WBS 7:05PM
3	4	5	6	7	8 HFD 7:15PM	9 PRO 7:00PM
10 PRO 3:05PM	11	12	13	14	15 HFD 7:00PM	16 HER 7:00PM
17 HER 5:00PM	18	19	20	21	22 PRO 7:05PM	23 PRO 7:00PM
24	25	26	27 BRI 7:00PM	28	29 PRO 7:05PM	30 POR 7:00PM
31						

FEBRUARY						
SUN	MON	TUES	WED	THUR	FRI	SAT
	1	2	3	4	5 WBS 7:00PM	6 SYR 7:00PM
7	8	9	10	11	12	13 HER 7:00PM
14 PRO 5:00PM	15	16 BRI 7:00PM	17	18	19 LV 7:05PM	20 HFD 7:00PM
21 LV 5:00PM	22	23	24	25	26 ALB 7:00PM	27 WBS 7:00PM
28 POR 3:00PM	29					

MARCH						
SUN	MON	TUES	WED	THUR	FRI	SAT
		1	2	3	4 RCH 7:05PM	5 UTI 7:00PM
6 SYR 5:00PM	7	8	9	10	11	12 POR 7:00PM
13 SYR 5:00PM	14	15	16 BRI 7:00PM	17	18	19 HFD 7:00PM
20 HFD 5:00PM	21	22 ALB 7:00PM	23	24	25 POR 7:00PM	26 POR 7:00PM
27	28	29 WBS 7:05PM	30	31		

APRIL						
SUN	MON	TUES	WED	THUR	FRI	SAT
					1 UTI 7:00PM	2 ALB 5:00PM
3 BRI 5:00PM	4	5	6	7	8 HFD 7:00PM	9 HFD 7:00PM
10 PRO 5:00PM	11	12	13 PRO 7:05PM	14	15	16 POR 7:00PM
17 POR 5:00PM	18	19	20	21	22	23
24	25	26	27	28	29	30

413.739.GOAL - FALCONSAHL.COM



PRE-SEASON

HOME

AWAY



SPRINGFIELD FALCONS COACHING STAFF

RON ROLSTON

Head Coach



Ron Rolston is entering his second season with the Coyotes organization and his first as head coach of the Springfield Falcons, Arizona's AHL affiliate. He spent the 2014-15 season as a professional scout in the Coyotes organization.

The 48-year-old Rolston was the head coach of the Buffalo Sabres for 51 games during the 2012-13 and 2013-14 seasons. He spent two years as the head coach of Buffalo's AHL affiliate, the Rochester Americans from 2011-2013. Rolston guided the Americans to a record of 79-55-13-5 in his two seasons on the bench as well as back-to-back berths in the Calder Cup Playoffs.

Rolston joined the Sabres' organization in 2011 after spending the previous seven seasons as a head coach with USA Hockey's National Team Development Program (NTDP), where he led the U.S. Under-18 team to three gold medals and a silver medal in four stints as head coach at the International Ice Hockey Federation (IIHF) World Under-18 Championship, including the 2011 tournament in Germany.

Rolston joined USA Hockey after serving as an assistant coach at four different NCAA Division I hockey programs between 1990 and 2004, winning National Championships in 1992 and 1994 with Lake Superior State University. Rolston was an assistant coach at Boston College from 2002-04 and also served as the top assistant at Harvard University from 1999-2002 and as an assistant coach at Clarkson University

(1996-99) and Lake Superior State University (1990-95).

In addition to winning two national titles at Lake Superior State, Rolston also helped guide the team to three straight appearances in the NCAA National Championship game and four CCHA tournament titles in his five-year stint. He was elevated to associate head coach for the Lakers in 1994. Rolston's younger brother, Brian Rolston (17-year NHL veteran), was a member of the 1992 and '93 squads that Ron helped coach.

A native of Fenton, Mich., Rolston attended Michigan Tech University, where he earned his bachelor's degree in business management and was a three-year hockey letterman with the Huskies (1986-89), serving as an alternate captain during his senior season. Rolston was the co-recipient of the Norbert Matovich Memorial Award as Michigan Tech's most outstanding freshman in 1986-87.

Rolston and his wife, Shannon, have two children, Maeve and Ronan.

MIKE BAVIS

Assistant Coach



Mike Bavis enters his first season with the Springfield Falcons as an assistant coach. He joins the Falcons after spending 15 seasons on Boston University's men's hockey coaching staff as an associate and assistant coach.


The 45-year-old Bavis previously served as a head coach or assistant coach at USA Hockey Select 15, 16 and 17 festivals and as a coach for the Mass/USA Hockey Satellite Training Program (STP).

As a player, the Roslindale, Massachusetts native was a four-year letterman at BU from 1989-93 and helped the Terriers win three Beanpots, a Hockey East title and make four consecutive NCAA tournament appearances. BU reached the national title game during Bavis's sophomore season in 1990-91. Additionally, he was voted as New England's Top Defensive Forward by the New England Hockey Writers Association in 1992 and 1993.

Bavis was drafted by the Buffalo Sabres in the 12th round (245th overall) in the 1989 Entry Draft and played in 92 games with the Rochester Americans (AHL).

DOUG JANIK

Assistant Coach



Doug Janik begins his coaching career with the Springfield Falcons in 2015-16 after a 14-year playing career in professional hockey.

Janik, 35, recorded 5-15-20 and 40 penalty minutes (PIM) in 29 games with Caldaro SG (Italy) in 2014-15.

The Agawam, Massachusetts native was drafted by the Buffalo Sabres in the second round (55th overall) in the 1999 Entry Draft. He registered 3-16-19 and 154 PIM in 190 career NHL games with the Sabres, Tampa Bay Lightning, Dallas Stars, Montreal Canadiens and Detroit Red Wings.

The former defenseman played collegiately at the University of Maine where he totaled 12-42-54 in 110 games from 1998-2001.



AHL 2014-15 FINAL STANDINGS

EASTERN CONFERENCE

Atlantic Division

	GP	W	L	OTL	SOL	PTS	GF	GA	S/O
y Manchester	76	50	17	6	3	109	241	176	2-3
x Providence	76	41	26	7	2	91	209	185	1-2
x Worcester	76	41	29	4	2	88	224	198	2-2
x Portland	76	39	28	7	2	87	203	190	2-2
St. John's	76	32	33	9	2	75	183	235	5-2

Northeast Division

	GP	W	L	OTL	SOL	PTS	GF	GA	S/O
y Hartford	76	43	24	5	4	95	221	214	2-4
x Syracuse	76	41	25	10	0	92	218	219	3-0
Springfield	76	38	28	8	2	86	192	209	5-2
Albany	76	37	28	5	6	85	199	201	2-6
Bridgeport Sound	76	28	40	7	1	64	213	246	3-1

East Division

	GP	W	L	OTL	SOL	PTS	GF	GA	S/O
y Hershey	76	46	22	5	3	100	218	181	2-3
x Wilkes-Barre/Scranton	76	45	24	3	4	97	212	163	0-4
Binghamton	76	34	34	7	1	76	242	258	1-1
Lehigh Valley	76	33	35	7	1	74	194	237	7-1
Norfolk	76	27	39	6	4	64	168	219	0-4

x = Clinched Playoff Berth

y = Clinched Division

WESTERN CONFERENCE

North Division

	GP	W	L	OTL	SOL	PTS	GF	GA	S/O
y Utica	76	47	20	7	2	103	219	182	2-2
x Toronto	76	40	27	9	0	89	207	203	1-0
Hamilton	76	34	29	12	1	81	201	208	0-1
Adirondack	76	35	33	6	2	78	233	240	1-2
Rochester	76	29	41	5	1	64	209	251	2-1

Midwest Division

	GP	W	L	OTL	SOL	PTS	GF	GA	S/O
y Grand Rapids	76	46	22	6	2	100	249	185	2-2
x Rockford	76	46	23	5	2	99	222	180	3-2
x Chicago	76	40	29	6	1	87	210	198	1-1
Lake Erie	76	35	29	8	4	82	211	240	2-4
Milwaukee	76	33	28	8	7	81	206	218	2-7

West Division

	GP	W	L	OTL	SOL	PTS	GF	GA	S/O
y San Antonio	76	45	23	7	1	98	248	222	6-1
x Texas	76	40	22	13	1	94	242	216	2-1
x Oklahoma City	76	41	27	5	3	90	224	212	0-3
Charlotte	76	31	38	6	1	69	172	231	5-1
Iowa	76	23	49	2	2	50	172	245	1-2

AHL SCORING LEADERS

PLAYER	TEAM	GP	G	A	PTS
Brian O'Neill	Manchester Monarchs	71	22	58	80
Andy Miele	Grand Rapids Griffins	71	26	44	70
Jordan Weal	Manchester Monarchs	73	20	49	69
Jonathan Marchessault	Syracuse Crunch	68	24	43	67
Chris Bourque	Hartford Wolf Pack	73	29	37	66
Shane Prince	Binghamton Senators	72	28	37	65
Andrew Agozzino	Lake Erie Monsters	74	30	34	64
Dustin Jeffrey	Bridgeport Sound Tigers (total)	69	25	39	64
Travis Morin	Texas Stars	63	22	41	63
Teemu Pulkkinen	Grand Rapids Griffins	46	34	27	61
Alan Quine	Bridgeport Sound Tigers	75	23	38	61
Connor Brown	Toronto Marlies	76	21	40	61
Chris Wideman	Binghamton Senators	75	19	42	61
Cal O'Reilly	Utica Comets	76	10	51	61
Andrew Miller	Oklahoma City Barons	63	27	33	60
Joe Whitney	Albany Devils	66	23	37	60
T.J. Hensick	Hamilton Bulldogs	75	19	41	60
Bobby Butler	San Antonio Rampage	68	27	32	59
Tim Kennedy	Hershey Bears	75	11	48	59
Cole Schneider	Binghamton Senators	69	29	29	58

GOALTENDING LEADERS

GOALIE	TEAM	GP	MIN	SA	SVS	GA	SO	GAA	SV%	W	L	OT
Matt Murray	Wilkes-Barre/Scranton	40	2320:49	1029	968	61	12	1.58	.941	25	10	3
Jacob Markstrom	Utica	32	1879:36	895	836	59	5	1.88	.934	22	7	2
Anton Forsberg	Springfield	30	1763:51	808	749	59	3	2.01	.927	20	8	1
Jeremy Smith	Providence	39	2277:53	1156	1078	78	3	2.05	.933	22	11	5
Aaron Dell	Worcester	26	1544:08	728	675	53	4	2.06	.927	15	8	2
Patrik Bartosak	Manchester	28	1595:27	708	651	57	2	2.14	.919	13	8	5
Pheonix Copley	Hershey	26	1520:15	732	677	55	3	2.17	.925	17	4	3
Jean-Francois Berube	Manchester	52	3025:14	1267	1157	110	2	2.18	.913	37	9	4
Scott Clemmensen	Albany	27	1558:09	707	649	58	2	2.23	.918	12	11	2
Mike McKenna	Portland	52	2979:16	1491	1380	111	7	2.24	.926	27	18	6





PORTLAND 2014-15 SCORING SUMMARY

PLAYERS

NO.	PLAYER	POS	GP	G	A	PTS	+/-	PIM	PP	SHG	SOG	SH%
49	Alexandre Bolduc	C	62	23	29	52	14	106	7	2	140	16.4
24	Brendan Shinnimin	C	64	22	25	47	-1	80	6	2	153	14.4
17	Jordan Martinook	C	62	15	28	43	9	41	1	2	164	9.1
19	Henrik Samuelsson	RW	68	18	22	40	10	56	7	0	139	13.0
2	Dylan Reese	D	72	10	30	40	12	42	3	0	151	6.6
12	Justin Hodgman	C	62	11	24	35	-11	55	3	0	102	10.8
38	Lucas Lessio	LW	49	15	16	31	-9	26	7	0	161	9.3
8	Philip Samuelsson (total)	D	73	5	19	24	5	51	4	0	94	5.3
	WBS	D	22	0	4	4	-3	20	0	0	23	0.0
	POR	D	51	5	15	20	8	31	4	0	71	7.0
25	Eric Selleck	LW	74	8	15	23	1	185	0	0	80	10.0
10	Jordan Szwarz	RW	45	9	13	22	3	65	2	1	101	8.9
32	Tyler Gaudet	C	71	8	12	20	-5	22	0	2	113	7.1
26	Darian Dziurzynski	LW	68	15	3	18	-1	51	0	0	93	16.1
27	Evan Oberg	D	48	7	11	18	-7	47	1	0	81	8.6
23	Joel Hanley	D	63	2	15	17	7	34	1	0	86	2.3
11	Francis Wathier	C	68	5	9	14	-1	53	0	0	93	5.4
18	Corey Trivino	C	39	3	11	14	2	4	0	0	49	6.1
4	Andrew Campbell	D	40	3	9	12	1	30	2	1	53	5.7
20	Patrick McNeill	D	23	1	11	12	-6	8	1	0	32	3.1
6	Klas Dahlbeck (total)	D	52	4	7	11	-1	35	2	0	98	4.1
	RFD	D	49	4	6	10	2	35	2	0	91	4.4
	POR	D	3	0	1	1	-3	0	0	0	7	0.0
36	Brandon Gormley	D	23	3	7	10	0	18	0	0	69	4.3
7	Greg Miller	C	35	3	7	10	1	10	0	0	46	6.5
22	Phil Lane	RW	53	3	7	10	-7	39	1	0	54	5.6
3	Jordon Southorn	D	26	3	6	9	8	8	2	0	38	7.9
16	Greg Carey	LW	29	2	4	6	-1	18	0	0	46	4.3
28	Justin Hache	D	60	0	6	6	-3	18	0	0	35	0.0
9	Tobias Rieder	RW	9	4	1	5	2	0	0	2	25	16.0
56	Mike McKenna	G	52	0	5	5	0	6	0	0	0	0.0
6	David Schlemko	D	2	1	3	4	2	0	0	0	5	20.0
5	Matt Lashoff (total)	D	25	1	3	4	1	39	0	0	16	6.3
	BRI	D	11	1	3	4	-4	22	0	0	8	12.5
	POR	D	14	0	0	0	5	17	0	0	8	0.0
33	Mark Louis (X)	D	34	0	3	3	6	77	0	0	24	0.0
18	Christian Dvorak	C	2	1	1	2	2	4	0	0	5	20.0
21	Laurent Dauphin	C	4	1	0	1	0	2	0	0	5	20.0
5	Chris Summers (X)	D	8	0	1	1	-5	6	0	0	9	0.0
15	Matt Kassian	LW	2	0	0	0	-1	0	0	0	1	0.0
31	Mike Lee	G	2	0	0	0	0	0	0	0	0	0.0
21	Dyson Stevenson (X)	RW	2	0	0	0	0	2	0	0	1	0.0
1	Peter Mannino (X)	G	3	0	0	0	0	0	0	0	0	0.0
15	Paul Bissonnette (X)	LW	8	0	0	0	-1	0	0	0	8	0.0
43	James Melindy	D	9	0	0	0	-5	6	0	0	8	0.0
14	Dan O'Donoghue	C	16	0	0	0	-3	2	0	0	13	0.0
37	Louis Domingue	G	20	0	0	0	0	2	0	0	0	0.0
33	David Leggio (total)	G	28	0	0	0	0	4	0	0	0	0.0
	BRI	G	23	0	0	0	0	4	0	0	0	0.0
	POR	G	5	0	0	0	0	0	0	0	0	0.0

GOALTENDING

NO.	GOALIE	GP	MIN	W	L	SOL	SO	GA	GAA	SVS	SV%
56	Mike McKenna	52	2979:16	27	18	1	7	111	2.24	1380	.926
1	Peter Mannino	3	128:22	0	1	0	0	5	2.34	57	.919
37	Louis Domingue	20	1121:13	11	6	1	0	50	2.68	493	.908
31	Mike Lee	2	87:53	0	1	0	0	5	3.41	28	.848
33	David Leggio	28	1541:19	8	15	0	1	94	3.66	624	.869
		23	1267:00	7	13	0	1	83	3.93	515	.861
		5	274:19	1	2	0	0	11	2.41	109	.908



PORTLAND 2014-15 PLAYOFF SCORING SUMMARY

NO.	PLAYER	POS	GP	G	A	PTS	+/-	PIM	PP	SHG	SOG	SH%
24	Brendan Shinnimin	C	5	2	4	6	-1	8	0	0	13	15.4
19	Henrik Samuelsson	RW	5	2	3	5	-5	13	2	0	7	28.6
36	Brandon Gormley	D	5	1	4	5	-3	2	0	0	7	14.3
11	Francis Wathier	C	5	3	0	3	0	4	0	0	8	37.5
8	Philip Samuelsson	D	5	1	2	3	1	4	1	0	9	11.1
10	Jordan Szwarz	RW	5	1	2	3	-1	8	1	0	8	12.5
38	Lucas Lessio	LW	5	0	3	3	-3	0	0	0	8	0.0
32	Tyler Gaudet	C	4	1	1	2	1	0	1	0	6	16.7
22	Phil Lane	RW	5	1	1	2	1	2	0	0	4	25.0
20	Patrick McNeill	D	5	1	1	2	-2	0	1	0	7	14.3
25	Eric Selleck	LW	5	1	1	2	-1	8	0	0	3	33.3
21	Laurent Dauphin	C	5	0	2	2	-1	0	0	0	4	0.0
2	Dylan Reese	D	5	0	2	2	-5	2	0	0	2	0.0
9	Brendan Perlini	LW	4	1	0	1	-1	0	0	0	5	20.0
6	Klas Dahlbeck	D	5	0	1	1	-2	4	0	0	5	0.0
18	Christian Dvorak	C	5	0	1	1	-4	0	0	0	1	0.0
23	Joel Hanley	D	5	0	1	1	1	0	0	0	4	0.0
49	Alexandre Bolduc	C	2	0	0	0	-2	0	0	0	1	0.0
26	Darian Dziurzynski	LW	2	0	0	0	0	2	0	0	2	0.0
56	Mike McKenna	G	2	0	0	0	0	0	0	0	0	0.0
7	Greg Miller	C	3	0	0	0	0	0	0	0	0	0.0
37	Louis Domingue	G	5	0	0	0	0	2	0	0	0	0.0
NO.	GOALIE	GP	MIN	W	L	SOL	SO	GA	GAA	SVS	SV%	
37	Louis Domingue	5	253:26	2	2	0	1	10	2.37	123	.925	
56	Mike McKenna	2	40:30	0	1	0	0	6	8.89	11	.647	



RAPID CITY RUSH (ECHL)

Staff Directory

Managing Member:	Scott Mueller
General Manager/Head Coach:	Joe Ferras
Chief Business Officer:	Brandon Schumacher
Accountant/Director of Merchandise:	Jennifer Durham
Director of Media Relations/"Voice of the Rush":	Mark Binetti
Director of Corporate Partnerships:	Jenna Zanter
Senior Account Executive:	Denny Majeske Katie Lenerville
Account Executive:	Laura Corbett
Associate Coach:	Mark De Santis
Athletic Trainer:	Cody Lindhorst
Equipment Manager:	Romeo Vivit

OCTOBER

PRESEASON #1-10/9/2015 @ Colorado-7:05 p.m.
PRESEASON #2-10/10/2015 vs Colorado-7:05 p.m.
 Friday, 10/16/2015 @ Idaho (SEASON OPENER)-7:10 p.m.
 Saturday, 10/17/2015 @ Idaho-7:10 p.m.
Friday, 10/23/2015 vs Colorado (HOME OPENER)-7:05 p.m.
 Saturday, 10/24/2015 @ Colorado-7:05 p.m.
 Wednesday, 10/28/2015 @ Colorado-7:05 p.m.
Friday, 10/30/2015 vs Alaska-7:05 p.m.
Saturday, 10/31/2015 vs Alaska-2:05 p.m.

NOVEMBER

Friday, 11/6/2015 vs Allen-7:05 p.m.
Saturday, 11/7/2015 vs Allen-7:05 p.m.
 Friday, 11/13/2015 @ Utah-7:05 p.m.
 Saturday, 11/14/2015 @ Utah-7:05 p.m.
Wednesday, 11/18/2015 vs Utah-6:35 p.m.
Friday, 11/20/2015 vs Utah-7:05 p.m.
Saturday, 11/21/2015 vs Utah-7:05 p.m.
Wednesday, 11/25/2015 vs Idaho-6:35 p.m.
Friday, 11/27/2015 vs Idaho-7:05 p.m.
Saturday, 11/28/2015 vs Idaho-7:05 p.m.

DECEMBER

Wednesday, 12/2/2015 @ Tulsa-6:05 p.m.
 Friday, 12/4/2015 @ Allen-6:05 p.m.
Tuesday, 12/8/2015 vs Wichita-6:35 p.m.
Friday, 12/11/2015 vs Quad City-7:05 p.m.
Saturday, 12/12/2015 vs Quad City-7:05 p.m.
 Friday, 12/18/2015 @ Alaska-9:15 p.m.
 Saturday, 12/19/2015 @ Alaska-9:15 p.m.
 Sunday, 12/20/2015 @ Alaska-5:05 p.m.
 Saturday, 12/26/2015 @ Colorado-7:05 p.m.
Sunday, 12/27/2015 vs Colorado-4:05 p.m.
Thursday, 12/31/2015 vs Tulsa (NEW YEAR'S EVE)-6:35 p.m.

JANUARY

Saturday, 1/2/2016 vs Tulsa-7:05 p.m.
 Wednesday, 1/6/2015 @ Utah-7:05 p.m.
Friday, 1/8/2016 vs Missouri-7:05 p.m.
Saturday, 1/9/2016 vs Missouri-7:05 p.m.
 Wednesday, 1/13/2016 @ Evansville-5:15 p.m.
 Friday, 1/15/2016 @ Indy-6:35 p.m.
 Saturday, 1/16/2016 @ Fort Wayne-5:30 p.m.
 Sunday, 1/17/2016 @ Fort Wayne-3:00 p.m.
Friday, 1/22/2016 vs Colorado-7:05 p.m.
Saturday, 1/23/2016 vs Colorado-7:05 p.m.
 Wednesday, 1/27/2016 @ Idaho-7:10 p.m.
 Friday, 1/29/2016 @ Utah-7:05 p.m.
 Saturday, 1/30/2016 @ Utah-7:05 p.m.

FEBRUARY

Wednesday, 2/3/2016 @ Quad City-5:35 p.m.
 Friday, 2/5/2016 @ Quad City-6:05 p.m.
 Saturday, 2/6/2016 @ Evansville-6:15 p.m.
 Wednesday, 2/10/2016 @ Colorado-7:05 p.m.
Friday 2/12/2016 vs Colorado-7:05 p.m.
 Saturday, 2/13/2016 @ Colorado-7:05 p.m.
 Monday, 2/15/2016 @ Utah-1:35 p.m.
 Wednesday, 2/17/2016 @ Idaho-7:10 p.m.
Friday, 2/19/2016 vs Alaska-7:05 p.m.
Saturday, 2/20/2016 vs Alaska-7:05 p.m.
Sunday, 2/21/2016 vs Alaska-4:05 p.m.
 Friday, 2/26/2016 @ Quad City-6:05 p.m.
 Saturday, 2/27/2016 @ Quad City-6:05 p.m.
 Sunday, 2/28/2016 @ Missouri-3:05 p.m.

MARCH

Friday, 3/4/2016 vs Fort Wayne-7:05 p.m.
Saturday, 3/5/2016 vs Fort Wayne-7:05 p.m.
Sunday, 3/6/2016 vs Allen-4:05 p.m.
Friday, 3/11/2016 vs Idaho-7:05 p.m.
Saturday, 3/12/2016 vs Idaho-7:05 p.m.
Tuesday, 3/15/2016 vs Colorado-6:35 p.m.
 Wednesday, 3/16/2016 @ Colorado-7:05 p.m.
 Friday, 3/18/2016 @ Idaho-7:10 p.m.
 Saturday, 3/19/2016 @ Idaho-7:10 p.m.
 Thursday, 3/24/2016 @ Alaska-9:15 p.m.
 Friday, 3/25/2016 @ Alaska-9:15 p.m.
 Saturday, 3/26/2016 @ Alaska-9:15 p.m.

APRIL

Friday, 4/1/2016 vs Wichita-7:05 p.m.
Saturday, 4/2/2016 vs Wichita-7:05 p.m.
Tuesday, 4/5/2016 vs Idaho-6:35 p.m.
Friday, 4/8/2016 vs Utah-7:05 p.m.
Saturday, 4/9/2016 vs Utah (LAST HOME GAME OF SEASON)-7:05 p.m.

Home games are Bold

All Games are Eastern Time



TM



YEAR IN REVIEW



EASTERN CONFERENCE

ATLANTIC DIVISION

	GP	W	L	OT	PTS	GF	GA
MONTREAL	82	50	22	10	110	221	189
TAMPA BAY	82	50	24	8	108	262	211
DETROIT	82	43	25	14	100	235	221
OTTAWA	82	43	26	13	99	238	215
BOSTON	82	41	27	14	96	213	211
FLORIDA	82	38	29	15	91	206	223
TORONTO	82	30	44	8	68	211	262
BUFFALO	82	23	51	8	54	161	274

METROPOLITAN DIVISION

	GP	W	L	OT	PTS	GF	GA
NY RANGERS	82	53	22	7	113	252	192
WASHINGTON	82	45	26	11	101	242	203
NY ISLANDERS	82	47	28	7	101	252	230
PITTSBURGH	82	43	27	12	98	221	210
COLUMBUS	82	42	35	5	89	236	250
PHILADELPHIA	82	33	31	18	84	215	234
NEW JERSEY	82	32	36	14	78	181	216
CAROLINA	82	30	41	11	71	188	226

WESTERN CONFERENCE

CENTRAL DIVISION

	GP	W	L	OT	PTS	GF	GA
ST LOUIS	82	51	24	7	109	248	201
NASHVILLE	82	47	25	10	104	232	208
CHICAGO	82	48	28	6	102	229	189
MINNESOTA	82	46	28	8	100	231	201
WINNIPEG	82	43	26	13	99	230	210
DALLAS	82	41	31	10	92	261	260
COLORADO	82	39	31	12	90	219	227

PACIFIC DIVISION

	GP	W	L	OT	PTS	GF	GA
ANAHEIM	82	51	24	7	109	236	226
VANCOUVER	82	48	29	5	101	242	222
CALGARY	82	45	30	7	97	241	216
LOS ANGELES	82	40	27	15	95	220	205
SAN JOSE	82	40	33	9	89	228	232
EDMONTON	82	24	44	14	62	198	283
ARIZONA	82	24	50	8	56	170	272

2014-15 NHL INDIVIDUAL SCORING LEADERS

PLAYER	Team	Pos	GP	G	A	P	+/-	PIM	PP	SH	GW	OT	S
Jamie Benn	DAL	L	82	35	52	87	1	64	10	2	6	0	253
John Tavares	NYI	C	82	38	48	86	5	46	13	0	8	4	278
Sidney Crosby	PIT	C	77	28	56	84	5	47	10	0	3	1	237
Alex Ovechkin	WSH	L	81	53	28	81	10	58	25	0	11	0	395
Jakub Voracek	PHI	R	82	22	59	81	1	78	11	0	3	2	221
Nicklas Backstrom	WSH	C	82	18	60	78	5	40	3	0	3	1	153
Tyler Seguin	DAL	C	71	37	40	77	-1	20	13	0	5	0	280
Jiri Hudler	CGY	C	78	31	45	76	17	14	6	0	5	1	158
Daniel Sedin	VAN	L	82	20	56	76	5	18	4	0	5	3	226
Vladimir Tarasenko	STL	R	77	37	36	73	27	31	8	0	6	2	264
Nick Foligno	CBJ	L	79	31	42	73	16	50	11	0	3	1	182
Claude Giroux	PHI	C	81	25	48	73	-3	36	14	0	4	2	279
Henrik Sedin	VAN	C	82	18	55	73	11	22	5	0	0	0	101
Steven Stamkos	TBL	C	82	43	29	72	2	49	13	0	6	0	268
Tyler Johnson	TBL	C	77	29	43	72	33	24	8	0	6	2	203
Ryan Johansen	CBJ	C	82	26	45	71	-6	40	7	2	0	0	202
Joe Pavelski	SJS	C	82	37	33	70	12	29	19	0	5	0	261
Evgeni Malkin	PIT	C	69	28	42	70	-2	60	9	0	4	1	212
Ryan Getzlaf	ANA	C	77	25	45	70	15	62	3	0	6	2	191
Rick Nash	NYR	L	79	42	27	69	29	36	6	4	8	0	304
Max Pacioretty	MTL	L	80	37	30	67	38	32	7	3	10	2	302
Logan Couture	SJS	C	82	27	40	67	-6	12	6	2	4	0	263
Jonathan Toews	CHI	C	81	28	38	66	30	36	6	2	7	1	192
Erik Karlsson	OTT	D	82	21	45	66	7	42	6	0	3	1	292
Henrik Zetterberg	DET	L	77	17	49	66	-6	32	4	0	3	1	227
Nikita Kucherov	TBL	R	82	29	36	65	38	37	2	0	2	0	191
Pavel Datsyuk	DET	C	63	26	39	65	12	8	8	0	5	1	165
Joe Thornton	SJS	C	78	16	49	65	-4	30	4	0	0	0	131
Patrick Kane	CHI	R	61	27	37	64	10	10	6	0	5	0	186
Mark Stone	OTT	R	80	26	38	64	21	14	5	1	6	2	157

2014-15 NHL DEFENSEMEN SCORING LEADERS

PLAYER	Team	Pos	GP	G	A	P	+/-	PIM	PP	SH	GW	GT	OT	S
Erik Karlsson	OTT	D	82	21	45	66	7	42	6	0	3	0	1	292
Brent Burns	SJS	D	82	17	43	60	-9	65	7	0	2	0	1	245
P.K. Subban	MTL	D	82	15	45	60	21	74	8	0	5	0	1	170
Dennis Wideman	CGY	D	80	15	41	56	6	34	6	0	2	0	1	173
Roman Josi	NSH	D	81	15	40	55	15	26	3	0	4	0	1	201
John Carlson	WSH	D	82	12	43	55	11	28	3	1	3	0	0	193
Kris Letang	PIT	D	69	11	43	54	12	79	2	1	1	0	0	197
Tyson Barrie	COL	D	80	12	41	53	5	26	2	0	0	0	0	139
Mark Streit	PHI	D	81	9	43	52	-8	36	4	0	0	0	0	144
Keith Yandle	ARI, NYR	D	84	6	46	52	-26	40	2	0	2	0	0	232
Andrei Markov	MTL	D	81	10	40	50	22	38	4	0	1	0	0	135
Justin Faulk	CAR	D	82	15	34	49	-19	30	7	2	4	0	0	238
Mark Giordano	CGY	D	61	11	37	48	13	37	2	1	2	0	1	157
Drew Doughty	LAK	D	82	7	39	46	3	56	1	0	2	0	0	219
Alex Pietrangelo	STL	D	81	7	39	46	-2	28	1	0	2	0	0	195
Dustin Byfuglien	WPG	D	69	18	27	45	5	124	5	0	3	0	1	209
Shea Weber	NSH	D	78	15	30	45	15	72	5	1	2	0	1	237
Duncan Keith	CHI	D	80	10	35	45	12	20	3	0	2	0	0	171
Mike Green	WSH	D	72	10	35	45	15	34	1	0	2	0	0	159
Niklas Kronwall	DET	D	80	9	35	44	-4	40	3	0	1	0	1	101
Kevin Shattenkirk	STL	D	56	8	36	44	19	52	4	0	1	0	0	135
Oliver Ekman-Larsson	ARI	D	82	23	20	43	-18	40	10	1	7	0	3	264
Dougie Hamilton	BOS	D	72	10	32	42	-3	41	5	0	2	0	1	188
TJ Brodie	CGY	D	81	11	30	41	15	30	3	1	3	0	1	133
Jake Muzzin	LAK	D	76	10	31	41	-4	22	4	0	3	0	0	173
John Klingberg	DAL	D	65	11	29	40	5	32	2	0	3	0	1	98
Jack Johnson	CBJ	D	79	8	32	40	-13	44	3	0	1	0	1	141
Torey Krug	BOS	D	78	12	27	39	13	20	2	0	0	0	0	205
Aaron Ekblad	FLA	D	81	12	27	39	12	32	6	0	4	0	0	170
Anton Stralman	TBL	D	82	9	30	39	22	26	2	0	0	0	0	138



GOALS AGAINST AVERAGE

Player	Team	GP	MIN	SA	GA	GAA	W	L	OT
Carey Price	MTL	66	3,976:33	1953	130	1.96	44	16	6
Devan Dubnyk	ARI, MIN	58	3,328:12	1625	115	2.07	36	14	4
Pekka Rinne	NSH	64	3,850:47	1807	140	2.18	41	17	6
Cam Talbot	NYR	36	2,094:57	1038	77	2.21	21	9	4
Braden Holtby	WSH	73	4,247:29	2044	157	2.22	41	20	10
Jonathan Quick	LAK	72	4,184:15	1896	156	2.24	36	22	13
Steve Mason	PHI	51	2,885:23	1490	108	2.25	18	18	11
Henrik Lundqvist	NYR	46	2,742:36	1329	103	2.25	30	13	3
Cory Schneider	NJD	69	3,923:55	1982	148	2.26	26	31	9
Brian Elliott	STL	46	2,545:48	1150	96	2.26	26	14	3

WINS, LOSSES, AND OT

Player	Team	GP	MIN	W	L	OT
Carey Price	MTL	66	3,976:33	44	16	6
Pekka Rinne	NSH	64	3,850:47	41	17	6
Braden Holtby	WSH	73	4,247:29	41	20	10
Ben Bishop	TBL	62	3,519:00	40	13	5
Jaroslav Halak	NYI	59	3,549:57	38	17	4
Devan Dubnyk	ARI, MIN	58	3,328:12	36	14	4
Jonathan Quick	LAK	72	4,184:15	36	22	13
Frederik Andersen	ANA	54	3,105:43	35	12	5
Tuukka Rask	BOS	70	4,063:01	34	21	13
Marc-Andre Fleury	PIT	64	3,776:11	34	20	9
Kari Lehtonen	DAL	65	3,697:41	34	17	10

SAVE PERCENTAGE

Player	Team	GP	MIN	GA	SA	SV%	W	L	OT
Carey Price	MTL	66	3,976:33	1823	1953	.933	44	16	6
Devan Dubnyk	ARI, MIN	58	3,328:12	1510	1625	.929	36	14	4
Steve Mason	PHI	51	2,885:23	1382	1490	.928	18	18	11
Cam Talbot	NYR	36	2,094:57	961	1038	.926	21	9	4
Cory Schneider	NJD	69	3,923:55	1834	1982	.925	26	31	9
Corey Crawford	CHI	57	3,332:32	1535	1661	.924	32	20	5
Craig Anderson	OTT	35	2,092:31	1047	1134	.923	14	13	8
Braden Holtby	WSH	73	4,247:29	1887	2044	.923	41	20	10
Pekka Rinne	NSH	64	3,850:47	1667	1807	.923	41	17	6
Henrik Lundqvist	NYR	46	2,742:36	1226	1329	.922	30	13	3
Tuukka Rask	BOS	70	4,063:01	1855	2011	.922	34	21	13

SHUTOUTS

Player	Team	GP	MIN	SO	SA	GA	GAA	SV%
Marc-Andre Fleury	PIT	64	3,776:11	10	1831	146	2.32	.920
Carey Price	MTL	66	3,976:33	9	1953	130	1.96	.933
Braden Holtby	WSH	73	4,247:29	9	2044	157	2.22	.923
Ryan Miller	VAN	45	2,541:31	6	1198	107	2.53	.911
Devan Dubnyk	ARI, MIN	58	3,328:12	6	1625	115	2.07	.929
Jaroslav Halak	NYI	59	3,549:57	6	1673	144	2.43	.914
Jonathan Quick	LAK	72	4,184:15	6	1896	156	2.24	.918



2014-15 NHL CATEGORY LEADERS

Goals: Alex Ovechkin, Washington	.53
Assists: Nicklas Backstrom, Washington	.60
Points: Jamie Benn, Dallas	.87
Defenseman Points: Erik Karlsson, Ottawa	.66
Rookie Points: Mark Stone, Ottawa	.64
Johnny Gaudreau, Calgary	.64
Power-play goals: Alex Ovechkin, Washington	.25
Shorthanded goals: Tyler Toffoli, Los Angeles	.5
Game Winning Goals: Alex Ovechkin, Washington	.11
SO Game Deciding Goals: Jonathan Toews, Chicago	.4
P.A. Parenteau, Montreal	.4

Shots: Alex Ovechkin, Washington	.395
Shooting Percentage: Alex Tanguay, Colorado	.21.2%
Plus/Minus: Max Pacioretty, Montreal	Plus-38
Nikita Kucherov, Tampa Bay	Plus-38
Goals Against Average: Carey Price, Montreal	1.96
Wins: Carey Price, Montreal	.44
Save Percentage: Carey Price, Montreal	93.3%
Shutouts: Marc-Andre Fleury, Pittsburgh	.10

2014-15 NHL AWARD WINNERS

Hart Memorial Trophy	Carey Price, Montreal
Calder Memorial Trophy	Aaron Ekblad, Florida
Vezina Trophy	Carey Price, Montreal
James Norris Memorial Trophy	Erik Karlsson, Ottawa
Jack Adams Award	Bob Hartley, Calgary
General Manager of the Year Award	Steve Yzerman, Tampa Bay
Lady Byng Memorial Trophy	Jiri Hudler, Calgary
Frank J. Selke Trophy	Patrice Bergeron, Boston
William M. Jennings Trophy	Carey Price, Montreal and Corey Crawford, Chicago

Maurice "Rocket" Richard Trophy	Alex Ovechkin, Washington
Bill Masterton Memorial Trophy	Devan Dubnyk, Minnesota
King Clancy Memorial Trophy	Henrik Zetterberg, Detroit
Art Ross Trophy	Jamie Benn, Dallas
Conn Smythe Trophy	Duncan Keith, Chicago
Ted Lindsay Award	Carey Price, Montreal
Mark Messier Leadership Award	Jonathan Toews, Chicago
NHL Foundation Player Award	Brent Burns, San Jose
Lester Patrick Award	Jeremy Jacobs and Bob Crocker
Presidents Trophy	New York Rangers

2014-15 NHL ALL-STAR TEAMS

FIRST ALL-STAR TEAM:

Goaltender	Carey Price, Montreal
Defense	Erik Karlsson, Ottawa
Defense	P.K. Subban, Montreal
Center	John Tavares, NY Islanders
Right Wing	Jakub Voracek, Philadelphia
Left Wing	Alex Ovechkin, Washington

SECOND ALL-STAR TEAM:

Goaltender	Devan Dubnyk, Minnesota
Defense	Drew Doughty, Los Angeles
Defense	Shea Weber, Nashville
Center	Sidney Crosby, Pittsburgh
Right Wing	Vladimir Tarasenko, St. Louis
Left Wing	Jamie Benn, Dallas

ROOKIE ALL-STAR TEAM:

Goaltender	Jake Allen, St. Louis
Defense	Aaron Ekblad, Florida
Defense	John Klingberg, Dallas
Forward	Filip Forsberg, Nashville
Forward	Johnny Gaudreau, Calgary
Forward	Mark Stone, Ottawa



Date	Team	W-L-OT	Record	GF-GA	Scorers	WGoal	PP	PK	SF-SA	W-L	Attend.
10/09/2014	WPG	L	00-01-00	2-6	89,11	26	0-3	5-5-5	28-27	31 / 41	17125+
10/11/2014	LAK	W*	01-01-00	3-2	50p,89,23p	23	2-4	3-3-3	40-26	40 / 32	12859
10/15/2014	EDM	W	02-01-00	7-4	89p,24,5,36,89,10,89	89	1-4	2-2-2	30-27	41 / 30	11648
10/18/2014	STL	L	02-02-00	1-6	28p	20	1-4	0-4-4	25-36	34 / 41	11100
10/21/2014	@ NSH	O**	02-02-01	3-4	36,3p,10p	4	2-5	5-5-5	36-26	35 / 40	15694
10/23/2014	@ MIN	L	02-03-01	0-2		3	0-2	3-3-3	26-29	35 / 41	18554+
10/25/2014	FLA	W*	03-03-01	2-1	12p,23p	23	2-8	2-2-2	41-24	41 / 1	13202
10/28/2014	@ TBL	L	03-04-01	3-7	19,10,44	11	0-0	2-3-3	25-35	30 / 41	17511
10/30/2014	@ FLA	L	03-05-01	1-2	11p	19	1-4	2-3-3	33-26	1 / 41	7691
11/01/2014	@ CAR	L	03-06-01	0-3		16	0-3	1-2-2	25-35	30 / 41	10870
11/02/2014	@ WSH	W	04-06-01	6-5	50p,26,19p,9,19,8	8	2-6	1-3-3	30-37	40 / 35	18506+
11/04/2014	TOR	W	05-06-01	3-2	9,10,50	50	0-4	3-5-5	33-30	41 / 34	14202
11/07/2014	@ ANA	W**	06-06-01	3-2	36,19	89	0-3	3-4-4	25-39	41 / 31	16235
11/08/2014	NYI	L	06-07-01	0-1		51	0-5	3-3-3	19-33	41 / 41	14689
11/11/2014	DAL	L	06-08-01	3-4	5,14,89	16	0-6	3-4-4	37-32	32 / 41	11866
11/13/2014	@ CGY	L	06-09-01	3-5	19,50p,14	5	1-1	3-3-3	23-25	1 / 41	18698
11/14/2014	@ VAN	W	07-09-01	5-0	11,11,11,19,3p	11	1-4	3-3-3	23-35	40 / 30	18708+
11/16/2014	@ EDM	W	08-09-01	2-1	33p,89	89	1-4	3-4-4	28-34	40 / 30	16839+
11/18/2014	WSH	O*	08-09-02	1-2	23	16	0-4	3-3-3	24-24	70 / 41	11769
11/20/2014	@ DAL	L	08-10-02	1-3	28p	20	1-2	2-2-2	27-27	32 / 41	16078
11/22/2014	@ SJS	W**	09-10-02	4-3	50p,6,19	50	1-2	3-4-4	25-43	40 / 31	17297
11/23/2014	@ ANA	L	09-11-02	1-2	3	19	0-3	2-2-2	27-30	31 / 41	15928
11/25/2014	COL	O*	09-11-03	3-4	50,26,8	48	0-1	2-2-2	33-35	31 / 41	12163
11/29/2014	CGY	L	09-12-03	0-3		7	0-1	2-3-3	26-29	31 / 40	13530
12/01/2014	@ EDM	W	10-12-03	5-2	8s,8s,23p,89,10p	23	2-3	4-5-5	24-27	41 / 35	16839+
12/02/2014	@ CGY	L	10-13-03	2-5	23,9	86	0-1	2-3-3	29-24	31 / 41	18837
12/04/2014	LAK	L	10-14-03	0-4		23	0-2	1-3-3	26-43	31 / 41	12254
12/06/2014	BOS	L	10-15-03	2-5	14,89p	12	1-4	1-2-2	26-33	40 / 40	13114
12/11/2014	NSH	L	10-16-03	1-5	50p	18	1-3	4-5-5	32-38	35 / 41	10194
12/13/2014	MIN	O**	10-16-04	3-4	23p,50,28	9	1-3	1-3-3	30-35	32 / 40	13975
12/16/2014	EDM	W*	11-16-04	2-1	22,23	23	0-4	2-2-2	44-32	40 / 30	12085
12/20/2014	@ LAK	L	11-17-04	2-4	11,24	77	0-3	3-5-5	17-35	32 / 40	18230+
12/22/2014	@ VAN	L	11-18-04	1-7	23p	3	1-4	3-6-6	39-40	30 / 41	18794+
12/23/2014	@ EDM	W	12-18-04	5-1	9,10,3,33,9	10	0-2	6-6-6	22-27	40 / 30	16839+
12/27/2014	ANA	W**	13-18-04	2-1	4	19	0-1	1-1-1	29-36	40 / 31	13656
12/29/2014	PHI	W	14-18-04	4-2	19,50,23p,50	23	1-2	2-2-2	25-32	40 / 35	16521
12/31/2014	@ DAL	L	14-19-04	0-6		25	0-3	1-2-2	32-31	32 / 40	18532+
01/03/2015	CBJ	W	15-19-04	6-3	8,23p,9p,11,24,9p	11	3-4	2-3-3	34-26	41 / 72	13159
01/06/2015	STL	L	15-20-04	0-6		26	0-1	2-5-5	23-39	1 / 41	10876
01/08/2015	WPG	W	16-20-04	4-1	89p,23p,19p,89	23	3-5	7-7-7	30-35	41 / 31	11390
01/10/2015	OTT	L	16-21-04	1-5	89	16	0-5	3-5-5	32-33	41 / 41	14933
01/13/2015	SJS	L	16-22-04	2-3	89,19	4	0-3	2-3-3	29-25	31 / 40	10631
01/15/2015	CGY	L	16-23-04	1-4	89	19	0-0	2-2-2	28-25	37 / 41	12982
01/17/2015	@ MIN	L	16-24-04	1-3	50p	16	1-2	3-3-3	26-33	40 / 41	19111+
01/18/2015	@ WPG	O**	16-24-05	3-4	23,28p,8	18	1-4	3-3-3	31-30	31 / 41	15016+
01/20/2015	@ CHI	L	16-25-05	1-6	38	65	0-2	4-5-5	36-51	31 / 41	21427+
01/27/2015	@ PHI	O**	16-25-06	3-4	5,10,8	17	0-1	1-2-2	27-42	35 / 41	19581+
01/29/2015	@ TOR	W	17-25-06	3-1	23s,11,9p	11	1-4	3-3-3	45-25	41 / 45	18837+
01/31/2015	@ OTT	L	17-26-06	2-7	4,9	61	0-3	5-5-5	37-31	40 / 41	18489
02/01/2015	@ MTL	W	18-26-06	3-2	28p,23,28p	28	2-2	2-2-2	32-20	35 / 35	21286+
02/03/2015	@ CBJ	W	19-26-06	4-1	38,23p,19p,8	23	2-3	2-3-3	29-31	41 / 31	14108
02/05/2015	CAR	O**	19-26-07	1-2	18	16	0-0	4-4-4	29-41	30 / 41	12649
02/07/2015	DET	L	19-27-07	1-3	23	21	0-5	5-6-6	23-26	34 / 41	17125+
02/09/2015	@ CHI	W**	20-27-07	3-2	19p,50	50	1-2	4-4-4	29-38	41 / 31	21337+
02/10/2015	@ STL	L	20-28-07	1-2	9	23	0-1	2-2-2	26-36	34 / 41	17312
02/13/2015	SJS	L	20-29-07	2-4	36,10p	89	1-2	2-3-3	36-26	31 / 41	16713
02/14/2015	NYR	L	20-30-07	1-5	50	61	0-3	0-0-0	35-32	33 / 41	14719
02/16/2015	@ COL	L	20-31-07	2-5	23,36	2	0-1	2-3-3	17-34	1 / 43	14132
02/21/2015	TBL	L	20-32-07	2-4	26,36	18	0-1	4-6-6	24-27	30 / 41	12997
02/23/2015	@ NJD	L	20-33-07	0-3		21	0-4	2-2-2	38-28	35 / 41	12159
02/24/2015	@ NYI	L	20-34-07	1-5	36	17	0-3	1-1-1	28-39	30 / 41	15888
02/26/2015	@ NYR	L	20-35-07	3-4	36,9p,9p	12	2-5	1-3-3	40-38	33 / 41	18006+
02/28/2015	@ BOS	L	20-36-07	1-4	10	63	0-1	4-5-5	32-34	40 / 41	17565+
03/03/2015	ANA	L	20-37-07	1-4	8	7	0-2	0-0-0	30-35	31 / 41	11387
03/05/2015	VAN	W**	21-37-07	3-2	8,44	9	0-1	4-4-4	35-34	41 / 31	12589
03/07/2015	MTL	L	21-38-07	0-2		81	0-2	1-1-1	28-35	31 / 41	14094
03/09/2015	NSH	O*	21-38-08	1-2	24p	18	1-4	5-5-5	28-40	35 / 35	11227
03/12/2015	CHI	L	21-39-08	1-2	8	91	0-2	5-7-7	18-44	50 / 41	17534+
03/14/2015	NJD	L	21-40-08	1-4	19	11	0-1	2-3-3	31-29	35 / 41	12425
03/16/2015	@ LAK	L	21-41-08	0-1		15	0-2	3-3-3	25-35	32 / 41	18230+
03/19/2015	COL	L	21-42-08	2-5	23,23	13	0-1	2-2-2	30-29	1 / 35	11684
03/21/2015	PIT	L	21-43-08	1-3	8s	26	0-3	3-4-4	31-37	29 / 41	15581
03/22/2015	VAN	L	21-44-08	1-3	23	23	0-1	1-2-2	27-44	35 / 41	12405
03/24/2015	@ DET	W*	22-44-08	5-4	17,36p,18,18p,36	36	2-5	4-5-5	22-37	41 / 35	20027
03/26/2015	@ BUF	W*	23-44-08	4-3	21,23,18,9p	9	1-5	3-5-5	42-35	41 / 31	19070+
03/28/2015	@ PIT	L	23-45-08	2-3	20,8	87	0-2	4-6-6	24-46	1 / 41	18627+
03/30/2015	BUF	L	23-46-08	1-4	5	41	0-2	0-1-1	29-36	35 / 41	13612
04/03/2015	@ SJS	L	23-47-08	1-3	36	8	0-1	2-2-2	21-37	31 / 35	17562+
04/04/2015	SJS	W	24-47-08	5-3	23p,19p,23,36,9	36	2-4	4-6-6	36-45	41 / 31	14752
04/07/2015	@ CGY	L	24-48-08	2-3	44,22	23	0-0	3-4-4	24-32	1 / 41	19289+
04/09/2015	@ VAN	L	24-49-08	0-5		22	0-4	1-4-4	28-32	31 / 41	18796+
04/11/2015	ANA	L	24-50-08	1-2	9	33	0-3	3-3-3	24-38	31 / 41	15733

* = Overtime, ** = Shootout, + = Sellout



POS	Player	GP	G	A	P	+/-	PIM	PP	SH	GW	OT	S	S%	TOI/G
D	Oliver Ekman-Larsson	82	23	20	43	-18	40	10	1	0	3	264	8.7	25:12
C	Sam Gagner	81	15	26	41	-28	28	6	0	0	1	183	8.2	17:14
D	Keith Yandle	63	4	37	41	-32	32	2	0	0	0	185	2.2	23:54
R	Shane Doan	79	14	22	36	-29	65	5	0	0	0	189	7.4	18:52
C	Antoine Vermette	63	13	22	35	-23	34	6	0	0	0	85	15.3	18:58
R	Martin Erat	79	9	23	32	-16	48	3	0	0	0	91	9.9	15:51
L	Mikkel Boedker	45	14	14	28	-10	6	3	0	0	0	79	17.7	17:29
C	Martin Hanzal	37	8	16	24	-1	31	1	0	0	0	85	9.4	17:44
R	Tobias Rieder	72	13	8	21	-19	14	0	3	0	0	189	6.9	16:53
L	Lauri Korpikoski	69	6	15	21	-27	12	5	0	0	0	82	7.3	15:14
D	Michael Stone	81	3	15	18	-24	60	0	0	0	0	144	2.1	20:52
C	Mark Arcobello	27	9	7	16	-4	6	1	0	0	1	59	15.3	15:40
C	Kyle Chipchura	70	4	10	14	-23	82	1	0	0	0	81	4.9	13:23
R	David Moss	60	4	8	12	-18	24	1	0	0	0	96	4.2	12:54
C	Joe Vitale	70	3	6	9	-11	36	0	0	0	0	55	5.5	11:13
D	Zbynek Michalek	53	2	6	8	-6	12	0	0	0	0	67	3	21:05
D	Connor Murphy	73	4	3	7	-27	42	0	0	0	0	72	5.6	16:48
R	B.J. Crombeen	58	3	3	6	-6	79	0	0	0	0	43	7	8:05
L	Lucas Lessio	26	2	3	5	-10	8	0	0	0	0	44	4.5	12:45
D	John Moore	19	1	4	5	-11	11	0	0	0	0	21	4.8	18:43
D	Brandon Gormley	27	2	2	4	-7	10	1	0	0	0	39	5.1	15:19
D	David Schlemko	20	1	3	4	-5	4	0	0	0	0	24	4.2	18:06
L	Craig Cunningham	19	1	3	4	-3	2	0	0	0	0	23	4.3	11:05
L	Rob Klinkhammer	19	3	0	3	3	4	0	0	0	0	23	13	11:33
L	Brandon McMillan	50	1	2	3	-18	16	0	0	0	0	44	2.3	10:22
D	Klas Dahlbeck	19	0	3	3	-7	6	0	0	0	0	16	0	19:11
D	Chris Summers	17	0	3	3	-12	8	0	0	0	0	13	0	13:42
L	Tye McGinn	18	1	1	2	-1	10	0	0	0	0	25	4	9:39
R	Jordan Szwarz	9	1	0	1	-2	2	0	0	0	0	8	12.5	13:28
C	Justin Hodgman	5	1	0	1	-2	2	1	0	0	0	3	33.3	11:23
D	Andrew Campbell	33	0	1	1	-13	10	0	0	0	0	28	0	17:32
L	Jordan Martinook	8	0	1	1	-3	0	0	0	0	0	8	0	11:41
C	Brendan Shinnimin	12	0	1	1	-1	8	0	0	0	0	10	0	11:02
C	Alexandre Bolduc	3	0	0	0	-1	2	0	0	0	0	3	0	10:39
D	Dylan Reese	1	0	0	0	-1	0	0	0	0	0	3	0	19:58
D	Philip Samuelsson	4	0	0	0	-3	0	0	0	0	0	4	0	16:53
C	Henrik Samuelsson	3	0	0	0	-2	2	0	0	0	0	4	0	13:16
C	Tyler Gaudet	2	0	0	0	-1	0	0	0	0	0	1	0	9:34

Goalie	GP	GS	W	L	OT	SA	GA	GAA	SV	SV%	SO	G	A	PIM	MIN
Mike Smith	62	61	14	42	5	1955	187	3.16	1768	.904	0	0	1	10	3,555:47
Devan Dubnyk	19	16	9	5	2	561	47	2.72	514	.916	1	0	0	0	1,034:56
Louis Domingue	7	4	1	2	1	158	14	2.73	144	.911	0	0	0	0	307:45
Mike McKenna	1	1	0	1	0	34	5	5.00	29	.853	0	0	0	0	60:00

**GAMES PLAYED**

Oliver Ekman-Larsson	82
Sam Gagner	81
Michael Stone	81

GOALS

Oliver Ekman-Larsson	23
Sam Gagner	15
Shane Doan	14
Mikkel Boedker	14
Antoine Vermette	13
Tobias Rieder	13

ASSISTS

Keith Yandle	37
Sam Gagner	26
Martin Erat	23
Shane Doan	22
Antoine Vermette	22
Oliver Ekman-Larsson	20

POINTS

Oliver Ekman-Larsson	43
Sam Gagner	41
Keith Yandle	41
Shane Doan	36
Antoine Vermette	35

PENALTY MINUTES

Kyle Chipchura	82
B.J. Crombeen	79
Shane Doan	65
Michael Stone	60
Martin Erat	48

PP GOALS

Oliver Ekman-Larsson	10
Sam Gagner	6
Antoine Vermette	6
Shane Doan	5
Lauri Korpikoski	5

PP ASSISTS

Keith Yandle	24
Oliver Ekman-Larsson	10
Mikkel Boedker	9
Antoine Vermette	7
Sam Gagner	6

PP POINTS

Keith Yandle	26
Oliver Ekman-Larsson	20
Antoine Vermette	13
Sam Gagner	12
Mikkel Boedker	12

SH GOALS

Tobias Rieder	3
Oliver Ekman-Larsson	1

GW GOALS

Oliver Ekman-Larsson	7
Martin Hanzal	3
Mark Arcobello	2
Mikkel Boedker	2

OVERTIME GOALS

Oliver Ekman-Larsson	3
Mark Arcobello	1
Sam Gagner	1

SHOTS

Oliver Ekman-Larsson	264
Tobias Rieder	189
Shane Doan	189
Keith Yandle	185
Sam Gagner	183

PLUS/MINUS

Rob Klinkhammer	+3
Martin Hanzal	-1
Tye McGinn	-1
Brendan Shinnimin	-1

SHOOTING PERCENTAGE

Mark Arcobello	13.2%
Martin Erat	9.9%
Martin Hanzal	9.4%
Oliver Ekman-Larsson	8.7%
Sam Gagner	8.2%

AVG TIME ON ICE PER GAME

Oliver Ekman-Larsson	25:12
Keith Yandle	23:54
Zbynek Michalek	21:05
Michael Stone	20:52

BLOCKED SHOTS

Michael Stone	189
Connor Murphy	142
Zbynek Michalek	130
Keith Yandle	81
Oliver Ekman-Larsson	77

HITS

Michael Stone	202
Shane Doan	189
Oliver Ekman-Larsson	167
Lauri Korpikoski	141
Connor Murphy	137

TAKEAWAYS

Shane Doan	43
Kyle Chipchura	41
Tobias Rieder	40
Sam Gagner	36
Oliver Ekman-Larsson	30
Joe Vitale	30

GIVEAWAYS

Keith Yandle	66
Oliver Ekman-Larsson	46
Shane Doan	42
Sam Gagner	34
Antoine Vermette	31

FACEOFFS TAKEN

Antoine Vermette	1,381
Kyle Chipchura	916
Sam Gagner	771
Joe Vitale	733
Martin Hanzal	612

FACEOFFS WON

Antoine Vermette	774
Kyle Chipchura	473
Sam Gagner	361
Joe Vitale	354
Martin Hanzal	346

FACEOFF WIN PERCENTAGE

Martin Hanzal	56.5%
Antoine Vermette	56.0%
Mark Arcobello	53.4%

WINS

Mike Smith	14
Devan Dubnyk	9

GOALS AGAINST AVERAGE

Devan Dubnyk	2.72
Louis Domingue	2.73
Mike Smith	3.16

SAVE PERCENTAGE

Devan Dubnyk	.916%
Louis Domingue	.911%
Mike Smith	.904%

SHUTOUTS

Devan Dubnyk	1
--------------	---



Player	GP	HOME			GP	ROAD			GP	TOTAL		
		G	A	P		G	A	P		G	A	P
Oliver Ekman-Larsson	41	14	8	22	41	9	12	21	82	23	20	43
Sam Gagner	40	5	13	18	41	10	13	23	81	15	26	41
Keith Yandle	29	0	16	16	34	4	21	25	63	4	37	41
Shane Doan	40	5	11	16	39	9	11	20	79	14	22	36
Antoine Vermette	29	8	9	17	34	5	13	18	63	13	22	35
Martin Erat	40	3	10	13	39	6	13	19	79	9	23	32
Mikkel Boedker	24	12	7	19	21	2	7	9	45	14	14	28
Martin Hanzal	18	2	7	9	19	6	9	15	37	8	16	24
Tobias Rieder	36	6	6	12	36	7	2	9	72	13	8	21
Lauri Korpikoski	36	2	8	10	33	4	7	11	69	6	15	21
Michael Stone	41	2	7	9	40	1	8	9	81	3	15	18
Mark Arcobello	15	3	4	7	12	6	3	9	27	9	7	16
Kyle Chipchura	34	3	6	9	36	1	4	5	70	4	10	14
David Moss	32	1	4	5	28	3	4	7	60	4	8	12
Joe Vitale	37	2	4	6	33	1	2	3	70	3	6	9
Zbynek Michalek	26	1	3	4	27	1	3	4	53	2	6	8
Connor Murphy	36	3	1	4	37	1	2	3	73	4	3	7
B.J. Crombeen	27	1	0	1	31	2	3	5	58	3	3	6
Lucas Lessio	10	0	2	2	16	2	1	3	26	2	3	5
John Moore	12	0	2	2	7	1	2	3	19	1	4	5
Brandon Gormley	13	0	1	1	14	2	1	3	27	2	2	4
Craig Cunningham	12	0	0	0	7	1	3	4	19	1	3	4
David Schlemko	8	0	1	1	12	1	2	3	20	1	3	4
Rob Klinkhammer	8	1	0	1	11	2	0	2	19	3	0	3
Brandon McMillan	24	1	1	2	26	0	1	1	50	1	2	3
Klas Dahlbeck	12	0	1	1	7	0	2	2	19	0	3	3
Chris Summers	10	0	2	2	7	0	1	1	17	0	3	3
Tye McGinn	12	0	1	1	6	1	0	1	18	1	1	2
Jordan Szwarz	3	0	0	0	6	1	0	1	9	1	0	1
Justin Hodgman	2	1	0	1	3	0	0	0	5	1	0	1
Andrew Campbell	17	0	0	0	16	0	1	1	33	0	1	1
Jordan Martinook	5	0	0	0	3	0	1	1	8	0	1	1
Brendan Shinnimin	5	0	0	0	7	0	1	1	12	0	1	1
Dylan Reese	0	0	0	0	1	0	0	0	1	0	0	0
Philip Samuelsson	1	0	0	0	3	0	0	0	4	0	0	0
Henrik Samuelsson	0	0	0	0	3	0	0	0	3	0	0	0
Tyler Gaudet	1	0	0	0	1	0	0	0	2	0	0	0
Alexandre Bolduc	2	0	0	0	1	0	0	0	3	0	0	0

GOALTENDER

		GP	W	L	OT	SA	GA	GAA	SAVES	SV%	SO
Mike Smith	Home Totals	32	7	21	3	1012	94	3.02	918	.907	0
	Road Totals	30	7	21	2	943	93	3.30	850	.901	0
	Season Totals	62	14	42	5	1955	187	3.16	1768	.904	0
Devan Dubnyk	Home Totals	9	4	3	1	262	20	2.42	242	.924	0
	Road Totals	10	5	2	1	299	27	3.02	272	.910	1
	Season Totals	19	9	5	2	561	47	2.72	514	.916	1
Louis Domingue	Home Totals	2	0	1	1	68	6	2.97	62	.912	0
	Road Totals	5	1	1	0	90	8	2.57	82	.911	0
	Season Totals	7	1	2	1	158	14	2.73	144	.911	0
Mike McKenna	Home Totals	0	0	0	0	0	0	0.00	0	0.00	0
	Road Totals	1	0	1	0	34	5	5.00	29	.853	0
	Season Totals	1	0	1	0	34	5	5.00	29	.853	0



Date	Opp.	Yandle #3	Michalek #4	Murphy #5	Schlemko #6	Rieder #8	Gagner #9	Erat #10
Oct 9	Vs WPG	0-0,2/-1 25:19	0-1,2/-1 19:40	0-0,0/-1 12:47	DNP	MIN	0-0,3/-1 17:34	0-1,1/-4 11:39
Oct 11	Vs LAK	0-3,3/-1 29:56	0-0,1/0 22:01	0-0,0/0 11:10	DNP	MIN	0-0,2/-1 12:58	0-0,1/1 18:38
Oct 15	Vs EDM	0-1,3/3 24:43	0-0,4/-2 22:28	1-0,1/2 09:36	0-1,0/1 13:49	MIN	0-0,1/0 16:28	1-1,3/2 17:06
Oct 18	Vs STL	0-0,2/-2 30:09	0-0,0/0 17:50	0-0,1/0 11:41	DNP	MIN	0-0,2/0 17:25	0-0,1/-1 16:50
Oct 21	@ NSH	1-1,9/1 25:39	0-0,2/-1 19:54	0-0,0/-2 18:40	0-0,1/-1 19:40	MIN	0-0,1/0 16:03	1-0,2/0 17:04
Oct 23	@ MIN	0-0,3/0 23:32	0-0,1/-1 18:35	0-0,1/-1 17:14	0-0,3/-1 18:35	MIN	0-0,1/-2 17:34	0-0,0/-2 16:28
Oct 25	Vs FLA	0-2,7/-1 27:56	0-0,2/0 17:29	0-0,3/0 15:11	0-0,2/0 18:31	MIN	0-1,1/-1 19:24	0-0,2/0 16:11
Oct 28	@ TBL	0-0,6/0 23:08	0-0,1/2 21:59	0-0,1/-4 16:24	0-0,1/0 19:55	MIN	0-1,2/1 16:46	1-0,1/0 15:14
Oct 30	@ FLA	0-1,6/-1 27:14	0-0,2/0 21:44	0-0,0/0 09:34	DNP	MIN	0-0,2/-1 16:46	0-0,1/-1 15:35
Nov 1	@ CAR	0-0,2/0 23:11	0-0,1/0 19:53	0-0,0/-2 14:12	0-0,0/-2 15:44	MIN	0-0,2/0 17:48	0-0,3/0 16:51
Nov 2	@ WSH	0-1,3/2 26:43	0-0,2/-2 22:32	0-0,0/2 14:24	DNP	1-0(W),3/2 11:30	1-0,4/1 14:51	0-0,0/-2 17:06
Nov 4	Vs TOR	0-0,1/1 28:25	0-1,4/2 22:53	0-0,0/1 19:36	DNP	0-0,1/1 14:29	1-0,3/1 14:48	1-0,4/1 18:41
Nov 7	@ ANA	0-1,2/0 26:15	0-0,1/1 27:04	0-0,0/0 22:10	DNP	0-0,1/0 14:38	0-0,2/0 16:26	0-1,0/1 18:51
Nov 8	Vs NYI	0-0,4/0 24:18	0-0,0/0 17:23	0-0,0/1 19:06	DNP	0-0,3/0 11:38	0-0,3/0 18:34	0-0,2/-1 16:52
Nov 11	Vs DAL	0-0,5/0 27:50	0-0,2/-1 19:04	1-1,3/1 17:17	DNP	0-0,2/1 10:20	0-0,3/1 17:14	0-0,0/-2 18:38
Nov 13	@ CGY	0-0,0/-3 20:16	0-1,2/0 21:24	0-0,0/-3 21:35	0-0,1/0 16:50	0-0,1/-2 16:28	0-0,4/-2 17:21	0-0,0/0 15:47
Nov 14	@ VAN	1-2,4/2 18:37	0-1,0/2 22:18	0-1,0/2 18:00	DNP	0-1,0/3 15:19	0-2,3/1 13:22	0-2,0/3 13:28
Nov 16	@ EDM	0-0,1/1 20:00	0-0,0/0 22:45	0-0,4/1 19:37	MIN	0-0,3/0 17:41	0-0,2/0 13:09	0-0,0/0 18:33
Nov 18	Vs WSH	0-0,2/-1 26:19	0-0,2/1 20:47	0-0,1/0 23:39	MIN	0-1,2/1 15:13	0-1,2/0 16:35	0-0,0/1 15:52
Nov 20	@ DAL	0-0,1/-2 22:24	0-0,1/-1 18:59	0-0,1/-2 22:26	0-1,0/0 15:48	0-0,2/-1 17:26	0-1,5/-1 19:50	0-0,1/-1 14:02
Nov 22	@ SJS	0-0,2/0 23:22	0-0,0/-1 23:54	0-0,1/1 18:57	1-0,2/1 16:30	0-1,4/1 17:24	0-1,2/0 20:07	0-0,1/-2 12:53
Nov 23	@ ANA	1-0,3/1 26:06	0-1,1/0 15:58	0-0,0/0 17:42	0-0,1/-1 16:32	0-0,4/0 14:41	0-0,3/0 19:00	0-1,3/0 17:45
Nov 25	Vs COL	0-1,2/1 22:49	0-0,4/-2 23:31	0-0,2/0 14:04	0-0,0/0 15:20	1-0,5/0 15:16	0-0,1/0 17:13	0-0,0/0 17:27
Nov 29	Vs CGY	0-0,2/-2 21:56	0-0,0/0 22:20	0-0,1/0 15:59	0-0,2/0 15:37	0-0,4/-1 16:27	0-0,2/0 15:32	0-0,0/0 15:28
Dec 1	@ EDM	0-1,3/1 21:55	0-0,0/1 24:32	0-0,0/0 00:37	0-1,2/-1 18:23	2-0,5/2 14:46	0-0,2/0 15:23	1-0,1/0 14:23
Dec 2	@ CGY	0-1,7/-1 22:25	0-0,0/1 21:18	DNP	0-0,0/-1 14:05	0-0,3/-1 19:07	1-0,3/0 17:54	0-1,2/1 17:23
Dec 4	Vs LAK	0-0,2/0 23:05	0-0,0/0 21:16	DNP	0-0,0/-2 14:49	0-0,5/0 17:17	0-0,1/-1 19:09	0-0,1/-1 12:15
Dec 6	Vs BOS	0-1,1/-1 28:13	0-0,0/-1 17:57	0-0,0/-1 14:40	MIN	0-0,3/0 16:43	0-0,2/-2 16:45	0-0,1/-1 15:14
Dec 11	Vs NSH	0-1,6/-3 21:08	0-0,5/0 22:19	0-0,1/-2 14:55	0-0,1/-1 20:29	0-0,2/-2 13:39	0-0,2/-2 12:31	0-0,0/-1 14:55
Dec 13	Vs MIN	0-0,3/-1 24:26	0-0,2/2 25:13	DNP	0-0,3/0 20:33	0-0,3/-1 21:26	DNP	0-0,0/-1 18:41
Dec 16	Vs EDM	0-0,2/0 27:12	0-0,5/-1 27:19	DNP	0-0,3/2 29:29	0-0,3/0 21:13	0-1,3/1 20:27	0-1,2/1 13:59
Dec 20	@ LAK	0-1,1/0 26:02	0-0,0/-1 19:02	0-0,1/0 15:45	0-0,0/1 23:41	0-0,2/1 14:14	0-0,0/0 16:21	0-0,1/-2 13:15
Dec 22	@ VAN	0-1,3/-1 24:23	0-0,1/-2 26:17	DNP	0-0,2/0 17:58	0-0,2/-1 17:15	0-1,0/-1 17:09	0-0,4/-1 13:55
Dec 23	@ EDM	1-0,2/1 21:03	0-0,1/0 19:57	0-1,1/4 18:10	DNP	0-0,5/0 15:37	2-2,5/4 16:01	1-1(W),1/4 14:00
Dec 27	Vs ANA	0-0,2/0 27:36	1-0,2/0 15:40	0-0,1/0 20:33	DNP	0-0,1/0 14:46	0-1,2/0 19:28	0-1,1/0 17:43
Dec 29	Vs PHI	0-1,3/-1 25:19	0-1,1/3 21:40	0-0,0/-1 15:07	DNP	0-0,4/0 15:09	0-0,1/1 16:23	0-1,0/1 14:55
Dec 31	@ DAL	0-0,4/-2 22:43	0-0,1/-2 18:06	0-0,1/-2 17:11	DNP	0-0,4/0 13:31	0-0,3/-2 18:06	0-0,0/-1 15:19
Jan 3	Vs CBJ	0-2,5/0 21:08	0-0,0/1 21:19	0-0,2/0 15:13	DNP	1-2,4/2 16:16	2-1,4/1 15:47	0-1,0/0 13:43
Jan 6	Vs STL	0-0,3/-2 20:46	0-0,3/-1 21:50	0-0,0/0 16:50	DNP	0-0,1/-1 16:59	0-0,1/-2 17:25	0-0,0/0 15:24
Jan 8	Vs WPG	0-0,1/-1 20:08	DNP	0-0,1/0 19:18	DNP	0-1,0/-1 14:58	0-0,1/1 14:40	0-0,1/0 13:30
Jan 10	Vs OTT	0-0,5/-2 20:24	DNP	0-0,3/-1 19:22	TO DAL	0-0,2/0 17:04	0-1,4/0 17:44	0-0,1/0 10:00
Jan 13	Vs SJS	0-0,2/-1 23:09	0-0,2/1 18:01	0-0,0/0 18:32		0-0,0/1 13:26	0-0,3/-1 18:12	0-1,1/0 15:03
Jan 15	Vs CGY	0-1,1/0 22:18	0-0,0/0 21:43	0-0,0/0 19:08		0-0,3/-1 13:13	0-0,4/-2 19:04	0-0,0/-2 15:27
Jan 17	@ MIN	0-1,3/-3 21:32	0-0,0/-1 18:30	0-0,2/0 19:04		0-0,1/-1 17:02	0-0,1/-2 11:41	0-0,0/-2 15:12
Jan 18	@ WPG	0-1,3/0 27:34	DNP	0-0,1/-1 20:10		1-0,5/-1 18:16	0-0,3/0 18:56	DNP
Jan 20	@ CHI	0-1,5/-1 21:33	DNP	0-0,1/-1 19:39		0-0,1/-1 18:09	0-1,3/-1 14:32	DNP
Jan 27	@ PHI	0-0,3/-2 24:23	0-0,1/2 23:16	1-0,1/1 18:59		1-0,3/1 21:35	0-0,0/-1 20:36	1-1,5/1 19:07
Jan 29	@ TOR	0-1,3/0 25:00	0-0,1/2 22:01	0-0,0/0 17:24		1-1,6/1 18:42	0-0,4/-1 19:18	0-1,0/1 16:37
Jan 31	@ OTT	0-1,3/-1 25:00	1-0,1/-2 20:50	0-0,1/-2 15:37		0-0,6/-1 17:04	1-0,1/0 16:59	0-0,3/-1 15:08
Feb 1	@ MTL	0-2,4/-1 21:55	0-0,1/0 22:00	0-0,0/0 15:25		0-0,3/0 20:44	0-1,1/-1 18:41	0-1,3/-1 19:08
Feb 3	@ CBJ	0-2,2/1 21:53	0-0,0/1 20:26	0-0,1/0 18:45		1-0,3/1 15:09	0-0,0/0 13:52	0-0,0/0 14:32
Feb 5	Vs CAR	0-1,0/0 20:39	0-0,1/0 25:19	0-0,1/0 18:55		0-0,2/0 19:28	0-0,3/0 17:18	0-0,1/0 14:51
Feb 7	Vs DET	0-1,2/0 25:32	0-0,0/-1 16:09	0-0,1/0 17:17		0-0,2/-1 19:27	0-0,1/0 14:32	0-0,3/0 15:13
Feb 9	@ CHI	0-1,3/0 21:36	0-0,1/-2 22:14	0-0,1/1 20:49		0-0,7/0 19:44	0-0,1/-1 15:26	0-0,0/-1 14:47
Feb 10	@ STL	0-0,2/-1 23:53	0-0,0/0 20:04	DNP		1-0,3/0 17:49	1-0,3/0 18:42	0-1,0/0 16:41
Feb 13	Vs SJS	0-1,2/1 24:03	0-0,2/-2 23:00	0-0,1/-1 13:55		0-0,2/-1 15:23	0-1,3/-1 19:21	1-0,2/-1 14:28
Feb 14	Vs NYR	0-0,2/-3 24:47	0-0,1/0 17:53	0-0,3/-2 19:00		0-0,3/-2 18:30	0-0,2/-1 19:20	0-0,0/-2 16:09
Feb 16	@ COL	0-0,0/-1 22:31	INJ	0-0,2/-1 20:34		0-0,1/0 13:10	0-0,2/0 17:08	0-0,0/-1 12:05
Feb 21	Vs TBL	0-0,2/0 22:22	INJ	0-0,0/-1 22:49		0-0,0/0 18:11	0-0,4/-1 16:45	0-1,0/1 11:21
Feb 23	@ NJD	0-0,4/-1 26:23	INJ	0-0,0/-2 14:55		0-0,2/-2 19:20	0-0,3/-2 19:04	0-0,0/0 14:44
Feb 24	@ NYI	0-0,2/-3 22:23	INJ	DNP		0-0,1/-1 16:40	0-0,3/-2 16:42	0-1,1/1 15:44
Feb 26	@ NYR	0-0,6/-1 22:42	INJ	0-0,4/-1 13:57		0-0,4/-1 15:14	2-0,2/-1 16:37	0-1,1/0 18:30
Feb 28	@ BOS	0-1,3/0 21:03	INJ	0-0,4/-2 19:16		0-0,2/0 16:07	0-0,2/0 14:28	1-0,1/1 13:18
Mar 3	Vs ANA	TO NYR	TO STL	0-0,0/0 18:08		1-0,2/-2 16:11	0-1,1/-2 16:57	0-0,1/0 19:09
Mar 5	Vs VAN			0-0,1/0 19:54		1-0,3/0 19:50	0-1,3/0 17:49	0-0,3/-1 18:58
Mar 7	Vs MTL			0-0,2/-1 13:35		0-0,2/-2 18:02	0-0,1/-2 18:02	0-0,1/0 17:16
Mar 9	Vs NSH			DNP		0-0,1/0 14:58	0-0,2/0 15:56	0-0,4/-2 21:35
Mar 12	Vs CHI			0-0,0/1 12:29		1-0,1/1 19:51	0-1,1/1 16:57	0-0,3/0 13:06
Mar 14	Vs NJD			0-0,2/-1 17:07		0-1,3/0 17:19	0-0,5/-1 17:31	0-0,0/-1 16:32
Mar 16	@ LAK			0-0,0/0 11:43		0-0,3/-1 22:15	0-0,0/0 18:52	0-0,1/0 16:15
Mar 19	Vs COL			0-0,2/-3 18:43		0-0,1/0 17:14	0-1,1/-2 20:40	0-0,1/0 11:34
Mar 21	Vs PIT			0-0,1/0 13:36		1-0,6/0 17:03	0-0,0/-1 23:14	DNP
Mar 22	Vs VAN			DNP		0-0,0/-2 19:35	0-0,3/0 18:17	0-0,4/0 16:46
Mar 24	@ DET			0-0,1/-1 15:05		0-0,1/-1 18:22	0-1,3/1 19:24	0-0,1/0 16:24
Mar 26	@ BUF			0-0,1/1 15:32		0-0,3/0 18:23	1-1(W),2/1 17:12	0-1,3/2 14:26
Mar 28	@ PIT			0-0,4/1 17:58		1-0,2/0 20:21	0-0,2/0 17:34	0-0,0/0 15:27
Mar 30	Vs BUF			1-0,1/-1 18:11		0-0,4/-1 19:00	0-1,2/-1 19:22	0-0,0/-1 19:12
Apr 3	@ SJS			0-0,0/-1 19:25		0-0,2/0 19:02	0-0,2/0 17:46	0-0,1/0 16:36
Apr 4	Vs SJS			0-0,1/0 11:21		1-1,7/2 19:07	0-1,7/2 15:30	0-1,3/2 18:03
Apr 7	@ CGY			0-0,0/-1 19:06		0-0,3/-1 15:28	0-0,3/0 19:58	0-0,1/0 19:55
Apr 9	@ VAN			0-0,0/0 14:28		0-0,8/0 16:38	0-0,3/-1 17:12	0-0,0/-1 14:52
Apr 11	Vs ANA			0-0,1/0 17:14		0-0,1/-1 17:02	1-0,1/-1 17:08	0-1,0/0 17:39



Date	Opp.	Hanzal #11	Hodgman #12	Vitale #14	Samuelsson #15	Moore #17	Moss #18	Doan #19
Oct 9	Vs WPG	1-0,3/-2 15:05	MIN	0-0,0/-1 13:28	MIN		0-0,4/-2 09:37	0-1,3/0 15:57
Oct 11	Vs LAK	0-0,4/0 22:21	MIN	0-0,0/0 11:57	MIN		0-0,0/-1 13:11	0-0,3/-1 18:23
Oct 15	Vs EDM	0-2,3/2 18:17	MIN	0-1,0/0 11:37	MIN		0-0,0/-1 13:31	0-2,0/0 16:35
Oct 18	Vs STL	0-0,0/0 08:13	MIN	0-0,0/-2 12:06	MIN		0-0,0/-1 11:12	0-1,7/0 22:41
Oct 21	@ NSH	INJ	MIN	0-0,1/0 11:31	MIN		0-1,1/-1 13:48	0-0,3/-1 23:31
Oct 23	@ MIN	INJ	MIN	0-0,0/0 12:55	MIN		0-0,1/0 09:50	0-0,3/0 20:02
Oct 25	Vs FLA	INJ	1-0,1/0 11:27	0-0,1/0 08:46	MIN		INJ	0-0,4/-1 21:19
Oct 28	@ TBL	0-1,1/0 17:00	DNP	0-1,0/-1 11:51	MIN		INJ	1-0,3/-1 17:18
Oct 30	@ FLA	1-0,5/-1 18:22	0-0,1/0 13:25	0-0,0/0 10:28	MIN		INJ	0-0,2/0 17:59
Nov 1	@ CAR	0-0,1/0 16:59	0-0,0/0 11:35	0-0,0/0 11:14	MIN		INJ	0-0,2/-1 16:57
Nov 2	@ WSH	0-1,0/0 17:40	0-0,0/-1 08:22	0-0,2/0 11:46	MIN		INJ	2-1,4/2 19:55
Nov 4	Vs TOR	0-1,3/1 17:51	MIN	0-0,0/0 10:06	MIN		INJ	0-0,3/1 20:23
Nov 7	@ ANA	0-1,2/1 19:20	MIN	0-0,2/0 11:27	MIN		INJ	1-0,3/0 20:50
Nov 8	Vs NYI	0-0,1/-1 20:40	MIN	0-0,0/0 09:43	MIN		INJ	0-0,0/0 17:16
Nov 11	Vs DAL	0-0,4/-2 17:14	MIN	1-0,2/1 09:42	MIN		INJ	0-0,2/0 17:43
Nov 13	@ CGY	0-0,1/-1 15:23	MIN	1-0,4/1 12:08	MIN		INJ	1-1,2/-3 17:57
Nov 14	@ VAN	3-0(W),3/3 18:32	MIN	0-0,2/0 10:46	MIN		INJ	1-0,2/1 14:25
Nov 16	@ EDM	0-0,3/0 20:29	MIN	0-0,2/0 08:47	MIN		INJ	0-0,1/0 17:15
Nov 18	Vs WSH	INJ	MIN	0-0,0/0 12:18	MIN		INJ	0-0,4/-1 18:25
Nov 20	@ DAL	INJ	MIN	0-0,0/0 09:05	MIN		INJ	0-0,2/-1 21:05
Nov 22	@ SJS	INJ	MIN	0-0,2/0 13:57	MIN		INJ	1-1,2/1 20:37
Nov 23	@ ANA	INJ	MIN	0-0,0/-1 13:20	MIN		INJ	0-0,4/0 19:48
Nov 25	Vs COL	0-0,4/-1 18:37	MIN	0-0,0/0 09:50	MIN		INJ	0-1,0/-1 17:40
Nov 29	Vs CGY	0-0,2/-1 14:17	MIN	0-0,0/0 10:32	MIN		INJ	0-0,1/-2 17:40
Dec 1	@ EDM	0-1,0/2 17:08	MIN	0-0,0/-1 12:36	MIN		INJ	0-0,0/0 17:20
Dec 2	@ CGY	0-1,1/1 18:09	MIN	0-0,1/0 08:45	MIN		INJ	0-0,1/-1 17:46
Dec 4	Vs LAK	0-0,1/-1 14:19	MIN	0-0,3/0 10:15	MIN		INJ	0-0,3/0 18:58
Dec 6	Vs BOS	0-0,0/-1 18:00	MIN	1-0,1/1 10:58	MIN		INJ	0-1,2/-1 20:54
Dec 11	Vs NSH	0-0,0/-1 15:13	MIN	0-0,1/0 14:30	MIN		0-0,2/-2 12:45	0-0,2/0 18:11
Dec 13	Vs MIN	0-0,4/-1 20:40	MIN	0-0,0/0 04:43	MIN		0-0,3/1 13:41	0-0,3/1 22:02
Dec 16	Vs EDM	0-0,4/0 21:06	MIN	0-1,1/1 08:43	MIN		0-0,1/0 12:15	0-0,5/-1 20:15
Dec 20	@ LAK	1-0,2/0 17:00	MIN	0-0,0/0 09:44	MIN		0-0,4/-1 15:48	0-1,1/1 19:03
Dec 22	@ VAN	0-0,4/0 18:35	MIN	0-0,2/0 13:54	MIN		0-0,1/0 12:49	0-0,4/-3 14:48
Dec 23	@ EDM	0-3,1/4 17:47	MIN	0-0,0/-1 10:08	MIN		0-0,1/0 13:49	0-1,1/1 17:08
Dec 27	Vs ANA	0-0,1/0 20:01	MIN	0-0,0/0 11:59	MIN		0-0,1/0 12:49	0-0,1/0 17:34
Dec 29	Vs PHI	0-1,4/0 19:23	MIN	DNP	MIN		0-0,0/-1 12:48	1-0,2/1 18:20
Dec 31	@ DAL	0-0,5/-2 19:48	MIN	DNP	MIN		0-0,2/0 12:24	0-0,1/-2 17:12
Jan 3	Vs CBJ	1-3(W),5/1 14:01	MIN	0-0,0/-1 09:18	MIN		0-0,3/0 09:13	0-0,1/-1 19:15
Jan 6	Vs STL	DNP	MIN	0-0,2/0 13:40	MIN		0-0,1/-1 11:48	0-0,3/0 18:10
Jan 8	Vs WPG	DNP	MIN	0-0,1/-1 14:43	MIN		0-0,4/-1 14:12	1-2,4/0 15:50
Jan 10	Vs OTT	DNP	MIN	0-0,1/-1 09:39	MIN		0-0,1/-2 10:27	0-0,5/0 19:22
Jan 13	Vs SJS	INJ	MIN	0-0,0/0 11:33	MIN		0-0,2/0 12:37	1-0,2/0 13:31
Jan 15	Vs CGY	0-0,1/1 17:14	MIN	0-0,2/0 12:35	MIN		0-0,5/-1 13:43	DNP
Jan 17	@ MIN	0-0,3/-2 15:44	MIN	0-0,2/0 12:33	MIN		0-1,0/-1 13:07	DNP
Jan 18	@ WPG	0-1,0/0 19:34	MIN	0-0,1/0 11:43	MIN		0-0,1/0 10:48	0-2,3/1 21:58
Jan 20	@ CHI	0-0,2/-1 17:26	MIN	0-0,1/0 14:22	MIN		0-0,1/-3 10:02	0-0,3/0 17:21
Jan 27	@ PHI	0-0,1/0 21:16	MIN	0-0,1/0 04:39	MIN		0-0,2/0 12:50	0-2,2/2 22:18
Jan 29	@ TOR	1-0(W),6/1 17:30	MIN	INJ	MIN		0-0,3/1 15:10	0-0,2/-1 17:29
Jan 31	@ OTT	INJ	MIN	INJ	MIN		0-0,3/-2 11:31	0-0,5/0 16:28
Feb 1	@ MTL	INJ	MIN	INJ	MIN		0-0,2/0 15:12	0-0,1/1 19:11
Feb 3	@ CBJ	INJ	MIN	INJ	MIN		0-0,1/0 14:28	1-0,1/1 15:11
Feb 5	Vs CAR	INJ	MIN	INJ	MIN		1-0,3/0 12:30	0-0,1/0 21:44
Feb 7	Vs DET	INJ	MIN	INJ	MIN		0-1,0/0 10:26	0-0,1/-1 20:31
Feb 9	@ CHI	INJ	MIN	INJ	MIN		0-0,3/0 14:55	1-0,1/0 18:16
Feb 10	@ STL	INJ	MIN	INJ	MIN		0-0,3/0 11:41	0-0,1/-1 19:07
Feb 13	Vs SJS	INJ	MIN	INJ	MIN		0-0,2/0 09:41	0-0,1/-1 17:13
Feb 14	Vs NYR	INJ	MIN	0-0,2/-1 09:34	MIN		0-0,1/-1 08:50	0-0,3/0 18:21
Feb 16	@ COL	INJ	MIN	0-0,0/-1 12:15	MIN		0-0,1/-1 11:34	0-0,1/0 17:18
Feb 21	Vs TBL	INJ	MIN	0-0,0/-1 12:20	MIN		0-0,1/1 07:23	0-0,1/-1 17:08
Feb 23	@ NJD	INJ	MIN	0-0,1/0 10:10	MIN		0-0,2/-2 09:42	0-0,4/0 17:29
Feb 24	@ NYI	INJ	MIN	DNP	MIN		0-1,0/1 11:47	0-0,0/-2 19:24
Feb 26	@ NYR	INJ	MIN	0-0,2/0 10:12	0-0,1/0 09:33		0-1,1/0 13:28	0-0,6/0 21:10
Feb 28	@ BOS	INJ	MIN	0-0,1/-1 14:25	0-0,2/-2 13:35		0-0,1/0 13:50	0-1,3/0 14:54
Mar 3	Vs ANA	INJ	MIN	0-0,0/-1 09:44	MIN	0-0,1/-2 20:55	0-0,2/0 13:04	0-0,3/-2 16:57
Mar 5	Vs VAN	INJ	MIN	0-1,0/1 09:20	MIN	0-0,1/-1 16:55	0-0,3/0 14:37	0-0,4/-1 23:14
Mar 7	Vs MTL	INJ	MIN	0-0,1/0 08:26	MIN	0-0,1/-1 17:45	0-0,2/0 13:18	0-0,1/-1 21:40
Mar 9	Vs NSH	INJ	MIN	0-0,0/0 12:44	MIN	0-1,1/-2 20:43	0-0,0/0 13:28	0-0,2/-1 21:07
Mar 12	Vs CHI	INJ	MIN	0-0,0/0 15:52	MIN	0-0,0/1 16:34	0-0,2/0 12:06	0-0,1/0 20:04
Mar 14	Vs NJD	INJ	MIN	0-0,2/0 11:57	MIN	0-0,0/-1 18:35	0-0,1/-1 12:33	1-0,5/0 18:28
Mar 16	@ LAK	INJ	MIN	0-0,0/-1 09:17	MIN	0-0,2/-1 22:49	0-0,2/0 13:59	0-0,3/-1 23:15
Mar 19	Vs COL	INJ	MIN	0-0,0/0 12:19	MIN	0-0,0/-1 17:44	0-0,2/0 11:30	0-1,3/-3 22:52
Mar 21	Vs PIT	INJ	0-0,1/-1 12:10	0-0,0/0 11:16	MIN	0-0,3/0 21:15	0-1,0/1 11:34	0-0,2/-1 23:57
Mar 22	Vs VAN	INJ	DNP	0-1,1/1 13:35	MIN	0-0,0/-2 22:40	0-0,1/0 14:48	0-0,2/-2 20:03
Mar 24	@ DET	INJ	MIN	0-1,0/0 14:47	MIN	1-1,1/0 17:25	2-0,2/1 16:14	0-0,0/0 20:25
Mar 26	@ BUF	INJ	MIN	0-0,1/0 12:40	MIN	0-1,6/1 20:38	1-0,2/2 13:14	0-0,4/0 21:53
Mar 28	@ PIT	INJ	MIN	0-0,0/1 09:34	MIN	0-0,1/1 19:04	0-0,0/0 15:59	0-1,3/0 20:12
Mar 30	Vs BUF	INJ	MIN	0-0,1/0 09:34	MIN	0-0,1/-1 20:04	0-0,1/0 15:39	0-0,4/-1 21:18
Apr 3	@ SJS	INJ	MIN	0-0,0/-1 10:33	MIN	0-0,0/-1 16:20	0-0,2/0 14:25	0-0,3/-1 20:08
Apr 4	Vs SJS	INJ	MIN	0-0,1/0 07:18	MIN	0-1,1/0 17:13	0-1,6/1 16:51	1-2,4/1 18:45
Apr 7	@ CGY	INJ	MIN	0-0,2/-1 11:57	MIN	0-0,0/-1 16:59	0-0,0/0 20:27	0-0,2/0 10:03
Apr 9	@ VAN	INJ	MIN	0-0,0/0 12:55	0-0,1/0 16:40	0-0,0/0 15:47	0-0,0/-1 15:49	DNP
Apr 11	Vs ANA	INJ	MIN	0-0,2/0 12:59	DNP	0-0,2/0 16:14	0-1,0/0 14:04	0-0,2/-1 17:34



Date	Opp.	McGinn #20	Summers #20	Szwarz #21	Cunningham #22	McMillan #22	Ekman-Larsson #23	Chipchura #24
Oct 9	Vs WPG		0-0,0/-2 15:42	MIN		0-0,0/0 11:34	0-1,2/-2 25:39	DNP
Oct 11	Vs LAK		0-0,0/0 11:27	MIN		0-0,1/0 09:28	1-0(W),8/0 28:10	DNP
Oct 15	Vs EDM		DNP	MIN		0-1,2/0 11:24	0-0,2/-2 26:21	1-0,1/1 10:31
Oct 18	Vs STL		0-0,0/-1 11:24	MIN		0-0,1/-2 11:50	0-1,3/0 24:45	0-0,1/0 10:37
Oct 21	@ NSH		DNP	MIN		0-0,1/-1 08:21	0-1,3/-2 27:34	0-1,2/0 12:07
Oct 23	@ MIN		DNP	MIN		0-0,1/0 10:45	0-0,3/-1 22:41	0-0,0/0 10:58
Oct 25	Vs FLA		DNP	MIN		0-0,0/0 08:19	1-0(W),8/0 26:47	0-0,0/0 12:19
Oct 28	@ TBL		DNP	MIN		0-0,0/0 10:58	0-1,0/-4 19:08	0-0,0/-2 13:06
Oct 30	@ FLA		0-0,1/0 11:10	MIN		0-0,0/0 09:05	0-1,6/0 28:20	0-0,0/0 07:50
Nov 1	@ CAR		DNP	MIN		0-0,0/0 10:17	0-0,5/0 25:55	0-0,0/0 10:22
Nov 2	@ WSH		0-1,1/1 10:50	MIN		0-0,1/0 09:24	0-1,4/-2 30:17	DNP
Nov 4	Vs TOR		DNP	MIN		0-0,0/0 08:05	0-0,2/2 31:31	DNP
Nov 7	@ ANA		DNP	MIN		0-0,2/0 11:04	0-0,3/1 27:27	DNP
Nov 8	Vs NYI		DNP	MIN		0-0,0/-1 09:40	0-0,4/0 24:51	DNP
Nov 11	Vs DAL		DNP	MIN		0-0,1/-2 13:08	0-0,3/-2 27:06	0-1,0/1 08:45
Nov 13	@ CGY		DNP	MIN		DNP	0-1,2/0 22:45	0-0,0/0 08:53
Nov 14	@ VAN		DNP	MIN		0-0,0/0 09:10	0-0,0/2 24:59	DNP
Nov 16	@ EDM		DNP	MIN		0-0,1/0 11:34	0-0,0/0 28:17	DNP
Nov 18	Vs WSH		0-0,1/-1 13:50	MIN		0-0,0/0 12:33	1-0,5/1 28:36	0-0,0/0 13:28
Nov 20	@ DAL		DNP	MIN		0-0,1/0 09:53	0-0,5/-1 24:11	0-0,1/-1 10:06
Nov 22	@ SJS		DNP	MIN		0-0,1/0 12:31	0-0,3/-2 27:59	0-0,0/0 10:52
Nov 23	@ ANA		DNP	MIN		0-0,0/-1 11:11	0-0,1/-1 21:37	0-0,0/0 07:32
Nov 25	Vs COL		DNP	MIN		0-0,1/0 09:12	0-0,2/-2 25:53	DNP
Nov 29	Vs CGY		DNP	MIN		0-0,5/0 13:47	0-0,1/0 23:52	DNP
Dec 1	@ EDM		DNP	MIN		0-0,0/0 14:48	1-0(W),4/2 27:59	0-0,0/-1 09:14
Dec 2	@ CGY		0-0,2/-1 15:45	MIN		0-1,0/0 12:45	1-0,5/0 23:53	DNP
Dec 4	Vs LAK		0-0,1/-2 17:13	MIN		0-0,1/-1 09:55	0-0,0/0 23:01	0-0,2/-1 09:38
Dec 6	Vs BOS		DNP	MIN		0-0,0/-1 10:57	0-0,2/-1 26:08	DNP
Dec 11	Vs NSH		DNP	MIN		DNP	0-0,1/0 22:19	0-0,1/0 11:00
Dec 13	Vs MIN		0-0,0/0 15:40	MIN		0-0,1/0 04:50	1-1,3/1 27:48	0-1,1/1 17:18
Dec 16	Vs EDM		0-1,1/0 12:28	MIN		1-0,1/1 08:13	1-0(W),8/1 31:37	0-0,1/0 13:09
Dec 20	@ LAK		0-0,0/0 11:06	MIN		0-0,0/0 12:07	0-0,2/0 24:27	1-0,2/0 12:46
Dec 22	@ VAN		0-0,1/-2 06:41	MIN		0-0,1/0 12:41	1-0,4/-1 23:53	0-0,3/-1 10:40
Dec 23	@ EDM		INJ	MIN		0-0,0/-1 10:04	0-0,1/-1 23:57	0-0,0/0 13:52
Dec 27	Vs ANA		INJ	MIN		0-0,2/0 12:48	0-0,2/0 22:40	0-0,2/0 14:04
Dec 29	Vs PHI		INJ	MIN		0-0,0/-1 09:39	1-0(W),2/3 22:41	0-0,0/0 12:48
Dec 31	@ DAL		INJ	MIN		DNP	0-0,5/-2 22:34	0-0,0/0 13:51
Jan 3	Vs CBJ		DNP	MIN		0-0,0/0 10:26	1-0,4/1 25:17	1-1,2/2 15:24
Jan 6	Vs STL		DNP	MIN		0-0,2/0 10:23	0-0,3/-1 22:43	0-0,1/-1 14:26
Jan 8	Vs WPG		0-1,1/-1 18:23	MIN		0-0,1/0 08:41	1-0(W),4/1 24:37	0-0,3/0 12:28
Jan 10	Vs OTT		0-0,0/-3 12:55	MIN		0-0,1/-1 07:22	0-0,2/1 22:48	0-0,0/-1 13:15
Jan 13	Vs SJS		0-0,3/0 18:42	MIN		0-0,0/0 08:21	0-1,6/1 23:41	0-1,0/1 14:31
Jan 15	Vs CGY		DNP	MIN		0-0,1/0 09:38	0-0,2/-3 19:42	0-1,1/-1 13:01
Jan 17	@ MIN		DNP	MIN		0-0,5/0 11:16	0-0,4/-1 23:12	0-0,1/0 12:55
Jan 18	@ WPG		0-0,0/0 15:03	MIN		0-0,0/0 11:05	1-0,5/0 28:47	0-0,2/0 10:44
Jan 20	@ CHI		DNP	MIN		0-0,0/-3 09:41	0-0,4/-1 22:36	0-0,0/-3 10:02
Jan 27	@ PHI		DNP	MIN		0-0,1/-1 04:28	0-1,2/2 25:06	0-0,3/0 13:58
Jan 29	@ TOR		DNP	MIN		DNP	1-0,8/1 27:00	0-0,1/0 11:54
Jan 31	@ OTT		DNP	MIN		0-0,1/-3 09:23	0-0,4/-1 20:43	0-0,1/-3 11:56
Feb 1	@ MTL		DNP	MIN		0-0,1/-1 13:12	1-0,5/1 25:32	0-0,2/0 15:11
Feb 3	@ CBJ		DNP	MIN		0-0,5/0 13:43	1-0(W),5/1 23:55	0-0,2/0 14:18
Feb 5	Vs CAR		DNP	MIN		DNP	0-0,4/0 22:30	0-1,0/0 13:40
Feb 7	Vs DET		DNP	MIN		0-0,0/0 07:32	1-0,4/-1 25:29	0-0,0/0 12:41
Feb 9	@ CHI		DNP	MIN		0-0,0/0 10:30	0-2,1/-1 23:08	0-0,2/0 16:55
Feb 10	@ STL		0-0,1/0 14:50	MIN		0-0,1/1 11:15	0-0,4/0 23:12	0-0,1/0 12:53
Feb 13	Vs SJS		MIN	MIN		DNP	0-0,2/-2 25:10	0-0,3/0 09:57
Feb 14	Vs NYR		MIN	MIN		DNP	0-1,4/-1 25:14	0-0,1/0 15:13
Feb 16	@ COL		MIN	MIN		DNP	1-0,1/0 20:47	0-1,1/0 14:07
Feb 21	Vs TBL		MIN	MIN		TO VAN	0-0,2/-2 20:47	0-0,1/0 12:08
Feb 23	@ NJD		MIN	MIN			0-0,5/-1 24:20	0-0,0/-1 13:26
Feb 24	@ NYI		MIN	MIN			0-0,2/-1 23:37	0-0,1/-1 11:52
Feb 26	@ NYR		MIN	MIN			0-1,2/1 26:59	0-0,2/-1 12:30
Feb 28	@ BOS		MIN	MIN			0-0,2/0 20:33	0-0,1/0 14:24
Mar 3	Vs ANA	0-0,3/-1 09:45	TO NYR	MIN	0-0,2/0 13:24		0-0,0/-2 24:29	0-0,2/0 15:48
Mar 5	Vs VAN	0-1,1/1 05:04		MIN	0-0,2/0 12:41		0-1,3/0 26:15	0-0,3/-1 22:54
Mar 7	Vs MTL	0-0,4/0 10:37		MIN	0-0,0/0 11:17		0-0,2/-1 26:59	0-0,4/-1 20:49
Mar 9	Vs NSH	0-0,1/0 11:55		MIN	0-0,1/0 07:34		0-1,4/0 27:09	1-0,1/-1 19:49
Mar 12	Vs CHI	0-0,1/0 06:40		MIN	0-0,1/0 09:05		0-0,0/0 25:04	0-0,2/0 17:58
Mar 14	Vs NJD	0-0,1/-1 12:55		MIN	0-0,5/-1 15:27		0-0,1/1 22:26	0-0,0/-1 15:24
Mar 16	@ LAK	0-0,1/0 08:47		MIN	0-0,1/0 09:55		0-0,3/0 27:20	0-0,1/0 14:50
Mar 19	Vs COL	0-0,3/-1 10:08		MIN	0-0,1/-1 11:43		2-0,9/1 25:50	0-0,1/-3 17:41
Mar 21	Vs PIT	0-0,1/0 07:35		MIN	0-0,2/-1 09:51		0-0,5/0 24:45	0-0,3/-1 17:48
Mar 22	Vs VAN	0-0,0/1 08:19		MIN	0-0,1/0 09:38		1-0,4/1 23:51	0-0,1/-2 18:32
Mar 24	@ DET	DNP		0-0,0/0 13:32	0-1,0/0 12:01		0-2,4/1 30:21	0-0,1/0 14:44
Mar 26	@ BUF	0-0,3/0 10:26		1-0,1/0 13:58	0-1,1/0 12:10		1-1,2/1 28:15	0-1,5/0 13:02
Mar 28	@ PIT	1-0,1/2 08:23		0-0,2/0 11:19	0-0,0/0 09:34		0-0,2/-1 26:02	0-0,2/0 15:55
Mar 30	Vs BUF	0-0,0/-1 11:30		0-0,0/-1 11:43	0-0,1/0 09:34		0-0,3/-1 24:37	0-0,1/-1 12:42
Apr 3	@ SJS	0-0,0/0 11:26		0-0,1/0 12:36	0-0,0/-1 10:42		0-0,2/0 28:13	0-0,3/-1 15:58
Apr 4	Vs SJS	0-0,0/0 06:58		0-0,0/0 15:05	0-0,0/0 11:01		2-1,2/0 27:58	0-0,0/0 15:04
Apr 7	@ CGY	0-0,1/-1 11:43		0-0,1/0 15:17	1-1,3/2 09:06		0-0,2/2 23:04	0-1,0/2 12:37
Apr 9	@ VAN	0-0,2/0 11:05		0-0,1/-1 14:34	0-0,2/-1 14:22		0-0,4/0 30:11	0-0,2/-1 13:36
Apr 11	Vs ANA	0-0,2/0 10:43		0-0,2/0 13:09	0-0,0/0 11:33		0-0,7/-1 29:35	0-0,0/0 13:13



Date	Opp.	Samuelsson #25	Stone #26	Korpikoski #28	Gaudet #32	Gormley #33	Dahlbeck #34	Arcobello #36
Oct 9	Vs WPG		0-0,1/-1 21:12	0-0,0/-1 16:49	MIN			
Oct 11	Vs LAK		0-1,2/-1 26:48	0-0,3/-1 17:06	MIN			
Oct 15	Vs EDM		0-0,4/2 23:03	0-0,1/-1 13:55	MIN			
Oct 18	Vs STL		0-0,1/-1 24:11	1-0,1/0 17:22	MIN			
Oct 21	@ NSH		0-0,1/1 18:33	0-0,0/0 17:23	MIN			
Oct 23	@ MIN		0-0,3/0 19:31	0-0,0/-2 16:18	MIN			
Oct 25	Vs FLA		0-0,2/-1 18:46	0-1,4/0 16:26	MIN			
Oct 28	@ TBL		0-1,4/0 20:16	0-0,2/-2 17:01	MIN			
Oct 30	@ FLA		0-0,2/-1 21:58	0-0,4/0 16:49	MIN			
Nov 1	@ CAR		0-0,1/-1 21:18	0-0,0/-1 13:02	MIN			
Nov 2	@ WSH		1-0,1/1 15:14	0-0,0/0 14:27	MIN			
Nov 4	Vs TOR		0-0,4/0 08:09	0-1,0/1 13:59	MIN	0-0,2/0 09:43		
Nov 7	@ ANA		0-0,0/0 14:25	0-0,2/0 13:29	MIN	0-0,0/0 13:31		
Nov 8	Vs NYI		0-0,1/0 17:34	0-0,1/0 15:15	MIN	0-0,1/-1 16:48		
Nov 11	Vs DAL		0-1,2/1 15:15	0-1,1/1 15:12	MIN	0-0,1/1 13:47		
Nov 13	@ CGY		0-0,0/0 17:25	0-0,2/-1 15:18	MIN	DNP		
Nov 14	@ VAN		0-0,2/0 17:54	0-0,1/0 16:55	MIN	0-0,1/0 18:06		
Nov 16	@ EDM		0-0,2/0 14:00	0-1,2/1 16:40	MIN	1-0,2/0 15:42		
Nov 18	Vs WSH		0-0,0/-2 13:21	0-0,0/0 18:29	MIN	INJ		
Nov 20	@ DAL		0-0,2/0 16:47	1-0,1/-1 20:01	MIN	INJ		
Nov 22	@ SJS		0-0,1/1 19:18	0-1,0/0 17:14	MIN	INJ		
Nov 23	@ ANA		0-0,2/-1 22:05	0-0,0/0 16:37	MIN	INJ		
Nov 25	Vs COL		1-1,4/1 24:55	0-1,1/0 17:42	MIN	INJ		
Nov 29	Vs CGY		0-0,2/-2 20:16	0-0,0/0 16:14	MIN	INJ		
Dec 1	@ EDM		0-1,1/1 26:42	0-1,0/1 15:56	MIN	INJ		
Dec 2	@ CGY		0-0,0/-2 22:34	0-0,1/-2 15:02	MIN	INJ		
Dec 4	Vs LAK		0-0,2/0 20:36	0-0,1/0 17:51	MIN	INJ		
Dec 6	Vs BOS		0-1,2/-1 21:34	0-0,3/-3 12:23	MIN	INJ		
Dec 11	Vs NSH		0-0,1/-2 19:20	0-0,1/-3 11:14	MIN	INJ		
Dec 13	Vs MIN		0-0,0/0 16:20	1-0,2/1 14:37	MIN	INJ		
Dec 16	Vs EDM		0-0,0/0 01:59	INJ	MIN	INJ		
Dec 20	@ LAK		DNP	INJ	MIN	MIN		
Dec 22	@ VAN		0-0,1/-2 21:08	INJ	MIN	DNP		
Dec 23	@ EDM		0-0,0/0 19:56	INJ	MIN	1-1,1/4 17:14		
Dec 27	Vs ANA		0-0,7/0 27:23	0-0,1/0 11:19	MIN	0-0,1/0 16:08		
Dec 29	Vs PHI		0-0,2/-1 21:27	0-1,0/-1 11:30	0-0,1/-1 09:20	0-0,1/-1 14:29		
Dec 31	@ DAL		0-0,1/-1 21:13	0-0,0/-1 15:06	0-0,0/0 09:49	0-0,4/-1 18:13		
Jan 3	Vs CBJ		0-0,3/0 20:24	0-1,1/1 14:46	MIN	0-0,0/0 16:59		
Jan 6	Vs STL		0-0,1/-2 18:36	0-0,2/-2 16:13	MIN	0-0,0/0 19:15		
Jan 8	Vs WPG		0-1,1/1 20:52	0-0,1/0 13:04	MIN	0-0,0/0 17:10		
Jan 10	Vs OTT		0-0,4/1 25:25	0-0,0/0 13:04	MIN	0-0,2/0 19:35		
Jan 13	Vs SJS		0-0,3/-1 17:55	0-0,1/0 13:02	MIN	INJ		
Jan 15	Vs CGY	0-0,2/0 18:00	0-0,1/-3 19:09	0-0,1/0 12:01	MIN	INJ		
Jan 17	@ MIN	0-0,0/0 17:47	0-0,0/-1 19:55	0-0,1/0 14:58	MIN	INJ		
Jan 18	@ WPG	0-0,0/-1 15:27	0-1,1/0 23:16	1-0,4/-1 14:43	MIN	INJ		
Jan 20	@ CHI	0-0,2/-2 16:18	0-0,3/-1 22:42	0-0,0/0 16:41	MIN	0-0,3/-2 18:16		
Jan 27	@ PHI	MIN	0-0,0/-2 22:43	0-0,2/0 18:04	MIN	MIN		
Jan 29	@ TOR	MIN	0-0,3/-1 15:28	0-1,1/1 14:34	MIN	MIN		
Jan 31	@ OTT	MIN	0-0,3/-1 19:37	0-1,1/0 16:57	MIN	MIN		
Feb 1	@ MTL	MIN	0-0,2/-1 19:52	2-0(W),3/-1 19:19	MIN	MIN		
Feb 3	@ CBJ	MIN	0-0,2/1 17:12	0-1,0/0 17:29	MIN	MIN		
Feb 5	Vs CAR	MIN	0-0,1/0 20:52	0-0,3/0 12:39	MIN	MIN		
Feb 7	Vs DET	MIN	0-0,2/0 18:18	0-0,1/0 17:53	MIN	MIN		
Feb 9	@ CHI	MIN	0-0,2/0 20:29	0-0,1/0 17:28	MIN	MIN		
Feb 10	@ STL	MIN	0-1,3/-1 23:19	0-0,1/-1 14:52	MIN	MIN		
Feb 13	Vs SJS	MIN	0-1,3/1 19:47	0-0,3/-1 15:46	MIN	DNP		1-0,2/0 16:46
Feb 14	Vs NYR	MIN	0-0,1/-1 18:27	0-0,1/-2 16:01	MIN	DNP		0-0,1/-1 14:30
Feb 16	@ COL	MIN	0-1,0/-1 23:01	0-0,2/0 14:50	MIN	0-0,2/0 16:28		1-0,2/0 15:42
Feb 21	Vs TBL	MIN	1-0,2/1 19:10	0-1,1/0 15:16	MIN	0-0,3/2 13:37		1-0,2/1 15:23
Feb 23	@ NJD	MIN	0-0,4/0 22:10	0-0,1/0 14:56	MIN	0-0,2/-2 12:12		0-0,1/-2 15:38
Feb 24	@ NYI	MIN	0-0,0/-1 21:40	0-0,2/-2 16:41	MIN	0-0,1/0 16:12		1-0,7/1 12:58
Feb 26	@ NYR	MIN	0-2,0/1 23:25	0-0,1/0 11:54	MIN	0-0,1/-1 14:51		1-0,3/0 14:20
Feb 28	@ BOS	MIN	0-0,3/0 25:15	0-0,1/0 12:59	MIN	0-0,2/-2 13:26		0-0,1/0 13:05
Mar 3	Vs ANA	MIN	0-0,3/1 23:47	0-0,0/-1 16:59	MIN	DNP	0-0,1/-1 16:18	0-1,4/0 18:43
Mar 5	Vs VAN	MIN	0-0,0/1 29:02	0-0,0/0 14:31	MIN	DNP	0-0,1/1 18:51	0-0,3/0 18:02
Mar 7	Vs MTL	MIN	0-0,1/-1 26:17	0-0,2/0 15:11	MIN	DNP	0-0,1/0 17:01	0-0,1/-1 15:50
Mar 9	Vs NSH	MIN	0-0,3/0 24:24	DNP	MIN	0-0,2/-1 09:47	0-0,1/-1 22:39	0-0,2/-1 15:37
Mar 12	Vs CHI	MIN	0-0,2/0 23:32	0-0,0/0 16:05	MIN	DNP	0-0,0/0 21:23	0-1,3/1 14:43
Mar 14	Vs NJD	MIN	0-0,1/-1 19:13	0-0,1/0 10:25	MIN	DNP	0-0,1/-2 21:45	0-1,0/0 13:57
Mar 16	@ LAK	MIN	0-0,1/0 23:45	0-0,1/0 14:21	MIN	0-0,3/0 13:21	0-0,1/-1 20:44	0-0,2/0 15:25
Mar 19	Vs COL	MIN	0-0,1/0 23:21	0-1,2/-1 15:35	MIN	0-1,0/-1 14:13	0-0,1/-2 21:00	0-0,0/1 15:15
Mar 21	Vs PIT	MIN	0-0,4/0 21:54	0-0,0/-1 13:40	MIN	DNP	0-0,0/0 21:06	0-0,4/-1 15:51
Mar 22	Vs VAN	MIN	0-0,1/0 19:58	0-0,1/-1 15:18	MIN	0-0,2/-1 15:39	0-0,0/-1 22:03	0-0,3/0 16:13
Mar 24	@ DET	MIN	0-1,0/1 26:09	0-1,4/0 09:12	MIN	DNP	0-1,0/-1 20:13	2-1(W),3/-1 13:55
Mar 26	@ BUF	MIN	0-0,3/0 25:38	DNP	MIN	0-0,2/0 14:58	0-0,1/1 17:05	0-1,2/1 16:44
Mar 28	@ PIT	MIN	0-0,3/-1 23:16	DNP	MIN	DNP	0-1,0/2 18:20	0-1,2/0 16:35
Mar 30	Vs BUF	MIN	0-0,3/-1 20:29	DNP	MIN	DNP	0-1,2/0 18:24	0-0,3/-1 18:17
Apr 3	@ SJS	MIN	0-0,1/0 23:46	DNP	MIN	0-0,0/-1 14:02	0-0,3/-1 18:12	1-0,1/0 16:49
Apr 4	Vs SJS	MIN	0-1,5/1 22:30	DNP	MIN	DNP	0-0,1/2 20:01	1-1(W),1/0 19:44
Apr 7	@ CGY	MIN	0-0,0/1 27:30	DNP	MIN	MIN	0-0,1/-1 17:42	0-0,1/-1 14:19
Apr 9	@ VAN	MIN	0-0,2/0 28:10	DNP	MIN	MIN	0-0,0/-2 16:16	0-0,3/0 14:27
Apr 11	Vs ANA	MIN	0-0,1/-2 26:12	DNP	MIN	MIN	0-0,1/0 15:33	0-0,2/0 14:32



Date	Opp.	Klinkhammer #36	Lessio #38	Shinnimin #39	Crombeen #44	Campbell #45	Reese #46	Martinook #48
Oct 9	Vs WPG	0-0,4/1 11:24	MIN	MIN	0-0,0/-2 09:00	MIN	MIN	MIN
Oct 11	Vs LAK	0-0,3/0 14:34	MIN	MIN	0-0,0/0 06:44	MIN	MIN	MIN
Oct 15	Vs EDM	1-0,1/1 12:03	MIN	MIN	DNP	MIN	MIN	MIN
Oct 18	Vs STL	0-0,1/0 14:04	MIN	MIN	DNP	MIN	MIN	MIN
Oct 21	@ NSH	1-0,1/0 11:49	MIN	MIN	0-0,1/0 04:35	MIN	MIN	MIN
Oct 23	@ MIN	0-0,1/0 12:52	MIN	MIN	0-0,0/0 08:36	MIN	MIN	MIN
Oct 25	Vs FLA	0-0,0/0 12:31	MIN	MIN	0-0,1/0 07:17	MIN	MIN	MIN
Oct 28	@ TBL	0-0,0/-2 11:21	MIN	MIN	1-0,1/-1 08:07	MIN	MIN	MIN
Oct 30	@ FLA	0-0,0/0 11:17	MIN	MIN	DNP	MIN	MIN	MIN
Nov 1	@ CAR	0-0,2/0 12:41	MIN	MIN	DNP	MIN	MIN	MIN
Nov 2	@ WSH	DNP	MIN	MIN	0-0,0/0 09:53	MIN	MIN	MIN
Nov 4	Vs TOR	0-0,4/1 11:48	MIN	MIN	0-0,1/0 04:45	MIN	MIN	MIN
Nov 7	@ ANA	1-0,3/1 11:59	MIN	MIN	0-0,0/0 07:02	MIN	MIN	MIN
Nov 8	Vs NYI	0-0,0/0 10:14	MIN	MIN	0-0,0/0 07:23	MIN	MIN	MIN
Nov 11	Vs DAL	DNP	MIN	MIN	0-0,1/1 06:05	MIN	MIN	MIN
Nov 13	@ CGY	0-0,1/1 12:29	MIN	MIN	0-1,0/1 07:37	MIN	MIN	MIN
Nov 14	@ VAN	0-0,0/1 12:31	MIN	MIN	0-0,2/0 09:26	MIN	MIN	MIN
Nov 16	@ EDM	0-0,0/0 02:47	MIN	MIN	0-0,0/0 06:03	MIN	MIN	MIN
Nov 18	Vs WSH	DNP	0-0,0/-1 09:37	MIN	0-0,1/0 06:58	MIN	MIN	MIN
Nov 20	@ DAL	0-0,1/-1 10:38	DNP	MIN	0-0,0/0 05:31	MIN	MIN	MIN
Nov 22	@ SJS	DNP	0-0,0/0 10:20	MIN	0-0,2/0 09:11	MIN	MIN	MIN
Nov 23	@ ANA	DNP	0-0,2/0 10:43	MIN	0-0,1/-1 08:36	MIN	MIN	MIN
Nov 25	Vs COL	0-0,1/0 14:55	MIN	MIN	0-0,0/0 06:40	MIN	MIN	MIN
Nov 29	Vs CGY	DNP	MIN	0-0,0/0 13:11	0-0,1/0 07:02	MIN	MIN	MIN
Dec 1	@ EDM	DNP	MIN	DNP	0-0,2/-1 08:37	MIN	MIN	MIN
Dec 2	@ CGY	0-0,0/0 07:33	MIN	0-0,1/0 08:03	DNP	MIN	MIN	MIN
Dec 4	Vs LAK	DNP	MIN	MIN	0-0,1/-1 10:29	MIN	MIN	MIN
Dec 6	Vs BOS	TO PIT	MIN	MIN	0-0,0/0 06:00	0-0,0/-1 11:35	MIN	0-0,2/1 11:56
Dec 11	Vs NSH		MIN	MIN	DNP	MIN	MIN	0-0,0/0 11:05
Dec 13	Vs MIN		MIN	MIN	0-0,0/0 02:50	MIN	MIN	MIN
Dec 16	Vs EDM		MIN	MIN	0-0,1/1 05:38	MIN	MIN	MIN
Dec 20	@ LAK		MIN	MIN	0-0,0/0 04:12	MIN	MIN	MIN
Dec 22	@ VAN		MIN	MIN	0-0,1/0 09:55	MIN	MIN	MIN
Dec 23	@ EDM		MIN	MIN	0-0,0/-1 06:32	MIN	MIN	MIN
Dec 27	Vs ANA		MIN	MIN	DNP	MIN	MIN	MIN
Dec 29	Vs PHI		MIN	MIN	DNP	MIN	MIN	MIN
Dec 31	@ DAL		MIN	MIN	0-0,0/-1 08:41	MIN	MIN	MIN
Jan 3	Vs CBJ		MIN	MIN	DNP	MIN	MIN	MIN
Jan 6	Vs STL		DNP	MIN	0-0,0/0 08:04	MIN	MIN	MIN
Jan 8	Vs WPG		0-0,3/1 12:49	MIN	DNP	MIN	MIN	MIN
Jan 10	Vs OTT		0-1,0/-1 16:30	MIN	DNP	MIN	MIN	MIN
Jan 13	Vs SJS		0-0,1/-1 17:41	MIN	DNP	MIN	MIN	MIN
Jan 15	Vs CGY		0-0,2/-1 15:59	MIN	DNP	MIN	MIN	MIN
Jan 17	@ MIN		0-0,1/0 12:08	MIN	DNP	MIN	MIN	MIN
Jan 18	@ WPG		DNP	MIN	0-0,1/0 09:19	MIN	MIN	MIN
Jan 20	@ CHI		1-0,4/0 14:01	MIN	0-0,2/0 09:58	MIN	MIN	MIN
Jan 27	@ PHI		0-0,0/-1 06:18	MIN	DNP	0-1,0/1 15:40	MIN	MIN
Jan 29	@ TOR		0-0,4/0 08:14	0-0,0/0 07:57	0-0,1/0 06:34	0-0,0/0 13:44	MIN	MIN
Jan 31	@ OTT		0-0,1/-1 12:37	0-0,0/-1 11:14	0-0,0/-1 10:26	0-0,1/-3 18:32	MIN	MIN
Feb 1	@ MTL		0-0,0/0 05:56	0-0,0/0 05:08	0-0,1/0 04:56	0-0,0/-1 15:16	MIN	MIN
Feb 3	@ CBJ		1-0,3/1 13:06	0-1,1/1 12:58	0-1,3/1 12:27	0-0,0/0 17:49	MIN	MIN
Feb 5	Vs CAR		0-0,3/0 13:21	0-0,2/0 14:00	0-0,0/0 09:39	0-0,1/0 21:45	MIN	MIN
Feb 7	Vs DET		0-0,2/0 11:43	0-0,0/0 10:44	DNP	0-0,0/0 17:41	MIN	MIN
Feb 9	@ CHI		0-0,1/0 09:53	0-0,1/0 11:41	DNP	0-0,0/0 21:45	MIN	MIN
Feb 10	@ STL		0-0,1/0 14:08	0-0,0/0 11:23	0-0,0/0 11:31	0-0,0/0 14:42	MIN	MIN
Feb 13	Vs SJS		0-0,2/0 16:44	0-0,3/-1 12:46	DNP	0-0,2/-1 14:17	MIN	0-0,1/0 10:25
Feb 14	Vs NYR		0-1,3/1 15:03	MIN	DNP	0-0,1/-1 14:39	MIN	0-0,4/-1 10:26
Feb 16	@ COL		0-1,1/-2 15:08	MIN	DNP	0-0,1/-1 16:48	MIN	0-1,0/0 16:16
Feb 21	Vs TBL		0-0,2/0 12:16	MIN	DNP	0-0,1/0 21:31	MIN	0-0,0/0 13:10
Feb 23	@ NJD		0-0,4/0 14:28	MIN	DNP	0-0,4/0 20:06	MIN	0-0,0/-1 09:29
Feb 24	@ NYI		0-0,1/-2 15:40	MIN	0-0,1/-1 10:42	0-0,2/-2 16:23	0-0,3/-1 19:58	0-0,1/-2 10:48
Feb 26	@ NYR		0-0,1/0 13:36	MIN	DNP	0-0,1/-1 18:06	DNP	MIN
Feb 28	@ BOS		0-0,2/-3 13:40	MIN	DNP	0-0,1/0 20:27	DNP	MIN
Mar 3	Vs ANA		MIN	MIN	0-0,2/-1 11:53	0-0,3/-2 16:23	MIN	MIN
Mar 5	Vs VAN		MIN	MIN	1-0,3/1 05:01	0-0,1/-1 19:03	MIN	MIN
Mar 7	Vs MTL		MIN	MIN	0-0,0/0 06:47	0-0,2/0 18:31	MIN	MIN
Mar 9	Vs NSH		MIN	0-0,2/0 13:20	0-0,0/0 05:01	0-0,1/0 21:14	MIN	MIN
Mar 12	Vs CHI		MIN	DNP	0-0,0/0 05:27	0-0,1/0 21:19	MIN	MIN
Mar 14	Vs NJD		MIN	MIN	0-0,1/0 09:33	0-0,2/0 21:06	MIN	MIN
Mar 16	@ LAK		MIN	MIN	0-0,0/0 08:28	DNP	MIN	MIN
Mar 19	Vs COL		MIN	MIN	0-0,2/0 10:20	DNP	MIN	MIN
Mar 21	Vs PIT		MIN	MIN	0-0,0/0 08:19	0-0,0/-1 16:47	MIN	MIN
Mar 22	Vs VAN		MIN	MIN	0-0,1/1 07:10	0-0,2/1 15:06	MIN	MIN
Mar 24	@ DET		MIN	MIN	0-0,1/-1 08:19	0-0,0/0 17:41	MIN	MIN
Mar 26	@ BUF		MIN	MIN	0-0,0/0 09:48	DNP	MIN	MIN
Mar 28	@ PIT		MIN	MIN	0-1,0/1 07:23	0-0,0/0 15:14	MIN	MIN
Mar 30	Vs BUF		MIN	MIN	0-0,2/0 09:51	0-0,0/0 18:15	MIN	MIN
Apr 3	@ SJS		MIN	MIN	0-0,0/-1 09:49	DNP	MIN	MIN
Apr 4	Vs SJS		MIN	MIN	0-0,2/0 06:40	0-0,0/1 20:57	MIN	MIN
Apr 7	@ CGY		MIN	MIN	1-0,3/0 13:15	0-0,1/0 15:40	MIN	MIN
Apr 9	@ VAN		MIN	MIN	0-0,0/0 11:04	0-0,0/-2 15:08	MIN	MIN
Apr 11	Vs ANA		MIN	MIN	0-0,0/0 12:20	0-0,0/1 15:33	MIN	MIN



Date	Opp.	Bolduc #49	Vermette #50	Boedker #89	Lee #31	Dominique #35	Dubnyk #40	Smith #41
Oct 9	Vs WPG	MIN	0-0,0/1 17:34	1-0,3/0 16:02	MIN	MIN	DNP	6/27 L 59:58
Oct 11	Vs LAK	MIN	1-1,3/0 19:06	1-0,6/0 17:06	MIN	MIN	2/26 W 64:46	DNP
Oct 15	Vs EDM	MIN	0-1,0/0 16:29	3-1(W),4/3 16:04	MIN	MIN	DNP	4/27 W 60:00
Oct 18	Vs STL	MIN	0-0,2/0 17:22	0-0,2/0 18:13	MIN	MIN	DNP	6/36 L 59:55
Oct 21	@ NSH	MIN	0-1,3/-2 23:55	0-0,4/-1 19:53	MIN	MIN	3/26 O 65:00	DNP
Oct 23	@ MIN	MIN	0-0,2/0 20:06	0-0,3/0 19:16	MIN	MIN	DNP	2/29 L 58:12
Oct 25	Vs FLA	MIN	0-0,1/-1 22:45	0-0,2/0 24:01	MIN	MIN	DNP	1/24 W 62:15
Oct 28	@ TBL	MIN	0-1,1/0 17:29	0-0,1/-1 17:03	MIN	MIN	1/2 10:34	6/33 L 49:26
Oct 30	@ FLA	MIN	0-0,0/0 18:24	0-0,1/0 18:57	MIN	MIN	DNP	2/26 L 59:04
Nov 1	@ CAR	MIN	0-0,4/-2 18:20	0-0,2/-1 17:28	MIN	MIN	DNP	3/35 L 60:00
Nov 2	@ WSH	MIN	1-2,5/1 21:14	0-2,0/0 15:37	MIN	MIN	5/37 W 59:57	DNP
Nov 4	Vs TOR	MIN	1-0(W),1/1 21:23	0-0,0/1 15:16	MIN	MIN	DNP	2/30 W 59:48
Nov 7	@ ANA	MIN	0-1,0/0 20:44	0-0,2/0 16:38	MIN	MIN	DNP	2/39 W 65:00
Nov 8	Vs NYI	MIN	0-0,0/0 18:34	0-0,1/0 19:54	MIN	MIN	DNP	1/33 L 58:19
Nov 11	Vs DAL	MIN	0-0,1/0 21:42	1-0,4/0 18:44	MIN	MIN	DNP	4/32 L 58:50
Nov 13	@ CGY	MIN	1-1,1/-1 17:42	0-1,2/-1 16:01	MIN	MIN	DNP	5/25 L 58:41
Nov 14	@ VAN	MIN	0-0,1/0 19:17	0-1,2/0 18:55	MIN	MIN	0/35 W 60:00	DNP
Nov 16	@ EDM	MIN	0-1,2/1 19:44	1-0(W),3/1 19:54	MIN	MIN	1/34 W 60:00	DNP
Nov 18	Vs WSH	MIN	0-0,0/-1 20:59	0-0,4/-1 20:06	MIN	MIN	DNP	2/24 O 63:15
Nov 20	@ DAL	MIN	0-0,2/-1 21:13	0-0,1/-1 18:25	MIN	MIN	DNP	3/27 L 58:10
Nov 22	@ SJS	MIN	1-0,2/0 20:32	0-2,0/0 17:47	MIN	MIN	3/43 W 65:00	DNP
Nov 23	@ ANA	MIN	0-0,0/0 20:57	0-0,2/0 16:46	MIN	MIN	DNP	2/30 L 59:04
Nov 25	Vs COL	MIN	1-1,3/0 19:13	0-0,3/0 18:47	MIN	MIN	DNP	4/35 O 63:16
Nov 29	Vs CGY	MIN	0-0,0/-1 17:48	0-0,2/-1 17:38	MIN	MIN	3/29 L 60:00	DNP
Dec 1	@ EDM	MIN	0-1,2/1 16:41	1-1,2/1 14:40	MIN	MIN	DNP	2/27 W 60:00
Dec 2	@ CGY	MIN	0-0,1/-2 17:11	0-0,1/-2 16:28	MIN	MIN	DNP	4/23 L 59:32
Dec 4	Vs LAK	MIN	0-0,0/0 18:35	0-0,2/0 17:15	MIN	MIN	1/23 24:19	3/20 L 35:41
Dec 6	Vs BOS	MIN	0-1,3/-1 19:38	1-0,4/-1 17:12	MIN	MIN	4/24 L 34:47	1/9 25:13
Dec 11	Vs NSH	MIN	1-0,6/-1 18:51	0-1,0/0 15:53	MIN	MIN	DNP	5/38 L 59:50
Dec 13	Vs MIN	MIN	1-1,2/1 22:55	0-2,0/1 20:28	MIN	MIN	3/35 O 64:49	DNP
Dec 16	Vs EDM	MIN	0-0,2/-1 20:44	0-0,1/-1 20:10	MIN	MIN	1/32 W 64:59	DNP
Dec 20	@ LAK	MIN	0-0,0/0 20:26	0-0,1/1 18:19	MIN	MIN	4/35 L 58:47	DNP
Dec 22	@ VAN	MIN	0-0,2/-3 15:40	0-0,3/-2 13:42	MIN	MIN	3/29 38:19	4/11 L 21:39
Dec 23	@ EDM	MIN	0-1,1/1 17:58	0-0,1/1 14:32	MIN	MIN	1/27 W 60:00	DNP
Dec 27	Vs ANA	MIN	0-0,1/0 17:35	0-0,1/0 18:05	MIN	MIN	1/36 W 64:49	DNP
Dec 29	Vs PHI	MIN	2-1,3/3 18:52	0-2,1/1 16:10	MIN	MIN	2/32 W 60:00	DNP
Dec 31	@ DAL	MIN	0-0,0/-3 16:34	0-0,1/-3 16:48	MIN	MIN	6/31 L 60:00	DNP
Jan 3	Vs CBJ	MIN	0-0,0/-1 19:20	0-0,0/-1 16:49	MIN	MIN	DNP	3/26 W 59:59
Jan 6	Vs STL	MIN	0-0,0/0 15:59	0-0,0/-2 15:09	MIN	MIN	DNP	6/39 L 59:42
Jan 8	Vs WPG	MIN	0-2,1/0 17:33	2-1,2/1 13:10	MIN	MIN	DNP	1/35 W 60:00
Jan 10	Vs OTT	MIN	0-0,0/0 17:53	1-0,1/0 17:27	MIN	MIN	DNP	5/33 L 60:00
Jan 13	Vs SJS	MIN	0-1,1/0 17:55	1-0,2/0 19:39	MIN	MIN	3/25 L 58:50	DNP
Jan 15	Vs CGY	MIN	0-0,1/-3 16:43	1-0,1/0 17:42	DNP	MIN	TO MIN	3/24 L 59:40
Jan 17	@ MIN	MIN	1-0,1/-1 17:53	0-0,1/-1 19:52	DNP	MIN		2/32 L 59:39
Jan 18	@ WPG	MIN	0-1,1/0 20:47	0-0,0/-1 12:45	DNP	MIN		3/30 O 65:00
Jan 20	@ CHI	MIN	0-0,1/0 18:02	INJ	DND	MIN		6/51 L 60:00
Jan 27	@ PHI	MIN	0-1,0/2 21:53	INJ	MIN	MIN		3/42 O 65:00
Jan 29	@ TOR	MIN	0-0,2/-1 19:24	INJ	MIN	MIN		1/25 W 60:00
Jan 31	@ OTT	MIN	0-0,2/-1 18:15	INJ	MIN	2/11 17:43		5/20 L 42:15
Feb 1	@ MTL	MIN	0-0,3/0 19:35	INJ	MIN	2/20 W 59:47		DNP
Feb 3	@ CBJ	MIN	0-2,0/1 17:31	INJ	MIN		DNP	1/31 W 60:00
Feb 5	Vs CAR	0-0,1/0 11:43	0-0,2/0 21:07	INJ	MIN		DNP	1/41 O 65:00
Feb 7	Vs DET	0-0,0/0 08:58	0-0,4/-1 21:46	INJ	MIN		DNP	2/25 L 58:58
Feb 9	@ CHI	0-0,2/-1 11:18	1-0,2/0 21:06	INJ	MIN		MIN	2/38 W 65:00
Feb 10	@ STL	DNP	0-0,0/-1 18:15	INJ	MIN		MIN	2/36 L 57:57
Feb 13	Vs SJS	DNP	0-0,0/-1 16:18	INJ	MIN		MIN	3/25 L 58:38
Feb 14	Vs NYR	DNP	1-0,2/-2 18:03	INJ	MIN		MIN	5/32 L 60:00
Feb 16	@ COL	DNP	0-0,0/-1 16:00	INJ	MIN		MIN	DNP
Feb 21	Vs TBL	MIN	0-0,2/0 19:35	INJ	MIN		MIN	3/26 L 59:07
Feb 23	@ NJD	MIN	0-0,1/0 17:49	INJ	MIN		MIN	2/27 L 59:39
Feb 24	@ NYI	MIN	0-0,0/-2 16:49	INJ	MIN		MIN	5/39 L 60:00
Feb 26	@ NYR	MIN	0-0,2/0 19:41	INJ	MIN		DNP	4/38 L 58:39
Feb 28	@ BOS	MIN	0-0,0/-1 16:25	INJ	MIN	0/14 28:10		4/20 L 31:50
Mar 3	Vs ANA	MIN	TO CHI	INJ	MIN		DNP	3/34 L 59:26
Mar 5	Vs VAN	MIN		INJ	MIN		DNP	2/34 W 65:00
Mar 7	Vs MTL	MIN		INJ	MIN		DNP	1/34 L 58:37
Mar 9	Vs NSH	MIN		INJ	MIN	2/40 O 62:45		DNP
Mar 12	Vs CHI	MIN		INJ	MIN		DNP	2/44 L 58:47
Mar 14	Vs NJD	MIN		INJ	MIN		DNP	4/29 L 60:00
Mar 16	@ LAK	MIN		INJ	MIN		DNP	1/35 L 58:39
Mar 19	Vs COL	MIN		INJ	MIN	4/28 L 58:18		DNP
Mar 21	Vs PIT	MIN		INJ	MIN		DNP	2/36 L 59:12
Mar 22	Vs VAN	MIN		INJ	MIN		DNP	2/43 L 58:45
Mar 24	@ DET	MIN		INJ	MIN		DNP	4/37 W 63:08
Mar 26	@ BUF	MIN		INJ	MIN		DNP	3/35 W 60:54
Mar 28	@ PIT	MIN		INJ	MIN		DNP	3/46 L 57:59
Mar 30	Vs BUF	MIN		INJ	MIN		DNP	2/34 L 58:48
Apr 3	@ SJS	MIN		INJ	MIN	3/37 L 58:12		DNP
Apr 4	Vs SJS	MIN		INJ	MIN		DNP	3/45 W 59:55
Apr 7	@ CGY	MIN		INJ	MIN		DNP	3/32 L 58:33
Apr 9	@ VAN	MIN		INJ	MIN	1/8 22:50		4/24 L 37:10
Apr 11	Vs ANA	MIN		INJ	MIN		DND	2/38 L 59:43



Date	Opp.	McKenna #43
Oct 9	Vs WPG	MIN
Oct 11	Vs LAK	MIN
Oct 15	Vs EDM	MIN
Oct 18	Vs STL	MIN
Oct 21	@ NSH	MIN
Oct 23	@ MIN	MIN
Oct 25	Vs FLA	MIN
Oct 28	@ TBL	MIN
Oct 30	@ FLA	MIN
Nov 1	@ CAR	MIN
Nov 2	@ WSH	MIN
Nov 4	Vs TOR	MIN
Nov 7	@ ANA	MIN
Nov 8	Vs NYI	MIN
Nov 11	Vs DAL	MIN
Nov 13	@ CGY	MIN
Nov 14	@ VAN	MIN
Nov 16	@ EDM	MIN
Nov 18	Vs WSH	MIN
Nov 20	@ DAL	MIN
Nov 22	@ SJS	MIN
Nov 23	@ ANA	MIN
Nov 25	Vs COL	MIN
Nov 29	Vs CGY	MIN
Dec 1	@ EDM	MIN
Dec 2	@ CGY	MIN
Dec 4	Vs LAK	MIN
Dec 6	Vs BOS	MIN
Dec 11	Vs NSH	MIN
Dec 13	Vs MIN	MIN
Dec 16	Vs EDM	MIN
Dec 20	@ LAK	MIN
Dec 22	@ VAN	MIN
Dec 23	@ EDM	MIN
Dec 27	Vs ANA	MIN
Dec 29	Vs PHI	MIN
Dec 31	@ DAL	MIN
Jan 3	Vs CBJ	MIN
Jan 6	Vs STL	MIN
Jan 8	Vs WPG	MIN
Jan 10	Vs OTT	MIN
Jan 13	Vs SJS	MIN
Jan 15	Vs CGY	MIN
Jan 17	@ MIN	MIN
Jan 18	@ WPG	MIN
Jan 20	@ CHI	MIN
Jan 27	@ PHI	DNP
Jan 29	@ TOR	DNP
Jan 31	@ OTT	MIN
Feb 1	@ MTL	MIN
Feb 3	@ CBJ	MIN
Feb 5	Vs CAR	MIN
Feb 7	Vs DET	MIN
Feb 9	@ CHI	DNP
Feb 10	@ STL	DNP
Feb 13	Vs SJS	DNP
Feb 14	Vs NYR	DNP
Feb 16	@ COL	5/34 L 60:00
Feb 21	Vs TBL	DNP
Feb 23	@ NJD	DNP
Feb 24	@ NYI	DNP
Feb 26	@ NYR	MIN
Feb 28	@ BOS	MIN
Mar 3	Vs ANA	MIN
Mar 5	Vs VAN	MIN
Mar 7	Vs MTL	MIN
Mar 9	Vs NSH	MIN
Mar 12	Vs CHI	MIN
Mar 14	Vs NJD	MIN
Mar 16	@ LAK	MIN
Mar 19	Vs COL	MIN
Mar 21	Vs PIT	MIN
Mar 22	Vs VAN	MIN
Mar 24	@ DET	MIN
Mar 26	@ BUF	MIN
Mar 28	@ PIT	MIN
Mar 30	Vs BUF	MIN
Apr 3	@ SJS	MIN
Apr 4	Vs SJS	MIN
Apr 7	@ CGY	MIN
Apr 9	@ VAN	MIN
Apr 11	Vs ANA	MIN



	2001-02	2002-03	2003-04	2005-06	2006-07	2007-08	2008-09	2009-10	2010-11	2011-12	2012-13	2013-14	2014-15
Scoring first:	30-6-5-4	21-4-5-3	16-8-9-3	23-9-5	18-8-3	27-4-4	21-14-1	36-3-3	31-5-6	33-4-6	14-1-4	29-12-5	14-16-3
Opponent scoring first:	10-21-4-2	10-31-6-2	6-28-9-3	15-30-0	13-38-2	11-33-3	15-25-6	14-22-4	12-21-7	9-23-7	7-17-5	8-18-10	10-34-5
Leading after 1 period:	21-4-3-2	16-2-2-1	9-4-5-2	17-5-2	15-4-2	14-5-1	16-5-0	23-1-0	18-2-5	22-2-2	13-1-2	23-6-3	12-9-2
Trailing after 1 period:	4-15-2-2	6-24-3-1	2-25-6-3	6-24-1	7-32-2	7-23-2	4-17-2	6-16-4	9-13-2	3-18-2	2-11-5	6-15-6	7-23-1
Tied after 1 period:	15-8-4-2	9-9-6-3	11-7-7-1	15-10-2	9-10-1	17-9-4	16-17-5	21-8-3	16-11-6	17-7-9	6-6-2	8-9-6	5-18-5
Leading after 2 periods:	28-2-2-2	19-1-3-0	14-1-3-1	24-3-3	19-1-4	27-4-2	27-1-1	33-1-2	32-2-2	33-1-0	15-0-1	23-6-4	14-1-2
Trailing after 2 periods:	4-24-1-1	2-28-5-2	4-30-7-0	7-31-2	5-38-1	2-29-3	3-33-4	7-20-2	7-20-4	4-22-5	2-14-4	7-19-6	2-35-2
Tied after 2 periods:	8-1-6-3	10-6-3-3	4-5-8-5	7-5-0	7-7-0	9-4-2	6-5-2	10-4-1	4-4-7	5-4-8	4-4-4	7-5-5	8-14-4
1-goal games:	13-5-0-6	14-11-0-5	13-12-0-6	19-11-5	16-13-5	18-11-7	17-18	29-6-7	21-8-13	17-11-3	8-6-9	20-7-15	14-12-8
2-goal games:	12-7	8-9	4-7	4-10	6-7	8-12	9-8	8-8	10-6	11-3	7-5	9-14	3-12
3-goal games:	15-15	9-15	5-17	9-10	6-13	7-9	9-10	8-7	12-12	14-13	6-7	8-9	7-26
4-goal games:	3-3	3-6	1-3	6-4	2-9	4-2	1-6	4-3	3-3	3-2	4-4	1-2	1-7
5-or more goal games:	4-1	1-2	1-5	0-4	1-4	1-3	0-4	1-1	1-3	1-1	0-0	1-1	1-7
Scoring 4 or more goals:	25-1-0-1	17-0-1-1	6-3-2-2	23-6-2^	14-2-2^	23-1-1^	19-2-2^	19-0-1^	22-0-1^	22-0-1^	12-2-1	16-1-2	12-0-0
Scoring 3 or less goals:	15-26-9-5	14-35-10-4	16-33-16-4	15-33-3^	17-44-3^	15-36-6^	17-37-5^	31-25-6^	21-24-12^	21-28-11	9-16-8	21-29-13	12-50-8
Allowing 4 or more goals:	2-19-0-1	1-23-1-3	2-26-2-3	4-26-2^	6-36-3^	2-20-1^	3-25-3^	4-16-2^	2-14-7^	3-18-1^	3-11-3	2-17-6	3-29-1
Allowing 3 or less goals:	38-8-9-5	30-12-10-2	20-10-16-3	34-13-3^	25-10-2^	36-17-6^	33-14-4^	46-9-5^	41-11-6^	38-11-11	18-7-6	27-22-8	21-21-7
Outshooting opponent:	17-13-2-2	14-14-3-4	6-9-6-2	18-17-3	16-15-1	21-16-2	13-8-1	22-14-4	12-8-5	14-14-3	11-6-6	11-17-10	10-14-2
Outshot by opponent:	20-14-7-3	16-20-8-1	16-25-12-2	19-20-2	14-30-4	16-21-3	20-28-6	26-7-3	30-15-7	25-11-9	9-11-3	23-11-4	14-35-5
Even shots:	3-0-0-1	1-1-0-0	0-2-0-2	1-2-0	1-1-0	1-0-2	3-3-0	2-4-0	1-3-1	3-2-1	1-1-0	3-2-1	0-1-1
vs Northeast Division:	2-4-2-0	2-4-0-0	1-3-1-0	3-2-0	0-0-0	2-3-0	2-4-0	3-3-0	2-2-2	3-0-2	0-0-0		
vs Atlantic Division:	6-1-0-0	4-2-0-1	1-3-0-2	0-0-0	3-2-0	3-2-0	2-3-1	4-1-1	2-2-2	2-4-1	0-0-0		
vs Southeast Division:	4-1-1-1	4-4-1-0	3-2-1-1	3-2-0	3-2-0	0-0-0	4-2-0	4-2-0	2-2-2	3-3-0	0-0-0		
vs EASTERN CONF:	12-6-3-1	10-10-1-1	5-8-2-3	6-4-0	6-4-0	5-5-0	8-9-1	11-6-1	6-6-6	8-7-3	0-0-0		
vs Central Division:	11-7-2-0	8-8-3-1	6-5-9-0	10-8-2	10-10-0	8-10-2	6-11-3	13-5-2	12-5-3	8-9-3	6-7-2		
vs Pacific Division:	7-8-3-2	6-7-4-3	8-10-4-2	15-15-2	9-18-5	19-11-2	13-9-2	13-7-4	11-12-1	13-6-5	9-7-2		
vs Northwest Division:	10-6-1-3	7-10-3-0	3-13-3-1	7-12-1	6-14-0	6-11-3	9-10-1	13-7-0	14-3-3	13-5-2	6-4-5		
vs WESTERN CONF:	28-21-6-5	21-25-10-4	17-28-16-3	32-35-5	25-42-5	33-32-7	28-30-6	39-19-6	37-20-7	34-20-10	21-18-9		
Overtime, Home:	3-3-03	3-2-06	4-4-07	5-1-03	4-2-01	5-0-4	4-0-3	8-0-2					
Overtime, Road:	1-3-06	1-3-05	1-2-11	5-1-00	3-1-01	4-1-02	0-4-0	11-1-04					
Overtime, Overall:	4-6-09	4-5-11	5-6-18	10-2-03	7-3-02	9-1-06	4-4-03	19-1-6					

2013-14*

vs Atlantic Division:	8-5-3
vs Metropolitan Division:	9-5-2
vs EASTERN CONF:	17-10-5

2014-15*

vs Atlantic Division:	6-10-0
vs Metropolitan Division:	4-9-3
vs EASTERN CONF:	10-19-3

vs Central Division:	6-11-4	vs Central Division:	2-14-5
vs Pacific Division:	14-9-6	vs Pacific Division:	12-17-0
vs WESTERN CONF:	20-20-10	vs WESTERN CONF:	14-31-5

^ Does not include goals credited for shootout wins since 2005-06

* Under new division alignment



A COYOTES PLAYER SCORES A GOAL, TALLIES AN ASSIST, A POINT OR RECORDS A MULTI-POINT GAME...

Player	Goal	Assist	Point	Multi-Point	Player	Goal	Assist	Point	Multi-Point
Arcobello	2-6-0	3-4-0	3-10-0	2-0-0	Martinook	-	0-1-0	0-1-0	-
Boedker	5-6-0	7-2-1	9-8-1	6-0-1	McGinn	0-1-0	1-0-0	1-1-0	-
Campbell	-	0-0-1	0-0-1	-	McMillan	1-0-0	1-1-0	2-1-0	-
Chipchura	2-2-1	2-4-3	3-6-4	1-0-0	Michalek	1-1-0	3-3-0	4-4-0	-
Crombeen	1-2-0	1-2-0	2-4-0	-	Moore	1-0-0	3-0-1	3-0-1	1-0-0
Cunningham	0-1-0	2-1-0	2-1-0	0-1-0	Moss	2-0-1	1-6-1	3-6-2	1-0-0
Dahlbeck	-	1-2-0	1-2-0	-	Murphy	1-2-1	2-1-0	3-2-1	0-1-0
Doan	9-4-0	6-8-3	11-11-3	5-1-2	Rieder	5-4-3	5-1-1	9-5-4	2-0-0
Ekman-Larsson	12-6-3	7-8-4	16-14-6	5-1-1	Schlemko	1-0-0	2-1-0	3-1-0	-
Erat	4-3-2	12-9-1	13-12-2	3-0-1	Shinnimin	-	1-0-0	1-0-0	-
Gagner	7-5-0	13-10-1	15-15-1	6-1-0	Smith	-	1-0-0	1-0-0	-
Gormley	2-0-0	1-1-0	2-1-0	1-0-0	Stone	1-1-1	5-7-2	6-8-2	0-1-1
Hanzal	3-3-0	8-2-1	10-5-1	4-0-0	Summers	-	3-0-0	3-0-0	-
Hodgman	1-0-0	-	1-0-0	-	Szwarz	1-0-0	-	1-0-0	-
Klinkhammer	2-0-1	-	2-0-1	-	Vermette	6-4-2	10-4-5	13-7-5	5-1-2
Korpikoski	1-2-2	10-4-1	11-6-3	1-0-0	Vitale	0-3-0	4-2-0	4-5-0	-
Lessio	1-1-0	0-3-0	1-4-0	-	Yandle	2-1-1	13-13-4	13-14-4	6-0-1

RECORD WHEN THE COYOTES SCORE 0, 1, 2, 3, 4, or 5 POWER PLAY GOALS

0 PPG	1 PPG	2 PPG	3 PPG	4 PPG	5 PPG
6-40-4	8-9-3	8-1-1	2-0-0	0-0-0	0-0-0

RECORD WHEN THE COYOTES ALLOW 0, 1, 2, 3, 4, or 5 POWER PLAY GOALS

0 PPG	1 PPG	2 PPG	3 PPG	4 PPG	5 PPG
13-19-6	7-20-1	4-7-1	0-3-0	0-1-0	0-0-0

RECORD WHEN THE COYOTES PLAY ON THIS DAY OF THE WEEK

Sun	Mon	Tue	Wed	Thu	Fri	Sat
3-2-1	3-5-1	5-10-4	1-1-0	4-12-1	2-2-0	6-18-1

RECORD WHEN THE COYOTES PLAY IN THIS MONTH

Oct	Nov	Dec	Jan	Feb	Mar	Apr
3-5-1	6-7-2	5-7-1	3-7-2	3-10-1	3-10-1	1-4-0

2014-15 MISCELLANEOUS STATS

Power-Play Scoring

	G	A	Pts
Keith Yandle	2	24	26
Oliver Ekman-Larsson	10	10	20
Antoine Vermette	6	7	13
Sam Gagner	6	6	12
Mikkel Boedker	3	9	12
Shane Doan	5	5	10
Lauri Korpikoski	5	3	8
Martin Erat	3	3	6
Michael Stone	0	5	5
John Moore	0	4	4
Martin Hanzal	1	3	4
Mark Arcobello	1	2	3
Tobias Rieder	0	2	2
David Moss	1	1	2
David Schlemko	0	2	2
Kyle Chipchura	1	0	1
Brandon Gormley	1	0	1
Justin Hodgman	1	0	1

Shorthanded Scoring

	G	A	Pts
Tobias Rieder	3	0	3
Oliver Ekman-Larsson	1	0	1
Martin Hanzal	0	1	1
Lauri Korpikoski	0	1	1
David Moss	0	1	1

Goals by Period

	1	2	3	OT	T	Avg
Arizona Coyotes	56	54	50	5	165	2.0
Opponents	71	86	107	3	267	3.3

Shots by Period

	1	2	3	OT	T	Avg
Arizona Coyotes	741	807	802	43	2393	29.2
Opponent	939	890	842	51	2722	33.2

Power-Play

	G	Att	Pct
Overall:	46	230	20.0% (7th - NHL)
Home:	20	118	17.0% (20th - NHL)
Road:	26	112	23.2% (4th - NHL)

Penalty Killing

	PPGA	Att	Pct
Overall:	65	279	76.7% (29th - NHL)
Home:	33	136	75.7% (29th - NHL)
Road:	32	143	77.6% (27th - NHL)

Penalties

	GP	Min	Avg.
	82	776	9.5 (15th - NHL)

Situational Goals

	For	Against
5 on 5	109	177
5 on 4	42	5
5 on 3	1	0
4 on 4	2	8
4 on 3	3	0
3 on 3	0	0
3 on 4	0	1
3 on 5	0	1
4 on 5	4	61
Empty Net	4	14
Penalty Shots	0	0
Total	165	267



TEAM RECORD

Winning streak	3
Winning streak, home	4
Winning streak, road	3
Undefeated streak	3
Undefeated streak, home	4
Undefeated streak, road	3
Losing streak	10

2014-15 SEASON RECORD

2 times (Last: Dec. 23 - 29, 2014)
Dec. 16, 2014 - Jan. 3, 2015
Feb. 1 - 9, 2015
2 times (Last: Dec. 23 - 29)
Dec. 16, 2014 - Jan. 3, 2015
Feb. 1 - 9, 2015
Feb. 10 - Mar. 3, 2015

ALL-TIME FRANCHISE RECORD

Mar. 8-27, 1985
Nov. 21 - Dec. 29, 2009
Feb. 25-Apr. 6, 1985
Oct. 25-Nov. 28, 1998 (12-0-2)
Oct. 15-Dec. 20, 1998 (10-0-1)
Feb. 25-Apr. 7, 1985 (8-0-1)
Nov. 30- Dec. 20, 1980
Feb. 6-25, 1994
Feb. 10 - Mar. 3, 2015
Oct. 6 - Nov. 3, 2007
Jan. 27 - Feb. 16, 2009
Mar. 12 - 30, 2015
Jan. 26-Apr. 14, 1994
Oct. 19-Dec. 20, 1980 (0-23-7)
Oct. 19-Dec. 14, 1980 (0-9-5)
Oct. 10-Dec. 20, 1980 (0-16-2)
vs. CGY, Mar. 25, 1987 (10-1)
vs. CGY, Feb. 3, 1988 (9-0)
at TOR, Mar. 5, 1988 (10-1)
at MIN, Nov. 11, 1981 (15-2)
at NYR, Feb. 25, 1985
vs. CGY, Mar. 25, 1987
at NYR, Feb. 25, 1985
at MIN, Nov. 11, 1981
vs. MTL, Oct. 19, 1983
at MIN, Nov. 11, 1981
at DET, Nov. 25, 1987 (10-8 L)
vs. VAN, Nov. 9, 1984 (2nd period)
at MIN, Nov. 11, 1981 (2nd period)
vs. CGY, Mar. 9, 1988
vs. CAR, Dec. 3, 2005
vs. FLA, Jan. 19, 2006
at MIN, Nov. 11, 1981
vs. VAN, Apr. 7, 1995
at EDM, Dec. 21, 1983
at CHI, Oct. 12, 1988
vs. STL, Jan. 14, 2003
at VAN, Dec. 31, 1987
vs. HFD, Dec. 30, 1981
at ANA, Apr. 6, 2008
at STL, Feb. 24, 2009
vs. VAN, Mar. 4, 2014
vs. NYR, Feb. 14, 2015
vs. LAK, Mar. 30, 1983
vs. VAN, Feb. 10, 1985
vs. DAL, Apr. 16, 1998
vs. VAN, Nov. 18, 1980
vs. NJD, Oct. 22, 1982
vs. EDM, Dec. 16, 2014 (2nd period)
vs. NYR, Jan. 15, 1982 (2nd period)
at CGY, Mar. 24, 2003 (1st period)
at COL, Feb. 16, 2015 (2nd period)
at MIN, Nov. 11, 1981 (2nd period)
vs. TBL, Dec. 2, 1999 (2nd period)

Losing streak, home	6
---------------------	---

Mar. 12 - 30, 2015

Losing streak, road	7
---------------------	---

Feb. 10 - Mar. 16, 2015

Winless streak	10
----------------	----

Feb. 10 - Mar. 3, 2015

Winless streak, home	9
----------------------	---

2x (Last: Jan. 10 - Mar. 3, 2015)

Winless streak, road	7
----------------------	---

Feb. 10 - Mar. 16, 2015

Largest margin of victory	5
---------------------------	---

at VAN, Nov. 14, 2014 (5-0)

Largest margin of defeat	6
--------------------------	---

at VAN, Dec. 22, 2014 (7-1)
at DAL, Dec. 31, 2014 (6-0)
vs. STL, Jan. 6, 2015 (6-0)

Most goals, game	7
------------------	---

vs. EDM, Oct. 15, 2014

Most goals, home game	7
-----------------------	---

vs. EDM, Oct. 15, 2014

Most goals, road game	6
-----------------------	---

at WSH, Nov. 2, 2014

Most goals against game	7
-------------------------	---

3 times (Last: at OTT, Jan. 31, 2015)

Most goals against, home game	6
-------------------------------	---

vs. WPG, Oct. 9, 2014
vs. STL, Oct. 18, 2014

Most goals against, road, game	7
--------------------------------	---

at TBL, Oct. 28, 2014
at VAN, Dec. 22, 2014
at OTT, Jan. 31, 2015

Most goals, both teams, game	11
------------------------------	----

vs. EDM, Oct. 15, 2014 (7-4 W)

Most goals, period	4
--------------------	---

at EDM, Dec. 1, 2014 (2nd period)

Most goals against, period	4
----------------------------	---

5 times (Last: at NYI, Feb. 24, 2015, 3rd period)

Most power play goals, game	3
-----------------------------	---

2 times (Last: vs. WPG, Jan. 8, 2015)

Most power play goals against, game	4
-------------------------------------	---

vs. STL, Oct. 18, 2014

Most shorthanded goals, game	2
------------------------------	---

at EDM, Dec. 1, 2014

Most shorthanded goals against, game	2
--------------------------------------	---

vs. ANA, Mar. 3, 2015

Most penalty minutes, game	31
----------------------------	----

at VAN, Dec. 22, 2014

Fewest penalty minutes, game	0
------------------------------	---

vs. NYR, Feb. 14, 2015

Most shots, game	45
------------------	----

at TOR, Jan. 29, 2015

Fewest shots, game	17
--------------------	----

2 times (Last: at COL, Feb. 16, 2015)

Most shots against, game	51
--------------------------	----

at CHI, Jan. 20, 2015

Fewest shots against, game	20
----------------------------	----

at MTL, Feb. 1, 2015

Most shots, period	27
--------------------	----

vs. EDM, Dec. 16, 2014 (2nd period)

Fewest shots, period	0
----------------------	---

at COL, Feb. 16, 2015 (2nd period)

Most shots against, period	22
----------------------------	----

vs. PIT, Mar. 21, 2015 (2nd period)

Fewest shots against, period	2
------------------------------	---

vs. WSH, Nov. 18, 2014 (2nd period)



INDIVIDUAL RECORDS		2014-15 SEASON RECORD		ALL-TIME FRANCHISE RECORD	
Longest goal streak	4	Boedker: Jan. 8 - 15	9	T. Selanne, Mar. 15-Apr. 1, 1993	
Longest assist streak	7	Yandle: Jan. 29 - Feb. 9	14	P. Housley, Dec. 26, 1992-Jan. 19, 1993	
Longest point streak	7	Yandle: Jan. 29 - Feb. 9	18	D. Hawerchuk, Feb. 23-Apr. 7, 1985	
Most goals, game	3	2 times (Last: Hanzal at VAN, Nov. 14, 2014)	5	W. Lindstrom, at PHI, Mar. 2, 1982	
				A. Zhamnov, at LAK, Apr. 1, 1995	
Most goals, period	2	4 times (Last: Gagner at NYR, Feb. 26, 2015, 1st period)	3	D. Christian vs. HFD, Mar. 26, 1980 (3rd period)	
				S. Barnes vs. LAK, Nov. 11, 1991 (3rd period)	
				A. Zhamnov at LAK, Apr. 1, 1995 (3rd period)	
				K. Tkachuk at DAL, Mar. 26, 1996 (3rd period)	
				S. Upshall vs. NSH, Jan. 21, 2010 (3rd period)	
Most assists, game	3	3 times (Last: Hanzal vs. CBJ, Jan. 3, 2015)	5	D. Hawerchuk (3 times)	
				P. Housley, vs. HFD, Jan. 18, 1993	
				K. Tkachuk, at BUF, Feb. 23, 2001	
Most assists, period	2	7 times (Last: Stone at NYR, Feb. 26, 2015, 1st period)	5	D. Hawerchuk, vs. LAK, Mar. 6, 1984 (2nd period)	
Most points, game	4	3 times (Last: Hanzal vs. CBJ, Jan. 3, 2015)	6	D. Hawerchuk (3 times)	
				W. Lindstrom, at PHI, Mar. 2, 1982	
				T. Steen, vs. HFD, Oct. 24, 1984	
				E. Olczyk, vs. CGY, Dec. 21, 1991	
Most penalty minutes, game	17	Chipchura at VAN, Dec. 22, 2014	49	T. Domi, at VAN, Feb. 9, 1995	
Most shots, game	9	2 times (Last: Ekman-Larsson vs. COL, Mar. 19, 2015)	12	B. Mullen, vs. LAK, Mar. 30, 1982	
				N. Emerson, vs. FLA, Feb. 24, 1994	
				J. Roenick, at TOR, Mar. 22, 1997	
Best plus-minus, game	4	5 players at EDM, Dec. 23, 2014	7	D. Babych, at TOR, Mar. 13, 1982	
Most shots faced by goalie, game	51	Smith at CHI, Jan. 20, 2015	55	N. Khabibulin, at PHI, Jan. 28, 1997	
*Most ice time, game	31:37	Ekman-Larsson vs. EDM, Dec. 16, 2014	32:52	Ekman-Larsson: at CGY, Jan. 22, 2014	
Most ice time, OT game	31:37	Ekman-Larsson vs. EDM, Dec. 16, 2014	34:57	Ekman-Larsson: at VAN, Jan. 26, 2014	
Most shorthanded goals, game	2	Rieder at EDM, Dec. 1, 2014	2	2 times (Last: T. Rieder at EDM, Dec. 1, 2014)	
Most power play goals, game	2	3 times (Last: Gagner at NYR, Feb. 26, 2015)	3	P. MacLean, vs. LAK, Nov. 13, 1986	
				R. Neufeld vs. VAN, Nov. 1, 1987	
				P. MacLean, vs. CGY, Mar. 9, 1988	
				L. Nagy, vs. CAR, Dec. 3, 2005	

*All-time franchise record for ice time beginning the 1997-98 season when the real-time stats program was introduced.



HAT TRICKS

Recorded a hat trick at home...October 15, 2014 vs. Edmonton
– Mikkel Boedker

Recorded a hat trick on the road...November 14, 2014 at Vancouver
– Martin Hanzal

Recorded two hat tricks in one game...November 20, 1988 vs. Edmonton
– Iain Duncan and Andrew McBain (Winnipeg Jets)

Recorded hat tricks in back-to-back games...April 27, 2013 at Anaheim
– October 3, 2013 vs. NY Rangers – Radim Vrbata

Had a player score four or more goals in one game...April 1, 1995 vs. Los Angeles – Alexei Zhamnov, 5 goals (Winnipeg Jets)

Allowed an opposing player to score a hat trick...February 13, 2015 vs. San Jose – Joe Pavelski

OVERTIME

Won a home game in overtime...December 16, 2014 vs. Edmonton
– Oliver Ekman-Larsson

Lost a home game in overtime...March 9, 2015 vs. Nashville – James Neal

Won a road game in overtime...March 26, 2015 at Buffalo – Sam Gagner

Lost a road game in overtime...April 8, 2014 at Columbus
– Ryan Johansen

SHOOTOUT

Won a home game in a shootout...March 5, 2015 vs. Vancouver
– Sam Gagner

Lost a home game in a shootout...February 5, 2015 vs. Carolina
– Elias Lindholm

Won a road game in a shootout...February 9, 2015 at Chicago
– Antoine Vermette

Lost a road game in a shootout...January 27, 2015 at Philadelphia
– Wayne Simmonds

SHUTOUT

Shutout an opponent at home...March 4, 2014 vs. Vancouver – Mike Smith

Shutout an opponent on the road...November 14, 2014 at Vancouver
– Devan Dubnyk

Were shutout by opponent at home...March 7, 2015 vs. Montreal
– Carey Price

Were shutout by opponent on the road...April 9, 2015 at Vancouver
– Eddie Lack

Had back-to-back shutouts (team)...March 31, 2012 vs. Anaheim (4-0)
& April 3, 2012 vs. Columbus (2-0) – Mike Smith (both)

Had back-to-back shutouts (player)...March 31, 2012 vs. Anaheim (4-0)
& April 3, 2012 vs. Columbus (2-0) – Mike Smith

Were shutout by opponent in back-to-back games...March 16, 2013
at Columbus & March 18, 2013 at Los Angeles

Had three or more consecutive shutouts...March 29, 2012 vs. San Jose
(2-0), March 31, 2012 vs. Anaheim (4-0), April 3, 2012 (2-0)
– Mike Smith (155 consecutive saves – **NHL record**)

Longest shutout sequence...**332:01** – Brian Boucher
(Dec. 22, 2003 – Jan. 11, 2004 – **NHL record**)

1-0 GAMES

Won a 1-0 game at home...March 4, 2014 vs. Vancouver

Lost a 1-0 game at home...December 7, 2007 vs. San Jose

Won a 1-0 game on the road...February 9, 2013 at San Jose

Lost a 1-0 game on the road...March 16, 2015 at Los Angeles

5+, 10+ Goals

Won by five or more goals...November 14, 2014 at Vancouver; 5-0

Lost by five or more goals...April 9, 2015 at Vancouver; 5-0

Scored 10 or more goals at home...March 25, 1987 vs. Calgary; 10-1 win
(Winnipeg Jets)

Allowed 10 or more goals at home...November 29, 1981 vs. Edmonton;
10-2 loss (Winnipeg Jets)

Scored 10 or more goals on the road...November 24, 1990 at Quebec;
11-4 win (Winnipeg Jets)

Allowed 10 or more goals on the road...October 12, 1988 at Chicago;
10-1 loss (Winnipeg Jets)

20+/ 50+ Shots

Recorded 20 or more shots in a period...January 29, 2015 at Toronto;
2nd period (21)

Allowed 20 or more shots in a period...March 21, 2015 vs. Pittsburgh;
2nd period (22)

Recorded 50 or more shots...March 6, 1998 vs. Carolina; 50 shots

Allowed 50 or more shots...January 20, 2015 at Chicago; 51 shots

SHORTHANDED GOALS

Scored a shorthanded goal at home...March 21, 2015 vs. Pittsburgh
– Tobias Rieder

Scored a shorthanded goal on the road...January 29, 2015 at Toronto
– Oliver Ekman-Larsson

Allowed a shorthanded goal at home...March 30, 2015 vs. Buffalo
– Brian Gionta

Allowed a shorthanded goal on the road...November 22, 2014 at San Jose
– Tommy Wingels

EMPTY NET GOALS

Scored an empty net goal at home...April 4, 2015 vs. San Jose
– Sam Gagner

Scored an empty net goal on the road...February 3, 2015 at Columbus
– Tobias Rieder

Allowed an empty net goal at home...March 30, 2015 vs. Buffalo (2)
– Brian Gionta & Rasmus Ristolainen

Allowed an empty net goal on the road...February 23, 2015 at NJ Devils
– Mike Cammalleri

PENALTY SHOTS

Scored on a penalty shot...November 21, 2011 vs. Washington
– Lauri Korpikoski scored on Tomas Vokoun (SH)

Were unsuccessful on a penalty shot...February 14, 2015 vs. NY Rangers
– Tobias Rieder stopped by Cam Talbot

Allowed a goal on a penalty shot...December 31, 2011 at Minnesota
– Matt Cullen scored on Curtis McElhinney

Stopped the shooter on a penalty shot...November 23, 2013 vs. Anaheim
– Emerson Etem stopped by Mike Smith

TRAILED AND WON/LED AND LOST

Trailed by two goals and won...February 1, 2015 at Montreal

Trailed by three goals and won...October 31, 2013 vs. Nashville

Led by two goals and lost...February 26, 2015 at NY Rangers

Led by three goals and lost...November 25, 2014 vs. Colorado

**July 2014**

- 1 Signed forward Joe Vitale to a three-year contract
- Signed defenseman Dylan Reese to a one-year contract
- Signed goaltender Mike McKenna to a one-year contract
- Signed forward Justin Hodgman to a one-year contract
- Signed goaltender Devan Dubnyk to a one-year contract
- Signed defenseman Andrew Campbell to a one-year contract
- Signed forward Alexandre Bolduc to a one-year contract
- 3 Signed defenseman Patrick McNeill to a one-year contract
- 11 Signed forward Dave Moss to a one-year contract
- 14 Signed forward Brandon McMillan to a one-year contract
- 15 Signed forward Jordan Szwarz to a two-year contract
- 18 Signed forward Brendan Perlini to a three-year entry-level contract

September 2014

- 22 Assigned forward Dan O'Donoghue to Portland (AHL)
- Assigned forward Laurent Dauphin to Chicoutimi (QMJHL)
- 26 Assigned defensemen James Melindy and Justin Hache and forward Greg Carey to Portland (AHL)
- Assigned goaltender Marek Langhamer to Medicine Hat (WHL)
- 27 Assigned defensemen Mark Louis and Patrick McNeill to Portland (AHL)
- 28 Assigned forwards Tyler Gaudet, Darian Dziurzynski, Philip Lane, Jordan Martinook, Henrik Samuelsson and Brendan Shinnimin and goaltender Mark Visentin to Portland (AHL)
- 29 Assigned forward Alexandre Bolduc, defenseman Dylan Reese and goaltender Mike McKenna to Portland (AHL)

October 2014

- 3 Assigned forwards Lucas Lessio and Tobias Rieder, defenseman Brandon Gormley and goaltender Louis Domingue to Portland (AHL)
- Assigned forward Max Domi to London (OHL)
- 4 Assigned defenseman Andrew Campbell and forward Jordan Szwarz to Portland (AHL)
- 5 Signed forward Laurent Dauphin to a three-year entry-level contract
- 7 Assigned forward Brendan Perlini to Niagara (OHL)
- 12 Assigned forward Justin Hodgman to Portland (AHL)
- 24 Recalled forward Justin Hodgman from Portland (AHL)

November 2014

- 2 Recalled forward Tobias Rieder from Portland (AHL)
- 3 Assigned forward Justin Hodgman to Portland (AHL)
- Recalled defenseman Brandon Gormley from Portland (AHL)
- 15 Assigned defenseman David Schlemko to Portland (AHL)
- Recalled forward Lucas Lessio from Portland (AHL)
- 18 Recalled defenseman David Schlemko from Portland (AHL)
- 24 Assigned forward Lucas Lessio to Portland (AHL)
- 27 Recalled forward Brendan Shinnimin from Portland (AHL)

December 2014

- 3 Assigned forward Brendan Shinnimin to Portland (AHL)
- 5 Acquired defenseman Philip Samuelsson from Pittsburgh (NHL) in exchange for forward Rob Klinkhammer and a conditional fifth round choice in the 2016 Entry Draft
- Assigned defenseman David Schlemko to Portland (AHL)
- Recalled forward Jordan Martinook and defenseman Andrew Campbell from Portland (AHL)
- 7 Assigned defenseman Andrew Campbell to Portland (AHL)
- 10 Recalled defenseman David Schlemko from Portland (AHL)
- 12 Assigned forward Jordan Martinook and recalled forward Alexandre Bolduc from Portland (AHL)
- 16 Assigned defenseman Brandon Gormley to Portland (AHL)
- 21 Recalled defenseman Brandon Gormley from Portland (AHL)
- 23 Assigned forward Alexandre Bolduc to Portland (AHL)
- 28 Recalled forward Tyler Gaudet from Portland (AHL)

January 2015

- 2 Assigned forward Tyler Gaudet to Portland (AHL)
- 3 Defenseman David Schlemko claimed off waivers by Dallas (NHL)
- 4 Recalled forward Lucas Lessio from Portland (AHL)
- 13 Recalled defenseman Philip Samuelsson from Portland (AHL)
- 14 Recalled goaltender Mike Lee from Gwinnett (ECHL)
- Traded goaltender Devan Dubnyk to MIN (NHL) in exchange for a third round choice in the 2015 Entry Draft
- 21 Assigned defensemen Brandon Gormley and Philip Samuelsson, forward Lucas Lessio and goaltender Mike Lee to Portland (AHL)
- Recalled goaltender Mike McKenna from Portland (AHL)
- 26 Recalled defenseman Andrew Campbell and forward Lucas Lessio from Portland (AHL)
- 28 Recalled forward Brendan Shinnimin from Portland (AHL)
- 31 Recalled goaltender Louis Domingue and assigned goaltender Mike McKenna to Portland (AHL)

February 2015

- 4 Recalled forward Alexandre Bolduc from Portland (AHL)
- 8 Recalled goaltender Mike McKenna from Portland (AHL)
- 9 Assigned goaltender Louis Domingue to Portland (AHL)
- 11 Claimed forward Mark Arcobello off waivers from Pittsburgh (NHL)
- 12 Assigned defenseman Chris Summers to Portland (AHL)
- Forward Brandon McMillan claimed off waivers by Vancouver (NHL)
- Recalled defenseman Brandon Gormley and forward Jordan Martinook from Portland (AHL)
- 14 Assigned forward Brendan Shinnimin to Portland (AHL)
- 21 Assigned forward Alexandre Bolduc to Portland (AHL)
- 23 Recalled defenseman Dylan Reese from Portland (AHL)
- 25 Recalled forward Henrik Samuelsson and assigned forward Jordan Martinook to Portland (AHL)
- 26 Recalled goaltender Louis Domingue and assigned goaltender Mike McKenna to Portland (AHL)
- 28 Acquired defenseman Klas Dahlbeck and a first round selection in the 2015 Entry Draft from Chicago (NHL) in exchange for forward Antoine Vermette
- Assigned forward Henrik Samuelsson and defenseman Dylan Reese to Portland (AHL)

March 2015

- 1 Acquired forward Anthony Duclair, defenseman John Moore, a first round draft choice in the 2016 Entry Draft and a second round choice in the 2015 Entry Draft from the New York Rangers (NHL) in exchange for defensemen Keith Yandle and Chris Summers and a fourth round draft choice in the 2016 Entry Draft
- 2 Acquired forward Maxim Letunov from St. Louis (NHL) in exchange for defenseman Zbynek Michalek and a conditional third round draft choice in the 2015 Entry Draft
- Acquired goaltender David Leggio from the New York Islanders (NHL) in exchange for defenseman Mark Louis
- Claimed forwards Craig Cunningham (BOS) and Tye McGinn (SJS) off waivers
- Assigned forward Lucas Lessio to Portland (AHL)
- 8 Recalled forward Brendan Shinnimin on an emergency basis from Portland (AHL)
- 13 Assigned forward Brendan Shinnimin to Portland (AHL)
- 20 Recalled forward Justin Hodgman on an emergency basis from Portland (AHL)
- 23 Recalled forward Jordan Szwarz on an emergency basis and assigned forward Justin Hodgman to Portland (AHL)

April 2015

- 5 Assigned defenseman Brandon Gormley to Portland (AHL)
- 8 Recalled forward Henrik Samuelsson on an emergency basis from Portland (AHL)
- 10 Signed forward Ryan MacInnis to a three-year entry-level contract
- 12 Assigned forwards Henrik Samuelsson and Jordan Szwarz, defenseman Klas Dahlbeck and goaltender Louis Domingue to Portland (AHL)
- 16 Signed forward Christian Dvorak to a three-year entry-level contract



Date(s)	Player	Classification	Game(s) Missed
Oct. 21 - 25	Martin Hanzal	Lower-Body	3 games
Nov. 18 - 23	Martin Hanzal	Lower-Body	4 games
Oct. 25 - Dec. 6	Dave Moss	Upper-Body	22 games
Nov. 18 - Dec. 13	Brandon Gormley	Lower-Body	12 games
Nov. 18	Rob Klinkhammer	Upper-Body	1 game
Dec. 2-4	Connor Murphy	Upper-Body	2 games
Dec. 16 -23	Lauri Korpikoski	Lower-Body	4 games
Dec. 20	Michael Stone	Upper-Body	1 game
Dec. 23-31	Chris Summers	Upper-Body	4 games
Dec. 29	Joe Vitale	Lower-Body	1 game
Jan. 8-10	Zbynek Michalek	Upper-Body	2 games
Jan. 6-13	Martin Hanzal	Upper-Body	4 games
Jan. 15-17	Shane Doan	Lower-Body	2 games
Jan. 13-18	Brandon Gormley	Lower-Body	4 games
Jan. 18-20	Zbynek Michalek	Upper-Body	2 games
Jan. 31 - Apr. 11	Martin Hanzal	Upper-Body	34 games
Jan. 29 - Feb. 13	Joe Vitale	Upper-Body	9 games
Jan. 20 - Apr. 11	Mikkel Boedker	Upper-Body	37 games
Feb. 13-16	Alex Bolduc	Mid body	3 games
Feb. 16-28	Zbynek Michalek	Upper-Body	6 games
Feb. 10	Connor Murphy	Illness	1 game
Mar. 21	Martin Erat	Upper-Body	1 game
Mar. 9	Lauri Korpikoski	Upper-Body	1 game
Mar. 26 - Apr. 11	Lauri Korpikoski	Upper-Body	8 games
Apr. 9	Shane Doan	Lower-Body	1 game

TEAM TOTAL MAN GAMES LOST TO INJURY: 169



PLAYER	MILESTONE	DATE
Mark Arcobello	100th career NHL game	Feb. 28 at BOS
Mikkel Boedker	100th career NHL assist	Nov. 22 at SJS
Andrew Campbell	1st career NHL assist	Jan. 27 at PHI
Kyle Chipchura	400th career NHL game	Mar. 16 at LAK
B.J. Crombeen	400th career NHL game	Nov. 14 at VAN
Klas Dahlbeck	1st career NHL assist	Mar. 24 at DET
Louis Domingue	1st career NHL game	Jan. 31 at OTT
	1st career NHL win	Feb. 1 at MTL
Oliver Ekman-Larsson	300th career NHL game	Jan. 13 vs. SJS
Sam Gagner	300th career NHL point	Nov. 14 at VAN
	500th career NHL game	Nov. 18 vs. WSH
	200th career NHL assist	Nov. 20 at DAL
Tyler Gaudet	1st career NHL game	Dec. 29 vs. PHI
Brandon Gormley	1st career NHL goal	Nov. 16 at EDM
	1st career NHL assist	Dec. 23 at EDM
Justin Hodgman	1st career NHL game	Oct. 25 vs. FLA
	1st career NHL goal	Oct. 25 vs. FLA
Lauri Korpikoski	400th career game w/ ARI	Mar. 22 vs. VAN
Lucas Lessio	1st career NHL assist	Jan. 10 vs. OTT
	1st career NHL goal	Jan. 20 at CHI
Jordan Martinook	1st career NHL game	Dec. 6 vs. BOS
	1st career NHL assist	Feb. 16 at COL
Zbynek Michalek	500th career game w/ ARI	Nov. 8 vs. NYI
	100th career assist w/ ARI	Nov. 13 at CGY
Dave Moss	500th career NHL game	Apr. 9 at VAN
	100th career NHL assist	Apr. 11 vs. ANA
Connor Murphy	100th career NHL game	Apr. 5 vs. SJS
Tobias Rieder	1st career NHL game	Nov. 2 at WSH
	1st career NHL goal	Nov. 2 at WSH
	1st career NHL assist	Nov. 14 at VAN
Henrik Samuelsson	1st career NHL game	Feb. 26 at NYR
Brendan Shinnimin	1st career NHL game	Nov. 29 vs. CGY
	1st career NHL assist	Feb. 3 at CBJ
Michael Stone	200th career NHL game	Apr. 3 at SJS
Dave Tippett	900th career game as NHL Head Coach	Dec. 20 at LAK
	400th career game as ARI Head Coach	Nov. 29 vs. CGY
Antoine Vermette	400th career NHL point	Oct. 28 at TBL
	100th career point w/ ARI	Dec. 29 vs. PHI
	200th career game w/ ARI	Jan. 29 at TOR
	800th career NHL game	Jan. 29 at TOR
Joe Vitale	200th career NHL game	Jan. 6 vs. STL
Keith Yandle	500th career NHL game	Oct. 21 at NSH
	300th career NHL point	Jan. 20 at CHI



PLAYER	GP	EVEN-STRENGTH		POWER-PLAY		SHORTHANDED		TOTAL FACE-OFFS			
		W	L	W	L	W	L	W	L	TOT	FO%
Antoine Vermette	63	549	433	134	91	91	83	774	607	1381	56.0
Kyle Chipchura	70	421	383	3	3	49	57	473	443	916	51.6
Sam Gagner	81	297	358	64	51	0	1	361	410	771	46.8
Joe Vitale	70	274	264	2	3	78	112	354	379	733	48.3
Martin Hanzal	37	291	218	30	21	25	27	346	266	612	56.5
Mark Arcobello	27	193	178	20	10	2	0	215	188	403	53.4
Brendan Shinnimin	12	42	59	0	0	0	0	42	59	101	41.6
Justin Hodgman	5	23	21	2	0	0	0	25	21	46	54.4
Craig Cunningham	19	19	16	0	0	3	4	22	20	42	52.4
Lauri Korpikoski	69	9	16	0	1	2	5	11	22	33	33.3
Brandon McMillan	50	9	9	0	0	0	3	9	12	21	42.9
Alexandre Bolduc	3	10	9	0	0	0	0	10	9	19	52.6
Tyler Gaudet	2	9	8	0	0	0	0	9	8	17	52.9
David Moss	60	4	4	0	0	2	3	6	7	13	46.2
Shane Doan	79	2	5	1	3	0	0	3	8	11	27.3
Martin Erat	79	0	3	0	0	0	3	0	6	6	0
Tobias Rieder	72	1	2	0	0	0	2	1	4	5	20
Henrik Samuelsson	3	1	0	1	0	0	0	2	0	2	100
Lucas Lessio	26	0	2	0	0	0	0	0	2	2	0
Mikkel Boedker	45	0	2	0	0	0	0	0	2	2	0
Tye McGinn	18	0	1	0	0	0	0	0	1	1	0
Jordan Martinook	8	1	0	0	0	0	0	1	0	1	100
Rob Klinkhammer	19	0	1	0	0	0	0	0	1	1	0
B.J. Crombeen	58	1	0	0	0	0	0	1	0	1	100
Jordan Szwarz	9	0	0	0	0	0	0	0	0	0	0

2014-15 TOTAL ICE TIME

PLAYER	GP	TOTAL TOI	AVG TOI	ES TOI	ES TOI/G	SH TOI	SH TOI/G	PP TOI	PP TOI/G	SHIFTS	TOI/S	SFT/G
Oliver Ekman-Larsson	82	2,067:27	25:12	1,538:22	18:45	210:30	2:34	318:35	3:53	2,424	51	29.6
Michael Stone	81	1,690:18	20:52	1,464:05	18:04	136:35	1:41	89:38	1:06	2,277	45	28.1
Keith Yandle	63	1,506:14	23:54	1,220:56	19:22	6:46	0:06	278:32	4:25	1,722	52	27.3
Shane Doan	79	1,491:46	18:52	1,228:56	15:33	54:01	0:41	208:49	2:38	1,877	48	23.8
Sam Gagner	81	1,396:36	17:14	1,211:18	14:57	1:48	0:01	183:30	2:15	1,749	48	21.6
Martin Erat	79	1,253:23	15:51	1,081:49	13:41	40:13	0:30	131:21	1:39	1,688	45	21.4
Connor Murphy	73	1,226:27	16:48	1,096:43	15:01	125:57	1:43	3:47	0:03	1,723	43	23.6
Tobias Rieder	72	1,216:34	16:53	1,023:44	14:13	91:27	1:16	101:23	1:24	1,680	43	23.3
Antoine Vermette	63	1,195:49	18:58	904:38	14:21	117:24	1:51	173:47	2:45	1,626	44	25.8
Zbynek Michalek	53	1,117:36	21:05	949:39	17:55	166:09	3:08	1:48	0:02	1,511	44	28.5
Lauri Korpikoski	69	1,052:08	15:14	870:28	12:36	116:20	1:41	65:20	0:56	1,499	42	21.7
Kyle Chipchura	70	937:59	13:23	855:44	12:13	71:48	1:01	10:27	0:08	1,357	41	19.4
Mikkel Boedker	45	786:46	17:29	655:07	14:33	4:00	0:05	127:39	2:50	1,041	45	23.1
Joe Vitale	70	786:03	11:13	632:31	9:02	151:44	2:10	1:48	0:01	1,164	41	16.6
David Moss	60	774:51	12:54	669:34	11:09	81:42	1:21	23:35	0:23	1,203	39	20.1
Martin Hanzal	37	656:14	17:44	529:23	14:18	49:16	1:19	77:35	2:05	889	44	24
Andrew Campbell	33	578:43	17:32	481:35	14:35	96:52	2:56	0:16	0:00	867	40	26.3
Brandon McMillan	50	518:56	10:22	442:35	8:51	75:26	1:30	0:55	0:01	817	38	16.3
B.J. Crombeen	58	469:29	8:05	467:07	8:03	0:48	0:00	1:34	0:01	683	41	11.8
Mark Arcobello	27	423:20	15:40	390:29	14:27	0:34	0:01	32:17	1:11	553	46	20.5
Brandon Gormley	27	413:42	15:19	355:04	13:09	43:56	1:37	14:42	0:32	583	43	21.6
Klas Dahlbeck	19	364:36	19:11	304:49	16:02	59:41	3:08	0:06	0:00	540	41	28.4
David Schlemko	20	362:18	18:06	308:04	15:24	39:54	1:59	14:20	0:43	499	44	25
John Moore	19	355:39	18:43	302:57	15:56	2:30	0:07	50:12	2:38	457	47	24.1
Lucas Lessio	26	331:39	12:45	324:28	12:28	0:00	0:00	7:11	0:16	430	46	16.5
Chris Summers	17	233:09	13:42	204:43	12:02	27:48	1:38	0:38	0:02	336	42	19.8
Rob Klinkhammer	19	219:30	11:33	218:04	11:28	0:00	0:00	1:26	0:04	305	43	16.1
Craig Cunningham	19	210:38	11:05	186:01	9:47	24:26	1:17	0:11	0:00	309	41	16.3
Tye McGinn	18	173:59	9:39	173:29	9:38	0:09	0:00	0:21	0:01	249	42	13.8
Brendan Shinnimin	12	132:25	11:02	131:05	10:55	0:00	0:00	1:20	0:06	189	42	15.8
Jordan Szwarz	9	121:13	13:28	100:43	11:11	20:16	2:15	0:14	0:01	170	43	18.9
Jordan Martinook	8	93:35	11:41	87:21	10:55	5:52	0:44	0:22	0:02	128	44	16
Philip Samuelsson	4	67:32	16:53	56:34	14:08	10:58	2:44	0:00	0:00	90	45	22.5
Justin Hodgman	5	56:59	11:23	53:19	10:39	0:00	0:00	3:40	0:44	81	42	16.2
Henrik Samuelsson	3	39:48	13:16	33:35	11:11	0:00	0:00	6:13	2:04	51	47	17
Alexandre Bolduc	3	31:59	10:39	31:59	10:39	0:00	0:00	0:00	0:00	54	36	18
Dylan Reese	1	19:58	19:58	18:49	18:49	1:09	1:09	0:00	0:00	27	44	27
Tyler Gaudet	2	19:09	9:34	18:47	9:23	0:22	0:11	0:00	0:00	27	43	13.5

**HOW SWEDE IT IS**

Oliver Ekman-Larsson was selected as the Coyotes' MVP after a standout 2014-15 season. The 24-year-old defenseman tied Phil Housley's franchise record for defensemen goals in a season with 23. He led ARI and all NHL defensemen in goals, game-winning goals (7) and power-play goals (10). Ekman-Larsson became the 4th d-man in franchise history to score 20 goals in a season and the 1st since both Housley (23) and Fredrik Olausson (20) did so in 1991-92. He established an NHL record for the most goals in a season by a Swedish-born defenseman after surpassing Olausson – 1991-92, Nicklas Lidstrom – 1999-00 and Erik Karlsson – 2013-14 (20). The 6-foot-2, 200-pound native of Karlskrona, Sweden set career highs in goals, power-play goals, game-winning goals, shots (264) and was the only Coyotes player to appear in all 82 games.

MOST GOALS IN A SEASON (Defensemen - Franchise History)

23 – Phil Housley (WPG) in 1990-91 & 1991-92
 23 – **Oliver Ekman-Larsson (ARI) in 2014-15**
 22 – Dave Ellett (WPG) in 1988-89
 20 – Fredrik Olausson (WPG) in 1991-92
 19 – Dave Babych (WPG) in 1981-82
 18 – Dave Babych (WPG) in 1983-84
 18 – Phil Housley (WPG) in 1992-93

MOST PPGS IN A SEASON (Defensemen - Franchise History)

13 – Fredrik Olausson in 1991-92
 12 – Phil Housley in 1990-91
 11 – Fredrik Olausson in 1992-92, Phil Housley in 1991-92 and Dave Babych in 1981-82
 10 – **Oliver Ekman-Larsson in 2014-15** and Dave Babych in 1983-84

SMOOTH SWEDE

Oliver Ekman-Larsson matched the NHL record for game-winning goals in a season by a defenseman with 7. He was the 6th d-man in league history to record 7 GWGs in a single season. With 16 career GWGs, Ekman-Larsson is 2nd in franchise history in GWGs by a defenseman behind only Teppo Numminen (19).
 Tim Horton: 7 in 1963-64
 Ray Bourque: 7 in 1992-93
 Al MacInnis: 7 in 1999-00
 Derek Morris: 7 in 2002-03
 Dion Phaneuf: 7 in 2005-06
Oliver Ekman-Larsson: 7 in 2014-15

OEL THE ALL-STAR

Oliver Ekman-Larsson represented the Coyotes at the 2015 Honda NHL All-Star Game at Nationwide Arena on Jan. 25. It marked his 1st NHL All-Star Game appearance as he tallied an assist and skated in 16:56 for Team Foligno. Ekman-Larsson was the 42nd All-Star in franchise history and the 5th defenseman in Coyotes history to participate in an All-Star Game (Oleg Tverdokovsky, Teppo Numminen, Ed Jovanovski and Keith Yandle). The then 23-year-old native of Karlskrona, Sweden was the 2nd-youngest Coyote to ever participate in an All-Star game (Tverdokovsky – 20 years).

MARK IT DOAN

Shane Doan is now tied with Stan Mikita for 35th place on the NHL's all-time games played list at 1,394 career games. The Captain is currently 2nd among active players in career games behind only FLA's Jaromir Jagr (1,550).

ROUTE 41

Mike Smith rebounded with a strong second half for the Coyotes. The veteran netminder registered a .929 SV% (539/580) in 16 games from March 1 – April 11. He also finished with a .922 SV% (883/958) in 28 appearances since Feb. 1. Smith's .934 SV% in 12 March games ranked 4th among NHL goalies who appeared in 12 or more games.

CAREER YEARS

Several Coyotes registered new career highs in 2014-15:
 Mark Arcobello: Games (77), Goals (17), Assists (14)*, Points (31), Shots (129)
 Andrew Campbell: Games (33), Assists (1), Points (1), Shots (28)
 Kyle Chipchura: Shots (81)
 Craig Cunningham: Games (51), Goals (3), Assists (4), Points (7), Shots (54)
 Oliver Ekman-Larsson: Games (82)*, Goals (23), GWGs (7), PPGs (10), Shots (264)
 Sam Gagner: Games (81), PPGs (6)*, Shots (183)
 Lauri Korpikoski: PPGs (5)
 Tye McGinn: Games (51), Assists (5), Points (7), Shots (60)
 Connor Murphy: Games (73), Goals (4), Shots (72)
 Michael Stone: Games (81), Assists (15), Shots (144)
 Joe Vitale: Games (70)
 *Ties career high

8 IS GREAT

Tobias Rieder turned in an impressive rookie season for the Coyotes as he registered 13-8-21 in 72 contests. His 13 goals were tied as the 3rd-most scored by a Coyotes rookie since the team arrived in ARI. The 22-year-old winger led the team and NHL rookies with three shorthanded goals. Rieder scored 2 shorthanded goals in 58 seconds at EDM on Dec. 1, becoming the 2nd player in WPG/ARI franchise history to record 2 SHGs in a game and the 1st to do so since Keith Tkachuk on April 7, 1995. He was also the 1st rookie in team history to score 2 SHGs in a game. The Landshut, Germany native became the 1st NHL rookie with 2 SHGs in a game since Feb. 2, 2010 (Ryan O'Reilly – COL vs. CBJ). Per Elias, Rieder's 2 SHGs in 58 seconds were the fastest 2 SHGs ever scored by an NHL rookie. He is also just the 2nd NHL player since 2002 to score 2 SHGs in less than 60 seconds.

MOST GOALS BY A ROOKIE – COYOTES HISTORY

1. Peter Mueller – 22 goals in 2007-08
 2. Trevor Letowski – 19 goals in 1999-00
 3. **Tobias Rieder – 13 goals in 2014-15**
 4. Daniel Carcillo – 13 goals in 2007-08

COYOTES TO SCORE IN FIRST NHL GAME

Ossi Vaananen vs. MIN – Oct. 7, 2000
 Keith Ballard vs. VAN – Oct. 5, 2005
 Yanick Lehoux vs. MIN – Nov. 8, 2005
 Daniel Winnik vs. STL – Oct. 4, 2007
 Brett MacLean vs. LAK – Dec. 29, 2010
Connor Murphy vs. TBL – Nov. 16, 2013
Justin Hodgman vs. FLA – Oct. 25, 2014
Tobias Rieder at WSH – Nov. 2, 2014

STONE COLD

Michael Stone finished the 2014-15 season as 1 of 4 NHL defensemen with 150+ blocked shots and 150+ hits. He led the Coyotes in both blocked shots (189) and hits (202). The 24-year-old d-man ranked 5th among NHL players in blocked shots and 13th among league defensemen in hits. Stone surpassed his totals from 2013-14 and established new career highs for blocked shots and hits in a season.

ON THE MARK

Mark Arcobello made an immediate impact with Arizona after joining the team in February. The 26-year-old forward totaled 9-7-16 in 27 games with the Coyotes. His 9 goals and 16 points since making his team debut on Feb. 13 led all Coyotes. He established new career highs in games (77), goals (17), points (31) and game-winning goals (2).

FREQUENT FLYER

Coyotes forward Mark Arcobello played for 4 NHL teams in 2014-15: EDM, NSH, PIT and ARI. He became just the 3rd player in league history to skate for 4 teams in one season (Elias). Dennis O'Brien played for Minnesota, Colorado, Cleveland and Boston during the 1977-78 campaign while Dave McLlwain played for Winnipeg, the New York Islanders, Buffalo and Toronto in 1991-92.

THE GREAT DANE

Mikkel Boedker jumped out to a hot start with 5 goals in the season's first 3 games. The 25-year-old winger registered a career-high 3-1-4 and his 1st career hat trick vs. EDM, Oct. 15. Boedker also tied his career-long goal streak of 3 games (Jan. 4-9, 2014). He became just the 3rd player in WPG/ARI franchise history to score a goal in each of the first 3 games of a season and the first to do so since Keith Tkachuk in 1995. Boedker also scored more goals than any other player in team history through a season's first 3 games.

MOST GOALS IN FIRST 3 GAMES OF A SEASON (Franchise History)

Mikkel Boedker	5 goals: 10/09/2014	- 10/15/2014
Mike Gartner	4 goals: 10/05/1996	- 10/10/1996
Igor Korolev	4 goals: 10/07/1995	- 10/11/1995
Scott Arniel	4 goals: 10/14/1984	- 10/19/1984
Morris Lukowich	4 goals: 10/10/1980	- 10/17/1980

PLAYERS WITH A GOAL IN FIRST 3 GAMES OF A SEASON (Franchise History)

Mikkel Boedker	10/09/2014	- 10/15/2014
Keith Tkachuk	01/20/1995	- 01/23/1995
Scott Arniel	10/14/1984	- 10/19/1984

HANZAL'S HATTIE

Martin Hanzal recorded his 2nd career hat trick (3-0-3) at VAN on Nov. 14. His 1st hat trick came on Dec. 4, 2008 vs. TOR. Hanzal scored 2 goals in 9 seconds during the 2nd period to complete the natural hat trick. According to Elias, Hanzal is the 6th player in Coyotes history to score a natural hat trick and the 1st since Radim Vrbata on Oct. 3, 2013.

SHOTS FIRED

The Coyotes established a new franchise record for shots in a period with 27 in the 2nd period vs. EDM on Dec. 16. ARI's previous record was 25 in the 2nd period vs. CGY on Feb. 5, 1982.

TEAM EFFORT

42 different players appeared in at least 1 game for the Coyotes during 2014-15. This was tied as the 3rd-most players used in a season in WPG/ARI history. The franchise record for players used in a season is 46 (1991).

LEADER OF THE PACK

Dave Tippett is the longest tenured and winningest coach in Coyotes franchise history with an overall record of 217-176-65 (499 points) in 458 regular season games. His .545 points percentage is the highest of any head coach in team history. Tippett became the 30th coach in NHL history to coach in 900 games when he coached in his 900th contest as an NHL head coach on Dec. 20 at LAK. Tippett coached in his 400th game with the Coyotes vs. CGY on Nov. 29 and earned his 200th victory as ARI head coach with the team's 5-0 win at VAN on Nov. 14.

HEAD COACHING WINS SINCE 2002-03 SEASON

Mike Babcock, ANA-DET: 527
 Joel Quenneville, STL-COL-CHI: 517
Dave Tippett, DAL-ARI: 488
 Barry Trotz, NSH-WSH: 484
 Claude Julien, MTL-NJD-BOS: 470
 (Active Head Coaches)

WINNINGEST COACHES IN FRANCHISE HISTORY

Dave Tippett – 217-176-65 in 458 games
 Bob Francis – 165-144-60-21 in 390 games
 Wayne Gretzky – 143-161-24 in 328 games

MALONEY BECOMES WINNINGEST GM IN TEAM HISTORY

General Manager Don Maloney earned his 279th win with the franchise to surpass John Ferguson (278) and move into sole possession of 1st place on the franchise's all-time general manager's wins list.

Don Maloney: 291-252-79 in 622 games
 John Ferguson: 278-366-98 in 742 games
 Mike Smith: 169-204-57 in 430 games



AMERICAN HOCKEY LEAGUE (AHL) REGULAR SEASON

Skater	Team	Pos.	GP	G	A	PTS	+ / -	PIM	Draft
BOLDUC, Alex	Portland	C/W	62	23	29	52	14	106	2003 (4/127) STL
SHINNIMIN, Brendan	Portland	C	64	22	25	47	-1	80	Not drafted
MARTINOOK, Jordan	Portland	C	62	15	28	43	9	41	2012 (2/58)
SAMUELSSON, Henrik	Portland	RW	68	18	22	40	10	56	2012 (1/27)
REESE, Dylan	Portland	D	72	10	30	40	12	42	2003 (7/209) NYR
HODGMAN, Justin	Portland	C	62	11	24	35	-11	55	Not drafted
LESSIO, Lucas	Portland	LW	49	15	16	31	-9	26	2011 (2/56)
SELLECK, Eric	Portland	LW	74	8	15	23	1	185	Not drafted
SZWARZ, Jordan	Portland	RW	45	9	13	22	3	65	2009 (4/97)
GAUDET, Tyler	Portland	C	71	8	12	20	-5	22	Not drafted
SAMUELSSON, Philip	Portland	D	51	5	15	20	8	31	2009 (2/61) PIT
DZIURZYNSKI, Darian	Portland	LW	68	15	3	18	-1	51	2011 (5/141)
OBERG, Evan	Portland	D	48	7	11	18	-7	47	Not drafted
HANLEY, Joel	Portland	D	63	2	15	17	7	34	Not drafted
WATHIER, Francis	Portland	LW	68	5	9	14	-1	53	2003 (6/185) DAL
TRIVINO, Corey*	Portland	C	39	3	11	14	2	4	2008 (2/36) NYI
CAMPBELL, Andrew*	Portland	D	40	3	9	12	1	30	2008 (3/74) LAK
MCNEILL, Patrick	Portland	D	23	1	11	12	-6	8	2005 (4/118) WSH
GORMLEY, Brandon	Portland	D	23	3	7	10	0	18	2010 (1/13)
MILLER, Greg	Portland	C	35	3	7	10	1	10	Not drafted
LANE, Phil	Portland	RW	53	3	7	10	-7	39	2010 (2/52)
SOUTHORN, Jordon	Portland	D	26	3	6	9	8	8	2008 (4/104) BUF
CAREY, Greg	Portland	C/W	29	2	4	6	-1	18	Not drafted
HACHE, Justin	Portland	D	60	0	6	6	-3	18	2012 (7/208)
RIEDER, Tobias*	Portland	RW	9	4	1	5	2	0	2011 (4/114) EDM
MCKENNA, Mike	Portland	G	52	0	5	5	0	6	2002 (6/172) NSH
SCHLEMKO, David *	Portland	D	2	1	3	4	2	0	Not drafted
LOUIS, Mark*	Portland	D	34	0	3	3	6	77	Not drafted
DVORAK, Christian	Portland	C	2	1	1	2	2	4	2014 (2/58)
DAUPHIN, Laurent	Portland	C	4	1	0	1	0	2	2013 (2/39)
SUMMERS, Chris*	Portland	D	8	0	1	1	-5	6	2006 (1/29)
DAHLBECK, Klas	Portland	D	3	0	1	1	-3	0	2011 (3/79) CHI
KASSIAN, Matt *	Portland	LW	2	0	0	0	-1	0	2005 (2/57) MIN
LEE, Mike*	Portland	G	2	0	0	0	0	0	2009 (3/91)
STEVENSON, Dyson *	Portland	RW	2	0	0	0	0	2	Not drafted
MANNINO, Peter *	Portland	G	3	0	0	0	0	0	Not drafted
BISSONNETTE, Paul *	Portland	LW	8	0	0	0	-1	0	2003 (4/121) PIT
MELINDY, James	Portland	D	9	0	0	0	-5	6	2012 (3/88)
O'DONOGHUE, Dan	Portland	C	16	0	0	0	-3	2	Not drafted
DOMINGUE, Louis	Portland	G	20	0	0	0	0	2	2010 (5/138)
LASHOFF, Matt	Portland	D	14	0	0	0	5	17	2005 (1/22) BOS
LEGGIO, David	Portland	G	5	0	0	0	0	0	Not drafted

*Not on Active Roster

Goaltender	Team	GP	GAA	SV%	Record	SO	GA	MIN	Draft
MCKENNA, Mike	Portland	52	2.24	.926	27-18-6	7	111	2979:16	2002 (6/172) NSH
DOMINGUE, Louis	Portland	20	2.68	.908	11-6-2	0	50	1121:13	2010 (5/138)
LEGGIO, David	Portland	5	2.41	.908	1-2-1	0	11	274:19	Not drafted
MANNINO, Peter *	Portland	3	2.34	.919	0-1-0	0	5	128:22	Not drafted
LEE, Mike*	Portland	2	3.41	.848	0-1-0	0	5	87:53	2009 (3/91)



AMERICAN HOCKEY LEAGUE (AHL) PLAYOFFS

Skater	Team	Pos.	GP	G	A	PTS	+ / -	PIM	Draft
SHINNIMIN, Brendan	Portland	C	5	2	4	6	-1	8	Not drafted
SAMUELSSON, Henrik	Portland	RW	5	2	3	5	-5	13	2012 (1/27)
GORMLEY, Brandon	Portland	D	5	1	4	5	-3	2	2010 (1/13)
WATHIER, Francis	Portland	C	5	3	0	3	0	4	2003 (6/185) DAL
SAMUELSSON, Philip	Portland	D	5	1	2	3	1	4	2009 (2/61) PIT
SZWARZ, Jordan	Portland	RW	5	1	2	3	-1	8	2009 (4/97)
LESSIO, Lucas	Portland	LW	5	0	3	3	-3	0	2011 (2/56)
GAUDET, Tyler	Portland	C	4	1	1	2	1	0	Not drafted
LANE, Phil	Portland	RW	5	1	1	2	1	2	2010 (2/52)
MCNEILL, Patrick	Portland	D	5	1	1	2	-2	0	2005 (4/118) WSH
SELLECK, Eric	Portland	LW	5	1	1	2	-1	8	Not drafted
DAUPHIN, Laurent	Portland	C	5	0	2	2	-1	0	2013 (2/39)
REESE, Dylan	Portland	D	5	0	2	2	-5	2	2003 (7/209) NYR
PERLINI, Brendan	Portland	LW	4	1	0	1	-1	0	2014 (1/12)
DAHLBECK, Klas	Portland	D	5	0	1	1	-2	4	2011 (3/79) CHI
DVORAK, Christian	Portland	C	5	0	1	1	-4	0	2014 (2/58)
HANLEY, Joel	Portland	D	5	0	1	1	0	0	Not drafted
BOLDUC, Alex	Portland	C	2	0	0	0	-2	0	2003 (4/127) STL
DZIURZYNSKI, Darian	Portland	LW	2	0	0	0	0	2	2011 (5/141)
MCKENNA, Mike	Portland	G	2	0	0	0	0	0	2002 (6/172) NSH
MILLER, Greg	Portland	C	3	0	0	0	0	0	Not drafted
DOMINGUE, Louis	Portland	G	5	0	0	0	0	2	2010 (5/138)
Goaltender	Team	GP	GAA	SV%	Record	SO	GA	MIN	Draft
DOMINGUE, Louis	Portland	5	2.37	.925	2-2-0	1	10	253:26	2010 (5/138)
MCKENNA, Mike	Portland	2	8.89	.647	0-1-0	0	6	40:30	2002 (6/172) NSH

ECHL REGULAR SEASON

Skater	Team	Pos.	GP	G	A	PTS	+ / -	PIM	Draft
CAREY, Greg	Gwinnett	C/W	30	15	12	27	1	6	Not drafted
STEVENSON, Dyson*	Gwinnett	RW	46	8	8	16	-15	104	Not drafted
SOUTHORN, Jordon *	Gwinnett	D	8	2	7	9	3	8	2008 (4/104) BUF
MELINDY, James	Gwinnett	D	47	2	7	9	-21	69	2012 (3/88)
O'DONOGHUE, Dan	Gwinnett	LW	23	4	4	8	-9	19	Not drafted
HANLEY, Joel *	Gwinnett	D	3	1	0	1	2	0	Not drafted
Goaltender	Team	GP	GAA	SV%	Record	SO	GA	MIN	Draft
LEE, Mike	Gwinnett	17	3.54	.895	4-11-2	0	59	999	2009 (3/91)
DOMINGUE, Louis*	Gwinnett	2	1.01	.958	1-1-0	1	2	119	2010 (5/138)

CANADIAN HOCKEY LEAGUE (CHL) REGULAR SEASON

Skater	Team	Pos.	GP	G	A	PTS	+ / -	PIM	Draft
DVORAK, Christian	London (OHL)	C	66	41	68	109	33	24	2014 (2/58)
DOMI, Max	London (OHL)	LW	57	32	70	102	24	66	2013 (1/12)
DAUPHIN, Laurent	Chicoutimi (QMJHL)	C	56	31	44	75	0	74	2013 (2/39)
BUNTING, Michael	Sault Ste. Marie (OHL)	LW	57	37	37	74	44	39	2014 (4/117)
MACINNIS, Ryan	Kitchener (OHL)	C	67	25	37	62	-8	28	2014 (2/43)
PERLINI, Brendan	Niagara (OHL)	LW	43	26	34	60	15	22	2014 (1/12)
MAYO, Dysin	Edmonton (WHL)	D	72	14	37	51	14	75	2014 (5/133)
LAPLANTE, Pavel	Victoriaville (QMJHL)	LW	20	13	12	25	3	35	2013 (3/62)
	Gatineau (QMJHL)	LW	30	9	8	17	-2	33	2013 (3/62)
DUCLAIR, Anthony	Quebec (QMJHL)	LW	26	15	19	34	3	24	2013 (3/80) NYR
KULDA, Edgars	Edmonton (WHL)	LW	47	13	17	30	-8	35	2014 (7/193)
Goaltender	Team	GP	GAA	SV%	Record	SO	GA	MIN	Draft
LANGHAMER, Marek	Medicine Hat (WHL)	50	2.81	.902	30-16-3	2	136	2904	2012 (7/184)
BURKE, Brendan	Portland (WHL)	19	3.63	.888	7-8-3	0	59	976	2013 (6/163)
	Calgary (WHL)	19	2.38	.918	13-3-1	1	42	1059	2013 (6/163)

CANADIAN HOCKEY LEAGUE (CHL) PLAYOFFS

Skater	Team	Pos.	GP	G	A	PTS	+ / -	PIM	Draft
DUCLAIR, Anthony	Quebec (QMJHL)	LW	22	8	18	26	17	18	2013 (3/80) NYR
BUNTING, Michael	Sault Ste. Marie (OHL)	LW	14	9	5	14	4	10	2014 (4/117)
DVORAK, Christian	London (OHL)	C	10	5	8	13	-2	0	2014 (2/58)
PERLINI, Brendan	Niagara (OHL)	LW	11	7	5	12	1	7	2014 (1/12)
DOMI, Max	London (OHL)	LW	9	5	4	9	0	16	2013 (1/12)
DAUPHIN, Laurent	Chicoutimi (QMJHL)	C	5	5	3	8	-1	12	2013 (2/39)
MACINNIS, Ryan	Kitchener (OHL)	C	6	3	5	8	-6	6	2014 (2/43)
KULDA, Edgars	Edmonton (WHL)	LW	5	0	2	2	0	4	2014 (7/193)
MAYO, Dysin	Edmonton (WHL)	D	5	0	2	2	-4	2	2014 (5/133)
LAPLANTE, Pavel	Gatineau (QMJHL)	LW	11	1	0	1	-1	12	2013 (3/62)
Goaltender	Team	GP	GAA	SV%	Record	SO	GA	MIN	Draft
LANGHAMER, Marek	Medicine Hat (WHL)	10	2.28	.924	5-3-2	1	25	657	2012 (7/184)
BURKE, Brendan	Calgary (WHL)	11	4.13	.875	3-3-2	0	34	494	2013 (6/163)

**MEMORIAL CUP**

Skater	Team	Pos.	GP	G	A	PTS	+ / -	PIM	Draft
DUCLAIR, Anthony	Quebec (QMJHL)	LW	5	2	2	4	4	6	2013 (3/80) NYR

USHL

Skater	Team	Pos.	GP	G	A	PTS	+ / -	PIM	Draft
LETUNOV, Maxim	Youngstown	C	58	25	39	64	7	18	2014 (2/52) STL

USHL PLAYOFFS

Skater	Team	Pos.	GP	G	A	PTS	+ / -	PIM	Draft
LETUNOV, Maxim	Youngstown	C	4	0	1	1	-1	0	2014 (2/52) STL

NATIONAL COLLEGIATE ATHLETIC ASSOCIATION (NCAA)

Skater	Team	Pos.	GP	G	A	PTS	+ / -	PIM	Draft
LARRAZA, Zac	Denver (NCHC)	LW	33	10	10	20	-	41	2011 (7/196)
CLIFTON, Connor	Quinnipiac (ECAC)	D	35	5	4	9	-	91	2013 (5/133)
SOLEWAY, Jedd	Wisconsin (Big Ten)	C	34	0	7	7	-	28	2013 (7/193)
HOLLAND, Rhett	Michigan State (Big Ten)	D	31	0	4	4	-	49	2012 (4/102)
FEJES, Hunter	Colorado College (NCHC)	LW	26	0	1	1	-	29	2012 (6/178)

NCAA TOURNAMENT

Skater	Team	Pos.	GP	G	A	PTS	+ / -	PIM	Draft
CLIFTON, Connor	Quinnipiac (ECAC)	D	1	0	0	0	-1	15	2013 (5/133)
LARRAZA, Zac	Denver (NCHC)	LW	1	0	0	0	0	2	2011 (7/196)

KONTINENTAL HOCKEY LEAGUE (KHL) REGULAR SEASON

Skater	Team	Pos.	GP	G	A	PTS	+ / -	PIM	Draft
TIKHONOV, Viktor	SKA St. Petersburg	C/RW	49	8	16	24	0	29	2008 (1/28)
GONCHAROV, Maxim	Avangard	D	15	1	1	2	0	16	2007 (5/123)

KONTINENTAL HOCKEY LEAGUE (KHL) PLAYOFFS

Skater	Team	Pos.	GP	G	A	PTS	+ / -	PIM	Draft
TIKHONOV, Viktor	SKA St. Petersburg	C/RW	15	1	1	2	-2	4	2008 (1/28)
GONCHAROV, Maxim	Avangard	D	12	0	1	1	-5	29	2007 (5/123)

SWEDISH LEAGUES REGULAR SEASON

Skater	Team	Pos.	GP	G	A	PTS	+ / -	PIM	Draft
KARLSSON, Anton	Frolunda (J20)	RW	16	6	9	15	2	4	2014 (3/87)
KARLSSON, Anton	Skelleftea J20 (Super Elit)	RW	16	8	6	14	1	37	2014 (3/87)
KARLSSON, Anton	Sweden (U20)	RW	11	4	2	6	0	10	2014 (3/87)
KARLSSON, Anton	Skelleftea (SHL)	RW	6	0	1	1	1	0	2014 (3/87)
KARLSSON, Anton	Frolunda (SHL)	RW	9	0	1	1	-2	2	2014 (3/87)
WESTLUND, David	Brynas (J20)	D	12	4	4	8	5	41	2014 (6/163)
WESTLUND, David	Brynas (SHL)	D	53	0	2	2	-12	8	2014 (6/163)

SWEDISH LEAGUES PLAYOFFS

Skater	Team	Pos.	GP	G	A	PTS	+ / -	PIM	Draft
KARLSSON, Anton	Frolunda (J20)	RW	8	3	7	10	5	6	2014 (3/87)
WESTLUND, David	Brynas (J20)	D	3	1	3	4	0	4	2014 (6/163)
WESTLUND, David	Brynas (SHL)	D	3	0	0	0	-2	0	2014 (6/163)

WORLD JUNIORS

Skater	Team	Pos.	GP	G	A	PTS	+ / -	PIM	Draft
DOMI, Max	Canada	LW	7	5	5	10	10	4	2013 (1/12)
DUCLAIR, Anthony	Canada	LW	7	4	4	8	11	16	2013 (3/80) NYR
KARLSSON, Anton	Sweden	RW	7	0	2	2	1	6	2014 (3/87)

WORLD CHAMPIONSHIPS

Skater	Team	Pos.	GP	G	A	PTS	+ / -	PIM	Draft
EKMEN-LARSSON, Oliver	Sweden	D	8	2	10	12	4	6	2009 (1/6)
ERAT, Martin	Czech Republic	F	10	1	3	4	-3	6	1999 (7/191) NSH
RIEDER, Tobias	Germany	F	7	0	3	3	1	0	2011 (4/114)
ARCOBELLO, Mark	USA	F	10	1	2	3	-2	0	Not drafted
MOORE, John	USA	D	9	0	1	1	0	4	2009 (1/21) CBJ
MURPHY, Connor	USA	D	10	0	0	0	-2	0	2011 (1/20)

Goaltender	Team	GP	GAA	SV%	SO	GA	MIN	Draft
SMITH, Mike	Canada	8	1.50	.930	2	12	480	2001 (5/161) DAL



WESTERN CONFERENCE

CENTRAL DIVISION

TEAM	OVERALL	HOME	ROAD
Chicago Blackhawks	1-2-0	0-1-0	1-1-0
Colorado Avalanche	0-2-1	0-1-1	0-1-0
Dallas Stars	0-3-0	0-1-0	0-2-0
Minnesota Wild	0-2-1	0-0-1	0-2-0
Nashville Predators	0-1-2	0-1-1	0-0-1
St. Louis Blues	0-3-0	0-2-0	0-1-0
Winnipeg Jets	1-1-1	1-1-0	0-0-1
Overall	2-14-5	1-7-3	1-7-2

PACIFIC DIVISION

TEAM	OVERALL	HOME	ROAD
Anaheim Ducks	2-3-0	1-2-0	1-1-0
Calgary Flames	0-5-0	0-2-0	0-3-0
Edmonton Oilers	5-0-0	2-0-0	3-0-0
Los Angeles Kings	1-3-0	1-1-0	0-2-0
San Jose Sharks	2-3-0	1-2-0	1-1-0
Vancouver Canucks	2-3-0	1-1-0	1-2-0
Overall	12-17-0	6-8-0	6-9-0

VS. WESTERN CONFERENCE **14-31-5** **7-15-3** **7-16-2**



EASTERN CONFERENCE

ATLANTIC DIVISION

TEAM	OVERALL	HOME	ROAD
Boston Bruins	0-2-0	0-1-0	0-1-0
Buffalo Sabres	1-1-0	0-1-0	1-0-0
Detroit Red Wings	1-1-0	0-1-0	1-0-0
Florida Panthers	1-1-0	1-0-0	0-1-0
Montreal Canadiens	1-1-0	0-1-0	1-0-0
Ottawa Senators	0-2-0	0-1-0	0-1-0
Tampa Bay Lightning	0-2-0	0-1-0	0-1-0
Toronto Maple Leafs	2-0-0	1-0-0	1-0-0
Overall	6-10-0	2-6-0	4-4-0

METROPOLITAN DIVISION

TEAM	OVERALL	HOME	ROAD
Carolina Hurricanes	0-1-1	0-0-1	0-1-0
Columbus Blue Jackets	2-0-0	1-0-0	1-0-0
New Jersey Devils	0-2-0	0-1-0	0-1-0
New York Islanders	0-2-0	0-1-0	0-1-0
New York Rangers	0-2-0	0-1-0	0-1-0
Philadelphia Flyers	1-0-1	1-0-0	0-0-1
Pittsburgh Penguins	0-2-0	0-1-0	0-1-0
Washington Capitals	1-0-1	0-0-1	1-0-0
Overall	4-9-3	2-4-2	2-5-1

VS. EASTERN CONFERENCE **10-19-3** **4-10-2** **6-9-1**



ANAHEIM DUCKS

2014-15 SEASON SERIES - Won: 2 Lost: 3 OT: 0

LAST TIME VS THE DUCKS...

Last Home Win: December 27, 2014 (2-1 SO)

Last Home Loss: April 11, 2015 (2-1)

Last Home Tie: February 23, 2004 (1-1)

Last Road Win: November 7, 2014 (3-2 SO)

Last Road Loss: November 23, 2014 (2-1)

Last Road Tie: November 27, 2002 (2-2)

AT ARIZONA	COYOTES	DUCKS	ATTEND	GOALTENDERS	W. GOAL
Apr 11 '15	Coyotes 1	Ducks 2	15,733	Mike Smith vs Frederik Andersen	Jakob Silfverberg
Mar 03 '15	Coyotes 1	Ducks 4	11,387	Mike Smith vs Frederik Andersen	Andrew Cogliano
Dec 27 '14 **	Coyotes 2	Ducks 1	13,656	Devan Dubnyk vs Frederik Andersen	Shane Doan

AT ANAHEIM	COYOTES	DUCKS	ATTEND	GOALTENDERS	W. GOAL
Nov 23 '14	Coyotes 1	Ducks 2	15,928	Mike Smith vs Frederik Andersen	Patrick Maroon
Nov 07 '14 **	Coyotes 3	Ducks 2	16,235	Mike Smith vs Frederik Andersen	Mikkel Boedker

* - Overtime ** - Shootout

INDIVIDUAL SCORING

COYOTES														DUCKS													
Player	GP	G	A	P	+/-	PIM	PP	SH	GW	GT	EN	S	S%	Player	GP	G	A	P	+/-	PIM	PP	SH	GW	GT	EN	S	S%
Martin Erat	5	0	4	4	1	0	0	0	0	0	0	5	0.0	Jakob Silfverberg	5	2	3	5	4	0	0	0	1	0	0	18	11.1
Sam Gagner	5	1	2	3	-3	4	0	0	0	0	0	9	11.1	Ryan Getzlaf	5	2	2	4	0	11	1	0	0	0	0	13	15.4
Zbynek Michalek	3	1	1	2	1	0	0	0	0	0	0	4	25.0	Ryan Kesler	5	1	3	4	3	0	0	1	0	0	0	17	5.9
Keith Yandle	3	1	1	2	1	0	0	0	0	0	0	7	14.3	Andrew Cogliano	5	2	1	3	0	0	0	1	1	0	1	8	25.0
Shane Doan	5	1	0	1	-3	5	0	0	0	0	0	13	7.7	Patrick Maroon	4	1	1	2	1	0	0	0	1	0	0	7	14.3
Tobias Rieder	5	1	0	1	-3	0	0	0	0	0	0	9	11.1	Sami Vatanen	4	0	2	2	4	0	0	0	0	0	0	13	0.0
Rob Klinkhammer	1	1	0	1	1	0	0	0	0	0	0	3	33.3	Devante Smith-Pelly	3	0	2	2	0	2	0	0	0	0	0	6	0.0
David Moss	3	0	1	1	0	0	0	0	0	0	0	3	0.0	Tomas Fleischmann	2	0	2	2	2	2	0	0	0	0	0	5	0.0
Antoine Vermette	3	0	1	1	0	2	0	0	0	0	0	1	0.0	Matt Beleskey	4	1	0	1	-2	0	0	0	0	0	0	13	7.7
Mark Arcobello	2	0	1	1	0	0	0	0	0	0	0	6	0.0	Kyle Palmieri	3	1	0	1	2	0	0	0	0	0	0	5	20.0
Martin Hanzal	2	0	1	1	1	0	0	0	0	0	0	3	0.0	Rene Bourque	2	1	0	1	1	0	0	0	0	0	0	6	16.7
Oliver Ekman-Larsson	5	0	0	0	-3	0	0	0	0	0	0	13	0.0	Francois Beauchemin	5	0	1	1	-1	2	0	0	0	0	0	8	0.0
Connor Murphy	5	0	0	0	0	10	0	0	0	0	0	2	0.0	Cam Fowler	5	0	1	1	1	0	0	0	0	0	0	5	0.0
Michael Stone	5	0	0	0	-2	0	0	0	0	0	0	13	0.0	Nate Thompson	5	0	1	1	0	4	0	0	0	0	0	7	0.0
Joe Vitale	5	0	0	0	-2	0	0	0	0	0	0	4	0.0	Corey Perry	3	0	1	1	0	4	0	0	0	0	0	7	0.0
Kyle Chipchura	4	0	0	0	0	0	0	0	0	0	0	4	0.0	Simon Despres	1	0	1	1	3	0	0	0	0	0	0	2	0.0
B.J. Crombeen	4	0	0	0	-2	4	0	0	0	0	0	3	0.0	Hampus Lindholm	5	0	0	0	-1	2	0	0	0	0	0	7	0.0
Lauri Korpikoski	4	0	0	0	-1	0	0	0	0	0	0	3	0.0	Rickard Rakell	5	0	0	0	0	0	0	0	0	0	0	6	0.0
Mikkel Boedker	3	0	0	0	0	0	0	0	0	0	0	5	0.0	Emerson Etem	4	0	0	0	0	0	0	0	0	0	0	9	0.0
Brandon McMillan	3	0	0	0	-1	0	0	0	0	0	0	4	0.0	Clayton Stoner	4	0	0	0	1	0	0	0	0	0	0	5	0.0
Andrew Campbell	2	0	0	0	-1	0	0	0	0	0	0	3	0.0	Tim Jackman	2	0	0	0	0	2	0	0	0	0	0	2	0.0
Craig Cunningham	2	0	0	0	0	0	0	0	0	0	0	2	0.0	Josh Manson	2	0	0	0	-1	0	0	0	0	0	0	0	0.0
Klas Dahlbeck	2	0	0	0	-1	2	0	0	0	0	0	2	0.0	Bryan Allen	1	0	0	0	1	0	0	0	0	0	0	0	0.0
Brandon Gormley	2	0	0	0	0	0	0	0	0	0	0	1	0.0	Mat Clark	1	0	0	0	1	2	0	0	0	0	0	0	0.0
Tye McGinn	2	0	0	0	-1	0	0	0	0	0	0	5	0.0	Dany Heatley	1	0	0	0	-1	0	0	0	0	0	0	1	0.0
John Moore	2	0	0	0	-2	0	0	0	0	0	0	3	0.0	William Karlsson	1	0	0	0	0	0	0	0	0	0	0	0	0.0
Lucas Lessio	1	0	0	0	0	2	0	0	0	0	0	2	0.0	Ben Lovejoy	1	0	0	0	-1	0	0	0	0	0	0	3	0.0
David Schlemko	1	0	0	0	-1	0	0	0	0	0	0	1	0.0	Jiri Sekac	1	0	0	0	0	0	0	0	0	0	0	4	0.0
Jordan Szwarz	1	0	0	0	0	0	0	0	0	0	0	2	0.0	James Wisniewski	1	0	0	0	1	0	0	0	0	0	0	1	0.0

POWER PLAY: 0-12 0.0% / PENALTY KILL: 9-10 90.0%

POWER PLAY: 1-10 10% / PENALTY KILL: 12-12 100%

GOALTENDING

COYOTES										DUCKS									
Goalie	GP	Min	W-L-OT	SO	GA	SA	SV	GAA	SV%	Goalie	GP	Min	W-L-OT	SO	GA	SA	SV	GAA	SV%
DEVAN DUBNYK	1	65	1-0-0	0	1	36	35	0.93	.972	FREDERIK ANDERSEN	5	309	3-0-2	0	6	135	129	1.16	.956
MIKE SMITH	4	243	1-3-0	0	9	141	132	2.22	.936										

GOALS BY PERIOD

COYOTES						DUCKS					
1	2	3	OT	TOT		1	2	3	OT	TOT	
1	3	2	0	6		5	4	2	0	11	

SHOTS BY PERIOD

COYOTES						DUCKS					
1	2	3	OT	TOT		1	2	3	OT	TOT	
35	46	50	4	135		60	62	52	4	178	

SEE RECORDS SECTION FOR "ALL TIME VS THE DUCKS" BREAKDOWN



BOSTON BRUINS

2014-15 SEASON SERIES - Won: 0 Lost: 2 OT: 0

AT ARIZONA	COYOTES	BRUINS	ATTEND	GOALTENDERS	W. GOAL
Dec 06 '14	Coyotes 2	Bruins 5	13,114	Mike Smith, vs Tuukka Rask Devan Dubnyk	Simon Gagne

AT BOSTON	COYOTES	BRUINS	ATTEND	GOALTENDERS	W. GOAL
Feb 28 '15	Coyotes 1	Bruins 4	17,565	Mike Smith, vs Tuukka Rask Louis Domingue	Brad Marchand

* - Overtime ** - Shootout



LAST TIME VS THE BRUINS...

Last Home Win: October 19, 2009 (4-1)
 Last Home Loss: December 6, 2014 (5-2)
 Last Home Tie: October 16, 2001 (1-1)
 Last Road Win: *October 9, 2010 (5-2)
 Last Road Loss: February 28, 2015 (4-1)
 Last Road Tie: November 30, 2003 (3-3)

INDIVIDUAL SCORING

COYOTES

Player	GP	G	A	P	+/-	PIM	PP	SH	GW	GT	EN	S	S%
Shane Doan	2	0	2	2	-1	2	0	0	0	0	0	5	0.0
Keith Yandle	2	0	2	2	-1	0	0	0	0	0	0	4	0.0
Martin Erat	2	1	0	1	0	0	0	0	0	0	0	2	50.0
Joe Vitale	2	1	0	1	0	0	0	0	0	0	0	2	50.0
Mikkel Boedker	1	1	0	1	-1	0	1	0	0	0	0	4	25.0
Michael Stone	2	0	1	1	-1	0	0	0	0	0	0	5	0.0
Antoine Vermette	2	0	1	1	-2	0	0	0	0	0	0	3	0.0
Andrew Campbell	2	0	0	0	-1	0	0	0	0	0	0	1	0.0
Oliver Ekman-Larsson	2	0	0	0	-1	0	0	0	0	0	0	4	0.0
Sam Gagner	2	0	0	0	-2	0	0	0	0	0	0	4	0.0
Lauri Korpikoski	2	0	0	0	-3	2	0	0	0	0	0	4	0.0
Connor Murphy	2	0	0	0	-3	0	0	0	0	0	0	4	0.0
Tobias Rieder	2	0	0	0	0	0	0	0	0	0	0	5	0.0
Mark Arcobello	1	0	0	0	0	0	0	0	0	0	0	1	0.0
Kyle Chipchura	1	0	0	0	0	4	0	0	0	0	0	1	0.0
B.J. Crombeen	1	0	0	0	0	0	0	0	0	0	0	0	0.0
Brandon Gormley	1	0	0	0	-2	0	0	0	0	0	0	2	0.0
Martin Hanzal	1	0	0	0	-1	2	0	0	0	0	0	0	0.0
Lucas Lessio	1	0	0	0	-3	0	0	0	0	0	0	2	0.0
Jordan Martinook	1	0	0	0	1	0	0	0	0	0	0	2	0.0
Brandon McMillan	1	0	0	0	-1	0	0	0	0	0	0	0	0.0
Zbynek Michalek	1	0	0	0	-1	2	0	0	0	0	0	0	0.0
David Moss	1	0	0	0	0	0	0	0	0	0	0	1	0.0
Henrik Samuelsson	1	0	0	0	-2	2	0	0	0	0	0	2	0.0

POWER PLAY: 1-5 20.0% / PENALTY KILL: 5-7 71.4%

BRUINS

Player	GP	G	A	P	+/-	PIM	PP	SH	GW	GT	EN	S	S%
Brad Marchand	2	3	1	4	4	2	0	0	1	0	0	7	42.9
Reilly Smith	2	0	4	4	4	0	0	0	0	0	0	3	0.0
Patrice Bergeron	2	1	2	3	4	0	0	0	0	0	0	6	16.7
Milan Lucic	2	1	1	2	1	2	0	0	0	0	0	4	25.0
Zdeno Chara	1	1	1	2	2	0	1	0	0	0	0	3	33.3
Dougie Hamilton	2	0	2	2	4	2	0	0	0	0	0	7	0.0
Loui Eriksson	2	1	0	1	0	0	1	0	0	0	0	5	20.0
Simon Gagne	1	1	0	1	0	0	0	0	1	0	0	1	100.0
Kevan Miller	1	1	0	1	1	0	0	0	0	0	0	1	100.0
Torey Krug	2	0	1	1	0	0	0	0	0	0	0	10	0.0
Daniel Paille	2	0	1	1	0	0	0	0	0	0	0	4	0.0
David Pastrnak	1	0	1	1	0	0	0	0	0	0	0	2	0.0
Ryan Spooner	1	0	1	1	0	0	0	0	0	0	0	0	0.0
Chris Kelly	2	0	0	0	0	2	0	0	0	0	0	1	0.0
Dennis Seidenberg	2	0	0	0	1	0	0	0	0	0	0	0	0.0
Carl Soderberg	2	0	0	0	1	2	0	0	0	0	0	3	0.0
Matt Bartkowski	1	0	0	0	0	0	0	0	0	0	0	2	0.0
Gregory Campbell	1	0	0	0	0	0	0	0	0	0	0	1	0.0
Jordan Caron	1	0	0	0	0	0	0	0	0	0	0	0	0.0
Brian Ferlin	1	0	0	0	0	0	0	0	0	0	0	1	0.0
Matt Fraser	1	0	0	0	0	0	0	0	0	0	0	2	0.0
Seth Griffith	1	0	0	0	1	0	0	0	0	0	0	1	0.0
Adam McQuaid	1	0	0	0	0	0	0	0	0	0	0	1	0.0
Joe Morrow	1	0	0	0	2	0	0	0	0	0	0	0	0.0
Zach Trotman	1	0	0	0	0	0	0	0	0	0	0	2	0.0

POWER PLAY: 2-7 28.6% / PENALTY KILL: 4-5 80.0%

GOALTENDING

COYOTES

Goalie	GP	Min	W-L-OT	SO	GA	SA	SV	GAA	SV%
LOUIS DOMINGUE	1	28	0-0-0	0	0	14	14	0.00	1.000
DEVAN DUBNYK	1	35	0-1-0	0	4	24	20	6.90	.833
MIKE SMITH	2	57	0-1-0	0	5	29	24	5.26	.828

BRUINS

Goalie	GP	Min	W-L-OT	SO	GA	SA	SV	GAA	SV%
TUUKKA RASK	2	120	2-0-0	0	3	58	55	1.50	.948

GOALS BY PERIOD

COYOTES					BRUINS				
1	2	3	OT	TOT	1	2	3	OT	TOT
1	0	2	0	3	4	5	0	0	9

SHOTS BY PERIOD

COYOTES					BRUINS				
1	2	3	OT	TOT	1	2	3	OT	TOT
20	20	18	0	58	29	23	15	0	67

SEE RECORDS SECTION FOR "ALL TIME VS THE BRUINS" BREAKDOWN



BUFFALO SABRES

2014-15 SEASON SERIES - Won: 1 Lost: 1 OT: 0

AT ARIZONA	COYOTES	SABRES	ATTEND	GOALTENDERS	W. GOAL
Mar 30 '15	Coyotes 1	Sabres 4	13,612	Mike Smith vs Anders Lindback	Andrej Meszaros

AT BUFFALO	COYOTES	SABRES	ATTEND	GOALTENDERS	W. GOAL
Mar 26 '15 *	Coyotes 4	Sabres 3	19,070	Mike Smith vs Matt Hackett	Sam Gagner

* - Overtime ** - Shootout

LAST TIME VS THE SABRES...

Last Home Win: January 21, 2008 (6-2)
 Last Home Loss: March 30, 2015 (4-1)
 Last Home Tie: February 26, 1982 (4-4)
 Last Road Win: March 26, 2015 (4-3 OT)
 Last Road Loss: December 23, 2013 (2-1 OT)
 Last Road Tie: October 11, 1999 (2-2)

INDIVIDUAL SCORING

COYOTES														SABRES														
Player	GP	G	A	P	+/-	PIM	PP	SH	GW	GT	EN	S	S%	Player	GP	G	A	P	+/-	PIM	PP	SH	GW	GT	EN	S	S%	
Sam Gagner	2	1	2	3	0	0	1	0	1	0	0	4	25.0	Brian Gionta	2	2	2	4	1	0	1	1	0	0	1	13	15.4	
Oliver Ekman-Larsson	2	1	1	2	0	0	0	0	0	0	0	5	20.0	Andrej Meszaros	2	2	0	2	0	0	1	0	1	0	0	5	40.0	
David Moss	2	1	0	1	2	0	0	0	0	0	0	3	33.3	Rasmus Ristolainen	2	2	0	2	3	0	1	0	0	0	1	5	40.0	
Connor Murphy	2	1	0	1	0	4	0	0	0	0	0	2	50.0	Tyler Ennis	1	1	1	2	1	0	0	0	0	0	0	4	25.0	
Jordan Szwarz	2	1	0	1	-1	2	0	0	0	0	0	1	100.0	Matt Moulson	2	0	2	2	2	2	0	0	0	0	0	5	0.0	
Mark Arcobello	2	0	1	1	0	0	0	0	0	0	0	5	0.0	Andre Benoit	2	0	1	1	-2	0	0	0	0	0	0	0	0.0	
Kyle Chipchura	2	0	1	1	-1	0	0	0	0	0	0	6	0.0	Zac Dalpe	2	0	1	1	-1	0	0	0	0	0	0	5	0.0	
Craig Cunningham	2	0	1	1	0	0	0	0	0	0	0	2	0.0	Nicolas Deslauriers	2	0	1	1	0	0	0	0	0	0	0	3	0.0	
Klas Dahlbeck	2	0	1	1	1	0	0	0	0	0	0	3	0.0	Marcus Foligno	2	0	1	1	-1	0	0	0	0	0	0	3	0.0	
Martin Erat	2	0	1	1	1	0	0	0	0	0	0	3	0.0	Mikhail Grigorenko	2	0	1	1	-1	0	0	0	0	0	0	4	0.0	
John Moore	2	0	1	1	0	0	0	0	0	0	0	7	0.0	Johan Larsson	2	0	1	1	1	0	0	0	0	0	0	3	0.0	
B.J. Crombeen	2	0	0	0	0	2	0	0	0	0	0	2	0.0	Mike Weber	2	0	1	1	1	4	0	0	0	0	0	4	0.0	
Shane Doan	2	0	0	0	-1	0	0	0	0	0	0	8	0.0	Zach Bogosian	2	0	0	0	-1	2	0	0	0	0	0	8	0.0	
Tye McGinn	2	0	0	0	-1	4	0	0	0	0	0	3	0.0	Matt Ellis	2	0	0	0	-1	0	0	0	0	0	0	0	0.0	
Tobias Rieder	2	0	0	0	-1	0	0	0	0	0	0	7	0.0	Cody Hodgson	2	0	0	0	-1	0	0	0	0	0	0	4	0.0	
Michael Stone	2	0	0	0	-1	2	0	0	0	0	0	6	0.0	Patrick Kaleta	2	0	0	0	-1	0	0	0	0	0	0	1	0.0	
Joe Vitale	2	0	0	0	0	0	0	0	0	0	0	2	0.0	Philip Varone	2	0	0	0	0	0	0	0	0	0	0	0	1	0.0
Andrew Campbell	1	0	0	0	0	0	0	0	0	0	0	0	0.0	Nikita Zadorov	2	0	0	0	-1	4	0	0	0	0	0	1	0.0	
Brandon Gormley	1	0	0	0	0	0	0	0	0	0	0	2	0.0	Tim Schaller	1	0	0	0	0	0	0	0	0	0	0	2	0.0	

POWER PLAY: 1-7 14.3% / PENALTY KILL: 3-6 50.0%

POWER PLAY: 3-6 50.0% / PENALTY KILL: 6-7 85.7%

GOALTENDING

COYOTES										SABRES									
Goalie	GP	Min	W-L-OT	SO	GA	SA	SV	GAA	SV%	Goalie	GP	Min	W-L-OT	SO	GA	SA	SV	GAA	SV%
MIKE SMITH	2	120	1-1-0	0	5	69	64	2.51	.928	ANDERS LINDBACK	1	60	1-0-0	0	1	29	28	1.00	.966
										MATT HACKETT	1	60	0-0-1	0	4	42	38	3.99	.905

GOALS BY PERIOD

COYOTES					SABRES				
1	2	3	OT	TOT	1	2	3	OT	TOT
2	2	0	1	5	1	3	3	0	7

SHOTS BY PERIOD

COYOTES					SABRES				
1	2	3	OT	TOT	1	2	3	OT	TOT
21	27	22	1	71	23	29	19	0	71

SEE RECORDS SECTION FOR "ALL TIME VS THE SABRES" BREAKDOWN



CALGARY FLAMES

2014-15 SEASON SERIES - Won: 0 Lost: 5 OT: 0

AT ARIZONA	COYOTES	FLAMES	ATTEND	GOALTENDERS	W. GOAL
Jan 15 '15	Coyotes 1	Flames 4	12,982	Mike Smith vs Joni Ortio	David Jones
Nov 29 '14	Coyotes 0	Flames 3	13,530	Devan Dubnyk vs Karri Ramo	TJ Brodie

AT CALGARY	COYOTES	FLAMES	ATTEND	GOALTENDERS	W. GOAL
Apr 07 '15	Coyotes 2	Flames 3	19,289	Mike Smith vs Jonas Hiller	Sean Monahan
Dec 02 '14	Coyotes 2	Flames 5	18,837	Mike Smith vs Karri Ramo	Josh Jooris
Nov 13 '14	Coyotes 3	Flames 5	18,698	Mike Smith vs Jonas Hiller	Mark Giordano

* - Overtime ** - Shootout



LAST TIME VS THE FLAMES...

Last Home Win: March 15, 2014 (3-2)
 Last Home Loss: January 15, 2015 (4-1)
 Last Home Tie: February 2, 1999 (2-2)
 Last Road Win: February 23, 2012 (4-3 SO)
 Last Road Loss: April 7, 2015 (3-2)
 Last Road Tie: October 24, 2000 (2-2)

INDIVIDUAL SCORING

COYOTES

Player	GP	G	A	P	+/-	PIM	PP	SH	GW	GT	EN	S	S%
Oliver Ekman-Larsson	5	1	1	2	-1	2	0	0	0	0	0	12	8.3
Mikkel Boedker	4	1	1	2	-4	4	0	0	0	0	0	6	16.7
Shane Doan	4	1	1	2	-6	2	0	0	0	0	0	6	16.7
Antoine Vermette	4	1	1	2	-7	0	1	0	0	0	0	3	33.3
B.J. Crombeen	3	1	1	2	1	5	0	0	0	0	0	4	25.0
Craig Cunningham	1	1	1	2	2	0	0	0	0	0	0	3	33.3
Keith Yandle	4	0	2	2	-6	2	0	0	0	0	0	10	0.0
Kyle Chipchura	3	0	2	2	1	0	0	0	0	0	0	1	0.0
Sam Gagner	5	1	0	1	-4	2	0	0	0	0	0	16	6.2
Joe Vitale	5	1	0	1	0	2	0	0	0	0	0	9	11.1
Martin Erat	5	0	1	1	-1	4	0	0	0	0	0	4	0.0
Martin Hanzal	4	0	1	1	0	8	0	0	0	0	0	5	0.0
Zbynek Michalek	4	0	1	1	1	0	0	0	0	0	0	2	0.0
Brandon McMillan	3	0	1	1	0	0	0	0	0	0	0	6	0.0
Tobias Rieder	5	0	0	0	-6	2	0	0	0	0	0	14	0.0
Michael Stone	5	0	0	0	-6	0	0	0	0	0	0	3	0.0
Lauri Korpikoski	4	0	0	0	-3	2	0	0	0	0	0	4	0.0
Connor Murphy	4	0	0	0	-4	0	0	0	0	0	0	1	0.0
David Schlemko	3	0	0	0	-1	0	0	0	0	0	0	3	0.0
Rob Klinkhammer	2	0	0	0	1	0	0	0	0	0	0	1	0.0
David Moss	2	0	0	0	-1	0	0	0	0	0	0	5	0.0
Brendan Shinnimin	2	0	0	0	0	0	0	0	0	0	0	1	0.0
Mark Arcobello	1	0	0	0	-1	0	0	0	0	0	0	1	0.0
Andrew Campbell	1	0	0	0	0	0	0	0	0	0	0	1	0.0
Klas Dahlbeck	1	0	0	0	-1	0	0	0	0	0	0	1	0.0
Lucas Lessio	1	0	0	0	-1	0	0	0	0	0	0	2	0.0
Tye McGinn	1	0	0	0	-1	0	0	0	0	0	0	1	0.0
John Moore	1	0	0	0	-1	0	0	0	0	0	0	0	0.0
Phillip Samuelsson	1	0	0	0	0	0	0	0	0	0	0	2	0.0
Chris Summers	1	0	0	0	-1	0	0	0	0	0	0	2	0.0
Jordan Szwarz	1	0	0	0	0	0	0	0	0	0	0	1	0.0

POWER PLAY: 1-3 33.3% / PENALTY KILL: 12-15 80.0%

GOALTENDING

COYOTES

Goalie	GP	Min	W-L-OT	SO	GA	SA	SV	GAA	SV%
DEVAN DUBNYK	1	60	0-1-0	0	3	29	26	3.00	.897
MIKE SMITH	4	236	0-4-0	0	15	104	89	3.81	.856

GOALS BY PERIOD

COYOTES					FLAMES				
1	2	3	OT	TOT	1	2	3	OT	TOT
2	5	1	0	8	4	6	10	0	20

FLAMES

Player	GP	G	A	P	+/-	PIM	PP	SH	GW	GT	EN	S	S%
Jiri Hudler	5	1	6	7	6	0	1	0	0	0	0	14	7.1
Dennis Wideman	5	0	7	7	2	0	0	0	0	0	0	8	0.0
David Jones	5	4	2	6	7	0	0	0	1	0	0	9	44.4
Sean Monahan	5	4	2	6	9	0	0	0	1	0	1	14	28.6
Johnny Gaudreau	5	2	4	6	4	0	1	0	0	0	0	12	16.7
Mark Giordano	4	2	2	4	6	2	0	0	1	0	0	9	22.2
Josh Jooris	4	3	0	3	4	2	1	0	1	0	1	6	50.0
TJ Brodie	5	1	2	3	9	0	0	0	1	0	0	7	14.3
Kris Russell	5	0	3	3	6	0	0	0	0	0	0	5	0.0
Curtis Glencross	4	0	3	3	4	2	0	0	0	0	0	7	0.0
Paul Byron	4	2	0	2	-1	0	0	0	0	0	0	5	40.0
Lance Bouma	5	0	2	2	3	0	0	0	0	0	0	3	0.0
Sven Baertschi	3	0	2	2	1	0	0	0	0	0	0	2	0.0
Mikael Backlund	2	1	0	1	-1	0	0	0	0	0	0	5	20.0
Micheal Ferland	3	0	1	1	0	0	0	0	0	0	0	5	0.0
Matt Stajan	2	0	1	1	1	0	0	0	0	0	0	1	0.0
Deryk Engelland	5	0	0	0	-1	5	0	0	0	0	0	2	0.0
Markus Granlund	4	0	0	0	-4	0	0	0	0	0	0	4	0.0
Brandon Bollig	3	0	0	0	0	2	0	0	0	0	0	5	0.0
Joe Colborne	2	0	0	0	-2	0	0	0	0	0	0	4	0.0
Raphael Diaz	2	0	0	0	-1	0	0	0	0	0	0	1	0.0
Ladislav Smid	2	0	0	0	-1	0	0	0	0	0	0	2	0.0
Brian McGrattan	1	0	0	0	0	0	0	0	0	0	0	0	0.0
Corey Potter	1	0	0	0	0	0	0	0	0	0	0	0	0.0
Mason Raymond	1	0	0	0	-1	0	0	0	0	0	0	3	0.0
Max Reinhart	1	0	0	0	0	0	0	0	0	0	0	0	0.0
David Schlemko	1	0	0	0	-1	0	0	0	0	0	0	0	0.0
Drew Shore	1	0	0	0	0	0	0	0	0	0	0	2	0.0

POWER PLAY: 3-15 20.0% / PENALTY KILL: 2-3 66.7%

FLAMES

Goalie	GP	Min	W-L-OT	SO	GA	SA	SV	GAA	SV%
KARRI RAMO	2	120	2-0-0	1	2	55	53	1.00	.964
JONAS HILLER	2	120	2-0-0	0	5	47	42	2.50	.894
JONI ORTIO	1	60	1-0-0	0	1	28	27	1.00	.964

SHOTS BY PERIOD

COYOTES					FLAMES				
1	2	3	OT	TOT	1	2	3	OT	TOT
38	52	40	0	130	60	35	40	0	135

SEE RECORDS SECTION FOR "ALL TIME VS THE FLAMES" BREAKDOWN



CAROLINA HURRICANES

2014-15 SEASON SERIES - Won: 0 Lost: 1 OT: 1

AT ARIZONA	COYOTES	HURRICANES	ATTEND	GOALTENDERS	W. GOAL
Feb 05 '15 **	Coyotes 1	Hurricanes 2	12,649	Mike Smith vs Cam Ward	Elias Lindholm

AT CAROLINA	COYOTES	HURRICANES	ATTEND	GOALTENDERS	W. GOAL
Nov 01 '14	Coyotes 0	Hurricanes 3	10,870	Mike Smith vs Cam Ward	Elias Lindholm

* - Overtime ** - Shootout

LAST TIME VS THE HURRICANES...

Last Home Win: December 3, 2005 (8-4)
 Last Home Loss: February 5, 2015 (2-1 SO)
 Last Home Tie: March 15, 1999 (5-5)
 Last Road Win: October 13, 2013 (5-3)
 Last Road Loss: November 1, 2014 (3-0)
 Last Road Tie: December 5, 1997 (2-2)

INDIVIDUAL SCORING

COYOTES														HURRICANES													
Player	GP	G	A	P	+/-	PIM	PP	SH	GW	GT	EN	S	S%	Player	GP	G	A	P	+/-	PIM	PP	SH	GW	GT	EN	S	S%
David Moss	1	1	0	1	0	0	0	0	0	0	0	3	33.3	Elias Lindholm	2	2	0	2	2	0	0	0	1	0	0	7	28.6
Kyle Chipchura	2	0	1	1	0	4	0	0	0	0	0	0	0.0	Justin Faulk	2	0	2	2	1	2	0	0	0	0	0	8	0.0
Keith Yandle	2	0	1	1	0	0	0	0	0	0	0	2	0.0	Victor Rask	2	1	0	1	0	0	0	0	0	0	0	5	20.0
Shane Doan	2	0	0	0	-1	0	0	0	0	0	0	3	0.0	Jiri Tlustý	2	1	0	1	0	4	1	0	0	0	0	3	33.3
Oliver Ekman-Larsson	2	0	0	0	0	0	0	0	0	0	0	9	0.0	Nathan Gerbe	2	0	1	1	2	0	0	0	0	0	0	9	0.0
Martin Erat	2	0	0	0	0	0	0	0	0	0	0	4	0.0	Ron Hainsey	2	0	1	1	2	0	0	0	0	0	0	1	0.0
Sam Gagner	2	0	0	0	0	0	0	0	0	0	0	5	0.0	Eric Staal	2	0	1	1	0	0	0	0	0	0	0	8	0.0
Lauri Korpikoski	2	0	0	0	-1	4	0	0	0	0	0	3	0.0	Brett Bellemore	1	0	1	1	1	0	0	0	0	0	0	0	0.0
Zbynek Michalek	2	0	0	0	0	0	0	0	0	0	0	2	0.0	John-Michael Liles	1	0	1	1	1	0	0	0	0	0	0	3	0.0
Connor Murphy	2	0	0	0	-2	0	0	0	0	0	0	1	0.0	Riley Nash	1	0	1	1	2	0	0	0	0	0	0	3	0.0
Michael Stone	2	0	0	0	-1	4	0	0	0	0	0	2	0.0	Patrick Dwyer	2	0	0	0	0	0	0	0	0	0	0	2	0.0
Antoine Vermette	2	0	0	0	-2	0	0	0	0	0	0	6	0.0	Tim Gleason	2	0	0	0	-1	2	0	0	0	0	0	0	0.0
Mikkel Boedker	1	0	0	0	-1	0	0	0	0	0	0	2	0.0	Brad Malone	2	0	0	0	0	2	0	0	0	0	0	0	0.0
Alexandre Bolduc	1	0	0	0	0	2	0	0	0	0	0	1	0.0	Jay McClement	2	0	0	0	0	0	0	0	0	0	0	0	0.0
Andrew Campbell	1	0	0	0	0	0	0	0	0	0	0	1	0.0	Andrej Sekera	2	0	0	0	1	0	0	0	0	0	0	4	0.0
B.J. Crombeen	1	0	0	0	0	0	0	0	0	0	0	0	0.0	Jeff Skinner	2	0	0	0	0	0	0	0	0	0	0	8	0.0
Martin Hanzal	1	0	0	0	0	0	0	0	0	0	0	1	0.0	Zach Boychuk	1	0	0	0	0	0	0	0	0	0	0	4	0.0
Justin Hodgman	1	0	0	0	0	0	0	0	0	0	0	0	0.0	Jay Harrison	1	0	0	0	0	0	0	0	0	0	0	0	0.0
Rob Klinkhammer	1	0	0	0	0	0	0	0	0	0	0	2	0.0	Ryan Murphy	1	0	0	0	-1	0	0	0	0	0	0	1	0.0
Lucas Lessio	1	0	0	0	0	0	0	0	0	0	0	3	0.0	Andrej Nestrasil	1	0	0	0	0	0	0	0	0	0	0	3	0.0
Brandon McMillan	1	0	0	0	0	0	0	0	0	0	0	0	0.0	Alexander Semin	1	0	0	0	0	0	0	0	0	0	0	3	0.0
Tobias Rieder	1	0	0	0	0	0	0	0	0	0	0	2	0.0	Jordan Staal	1	0	0	0	0	0	0	0	0	0	0	4	0.0
David Schlemko	1	0	0	0	-2	0	0	0	0	0	0	0	0.0	Chris Terry	1	0	0	0	0	0	0	0	0	0	0	0	0.0
Brendan Shinnimin	1	0	0	0	0	0	0	0	0	0	0	2	0.0														
Joe Vitale	1	0	0	0	0	0	0	0	0	0	0	0	0.0														

POWER PLAY: 1-6 16.7% / PENALTY KILL: 3-3 100.0%

POWER PLAY: 0-3 0.0% / PENALTY KILL: 5-6 83.3%

POWER PLAY: 1-6 16.7% / PENALTY KILL: 3-3 100.0%

GOALTENDING

COYOTES											HURRICANES										
Goalie	GP	Min	W-L-OT	SO	GA	SA	SV	GAA	SV%		Goalie	GP	Min	W-L-OT	SO	GA	SA	SV	GAA	SV%	
MIKE SMITH	2	125	0-1-1	0	4	76	72	1.92	.947		CAM WARD	2	125	2-0-0	1	1	54	53	0.48	.981	

GOALS BY PERIOD

COYOTES					HURRICANES				
1	2	3	OT	TOT	1	2	3	OT	TOT
1	0	0	0	1	3	1	0	0	4

SHOTS BY PERIOD

COYOTES					HURRICANES				
1	2	3	OT	TOT	1	2	3	OT	TOT
17	15	21	1	54	20	26	25	5	76

SEE RECORDS SECTION FOR "ALL TIME VS THE HURRICANES" BREAKDOWN



CHICAGO BLACKHAWKS

2014-15 SEASON SERIES - Won: 1 Lost: 2 OT: 0

AT ARIZONA	ARIZONA	BLACKHAWKS	ATTEND	GOALTENDERS	W. GOAL
Mar 12 '15	Coyotes 1	Blackhawks 2	17,534	Mike Smith vs Corey Crawford	Brad Richards

AT CHICAGO	COYOTES	BLACKHAWKS	ATTEND	GOALTENDERS	W. GOAL
Feb 09 '15 **	Coyotes 3	Blackhawks 2	21,337	Mike Smith vs Antti Raanta	Antoine Vermette
Jan 20 '15	Coyotes 1	Blackhawks 6	21,427	Mike Smith vs Antti Raanta	Andrew Shaw

* - Overtime ** - Shootout



LAST TIME VS THE BLACKHAWKS...

Last Home Win: February 7, 2014 (2-0)
 Last Home Loss: March 12, 2015 (2-1)
 Last Home Tie: October 28, 2003 (2-2)
 Last Road Win: February 9, 2015 (3-2 S0)
 Last Road Loss: January 20, 2015 (6-1)
 Last Road Tie: March 21, 2004 (2-2)

INDIVIDUAL SCORING

COYOTES

Player	GP	G	A	P	+/-	PIM	PP	SH	GW	GT	EN	S	S%
Oliver Ekman-Larsson	3	0	2	2	-2	2	0	0	0	0	0	5	0.0
Sam Gagner	3	0	2	2	-1	0	0	0	0	0	0	5	0.0
Keith Yandle	2	0	2	2	-1	2	0	0	0	0	0	8	0.0
Shane Doan	3	1	0	1	0	0	1	0	0	0	0	5	20.0
Tobias Rieder	3	1	0	1	0	0	0	0	0	0	0	9	11.1
Lucas Lessio	2	1	0	1	0	2	0	0	0	0	0	5	20.0
Antoine Vermette	2	1	0	1	0	0	0	0	0	0	0	3	33.3
Mark Arcobello	1	0	1	1	1	0	0	0	0	0	0	3	0.0
Kyle Chipchura	3	0	0	0	-3	6	0	0	0	0	0	4	0.0
Lauri Korpikoski	3	0	0	0	0	0	0	0	0	0	0	1	0.0
David Moss	3	0	0	0	-3	0	0	0	0	0	0	6	0.0
Connor Murphy	3	0	0	0	1	4	0	0	0	0	0	2	0.0
Michael Stone	3	0	0	0	-1	4	0	0	0	0	0	7	0.0
Andrew Campbell	2	0	0	0	0	0	0	0	0	0	0	1	0.0
B.J. Crombeen	2	0	0	0	0	0	0	0	0	0	0	2	0.0
Martin Erat	2	0	0	0	-1	4	0	0	0	0	0	3	0.0
Brandon McMillan	2	0	0	0	-3	0	0	0	0	0	0	0	0.0
Joe Vitale	2	0	0	0	0	0	0	0	0	0	0	1	0.0
Alexandre Bolduc	1	0	0	0	-1	0	0	0	0	0	0	2	0.0
Craig Cunningham	1	0	0	0	0	0	0	0	0	0	0	1	0.0
Klas Dahlbeck	1	0	0	0	0	0	0	0	0	0	0	0	0.0
Brandon Gormley	1	0	0	0	-2	0	0	0	0	0	0	3	0.0
Martin Hanzal	1	0	0	0	-1	2	0	0	0	0	0	2	0.0
Tye McGinn	1	0	0	0	0	0	0	0	0	0	0	1	0.0
Zbynek Michalek	1	0	0	0	-2	0	0	0	0	0	0	1	0.0
John Moore	1	0	0	0	1	4	0	0	0	0	0	0	0.0
Philip Samuelsson	1	0	0	0	-2	0	0	0	0	0	0	2	0.0
Brendan Shinnimin	1	0	0	0	0	0	0	0	0	0	0	1	0.0

POWER PLAY: 1-6 16.7% / PENALTY KILL: 13-16 81.2%

BLACKHAWKS

Player	GP	G	A	P	+/-	PIM	PP	SH	GW	GT	EN	S	S%
Andrew Shaw	3	3	0	3	1	2	1	0	1	0	0	14	21.4
Marian Hossa	3	2	1	3	1	0	0	0	0	0	0	15	13.3
Brad Richards	3	1	2	3	2	0	1	0	1	0	0	3	33.3
Teuvo Teravainen	3	1	2	3	2	0	0	0	0	0	0	9	11.1
Jonathan Toews	3	1	2	3	2	0	1	0	0	0	0	12	8.3
Patrick Kane	2	1	2	3	2	2	0	0	0	0	0	4	25.0
Bryan Bickell	3	0	2	2	3	0	0	0	0	0	0	4	0.0
Duncan Keith	3	0	2	2	2	0	0	0	0	0	0	11	0.0
Patrick Sharp	3	0	2	2	2	0	0	0	0	0	0	8	0.0
David Rundblad	2	1	0	1	3	0	0	0	0	0	0	3	33.3
Niklas Hjalmarsson	3	0	1	1	2	0	0	0	0	0	0	6	0.0
Kris Versteeg	1	0	1	1	0	0	0	0	0	0	0	2	0.0
Marcus Kruger	3	0	0	0	-1	2	0	0	0	0	0	7	0.0
Johnny Oduya	3	0	0	0	0	2	0	0	0	0	0	5	0.0
Michal Rozsival	3	0	0	0	0	0	0	0	0	0	0	3	0.0
Brandon Saad	3	0	0	0	1	2	0	0	0	0	0	9	0.0
Brent Seabrook	3	0	0	0	1	0	0	0	0	0	0	8	0.0
Joakim Nordstrom	2	0	0	0	-1	2	0	0	0	0	0	3	0.0
Ben Smith	2	0	0	0	-1	0	0	0	0	0	0	1	0.0
Daniel Carcillo	1	0	0	0	-1	0	0	0	0	0	0	2	0.0
Kimmo Timonen	1	0	0	0	0	0	0	0	0	0	0	2	0.0
Antoine Vermette	1	0	0	0	0	0	0	0	0	0	0	2	0.0

POWER PLAY: 3-16 18.8% / PENALTY KILL: 5-6 83.3%

GOALTENDING

COYOTES

Goalie	GP	Min	W-L-OT	SO	GA	SA	SV	GAA	SV%
MIKE SMITH	3	184	1-2-0	0	10	133	123	3.26	.925

BLACKHAWKS

Goalie	GP	Min	W-L-OT	SO	GA	SA	SV	GAA	SV%
ANTTI RAANTA	2	124	1-0-1	0	3	65	62	1.45	.954
COREY CRAWFORD	1	60	1-0-0	0	1	18	17	1.00	.944

GOALS BY PERIOD

COYOTES						BLACKHAWKS					
1	2	3	OT	TOT		1	2	3	OT	TOT	
1	2	1	0	4		3	4	3	0	10	

SHOTS BY PERIOD

COYOTES						BLACKHAWKS					
1	2	3	OT	TOT		1	2	3	OT	TOT	
24	26	32	1	83		50	45	34	4	133	

SEE RECORDS SECTION FOR "ALL TIME VS THE BLACKHAWKS" BREAKDOWN



COLORADO AVALANCHE

2014-15 SEASON SERIES - Won: 0 Lost: 2 OT: 1

LAST TIME VS THE AVALANCHE...

Last Home Win: April 6, 2013 (4-0)

Last Home Loss: March 19, 2015 (5-2)

Last Home Tie: November 17, 2002 (4-4)

Last Road Win: December 10, 2013 (3-1)

Last Road Loss: February 16, 2015 (5-2)

Last Road Tie: March 10, 2002 (2-2)

AT ARIZONA	COYOTES	AVALANCHE	ATTEND	GOALTENDERS	W. GOAL
Mar 19 '15	Coyotes 2	Avalanche 5	11,684	Louis Domingue vs Semyon Varlamov	Freddie Hamilton
Nov 25 '14 *	Coyotes 3	Avalanche 4	12,163	Mike Smith vs Reto Berra, Calvin Pickard	Daniel Briere

AT COLORADO	COYOTES	AVALANCHE	ATTEND	GOALTENDERS	W. GOAL
Feb 16 '15	Coyotes 2	Avalanche 5	14,132	Mike McKenna vs Reto Berra, Semyon Varlamov	Nick Holden

* - Overtime ** - Shootout

INDIVIDUAL SCORING

COYOTES

Player	GP	G	A	P	+/-	PIM	PP	SH	GW	GT	EN	S	S%
Oliver Ekman-Larsson	3	3	0	3	-1	0	0	0	0	0	0	12	25.0
Michael Stone	3	1	2	3	0	0	0	0	0	0	0	5	20.0
Antoine Vermette	2	1	1	2	-1	0	0	0	0	0	0	3	33.3
Shane Doan	3	0	2	2	-4	0	0	0	0	0	0	4	0.0
Lauri Korpikoski	3	0	2	2	-1	0	0	0	0	0	0	5	0.0
Tobias Rieder	3	1	0	1	0	2	0	0	0	0	0	7	14.3
Mark Arcobello	2	1	0	1	1	0	0	0	0	0	0	2	50.0
Sam Gagner	3	0	1	1	-2	2	0	0	0	0	0	4	0.0
Kyle Chipchura	2	0	1	1	-3	0	0	0	0	0	0	2	0.0
Brandon Gormley	2	0	1	1	-1	0	0	0	0	0	0	2	0.0
Keith Yandle	2	0	1	1	0	2	0	0	0	0	0	2	0.0
Lucas Lessio	1	0	1	1	-2	0	0	0	0	0	0	1	0.0
Jordan Martinook	1	0	1	1	0	0	0	0	0	0	0	0	0.0
Martin Erat	3	0	0	0	-1	0	0	0	0	0	0	1	0.0
Connor Murphy	3	0	0	0	-4	0	0	0	0	0	0	6	0.0
Joe Vitale	3	0	0	0	-1	2	0	0	0	0	0	0	0.0
B.J. Crombeen	2	0	0	0	5	0	0	0	0	0	0	2	0.0
David Moss	2	0	0	0	-1	2	0	0	0	0	0	3	0.0
Mikkel Boedker	1	0	0	0	0	0	0	0	0	0	0	3	0.0
Andrew Campbell	1	0	0	0	-1	0	0	0	0	0	0	1	0.0
Craig Cunningham	1	0	0	0	-1	0	0	0	0	0	0	1	0.0
Klas Dahlbeck	1	0	0	0	-2	2	0	0	0	0	0	1	0.0
Martin Hanzal	1	0	0	0	-1	2	0	0	0	0	0	4	0.0
Rob Klinkhammer	1	0	0	0	0	0	0	0	0	0	0	1	0.0
Tye McGinn	1	0	0	0	-1	0	0	0	0	0	0	3	0.0
Brandon McMillan	1	0	0	0	0	0	0	0	0	0	0	1	0.0
Zbynek Michalek	1	0	0	0	-2	0	0	0	0	0	0	4	0.0
John Moore	1	0	0	0	-1	0	0	0	0	0	0	0	0.0
David Schlemko	1	0	0	0	0	0	0	0	0	0	0	0	0.0

POWER PLAY: 0-3 0.0% / PENALTY KILL: 6-7 85.7%

AVALANCHE

Player	GP	G	A	P	+/-	PIM	PP	SH	GW	GT	EN	S	S%
Gabriel Landeskog	3	4	1	5	4	0	0	0	0	0	1	10	40.0
Jarome Iginla	3	1	4	5	3	0	0	0	0	0	0	10	10.0
Matt Duchene	3	3	1	4	2	0	0	0	0	0	0	8	37.5
Ryan O'Reilly	3	1	3	4	2	0	0	0	0	0	0	5	20.0
Tyson Barrie	3	1	1	2	2	0	0	0	0	0	0	4	25.0
Daniel Briere	2	1	1	2	2	0	0	0	1	0	0	5	20.0
Jan Hejda	3	0	2	2	4	0	0	0	0	0	0	3	0.0
Zach Redmond	3	0	2	2	4	0	0	0	0	0	0	6	0.0
Nathan MacKinnon	2	0	2	2	2	4	0	0	0	0	0	5	0.0
Nick Holden	3	1	0	1	2	0	1	0	1	0	0	5	20.0
Cody McLeod	3	1	0	1	-1	5	0	0	0	0	0	5	20.0
Freddie Hamilton	1	1	0	1	1	0	0	0	1	0	0	2	50.0
Paul Carey	2	0	1	1	1	0	0	0	0	0	0	2	0.0
Dennis Everberg	2	0	1	1	0	0	0	0	0	0	0	2	0.0
John Mitchell	2	0	1	1	2	0	0	0	0	0	0	5	0.0
Brad Stuart	2	0	1	1	1	0	0	0	0	0	0	1	0.0
Max Talbot	2	0	1	1	0	0	0	0	0	0	0	4	0.0
Alex Tanguay	2	0	1	1	2	0	0	0	0	0	0	2	0.0
Erik Johnson	1	0	1	1	1	0	0	0	0	0	0	3	0.0
Marc-Andre Cliche	3	0	0	0	-1	0	0	0	0	0	0	4	0.0
Nate Guenin	3	0	0	0	-3	2	0	0	0	0	0	4	0.0
Jordan Caron	1	0	0	0	1	0	0	0	0	0	0	1	0.0
Ben Street	1	0	0	0	-1	0	0	0	0	0	0	1	0.0
Tomas Vincour	1	0	0	0	-1	0	0	0	0	0	0	1	0.0

POWER PLAY: 1-7 14.3% / PENALTY KILL: 3-3 100.0%

GOALTENDING

COYOTES

Goalie	GP	Min	W-L-OT	SO	GA	SA	SV	GAA	SV%
MIKE SMITH	1	63	0-0-1	0	4	35	31	3.79	.886
LOUIS DOMINGUE	1	58	0-1-0	0	4	28	24	4.12	.857
MIKE MCKENNA	1	60	0-1-0	0	5	34	29	5.00	.853

AVALANCHE

Goalie	GP	Min	W-L-OT	SO	GA	SA	SV	GAA	SV%
SEMYON VARLAMOV	2	100	2-0-0	0	3	35	32	1.80	.914
CALVIN PICKARD	1	52	1-0-0	0	0	25	25	0.00	1.000
RETO BERRA	2	31	0-0-0	0	4	20	16	7.77	.800

GOALS BY PERIOD

COYOTES					AVALANCHE				
1	2	3	OT	TOT	1	2	3	OT	TOT
5	0	2	0	7	5	4	4	1	14

SHOTS BY PERIOD

COYOTES					AVALANCHE				
1	2	3	OT	TOT	1	2	3	OT	TOT
29	14	35	2	80	32	35	28	3	98

SEE RECORDS SECTION FOR "ALL TIME VS THE AVALANCHE" BREAKDOWN



COLUMBUS BLUE JACKETS

2014-15 SEASON SERIES - Won: 2 Lost: 0 OT: 0

AT ARIZONA	COYOTES	BLUE JACKETS	ATTEND	GOALTENDERS	W. GOAL
Jan 03 '15	Coyotes 6	Blue Jackets 3	13,159	Mike Smith vs Curtis McElhinney, Sergei Bobrovsky	Martin Hanzal

AT COLUMBUS	COYOTES	BLUE JACKETS	ATTEND	GOALTENDERS	W. GOAL
Feb 03 '15	Coyotes 4	Blue Jackets 1	14,108	Mike Smith vs Anton Forsberg	Oliver Ekman-Larsson

* - Overtime ** - Shootout



LAST TIME VS THE BLUE JACKETS...

Last Home Win: January 3, 2015 (6-3)

Last Home Loss: January 2, 2014 (2-0)

Last Home Tie: February 2, 2004 (3-3)

Last Road Win: February 3, 2015 (4-1)

Last Road Loss: April 8, 2014 (4-3 OT)

Last Road Tie: November 16, 2003 (2-2)

INDIVIDUAL SCORING

COYOTES														BLUE JACKETS													
Player	GP	G	A	P	+/-	PIM	PP	SH	GW	GT	EN	S	S%	Player	GP	G	A	P	+/-	PIM	PP	SH	GW	GT	EN	S	S%
Tobias Rieder	2	2	2	4	3	2	0	0	0	0	1	7	28.6	James Wisniewski	2	2	0	2	-2	2	2	0	0	0	0	4	50.0
Martin Hanzal	1	1	3	4	1	0	0	0	1	0	0	5	20.0	Ryan Johansen	2	1	0	1	-2	4	0	0	0	0	0	5	20.0
Keith Yandle	2	0	4	4	1	0	0	0	0	0	0	7	0.0	Fedor Tyutin	2	1	0	1	-1	0	0	0	0	0	0	3	33.3
Sam Gagner	2	2	1	3	1	0	2	0	0	0	0	4	50.0	Brandon Dubinsky	2	0	1	1	-1	5	0	0	0	0	0	6	0.0
Oliver Ekman-Larsson	2	2	0	2	2	0	2	0	1	0	0	9	22.2	Nick Foligno	2	0	1	1	0	0	0	0	0	0	0	4	0.0
Kyle Chipchura	2	1	1	2	2	5	0	0	0	0	0	4	25.0	Scott Hartnell	2	0	1	1	-3	10	0	0	0	0	0	5	0.0
Lauri Korpikoski	2	0	2	2	1	0	0	0	0	0	0	1	0.0	Jack Johnson	2	0	1	1	0	0	0	0	0	0	0	1	0.0
Antoine Vermette	2	0	2	2	0	2	0	0	0	0	0	0	0.0	Jack Skille	2	0	1	1	0	5	0	0	0	0	0	3	0.0
Shane Doan	2	1	0	1	0	0	1	0	0	0	0	2	50.0	Sean Collins	1	0	1	1	1	0	0	0	0	0	0	1	0.0
Lucas Lessio	1	1	0	1	1	0	0	0	0	0	0	3	33.3	Jared Boll	2	0	0	0	0	0	0	0	0	0	0	0	0.0
Martin Erat	2	0	1	1	0	2	0	0	0	0	0	0	0.0	Kevin Connauton	2	0	0	0	-2	0	0	0	0	0	0	0	0.0
B.J. Crombeen	1	0	1	1	1	0	0	0	0	0	0	3	0.0	David Savard	2	0	0	0	0	0	0	0	0	0	0	6	0.0
Brendan Shinnimin	1	0	1	1	1	0	0	0	0	0	0	1	0.0	Corey Tropp	2	0	0	0	-1	0	0	0	0	0	0	1	0.0
Brandon McMillan	2	0	0	0	0	2	0	0	0	0	0	5	0.0	Alexander Wennberg	2	0	0	0	0	2	0	0	0	0	0	0	0.0
Zbynek Michalek	2	0	0	0	2	0	0	0	0	0	0	0	0.0	Artem Anisimov	1	0	0	0	0	0	0	0	0	0	0	5	0.0
David Moss	2	0	0	0	0	0	0	0	0	0	0	4	0.0	Cam Atkinson	1	0	0	0	-1	0	0	0	0	0	0	2	0.0
Connor Murphy	2	0	0	0	0	4	0	0	0	0	0	3	0.0	Matt Calvert	1	0	0	0	1	0	0	0	0	0	0	3	0.0
Michael Stone	2	0	0	0	1	0	0	0	0	0	0	5	0.0	Michael Chaput	1	0	0	0	-1	0	0	0	0	0	0	3	0.0
Mikkel Boedker	1	0	0	0	-1	0	0	0	0	0	0	0	0.0	Jordan Leopold	1	0	0	0	0	0	0	0	0	0	0	0	0.0
Andrew Campbell	1	0	0	0	0	0	0	0	0	0	0	0	0.0	Mark Letestu	1	0	0	0	-1	0	0	0	0	0	0	2	0.0
Brandon Gormley	1	0	0	0	0	0	0	0	0	0	0	0	0.0	Jeremy Morin	1	0	0	0	-2	0	0	0	0	0	0	2	0.0
Joe Vitale	1	0	0	0	-1	5	0	0	0	0	0	0	0.0	Ryan Murray	1	0	0	0	-1	2	0	0	0	0	0	1	0.0
														Dalton Prout	1	0	0	0	0	4	0	0	0	0	0	0	0.0

POWER PLAY: 5-7 71.4% / PENALTY KILL: 4-6 66.7%

POWER PLAY: 2-6 33.3% / PENALTY KILL: 2-7 28.6%

GOALTENDING

COYOTES										BLUE JACKETS									
Goalie	GP	Min	W-L-OT	SO	GA	SA	SV	GAA	SV%	Goalie	GP	Min	W-L-OT	SO	GA	SA	SV	GAA	SV%
MIKE SMITH	2	120	2-0-0	0	4	57	53	2.00	.930	CURTIS MCELHINNEY	1	15	0-0-0	0	0	3	3	0.00	1.000
										ANTON FORSBERG	1	59	0-1-0	0	3	28	25	3.04	.893
										SERGEI BOBROVSKY	1	45	0-1-0	0	6	31	25	8.01	.806

GOALS BY PERIOD

COYOTES					BLUE JACKETS				
1	2	3	OT	TOT	1	2	3	OT	TOT
2	5	3	0	10	0	3	1	0	4

SHOTS BY PERIOD

COYOTES					BLUE JACKETS				
1	2	3	OT	TOT	1	2	3	OT	TOT
25	31	7	0	63	18	19	20	0	57

SEE RECORDS SECTION FOR "ALL TIME VS THE BLUE JACKETS" BREAKDOWN



DALLAS STARS

2014-15 SEASON SERIES - Won: 0 Lost: 3 OT: 0

LAST TIME VS THE STARS...

Last Home Win: April 13, 2014 (2-1)
 Last Home Loss: November 11, 2014 (4-3)
 Last Home Tie: November 20, 2002 (2-2)
 Last Road Win: February 7, 2012 (4-1)
 Last Road Loss: December 31, 2014 (6-0)
 Last Road Tie: November 14, 2003 (3-3)

AT ARIZONA	COYOTES	STARS	ATTEND	GOALTENDERS	W. GOAL
Nov 11 '14	Coyotes 3	Stars 4	11,866	Mike Smith vs Kari Lehtonen	Ryan Garbutt

AT DALLAS	COYOTES	STARS	ATTEND	GOALTENDERS	W. GOAL
Dec 31 '14	Coyotes 0	Stars 6	18,532	Devan Dubnyk vs Kari Lehtonen	Brett Ritchie
Nov 20 '14	Coyotes 1	Stars 3	16,078	Mike Smith vs Kari Lehtonen	Cody Eakin

* - Overtime ** - Shootout

INDIVIDUAL SCORING

COYOTES														STARS													
Player	GP	G	A	P	+/-	PIM	PP	SH	GW	GT	EN	S	S%	Player	GP	G	A	P	+/-	PIM	PP	SH	GW	GT	EN	S	S%
Lauri Korpikoski	3	1	1	2	-1	0	1	0	0	0	0	2	50.0	Tyler Seguin	3	2	1	3	3	0	1	0	0	0	0	12	16.7
Connor Murphy	3	1	1	2	-3	2	0	0	0	0	0	5	20.0	Cody Eakin	2	2	1	3	3	0	0	0	1	0	0	6	33.3
Mikkel Boedker	3	1	0	1	-4	0	0	0	0	0	0	6	16.7	Jamie Benn	3	1	2	3	3	9	1	0	0	0	0	9	11.1
Joe Vitale	2	1	0	1	1	0	0	0	0	0	0	2	50.0	Ales Hemsky	3	1	2	3	2	2	0	0	0	0	0	4	25.0
Kyle Chipchura	3	0	1	1	0	5	0	0	0	0	0	1	0.0	Jason Spezza	3	1	2	3	1	0	0	0	0	0	0	6	16.7
Sam Gagner	3	0	1	1	-2	0	0	0	0	0	0	11	0.0	Antoine Roussel	3	0	3	3	3	0	0	0	0	0	0	3	0.0
Michael Stone	3	0	1	1	0	0	0	0	0	0	0	5	0.0	Ryan Garbutt	2	2	0	2	2	0	0	1	1	0	0	9	22.2
David Schlemko	1	0	1	1	0	4	0	0	0	0	0	0	0.0	Colton Sceviour	3	1	1	2	0	2	0	0	0	0	0	6	16.7
B.J. Crombeen	3	0	0	0	0	0	0	0	0	0	0	1	0.0	Alex Goligoski	3	0	2	2	5	0	0	0	0	0	0	3	0.0
Shane Doan	3	0	0	0	-3	2	0	0	0	0	0	5	0.0	Erik Cole	3	1	0	1	0	0	0	0	0	0	0	7	14.3
Oliver Ekman-Larsson	3	0	0	0	-5	2	0	0	0	0	0	13	0.0	John Klingberg	3	1	0	1	5	4	0	0	0	0	0	2	50.0
Martin Erat	3	0	0	0	-4	4	0	0	0	0	0	1	0.0	Brett Ritchie	1	1	0	1	1	0	0	0	1	0	0	2	50.0
Zbynek Michalek	3	0	0	0	-4	0	0	0	0	0	0	4	0.0	Trevor Daley	3	0	1	1	2	4	0	0	0	0	0	2	0.0
Tobias Rieder	3	0	0	0	0	2	0	0	0	0	0	8	0.0	Vernon Fiddler	3	0	1	1	1	0	0	0	0	0	0	6	0.0
Antoine Vermette	3	0	0	0	-4	0	0	0	0	0	0	3	0.0	Jordie Benn	2	0	1	1	1	0	0	0	0	0	0	2	0.0
Keith Yandle	3	0	0	0	-4	0	0	0	0	0	0	10	0.0	Patrick Eaves	2	0	1	1	2	2	0	0	0	0	0	2	0.0
Brandon Gormley	2	0	0	0	0	0	0	0	0	0	0	5	0.0	Shawn Horcoff	2	0	1	1	1	0	0	0	0	0	0	1	0.0
Martin Hanzal	2	0	0	0	-4	5	0	0	0	0	0	9	0.0	Travis Moen	2	0	1	1	1	0	0	0	0	0	0	2	0.0
Brandon McMillan	2	0	0	0	-2	0	0	0	0	0	0	2	0.0	Jason Demers	1	0	1	1	1	2	0	0	0	0	0	0	0.0
Tyler Gaudet	1	0	0	0	0	0	0	0	0	0	0	0	0.0	Jamie Oleksiak	3	0	0	0	-1	0	0	0	0	0	0	4	0.0
Rob Klinkhammer	1	0	0	0	-1	0	0	0	0	0	0	1	0.0	Brenden Dillon	2	0	0	0	2	5	0	0	0	0	0	1	0.0
David Moss	1	0	0	0	0	0	0	0	0	0	0	2	0.0	Jyrki Jokipakka	1	0	0	0	1	2	0	0	0	0	0	1	0.0
														Curtis McKenzie	1	0	0	0	0	0	0	0	0	0	0	0	0.0

POWER PLAY: 1-11 9.1% / PENALTY KILL: 6-8 75.0%

POWER PLAY: 2-8 25.0% / PENALTY KILL: 10-11 90.9%

GOALTENDING

COYOTES											STARS										
Goalie	GP	Min	W-L-OT	SO	GA	SA	SV	GAA	SV%		Goalie	GP	Min	W-L-OT	SO	GA	SA	SV	GAA	SV%	
MIKE SMITH	2	117	0-2-0	0	7	59	52	3.59	.881		KARI LEHTONEN	3	180	3-0-0	1	4	96	92	1.33	.958	
DEVAN DUBNYK	1	60	0-1-0	0	6	31	25	6.00	.806												

GOALS BY PERIOD

COYOTES					STARS				
1	2	3	OT	TOT	1	2	3	OT	TOT
2	1	1	0	4	0	4	9	0	13

SHOTS BY PERIOD

COYOTES					STARS				
1	2	3	OT	TOT	1	2	3	OT	TOT
33	31	32	0	96	18	40	32	0	90

SEE RECORDS SECTION FOR "ALL TIME VS THE STARS" BREAKDOWN



DETROIT RED WINGS

2014-15 SEASON SERIES - Won: 1 Lost: 1 OT: 0

AT ARIZONA	COYOTES	RED WINGS	ATTEND	GOALTENDERS	W. GOAL
Feb 07 '15	Coyotes 1	Red Wings 3	17,125	Mike Smith vs Petr Mrazek	Tomas Tatar

AT DETROIT	COYOTES	RED WINGS	ATTEND	GOALTENDERS	W. GOAL
Mar 24 '15 *	Coyotes 5	Red Wings 4	20,027	Mike Smith vs Jimmy Howard	Mark Arcobello

* - Overtime ** - Shootout



LAST TIME VS THE RED WINGS...

Last Home Win: October 19, 2013 (5-2)
 Last Home Loss: February 7, 2015 (3-1)
 Last Home Tie: March 18, 2004 (1-1)
 Last Road Win: March 24, 2015 (5-4 OT)
 Last Road Loss: April 22, 2013 (4-0)
 Last Road Tie: January 16, 2004 (3-3)

INDIVIDUAL SCORING

COYOTES														RED WINGS													
Player	GP	G	A	P	+/-	PIM	PP	SH	GW	GT	EN	S	%	Player	GP	G	A	P	+/-	PIM	PP	SH	GW	GT	EN	S	%
David Moss	2	2	1	3	1	2	1	0	0	0	0	2	100.0	Tomas Tatar	2	1	3	4	2	0	0	0	1	0	0	6	16.7
Mark Arcobello	1	2	1	3	-1	0	1	0	1	0	0	3	66.7	Justin Abdelkader	2	1	1	2	-2	2	0	0	0	0	0	4	25.0
Oliver Ekman-Larsson	2	1	2	3	0	0	0	0	0	0	0	8	12.5	Darren Helm	2	1	1	2	2	2	0	0	0	0	1	5	20.0
John Moore	1	1	1	2	0	0	0	0	0	0	0	1	100.0	Jakub Kindl	1	1	1	2	1	0	0	0	0	0	0	2	50.0
Sam Gagner	2	0	1	1	1	0	0	0	0	0	0	4	0.0	Henrik Zetterberg	2	0	2	2	-3	0	0	0	0	0	0	4	0.0
Lauri Korpikoski	2	0	1	1	0	2	0	0	0	0	0	5	0.0	Luke Glendening	2	1	0	1	1	0	0	0	0	0	0	4	25.0
Michael Stone	2	0	1	1	1	4	0	0	0	0	0	2	0.0	Gustav Nyquist	2	1	0	1	-1	2	1	0	0	0	0	7	14.3
Craig Cunningham	1	0	1	1	0	0	0	0	0	0	0	0	0.0	Riley Sheahan	2	1	0	1	1	0	1	0	0	0	0	4	25.0
Klas Dahlbeck	1	0	1	1	-1	0	0	0	0	0	0	0	0.0	Tomas Jurco	2	0	1	1	2	0	0	0	0	0	0	3	0.0
Joe Vitale	1	0	1	1	0	0	0	0	0	0	0	0	0.0	Kyle Quincey	2	0	1	1	1	4	0	0	0	0	0	3	0.0
Keith Yandle	1	0	1	1	0	0	0	0	0	0	0	2	0.0	Pavel Datsyuk	1	0	1	1	2	0	0	0	0	0	0	1	0.0
Andrew Campbell	2	0	0	0	0	2	0	0	0	0	0	0	0.0	Niklas Kronwall	1	0	1	1	2	0	0	0	0	0	0	4	0.0
Kyle Chipchura	2	0	0	0	0	0	0	0	0	0	0	1	0.0	Joakim Andersson	2	0	0	0	0	0	0	0	0	0	0	2	0.0
Shane Doan	2	0	0	0	-1	8	0	0	0	0	0	1	0.0	Danny DeKeyser	2	0	0	0	-1	0	0	0	0	0	0	3	0.0
Martin Erat	2	0	0	0	0	2	0	0	0	0	0	4	0.0	Jonathan Ericsson	2	0	0	0	2	2	0	0	0	0	0	1	0.0
Connor Murphy	2	0	0	0	-1	0	0	0	0	0	0	2	0.0	Drew Miller	2	0	0	0	1	0	0	0	0	0	0	3	0.0
Tobias Rieder	2	0	0	0	-2	0	0	0	0	0	0	3	0.0	Brendan Smith	2	0	0	0	-1	2	0	0	0	0	0	2	0.0
Alexandre Bolduc	1	0	0	0	0	0	0	0	0	0	0	0	0.0	Erik Cole	1	0	0	0	-1	0	0	0	0	0	0	1	0.0
B.J. Crombeen	1	0	0	0	-1	0	0	0	0	0	0	1	0.0	Alexey Marchenko	1	0	0	0	0	0	0	0	0	0	0	0	0.0
Lucas Lessio	1	0	0	0	0	0	0	0	0	0	0	2	0.0	Teemu Pulkkinen	1	0	0	0	0	0	0	0	0	0	0	3	0.0
Brandon McMillan	1	0	0	0	0	0	0	0	0	0	0	0	0.0	Stephen Weiss	1	0	0	0	0	0	0	0	0	0	0	1	0.0
Zbynek Michalek	1	0	0	0	-1	2	0	0	0	0	0	0	0.0	Marek Zidlicky	1	0	0	0	-2	4	0	0	0	0	0	0	0.0
Brendan Shinnimin	1	0	0	0	0	0	0	0	0	0	0	0	0.0	POWER PLAY: 2-11 18.2% / PENALTY KILL: 8-10 80.0%													
Jordan Szwarz	1	0	0	0	0	0	0	0	0	0	0	0	0.0														
Antoine Vermette	1	0	0	0	-1	0	0	0	0	0	0	4	0.0														

POWER PLAY: 2-10 20.0% / PENALTY KILL: 9-11 81.8%

GOALTENDING

COYOTES										RED WINGS									
Goalie	GP	Min	W-L-OT	SO	GA	SA	SV	GAA	SV%	Goalie	GP	Min	W-L-OT	SO	GA	SA	SV	GAA	SV%
MIKE SMITH	2	122	1-1-0	0	6	62	56	2.95	.903	PETR MRAZEK	1	60	1-0-0	0	1	23	22	1.00	.957
										JIMMY HOWARD	1	63	0-0-1	0	5	22	17	4.75	.773

GOALS BY PERIOD

COYOTES					RED WINGS				
1	2	3	OT	TOT	1	2	3	OT	TOT
1	2	2	1	6	0	3	4	0	7

SHOTS BY PERIOD

COYOTES					RED WINGS				
1	2	3	OT	TOT	1	2	3	OT	TOT
12	18	14	1	45	24	19	20	0	63

SEE RECORDS SECTION FOR "ALL TIME VS THE RED WINGS" BREAKDOWN



EDMONTON OILERS

2014-15 SEASON SERIES - Won: 5 Lost: 0 OT: 0

LAST TIME VS THE OILERS...

Last Home Win: December 16, 2014 (2-1 OT)
 Last Home Loss: April 4, 2014 (3-2 SO)
 Last Home Tie: December 12, 2003 (3-3)
 Last Road Win: December 23, 2014 (5-1)
 Last Road Loss: February 23, 2013 (3-2 SO)
 Last Road Tie: January 26, 2001 (1-1)

AT ARIZONA	COYOTES	OILERS	ATTEND	GOALTENDERS	W. GOAL
Dec 16 '14 *	Coyotes 2	Oilers 1	12,085	Devan Dubnyk vs Ben Scrivens	Oliver Ekman-Larsson
Oct 15 '14	Coyotes 7	Oilers 4	11,648	Mike Smith vs Ben Scrivens	Mikkel Boedker

AT EDMONTON	COYOTES	OILERS	ATTEND	GOALTENDERS	W. GOAL
Dec 23 '14	Coyotes 5	Oilers 1	16,839	Devan Dubnyk vs Ben Scrivens, Viktor Fasth	Martin Erat
Dec 01 '14	Coyotes 5	Oilers 2	16,839	Mike Smith vs Viktor Fasth	Oliver Ekman-Larsson
Nov 16 '14	Coyotes 2	Oilers 1	16,839	Devan Dubnyk vs Ben Scrivens	Mikkel Boedker

* - Overtime ** - Shootout

INDIVIDUAL SCORING

COYOTES														OILERS													
Player	GP	G	A	P	+/-	PIM	PP	SH	GW	GT	EN	S	%	Player	GP	G	A	P	+/-	PIM	PP	SH	GW	GT	EN	S	%
Mikkel Boedker	5	5	2	7	5	0	1	0	2	0	1	11	45.5	Taylor Hall	5	3	2	5	-2	6	1	0	0	0	0	17	17.6
Martin Erat	5	3	3	6	7	6	1	0	1	0	0	7	42.9	Jordan Eberle	5	1	3	4	-4	2	1	0	0	0	0	8	12.5
Martin Hanzal	5	0	6	6	8	0	0	0	0	0	0	11	0.0	Justin Schultz	5	1	2	3	0	0	0	0	0	0	0	11	9.1
Sam Gagner	5	2	3	5	5	2	0	0	0	0	0	13	15.4	Mark Arcobello	5	1	1	2	0	2	0	0	0	0	0	10	10.0
Antoine Vermette	5	0	4	4	2	6	0	0	0	0	0	7	0.0	Ryan Nugent-Hopkins	4	1	1	2	-3	2	0	0	0	0	0	7	14.3
Brandon Gormley	2	2	1	3	4	0	1	0	0	0	0	3	66.7	Brad Hunt	2	0	2	2	1	0	0	0	0	0	0	6	0.0
Keith Yandle	5	1	2	3	6	4	0	0	0	0	0	11	9.1	Mark Fayne	5	1	0	1	-3	0	0	0	0	0	0	8	12.5
Shane Doan	5	0	3	3	0	4	0	0	0	0	0	7	0.0	Jeff Petry	5	1	0	1	-5	6	0	0	0	0	0	12	8.3
Oliver Ekman-Larsson	5	2	0	2	0	0	1	0	2	0	0	15	13.3	Leon Draisaitl	5	0	1	1	-2	0	0	0	0	0	0	9	0.0
Tobias Rieder	4	2	0	2	2	0	0	2	0	0	0	16	12.5	David Perron	5	0	1	1	-5	2	0	0	0	0	0	6	0.0
Brandon McMillan	5	1	1	2	0	0	0	0	0	0	0	4	25.0	Nikita Nikitin	3	0	1	1	-3	2	0	0	0	0	0	5	0.0
Connor Murphy	4	1	1	2	7	2	0	0	0	0	0	6	16.7	Oscar Klefbom	2	0	1	1	-2	0	0	0	0	0	0	3	0.0
Joe Vitale	5	0	2	2	-1	7	0	0	0	0	0	3	0.0	Benoit Pouliot	2	0	1	1	-2	2	0	0	0	0	0	3	0.0
Lauri Korpikoski	3	0	2	2	1	0	0	0	0	0	0	3	0.0	Andrew Ference	5	0	0	0	-4	0	0	0	0	0	0	6	0.0
David Schlemko	3	0	2	2	2	0	0	0	0	0	0	5	0.0	Teddy Purcell	5	0	0	0	-2	0	0	0	0	0	0	6	0.0
Kyle Chipchura	4	1	0	1	0	7	0	0	0	0	0	2	50.0	Nail Yakupov	5	0	0	0	-3	4	0	0	0	0	0	11	0.0
Rob Klinkhammer	2	1	0	1	1	0	0	0	0	0	0	1	100.0	Boyd Gordon	4	0	0	0	-2	2	0	0	0	0	0	3	0.0
Michael Stone	5	0	1	1	3	4	0	0	0	0	0	7	0.0	Luke Gazdic	3	0	0	0	-1	7	0	0	0	0	0	0	0.0
Chris Summers	1	0	1	1	0	0	0	0	0	0	0	1	0.0	Matt Hendricks	3	0	0	0	-2	2	0	0	0	0	0	3	0.0
Zbynek Michalek	5	0	0	0	-2	6	0	0	0	0	0	10	0.0	Steven Pinizzotto	3	0	0	0	-1	7	0	0	0	0	0	6	0.0
B.J. Crombeen	4	0	0	0	-1	5	0	0	0	0	0	3	0.0	Tyler Pitlick	3	0	0	0	0	0	0	0	0	0	0	3	0.0
David Moss	3	0	0	0	-1	4	0	0	0	0	0	2	0.0	Jesse Joensuu	2	0	0	0	-2	0	0	0	0	0	0	0	0.0
POWER PLAY: 4-17 23.5% / PENALTY KILL: 17-19 89.5%														Will Acton	1	0	0	0	-2	5	0	0	0	0	0	1	0.0
														Keith Aulie	1	0	0	0	0	0	0	0	0	0	0	2	0.0
														Brandon Davidson	1	0	0	0	-1	0	0	0	0	0	0	1	0.0
														Darnell Nurse	1	0	0	0	-1	0	0	0	0	0	0	0	0.0

POWER PLAY: 4-17 23.5% / PENALTY KILL: 17-19 89.5%

POWER PLAY: 2-19 10.5% / PENALTY KILL: 13-17 76.5%

GOALTENDING

COYOTES										OILERS									
Goalie	GP	Min	W-L-OT	SO	GA	SA	SV	GAA	SV%	Goalie	GP	Min	W-L-OT	SO	GA	SA	SV	GAA	SV%
DEVAN DUBNYK	3	185	3-0-0	0	3	93	90	0.97	.968	BEN SCRIVENS	4	186	0-3-1	0	12	104	92	3.87	.885
MIKE SMITH	2	120	2-0-0	0	6	54	48	3.00	.889	VIKTOR FASTH	2	115	0-1-0	0	8	43	35	4.18	.814

GOALS BY PERIOD

COYOTES					OILERS				
1	2	3	OT	TOT	1	2	3	OT	TOT
5	8	7	1	21	5	0	4	0	9

SHOTS BY PERIOD

COYOTES					OILERS				
1	2	3	OT	TOT	1	2	3	OT	TOT
40	63	41	4	148	58	35	52	2	147

SEE RECORDS SECTION FOR "ALL TIME VS THE OILERS" BREAKDOWN



FLORIDA PANTHERS

2014-15 SEASON SERIES - Won: 1 Lost: 1 OT: 0

AT ARIZONA	COYOTES	PANTHERS	ATTEND	GOALTENDERS	W. GOAL
Oct 25 '14 *	Coyotes 2	Panthers 1	13,202	Mike Smith vs Roberto Luongo	Oliver Ekman-Larsson

AT FLORIDA	COYOTES	PANTHERS	ATTEND	GOALTENDERS	W. GOAL
Oct 30 '14	Coyotes 1	Panthers 2	7,691	Mike Smith vs Roberto Luongo	Scottie Upshall

* - Overtime ** - Shootout



LAST TIME VS THE PANTHERS...

Last Home Win: October 25, 2014 (2-1 OT)
 Last Home Loss: December 4, 2010 (2-1 SO)
 Last Home Tie: November 22, 2002 (3-3)
 Last Road Win: March 11, 2014 (3-1)
 Last Road Loss: October 30, 2014 (2-1)
 Last Road Tie: None

INDIVIDUAL SCORING

COYOTES

Player	GP	G	A	P	+/-	PIM	PP	SH	GW	GT	EN	S	S%
Keith Yandle	2	0	3	3	-2	4	0	0	0	0	0	13	0.0
Oliver Ekman-Larsson	2	1	1	2	0	0	1	0	1	0	0	14	7.1
Justin Hodgman	2	1	0	1	0	2	1	0	0	0	0	2	50.0
Martin Hanzal	1	1	0	1	-1	0	1	0	0	0	0	5	20.0
Sam Gagner	2	0	1	1	-2	0	0	0	0	0	0	3	0.0
Lauri Korpikoski	2	0	1	1	0	0	0	0	0	0	0	8	0.0
Mikkel Boedker	2	0	0	0	0	0	0	0	0	0	0	3	0.0
Kyle Chipchura	2	0	0	0	0	5	0	0	0	0	0	0	0.0
Shane Doan	2	0	0	0	-1	0	0	0	0	0	0	6	0.0
Martin Erat	2	0	0	0	-1	2	0	0	0	0	0	3	0.0
Rob Klinkhammer	2	0	0	0	0	2	0	0	0	0	0	0	0.0
Brandon McMillan	2	0	0	0	0	2	0	0	0	0	0	0	0.0
Zbynek Michalek	2	0	0	0	0	0	0	0	0	0	0	4	0.0
Connor Murphy	2	0	0	0	0	0	0	0	0	0	0	3	0.0
Michael Stone	2	0	0	0	-2	0	0	0	0	0	0	4	0.0
Antoine Vermette	2	0	0	0	-1	2	0	0	0	0	0	1	0.0
Joe Vitale	2	0	0	0	0	0	0	0	0	0	0	1	0.0
B.J. Crombeen	1	0	0	0	0	0	0	0	0	0	0	1	0.0
David Schlemko	1	0	0	0	0	0	0	0	0	0	0	2	0.0
Chris Summers	1	0	0	0	0	0	0	0	0	0	0	1	0.0

POWER PLAY: 3-12 25.0% / PENALTY KILL: 4-5 80.0%

PANTHERS

Player	GP	G	A	P	+/-	PIM	PP	SH	GW	GT	EN	S	S%
Brandon Pirri	2	2	0	2	1	0	1	0	0	0	0	5	40.0
Jussi Jokinen	2	0	2	2	1	4	0	0	0	0	0	3	0.0
Scottie Upshall	2	1	0	1	1	4	0	0	1	0	0	5	20.0
Tomas Fleischmann	2	0	1	1	1	0	0	0	0	0	0	2	0.0
Erik Gudbranson	2	0	1	1	1	7	0	0	0	0	0	3	0.0
Tomas Kopecky	2	0	1	1	1	4	0	0	0	0	0	3	0.0
Derek MacKenzie	2	0	1	1	1	2	0	0	0	0	0	1	0.0
Aleksander Barkov	2	0	0	0	0	2	0	0	0	0	0	4	0.0
Sean Bergenheim	2	0	0	0	0	4	0	0	0	0	0	1	0.0
Nick Bjugstad	2	0	0	0	0	0	0	0	0	0	0	8	0.0
Brad Boyes	2	0	0	0	0	0	0	0	0	0	0	1	0.0
Brian Campbell	2	0	0	0	0	0	0	0	0	0	0	1	0.0
Aaron Ekblad	2	0	0	0	0	0	0	0	0	0	0	1	0.0
Jonathan Huberdeau	2	0	0	0	0	2	0	0	0	0	0	4	0.0
Dmitry Kulikov	2	0	0	0	1	2	0	0	0	0	0	2	0.0
Willie Mitchell	2	0	0	0	1	2	0	0	0	0	0	3	0.0
Dylan Olsen	2	0	0	0	1	0	0	0	0	0	0	2	0.0
Shawn Thornton	2	0	0	0	0	0	0	0	0	0	0	1	0.0

POWER PLAY: 1-5 20.0% / PENALTY KILL: 9-12 75.0%

GOALTENDING

COYOTES

Goalie	GP	Min	W-L-OT	SO	GA	SA	SV	GAA	SV%
MIKE SMITH	2	121	1-1-0	0	3	50	47	1.48	.940

PANTHERS

Goalie	GP	Min	W-L-OT	SO	GA	SA	SV	GAA	SV%
ROBERTO LUONGO	2	122	1-0-1	0	3	74	71	1.47	.959

GOALS BY PERIOD

COYOTES					PANTHERS				
1	2	3	OT	TOT	1	2	3	OT	TOT
1	0	1	1	3	0	1	2	0	3

SHOTS BY PERIOD

COYOTES					PANTHERS				
1	2	3	OT	TOT	1	2	3	OT	TOT
25	16	30	3	74	18	17	15	0	50

SEE RECORDS SECTION FOR "ALL TIME VS THE PANTHERS" BREAKDOWN



LOS ANGELES KINGS

2014-15 SEASON SERIES – Won: 1 Lost: 3 OT: 0

LAST TIME VS THE KINGS...

Last Home Win: October 11, 2014 (3-2 OT)

Last Home Loss: December 4, 2014 (4-0)

Last Home Tie: December 26, 2001 (1-1)

Last Road Win: March 17, 2014 (4-3)

Last Road Loss: March 16, 2015 (1-0)

Last Road Tie: December 18, 2003 (4-4)

AT ARIZONA	COYOTES	KINGS	ATTEND	GOALTENDERS	W. GOAL
Dec 04 '14	Coyotes 0	Kings 4	12,254	Mike Smith, vs Martin Jones Devan Dubnyk	Dustin Brown
Oct 11 '14 *	Coyotes 3	Kings 2	12,859	Devan Dubnyk vs Jonathan Quick	Oliver Ekman-Larsson

AT LOS ANGELES	COYOTES	KINGS	ATTEND	GOALTENDERS	W. GOAL
Mar 16 '15	Coyotes 0	Kings 1	18,230	Mike Smith vs Jonathan Quick	Andy Andreoff
Dec 20 '14	Coyotes 2	Kings 4	18,230	Devan Dubnyk vs Jonathan Quick	Jeff Carter

* - Overtime ** - Shootout

INDIVIDUAL SCORING

COYOTES

Player	GP	G	A	P	+/-	PIM	PP	SH	GW	GT	EN	S	S%
Keith Yandle	3	0	4	4	-1	2	0	0	0	0	0	6	0.0
Antoine Vermette	3	1	1	2	0	2	1	0	0	0	0	3	33.3
Oliver Ekman-Larsson	4	1	0	1	0	0	1	0	1	0	0	13	7.7
Mikkel Boedker	3	1	0	1	1	0	0	0	0	0	0	9	11.1
Kyle Chipchura	3	1	0	1	-1	2	0	0	0	0	0	5	20.0
Martin Hanzal	3	1	0	1	-1	4	0	0	0	0	0	7	14.3
Shane Doan	4	0	1	1	-1	6	0	0	0	0	0	10	0.0
Michael Stone	3	0	1	1	-1	2	0	0	0	0	0	5	0.0
B.J. Crombeen	4	0	0	0	-1	2	0	0	0	0	0	1	0.0
Martin Erat	4	0	0	0	-2	6	0	0	0	0	0	4	0.0
Sam Gagner	4	0	0	0	-2	2	0	0	0	0	0	3	0.0
Joe Vitale	4	0	0	0	-1	2	0	0	0	0	0	3	0.0
Lauri Korpikoski	3	0	0	0	-1	0	0	0	0	0	0	5	0.0
Brandon McMillan	3	0	0	0	-1	0	0	0	0	0	0	2	0.0
Zbynek Michalek	3	0	0	0	-1	0	0	0	0	0	0	1	0.0
David Moss	3	0	0	0	-2	0	0	0	0	0	0	6	0.0
Connor Murphy	3	0	0	0	0	0	0	0	0	0	0	1	0.0
Tobias Rieder	3	0	0	0	0	2	0	0	0	0	0	10	0.0
Chris Summers	3	0	0	0	-2	0	0	0	0	0	0	1	0.0
David Schlemko	2	0	0	0	-1	0	0	0	0	0	0	0	0.0
Mark Arcobello	1	0	0	0	0	0	0	0	0	0	0	2	0.0
Craig Cunningham	1	0	0	0	0	2	0	0	0	0	0	1	0.0
Klas Dahlbeck	1	0	0	0	-1	0	0	0	0	0	0	1	0.0
Brandon Gormley	1	0	0	0	0	0	0	0	0	0	0	3	0.0
Rob Klinkhammer	1	0	0	0	0	0	0	0	0	0	0	3	0.0
Tye McGinn	1	0	0	0	0	0	0	0	0	0	0	1	0.0
John Moore	1	0	0	0	-1	0	0	0	0	0	0	2	0.0

KINGS

Player	GP	G	A	P	+/-	PIM	PP	SH	GW	GT	EN	S	S%
Jeff Carter	4	3	0	3	2	2	1	0	1	0	0	17	17.6
Dustin Brown	4	2	1	3	2	0	0	0	1	0	0	4	50.0
Alec Martinez	3	1	2	3	3	2	1	0	0	0	0	9	11.1
Anze Kopitar	4	0	3	3	-1	0	0	0	0	0	0	4	0.0
Marian Gaborik	3	1	1	2	0	0	1	0	0	0	0	5	20.0
Jarret Stoll	3	1	1	2	2	6	1	0	0	0	0	4	25.0
Brayden McNabb	4	0	2	2	1	2	0	0	0	0	0	6	0.0
Tyler Toffoli	4	0	2	2	3	2	0	0	0	0	0	9	0.0
Trevor Lewis	3	1	0	1	1	0	0	0	0	0	0	5	20.0
Tanner Pearson	3	1	0	1	2	2	0	0	0	0	0	7	14.3
Andy Andreoff	1	1	0	1	1	0	0	0	1	0	0	2	50.0
Kyle Clifford	4	0	1	1	1	2	0	0	0	0	0	8	0.0
Justin Williams	4	0	1	1	0	2	0	0	0	0	0	4	0.0
Jordan Nolan	3	0	1	1	1	2	0	0	0	0	0	5	0.0
Jamie McBain	1	0	1	1	1	0	0	0	0	0	0	2	0.0
Drew Doughty	4	0	0	0	1	2	0	0	0	0	0	12	0.0
Matt Greene	4	0	0	0	1	0	0	0	0	0	0	7	0.0
Dwight King	4	0	0	0	-1	0	0	0	0	0	0	5	0.0
Jake Muzzin	3	0	0	0	-1	2	0	0	0	0	0	5	0.0
Robyn Regehr	3	0	0	0	2	0	0	0	0	0	0	4	0.0
Mike Richards	3	0	0	0	-1	0	0	0	0	0	0	7	0.0
Andrej Sekera	1	0	0	0	1	0	0	0	0	0	0	4	0.0
Nick Shore	1	0	0	0	0	2	0	0	0	0	0	3	0.0
Slava Voynov	1	0	0	0	-1	0	0	0	0	0	0	1	0.0

POWER PLAY: 4-14 28.6% / PENALTY KILL: 9-11 81.8%

POWER PLAY: 2-11 18.2% / PENALTY KILL: 10-14 71.4%

GOALTENDING

COYOTES

Goalie	GP	Min	W-L-OT	SO	GA	SA	SV	GAA	SV%
DEVAN DUBNYK	3	148	1-1-0	0	7	84	77	2.84	.917
MIKE SMITH	2	94	0-2-0	0	4	55	51	2.54	.927

KINGS

Goalie	GP	Min	W-L-OT	SO	GA	SA	SV	GAA	SV%
JONATHAN QUICK	3	185	2-0-1	1	5	82	77	1.62	.939
MARTIN JONES	1	59	1-0-0	1	0	26	26	0.00	1.000

GOALS BY PERIOD

COYOTES					KINGS				
1	2	3	OT	TOT	1	2	3	OT	TOT
1	3	0	1	5	4	4	3	0	11

SHOTS BY PERIOD

COYOTES					KINGS				
1	2	3	OT	TOT	1	2	3	OT	TOT
40	39	27	2	108	41	48	47	3	139

SEE RECORDS SECTION FOR "ALL TIME VS THE KINGS" BREAKDOWN



MINNESOTA WILD

2014-15 SEASON SERIES - Won: 0 Lost: 2 OT: 1

AT ARIZONA	COYOTES	WILD	ATTEND	GOALTENDERS	W. GOAL
Dec 13 '14 **	Coyotes 3	Wild 4	13,975	Devan Dubnyk vs Niklas Backstrom	Mikko Koivu

AT MINNESOTA	COYOTES	WILD	ATTEND	GOALTENDERS	W. GOAL
Jan 17 '15	Coyotes 1	Wild 3	19,111	Mike Smith vs Devan Dubnyk	Jason Zucker
Oct 23 '14	Coyotes 0	Wild 2	18,554	Mike Smith vs Darcy Kuemper	Charlie Coyle

* - Overtime ** - Shootout



LAST TIME VS THE WILD...

Last Home Win: February 4, 2013 (2-1)
 Last Home Loss: December 13, 2014 (4-3 SO)
 Last Home Tie: March 7, 2004 (1-1)
 Last Road Win: November 27, 2013 (3-1)
 Last Road Loss: January 17, 2015 (3-1)
 Last Road Tie: March 17, 2002 (2-2)

INDIVIDUAL SCORING

COYOTES

Player	GP	G	A	P	+/-	PIM	PP	SH	GW	GT	EN	S	S%
Antoine Vermette	3	2	1	3	0	2	1	0	0	0	0	5	40.0
Oliver Ekman-Larsson	3	1	1	2	-1	0	1	0	0	0	0	10	10.0
Mikkel Boedker	3	0	2	2	0	0	0	0	0	0	0	4	0.0
Lauri Korpikoski	3	1	0	1	-1	0	0	0	0	0	0	3	33.3
Kyle Chipchura	3	0	1	1	1	2	0	0	0	0	0	2	0.0
David Moss	3	0	1	1	0	0	0	0	0	0	0	4	0.0
Keith Yandle	3	0	1	1	-4	2	0	0	0	0	0	9	0.0
Martin Erat	3	0	0	0	-5	2	0	0	0	0	0	0	0.0
Brandon McMillan	3	0	0	0	0	0	0	0	0	0	0	7	0.0
Zbynek Michalek	3	0	0	0	0	0	0	0	0	0	0	3	0.0
Michael Stone	3	0	0	0	-1	2	0	0	0	0	0	3	0.0
Joe Vitale	3	0	0	0	0	4	0	0	0	0	0	2	0.0
B.J. Crombeen	2	0	0	0	0	0	0	0	0	0	0	0	0.0
Shane Doan	2	0	0	0	1	0	0	0	0	0	0	6	0.0
Sam Gagner	2	0	0	0	-4	0	0	0	0	0	0	2	0.0
Martin Hanzal	2	0	0	0	-3	4	0	0	0	0	0	7	0.0
Connor Murphy	2	0	0	0	-1	0	0	0	0	0	0	3	0.0
Tobias Rieder	2	0	0	0	-2	2	0	0	0	0	0	4	0.0
David Schlemko	2	0	0	0	-1	0	0	0	0	0	0	6	0.0
Rob Klinkhammer	1	0	0	0	0	0	0	0	0	0	0	1	0.0
Lucas Lessio	1	0	0	0	0	2	0	0	0	0	0	1	0.0
Phillip Samuelsson	1	0	0	0	0	0	0	0	0	0	0	0	0.0
Chris Summers	1	0	0	0	0	0	0	0	0	0	0	0	0.0

POWER PLAY: 2-7 28.6% / PENALTY KILL: 7-9 77.8%

WILD

Player	GP	G	A	P	+/-	PIM	PP	SH	GW	GT	EN	S	S%
Zach Parise	3	2	1	3	0	0	1	0	0	0	1	17	11.8
Jason Pominville	3	1	2	3	3	0	0	0	0	0	0	13	7.7
Charlie Coyle	3	2	0	2	2	4	0	0	1	0	0	8	25.0
Jason Zucker	3	2	0	2	3	0	0	0	1	0	0	6	33.3
Nino Niederreiter	3	1	1	2	1	0	1	0	0	0	0	4	25.0
Mikko Koivu	3	0	2	2	3	4	0	0	0	0	0	6	0.0
Thomas Vanek	3	0	2	2	-1	0	0	0	0	0	0	7	0.0
Jared Spurgeon	2	0	2	2	4	2	0	0	0	0	0	2	0.0
Ryan Suter	2	0	2	2	-2	4	0	0	0	0	0	5	0.0
Justin Fontaine	3	0	1	1	1	2	0	0	0	0	0	7	0.0
Christian Folin	2	0	1	1	1	0	0	0	0	0	0	2	0.0
Jonas Brodin	3	0	0	0	0	0	0	0	0	0	0	4	0.0
Erik Haula	3	0	0	0	0	0	0	0	0	0	0	2	0.0
Nate Prosser	3	0	0	0	-1	4	0	0	0	0	0	1	0.0
Kyle Brodziak	2	0	0	0	1	0	0	0	0	0	0	1	0.0
Ryan Carter	2	0	0	0	0	0	0	0	0	0	0	2	0.0
Matt Cooke	2	0	0	0	0	0	0	0	0	0	0	0	0.0
Matt Dumba	2	0	0	0	0	0	0	0	0	0	0	1	0.0
Mikael Granlund	2	0	0	0	-1	0	0	0	0	0	0	2	0.0
Marco Scandella	2	0	0	0	5	0	0	0	0	0	0	5	0.0
Stu Bickel	1	0	0	0	0	0	0	0	0	0	0	0	0.0
Justin Falk	1	0	0	0	1	0	0	0	0	0	0	2	0.0

POWER PLAY: 2-9 22.2% / PENALTY KILL: 5-7 71.4%

GOALTENDING

COYOTES

Goalie	GP	Min	W-L-OT	SO	GA	SA	SV	GAA	SV%
MIKE SMITH	2	118	0-2-0	0	4	61	57	2.04	.934
DEVAN DUBNYK	1	65	0-0-1	0	3	35	32	2.78	.914

WILD

Goalie	GP	Min	W-L-OT	SO	GA	SA	SV	GAA	SV%
DARCY KUEMPER	1	60	1-0-0	1	0	26	26	0.00	1.000
DEVAN DUBNYK	1	60	1-0-0	0	1	26	25	1.01	.962
NIKLAS BACKSTROM	1	65	1-0-0	0	3	30	27	2.77	.900

GOALS BY PERIOD

COYOTES					WILD				
1	2	3	OT	TOT	1	2	3	OT	TOT
1	3	0	0	4	2	4	2	0	8

SHOTS BY PERIOD

COYOTES					WILD				
1	2	3	OT	TOT	1	2	3	OT	TOT
24	28	28	2	82	37	34	23	3	97

SEE RECORDS SECTION FOR "ALL TIME VS THE WILD" BREAKDOWN



MONTREAL CANADIENS

2014-15 SEASON SERIES - Won: 1 Lost: 1 OT: 0

LAST TIME VS THE CANADIENS...

Last Home Win: March 6, 2014 (5-2)
 Last Home Loss: March 7, 2015 (2-0)
 Last Home Tie: March 10, 2001 (3-3)
 Last Road Win: February 1, 2015 (3-2)
 Last Road Loss: December 17, 2013 (3-1)
 Last Road Tie: December 8, 2001 (3-3)

AT ARIZONA	COYOTES	CANADIENS	ATTEND	GOALTENDERS	W. GOAL
Mar 07 '15	Coyotes 0	Canadiens 2	14,094	Mike Smith vs Carey Price	Lars Eller

AT MONTREAL	COYOTES	CANADIENS	ATTEND	GOALTENDERS	W. GOAL
Feb 01 '15	Coyotes 3	Canadiens 2	21,286	Louis Domingue vs Dustin Tokarski	Lauri Korpikoski

* - Overtime ** - Shootout

INDIVIDUAL SCORING

COYOTES														CANADIENS													
Player	GP	G	A	P	+/-	PIM	PP	SH	GW	GT	EN	S	S%	Player	GP	G	A	P	+/-	PIM	PP	SH	GW	GT	EN	S	S%
Lauri Korpikoski	2	2	0	2	-1	0	2	0	1	0	0	5	40.0	Alex Galchenyuk	2	2	0	2	2	0	0	0	0	0	0	3	66.7
Keith Yandle	1	0	2	2	-1	0	0	0	0	0	0	4	0.0	Brendan Gallagher	2	1	1	2	2	0	0	0	0	0	1	7	14.3
Oliver Ekman-Larsson	2	1	0	1	0	0	0	0	0	0	0	7	14.3	Lars Eller	2	1	0	1	1	0	0	0	1	0	0	2	50.0
Martin Erat	2	0	1	1	-1	0	0	0	0	0	0	4	0.0	David Desharnais	2	0	1	1	2	0	0	0	0	0	0	1	0.0
Sam Gagner	2	0	1	1	-3	0	0	0	0	0	0	2	0.0	Tom Gilbert	2	0	1	1	1	2	0	0	0	0	0	3	0.0
Andrew Campbell	2	0	0	0	-1	0	0	0	0	0	0	2	0.0	Max Pacioretty	2	0	1	1	0	0	0	0	0	0	0	10	0.0
Kyle Chipchura	2	0	0	0	-1	0	0	0	0	0	0	6	0.0	Tomas Plekanec	2	0	1	1	0	0	0	0	0	0	0	0	0.0
B.J. Crombeen	2	0	0	0	0	2	0	0	0	0	0	1	0.0	Jiri Sekac	1	0	1	1	1	0	0	0	0	0	0	1	0.0
Shane Doan	2	0	0	0	0	0	0	0	0	0	0	2	0.0	Devante Smith-Pelly	1	0	1	1	1	0	0	0	0	0	0	5	0.0
David Moss	2	0	0	0	0	0	0	0	0	0	0	4	0.0	Nathan Beaulieu	2	0	0	0	0	0	0	0	0	0	0	1	0.0
Connor Murphy	2	0	0	0	-1	2	0	0	0	0	0	2	0.0	Andrei Markov	2	0	0	0	2	0	0	0	0	0	0	2	0.0
Tobias Rieder	2	0	0	0	-2	0	0	0	0	0	0	5	0.0	Brandon Prust	2	0	0	0	0	0	0	0	0	0	0	0	0.0
Michael Stone	2	0	0	0	-2	0	0	0	0	0	0	3	0.0	P.K. Subban	2	0	0	0	2	0	0	0	0	0	0	5	0.0
Mark Arcobello	1	0	0	0	-1	0	0	0	0	0	0	1	0.0	Dale Weise	2	0	0	0	-1	2	0	0	0	0	0	3	0.0
Craig Cunningham	1	0	0	0	0	0	0	0	0	0	0	0	0.0	Jacob De La Rose	1	0	0	0	1	2	0	0	0	0	0	3	0.0
Klas Dahlbeck	1	0	0	0	0	0	0	0	0	0	0	1	0.0	Gabriel Dumont	1	0	0	0	0	0	0	0	0	0	0	0	0.0
Lucas Lessio	1	0	0	0	0	0	0	0	0	0	0	0	0.0	Alexei Emelin	1	0	0	0	1	0	0	0	0	0	0	0	0.0
Tye McGinn	1	0	0	0	0	0	0	0	0	0	0	4	0.0	Brian Flynn	1	0	0	0	0	0	0	0	0	0	0	5	0.0
Brandon McMillan	1	0	0	0	-1	0	0	0	0	0	0	1	0.0	Sergei Gonchar	1	0	0	0	0	2	0	0	0	0	0	0	0.0
Zbynek Michalek	1	0	0	0	0	0	0	0	0	0	0	1	0.0	Manny Malhotra	1	0	0	0	0	2	0	0	0	0	0	0	0.0
John Moore	1	0	0	0	-1	0	0	0	0	0	0	1	0.0	Torrey Mitchell	1	0	0	0	0	0	0	0	0	0	0	0	0.0
Brendan Shinnimin	1	0	0	0	0	2	0	0	0	0	0	0	0.0	Jeff Petry	1	0	0	0	0	0	0	0	0	0	0	3	0.0
Antoine Vermette	1	0	0	0	0	2	0	0	0	0	0	3	0.0	Christian Thomas	1	0	0	0	0	0	0	0	0	0	0	1	0.0
Joe Vitale	1	0	0	0	0	0	0	0	0	0	0	1	0.0	Mike Weaver	1	0	0	0	0	0	0	0	0	0	0	0	0.0

POWER PLAY: 2-4 50.0% / PENALTY KILL: 3-3 100.0%

POWER PLAY: 0-3 0.0% / PENALTY KILL: 2-4 50.0%

GOALTENDING

COYOTES											CANADIENS										
Goalie	GP	Min	W-L-OT	SO	GA	SA	SV	GAA	SV%		Goalie	GP	Min	W-L-OT	SO	GA	SA	SV	GAA	SV%	
LOUIS DOMINGUE	1	60	1-0-0	0	2	20	18	2.01	.900		CAREY PRICE	1	60	1-0-0	1	0	28	28	0.00	1.000	
MIKE SMITH	1	59	0-1-0	0	1	34	33	1.02	.971		DUSTIN TOKARSKI	1	59	0-1-0	0	3	32	29	3.07	.906	

GOALS BY PERIOD

COYOTES					CANADIENS				
1	2	3	OT	TOT	1	2	3	OT	TOT
0	1	2	0	3	2	1	1	0	4

SHOTS BY PERIOD

COYOTES					CANADIENS				
1	2	3	OT	TOT	1	2	3	OT	TOT
14	22	24	0	60	25	17	13	0	55

SEE RECORDS SECTION FOR "ALL TIME VS THE CANADIENS" BREAKDOWN



NASHVILLE PREDATORS

2014-15 SEASON SERIES - Won: 0 Lost: 1 OT: 2

AT ARIZONA	COYOTES	PREDATORS	ATTEND	GOALTENDERS	W. GOAL
Mar 09 '15 *	Coyotes 1	Predators 2	11,227	Louis Domingue vs Pekka Rinne	James Neal
Dec 11 '14	Coyotes 1	Predators 5	10,194	Mike Smith vs Pekka Rinne	James Neal

AT NASHVILLE	COYOTES	PREDATORS	ATTEND	GOALTENDERS	W. GOAL
Oct 21 '14 **	Coyotes 3	Predators 4	15,694	Devan Dubnyk vs Pekka Rinne	Ryan Ellis

* - Overtime ** - Shootout



LAST TIME VS THE PREDATORS...

Last Home Win: October 31, 2013 (5-4 SO)

Last Home Loss: March 9, 2015 (2-1 OT)

Last Home Tie: None

Last Road Win: March 28, 2013 (7-4)

Last Road Loss: October 21, 2014 (4-3 SO)

Last Road Tie: December 22, 2003 (3-3)

INDIVIDUAL SCORING

COYOTES														PREDATORS													
Player	GP	G	A	P	+/-	PIM	PP	SH	GW	GT	EN	S	S%	Player	GP	G	A	P	+/-	PIM	PP	SH	GW	GT	EN	S	S%
Keith Yandle	2	1	2	3	-2	0	1	0	0	0	0	15	6.7	James Neal	3	3	1	4	4	6	0	0	2	0	0	11	27.3
Kyle Chipchura	3	1	1	2	-1	5	1	0	0	0	0	4	25.0	Ryan Ellis	3	2	2	4	3	4	0	0	0	0	0	6	33.3
Antoine Vermette	2	1	1	2	-3	6	1	0	0	0	0	9	11.1	Mike Ribeiro	3	1	2	3	2	2	0	0	0	0	0	5	20.0
Oliver Ekman-Larsson	3	0	2	2	-2	2	0	0	0	0	0	8	0.0	Mike Fisher	2	1	1	2	1	5	1	0	0	0	0	4	25.0
Martin Erat	3	1	0	1	-3	0	1	0	0	0	0	6	16.7	Filip Forsberg	3	0	2	2	4	0	0	0	0	0	0	3	0.0
Rob Klinkhammer	1	1	0	1	0	0	0	0	0	0	0	1	100.0	Seth Jones	3	0	2	2	2	0	0	0	0	0	0	4	0.0
David Moss	3	0	1	1	-3	4	0	0	0	0	0	3	0.0	Shea Weber	3	0	2	2	3	2	0	0	0	0	0	11	0.0
Mikkel Boedker	2	0	1	1	-1	0	0	0	0	0	0	4	0.0	Paul Gaustad	2	1	0	1	1	5	0	0	0	0	0	2	50.0
John Moore	1	0	1	1	-2	0	0	0	0	0	0	1	0.0	Calle Jarnkrok	2	1	0	1	2	2	0	0	0	0	0	9	11.1
Shane Doan	3	0	0	0	-2	0	0	0	0	0	0	7	0.0	Olli Jokinen	2	1	0	1	1	0	0	0	0	0	0	3	33.3
Sam Gagner	3	0	0	0	-2	4	0	0	0	0	0	5	0.0	Gabriel Bourque	3	0	1	1	2	2	0	0	0	0	0	4	0.0
Michael Stone	3	0	0	0	-1	4	0	0	0	0	0	5	0.0	Roman Josi	3	0	1	1	3	0	0	0	0	0	0	10	0.0
Joe Vitale	3	0	0	0	0	2	0	0	0	0	0	2	0.0	Colin Wilson	3	0	1	1	3	0	0	0	0	0	0	5	0.0
B.J. Crombeen	2	0	0	0	0	5	0	0	0	0	0	1	0.0	Derek Roy	2	0	1	1	1	0	0	0	0	0	0	2	0.0
Lauri Korpikoski	2	0	0	0	-3	0	0	0	0	0	0	1	0.0	Taylor Beck	1	0	1	1	1	0	0	0	0	0	0	1	0.0
Zbynek Michalek	2	0	0	0	-1	0	0	0	0	0	0	7	0.0	Cody Franson	1	0	1	1	1	0	0	0	0	0	0	3	0.0
Connor Murphy	2	0	0	0	-4	0	0	0	0	0	0	1	0.0	Mattias Ekholm	3	0	0	0	4	0	0	0	0	0	0	3	0.0
Tobias Rieder	2	0	0	0	-2	0	0	0	0	0	0	3	0.0	Craig Smith	3	0	0	0	1	0	0	0	0	0	0	7	0.0
David Schlemko	2	0	0	0	-2	0	0	0	0	0	0	2	0.0	Matt Cullen	2	0	0	0	0	0	0	0	0	0	0	3	0.0
Mark Arcobello	1	0	0	0	-1	0	0	0	0	0	0	2	0.0	Eric Nystrom	2	0	0	0	0	0	0	0	0	0	0	2	0.0
Andrew Campbell	1	0	0	0	0	0	0	0	0	0	0	1	0.0	Viktor Stalberg	2	0	0	0	0	4	0	0	0	0	0	2	0.0
Craig Cunningham	1	0	0	0	0	0	0	0	0	0	0	1	0.0	Anton Volchenkov	2	0	0	0	0	2	0	0	0	0	0	2	0.0
Klas Dahlbeck	1	0	0	0	-1	2	0	0	0	0	0	1	0.0	Mike Santorelli	1	0	0	0	0	0	0	0	0	0	0	2	0.0
Brandon Gormley	1	0	0	0	-1	2	0	0	0	0	0	2	0.0														
Martin Hanzal	1	0	0	0	-1	2	0	0	0	0	0	0	0.0														
Jordan Martinook	1	0	0	0	0	0	0	0	0	0	0	0	0.0														
Tye McGinn	1	0	0	0	0	0	0	0	0	0	0	1	0.0														
Brandon McMillan	1	0	0	0	-1	2	0	0	0	0	0	1	0.0														
Brendan Shinnimin	1	0	0	0	0	0	0	0	0	0	0	2	0.0														

POWER PLAY: 4-12 33.3% / PENALTY KILL: 14-15 93.3%

GOALTENDING

COYOTES										PREDATORS									
Goalie	GP	Min	W-L-OT	SO	GA	SA	SV	GAA	SV%	Goalie	GP	Min	W-L-OT	SO	GA	SA	SV	GAA	SV%
LOUIS DOMINGUE	1	63	0-0-1	0	2	40	38	1.91	.950	PEKKA RINNE	3	187	3-0-0	0	5	96	91	1.60	.948
DEVAN DUBNYK	1	65	0-0-1	0	3	26	23	2.77	.885										
MIKE SMITH	1	60	0-1-0	0	5	38	33	5.01	.868										

GOALS BY PERIOD

COYOTES					PREDATORS				
1	2	3	OT	TOT	1	2	3	OT	TOT
2	1	2	0	5	4	2	3	1	10

SHOTS BY PERIOD

COYOTES					PREDATORS				
1	2	3	OT	TOT	1	2	3	OT	TOT
25	32	37	2	96	37	25	32	10	104

SEE RECORDS SECTION FOR "ALL TIME VS THE PREDATORS" BREAKDOWN



NEW JERSEY DEVILS

2014-15 SEASON SERIES - Won: 0 Lost: 2 OT: 0

AT ARIZONA	COYOTES	DEVILS	ATTEND	GOALTENDERS	W. GOAL
Mar 14 '15	Coyotes 1	Devils 4	12,425	Mike Smith vs Cory Schneider	Stephen Gionta

AT NEW JERSEY	COYOTES	DEVILS	ATTEND	GOALTENDERS	W. GOAL
Feb 23 '15	Coyotes 0	Devils 3	12,159	Mike Smith vs Cory Schneider	Scott Gomez

* - Overtime ** - Shootout

LAST TIME VS THE DEVILS...

Last Home Win: January 18, 2014 (3-2)
 Last Home Loss: March 14, 2015 (4-1)
 Last Home Tie: December 3, 1990 (4-4)
 Last Road Win: March 27, 2014 (3-2 SO)
 Last Road Loss: February 23, 2015 (3-0)
 Last Road Tie: January 2, 1993 (2-2)

INDIVIDUAL SCORING

COYOTES														DEVILS													
Player	GP	G	A	P	+/-	PIM	PP	SH	GW	GT	EN	S	S%	Player	GP	G	A	P	+/-	PIM	PP	SH	GW	GT	EN	S	S%
Shane Doan	2	1	0	1	0	2	0	0	0	0	0	9	11.1	Mike Cammalleri	2	3	1	4	4	0	0	0	0	0	1	11	27.3
Mark Arcobello	2	0	1	1	-2	0	0	0	0	0	0	1	0.0	Jordin Tootoo	2	1	2	3	3	7	0	0	0	0	0	3	33.3
Tobias Rieder	2	0	1	1	-2	0	0	0	0	0	0	5	0.0	Stephen Gionta	2	1	1	2	1	0	0	0	1	0	0	3	33.3
Andrew Campbell	2	0	0	0	0	0	0	0	0	0	0	6	0.0	Adam Larsson	2	0	2	2	1	0	0	0	0	0	0	5	0.0
Kyle Chipchura	2	0	0	0	-2	0	0	0	0	0	0	0	0.0	Travis Zajac	2	0	2	2	3	0	0	0	0	0	0	2	0.0
Oliver Ekman-Larsson	2	0	0	0	0	0	0	0	0	0	0	6	0.0	Damon Severson	1	0	2	2	2	0	0	0	0	0	0	4	0.0
Martin Erat	2	0	0	0	-1	0	0	0	0	0	0	0	0.0	Scott Gomez	2	1	0	1	2	0	0	0	1	0	0	2	50.0
Sam Gagner	2	0	0	0	-3	0	0	0	0	0	0	8	0.0	Adam Henrique	2	1	0	1	1	0	1	0	0	0	0	4	25.0
Lauri Korpikoski	2	0	0	0	0	2	0	0	0	0	0	2	0.0	Andy Greene	2	0	1	1	1	0	0	0	0	0	0	4	0.0
David Moss	2	0	0	0	-3	0	0	0	0	0	0	3	0.0	Jon Merrill	2	0	1	1	3	0	0	0	0	0	0	2	0.0
Connor Murphy	2	0	0	0	-3	0	0	0	0	0	0	2	0.0	Steve Bernier	2	0	0	0	0	0	0	0	0	0	0	2	0.0
Michael Stone	2	0	0	0	-1	4	0	0	0	0	0	5	0.0	Eric Gelinas	2	0	0	0	1	2	0	0	0	0	0	1	0.0
Joe Vitale	2	0	0	0	0	0	0	0	0	0	0	3	0.0	Peter Harrold	2	0	0	0	1	0	0	0	0	0	0	2	0.0
B.J. Crombeen	1	0	0	0	0	7	0	0	0	0	0	1	0.0	Jacob Josefson	2	0	0	0	0	0	0	0	0	0	0	3	0.0
Craig Cunningham	1	0	0	0	-1	0	0	0	0	0	0	5	0.0	Tuomo Ruutu	2	0	0	0	0	4	0	0	0	0	0	3	0.0
Klas Dahlbeck	1	0	0	0	-2	0	0	0	0	0	0	1	0.0	Dainius Zubrus	2	0	0	0	0	0	0	0	0	0	0	1	0.0
Brandon Gormley	1	0	0	0	-2	2	0	0	0	0	0	2	0.0	Patrik Elias	1	0	0	0	0	2	0	0	0	0	0	1	0.0
Lucas Lessio	1	0	0	0	0	0	0	0	0	0	0	4	0.0	Mark Fraser	1	0	0	0	0	0	0	0	0	0	0	2	0.0
Jordan Martinook	1	0	0	0	-1	0	0	0	0	0	0	0	0.0	Jaromir Jagr	1	0	0	0	1	0	0	0	0	0	0	0	0.0
Tye McGinn	1	0	0	0	-1	0	0	0	0	0	0	1	0.0	Michael Ryder	1	0	0	0	0	0	0	0	0	0	0	2	0.0
John Moore	1	0	0	0	-1	0	0	0	0	0	0	0	0.0	Marek Zidlicky	1	0	0	0	1	2	0	0	0	0	0	0	0.0
Antoine Vermette	1	0	0	0	0	0	0	0	0	0	0	1	0.0	POWER PLAY: 1-5 20.0% / PENALTY KILL: 5-5 100.0%													
Keith Yandle	1	0	0	0	-1	0	0	0	0	0	0	4	0.0														

POWER PLAY: 0-5 0.0% / PENALTY KILL: 4-5 80.0%

GOALTENDING

COYOTES										DEVILS									
Goalie	GP	Min	W-L-OT	SO	GA	SA	SV	GAA	SV%	Goalie	GP	Min	W-L-OT	SO	GA	SA	SV	GAA	SV%
MIKE SMITH	2	120	0-2-0	0	6	56	50	3.01	.893	CORY SCHNEIDER	2	120	2-0-0	1	1	69	68	0.50	.986

GOALS BY PERIOD

COYOTES						DEVILS					
1	2	3	OT	TOT		1	2	3	OT	TOT	
0	0	1	0	1		1	1	5	0	7	

SHOTS BY PERIOD

COYOTES						DEVILS					
1	2	3	OT	TOT		1	2	3	OT	TOT	
27	24	18	0	69		18	19	20	0	57	

SEE RECORDS SECTION FOR "ALL TIME VS THE DEVILS" BREAKDOWN



NEW YORK ISLANDERS

2014-15 SEASON SERIES - Won: 0 Lost: 2 OT: 0

AT ARIZONA	COYOTES	ISLANDERS	ATTEND	GOALTENDERS	W. GOAL
Nov 08 '14	Coyotes 0	Islanders 1	14,689	Mike Smith vs Jaroslav Halak	Frans Nielsen

AT NEW YORK	COYOTES	ISLANDERS	ATTEND	GOALTENDERS	W. GOAL
Feb 24 '15	Coyotes 1	Islanders 5	15,888	Mike Smith vs Chad Johnson	Matt Martin

* - Overtime ** - Shootout



LAST TIME VS THE ISLANDERS...

Last Home Win: December 12, 2013 (6-3)
 Last Home Loss: November 8, 2014 (1-0)
 Last Home Tie: March 25, 2001 (2-2)
 Last Road Win: December 18, 2010 (4-3 SO)
 Last Road Loss: February 24, 2015 (5-1)
 Last Road Tie: January 10, 2000 (2-2)

INDIVIDUAL SCORING

COYOTES														ISLANDERS													
Player	GP	G	A	P	+/-	PIM	PP	SH	GW	GT	EN	S	S%	Player	GP	G	A	P	+/-	PIM	PP	SH	GW	GT	EN	S	S%
Mark Arcobello	1	1	0	1	1	0	0	0	0	0	0	7	14.3	Brock Nelson	2	1	1	2	2	2	0	0	0	0	0	7	14.3
Martin Erat	2	0	1	1	0	0	0	0	0	0	0	3	0.0	Kael Mouillierat	1	1	1	2	2	0	0	0	0	0	0	1	100.0
David Moss	1	0	1	1	1	0	0	0	0	0	0	0	0.0	Nikolay Kulemin	2	0	2	2	2	0	0	0	0	0	0	3	0.0
B.J. Crombeen	2	0	0	0	-1	4	0	0	0	0	0	1	0.0	Colin McDonald	1	0	2	2	2	0	0	0	0	0	0	1	0.0
Shane Doan	2	0	0	0	-2	0	0	0	0	0	0	0	0.0	Anders Lee	2	1	0	1	3	2	0	0	0	0	0	4	25.0
Oliver Ekman-Larsson	2	0	0	0	-1	2	0	0	0	0	0	6	0.0	Matt Martin	2	1	0	1	1	0	0	0	1	0	0	2	50.0
Sam Gagner	2	0	0	0	-2	0	0	0	0	0	0	6	0.0	Frans Nielsen	2	1	0	1	1	2	0	0	1	0	0	7	14.3
Brandon Gormley	2	0	0	0	-1	0	0	0	0	0	0	2	0.0	Johnny Boychuk	1	1	0	1	2	0	0	0	0	0	0	3	33.3
Lauri Korpikoski	2	0	0	0	-2	0	0	0	0	0	0	3	0.0	Travis Hamonic	2	0	1	1	3	0	0	0	0	0	0	3	0.0
Tobias Rieder	2	0	0	0	-1	0	0	0	0	0	0	2	0.0	Thomas Hickey	2	0	1	1	0	0	0	0	0	0	0	6	0.0
Michael Stone	2	0	0	0	-1	0	0	0	0	0	0	1	0.0	Ryan Strome	2	0	1	1	2	0	0	0	0	0	0	5	0.0
Antoine Vermette	2	0	0	0	-2	0	0	0	0	0	0	0	0.0	John Tavares	2	0	1	1	0	2	0	0	0	0	0	9	0.0
Keith Yandle	2	0	0	0	-3	0	0	0	0	0	0	6	0.0	Josh Bailey	1	0	1	1	1	0	0	0	0	0	0	4	0.0
Mikkel Boedker	1	0	0	0	0	2	0	0	0	0	0	1	0.0	Mikhail Grabovski	1	0	1	1	1	0	0	0	0	0	0	2	0.0
Andrew Campbell	1	0	0	0	-2	0	0	0	0	0	0	2	0.0	Cal Clutterbuck	2	0	0	0	-1	6	0	0	0	0	0	3	0.0
Kyle Chipchura	1	0	0	0	-1	0	0	0	0	0	0	1	0.0	Calvin de Haan	2	0	0	0	2	0	0	0	0	0	0	0	0.0
Martin Hanzal	1	0	0	0	-1	0	0	0	0	0	0	1	0.0	Nick Leddy	2	0	0	0	3	0	0	0	0	0	0	4	0.0
Rob Klinkhammer	1	0	0	0	0	0	0	0	0	0	0	0	0.0	Lubomir Visnovsky	2	0	0	0	0	0	0	0	0	0	0	5	0.0
Lucas Lessio	1	0	0	0	-2	0	0	0	0	0	0	1	0.0	Eric Boulton	1	0	0	0	0	0	0	0	0	0	0	0	0.0
Jordan Martinook	1	0	0	0	-2	0	0	0	0	0	0	1	0.0	Casey Cizikas	1	0	0	0	0	0	0	0	0	0	0	0	0.0
Brandon McMillan	1	0	0	0	-1	0	0	0	0	0	0	0	0.0	Michael Grabner	1	0	0	0	-1	0	0	0	0	0	0	1	0.0
Zbynek Michalek	1	0	0	0	0	0	0	0	0	0	0	0	0.0	Kyle Okposo	1	0	0	0	0	0	0	0	0	0	0	2	0.0
Connor Murphy	1	0	0	0	-1	0	0	0	0	0	0	0	0.0	Brian Strait	1	0	0	0	0	4	0	0	0	0	0	0	0.0
Dylan Reese	1	0	0	0	-1	0	0	0	0	0	0	3	0.0														
Joe Vitale	1	0	0	0	0	2	0	0	0	0	0	0	0.0														
POWER PLAY: 0-4 0.0% / PENALTY KILL: 8-8 100.0%																											

POWER PLAY: 0-8 0.0% / PENALTY KILL: 4-4 100.0%

POWER PLAY: 0-4 0.0% / PENALTY KILL: 8-8 100.0%

GOALTENDING

COYOTES										ISLANDERS									
Goalie	GP	Min	W-L-OT	SO	GA	SA	SV	GAA	SV%	Goalie	GP	Min	W-L-OT	SO	GA	SA	SV	GAA	SV%
MIKE SMITH	2	118	0-2-0	0	6	72	66	3.04	.917	JAROSLAV HALAK	1	60	1-0-0	1	0	19	19	0.00	1.000
										CHAD JOHNSON	1	60	1-0-0	0	1	28	27	1.00	.964

GOALS BY PERIOD

COYOTES					ISLANDERS				
1	2	3	OT	TOT	1	2	3	OT	TOT
0	1	0	0	1	0	1	5	0	6

SHOTS BY PERIOD

COYOTES					ISLANDERS				
1	2	3	OT	TOT	1	2	3	OT	TOT
11	20	16	0	47	23	21	28	0	72

SEE RECORDS SECTION FOR "ALL TIME VS THE ISLANDERS" BREAKDOWN



NEW YORK RANGERS

2014-15 SEASON SERIES - Won: 0 Lost: 2 OT: 0

LAST TIME VS THE RANGERS...

Last Home Win: October 3, 2013 (4-1)
 Last Home Loss: February 14, 2015 (5-1)
 Last Home Tie: December 28, 1999 (2-2)
 Last Road Win: December 16, 2007 (5-1)
 Last Road Loss: February 26, 2015 (4-3)
 Last Road Tie: November 20, 1989 (3-3)

AT ARIZONA	COYOTES	RANGERS	ATTEND	GOALTENDERS	W. GOAL
Feb 14 '15	Coyotes 1	Rangers 5	14,719	Mike Smith vs Cam Talbot	Rick Nash

AT NEW YORK	COYOTES	RANGERS	ATTEND	GOALTENDERS	W. GOAL
Feb 26 '15	Coyotes 3	Rangers 4	18,006	Mike Smith vs Cam Talbot	Lee Stempniak

* - Overtime ** - Shootout

INDIVIDUAL SCORING

COYOTES														RANGERS													
Player	GP	G	A	P	+/-	PIM	PP	SH	GW	GT	EN	S	S%	Player	GP	G	A	P	+/-	PIM	PP	SH	GW	GT	EN	S	S%
Sam Gagner	2	2	0	2	-2	0	2	0	0	0	0	4	50.0	Chris Kreider	2	3	0	3	2	0	2	0	0	0	0	9	33.3
Oliver Ekman-Larsson	2	0	2	2	0	0	0	0	0	0	0	6	0.0	Lee Stempniak	2	3	0	3	2	0	0	0	1	0	0	7	42.9
Michael Stone	2	0	2	2	0	2	0	0	0	0	0	1	0.0	Kevin Hayes	2	1	2	3	2	0	0	1	0	0	0	1	100.0
Mark Arcobello	2	1	0	1	-1	0	0	0	0	0	0	4	25.0	Kevin Klein	2	0	2	2	0	6	0	0	0	0	0	0	0.0
Antoine Vermette	2	1	0	1	-2	0	0	0	0	0	0	4	25.0	Derek Stepan	2	0	2	2	2	0	0	0	0	0	0	5	0.0
Martin Erat	2	0	1	1	-2	0	0	0	0	0	0	1	0.0	Rick Nash	2	1	0	1	0	0	0	0	1	0	0	5	20.0
Lucas Lessio	2	0	1	1	1	0	0	0	0	0	0	4	0.0	Marc Staal	2	1	0	1	2	0	0	0	0	0	0	4	25.0
David Moss	2	0	1	1	-1	0	0	0	0	0	0	2	0.0	Derick Brassard	2	0	1	1	0	2	0	0	0	0	0	2	0.0
Andrew Campbell	2	0	0	0	-2	0	0	0	0	0	0	2	0.0	Dan Girardi	2	0	1	1	3	0	0	0	0	0	0	2	0.0
Kyle Chipchura	2	0	0	0	-1	5	0	0	0	0	0	3	0.0	John Moore	2	0	1	1	2	5	0	0	0	0	0	0	0.0
Shane Doan	2	0	0	0	0	0	0	0	0	0	0	9	0.0	Dominic Moore	2	0	1	1	1	0	0	0	0	0	0	5	0.0
Lauri Korpikoski	2	0	0	0	-2	0	0	0	0	0	0	2	0.0	Martin St. Louis	2	0	1	1	2	4	0	0	0	0	0	5	0.0
Connor Murphy	2	0	0	0	-3	0	0	0	0	0	0	7	0.0	Mats Zuccarello	2	0	1	1	0	0	0	0	0	0	0	3	0.0
Tobias Rieder	2	0	0	0	-3	0	0	0	0	0	0	7	0.0	Tanner Glass	2	0	0	0	2	0	0	0	0	0	0	5	0.0
Joe Vitale	2	0	0	0	-1	0	0	0	0	0	0	4	0.0	Carl Hagelin	2	0	0	0	1	2	0	0	0	0	0	2	0.0
Keith Yandle	2	0	0	0	-4	0	0	0	0	0	0	8	0.0	Ryan McDonagh	2	0	0	0	1	0	0	0	0	0	0	7	0.0
Brandon Gormley	1	0	0	0	-1	2	0	0	0	0	0	1	0.0	J.T. Miller	2	0	0	0	0	0	0	0	0	0	0	4	0.0
Jordan Martinook	1	0	0	0	-1	0	0	0	0	0	0	4	0.0	Dan Boyle	1	0	0	0	1	0	0	0	0	0	0	3	0.0
Zbynek Michalek	1	0	0	0	0	0	0	0	0	0	0	1	0.0	Matt Hunwick	1	0	0	0	1	0	0	0	0	0	0	1	0.0
Henrik Samuelsson	1	0	0	0	0	0	0	0	0	0	0	1	0.0														
														POWER PLAY: 2-3 66.7% / PENALTY KILL: 6-8 75.0%													

POWER PLAY: 2-8 25.0% / PENALTY KILL: 1-3 33.3%

POWER PLAY: 2-3 66.7% / PENALTY KILL: 6-8 75.0%

GOALTENDING

COYOTES											RANGERS										
Goalie	GP	Min	W-L-OT	SO	GA	SA	SV	GAA	SV%		Goalie	GP	Min	W-L-OT	SO	GA	SA	SV	GAA	SV%	
MIKE SMITH	2	119	0-2-0	0	9	70	61	4.55	.871		CAM TALBOT	2	120	2-0-0	0	4	75	71	2.01	.947	

GOALS BY PERIOD

COYOTES						RANGERS					
1	2	3	OT	TOT		1	2	3	OT	TOT	
3	1	0	0	4		1	3	5	0	9	

SHOTS BY PERIOD

COYOTES						RANGERS					
1	2	3	OT	TOT		1	2	3	OT	TOT	
24	23	28	0	75		22	21	27	0	70	

SEE RECORDS SECTION FOR "ALL TIME VS THE RANGERS" BREAKDOWN



OTTAWA SENATORS

2014-15 SEASON SERIES - Won: 0 Lost: 2 OT: 0

AT ARIZONA	COYOTES	SENATORS	ATTEND	GOALTENDERS	W. GOAL
Jan 10 '15	Coyotes 1	Senators 5	14,933	Mike Smith vs Craig Anderson	Clarke MacArthur

AT OTTAWA	COYOTES	SENATORS	ATTEND	GOALTENDERS	W. GOAL
Jan 31 '15	Coyotes 2	Senators 7	18,489	Mike Smith, vs Robin Lehner Louis Domingue	Mark Stone

* - Overtime ** - Shootout



LAST TIME VS THE SENATORS...

Last Home Win: January 24, 2012 (3-2)
 Last Home Loss: January 10, 2015 (5-1)
 Last Home Tie: January 11, 1998 (4-4)
 Last Road Win: December 21, 2013 (4-3 OT)
 Last Road Loss: January 31, 2015 (7-2)
 Last Road Tie: February 1, 1993 (4-4)

INDIVIDUAL SCORING

COYOTES

Player	GP	G	A	P	+/-	PIM	PP	SH	GW	GT	EN	S	S%
Sam Gagner	2	1	1	2	0	0	0	0	0	0	0	5	20.0
Mikkel Boedker	1	1	0	1	0	0	0	0	0	0	0	1	100.0
Zbynek Michalek	1	1	0	1	-2	0	0	0	0	0	0	1	100.0
Lauri Korpikoski	2	0	1	1	0	0	0	0	0	0	0	1	0.0
Lucas Lessio	2	0	1	1	-2	2	0	0	0	0	0	1	0.0
Keith Yandle	2	0	1	1	-3	0	0	0	0	0	0	8	0.0
Kyle Chipchura	2	0	0	0	-4	0	0	0	0	0	0	1	0.0
Shane Doan	2	0	0	0	0	0	0	0	0	0	0	10	0.0
Oliver Ekman-Larsson	2	0	0	0	0	4	0	0	0	0	0	6	0.0
Martin Erat	2	0	0	0	-1	2	0	0	0	0	0	4	0.0
Brandon McMillan	2	0	0	0	-4	0	0	0	0	0	0	2	0.0
David Moss	2	0	0	0	-4	2	0	0	0	0	0	4	0.0
Connor Murphy	2	0	0	0	-3	2	0	0	0	0	0	4	0.0
Tobias Rieder	2	0	0	0	-1	0	0	0	0	0	0	8	0.0
Michael Stone	2	0	0	0	0	0	0	0	0	0	0	7	0.0
Antoine Vermette	2	0	0	0	-1	0	0	0	0	0	0	2	0.0
Andrew Campbell	1	0	0	0	-3	0	0	0	0	0	0	1	0.0
B.J. Crombeen	1	0	0	0	-1	5	0	0	0	0	0	0	0.0
Brandon Gormley	1	0	0	0	0	0	0	0	0	0	0	2	0.0
Brendan Shinnimin	1	0	0	0	-1	2	0	0	0	0	0	0	0.0
Chris Summers	1	0	0	0	-3	2	0	0	0	0	0	0	0.0
Joe Vitale	1	0	0	0	-1	2	0	0	0	0	0	1	0.0

SENATORS

Player	GP	G	A	P	+/-	PIM	PP	SH	GW	GT	EN	S	S%
Mika Zibanejad	2	1	3	4	1	0	0	0	0	0	0	5	20.0
Erik Karlsson	2	1	2	3	4	0	0	0	0	0	0	7	14.3
David Legwand	2	1	2	3	3	0	0	0	0	0	0	1	100.0
Clarke MacArthur	2	1	2	3	2	0	0	0	1	0	0	6	16.7
Bobby Ryan	2	1	2	3	3	0	0	0	0	0	0	4	25.0
Mark Stone	2	1	2	3	1	0	0	0	1	0	0	5	20.0
Marc Methot	2	0	3	3	2	4	0	0	0	0	0	1	0.0
Mike Hoffman	2	2	0	2	2	0	0	0	0	0	0	7	28.6
Milan Michalek	2	2	0	2	1	4	1	0	0	0	0	2	100.0
Cody Ceci	2	1	0	1	2	0	1	0	0	0	0	5	20.0
Jean-Gabriel Pageau	2	1	0	1	1	0	0	0	0	0	0	5	20.0
Kyle Turris	2	0	1	1	2	0	0	0	0	0	0	5	0.0
Erik Condra	2	0	0	0	1	0	0	0	0	0	0	2	0.0
Jared Cowen	2	0	0	0	1	2	0	0	0	0	0	0	0.0
Curtis Lazar	2	0	0	0	2	2	0	0	0	0	0	4	0.0
Chris Phillips	2	0	0	0	2	0	0	0	0	0	0	2	0.0
Mark Borowiecki	1	0	0	0	1	2	0	0	0	0	0	0	0.0
Alex Chiasson	1	0	0	0	0	0	0	0	0	0	0	1	0.0
Erik Gryba	1	0	0	0	2	0	0	0	0	0	0	2	0.0
Chris Neil	1	0	0	0	1	7	0	0	0	0	0	0	0.0

POWER PLAY: 2-10 20.0% / PENALTY KILL: 8-8 100.0%

POWER PLAY: 0-8 0.0% / PENALTY KILL: 8-10 80.0%

GOALTENDING

COYOTES

Goalie	GP	Min	W-L-OT	SO	GA	SA	SV	GAA	SV%
LOUIS DOMINGUE	1	18	0-0-0	0	2	11	9	6.77	.818
MIKE SMITH	2	102	0-2-0	0	10	53	43	5.87	.811

SENATORS

Goalie	GP	Min	W-L-OT	SO	GA	SA	SV	GAA	SV%
CRAIG ANDERSON	1	60	1-0-0	0	1	32	31	1.00	.969
ROBIN LEHNER	1	60	1-0-0	0	2	37	35	2.00	.946

GOALS BY PERIOD

COYOTES					SENATORS				
1	2	3	OT	TOT	1	2	3	OT	TOT
2	0	1	0	3	3	3	6	0	12

SHOTS BY PERIOD

COYOTES					SENATORS				
1	2	3	OT	TOT	1	2	3	OT	TOT
15	27	27	0	69	20	22	22	0	64

SEE RECORDS SECTION FOR "ALL TIME VS THE SENATORS" BREAKDOWN



PHILADELPHIA FLYERS

2014-15 SEASON SERIES - Won: 1 Lost: 0 OT: 1

LAST TIME VS THE FLYERS...

Last Home Win: December 29, 2014 (4-2)
 Last Home Loss: January 4, 2014 (5-3)
 Last Home Tie: April 4, 1994 (2-2)
 Last Road Win: October 11, 2013 (2-1)
 Last Road Loss: January 27, 2015 (4-3 S0)
 Last Road Tie: None

AT ARIZONA	COYOTES	FLYERS	ATTEND	GOALTENDERS	W. GOAL
Dec 29 '14	Coyotes 4	Flyers 2	16,521	Devan Dubnyk vs Steve Mason	Oliver Ekman-Larsson

AT PHILADELPHIA	COYOTES	FLYERS	ATTEND	GOALTENDERS	W. GOAL
Jan 27 '15 **	Coyotes 3	Flyers 4	19,581	Mike Smith vs Ray Emery, Steve Mason	Wayne Simmonds

* - Overtime ** - Shootout

INDIVIDUAL SCORING

COYOTES														FLYERS													
Player	GP	G	A	P	+/-	PIM	PP	SH	GW	GT	EN	S	S%	Player	GP	G	A	P	+/-	PIM	PP	SH	GW	GT	EN	S	S%
Antoine Vermette	2	2	2	4	5	0	0	0	0	0	1	3	66.7	R.J. Umberger	2	3	0	3	1	2	0	0	0	0	0	10	30.0
Shane Doan	2	1	2	3	3	0	0	0	0	0	0	4	25.0	Sean Couturier	2	0	3	3	1	0	0	0	0	0	0	3	0.0
Martin Erat	2	1	2	3	2	0	0	0	0	0	0	5	20.0	Mark Streit	2	0	2	2	-2	0	0	0	0	0	0	2	0.0
Oliver Ekman-Larsson	2	1	1	2	5	2	1	0	1	0	0	4	25.0	Wayne Simmonds	2	1	0	1	-1	0	1	0	0	0	0	5	20.0
Mikkel Boedker	1	0	2	2	1	0	0	0	0	0	0	1	0.0	Michael Del Zotto	1	1	0	1	-1	0	0	0	0	0	0	4	25.0
Connor Murphy	2	1	0	1	0	0	0	0	0	0	0	1	100.0	Pierre-Edouard Bellemare	2	0	1	1	0	0	0	0	0	0	0	4	0.0
Tobias Rieder	2	1	0	1	1	0	0	0	0	0	0	7	14.3	Claude Giroux	2	0	1	1	-3	0	0	0	0	0	0	8	0.0
Martin Hanzal	2	0	1	1	0	0	0	0	0	0	0	5	0.0	Andrew MacDonald	2	0	1	1	0	0	0	0	0	0	0	4	0.0
Lauri Korpikoski	2	0	1	1	-1	0	0	0	0	0	0	2	0.0	Matt Read	2	0	1	1	1	0	0	0	0	0	0	4	0.0
Zbynek Michalek	2	0	1	1	5	0	0	0	0	0	0	2	0.0	Jakub Voracek	2	0	1	1	-2	0	0	0	0	0	0	5	0.0
Keith Yandle	2	0	1	1	-3	0	0	0	0	0	0	6	0.0	Vincent Lecavalier	2	0	0	0	-1	0	0	0	0	0	0	9	0.0
Andrew Campbell	1	0	1	1	1	0	0	0	0	0	0	0	0.0	Brayden Schenn	2	0	0	0	0	0	0	0	0	0	0	4	0.0
Kyle Chipchura	2	0	0	0	0	0	0	0	0	0	0	3	0.0	Luke Schenn	2	0	0	0	0	0	0	0	0	0	0	3	0.0
Sam Gagner	2	0	0	0	0	0	0	0	0	0	0	1	0.0	Nick Schultz	2	0	0	0	1	0	0	0	0	0	0	2	0.0
Brandon McMillan	2	0	0	0	-2	2	0	0	0	0	0	1	0.0	Chris VandeVelde	2	0	0	0	-1	0	0	0	0	0	0	1	0.0
David Moss	2	0	0	0	-1	2	0	0	0	0	0	2	0.0	Braydon Coburn	1	0	0	0	0	0	0	0	0	0	0	1	0.0
Michael Stone	2	0	0	0	-3	2	0	0	0	0	0	2	0.0	Carlo Colaiacovo	1	0	0	0	0	0	0	0	0	0	0	1	0.0
Tyler Gaudet	1	0	0	0	-1	0	0	0	0	0	0	1	0.0	Nicklas Grossmann	1	0	0	0	-2	0	0	0	0	0	0	0	0.0
Brandon Gormley	1	0	0	0	-1	0	0	0	0	0	0	1	0.0	Scott Laughton	1	0	0	0	0	2	0	0	0	0	0	0	0.0
Lucas Lessio	1	0	0	0	-1	0	0	0	0	0	0	0	0.0	Michael Raffl	1	0	0	0	-2	0	0	0	0	0	0	1	0.0
Joe Vitale	1	0	0	0	0	0	0	0	0	0	0	1	0.0	Petr Straka	1	0	0	0	0	0	0	0	0	0	0	0	0.0
														Ryan White	1	0	0	0	0	2	0	0	0	0	0	3	0.0

POWER PLAY: 1-3 33.3% / PENALTY KILL: 3-4 75.0%

POWER PLAY: 1-4 25.0% / PENALTY KILL: 2-3 66.7%

GOALTENDING

COYOTES											FLYERS										
Goalie	GP	Min	W-L-OT	SO	GA	SA	SV	GAA	SV%		Goalie	GP	Min	W-L-OT	SO	GA	SA	SV	GAA	SV%	
DEVAN DUBNYK	1	60	1-0-0	0	2	32	30	2.00	.938		STEVE MASON	2	118	1-1-0	0	4	47	43	2.04	.915	
MIKE SMITH	1	65	0-0-1	0	3	42	39	2.77	.929		RAY EMERY	1	6	0-0-0	0	2	4	2	20.57	.500	

GOALS BY PERIOD

COYOTES					FLYERS				
1	2	3	OT	TOT	1	2	3	OT	TOT
3	2	2	0	7	1	2	2	0	5

SHOTS BY PERIOD

COYOTES					FLYERS				
1	2	3	OT	TOT	1	2	3	OT	TOT
16	14	19	3	52	30	17	26	1	74

SEE RECORDS SECTION FOR "ALL TIME VS THE FLYERS" BREAKDOWN



PITTSBURGH PENGUINS

2014-15 SEASON SERIES - Won: 0 Lost: 2 OT: 0

AT ARIZONA	COYOTES	PENGUINS	ATTEND	GOALTENDERS	W. GOAL
Mar 21 '15	Coyotes 1	Penguins 3	15,581	Mike Smith vs Marc-Andre Fleury	Daniel Winnik

AT PITTSBURGH	COYOTES	PENGUINS	ATTEND	GOALTENDERS	W. GOAL
Mar 28 '15	Coyotes 2	Penguins 3	18,627	Mike Smith vs Thomas Greiss	Sidney Crosby

* - Overtime ** - Shootout



LAST TIME VS THE PENGUINS...

Last Home Win: February 1, 2014 (3-1)
 Last Home Loss: March 21, 2015 (3-1)
 Last Home Tie: December 12, 1997 (2-2)
 Last Road Win: March 25, 2014 (3-2)
 Last Road Loss: March 28, 2015 (3-2)
 Last Road Tie: None

INDIVIDUAL SCORING

COYOTES

Player	GP	G	A	P	+/-	PIM	PP	SH	GW	GT	EN	S	S%
Tobias Rieder	2	2	0	2	0	0	0	1	0	0	0	8	25.0
Tye McGinn	2	1	0	1	2	2	0	0	0	0	0	1	100.0
Mark Arcobello	2	0	1	1	-1	2	0	0	0	0	0	6	0.0
B.J. Crombeen	2	0	1	1	1	2	0	0	0	0	0	0	0.0
Klas Dahlbeck	2	0	1	1	2	0	0	0	0	0	0	0	0.0
Shane Doan	2	0	1	1	-1	9	0	0	0	0	0	5	0.0
David Moss	2	0	1	1	1	0	0	0	0	0	0	0	0.0
Andrew Campbell	2	0	0	0	-1	2	0	0	0	0	0	0	0.0
Kyle Chipchura	2	0	0	0	-1	0	0	0	0	0	0	5	0.0
Craig Cunningham	2	0	0	0	-1	0	0	0	0	0	0	2	0.0
Oliver Ekman-Larsson	2	0	0	0	-1	2	0	0	0	0	0	7	0.0
Sam Gagner	2	0	0	0	-1	0	0	0	0	0	0	2	0.0
John Moore	2	0	0	0	1	2	0	0	0	0	0	4	0.0
Connor Murphy	2	0	0	0	1	0	0	0	0	0	0	5	0.0
Michael Stone	2	0	0	0	-1	8	0	0	0	0	0	7	0.0
Joe Vitale	2	0	0	0	1	2	0	0	0	0	0	0	0.0
Martin Erat	1	0	0	0	0	0	0	0	0	0	0	0	0.0
Justin Hodgman	1	0	0	0	-1	0	0	0	0	0	0	1	0.0
Lauri Korpikoski	1	0	0	0	-1	0	0	0	0	0	0	0	0.0
Jordan Szwarz	1	0	0	0	0	0	0	0	0	0	0	2	0.0

POWER PLAY: 0-5 0.0% / PENALTY KILL: 7-10 70.0%

PENGUINS

Player	GP	G	A	P	+/-	PIM	PP	SH	GW	GT	EN	S	S%
Sidney Crosby	2	2	3	5	2	0	1	0	1	0	1	9	22.2
Daniel Winnik	2	2	0	2	3	0	0	0	1	0	0	6	33.3
Evgeni Malkin	1	0	2	2	-1	0	0	0	0	0	0	5	0.0
Steve Downie	2	1	0	1	-1	5	1	0	0	0	0	6	16.7
Brandon Sutter	2	1	0	1	0	0	1	0	0	0	0	11	9.1
Kris Letang	2	0	1	1	1	2	0	0	0	0	0	6	0.0
Paul Martin	2	0	1	1	1	0	0	0	0	0	0	2	0.0
Derrick Pouliot	1	0	1	1	-2	0	0	0	0	0	0	4	0.0
Craig Adams	2	0	0	0	-1	2	0	0	0	0	0	0	0.0
Beau Bennett	2	0	0	0	0	2	0	0	0	0	0	3	0.0
Ian Cole	2	0	0	0	0	0	0	0	0	0	0	3	0.0
Blake Comeau	2	0	0	0	1	15	0	0	0	0	0	6	0.0
Chris Kunitz	2	0	0	0	-1	2	0	0	0	0	0	7	0.0
Maxim Lapierre	2	0	0	0	-1	2	0	0	0	0	0	4	0.0
Ben Lovejoy	2	0	0	0	-1	0	0	0	0	0	0	4	0.0
Rob Scuderi	2	0	0	0	1	0	0	0	0	0	0	1	0.0
Nick Spaling	2	0	0	0	-1	0	0	0	0	0	0	2	0.0
Andrew Ebbett	1	0	0	0	0	0	0	0	0	0	0	1	0.0
Patric Hornqvist	1	0	0	0	1	2	0	0	0	0	0	2	0.0
David Perron	1	0	0	0	-1	2	0	0	0	0	0	1	0.0

POWER PLAY: 3-10 30.0% / PENALTY KILL: 5-5 100.0%

GOALTENDING

COYOTES

Goalie	GP	Min	W-L-OT	SO	GA	SA	SV	GAA	SV%
MIKE SMITH	2	117	0-2-0	0	5	82	77	2.56	.939

PENGUINS

Goalie	GP	Min	W-L-OT	SO	GA	SA	SV	GAA	SV%
MARC-ANDRE FLEURY	1	58	1-0-0	0	1	31	30	1.03	.968
THOMAS GREISS	1	60	1-0-0	0	2	24	22	2.01	.917

GOALS BY PERIOD

COYOTES					PENGUINS				
1	2	3	OT	TOT	1	2	3	OT	TOT
1	0	2	0	3	0	2	4	0	6

SHOTS BY PERIOD

COYOTES					PENGUINS				
1	2	3	OT	TOT	1	2	3	OT	TOT
26	14	15	0	55	17	35	31	0	83

SEE RECORDS SECTION FOR "ALL TIME VS THE PENGUINS" BREAKDOWN



SAN JOSE SHARKS

2014-15 SEASON SERIES - Won: 2 Lost: 3 OT: 0

LAST TIME VS THE SHARKS...

Last Home Win: April 4, 2015 (5-3)
 Last Home Loss: February 13, 2015 (4-2)
 Last Home Tie: October 19, 1995 (3-3)
 Last Road Win: November 22, 2014 (4-3 SO)
 Last Road Loss: April 3, 2015 (3-1)
 Last Road Tie: October 25, 2003 (4-4)

AT ARIZONA	COYOTES	SHARKS	ATTEND	GOALTENDERS	W. GOAL
Apr 04 '15	Coyotes 5	Sharks 3	14,752	Mike Smith vs Antti Niemi	Mark Arcobello
Feb 13 '15	Coyotes 2	Sharks 4	16,713	Mike Smith vs Antti Niemi	Barclay Goodrow
Jan 13 '15	Coyotes 2	Sharks 3	10,631	Devan Dubnyk vs Antti Niemi	Brenden Dillon

AT SAN JOSE	COYOTES	SHARKS	ATTEND	GOALTENDERS	W. GOAL
Apr 03 '15	Coyotes 1	Sharks 3	17,562	Louis Domingue vs Antti Niemi	Joe Pavelski
Nov 22 '14 **	Coyotes 4	Sharks 3	17,297	Devan Dubnyk vs Antti Niemi	Antoine Vermette

* - Overtime ** - Shootout

INDIVIDUAL SCORING

COYOTES

Player	GP	G	A	P	+/-	PIM	PP	SH	GW	GT	EN	S	S%
Shane Doan	5	3	3	6	0	12	1	0	0	0	0	12	25.0
Mark Arcobello	3	3	1	4	0	2	0	0	1	0	0	4	75.0
Oliver Ekman-Larsson	5	2	2	4	-3	4	1	0	0	0	0	15	13.3
Sam Gagner	5	1	3	4	0	2	0	0	0	0	1	17	5.9
Martin Erat	5	1	2	3	-1	0	1	0	0	0	0	8	12.5
Mikkel Boedker	2	1	2	3	0	0	0	0	0	0	0	2	50.0
Antoine Vermette	3	1	1	2	-1	2	1	0	0	0	0	3	33.3
Tobias Rieder	5	0	2	2	1	0	0	0	0	0	0	9	0.0
Michael Stone	5	0	2	2	2	8	0	0	0	0	0	13	0.0
David Schlemko	1	1	0	1	1	0	0	0	0	0	0	2	50.0
Kyle Chipchura	5	0	1	1	0	0	0	0	0	0	0	6	0.0
David Moss	4	0	1	1	1	4	0	0	0	0	0	12	0.0
Lauri Korpikoski	3	0	1	1	-1	0	0	0	0	0	0	4	0.0
Keith Yandle	3	0	1	1	0	0	0	0	0	0	0	6	0.0
John Moore	2	0	1	1	-1	5	0	0	0	0	0	1	0.0
Connor Murphy	5	0	0	0	-1	0	0	0	0	0	0	3	0.0
Joe Vitale	4	0	0	0	-1	0	0	0	0	0	0	3	0.0
B.J. Crombeen	3	0	0	0	-1	2	0	0	0	0	0	4	0.0
Lucas Lessio	3	0	0	0	-1	0	0	0	0	0	0	3	0.0
Zbynek Michalek	3	0	0	0	-2	0	0	0	0	0	0	4	0.0
Andrew Campbell	2	0	0	0	0	0	0	0	0	0	0	2	0.0
Craig Cunningham	2	0	0	0	-1	0	0	0	0	0	0	0	0.0
Klas Dahlbeck	2	0	0	0	1	0	0	0	0	0	0	4	0.0
Tye McGinn	2	0	0	0	0	2	0	0	0	0	0	1	0.0
Brandon McMillan	2	0	0	0	0	0	0	0	0	0	0	1	0.0
Jordan Szwarz	2	0	0	0	0	0	0	0	0	0	0	1	0.0
Brandon Gormley	1	0	0	0	-1	0	0	0	0	0	0	0	0.0
Jordan Martinook	1	0	0	0	0	0	0	0	0	0	0	1	0.0
Brendan Shinnimin	1	0	0	0	-1	2	0	0	0	0	0	3	0.0
Chris Summers	1	0	0	0	0	0	0	0	0	0	0	3	0.0

SHARKS

Player	GP	G	A	P	+/-	PIM	PP	SH	GW	GT	EN	S	S%
Joe Pavelski	5	6	0	6	3	0	3	0	1	0	1	24	25.0
Logan Couture	5	1	5	6	-2	0	0	0	0	0	0	21	4.8
Joe Thornton	5	1	4	5	-1	2	0	0	0	0	0	10	10.0
Brent Burns	5	0	4	4	0	0	0	0	0	0	0	15	0.0
Tomas Hertl	5	2	1	3	-2	2	1	0	0	0	0	8	25.0
Chris Tierney	3	1	2	3	1	0	1	0	0	0	0	7	14.3
Barclay Goodrow	5	1	1	2	2	7	0	0	1	0	0	7	14.3
Matt Nieto	5	1	1	2	0	2	0	0	0	0	0	9	11.1
Patrick Marleau	5	0	2	2	-5	0	0	0	0	0	0	16	0.0
Matt Irwin	4	0	2	2	0	4	0	0	0	0	0	6	0.0
Taylor Fedun	2	0	2	2	0	2	0	0	0	0	0	3	0.0
Brenden Dillon	5	1	0	1	-2	4	0	0	1	0	0	6	16.7
Tommy Wingels	5	1	0	1	0	2	0	1	0	0	0	8	12.5
Andrew Desjardins	2	1	0	1	2	2	0	0	0	0	0	2	50.0
Justin Braun	4	0	1	1	1	0	0	0	0	0	0	5	0.0
Melker Karlsson	4	0	1	1	2	0	0	0	0	0	0	3	0.0
Scott Hannan	3	0	1	1	3	0	0	0	0	0	0	5	0.0
Tyler Kennedy	2	0	1	1	2	0	0	0	0	0	0	6	0.0
Marc-Edouard Vlasic	2	0	1	1	1	0	0	0	0	0	0	0	0.0
James Sheppard	3	0	0	0	0	2	0	0	0	0	0	2	0.0
Mike Brown	2	0	0	0	0	0	0	0	0	0	0	1	0.0
Tye McGinn	2	0	0	0	1	0	0	0	0	0	0	6	0.0
Mirco Mueller	2	0	0	0	1	0	0	0	0	0	0	1	0.0
Ben Smith	2	0	0	0	0	0	0	0	0	0	0	0	0.0
Karl Stollery	2	0	0	0	-1	2	0	0	0	0	0	4	0.0
Matt Tennyson	1	0	0	0	1	2	0	0	0	0	0	1	0.0

POWER PLAY: 5-18 27.8% / PENALTY KILL: 8-12 66.7%

POWER PLAY: 4-12 33.3% / PENALTY KILL: 13-18 72.2%

GOALTENDING

COYOTES

Goalie	GP	Min	W-L-OT	SO	GA	SA	SV	GAA	SV%
MIKE SMITH	2	119	1-1-0	0	6	70	64	3.04	.914
DEVAN DUBNYK	2	124	1-1-0	0	6	68	62	2.91	.912
LOUIS DOMINGUE	1	58	0-1-0	0	3	37	34	3.09	.919

SHARKS

Goalie	GP	Min	W-L-OT	SO	GA	SA	SV	GAA	SV%
ANTTI NIEMI	5	304	3-1-1	0	12	146	134	2.37	.918

GOALS BY PERIOD

COYOTES					SHARKS				
1	2	3	OT	TOT	1	2	3	OT	TOT
7	3	3	0	13	3	7	6	0	16

SHOTS BY PERIOD

COYOTES					SHARKS				
1	2	3	OT	TOT	1	2	3	OT	TOT
47	45	49	6	147	58	55	58	5	176

SEE RECORDS SECTION FOR "ALL TIME VS THE SHARKS" BREAKDOWN



ST. LOUIS BLUES

2014-15 SEASON SERIES - Won: 0 Lost: 3 OT: 0

AT ARIZONA	COYOTES	BLUES	ATTEND	GOALTENDERS	W. GOAL
Jan 06 '15	Coyotes 0	Blues 6	10,876	Mike Smith vs Brian Elliott	Paul Stastny
Oct 18 '14	Coyotes 1	Blues 6	11,100	Mike Smith vs Jake Allen	Alexander Steen

AT ST. LOUIS	COYOTES	BLUES	ATTEND	GOALTENDERS	W. GOAL
Feb 10 '15	Coyotes 1	Blues 2	17,312	Mike Smith vs Jake Allen	Dmitrij Jaskin

* - Overtime ** - Shootout



LAST TIME VS THE BLUES...

Last Home Win: March 22, 2011 (2-1)
 Last Home Loss: January 6, 2015 (6-0)
 Last Home Tie: December 20, 2002 (3-3)
 Last Road Win: November 12, 2013 (3-2 OT)
 Last Road Loss: February 10, 2015 (2-1)
 Last Road Tie: December 20, 2003 (1-1)

INDIVIDUAL SCORING

COYOTES

Player	GP	G	A	P	+/-	PIM	PP	SH	GW	GT	EN	S	S%
Sam Gagner	3	1	0	1	-2	2	0	0	0	0	0	6	16.7
Lauri Korpikoski	3	1	0	1	-3	0	1	0	0	0	0	4	25.0
Shane Doan	3	0	1	1	-1	2	0	0	0	0	0	11	0.0
Oliver Ekman-Larsson	3	0	1	1	-1	2	0	0	0	0	0	10	0.0
Martin Erat	3	0	1	1	-1	4	0	0	0	0	0	1	0.0
Michael Stone	3	0	1	1	-4	0	0	0	0	0	0	5	0.0
Kyle Chipchura	3	0	0	0	-1	11	0	0	0	0	0	3	0.0
Brandon McMillan	3	0	0	0	-1	2	0	0	0	0	0	4	0.0
Zbynek Michalek	3	0	0	0	-1	0	0	0	0	0	0	3	0.0
David Moss	3	0	0	0	-2	0	0	0	0	0	0	4	0.0
Antoine Vermette	3	0	0	0	-1	0	0	0	0	0	0	2	0.0
Keith Yandle	3	0	0	0	-5	0	0	0	0	0	0	7	0.0
Mikkel Boedker	2	0	0	0	-2	0	0	0	0	0	0	2	0.0
B.J. Crombeen	2	0	0	0	0	5	0	0	0	0	0	0	0.0
Connor Murphy	2	0	0	0	0	0	0	0	0	0	0	1	0.0
Tobias Rieder	2	0	0	0	-2	2	0	0	0	0	0	6	0.0
Chris Summers	2	0	0	0	-1	2	0	0	0	0	0	1	0.0
Joe Vitale	2	0	0	0	-2	0	0	0	0	0	0	2	0.0
Andrew Campbell	1	0	0	0	0	0	0	0	0	0	0	0	0.0
Brandon Gormley	1	0	0	0	0	0	0	0	0	0	0	0	0.0
Martin Hanzal	1	0	0	0	0	0	0	0	0	0	0	0	0.0
Rob Klinkhammer	1	0	0	0	0	0	0	0	0	0	0	1	0.0
Lucas Lessio	1	0	0	0	0	0	0	0	0	0	0	1	0.0
Brendan Shinnimin	1	0	0	0	0	0	0	0	0	0	0	0	0.0

POWER PLAY: 1-6 16.7% / PENALTY KILL: 4-11 36.4%

BLUES

Player	GP	G	A	P	+/-	PIM	PP	SH	GW	GT	EN	S	S%
David Backes	3	5	2	7	4	0	3	0	0	0	0	14	35.7
Jaden Schwartz	3	4	1	5	1	4	3	0	0	0	0	13	30.8
Alexander Steen	3	2	3	5	3	2	0	0	1	0	0	12	16.7
T.J. Oshie	3	0	4	4	2	0	0	0	0	0	0	8	0.0
Jori Lehtera	3	1	2	3	0	0	1	0	0	0	0	4	25.0
Vladimir Tarasenko	3	0	3	3	2	0	0	0	0	0	0	10	0.0
Paul Stastny	3	1	1	2	2	0	0	0	1	0	0	8	12.5
Dmitrij Jaskin	2	1	1	2	2	0	0	0	1	0	0	2	50.0
Patrik Berglund	3	0	2	2	2	2	0	0	0	0	0	6	0.0
Kevin Shattenkirk	2	0	2	2	2	2	0	0	0	0	0	6	0.0
Alex Pietrangolo	3	0	1	1	0	0	0	0	0	0	0	4	0.0
Carl Gunnarsson	2	0	1	1	2	0	0	0	0	0	0	0	0.0
Jay Bouwmeester	3	0	0	0	2	2	0	0	0	0	0	3	0.0
Barret Jackman	3	0	0	0	3	0	0	0	0	0	0	5	0.0
Steve Ott	3	0	0	0	0	5	0	0	0	0	0	2	0.0
Ryan Reaves	3	0	0	0	0	5	0	0	0	0	0	1	0.0
Chris Butler	2	0	0	0	2	0	0	0	0	0	0	4	0.0
Ian Cole	2	0	0	0	0	0	0	0	0	0	0	3	0.0
Maxim Lapierre	2	0	0	0	0	0	0	0	0	0	0	0	0.0
Marcel Goc	1	0	0	0	0	0	0	0	0	0	0	3	0.0
Jordan Leopold	1	0	0	0	1	2	0	0	0	0	0	0	0.0
Joakim Lindstrom	1	0	0	0	0	0	0	0	0	0	0	3	0.0

POWER PLAY: 7-11 63.6% / PENALTY KILL: 5-6 83.3%

GOALTENDING

COYOTES

Goalie	GP	Min	W-L-OT	SO	GA	SA	SV	GAA	SV%
MIKE SMITH	3	178	0-3-0	0	14	111	97	4.73	.874

BLUES

Goalie	GP	Min	W-L-OT	SO	GA	SA	SV	GAA	SV%
JAKE ALLEN	2	120	2-0-0	0	2	51	49	1.00	.961
BRIAN ELLIOTT	1	59	1-0-0	1	0	23	23	0.00	1.000

GOALS BY PERIOD

COYOTES					BLUES				
1	2	3	OT	TOT	1	2	3	OT	TOT
1	0	1	0	2	3	6	5	0	14

SHOTS BY PERIOD

COYOTES					BLUES				
1	2	3	OT	TOT	1	2	3	OT	TOT
25	17	32	0	74	48	38	25	0	111

SEE RECORDS SECTION FOR "ALL TIME VS THE BLUES" BREAKDOWN



TAMPA BAY LIGHTNING

2014-15 SEASON SERIES - Won: 0 Lost: 2 OT: 0

AT ARIZONA	COYOTES	LIGHTNING	ATTEND	GOALTENDERS	W. GOAL
Feb 21 '15	Coyotes 2	Lightning 4	12,997	Mike Smith vs Ben Bishop	Ondrej Palat

AT TAMPA BAY	COYOTES	LIGHTNING	ATTEND	GOALTENDERS	W. GOAL
Oct 28 '14	Coyotes 3	Lightning 7	17,511	Mike Smith, vs Ben Bishop Devan Dubnyk	Brian Boyle

* - Overtime ** - Shootout

LAST TIME VS THE LIGHTNING...

Last Home Win: November 16, 2013 (6-3)

Last Home Loss: February 21, 2015 (4-2)

Last Home Tie: None

Last Road Win: March 10, 2014 (4-3 SO)

Last Road Loss: October 28, 2014 (7-3)

Last Road Tie: None

INDIVIDUAL SCORING

COYOTES														LIGHTNING													
Player	GP	G	A	P	+/-	PIM	PP	SH	GW	GT	EN	S	%	Player	GP	G	A	P	+/-	PIM	PP	SH	GW	GT	EN	S	%
Martin Erat	2	1	1	2	1	0	0	0	0	0	0	1	100.0	Tyler Johnson	2	0	4	4	3	0	0	0	0	0	0	5	0.0
Michael Stone	2	1	1	2	1	0	0	0	0	0	0	6	16.7	Nikita Kucherov	2	3	0	3	3	0	0	0	0	0	0	8	37.5
Shane Doan	2	1	0	1	-2	0	0	0	0	0	0	4	25.0	Ondrej Palat	2	2	1	3	3	0	1	0	1	0	0	4	50.0
Mark Arcobello	1	1	0	1	1	2	0	0	0	0	0	2	50.0	Anton Stralman	2	0	3	3	1	0	0	0	0	0	0	2	0.0
B.J. Crombeen	1	1	0	1	-1	4	0	0	0	0	0	1	100.0	Brian Boyle	2	2	0	2	1	0	0	0	1	0	0	3	66.7
Oliver Ekman-Larsson	2	0	1	1	-6	6	0	0	0	0	0	2	0.0	Valtteri Filppula	2	1	1	2	-1	0	0	0	0	0	0	2	50.0
Sam Gagner	2	0	1	1	0	0	0	0	0	0	0	6	0.0	Steven Stamkos	2	1	1	2	-1	0	1	0	0	0	1	6	16.7
Lauri Korpikoski	2	0	1	1	-2	0	0	0	0	0	0	3	0.0	Ryan Callahan	1	1	1	2	0	0	0	0	0	0	0	4	25.0
Antoine Vermette	2	0	1	1	0	0	0	0	0	0	0	3	0.0	Matthew Carle	1	1	0	1	0	0	1	0	0	0	0	2	50.0
Joe Vitale	2	0	1	1	-2	0	0	0	0	0	0	0	0.0	J.T. Brown	2	0	1	1	2	0	0	0	0	0	0	1	0.0
Martin Hanzal	1	0	1	1	0	0	0	0	0	0	0	1	0.0	Jason Garrison	2	0	1	1	0	2	0	0	0	0	0	5	0.0
Kyle Chipchura	2	0	0	0	-2	0	0	0	0	0	0	1	0.0	Alex Killorn	2	0	1	1	-2	0	0	0	0	0	0	2	0.0
Connor Murphy	2	0	0	0	-5	5	0	0	0	0	0	1	0.0	Andrej Sustr	2	0	1	1	1	0	0	0	0	0	0	2	0.0
Keith Yandle	2	0	0	0	0	2	0	0	0	0	0	8	0.0	Mark Barberio	1	0	1	1	1	0	0	0	0	0	0	1	0.0
Mikkel Boedker	1	0	0	0	-1	0	0	0	0	0	0	1	0.0	Eric Brewer	1	0	1	1	3	0	0	0	0	0	0	1	0.0
Andrew Campbell	1	0	0	0	0	0	0	0	0	0	0	1	0.0	Radko Gudas	1	0	1	1	1	0	0	0	0	0	0	2	0.0
Brandon Gormley	1	0	0	0	2	0	0	0	0	0	0	3	0.0	Victor Hedman	1	0	1	1	-1	0	0	0	0	0	0	2	0.0
Rob Klinkhammer	1	0	0	0	-2	0	0	0	0	0	0	0	0.0	Jonathan Drouin	2	0	0	0	0	0	0	0	0	0	0	2	0.0
Lucas Lessio	1	0	0	0	0	0	0	0	0	0	0	2	0.0	Cedric Paquette	2	0	0	0	0	5	0	0	0	0	0	4	0.0
Jordan Martinook	1	0	0	0	0	0	0	0	0	0	0	0	0.0	Brett Connolly	1	0	0	0	-1	0	0	0	0	0	0	0	0.0
Brandon McMillan	1	0	0	0	0	0	0	0	0	0	0	0	0.0	Brenden Morrow	1	0	0	0	2	0	0	0	0	0	0	0	0.0
Zbynek Michalek	1	0	0	0	2	0	0	0	0	0	0	1	0.0	Vladislav Namestnikov	1	0	0	0	0	0	0	0	0	0	0	3	0.0
David Moss	1	0	0	0	1	4	0	0	0	0	0	1	0.0	Nikita Nesterov	1	0	0	0	0	0	0	0	0	0	0	1	0.0
Tobias Rieder	1	0	0	0	0	0	0	0	0	0	0	0	0.0	POWER PLAY: 3-9 33.3% / PENALTY KILL: 1-1 100.0%													
David Schlemko	1	0	0	0	0	0	0	0	0	0	0	1	0.0														

POWER PLAY: 0-1 0.0% / PENALTY KILL: 6-9 66.7%

GOALTENDING

COYOTES											LIGHTNING										
Goalie	GP	Min	W-L-OT	SO	GA	SA	SV	GAA	SV%		Goalie	GP	Min	W-L-OT	SO	GA	SA	SV	GAA	SV%	
MIKE SMITH	2	109	0-2-0	0	9	59	50	4.97	.847		BEN BISHOP	2	120	2-0-0	0	5	49	44	2.50	.898	
DEVAN DUBNYK	1	11	0-0-0	0	1	2	1	5.68	.500												

GOALS BY PERIOD

COYOTES					LIGHTNING				
1	2	3	OT	TOT	1	2	3	OT	TOT
1	2	2	0	5	2	4	5	0	11

SHOTS BY PERIOD

COYOTES					LIGHTNING				
1	2	3	OT	TOT	1	2	3	OT	TOT
10	17	22	0	49	22	26	14	0	62

SEE RECORDS SECTION FOR "ALL TIME VS THE LIGHTNING" BREAKDOWN



TORONTO MAPLE LEAFS

2014-15 SEASON SERIES - Won: 2 Lost: 0 OT: 0

AT ARIZONA	COYOTES	MAPLE LEAFS	ATTEND	GOALTENDERS	W. GOAL
Nov 04 '14	Coyotes 3	Maple Leafs 2	14,202	Mike Smith vs James Reimer	Antoine Vermette

AT TORONTO	COYOTES	MAPLE LEAFS	ATTEND	GOALTENDERS	W. GOAL
Jan 29 '15	Coyotes 3	Maple Leafs 1	18,837	Mike Smith vs Jonathan Bernier	Martin Hanzal

* - Overtime ** - Shootout



LAST TIME VS THE MAPLE LEAFS...

Last Home Win: November 4, 2014 (3-2)
 Last Home Loss: January 20, 2014 (4-2)
 Last Home Tie: March 27, 1997 (1-1)
 Last Road Win: January 29, 2015 (3-1)
 Last Road Loss: December 19, 2013 (2-1 SO)
 Last Road Tie: March 13, 1996 (3-3)

INDIVIDUAL SCORING

COYOTES

Player	GP	G	A	P	+/-	PIM	PP	SH	GW	GT	EN	S	S%
Sam Gagner	2	2	1	3	2	0	1	0	0	0	0	9	22.2
Martin Erat	2	1	1	2	2	2	0	0	0	0	0	4	25.0
Martin Hanzal	2	1	1	2	2	0	0	0	1	0	0	9	11.1
Lauri Korpikoski	2	0	2	2	2	0	0	0	0	0	0	1	0.0
Oliver Ekman-Larsson	2	1	0	1	3	0	0	1	0	0	0	10	10.0
Antoine Vermette	2	1	0	1	0	0	0	0	1	0	0	3	33.3
Zbynek Michalek	2	0	1	1	4	0	0	0	0	0	0	5	0.0
Keith Yandle	2	0	1	1	1	2	0	0	0	0	0	4	0.0
B.J. Crombeen	2	0	0	0	0	0	0	0	0	0	0	2	0.0
Shane Doan	2	0	0	0	0	0	0	0	0	0	0	5	0.0
Connor Murphy	2	0	0	0	1	2	0	0	0	0	0	0	0.0
Tobias Rieder	2	0	0	0	0	0	0	0	0	0	0	5	0.0
Michael Stone	2	0	0	0	-1	2	0	0	0	0	0	7	0.0
Mikkel Boedker	1	0	0	0	1	0	0	0	0	0	0	0	0.0
Andrew Campbell	1	0	0	0	0	2	0	0	0	0	0	0	0.0
Kyle Chipchura	1	0	0	0	0	0	0	0	0	0	0	1	0.0
Brandon Gormley	1	0	0	0	0	2	0	0	0	0	0	2	0.0
Rob Klinkhammer	1	0	0	0	1	2	0	0	0	0	0	4	0.0
Lucas Lessio	1	0	0	0	0	0	0	0	0	0	0	4	0.0
Brandon McMillan	1	0	0	0	0	2	0	0	0	0	0	0	0.0
David Moss	1	0	0	0	1	0	0	0	0	0	0	3	0.0
Brendan Shinnimin	1	0	0	0	0	2	0	0	0	0	0	0	0.0
Joe Vitale	1	0	0	0	0	0	0	0	0	0	0	0	0.0

POWER PLAY: 1-8 12.5% / PENALTY KILL: 6-8 75.0%

MAPLE LEAFS

Player	GP	G	A	P	+/-	PIM	PP	SH	GW	GT	EN	S	S%
Phil Kessel	2	1	2	3	-1	0	0	0	0	0	0	10	10.0
James van Riemsdyk	2	0	2	2	-1	0	0	0	0	0	0	5	0.0
Cody Franson	2	1	0	1	0	0	1	0	0	0	0	3	33.3
Dion Phaneuf	1	1	0	1	0	2	1	0	0	0	0	4	25.0
Tyler Bozak	2	0	1	1	-1	0	0	0	0	0	0	4	0.0
Morgan Rielly	2	0	1	1	-2	2	0	0	0	0	0	7	0.0
David Clarkson	2	0	0	0	-1	2	0	0	0	0	0	1	0.0
Jake Gardiner	2	0	0	0	-3	4	0	0	0	0	0	2	0.0
Peter Holland	2	0	0	0	-1	0	0	0	0	0	0	2	0.0
Nazem Kadri	2	0	0	0	-2	0	0	0	0	0	0	4	0.0
Leo Komarov	2	0	0	0	-1	0	0	0	0	0	0	2	0.0
Roman Polak	2	0	0	0	-1	0	0	0	0	0	0	1	0.0
Mike Santorelli	2	0	0	0	-2	0	0	0	0	0	0	1	0.0
Daniel Winnik	2	0	0	0	-2	2	0	0	0	0	0	2	0.0
Carter Ashton	1	0	0	0	0	0	0	0	0	0	0	2	0.0
David Booth	1	0	0	0	0	0	0	0	0	0	0	1	0.0
Sam Carrick	1	0	0	0	0	0	0	0	0	0	0	0	0.0
Petter Granberg	1	0	0	0	0	0	0	0	0	0	0	0	0.0
Korbinian Holzer	1	0	0	0	0	0	0	0	0	0	0	2	0.0
Joffrey Lupul	1	0	0	0	0	0	0	0	0	0	0	0	0.0
Richard Panik	1	0	0	0	0	2	0	0	0	0	0	1	0.0
Stephane Robidas	1	0	0	0	-2	2	0	0	0	0	0	1	0.0
Trevor Smith	1	0	0	0	0	2	0	0	0	0	0	0	0.0

POWER PLAY: 2-8 25.0% / PENALTY KILL: 7-8 87.5%

GOALTENDING

COYOTES

Goalie	GP	Min	W-L-OT	SO	GA	SA	SV	GAA	SV%
MIKE SMITH	2	120	2-0-0	0	3	55	52	1.50	.945

MAPLE LEAFS

Goalie	GP	Min	W-L-OT	SO	GA	SA	SV	GAA	SV%
JONATHAN BERNIER	1	57	0-1-0	0	3	45	42	3.15	.933
JAMES REIMER	1	59	0-1-0	0	3	33	30	3.05	.909

GOALS BY PERIOD

COYOTES					MAPLE LEAFS				
1	2	3	OT	TOT	1	2	3	OT	TOT
2	1	3	0	6	1	1	1	0	3

SHOTS BY PERIOD

COYOTES					MAPLE LEAFS				
1	2	3	OT	TOT	1	2	3	OT	TOT
21	38	19	0	78	12	21	22	0	55

SEE RECORDS SECTION FOR "ALL TIME VS THE MAPLE LEAFS" BREAKDOWN



VANCOUVER CANUCKS

2014-15 SEASON SERIES - Won: 2 Lost: 3 OT: 0

LAST TIME VS THE CANUCKS...

Last Home Win: March 5, 2015 (3-2 SO)
 Last Home Loss: March 22, 2015 (3-1)
 Last Home Tie: April 2, 2003 (3-3)
 Last Road Win: November 14, 2014 (5-0)
 Last Road Loss: April 9, 2015 (5-0)
 Last Road Tie: October 26, 2003 (3-3)

AT ARIZONA	COYOTES	CANUCKS	ATTEND	GOALTENDERS	W. GOAL
Mar 22 '15	Coyotes 1	Canucks 3	12,405	Mike Smith vs Jacob Markstrom	Alexander Edler
Mar 05 '15 **	Coyotes 3	Canucks 2	12,589	Mike Smith vs Eddie Lack	Sam Gagner

AT VANCOUVER	COYOTES	CANUCKS	ATTEND	GOALTENDERS	W. GOAL
Apr 09 '15	Coyotes 0	Canucks 5	18,796	Mike Smith, vs Eddie Lack Louis Domingue	Daniel Sedin
Dec 22 '14	Coyotes 1	Canucks 7	18,794	Mike Smith, vs Ryan Miller Devan Dubnyk	Kevin Bieksa
Nov 14 '14	Coyotes 5	Canucks 0	18,708	Devan Dubnyk vs Ryan Miller	Martin Hanzal

* - Overtime ** - Shootout

INDIVIDUAL SCORING

COYOTES

Player	GP	G	A	P	+/-	PIM	PP	SH	GW	GT	EN	S	S%
Keith Yandle	2	1	3	4	1	6	1	0	0	0	0	7	14.3
Sam Gagner	5	0	4	4	-1	4	0	0	0	0	0	12	0.0
Martin Hanzal	2	3	0	3	3	2	0	0	1	0	0	7	42.9
Oliver Ekman-Larsson	5	2	1	3	2	4	1	0	0	0	0	15	13.3
Tobias Rieder	5	1	1	2	0	0	0	0	0	0	0	13	7.7
Martin Erat	5	0	2	2	0	2	0	0	0	0	0	11	0.0
Joe Vitale	5	0	2	2	2	4	0	0	0	0	0	5	0.0
B.J. Crombeen	5	1	0	1	2	9	0	0	0	0	0	7	14.3
Shane Doan	4	1	0	1	-5	2	0	0	0	0	0	12	8.3
Tye McGinn	3	0	1	1	2	2	0	0	0	0	0	3	0.0
Connor Murphy	3	0	1	1	2	5	0	0	0	0	0	1	0.0
Mikkel Boedker	2	0	1	1	-2	0	0	0	0	0	0	5	0.0
Zbynek Michalek	2	0	1	1	0	0	0	0	0	0	0	1	0.0
Michael Stone	5	0	0	0	-1	2	0	0	0	0	0	6	0.0
Kyle Chipchura	4	0	0	0	-5	19	0	0	0	0	0	9	0.0
David Moss	4	0	0	0	-1	0	0	0	0	0	0	5	0.0
Mark Arcobello	3	0	0	0	0	0	0	0	0	0	0	9	0.0
Andrew Campbell	3	0	0	0	-2	4	0	0	0	0	0	3	0.0
Craig Cunningham	3	0	0	0	-1	0	0	0	0	0	0	5	0.0
Klas Dahlbeck	3	0	0	0	-2	0	0	0	0	0	0	1	0.0
Lauri Korpikoski	3	0	0	0	-1	0	0	0	0	0	0	2	0.0
John Moore	3	0	0	0	-3	0	0	0	0	0	0	1	0.0
Brandon Gormley	2	0	0	0	-1	2	0	0	0	0	0	3	0.0
Brandon McMillan	2	0	0	0	0	0	0	0	0	0	0	1	0.0
Antoine Vermette	2	0	0	0	-3	2	0	0	0	0	0	3	0.0
Rob Klinkhammer	1	0	0	0	1	0	0	0	0	0	0	0	0.0
Henrik Samuelsson	1	0	0	0	0	0	0	0	0	0	0	1	0.0
David Schlemko	1	0	0	0	0	0	0	0	0	0	0	2	0.0
Chris Summers	1	0	0	0	-2	0	0	0	0	0	0	1	0.0
Jordan Szwarz	1	0	0	0	-1	0	0	0	0	0	0	1	0.0

POWER PLAY: 2-14 14.3% / PENALTY KILL: 12-19 63.2%

CANUCKS

Player	GP	G	A	P	+/-	PIM	PP	SH	GW	GT	EN	S	S%
Daniel Sedin	5	2	4	6	5	0	0	0	1	0	0	14	14.3
Alexander Edler	5	1	4	5	4	4	1	0	1	0	0	16	6.2
Henrik Sedin	5	1	4	5	6	0	0	0	0	0	1	5	20.0
Yannick Weber	5	3	1	4	0	2	2	0	0	0	0	14	21.4
Radim Vrbata	5	1	3	4	2	0	0	0	0	0	0	24	4.2
Chris Higgins	5	2	1	3	1	0	1	0	0	0	0	11	18.2
Nick Bonino	5	0	3	3	0	4	0	0	0	0	0	10	0.0
Alexandre Burrows	5	2	0	2	2	6	1	0	0	0	0	12	16.7
Dan Hamhuis	4	1	1	2	0	0	1	0	0	0	0	18	5.6
Brad Richardson	2	1	1	2	0	0	0	0	0	0	0	3	33.3
Jannik Hansen	4	0	2	2	-1	0	0	0	0	0	0	6	0.0
Bo Horvat	4	0	2	2	0	0	0	0	0	0	0	5	0.0
Christopher Tanev	4	0	2	2	3	0	0	0	0	0	0	5	0.0
Kevin Bieksa	4	1	0	1	1	2	0	0	1	0	0	8	12.5
Shawn Matthias	4	1	0	1	-1	0	1	0	0	0	0	8	12.5
Ronalds Kenins	2	1	0	1	0	0	0	0	0	0	0	2	50.0
Derek Dorsett	5	0	1	1	-3	15	0	0	0	0	0	7	0.0
Luca Sbisa	4	0	1	1	2	5	0	0	0	0	0	4	0.0
Linden Vey	4	0	1	1	0	2	0	0	0	0	0	3	0.0
Ryan Stanton	3	0	0	0	-3	4	0	0	0	0	0	2	0.0
Sven Baertschi	1	0	0	0	0	0	0	0	0	0	0	1	0.0
Adam Clendening	1	0	0	0	-1	0	0	0	0	0	0	1	0.0
Nicklas Jensen	1	0	0	0	0	0	0	0	0	0	0	3	0.0
Zack Kassian	1	0	0	0	0	0	0	0	0	0	0	2	0.0
Brandon McMillan	1	0	0	0	-1	0	0	0	0	0	0	0	0.0
Tom Sestito	1	0	0	0	0	7	0	0	0	0	0	1	0.0

POWER PLAY: 7-19 36.8% / PENALTY KILL: 12-14 85.7%

GOALTENDING

COYOTES

Goalie	GP	Min	W-L-OT	SO	GA	SA	SV	GAA	SV%
DEVAN DUBNYK	2	98	1-0-0	1	3	64	61	1.83	.953
MIKE SMITH	4	183	1-3-0	0	12	112	100	3.94	.893
LOUIS DOMINGUE	1	23	0-0-0	0	1	8	7	2.63	.875

CANUCKS

Goalie	GP	Min	W-L-OT	SO	GA	SA	SV	GAA	SV%
EDDIE LACK	2	124	1-0-1	1	2	63	61	0.96	.968
JACOB MARKSTROM	1	60	1-0-0	0	1	27	26	1.00	.963
RYAN MILLER	2	120	1-1-0	0	6	62	56	3.00	.903

GOALS BY PERIOD

COYOTES					CANUCKS				
1	2	3	OT	TOT	1	2	3	OT	TOT
3	4	2	0	9	5	5	7	0	17

SHOTS BY PERIOD

COYOTES					CANUCKS				
1	2	3	OT	TOT	1	2	3	OT	TOT
46	41	58	7	152	59	65	59	2	185

SEE RECORDS SECTION FOR "ALL TIME VS THE CANUCKS" BREAKDOWN



WASHINGTON CAPITALS

2014-15 SEASON SERIES - Won: 1 Lost: 0 OT: 1

AT ARIZONA	COYOTES	CAPITALS	ATTEND	GOALTENDERS	W. GOAL
Nov 18 '14 *	Coyotes 1	Capitals 2	11,769	Mike Smith vs Braden Holtby	Eric Fehr

AT WASHINGTON	COYOTES	CAPITALS	ATTEND	GOALTENDERS	W. GOAL
Nov 02 '14	Coyotes 6	Capitals 5	18,506	Devan Dubnyk vs Justin Peters	Tobias Rieder

* - Overtime ** - Shootout



LAST TIME VS THE CAPITALS...

Last Home Win: November 9, 2013 (4-3 SO)

Last Home Loss: November 18, 2014 (2-1 OT)

Last Home Tie: October 23, 1999 (2-2)

Last Road Win: November 2, 2014 (6-5)

Last Road Loss: March 8, 2014 (3-2)

Last Road Tie: November 2, 2001 (2-2)

INDIVIDUAL SCORING

COYOTES

Player	GP	G	A	P	+/-	PIM	PP	SH	GW	GT	EN	S	S%
Shane Doan	2	2	1	3	1	0	1	0	0	0	0	8	25.0
Antoine Vermette	2	1	2	3	0	2	1	0	0	0	0	5	20.0
Oliver Ekman-Larsson	2	1	1	2	-1	0	0	0	0	0	0	9	11.1
Sam Gagner	2	1	1	2	1	2	0	0	0	0	0	6	16.7
Tobias Rieder	2	1	1	2	3	0	0	0	1	0	0	5	20.0
Mikkel Boedker	2	0	2	2	-1	0	0	0	0	0	0	4	0.0
Michael Stone	2	1	0	1	-1	0	0	0	0	0	0	1	100.0
Chris Summers	2	0	1	1	0	0	0	0	0	0	0	2	0.0
Keith Yandle	2	0	1	1	1	0	0	0	0	0	0	5	0.0
Martin Hanzal	1	0	1	1	0	0	0	0	0	0	0	0	0.0
B.J. Crombeen	2	0	0	0	0	9	0	0	0	0	0	1	0.0
Martin Erat	2	0	0	0	-1	4	0	0	0	0	0	0	0.0
Lauri Korpikoski	2	0	0	0	0	0	0	0	0	0	0	0	0.0
Brandon McMillan	2	0	0	0	0	2	0	0	0	0	0	1	0.0
Zbynek Michalek	2	0	0	0	-1	0	0	0	0	0	0	4	0.0
Connor Murphy	2	0	0	0	2	0	0	0	0	0	0	1	0.0
Joe Vitale	2	0	0	0	0	2	0	0	0	0	0	2	0.0
Kyle Chipchura	1	0	0	0	0	0	0	0	0	0	0	0	0.0
Justin Hodgman	1	0	0	0	-1	0	0	0	0	0	0	0	0.0
Lucas Lessio	1	0	0	0	-1	0	0	0	0	0	0	0	0.0

POWER PLAY: 2-10 20.0% / PENALTY KILL: 4-6 66.7%

CAPITALS

Player	GP	G	A	P	+/-	PIM	PP	SH	GW	GT	EN	S	S%
Alex Ovechkin	2	1	3	4	0	6	1	0	0	0	0	10	10.0
Nicklas Backstrom	2	0	3	3	0	2	0	0	0	0	0	2	0.0
John Carlson	2	1	1	2	2	2	0	0	0	0	0	7	14.3
Tom Wilson	2	1	1	2	0	4	0	0	0	0	0	4	25.0
Jay Beagle	2	1	0	1	-1	0	0	0	0	0	0	2	50.0
Troy Brouwer	2	1	0	1	2	0	0	0	0	0	0	7	14.3
Eric Fehr	2	1	0	1	1	0	0	0	1	0	0	4	25.0
Joel Ward	2	1	0	1	0	0	1	0	0	0	0	3	33.3
Jason Chimera	2	0	1	1	0	0	0	0	0	0	0	3	0.0
Mike Green	2	0	1	1	-1	2	0	0	0	0	0	7	0.0
Marcus Johansson	2	0	1	1	1	0	0	0	0	0	0	2	0.0
Evgeny Kuznetsov	2	0	1	1	0	4	0	0	0	0	0	3	0.0
Brooks Orpik	2	0	1	1	1	2	0	0	0	0	0	2	0.0
Karl Alzner	2	0	0	0	-2	2	0	0	0	0	0	0	0.0
Andre Burakovsky	2	0	0	0	-1	0	0	0	0	0	0	2	0.0
Matt Niskanen	2	0	0	0	-1	0	0	0	0	0	0	0	0.0
Nate Schmidt	2	0	0	0	-1	0	0	0	0	0	0	2	0.0
Chris Brown	1	0	0	0	0	0	0	0	0	0	0	0	0.0
Michael Latta	1	0	0	0	0	5	0	0	0	0	0	1	0.0

POWER PLAY: 2-6 33.3% / PENALTY KILL: 8-10 80.0%

GOALTENDING

COYOTES

Goalie	GP	Min	W-L-OT	SO	GA	SA	SV	GAA	SV%
DEVAN DUBNYK	1	60	1-0-0	0	5	37	32	5.00	.865
MIKE SMITH	1	63	0-0-1	0	2	24	22	1.90	.917

CAPITALS

Goalie	GP	Min	W-L-OT	SO	GA	SA	SV	GAA	SV%
BRADEN HOLTBY	1	63	1-0-0	0	1	24	23	0.95	.958
JUSTIN PETERS	1	58	0-1-0	0	6	30	24	6.24	.800

GOALS BY PERIOD

COYOTES					CAPITALS				
1	2	3	OT	TOT	1	2	3	OT	TOT
1	3	3	0	7	4	0	2	1	7

SHOTS BY PERIOD

COYOTES					CAPITALS				
1	2	3	OT	TOT	1	2	3	OT	TOT
19	22	10	3	54	25	9	23	4	61



WINNIPEG JETS

2014-15 SEASON SERIES - Won: 1 Lost: 1 OT: 1

AT ARIZONA	COYOTES	JETS	ATTEND	GOALTENDERS	W. GOAL
Jan 08 '15	Coyotes 4	Jets 1	11,390	Mike Smith vs Ondrej Pavelec	Oliver Ekman-Larsson
Oct 09 '14	Coyotes 2	Jets 6	17,125	Mike Smith vs Ondrej Pavelec	Blake Wheeler

AT WINNIPEG	COYOTES	JETS	ATTEND	GOALTENDERS	W. GOAL
Jan 18 '15 **	Coyotes 3	Jets 4	15,016	Mike Smith vs Ondrej Pavelec	Bryan Little

* - Overtime ** - Shootout

LAST TIME VS THE JETS...

Last Home Win: January 8, 2015 (4-1)
 Last Home Loss: October 9, 2014 (6-2)
 Last Home Tie: January 11, 2004 (1-1)
 Last Road Win: March 14, 2010 (3-2 SO)
 Last Road Loss: January 18, 2015 (4-3 SO)
 Last Road Tie: None

INDIVIDUAL SCORING

COYOTES														JETS													
Player	GP	G	A	P	+/-	PIM	PP	SH	GW	GT	EN	S	%	Player	GP	G	A	P	+/-	PIM	PP	SH	GW	GT	EN	S	%
Shane Doan	3	1	5	6	1	9	1	0	0	0	0	10	10.0	Bryan Little	3	3	0	3	1	2	0	1	0	0	0	8	37.5
Mikkel Boedker	3	3	1	4	0	0	1	0	0	0	0	5	60.0	Blake Wheeler	3	2	1	3	5	5	0	0	1	0	0	11	18.2
Oliver Ekman-Larsson	3	2	1	3	-1	6	1	0	1	0	0	11	18.2	Andrew Ladd	3	0	3	3	0	4	0	0	0	0	0	9	0.0
Antoine Vermette	3	0	3	3	1	4	0	0	0	0	0	2	0.0	Mark Scheifele	3	0	3	3	4	0	0	0	0	0	0	4	0.0
Martin Hanzal	2	1	1	2	-2	0	0	0	0	0	0	3	33.3	Dustin Byfuglien	3	2	0	2	3	6	0	0	0	0	0	11	18.2
Tobias Rieder	2	1	1	2	-2	0	0	0	0	0	0	5	20.0	Mathieu Perreault	2	1	1	2	2	0	0	0	0	0	0	6	16.7
Michael Stone	3	0	2	2	0	6	0	0	0	0	0	3	0.0	Zach Bogosian	3	0	2	2	4	2	0	0	0	0	0	7	0.0
Lauri Korpikoski	3	1	0	1	-2	0	1	0	0	0	0	5	20.0	Toby Enstrom	2	0	2	2	3	2	0	0	0	0	0	3	0.0
Chris Summers	3	0	1	1	-3	4	0	0	0	0	0	1	0.0	Michael Frolik	3	1	0	1	-1	0	0	0	0	0	0	8	12.5
Keith Yandle	3	0	1	1	-2	4	0	0	0	0	0	6	0.0	Mark Stuart	2	1	0	1	0	2	0	0	0	0	0	1	100.0
Martin Erat	2	0	1	1	-4	2	0	0	0	0	0	2	0.0	Adam Pardy	2	0	1	1	2	2	0	0	0	0	0	1	0.0
Zbynek Michalek	1	0	1	1	-1	2	0	0	0	0	0	2	0.0	TJ Galiardi	3	0	0	0	1	0	0	0	0	0	0	4	0.0
Sam Gagner	3	0	0	0	0	2	0	0	0	0	0	7	0.0	Adam Lowry	3	0	0	0	-1	4	0	0	0	0	0	1	0.0
Brandon McMillan	3	0	0	0	0	2	0	0	0	0	0	1	0.0	Jim Slater	3	0	0	0	1	4	0	0	0	0	0	0	0.0
David Moss	3	0	0	0	-3	0	0	0	0	0	0	9	0.0	Chris Thorburn	3	0	0	0	0	0	0	0	0	0	0	1	0.0
Connor Murphy	3	0	0	0	-2	0	0	0	0	0	0	2	0.0	Ben Chiarot	2	0	0	0	-2	2	0	0	0	0	0	3	0.0
Joe Vitale	3	0	0	0	-2	0	0	0	0	0	0	2	0.0	Matt Halischuk	2	0	0	0	-1	0	0	0	0	0	0	4	0.0
Kyle Chipchura	2	0	0	0	0	2	0	0	0	0	0	5	0.0	Jay Harrison	2	0	0	0	1	0	0	0	0	0	0	3	0.0
B.J. Crombeen	2	0	0	0	-2	2	0	0	0	0	0	1	0.0	Evander Kane	2	0	0	0	0	2	0	0	0	0	0	2	0.0
Brandon Gormley	1	0	0	0	0	0	0	0	0	0	0	0	0.0	Anthony Peluso	2	0	0	0	0	2	0	0	0	0	0	2	0.0
Rob Klinkhammer	1	0	0	0	1	0	0	0	0	0	0	4	0.0	Paul Postma	2	0	0	0	2	0	0	0	0	0	0	2	0.0
Lucas Lessio	1	0	0	0	1	0	0	0	0	0	0	3	0.0	Jacob Trouba	1	0	0	0	0	0	0	0	0	0	0	1	0.0
Philip Samuelsson	1	0	0	0	-1	0	0	0	0	0	0	0	0.0														

POWER PLAY: 4-12 33.3% / PENALTY KILL: 15-15 100.0%

POWER PLAY: 0-15 0.0% / PENALTY KILL: 8-12 66.7%

GOALTENDING

COYOTES										JETS									
Goalie	GP	Min	W-L-OT	SO	GA	SA	SV	GAA	SV%	Goalie	GP	Min	W-L-OT	SO	GA	SA	SV	GAA	SV%
MIKE SMITH	3	185	1-1-1	0	10	92	82	3.24	.891	ONDREJ PAVELEC	3	184	2-1-0	0	9	89	80	2.93	.899

GOALS BY PERIOD

COYOTES					JETS				
1	2	3	OT	TOT	1	2	3	OT	TOT
4	1	4	0	9	5	2	3	0	10

SHOTS BY PERIOD

COYOTES					JETS				
1	2	3	OT	TOT	1	2	3	OT	TOT
32	25	31	1	89	35	32	20	5	92

SEE RECORDS SECTION FOR "ALL TIME VS THE JETS" BREAKDOWN



TM



RECORDS



Games Played	2780	Goals For, Home	4546	Overtime Losses	139
Wins	1145	Goals For, Road	3992	Overtime Losses, Home	64
Wins, Home	658	Goals Against	9428	Overtime Losses, Road	75
Wins, Road	487	Goals Against, Home	4452	Overtime Ties	219
Losses	1256	Goals Against, Road	4957	Overtime Ties, Home	105
Losses, Home	548	Assists	14,460	Overtime Ties, Road	114
Losses, Road	708	Scoring Points	22,951	Shutouts For	143
Ties	266	Penalty Minutes	47,987		
Ties, Home	131	Power Play Goals	2142		
Ties, Road	135	Shorthanded Goals	284		
*Overtime Losses	113	Overtime Games	525		
*Overtime Losses, Home	53	Overtime Wins	153		
*Overtime Losses, Road	60	Overtime Wins, Home	83		
Goals For	8553	Overtime Wins, Road	70		

*Overtime loss is a statistic that began in '99-00 season (known as "regulation tie" for that one season). This statistic does not include any overtime loss prior to '99-00. Beginning in the 2005-06 season, losses in a shootout also count in the "overtime loss" column.

YEAR-BY-YEAR RECORD

SEASON	GP	OVERALL W-L-T-OL	HOME W-L-T-OL	ROAD W-L-T-OL	GF	GA	PTS	DIVISION	CONFERENCE
1979-80	80	20-49-11	13-19-8	7-30-3	214	314	51	5th, Smythe	10th, Campbell
1980-81	80	9-57-14	7-25-8	2-32-6	246	400	32	6th, Smythe	11th, Campbell
1981-82	80	33-33-14	18-13-9	15-20-5	319	332	80	2nd, Norris	3rd, Campbell
1982-83	80	33-39-8	22-16-2	11-23-6	311	333	74	4th, Smythe	6th, Campbell
1983-84	80	31-38-11	17-15-8	14-23-3	340	374	73	4th, Smythe	5th, Campbell
1984-85	80	43-27-10	21-13-6	22-14-4	358	332	96	2nd, Smythe	2nd, Campbell
1985-86	80	26-47-7	18-19-3	8-28-4	295	372	59	3rd, Smythe	6th, Campbell
1986-87	80	40-32-8	25-12-3	15-20-5	279	271	88	3rd, Smythe	3rd, Campbell
1987-88	80	33-36-11	20-14-6	13-22-5	292	310	77	3rd, Smythe	4th, Campbell
1988-89	80	26-42-12	17-18-5	9-24-7	300	355	64	5th, Smythe	9th, Campbell
1989-90	80	37-32-11	22-13-5	15-19-6	298	290	85	3rd, Smythe	4th, Campbell
1990-91	80	26-43-11	17-18-5	9-25-6	260	288	63	5th, Smythe	9th, Campbell
1991-92	80	33-32-15	20-14-6	13-18-9	251	244	81	4th, Smythe	7th, Campbell
1992-93	84	40-37-7	23-16-3	17-21-4	322	320	87	4th, Smythe	7th, Campbell
1993-94	84	24-51-9	15-23-4	9-28-5	245	344	57	6th, Central	12th, Western
1994-95	48	16-25-7	10-10-4	6-15-3	157	177	39	6th, Central	10th, Western
1995-96	82	36-40-6	22-16-3	14-24-3	275	291	78	5th, Central	8th, Western
1996-97	82	38-37-7	15-19-7	23-18-0	240	243	83	3rd, Central	5th, Western
1997-98	82	35-35-12	19-16-6	16-19-6	224	227	82	4th, Central	6th, Western
1998-99	82	39-31-12	23-13-5	16-18-7	205	197	90	2nd, Pacific	4th, Western
*1999-00	82	39-31-8-4	22-16-2-1	17-15-6-3	232	228	90	3rd, Pacific	6th, Western
2000-01	82	35-27-17-3	21-11-7-2	14-16-10-1	214	212	90	4th, Pacific	9th, Western
2001-02	82	40-27-9-6	27-8-3-3	13-19-6-3	228	210	95	2nd, Pacific	6th, Western
2002-03	82	31-35-11-5	17-16-6-2	14-19-5-3	204	230	78	4th, Pacific	11th, Western
2003-04	82	22-36-18-6	11-19-7-4	11-17-11-2	188	245	68	5th, Pacific	13th, Western
2005-06	82	38-39-5	19-18-4	19-21-1	246	271	81	5th, Pacific	12th, Western
2006-07	82	31-46-5	18-20-3	13-26-2	216	284	67	5th, Pacific	15th, Western
2007-08	82	38-37-7	17-20-4	21-17-3	214	231	83	4th, Pacific	12th, Western
2008-09	82	36-39-7	23-15-3	13-24-4	208	252	79	4th, Pacific	13th, Western
2009-10	82	50-25-7	29-10-2	21-15-5	225	202	107	2nd, Pacific	4th, Western
2010-11	82	43-26-13	21-13-7	22-13-6	231	226	99	3rd, Pacific	6th, Western
2011-12	82	42-27-13	22-13-6	20-14-7	210	194	97	1st, Pacific	3rd, Western
2012-13	48	21-18-9	14-8-2	7-10-7	125	131	51	4th, Pacific	10th, Western
2013-14	82	37-30-15	22-14-5	15-16-10	216	231	89	4th, Pacific	9th, Western
2014-15	82	24-50-8	11-25-5	13-25-3	165	272	56	7th, Pacific	14th, Western
TOTALS:	2780	1145-1256-266-113	658-548-131-53	487-708-135-60	8553	9428	2669		

*Records for '99-00 are "adjusted" to reflect overtime losses instead of regulation ties. Beginning in 2005-06 season, losses in a shootout also count in the "overtime loss" column.



SEASON	OCT	NOV	DEC	JAN	FEB	MAR	APR	MAY	SEASON
1979-80	4-5-1	3-8-2	5-9-1	2-10-2	1-8-4	3-8-1	2-1-0		20-49-11
1980-81	1-6-2	0-10-5	1-12-0	4-7-3	1-10-1	2-11-1	0-1-2		9-57-14
1981-82	5-3-2	5-6-2	3-9-4	6-4-3	3-5-2	11-4-1	0-2-0		33-33-14
1982-83	7-2-1	3-8-1	6-6-2	4-9-3	5-7-1	7-6-0	1-1-0		33-39-8
1983-84	3-7-2	4-7-1	7-5-1	5-5-4	5-5-2	6-9-1	1-0-0		31-38-11
1984-85	3-3-1	8-6-1	8-5-2	7-7-1	6-5-2	10-1-2	1-0-1		43-27-10
1985-86	5-4-1	3-10-1	4-10-2	4-7-1	3-8-1	7-7-0	0-1-1		26-47-7
1986-87	4-4-1	11-4-0	2-8-3	11-3-1	6-5-1	5-7-2	1-1-0		40-32-8
1987-88	5-4-0	5-8-1	6-5-2	6-5-4	6-5-2	4-9-1	1-0-1		33-36-11
1988-89	3-4-2	6-4-2	5-6-3	4-8-2	3-9-1	4-11-2	1-0-0		26-42-12
1989-90	5-6-0	7-6-1	5-3-4	6-7-2	7-5-1	7-4-3	0-1-0		37-32-11
1990-91	5-7-1	4-9-2	4-6-4	5-7-1	5-5-3	3-9-0			26-43-11
1991-92	6-5-2	6-3-3	4-8-3	5-6-2	4-6-1	5-4-4	3-0-0		33-32-15
1992-93	4-8-0	4-5-2	7-6-1	10-3-2	3-7-1	7-6-1	5-2-0		40-37-7
1993-94	6-5-1	4-8-2	5-7-2	2-9-1	0-11-2	6-6-0	1-5-1		24-51-9
1994-95				1-4-1	5-6-2	3-8-2	7-5-2	0-2-0	16-25-7
1995-96	6-4-2	6-6-0	4-9-1	5-5-1	5-6-0	7-8-1	3-2-1		36-40-6
1996-97	4-6-1	4-6-3	9-5-0	5-7-0	6-7-0	7-4-2	3-2-1		38-37-7
1997-98	5-5-2	7-6-0	5-5-5	7-4-3	0-5-1	4-7-1	7-3-0		35-35-12
1998-99	4-2-1	10-0-1	7-5-2	4-5-5	5-8-1	7-6-2	2-5-0		39-31-12
1999-00	8-2-3-0	8-4-0-0	5-6-1-0	7-4-2-1	4-6-1-0	5-8-0-2	2-1-1-1		39-31-8-4
2000-01	9-1-2-0	4-6-4-0	3-2-4-1	7-6-2-0	6-6-0-1	5-5-4-1	1-1-1-0		35-27-17-3
2001-02	5-3-2-1	5-6-1-2	7-5-3-0	6-5-1-1	3-3-1-1	10-2-1-1	4-3-0-0		40-27-9-6
2002-03	4-7-0-1	4-5-4-0	5-4-2-2	6-5-1-1	6-5-1-0	5-9-1-1	1-0-2-0		31-35-11-5
2003-04	3-4-3-0	4-5-3-1	5-3-5-1	6-6-2-0	2-8-2-2	1-10-3-2	1-0-0-0		22-36-18-6
2005-06	5-8-1	8-4-1	7-6-0	6-7-1	1-3-1	8-6-0	3-5-1		38-39-5
2006-07	3-9-0	6-6-0	6-5-2	8-6-0	4-7-1	2-11-2	2-2-0		31-46-5
2007-08	4-6-0	7-6-0	7-6-1	9-4-1	6-5-3	4-9-1	1-1-1		38-37-7
2008-09	4-4-0	6-7-2	8-4-3	6-7-0	3-9-0	5-6-2	4-2-0		36-39-7
2009-10	9-4-0	6-7-1	10-2-3	8-5-1	4-3-0	10-4-1	3-0-1		50-25-7
2010-11	3-4-3	8-3-2	6-6-2	8-4-2	8-4-1	9-4-1	1-1-2		43-26-13
2011-12	5-3-2	8-4-1	6-9-1	3-5-4	11-0-1	6-6-4	3-0-0		42-27-13
2012-13	0-0-0	0-0-0	0-0-0	2-4-1	7-4-2	5-7-3	7-3-3		21-18-9
2013-14	9-3-2	6-4-2	5-3-5	5-9-1	2-3-1	9-5-1	1-3-3		37-30-15
2014-15	3-5-1	6-7-2	5-7-1	3-7-2	3-10-1	3-10-1	1-4-0		24-50-8
TOTALS	159-153-33-11	186-194-42-14	182-197-57-22	193-206-50-16	149-209-34-15	202-237-36-43	74-58-14-12	0-2-0	1145-1256-266-113

*Records for '99-00 are "adjusted" to reflect overtime losses instead of regulation ties. Beginning in 2005-06 season, losses in a shootout also count in the "overtime loss" column.



	OVERALL					HOME					ROAD				
	GP	W	L	T	SOL	GP	W	L	T	SOL	GP	W	L	T	SOL
1983-84	24	7	6	11		15	3	4	8		9	4	2	3	
1984-85	14	3	1	10		10	2	1	7		4	1	0	3	
1985-86	8	0	1	7		4	0	1	3		4	0	0	4	
1986-87	12	2	2	8		4	1	0	3		8	1	2	5	
1987-88	21	8	2	11		12	5	1	6		9	3	1	5	
1988-89	20	6	2	12		10	4	1	5		10	2	1	7	
1989-90	19	4	4	11		7	1	1	5		12	3	3	6	
1990-91	14	1	2	11		5	0	0	5		9	1	2	6	
1991-92	20	1	4	15		9	1	2	6		11	0	2	9	
1992-93	11	2	2	7		5	1	1	3		6	1	1	4	
1993-94	15	1	5	9		8	1	3	4		7	0	2	5	
1994-95	9	0	2	7		5	0	1	4		4	0	1	3	
1995-96	8	2	0	6		5	2	0	3		3	0	0	3	
1996-97	16	5	4	7		12	2	3	7		4	3	1	0	
1997-98	14	0	2	12		8	0	2	6		6	0	0	6	
1998-99	15	2	1	12		7	1	1	5		8	1	0	7	
1999-00	16	4	4	8		5	2	1	2		11	2	3	6	
2000-01	23	3	3	17		11	2	2	7		12	1	1	10	
2001-02	19	4	6	9		9	3	3	3		10	1	3	6	
2002-03	20	4	5	11		11	3	2	6		9	1	3	5	
2003-04	29	5	6	18		15	4	4	7		14	1	2	11	
2005-06	15	10	2		3	9	5	1		3	6	5	1		0
2006-07	12	7	3		2	7	4	2		1	5	3	1		1
2007-08	16	9	1		6	9	5	0		4	7	4	1		2
2008-09	11	4	4		3	7	4	0		3	4	0	4		0
2009-10	26	19	1		6	10	8	0		2	16	11	1		4
2010-11	20	7	7		6	10	3	4		3	10	4	3		3
2011-12	22	9	3		10	11	5	2		4	11	4	1		6
2012-13	14	5	3		6	4	2	1		1	10	3	2		5
2013-14	24	9	8		7	9	4	2		3	15	5	6		4
2014-15	18	10	3		5	10	5	3		2	8	5	0		3
TOTALS	525	153	99	219	54	263	83	49	105	26	262	70	50	114	28



DATE	OPPONENT	SCORER	SCORE	TIME
Oct. 12, 1983	at Pittsburgh	Lucien DeBlois	4-3 W	1:34
Dec. 1, 1983	at Los Angeles	Tim Watters	6-5 W	2:41
Dec. 30, 1983	NY Islanders	Paul MacLean	4-3 W	0:29
Jan. 18, 1984	at Pittsburgh	Paul MacLean (2)	5-4 W	1:28
Feb. 19, 1984	Washington	Doug Smail	4-3 W	1:55
Mar. 11, 1984	Quebec	Dale Hawerchuk	6-5 W	0:42
Mar. 12, 1984	at Toronto	Paul MacLean (3)	8-7 W	3:12
Dec. 11, 1984	Philadelphia	Paul MacLean (4)	5-4 W	3:58
Jan. 9, 1985	NY Rangers	Dale Hawerchuk (2)	6-5 W	3:50
Mar. 15, 1985	at Quebec	Paul MacLean (5)	3-2 W	4:41
Nov. 2, 1986	at NY Rangers	Paul MacLean (6)	5-4 W	3:23
Mar. 18, 1987	New Jersey	Brian Mullen	4-3 W	0:40
Oct. 30, 1987	Washington	Dale Hawerchuk (3)	3-2 W	2:15
Nov. 10, 1987	Calgary	Andrew McBain	4-3 W	3:48
Nov. 22, 1987	Edmonton	Dale Hawerchuk (4)	4-3 W	4:26
Dec. 1, 1987	at Los Angeles	Doug Smail (2)	7-6 W	3:26
Dec. 3, 1987	at Los Angeles	Iain Duncan	5-4 W	3:07
Dec. 26, 1987	Minnesota	Laurie Boschman	5-4 W	3:09
Feb. 23, 1988	at Pittsburgh	Mario Marois	4-3 W	2:40
Apr. 3, 1988	St. Louis	Ray Neufeld	5-4 W	2:05
Oct. 14, 1988	Vancouver	Laurie Boschman (2)	4-3 W	2:14
Nov. 16, 1988	at Edmonton	Pat Elynuik	2-1 W	0:46
Dec. 6, 1988	at Los Angeles	Pat Elynuik (2)	5-4 W	1:11
Feb. 17, 1989	New Jersey	Dave Ellett	3-2 W	2:43
Feb. 19, 1989	Hartford	Brent Ashton	7-6 W	3:23
Mar. 24, 1989	Calgary	Randy Carlyle	4-3 W	3:45
Nov. 8, 1989	Vancouver	Greg Paslawski	3-2 W	0:46
Nov. 18, 1989	at Philadelphia	Doug Smail (3)	1-0 W	1:32
Dec. 29, 1989	at Calgary	Thomas Steen	2-1 W	2:49
Mar. 17, 1990	at Toronto	Peter Taglianetti	5-4 W	4:52
Oct. 31, 1990	at Edmonton	Pat Elynuik (3)	1-0 W	0:23
Dec. 1, 1991	Chicago	Darrin Shannon	3-2 W	1:09
Nov. 27, 1992	San Jose	Thomas Steen (2)	3-2 W	1:29
Dec. 12, 1992	at NY Islanders	Russ Romaniuk	4-3 W	1:41
Oct. 16, 1993	Chicago	Nelson Emerson	1-0 W	0:41
Nov. 14, 1995	Chicago	Shane Doan	6-5 W	0:39
Feb. 23, 1996	Chicago	Dallas Drake	1-0 W	0:17
Oct. 28, 1996	at Montreal	Mike Gartner	5-4 W	1:45
Nov. 1, 1996	at Calgary	Jeremy Roenick	3-2 W	4:08
Nov. 28, 1996	New Jersey	Keith Tkachuk	4-3 W	4:08
Dec. 7, 1996	at New Jersey	Darrin Shannon (2)	4-3 W	2:03
Feb. 15, 1997	Boston	Jayson More	5-4 W	1:14
Nov. 20, 1998	at San Jose	Dallas Drake (2)	2-1 W	0:37
Nov. 21, 1998	Edmonton	Rick Tocchet	3-2 W	4:08
Nov. 10, 1999	Edmonton	Jyrki Lumme	5-4 W	1:51
Dec. 26, 1999	at Los Angeles	Jeremy Roenick (2)	3-2 W	3:18
Jan. 23, 2000	San Jose	Jyrki Lumme (2)	3-2 W	4:16
Feb. 1, 2000	at San Jose	Keith Carney	1-0 W	1:32

DATE	OPPONENT	SCORER	SCORE	TIME
Oct. 21, 2000	at Vancouver	Jeremy Roenick (3)	3-2 W	0:16
Mar. 8, 2001	Vancouver	Shane Doan (2)	3-2 W	0:38
Oct. 8, 2001	at Calgary	Shane Doan (3)	2-1 W	0:28
Nov. 20, 2001	vs Minnesota	Claude Lemieux	2-1 W	4:36
Feb. 8, 2002	Los Angeles	Brian Savage	6-5 W	4:26
Feb. 12, 2002	Calgary	Daniel Briere	4-3 W	0:58
Nov. 3, 2002	Nashville	Daniel Briere (2)	2-1 W	4:20
Dec. 30, 2002	Edmonton	Daymond Langkow	4-3 W	4:31
Jan. 1, 2003	at Washington	Tony Amonte	2-1 W	1:20
Mar. 20, 2003	Edmonton	Teppo Numminen	3-2 W	2:53
Oct. 10, 2003	St. Louis	David Tanabe	2-1 W	4:38
Nov. 8, 2003	Anaheim	Radoslav Suchy	4-3 W	1:20
Nov. 13, 2003	Colorado	Branko Radivojevic	3-2 W	1:51
Mar. 22, 2004	at Minnesota	Mike Comrie	3-2 W	4:35
Apr. 3, 2004	Chicago	Krystofer Kolanos	2-1 W	2:55
Oct. 18, 2005	at Edmonton	Derek Morris	4-3 W	1:00
Oct. 25, 2005	St. Louis	Petr Nedved	5-4 W	1:51
Nov. 12, 2005	Anaheim	Zbynek Michalek	2-1 W	3:09
Dec. 11, 2005	at Boston	Ladislav Nagy	2-1 W	0:30
Dec. 29, 2005	Los Angeles	Keith Ballard	6-5 W	3:52
Apr. 1, 2006	at San Jose	Steven Reinprecht	4-3 W	3:55
Jan. 5, 2007	at Atlanta	Yanic Perreault	5-4 W	2:31
Feb. 22, 2007	Calgary	Shane Doan (4)	3-2 W	0:54
Nov. 7, 2007	at Anaheim	Shane Doan (5)	6-5 W	4:29
Jan. 24, 2008	Nashville	Zbynek Michalek (2)	4-3 W	4:31
Feb. 4, 2008	at Colorado	Radim Vrbata	4-3 W	3:23
Mar. 25, 2008	San Jose	Martin Hanzal	5-4 W	3:23
Mar. 30, 2009	Dallas	Petr Prucha	6-5 W	0:53
Oct. 15, 2009	St. Louis	Ed Jovanovski	3-2 W	3:37
Oct. 22, 2009	Detroit	Adrian Aucoin	3-2 W	1:57
Nov. 29, 2009	at Anaheim	Shane Doan (6)	3-2 W	1:18
Jan. 5, 2010	at Edmonton	Shane Doan (7)	5-4 W	1:37
Jan. 26, 2010	at Detroit	Shane Doan (8)	5-4 W	3:50
Feb. 9, 2011	Dallas	Radim Vrbata (2)	3-2 W	1:13
Feb. 22, 2011	at Philadelphia	Shane Doan (9)	3-2 W	2:41
Oct. 29, 2011	Los Angeles	Daymond Langkow (2)	3-2 W	4:16
Feb. 9, 2012	Calgary	Shane Doan (10)	2-1 W	3:05
Feb. 18, 2012	Dallas	Radim Vrbata (3)	2-1 W	1:15
Feb. 11, 2013	at Colorado	Shane Doan (11)	3-2 W	4:01
Nov. 12, 2013	at St. Louis	Oliver Ekman-Larsson	3-2 W	0:56
Dec. 21, 2013	at Ottawa	Antoine Vermette	4-3 W	2:23
Dec. 31, 2013	Edmonton	Keith Yandle	4-3 W	4:53
Oct. 11, 2014	Los Angeles	Oliver Ekman-Larsson	3-2 W	4:46
Oct. 25, 2014	Florida	Oliver Ekman-Larsson	2-1 W	2:20
Dec. 16, 2014	Edmonton	Oliver Ekman-Larsson	2-1 W	4:59
Mar. 24, 2015	at Detroit	Mark Arcobello	5-4 W	3:08
Mar. 26, 2015	at Buffalo	Sam Gagner	4-3 W	0:56

**Note, the NHL changed overtime to a 4-on-4 format beginning with the 1999-2000 season



DATE	OPPONENT	SCORER	SCORE	TIME	DATE	OPPONENT	SCORER	SCORE	TIME
Nov. 16, 1983	Buffalo	Mike Ramsey	6-5 L	0:17	Jan. 17, 2002	at Colorado	Ville Nieminen	3-2 L	4:58
Nov. 19, 1983	at Minnesota	Brian Bellows	8-7 L	2:53	Feb. 28, 2002	at Colorado	Chris Drury	2-1 L	3:15
Jan. 5, 1984	at Philadelphia	Ilkka Sinisalo	7-6 L	2:32	Mar. 28, 2002	Anaheim	Germán Titov	2-1 L	3:58
Feb. 27, 1984	Edmonton	Dave Hunter	6-5 L	2:10	Oct. 28, 2002	at NY Rangers	Petr Nedved	3-2 L	2:20
Mar. 9, 1984	NY Rangers	Mark Osborne	6-5 L	0:43	Dec. 3, 2002	San Jose	Teemu Selanne	3-2 L	4:17
Mar. 23, 1984	Vancouver	Tony Tanti	4-3 L	3:16	Dec. 26, 2002	at Los Angeles	Brad Chartrand	4-3 L	3:14
Nov. 14, 1984	Pittsburgh	Mario Lemieux	4-3 L	3:54	Jan. 11, 2003	at Nashville	Scott Walker	4-3 L	0:37
Nov. 3, 1985	St. Louis	Doug Gilmour	4-3 L	3:55	Mar. 31, 2003	Los Angeles	Steve Kelly	5-4 L	1:42
Mar. 20, 1987	at Vancouver	Tony Tanti (2)	6-5 L	1:03	Nov. 9, 2003	at Anaheim	Petr Sykora	2-1 L	3:43
Mar. 31, 1987	at Edmonton	Steve Smith	5-4 L	2:29	Dec. 29, 2003	NY Rangers	Tom Poti	3-2 L	1:00
Feb. 21, 1988	Edmonton	Kevin Lowe	4-3 L	3:15	Feb. 4, 2004	Florida	Olli Jokinen	5-4 L	3:22
Mar. 24, 1988	at Boston	Ray Bourque	4-3 L	0:52	Feb. 25, 2004	Pittsburgh	Ric Jackman	4-3 L	1:48
Nov. 11, 1988	Chicago	Wayne Presley	6-5 L	1:59	Mar. 2, 2004	at Edmonton	Ryan Smyth	5-4 L	2:26
Mar. 29, 1989	at Los Angeles	Marty McSorley	2-1 L	3:37	Mar. 16, 2004	Anaheim	Sergei Fedorov	3-2 L	0:29
Nov. 5, 1989	at Chicago	Dave Manson	4-3 L	3:18	Nov. 6, 2005	at Chicago	Brent Seabrook	2-1 L	4:21
Feb. 20, 1990	Buffalo	Mike Hartman	4-3 L	2:06	Feb. 12, 2006	San Jose	Tom Preissing	5-4 L	1:54
Mar. 12, 1990	at Calgary	Theoren Fleury	5-4 L	1:40	Dec. 9, 2006	Dallas	Jere Lehtinen	4-3 L	4:55
Mar. 18, 1990	at Buffalo	Phil Housley	4-3 L	2:03	Feb. 15, 2007	Anaheim	Teemu Selanne (2)	5-4 L	1:53
Mar. 18, 1991	at Calgary	Carey Wilson	4-3 L	2:28	Mar. 18, 2007	at Dallas	Mike Ribeiro	5-4 L	4:19
Mar. 28, 1991	at Vancouver	Geoff Courtnall	3-2 L	1:49	Feb. 2, 2008	at Nashville	Alexander Radulov	3-2 L	4:10
Oct. 8, 1991	Vancouver	Geoff Courtnall (2)	3-2 L	3:32	Nov. 22, 2008	at Philadelphia	Mike Richards	4-3 L	1:35
Nov. 1, 1991	Calgary	Robert Reichel	7-6 L	4:37	Dec. 16, 2008	at Dallas	Loui Eriksson	2-1 L	3:39
Nov. 14, 1991	at St. Louis	Lee Norwood	2-1 L	2:31	Dec. 23, 2008	at Colorado	Brett Clark	5-4 L	1:48
Feb. 17, 1992	at NY Islanders	Tom Fitzgerald	5-4 L	2:55	Mar. 10, 2009	at Detroit	Johan Franzen	3-2 L	3:35
Oct. 8, 1992	at San Jose	Kelly Kisio	4-3 L	4:00	Nov. 19, 2009	at St. Louis	Erik Johnson	3-2 L	0:17
Dec. 5, 1992	Montreal	Vincent Damphousse	3-2 L	2:18	Oct. 16, 2010	Detroit	Niklas Kronwall	2-1 L	4:44
Oct. 10, 1993	at Chicago	Dirk Graham	4-3 L	4:50	Oct. 23, 2010	Carolina	Anton Babchuk	4-3 L	2:52
Oct. 29, 1993	Los Angeles	Rob Blake	4-3 L	3:07	Oct. 25, 2010	at Montreal	Andrei Kostitsyn	3-2 L	1:25
Nov. 5, 1993	Ottawa	Bob Kudelski	7-6 L	1:33	Nov. 8, 2010	at Detroit	Henrik Zetterberg	3-2 L	1:23
Dec. 18, 1993	at Calgary	Ron Stern	5-4 L	2:32	Jan. 2, 2011	at Minnesota	Cam Barker	6-5 L	0:46
Jan. 16, 1994	Tampa Bay	Mikael Andersson	3-2 L	0:09	Jan. 8, 2011	Buffalo	Drew Stafford	2-1 L	3:12
Feb. 2, 1995	St. Louis	Brett Hull	5-4 L	3:32	Mar. 8, 2011	Vancouver	Dan Hamhuis	4-3 L	2:13
Mar. 28, 1995	at San Jose	Jeff Friesen	6-5 L	4:27	Nov. 10, 2011	Montreal	Josh Gorges	3-2 L	1:45
Nov. 21, 1996	at St. Louis	Harry York	4-3 L	0:57	Dec. 28, 2011	Boston	Dennis Seidenberg	2-1 L	0:58
Jan. 9, 1997	Detroit	Igor Larionov	5-4 L	0:58	Jan. 5, 2012	at Los Angeles	Drew Doughty	1-0 L	0:38
Jan. 12, 1997	Buffalo	Jason Dawe	3-2 L	0:10	Jan. 30, 2013	vs. Edmonton	Nail Yakupov	2-1 L	3:52
Feb. 8, 1997	Dallas	Pat Verbeek	5-4 L	3:50	Mar. 27, 2013	at Minnesota	Mikko Koivu	4-3 L	2:43
Oct. 8, 1997	Boston	Ted Donato	3-2 L	2:09	Apr. 12, 2013	at Calgary	Mark Giordano	3-2 L	4:36
Mar. 6, 1998	Carolina	Jeff O'Neill	5-4 L	2:34	Oct. 15, 2013	Ottawa	Cory Conacher	4-3 L	2:48
Jan. 1, 1999	Dallas	Brett Hull (2)	2-1 L	0:37	Nov. 21, 2013	Colorado	Ryan O'Reilly	4-3 L	4:18
Jan. 28, 2000	at Washington	Calle Johansson	3-2 L	4:59	Dec. 6, 2013	at Vancouver	Chris Higgins	3-2 L	3:41
Mar. 17, 2000	Nashville	Greg Johnson	4-3 L	3:56	Dec. 23, 2013	at Buffalo	Mark Pysyk	2-1 L	3:47
Mar. 26, 2000	at Anaheim	Oleg Tverdovsky	4-3 L	3:47	Dec. 28, 2013	at Anaheim	Saku Koivu	3-2 L	0:51
Apr. 1, 2000	at Edmonton	Tom Poti	4-3 L	3:07	Jan. 26, 2014	at Vancouver	Kevin Bieksa	5-4 L	2:15
Dec. 16, 2000	San Jose	Gary Suter	2-1 L	1:53	Mar. 24, 2014	at NY Rangers	Ryan McDonagh	4-3 L	1:56
Feb. 7, 2001	Carolina	Jeff O'Neill (2)	2-1 L	0:25	Apr. 8, 2014	at Columbus	Ryan Johansen	4-3 L	3:33
Mar. 29, 2001	at Nashville	David Legwand	4-3 L	0:36	Nov. 18, 2014	Washington	Eric Fehr	2-1 L	3:16
Oct. 24, 2001	Anaheim	Mike Leclerc	3-2 L	1:49	Nov. 25, 2014	Colorado	Daniel Briere	4-3 L	3:16
Nov. 4, 2001	at Carolina	Josef Vasicek	1-0 L	0:52	Mar. 9, 2015	Nashville	James Neal	2-1 L	2:45
Nov. 13, 2001	Edmonton	Ryan Smyth	5-4 L	2:51					

**Note, the NHL changed overtime to a 4-on-4 format beginning with the 1999-2000 season



	OVERALL					HOME			ROAD		
	GP	W	L	GF/Shots	GA/Shots	GP	W	L	GP	W	L
2005-06	7	4	3	7/24	7/25	5	2	3	2	2	0
2006-07	7	5	2	8/26	6/29	4	3	1	3	2	1
2007-08	11	5	6	12/39	12/42	7	3	4	4	2	2
2008-09	6	3	3	10/28	11/28	6	3	3	0	0	0
2009-10	20	14	6	34/90	25/89	8	6	2	12	8	4
2010-11	11	5	6	13/39	13/37	6	3	3	5	2	3
2011-12	16	6	10	21/47	21/49	6	2	4	10	4	6
2012-13	10	4	6	8/29	12/29	3	2	1	7	2	5
2013-14	13	6	7	16/49	16/49	6	3	3	7	3	4
2014-15	10	5	5	9/31	9/30	4	2	2	6	3	3
TOTALS	111	57	54	137/412	133/415	55	29	26	56	28	28

SHOOTOUT RESULTS

DATE	OPPONENT	DECIDING GOAL	GOALTENDERS	GF	GA	ROUNDS	SCORE
Oct. 13, 2005	Nashville	Paul Kariya	David LeNeveu/Chris Mason	0	1	3	5-4 L
Nov. 19, 2005	at San Jose	Geoff Sanderson	Curtis Joseph/Evgeni Nabokov	2	0	4	4-3 W
Jan. 12, 2006	at Buffalo	Geoff Sanderson (2)	Brian Boucher/Martin Biron	1	0	3	2-1 W
Jan. 21, 2006	Edmonton	Ladislav Nagy	Curtis Joseph/Jussi Markkanen	2	1	3	4-3 W
Jan. 29, 2006	Edmonton	Radek Dvorak	Curtis Joseph/Mike Morrison	1	2	6	4-3 L
Feb. 2, 2006	Los Angeles	Steven Reinprecht	Curtis Joseph/Mathieu Garon	1	0	3	2-1 W
Apr. 8, 2006	Dallas	Jussi Jokinen	Curtis Joseph/Johan Hedberg	0	2	3	3-2 L
Nov. 16, 2006	Chicago	Ladislav Nagy (2)	Curtis Joseph/Brian Boucher	2	1	3	3-2 W
Dec. 7, 2006	at Chicago	Shane Doan	Mikael Tellqvist/Nikolai Khabibulin	2	1	6	2-1 W
Dec. 14, 2006	Columbus	Mike Comrie	Mikael Tellqvist/Fredrik Norrena	1	0	3	5-4 W
Dec. 26, 2006	at Los Angeles	Anze Kopitar	Mikael Tellqvist/Barry Brust	0	2	3	4-3 L
Jan. 15, 2007	St. Louis	Ladislav Nagy (3)	Mikael Tellqvist/Manny Legace	2	1	4	5-4 W
Jan. 26, 2007	at Colorado	Ladislav Nagy (4)	Curtis Joseph/Peter Budaj	1	0	3	5-4 W
Mar. 24, 2007	Dallas	Jere Lehtinen	Curtis Joseph/Marty Turco	0	1	7	4-3 L
Nov. 23, 2007	at Anaheim	Shane Doan (2)	Ilya Bryzgalov/Jonas Hiller	2	0	2	4-3 W
Dec. 20, 2007	at San Jose	Peter Mueller	Ilya Bryzgalov/Evgeni Nabokov	1	0	3	3-2 W
Dec. 22, 2007	Vancouver	Taylor Pyatt	Ilya Bryzgalov/Roberto Luongo	1	2	4	2-1 L
Dec. 31, 2007	Colorado	Peter Mueller (2)	Ilya Bryzgalov/Peter Budaj	2	0	2	4-3 W
Jan. 5, 2008	Anaheim	Peter Mueller (3)	Ilya Bryzgalov/J.S. Giguere	1	0	3	3-2 W
Jan. 19, 2008	Chicago	Patrick Kane	Ilya Bryzgalov/Patrick Lalime	0	2	2	2-1 L
Feb. 5, 2008	at Calgary	Jarome Iginla	Ilya Bryzgalov/Miikka Kiprusoff	0	1	3	4-3 L
Feb. 22, 2008	Colorado	Cody McLeod	Mikael Tellqvist/Jose Theodore	2	3	12	3-2 L
Mar. 11, 2008	Anaheim	Radim Vrbata	Ilya Bryzgalov/J.S. Giguere	1	0	3	3-2 W
Mar. 20, 2008	Los Angeles	Patrick O'Sullivan	Mikael Tellqvist/Erik Ersberg	0	1	4	6-5 L
Apr. 6, 2008	at Anaheim	Ryan Getzlaf	Ilya Bryzgalov/Jonas Hiller	2	3	4	3-2 L
Nov. 18, 2008	Chicago	Jonathan Toews	Ilya Bryzgalov/Nikolai Khabibulin	0	2	2	3-2 L
Dec. 13, 2008	Detroit	Jiri Hudler	Ilya Bryzgalov/Chris Osgood	1	2	4	5-4 L
Jan. 10, 2009	Dallas	Kyle Turris	Ilya Bryzgalov/Marty Turco	3	2	5	1-0 W
Feb. 19, 2009	Atlanta	Daniel Carcillo	Mikael Tellqvist/Kari Lehtonen	2	1	8	4-3 W
Mar. 19, 2009	Anaheim	Bobby Ryan	Ilya Bryzgalov/Jonas Hiller	1	2	5	3-2 L
Apr. 11, 2009	Anaheim	Viktor Tikhonov	Ilya Bryzgalov/J-S Giguere	3	2	4	5-4 W
Oct. 12, 2009	at San Jose	Lauri Korpikoski	Ilya Bryzgalov/Evgeni Nabokov	2	1	3	1-0 W
Oct. 31, 2009	Anaheim	Radim Vrbata (2)	Ilya Bryzgalov/Jonas Hiller	1	0	3	3-2 W
Dec. 10, 2009	at Los Angeles	Justin Williams	Ilya Bryzgalov/Jonathan Quick	3	4	8	3-2 L
Dec. 17, 2009	at Columbus	Robert Lang	Jason LaBarbera/Mathieu Garon	2	1	3	2-1 W
Dec. 28, 2009	at San Jose	Joe Pavelski	Ilya Bryzgalov/Evgeni Nabokov	0	1	3	3-2 L
Dec. 29, 2009	Vancouver	Lauri Korpikoski (2)	Jason LaBarbera/Roberto Luongo	1	0	3	3-2 W
Dec. 31, 2009	San Jose	Ryane Clowe	Ilya Bryzgalov/Thomas Greiss	0	1	6	3-2 L
Jan. 9, 2010	NY Islanders	Matt Moulson	Jason LaBarbera/Dwayne Roloson	2	3	6	5-4 L
Jan. 28, 2010	Calgary	Robert Lang (2)	Ilya Bryzgalov/Miikka Kiprusoff	2	0	2	3-2 W
Feb. 2, 2010	at Nashville	Adrian Aucoin	Ilya Bryzgalov/Pekka Rinne	2	1	10	1-0 W
Feb. 5, 2010	at Chicago	Adrian Aucoin (2)	Jason LaBarbera/Cristobal Huet	2	1	3	2-1 W
Mar. 10, 2010	Vancouver	Adrian Aucoin (3)	Ilya Bryzgalov/Andrew Raycroft	4	3	6	4-3 W
Mar. 14, 2010	at Atlanta	Adrian Aucoin (4)	Jason LaBarbera/Ondrej Pavelec	2	1	4	3-2 W
Mar. 18, 2010	at Florida	Radim Vrbata (3)	Ilya Bryzgalov/Tomas Vokoun	2	1	3	4-3 W
Mar. 20, 2010	Chicago	Radim Vrbata (4)	Ilya Bryzgalov/Antti Niemi	1	0	3	5-4 W
Mar. 21, 2010	at Dallas	Adrian Aucoin (5)	Jason LaBarbera/Marty Turco	2	1	4	3-2 W
Mar. 25, 2010	at Nashville	David Legwand	Ilya Bryzgalov/Pekka Rinne	1	2	3	4-3 L
Apr. 3, 2010	Edmonton	Matthew Lombardi	Ilya Bryzgalov/Jeff Deslauriers	1	0	8	3-2 W
Apr. 8, 2010	at Los Angeles	Adrian Aucoin (6)	Jason LaBarbera/Jonathan Quick	2	1	4	3-2 W
Apr. 10, 2010	at San Jose	Logan Couture	Ilya Bryzgalov/Evgeni Nabokov	2	3	5	3-2 L
Nov. 6, 2010	Pittsburgh	Mark Letestu	Ilya Bryzgalov/Brent Johnson	0	1	6	4-3 L
Nov. 19, 2010	at Edmonton	Eric Belanger	Ilya Bryzgalov/Devan Dubnyk	3	2	10	4-3 W
Dec. 4, 2010	Florida	Michael Frolik	Ilya Bryzgalov/Scott Clemmensen	2	3	10	2-1 L
Dec. 16, 2010	at N.Y. Rangers	Erik Christensen	Jason LaBarbera/Martin Biron	0	1	6	4-3 L
Dec. 18, 2010	at N.Y. Islanders	Radim Vrbata (5)	Jason LaBarbera/Nathan Lawson	3	1	5	4-3 W
Feb. 12, 2011	Chicago	Radim Vrbata (6)	Ilya Bryzgalov/Corey Crawford	1	0	6	3-2 W
Feb. 27, 2011	at Chicago	Jonathan Toews	Ilya Bryzgalov/Corey Crawford	0	1	6	4-3 L
Mar. 5, 2011	Detroit	Radim Vrbata (7)	Ilya Bryzgalov/Jimmy Howard	1	0	6	5-4 W
Mar. 29, 2011	Dallas	Ray Whitney	Ilya Bryzgalov/Kari Lehtonen	2	1	10	2-1 W
Apr. 1, 2011	Colorado	Ryan O'Reilly	Ilya Bryzgalov/Peter Budaj	0	1	5	4-3 L
Apr. 6, 2011	at Los Angeles	Jarret Stoll	Ilya Bryzgalov/Jonathan Quick	1	2	6	3-2 L
Oct. 10, 2011	at Dallas	Mike Ribeiro	Mike Smith/Kari Lehtonen	1	2	6	2-1 L
Oct. 25, 2011	Dallas	Trevor Daley	Mike Smith/Kari Lehtonen	1	2	16	2-1 L
Nov. 15, 2011	at Toronto	Patrick O'Sullivan	Mike Smith/Ben Scrivens	2	0	4	3-2 W
Dec. 5, 2011	at Chicago	Oliver Ekman-Larsson	Mike Smith/Ray Emery	2	0	4	4-3 W
Jan. 10, 2012	at N.Y. Rangers	Derek Stepan	Mike Smith/Henrik Lundqvist	1	2	12	2-1 L
Jan. 12, 2012	at Detroit	Henrik Zetterberg	Mike Smith/Jimmy Howard	1	2	8	3-2 L
Jan. 19, 2012	Detroit	Todd Bertuzzi	Mike Smith/Jimmy Howard	0	1	6	3-2 L



DATE	OPPONENT	DECIDING GOAL	GOALTENDERS	GF	GA	ROUNDS	SCORE
Feb. 13, 2012	at Vancouver	Ryan Kesler	Jason LaBarbera/Roberto Luongo	3	4	12	1-2 L
Feb. 21, 2012	Los Angeles	Mikkel Boedker	Mike Smith/Jonathan Quick	1	2	6	5-4 W
Feb. 23, 2012	at Calgary	Ray Whitney (2)	Mike Smith/Miikka Kiprusoff	1	0	5	4-3 W
Feb. 28, 2012	Vancouver	Ray Whitney (3)	Mike Smith/Cory Schneider	2	0	5	2-1 W
Mar. 8, 2012	Minnesota	Dany Heatley	Jason LaBarbera/Matt Hackett	2	3	10	3-2 L
Mar. 12, 2012	Nashville	Andrei Kostitsyn	Mike Smith/Pekka Rinne	0	1	5	5-4 L
Mar. 18, 2012	at Edmonton	Ray Whitney (4)	Mike Smith/Devan Dubnyk	2	1	5	3-2 W
Mar. 20, 2012	at Dallas	Mike Ribeiro	Mike Smith/Kari Lehtonen	0	1	6	4-3 L
Mar. 24, 2012	at San Jose	Michal Handzus	Mike Smith/Antti Niemi	0	2	4	4-3 L
Feb. 1, 2013	at Dallas	Jaromir Jagr	Mike Smith/ Kari Lehtonen	1	2	8	4-3 L
Feb. 9, 2013	at San Jose	Mikkel Boedker	Mike Smith/ Antti Niemi	2	0	4	1-0 W
Feb. 23, 2013	at Edmonton	Sam Gagner	Mike Smith/ Nikolai Khabibulin	0	2	4	3-2 L
Mar. 2, 2013	Anaheim	Steve Sullivan	Mike Smith/ Viktor Fasth	1	0	6	5-4 W
Mar. 4, 2013	Anaheim	Oliver Ekman-Larsson	Mike Smith/ Jonas Hiller	2	1	10	5-4 W
Mar. 16, 2013	at Columbus	Artem Anisimov	Mike Smith/ Sergei Bobrovsky	0	2	4	1-0 L
Mar. 30, 2013	at San Jose	Logan Couture	Jason LaBarbera/ Antti Niemi	0	1	6	3-2 L
Apr. 18, 2013	at St. Louis	Andy McDonald	Chad Johnson/ Brian Elliott	0	1	6	2-1 L
Apr. 20, 2013	at Chicago	David Schlemko	Mike Smith/ Corey Crawford	2	1	6	3-2 W
Apr. 26, 2013	Anaheim	Matt Duchene	Mike Smith/ Semyon Varlamov	0	2	4	5-4 L
Oct. 18, 2013	at Anaheim	Jakob Silfverberg	Mike Smith/ Jonas Hiller	3	4	6	3-2 L
Oct. 31, 2013	Nashville	Mikkel Boedker	Thomas Greiss/ Carter Hutton	1	0	5	5-4 W
Nov. 2, 2013	at San Jose	Antoine Vermette	Mike Smith/ Antti Niemi	2	1	5	3-2 W
Nov. 5, 2013	Vancouver	Antoine Vermette	Mike Smith/ Roberto Luongo	2	1	6	3-2 W
Nov. 9, 2013	Washington	Antoine Vermette	Mike Smith/ Michal Neuvirth	2	0	2	4-3 W
Nov. 14, 2013	at Chicago	Brandon Pirri	Mike Smith/ Corey Crawford	1	2	4	5-4 L
Dec. 19, 2013	at Toronto	Joffrey Lupul	Mike Smith/ James Reimer	1	2	3	2-1 L
Dec. 27, 2013	San Jose	Patrick Marleau	Mike Smith/ Antti Niemi	1	2	3	4-3 L
Feb. 27, 2014	at Winnipeg	Olli Jokinen	Mike Smith/ Ondrej Pavelec	1	2	4	3-2 L
Mar. 10, 2014	at Tampa Bay	Radim Vrbata	Mike Smith/ Ben Bishop	1	0	3	4-3 W
Mar. 27, 2014	at New Jersey	Mikkel Boedker	Thomas Greiss/ Martin Brodeur	1	0	3	3-2 W
Apr. 1, 2014	Winnipeg	Andrew Ladd	Thomas Greiss/ Ondrej Pavelec	0	1	3	2-1 L
Apr. 4, 2014	Edmonton	Sam Gagner	Thomas Greiss/ Ben Scrivens	0	1	4	3-2 L
Oct. 21, 2014	at Nashville	Ryan Ellis	Devan Dubnyk/ Pekka Rinne	1	2	4	4-3 L
Nov. 7, 2014	at Anaheim	Mikkel Boedker	Mike Smith/ Frederik Andersen	2	1	3	3-2 W
Nov. 22, 2014	at San Jose	Antoine Vermette	Devan Dubnyk/ Antti Niemi	1	0	3	4-3 W
Dec. 13, 2014	Minnesota	Mikko Koivu	Devan Dubnyk/ Niklas Backstrom	1	2	3	4-3 L
Dec. 27, 2014	Anaheim	Shane Doan	Devan Dubnyk/ Frederik Andersen	1	0	4	2-1 W
Jan. 18, 2015	at Winnipeg	Bryan Little	Mike Smith/ Ondrej Pavelec	0	1	3	4-3 L
Jan. 27, 2015	at Philadelphia	Wayne Simmonds	Mike Smith/ Steve Mason	0	1	3	4-3 L
Feb. 5, 2015	Carolina	Elias Lindholm	Mike Smith/ Cam Ward	0	1	3	2-1 L
Feb. 9, 2015	at Chicago	Antoine Vermette	Mike Smith/ Antti Raanta	2	1	3	3-2 W
Mar. 5, 2015	Vancouver	Sam Gagner	Mike Smith/ Eddie Lack	1	0	3	3-2 W

SPECIAL TEAMS

POWER PLAY

	OPP	GF	PCT	RANK
1979-80	336	63	18.8	16/21
1980-81	345	60	17.4	21/21
1981-82	328	74	22.6	11/21
1982-83	317	71	22.4	10/21
1983-84	374	80	21.4	13/21
1984-85	315	75	23.8	5/21
1985-86	356	72	20.2	17/21
1986-87	400	52	17.3	19/21
1987-88	432	110	25.5	2/21
1988-89	357	79	22.1	5/21
1989-90	347	65	18.7	17/21
1990-91	381	74	19.4	11/21
1991-92	435	91	20.9	7/22
1992-93	467	98	21.0	8/24
1993-94	423	82	19.4	11/26
1994-95	219	42	19.2	9/26
1995-96	417	82	19.7	6/26
1996-97	359	65	18.1	6/26
1997-98	384	57	14.8	14/26
1998-99	342	41	12.0	26/27
1999-00	310	37	11.9	27/28
2000-01	343	57	16.6	14/30
2001-02	340	53	15.6	14/30
2002-03	385	55	14.3	21/30
2003-04	358	51	14.2	26/30
2005-06	541	96	17.7	19/30
2006-07	400	66	16.5	22/30
2007-08	339	63	18.6	11/30
2008-09	344	50	14.5	28/30
2009-10	314	46	14.6	28/30
2010-11	289	46	15.9	23/30
2011-12	251	34	13.6	29/30
2012-13	169	25	14.8	25/30
2013-14	282	56	19.9	4/30
2014-15	230	46	20.0	7/30

PENALTY KILLING

	TS	GA	PCT	RANK
1979-80	275	63	77.1	13/21
1980-81	261	67	74.3	18/21
1981-82	249	61	75.5	16/21
1982-83	294	78	73.5	17/21
1983-84	341	86	74.8	19/21
1984-85	319	70	78.1	11/21
1985-86	335	83	75.2	18/21
1986-87	324	53	83.6	1/21
1987-88	444	94	78.8	13/21
1988-89	374	82	78.1	14/21
1989-90	333	57	82.9	3/21
1990-91	351	57	83.8	3/21
1991-92	428	68	84.1	3/22
1992-93	438	80	81.7	11/24
1993-94	445	91	79.6	23/26
1994-95	235	40	83.0	13/26
1995-96	430	88	79.5	23/26
1996-97	334	47	85.9	5/26
1997-98	408	66	83.8	21/26
1998-99	348	45	87.1	5/27
1999-00	306	43	85.9	9/28
2000-01	432	64	85.2	8/30
2001-02	356	60	83.1	21/30
2002-03	412	77	81.3	27/30
2003-04	398	71	82.2	23/30
2005-06	513	98	80.9	22/30
2006-07	425	92	78.4	29/30
2007-08	332	64	80.7	24/30
2008-09	293	68	76.8	28/30
2009-10	317	49	84.5	6/30
2010-11	296	64	78.4	26/30
2011-12	249	36	85.5	8/30
2012-13	169	34	79.9	22/30
2013-14	272	57	79.0	26/30
2014-15	279	65	76.7	29/30

PENALTY MINUTES

	MINS	AVG	RANK
1979-80	1251	15.6	8/21
1980-81	1191	14.9	1/21
1981-82	1314	16.4	18/21
1982-83	1089	13.6	3/21
1983-84	1579	19.7	15/21
1984-85	1540	19.3	14/21
1985-86	1774	22.2	13/21
1986-87	1537	19.2	2/21
1987-88	2278	28.5	16/21
1988-89	1843	23.0	8/21
1989-90	1629	20.4	4/21
1990-91	1675	20.9	3/21
1991-92	1907	23.8	13/22
1992-93	1851	22.0	13/24
1993-94	2143	25.5	26/26
1994-95	1141	23.8	24/26
1995-96	1622	19.8	13/26
1996-97	1582	19.3	15/26
1997-98	1602	19.5	15/26
1998-99	1412	17.2	20/27
1999-00	940	11.5	7/28
2000-01	1337	16.3	21/30
2001-02	1154	14.1	10/30
2002-03	1433	17.5	28/30
2003-04	1300	15.9	23/30
2005-06	1493	18.4	27/30
2006-07	1417	17.6	29/30
2007-08	1175	14.3	24/30
2008-09	1092	13.3	11/30
2009-10	905	11.3	5/30
2010-11	863	10.5	9/30
2011-12	757	9.2	3/30
2012-13	504	10.5	7/30
2013-14	810	9.9	8/30
2014-15	776	9.5	15/30

SHORTHANDED

	GF	GA
1979-80	4	10
1980-81	8	15
1981-82	4	11
1982-83	10	7
1983-84	13	18
1984-85	12	17
1985-86	13	14
1986-87	6	9
1987-88	11	17
1988-89	15	13
1989-90	14	7
1990-91	8	12
1991-92	7	6
1992-93	3	14
1993-94	13	17
1994-95	7	6
1995-96	10	12
1996-97	9	14
1997-98	10	6
1998-99	8	5
1999-00	14	7
2000-01	9	6
2001-02	8	6
2002-03	4	11
2003-04	9	8
2005-06	9	11
2006-07	5	13
2007-08	11	12
2008-09	5	4
2009-10	3	7
2010-11	5	6
2011-12	6	6
2012-13	2	2
2013-14	3	5
2014-15	4	7



PENALTY SHOTS FOR 9 GOALS, 41 CHANCES

DATE	OPPONENT	PLAYER	GOALTENDER	RESULT
Oct. 19, 1979	Minnesota	Peter Sullivan	Gary Edwards	Failed
Jan. 1, 1985	Calgary	Bengt Lundholm	Reggie Lemelin	Failed
Oct. 13, 1985	Quebec	Doug Smail	Richard Sevigny	Failed
Dec. 11, 1988	at Vancouver	Brent Ashton	Kirk McLean	Scored
Dec. 17, 1988	at Washington	Dale Hawerchuk	Clint Malarchuk	Failed
Oct. 10, 1989	at Pittsburgh	Doug Smail	Tom Barrasso	Failed
Nov. 27, 1991	NY Rangers	Troy Murray	Mike Richter	Failed
Dec. 19, 1992	at St. Louis	Phil Housley	Curtis Joseph	Failed
Feb. 23, 1993	at Ottawa	Stu Barnes	Peter Sidorkiewicz	Failed
Mar. 9, 1993	at Tampa Bay	Teemu Selanne	Wendell Young	Scored
Feb. 6, 1995	at Calgary	Teemu Selanne	Trevor Kidd	Failed
Nov. 18, 1996	Detroit	Mike Hudson	Chris Osgood	Failed
Jan. 24, 1998	Edmonton	Keith Tkachuk	Bob Essensa	Failed
Mar. 25, 1999	Washington	Robert Reichel	Rick Tabaracci	Failed
Dec. 2, 1999	Tampa Bay	Jeremy Roenick	Dan Cloutier	Scored
Jan. 12, 2000	Pittsburgh	Keith Tkachuk	J-Sebastien Aubin	Scored
Mar. 17, 2000	Nashville	Jeremy Roenick	Tomas Vokoun	Scored
Feb. 28, 2001	at Columbus	Jeremy Roenick	Marc Denis	Failed
Mar. 30, 2002	Colorado	Krystofer Kolanos	Patrick Roy	Scored
Apr. 9, 2002	at Calgary	Michal Handzus	Roman Turek	Failed
Mar. 14, 2003	Chicago	Mike Johnson	Jocelyn Thibault	Failed

DATE	OPPONENT	PLAYER	GOALTENDER	RESULT
Mar. 14, 2004	at Colorado	Mike Comrie	Tommy Salo	Failed
Apr. 3, 2004	Chicago	Ivan Novoseltsev	Adam Munro	Failed
Oct. 8, 2005	Minnesota	Ladislav Nagy	Dwayne Roloson	Scored
Oct. 17, 2005	at Calgary	Oleg Saprykin	Miikka Kiprusoff	Failed
Nov. 25, 2005	at Dallas	Mike Comrie	Marty Turco	Failed
Nov. 26, 2005	Vancouver	Shane Doan	Alexander Auld	Failed
Dec. 29, 2005	Los Angeles	Ladislav Nagy	Jason LaBarbera	Failed
Mar. 18, 2007	Dallas	Shane Doan	Marty Turco	Failed
Dec. 29, 2007	Detroit	Radim Vrbata	Chris Osgood	Scored
Jan. 10, 2008	at Edmonton	Shane Doan	Mathieu Garon	Failed
Feb. 10, 2008	Nashville	Keith Yandle	Dan Ellis	Failed
Nov. 14, 2009	Dallas	Shane Doan	Marty Turco	Failed
Mar. 20, 2010	Chicago	Matthew Lombardi	Antti Niemi	Failed
Feb. 19, 2011	at Nashville	Shane Doan	Pekka Rinne	Failed
Nov. 21, 2011	at Washington	Lauri Korpikoski	Tomas Vokoun	Scored
Mar. 10, 2012	San Jose	Ray Whitney	Antti Niemi	Failed
Mar. 18, 2012	at Edmonton	Keith Yandle	Devan Dubnyk	Failed
Mar. 25, 2013	Detroit	Lauri Korpikoski	Jonas Gustavsson	Failed
Feb. 7, 2015	Detroit	Martin Erat	Petr Mrazek	Failed
Feb. 14, 2015	NY Rangers	Tobias Rieder	Cam Talbot	Failed

PENALTY SHOTS AGAINST 18 GOALS, 49 CHANCES

DATE	OPPONENT	PLAYER	GOALTENDER	RESULT
Dec. 14, 1980	NY Islanders	Anders Kallur	Pierre Hamel	Failed
Feb. 6, 1981	at Edmonton	Wayne Gretzky	Pierre Hamel	Failed
Dec. 19, 1983	at Calgary	Doug Risebrough	Doug Soetaert	Scored
Feb. 23, 1985	at Montreal	Chris Nilan	Brian Hayward	Scored
Oct. 16, 1985	at Detroit	Gerard Gallant	Brian Hayward	Scored
Dec. 28, 1986	Minnesota	Kent Nilsson	Eldon Reddick	Failed
Oct. 25, 1987	Los Angeles	Luc Robitaille	Eldon Reddick	Scored
Mar. 10, 1988	at Calgary	Hakan Loob	Daniel Berthiaume	Failed
Nov. 29, 1988	NY Rangers	Guy Lafleur	Eldon Reddick	Failed
Jan. 31, 1989	at St. Louis	Doug Evans	Daniel Berthiaume	Scored
Feb. 13, 1989	at Detroit	Steve Yzerman	Bob Essensa	Scored
Feb. 28, 1992	at Vancouver	Pavel Bure	Rick Tabaracci	Scored
Feb. 1, 1993	at Ottawa	Laurie Boschman	Mike O'Neill	Scored
Oct. 31, 1993	Calgary	Paul Ranheim	Bob Essensa	Scored
Nov. 3, 1993	St. Louis	Philippe Bozon	Bob Essensa	Failed
Mar. 29, 1994	at San Jose	Sergei Makarov	Tim Cheveldae	Scored
Mar. 22, 1995	at Detroit	Bob Errey	Nikolai Khabibulin	Failed
Apr. 8, 1995	at Toronto	Dave Andreychuk	Tim Cheveldae	Failed
Feb. 1, 1996	at Colorado	Peter Forsberg	Tim Cheveldae	Failed
Feb. 26, 1996	Los Angeles	Kevin Stevens	Nikolai Khabibulin	Failed
Dec. 3, 1997	at Tampa Bay	Dino Ciccarelli	Nikolai Khabibulin	Failed
Jan. 26, 1998	Vancouver	Pavel Bure	Nikolai Khabibulin	Scored
Jan. 10, 2000	at NY Islanders	Brad Isbister	Sean Burke	Scored
Oct. 27, 2001	Colorado	Greg de Vries	Sean Burke	Failed
Jan. 27, 2004	Calgary	Shean Donovan	Sean Burke	Scored

DATE	OPPONENT	PLAYER	GOALTENDER	RESULT
Feb. 2, 2004	Columbus	David Vyborny	Brian Boucher	Scored
Oct. 8, 2005	Minnesota	Alexandre Daigle	Curtis Joseph	Failed
Nov. 10, 2005	Calgary	Jarome Iginla	Curtis Joseph	Scored
Mar. 4, 2006	Detroit	Nicklas Lidstrom	Philippe Sauve	Failed
Mar. 7, 2006	at Detroit	Mark Mowers	Curtis Joseph	Failed
Oct. 24, 2006	at Calgary	Daymond Langkow	Curtis Joseph	Failed
Nov. 3, 2006	at Anaheim	Andy McDonald	Curtis Joseph	Scored
Feb. 19, 2007	at Nashville	Jean-Pierre Dumont	Curtis Joseph	Scored
Mar. 8, 2007	Vancouver	Daniel Sedin	Curtis Joseph	Failed
Oct. 30, 2007	at St. Louis	Lee Stempniak	Mikael Tellqvist	Failed
Nov. 12, 2007	at San Jose	Joe Pavelski	Mikael Tellqvist	Failed
Jan. 19, 2008	Chicago	Rene Bourque	Ilya Bryzgalov	Failed
Dec. 19, 2009	at Anaheim	Todd Marchant	Ilya Bryzgalov	Failed
Jan. 7, 2010	at Vancouver	Mason Raymond	Ilya Bryzgalov	Failed
Dec. 26, 2010	at Dallas	Loui Eriksson	Jason LaBarbera	Failed
Feb. 25, 2011	at Columbus	RJ Umberger	Ilya Bryzgalov	Failed
Mar. 8, 2011	Vancouver	Alex Burrows	Ilya Bryzgalov	Failed
Mar. 17, 2011	at Edmonton	Andrew Coglian	Ilya Bryzgalov	Failed
Oct. 15, 2011	vs. Winnipeg	Nik Antropov	Mike Smith	Failed
Dec. 31, 2011	at Minnesota	Matt Cullen	Curtis McElhinney	Scored
Jan. 10, 2012	at N.Y. Rangers	Marian Gaborik	Mike Smith	Failed
Mar. 6, 2013	at Anaheim	Andrew Coglian	Jason LaBarbera	Failed
Oct. 11, 2013	at Philadelphia	Adam Hall	Thomas Greiss	Failed
Nov. 23, 2013	Anaheim	Emerson Etem	Mike Smith	Failed



DATE	OPPONENT	RESULT	PLAYER	G
Dec. 15, 1979	Montreal	6-2 W	Willy Lindstrom	3
Mar. 26, 1980	Hartford	7-0 W	Dave Christian	3
Oct. 17, 1980	Chicago	6-2 W	Morris Lukowich	3
Nov. 2, 1980	Washington	4-4 T	Norm Dupont	3
Feb. 12, 1981	at NY Rangers	8-6 L	Dave Christian	3
Oct. 25, 1981	Los Angeles	9-4 W	Dale Hawerchuk	3
Mar. 2, 1982	at Philadelphia	7-6 W	Willy Lindstrom	5
Mar. 13, 1982	at Toronto	10-2 W	Dale Hawerchuk	3
Oct. 24, 1982	Edmonton	9-5 W	Dale Hawerchuk	3
Feb. 4, 1983	Pittsburgh	6-4 W	Dale Hawerchuk	3
Feb. 25, 1983	Hartford	5-3 W	Dale Hawerchuk	3
Mar. 23, 1983	Edmonton	7-4 W	Lucien DeBlois	3
Mar. 30, 1983	Los Angeles	10-5 W	Ron Wilson	4
Apr. 3, 1983	Detroit	8-3 W	Thomas Steen	3
Oct. 5, 1983	Detroit	6-6 T	Scott Arniel	3
Dec. 14, 1983	at Toronto	8-4 W	Dale Hawerchuk	3
Jan. 18, 1984	at Pittsburgh	5-4 W	Paul MacLean	3
Mar. 6, 1984	at Los Angeles	7-3 W	Paul MacLean	3
Nov. 24, 1984	at Los Angeles	9-5 W	Laurie Boschman	3
Dec. 14, 1984	Toronto	6-4 W	Dale Hawerchuk	3
Jan. 4, 1985	at Edmonton	7-4 L	Dale Hawerchuk	3
Jan. 21, 1985	Pittsburgh	7-6 W	Dale Hawerchuk	3
Oct. 23, 1985	Edmonton	9-3 W	Perry Turnbull	3
Mar. 19, 1986	Montreal	6-4 W	Brian Mullen	3
Mar. 31, 1986	at Los Angeles	5-2 W	Ray Neufeld	3
Nov. 2, 1986	at NY Rangers	5-4 W	Paul MacLean	3
Nov. 9, 1986	New Jersey	8-1 W	Thomas Steen	3
Nov. 13, 1986	at Los Angeles	6-5 W	Paul MacLean	3
Feb. 20, 1987	Boston	6-2 W	Doug Smail	3
Mar. 25, 1987	Calgary	10-1 W	Doug Smail	3
Nov. 1, 1987	Vancouver	7-3 W	Ray Neufeld	3
Nov. 25, 1987	at Detroit	10-8 L	Paul MacLean	3
Dec. 28, 1987	at Los Angeles	5-2 W	Ray Neufeld	3
Feb. 3, 1988	Calgary	9-0 W	Laurie Boschman	3
Feb. 6, 1988	at Minnesota	8-8- T	Dale Hawerchuk	3
Mar. 5, 1988	at Toronto	10-1 W	Paul MacLean	3
Mar. 9, 1988	Calgary	6-6 T	Paul MacLean	4
Nov. 8, 1988	at Quebec	8-4 W	Dale Hawerchuk	3
Nov. 20, 1988	Edmonton	7-4 W	Iain Duncan	3
Nov. 20, 1988	Edmonton	7-4 W	Andrew McBain	3
Jan. 26, 1989	at NY Islanders	8-6 L	Dale Hawerchuk	3
Feb. 19, 1989	Hartford	7-6 W	Brent Ashton	3
Mar. 18, 1989	at Toronto	10-2 W	Thomas Steen	3
Nov. 11, 1991	Los Angeles	6-2 W	Stu Barnes	3
Oct. 14, 1992	Edmonton	7-3 W	Teemu Selanne	3
Nov. 17, 1992	at Tampa Bay	6-5 W	Evgeny Davydov	3
Dec. 11, 1992	at Washington	8-6 L	Teemu Selanne	3
Feb. 22, 1993	Ottawa	6-3 W	Thomas Steen	3
Feb. 28, 1993	Minnesota	7-6 W	Teemu Selanne	4
Mar. 2, 1993	Quebec	7-4 L	Teemu Selanne	3
Mar. 9, 1993	at Tampa Bay	4-2 W	Teemu Selanne	3
Oct. 6, 1993	Washington	6-4 W	Teemu Selanne	3

DATE	OPPONENT	RESULT	PLAYER	G
Oct. 23, 1993	at Philadelphia	9-6 W	Keith Tkachuk	3
Nov. 9, 1993	at NY Islanders	5-2 W	Alexei Zhamnov	3
Nov. 30, 1993	at Los Angeles	8-6 W	Alexei Zhamnov	3
Dec. 23, 1993	Quebec	5-2 W	Teemu Selanne	3
Feb. 11, 1995	at St. Louis	3-2 W	Alexei Zhamnov	3
Mar. 28, 1995	at San Jose	6-5 L	Nelson Emerson	3
Apr. 1, 1995	at Los Angeles	7-7 T	Alexei Zhamnov	5
Oct. 7, 1995	Dallas	7-5 W	Igor Korolev	3
Dec. 12, 1995	Montreal	6-5 L	Eddie Olczyk	3
Dec. 15, 1995	Edmonton	9-4 W	Teemu Selanne	4
Feb. 1, 1996	at Colorado	6-4 L	Alexei Zhamnov	3
Mar. 26, 1996	at Dallas	8-2 W	Keith Tkachuk	4
Oct. 7, 1996	at Boston	5-2 W	Mike Gartner	3
Nov. 28, 1996	New Jersey	4-3 W	Keith Tkachuk	3
Feb. 18, 1997	Los Angeles	6-1 W	Jim McKenzie	3
Mar. 20, 1997	at Chicago	4-2 W	Keith Tkachuk	4
Dec. 1, 1997	at Florida	3-2 W	Keith Tkachuk	3
Dec. 26, 1997	at San Jose	4-0 W	Keith Tkachuk	3
Apr. 3, 1998	Anaheim	6-3 W	Keith Tkachuk	3
Mar. 7, 1999	Nashville	4-3 W	Keith Tkachuk	3
Nov. 25, 1999	New Jersey	4-2 W	Jeremy Roenick	3
Nov. 26, 1999	Colorado	7-0 W	Jeremy Roenick	3
Dec. 20, 2000	Calgary	4-2 W	Keith Tkachuk	3
Feb. 23, 2001	at Buffalo	7-3 W	Jeremy Roenick	3
Oct. 13, 2001	Washington	5-2 W	Daymond Langkow	3
Jan. 24, 2003	at Edmonton	5-1 W	Daymond Langkow	3
Nov. 27, 2003	Los Angeles	6-4 W	Ladislav Nagy	3
Dec. 3, 2005	Carolina	8-4 W	Ladislav Nagy	3
Apr. 1, 2006	at San Jose	4-3 W	Steven Reinprecht	3
Dec. 30, 2006	San Jose	8-0 W	Jeremy Roenick	3
Oct. 11, 2007	at Nashville	6-3 W	Fredrik Sjostrom	3
Nov. 7, 2007	at Anaheim	6-5 W	Peter Mueller	3
Jan. 2, 2008	at Colorado	5-2 W	Steven Reinprecht	3
Jan. 24, 2008	vs. Nashville	4-3 W (OT)	Radim Vrbata	3
Feb. 5, 2008	at Calgary	4-3 L (SO)	Peter Mueller	3
Apr. 4, 2008	at Dallas	4-2 W	Daniel Carcillo	3
Dec. 4, 2008	Toronto	6-3 W	Martin Hanzal	3
Feb. 21, 2009	at Los Angeles	6-3 W	Olli Jokinen	3
Jan. 21, 2010	Nashville	4-2 W	Scottie Upshall	3
Oct. 21, 2010	Los Angeles	4-2 W	Lee Stempniak	3
Nov. 3, 2010	Nashville	4-3 W	Ed Jovanovski	3
Nov. 12, 2010	Calgary	5-4 W	Vernon Fiddler	3
Nov. 13, 2010	St. Louis	5-3 W	Ray Whitney	3
Jan. 7, 2012	N.Y. Islanders	5-1 W	Shane Doan	3
Jan. 23, 2013	Columbus	5-1 W	Steve Sullivan	3
Apr. 27, 2013	at Anaheim	5-3 W	Radim Vrbata	3
Oct. 3, 2013	N.Y. Rangers	4-1 W	Radim Vrbata	3
Dec. 21, 2013	at Ottawa	4-3 W (OT)	Antoine Vermette	3
Jan. 26, 2014	at Vancouver	5-4 L (OT)	Antoine Vermette	3
Oct. 15, 2014	Edmonton	7-4 W	Mikkel Boedker	3
Nov. 14, 2014	at Vancouver	5-0 W	Martin Hanzal	3



DATE	OPPONENT	RESULT	SAVES	GOALTENDER
Feb. 12, 1980	at NY Islanders	0-0 T	20	Markus Mattsson
Mar. 26, 1980	Hartford	7-0 W	27	Markus Mattsson
Jan. 31, 1981	at Toronto	2-0 W	38	Markus Mattsson
Jan. 20, 1982	Washington	3-0 W	21	Doug Soetaert
Mar. 5, 1982	Detroit	2-0 W	33	Doug Soetaert
Mar. 20, 1982	Toronto	7-0 W	21	Ed Staniowski
Oct. 9, 1982	at Detroit	8-0 W	36	Ed Staniowski
Mar. 9, 1983	Buffalo	6-0 W	24	Brian Hayward
Nov. 7, 1984	at Hartford	3-0 W	29	Marc Behrend
Jan. 5, 1986	Vancouver	4-0 W	20	Dan Bouchard
Mar. 16, 1986	Detroit	6-0 W	15	Dan Bouchard
Nov. 7, 1986	St. Louis	2-0 W	25	Daniel Berthiaume
Jan. 9, 1987	Hartford	3-0 W	29	Eldon Reddick/ Daniel Berthiaume
Jan. 19, 1988	St. Louis	3-0 W	23	Daniel Berthiaume
Feb. 3, 1988	Calgary	9-0 W	25	Daniel Berthiaume
Nov. 18, 1988	Toronto	3-0 W	30	Alain Chevrier
Feb. 26, 1989	Calgary	1-0 W	24	Bob Essensa
Nov. 18, 1989	at Philadelphia	1-0 W (OT)	31	Daniel Berthiaume
Mar. 29, 1990	at Los Angeles	1-0 W	30	Bob Essensa
Oct. 31, 1990	at Edmonton	1-0 W (OT)	34	Bob Essensa
Dec. 28, 1990	Boston	6-0 W	31	Bob Essensa
Jan. 21, 1991	Minnesota	2-0 W	28	Bob Essensa
Feb. 17, 1991	Quebec	6-0 W	25	Rick Tabaracci
Mar. 23, 1991	at Edmonton	3-0 W	26	Bob Essensa
Oct. 25, 1991	Philadelphia	2-0 W	34	Bob Essensa
Nov. 16, 1991	at New Jersey	1-0 W	40	Bob Essensa
Nov. 23, 1991	at Edmonton	4-0 W	36	Bob Essensa
Jan. 23, 1992	at Philadelphia	1-0 W	24	Stephane Beauregard
Jan. 28, 1992	at Pittsburgh	4-0 W	38	Bob Essensa
Feb. 2, 1992	San Jose	6-0 W	40	Bob Essensa
Mar. 11, 1992	San Jose	3-0 W	20	Stephane Beauregard
Dec. 19, 1992	at St. Louis	1-0 W	32	Bob Essensa
Apr. 15, 1993	Edmonton	3-0 W	31	Bob Essensa
Oct. 16, 1993	Chicago	1-0 W (OT)	33	Bob Essensa
Mar. 16, 1994	St. Louis	4-0 W	41	Tim Cheveldae
Nov. 26, 1995	Edmonton	4-0 W	34	Nikolai Khabibulin
Feb. 23, 1996	Chicago	1-0 W (OT)	36	Nikolai Khabibulin
Dec. 5, 1996	at St. Louis	3-0 W	33	Darcy Wakaluk
Jan. 25, 1997	Vancouver	4-0 W	26	Nikolai Khabibulin
Jan. 29, 1997	at Detroit	3-0 W	30	Nikolai Khabibulin
Feb. 12, 1997	at Dallas	5-0 W	33	Nikolai Khabibulin
Mar. 5, 1997	at Florida	3-0 W	14	Nikolai Khabibulin
Mar. 6, 1997	at Tampa Bay	5-0 W	30	Nikolai Khabibulin
Mar. 8, 1997	at Chicago	2-0 W	28	Nikolai Khabibulin
Mar. 22, 1997	at Toronto	3-0 W	33	Nikolai Khabibulin
Nov. 8, 1997	at Toronto	3-0 W	25	Nikolai Khabibulin
Nov. 22, 1997	Toronto	2-0 W	28	Nikolai Khabibulin
Dec. 26, 1997	at San Jose	4-0 W	30	Nikolai Khabibulin
Jan. 1, 1998	Los Angeles	4-0 W	23	Nikolai Khabibulin
Mar. 14, 1998	at St. Louis	2-0 W	24	Jimmy Waite
Nov. 1, 1998	at Los Angeles	3-0 W	31	Nikolai Khabibulin
Nov. 11, 1998	at Dallas	2-0 W	38	Jimmy Waite
Nov. 28, 1998	at Los Angeles	4-0 W	20	Nikolai Khabibulin
Dec. 12, 1998	at Ottawa	2-0 W	42	Nikolai Khabibulin
Jan. 11, 1999	Buffalo	1-0 W	23	Nikolai Khabibulin
Feb. 6, 1999	Chicago	3-0 W	28	Nikolai Khabibulin
Feb. 10, 1999	Los Angeles	3-0 W	26	Nikolai Khabibulin
Mar. 13, 1999	Anaheim	1-0 W	27	Nikolai Khabibulin
Apr. 17, 1999	Dallas	2-0 W	27	Nikolai Khabibulin
Oct. 5, 1999	Anaheim	4-0 W	21	Mikhail Shtalenkov
Oct. 31, 1999	at Anaheim	3-0 W	33	Mikhail Shtalenkov
Nov. 26, 1999	Colorado	7-0 W	28	Sean Burke
Feb. 1, 2000	at San Jose	1-0 W (OT)	34	Bob Essensa
Mar. 9, 2000	NY Islanders	5-0 W	30	Sean Burke
Mar. 11, 2000	Vancouver	5-0 W	26	Sean Burke
Oct. 30, 2000	at Colorado	4-0 W	45	Sean Burke
Nov. 12, 2000	at NY Rangers	2-0 W	39	Sean Burke
Nov. 30, 2000	Minnesota	2-0 W	30	Robert Esche
Feb. 9, 2001	Edmonton	2-0 W	38	Sean Burke
Feb. 16, 2001	at Carolina	2-0 W	33	Robert Esche
Mar. 28, 2001	at Minnesota	2-0 W	29	Sean Burke

DATE	OPPONENT	RESULT	SAVES	GOALTENDER
Oct. 27, 2001	Colorado	1-0 W	29	Sean Burke
Nov. 29, 2001	Nashville	1-0 W	27	Sean Burke
Dec. 5, 2001	St. Louis	3-0 W	27	Sean Burke
Dec. 31, 2001	NY Rangers	5-0 W	37	Sean Burke
Jan. 21, 2002	at Nashville	1-0 W	19	Robert Esche
Mar. 24, 2002	Los Angeles	4-0 W	25	Sean Burke
Dec. 28, 2002	Philadelphia	4-0 W	23	Sean Burke
Jan. 8, 2003	at Chicago	0-0 T	40	Zac Bierk
Apr. 4, 2003	Nashville	1-0 W	24	Sean Burke
Oct. 12, 2003	at Anaheim	2-0 W	31	Sean Burke
Dec. 31, 2003	Los Angeles	4-0 W	21	Brian Boucher
Jan. 2, 2004	at Dallas	6-0 W	35	Brian Boucher
Jan. 4, 2004	at Carolina	3-0 W	26	Brian Boucher
Jan. 7, 2004	at Washington	3-0 W	27	Brian Boucher
Jan. 9, 2004	at Minnesota	2-0 W	21	Brian Boucher
Oct. 17, 2005	at Calgary	2-0 W	25	Curtis Joseph
Nov. 3, 2005	Los Angeles	4-0 W	21	Curtis Joseph
Apr. 13, 2006	Los Angeles	3-0 W	32	Curtis Joseph
Apr. 16, 2006	at St. Louis	3-0 W	40	Curtis Joseph
Dec. 23, 2006	Anaheim	2-0 W	29	Mikael Tellqvist
Dec. 30, 2006	San Jose	8-0 W	40	Curtis Joseph
Jan. 4, 2007	at Carolina	2-0 W	29	Curtis Joseph
Feb. 6, 2007	at Columbus	3-0 W	28	Curtis Joseph
Feb. 27, 2007	at Edmonton	3-0 W	26	Curtis Joseph
Mar. 12, 2007	Philadelphia	4-0 W	24	Mikael Tellqvist
Oct. 25, 2007	at Anaheim	1-0 W	31	Alex Auld
Nov. 2, 2007	at Dallas	5-0 W	35	Mikael Tellqvist
Nov. 17, 2007	at Los Angeles	1-0 W	28	Ilya Bryzgalov
Feb. 18, 2008	at Los Angeles	4-0 W	34	Mikael Tellqvist
Feb. 24, 2008	St. Louis	2-0 W	35	Ilya Bryzgalov
Mar. 13, 2008	Vancouver	2-0 W	24	Ilya Bryzgalov
Dec. 20, 2008	Columbus	2-0 W	33	Ilya Bryzgalov
Jan. 10, 2009	Dallas	1-0 W (SO)	38	Ilya Bryzgalov
Feb. 11, 2009	at Dallas	1-0 W	33	Ilya Bryzgalov
Apr. 1, 2009	at Colorado	3-0 W	23	Al Montoya
Oct. 7, 2009	at Pittsburgh	3-0 W	24	Ilya Bryzgalov
Oct. 12, 2009	at San Jose	1-0 W (SO)	26	Ilya Bryzgalov
Oct. 29, 2009	at St. Louis	2-0 W	32	Ilya Bryzgalov
Dec. 7, 2009	Minnesota	2-0 W	28	Ilya Bryzgalov
Dec. 23, 2009	Anaheim	4-0 W	21	Ilya Bryzgalov
Feb. 2, 2010	at Nashville	1-0 W (SO)	25	Ilya Bryzgalov
Mar. 6, 2010	Anaheim	4-0 W	32	Ilya Bryzgalov
Mar. 13, 2010	at Carolina	4-0 W	29	Ilya Bryzgalov
Nov. 23, 2010	Edmonton	5-0 W	23	Ilya Bryzgalov
Dec. 5, 2010	at Anaheim	3-0 W	26	Ilya Bryzgalov
Dec. 26, 2010	at Dallas	1-0 W	30	Jason LaBarbera
Jan. 6, 2011	at Colorado	2-0 W	34	Jason LaBarbera
Jan. 20, 2011	at Los Angeles	2-0 W	36	Ilya Bryzgalov
Feb. 5, 2011	Minnesota	1-0 W	25	Ilya Bryzgalov
Feb. 7, 2011	Colorado	3-0 W	26	Ilya Bryzgalov
Mar. 10, 2011	Calgary	3-0 W	39	Ilya Bryzgalov
Mar. 24, 2011	Columbus	3-0 W	28	Ilya Bryzgalov
Nov. 12, 2011	at San Jose	3-0 W	31	Mike Smith
Nov. 26, 2011	Dallas	3-0 W	26	Mike Smith
Feb. 11, 2012	Chicago	3-0 W	38	Mike Smith
Feb. 16, 2012	at Los Angeles	1-0 W	28	Mike Smith
Mar. 10, 2012	San Jose	3-0 W	42	Mike Smith
Mar. 29, 2012	San Jose	2-0 W	38	Mike Smith
Mar. 31, 2012	Anaheim	4-0 W	44	Mike Smith
Apr. 3, 2012	Columbus	2-0 W	54	Mike Smith
Jan. 28, 2013	Nashville	4-0 W	21	Chad Johnson
Feb. 2, 2013	Dallas	2-0 W	17	Mike Smith
Feb. 9, 2013	at San Jose	1-0 W (SO)	33	Mike Smith
Feb. 18, 2013	Calgary	4-0 W	30	Mike Smith
Mar. 16, 2013	at Columbus	1-0 L (SO)	23	Mike Smith
Apr. 6, 2013	Colorado	4-0 W	24	Mike Smith
Jan. 7, 2014	Calgary	6-0 W	27	Thomas Greiss
Jan. 16, 2014	Vancouver	1-0 W	29	Mike Smith
Jan. 28, 2014	Los Angeles	3-0 W	30	Thomas Greiss
Feb. 7, 2014	Chicago	2-0 W	30	Mike Smith
Mar. 4, 2014	Vancouver	1-0 W	23	Mike Smith
Nov. 14, 2014	at Vancouver	5-0 W	35	Devan Dubnyk



DATE	OPPONENT	RESULT	TOTAL GOALS
Nov. 25, 1987	at Detroit	10-8 L	18
Nov. 11, 1981	at Minnesota	15-2 L	17
Feb. 25, 1985	at NY Rangers	12-5 W	17
Feb. 2, 1982	at St. Louis	10-6 L	16
Mar. 30, 1983	Los Angeles	10-5 W	15
Nov. 24, 1990	at Quebec	11-4 W	15
Feb. 6, 1981	at Edmonton	10-4 L	14
Oct. 19, 1983	Montreal	12-2 L	14
Dec. 15, 1982	at Chicago	10-3 L	13
Mar. 27, 1981	Vancouver	10-2 L	12
Nov. 29, 1981	Edmonton	10-2 L	12
Mar. 13, 1982	at Toronto	10-2 W	12
Mar. 18, 1989	at Toronto	10-2 W	12
Mar. 1, 2000	Carolina	7-5 W	12
Dec. 3, 2005	Carolina	8-4 W	12
Mar. 10, 2007	Chicago	7-5 L	12
Mar. 18, 2008	at Edmonton	8-4 L	12
Feb. 14, 2009	Calgary	7-5 L	12
Mar. 5, 1981	at Philadelphia	10-1 L	11
Mar. 25, 1987	Calgary	10-1 W	11
Mar. 5, 1988	at Toronto	10-1 W	11
Oct. 12, 1988	at Chicago	10-1 L	11
Oct. 15, 2000	at Los Angeles	6-5 W	11
Feb. 27, 2001	at Boston	7-4 L	11
Mar. 24, 2001	Edmonton	7-4 W	11
Jan. 9, 2002	San Jose	6-5 L	11
Feb. 8, 2002	Los Angeles	6-5 W	11
Dec. 26, 2005	at Colorado	7-4 L	11
Dec. 29, 2005	Los Angeles	6-5 W	11
Jan. 31, 2006	Vancouver	7-4 L	11
Oct. 11, 2006	at Detroit	9-2 L	11
Nov. 30, 2006	Los Angeles	7-4 W	11
Nov. 7, 2007	at Anaheim	6-5 W (OT)	11
Mar. 20, 2008	at Los Angeles	6-5 L (SO)	11
Mar. 30, 2009	Dallas	6-5 W (OT)	11
Jan. 2, 2011	at Minnesota	6-5 L (OT)	11
Feb. 23, 2011	at Tampa Bay	8-3 L	11
Mar. 28, 2013	at Nashville	7-4 W	11
Oct. 24, 2013	at Los Angeles	7-4 L	11
Oct. 15, 2014	Edmonton	7-4 W	11
Nov. 2, 2014	at Washington	6-5 W	11



DATE	OPPONENT	RESULT	GOALTENDER	GOAL
Feb. 12, 1980	at NY Islanders	0-0 T	Markus Mattsson	----
Jan. 8, 2003	at Chicago	0-0 T	Zac Bierk	----
Feb. 26, 1989	Calgary	1-0 W	Bob Essensa	Dale Hawerchuk
Nov. 18, 1989	at Philadelphia	1-0 W (OT)	Daniel Berthiaume	Doug Smail
Mar. 29, 1990	at Los Angeles	1-0 W	Bob Essensa	Pat Elynuik
Oct. 31, 1990	at Edmonton	1-0 W (OT)	Bob Essensa	Pat Elynuik
Nov. 16, 1991	at New Jersey	1-0 W	Bob Essensa	Ed Olczyk
Jan. 23, 1992	at Philadelphia	1-0 W	Stephane Beauregard	Phil Housley
Mar. 13, 1992	Hartford	1-0 L	Stephane Beauregard	Bobby Holik
Dec. 19, 1992	at St. Louis	1-0 W	Bob Essensa	Thomas Steen
Oct. 16, 1993	Chicago	1-0 W (OT)	Bob Essensa	Nelson Emerson
Feb. 16, 1996	Pittsburgh	1-0 L	Nikolai Khabibulin	Jaromir Jagr
Feb. 23, 1996	Chicago	1-0 W (OT)	Nikolai Khabibulin	Dallas Drake
Oct. 5, 1996	Hartford	1-0 L	Nikolai Khabibulin	Alexander Godynnyuk
Jan. 11, 1999	Buffalo	1-0 W	Nikolai Khabibulin	Dallas Drake
Mar. 13, 1999	Anaheim	1-0 W	Nikolai Khabibulin	Mike Stapleton
Mar. 29, 1999	at Vancouver	1-0 L	Mikhail Shtalenkov	Peter Schaefer
Apr. 6, 1999	San Jose	1-0 L	Nikolai Khabibulin	Bill Houlder
Feb. 1, 2000	at San Jose	1-0 W (OT)	Bob Essensa	Keith Carney
Feb. 22, 2000	at Montreal	1-0 L	Sean Burke	Benoit Brunet
Oct. 27, 2001	Colorado	1-0 W	Sean Burke	Krystofer Kolanos
Nov. 4, 2001	at Carolina	1-0 L	Sean Burke	Josef Vasicek
Nov. 29, 2001	Nashville	1-0 W	Sean Burke	Sergei Berezin
Jan. 21, 2002	at Nashville	1-0 W	Robert Esche	Sergei Berezin
Jan. 18, 2003	Buffalo	1-0 L	Zac Bierk	Curtis Brown
Jan. 26, 2003	at Vancouver	1-0 L	Zac Bierk	Markus Naslund
Apr. 4, 2003	Nashville	1-0 W	Sean Burke	Branko Radivojevic
Nov. 23, 2003	at Atlanta	1-0 L	Brian Boucher	Marc Savard
Mar. 31, 2004	at Calgary	1-0 L	Brent Johnson	Jarome Iginla
Nov. 9, 2006	Dallas	1-0 L	Curtis Joseph	Brenden Morrow
Feb. 3, 2007	Minnesota	1-0 L	Curtis Joseph	Marian Gaborik
Oct. 25, 2007	at Anaheim	1-0 W	Alex Auld	Craig Weller
Nov. 17, 2007	at Los Angeles	1-0 W	Ilya Bryzgalov	Shane Doan
Dec. 7, 2007	vs. San Jose	1-0 L	Ilya Bryzgalov	Milan Michalek
Feb. 27, 2008	at Chicago	1-0 L	Ilya Bryzgalov	Jason Williams
Nov. 6, 2008	at Vancouver	1-0 L	Ilya Bryzgalov	Kevin Bieksa
Jan. 10, 2009	Dallas	1-0 W (SO)	Ilya Bryzgalov	*Kyle Turris
Feb. 11, 2009	at Dallas	1-0 W	Ilya Bryzgalov	Enver Lisin
Oct. 12, 2009	at San Jose	1-0 W (SO)	Ilya Bryzgalov	*Lauri Korpikoski
Feb. 2, 2010	at Nashville	1-0 W (SO)	Ilya Bryzgalov	*Adrian Aucoin
Dec. 26, 2010	at Dallas	1-0 W	Jason LaBarbera	Kyle Turris
Feb. 5, 2011	Minnesota	1-0 W	Ilya Bryzgalov	Taylor Pyatt
Mar. 3, 2011	at Los Angeles	1-0 L	Ilya Bryzgalov	Jarret Stoll
Dec. 1, 2011	at Winnipeg	1-0 L	Mike Smith	Bryan Little
Jan. 5, 2012	at Los Angeles	1-0 L (OT)	Mike Smith	Drew Doughty
Feb. 16, 2012	at Los Angeles	1-0 W	Mike Smith	Radim Vrbata
Feb. 9, 2013	at San Jose	1-0 W (SO)	Mike Smith	Mikkel Boedker
Mar. 16, 2013	at Columbus	1-0 L (SO)	Mike Smith	Artem Anisimov
Jan. 16, 2014	Vancouver	1-0 W	Mike Smith	Antoine Vermette
Mar. 4, 2014	Vancouver	1-0 W	Mike Smith	Antoine Vermette
Nov. 8, 2014	N.Y. Islanders	1-0 L	Mike Smith	Frans Nielsen
Mar. 16, 2015	at Los Angeles	1-0 L	Mike Smith	Andy Andreoff

*Shootout-Deciding Goal



GOALS

PLAYER	SEASON	NO.
1. Teemu Selanne	1992-93	76
2. Dale Hawerchuk	1984-85	53
3. Keith Tkachuk	1996-97	52
4. Keith Tkachuk	1995-96	50
5. Dale Hawerchuk	1986-87	47
6. Dale Hawerchuk	1985-86	46
7. Dale Hawerchuk	1981-82	45
8. Dale Hawerchuk	1987-88	44
9. Morris Lukowich	1981-82	43
10. Paul MacLean	1984-85	41
Dale Hawerchuk	1988-89	41
Keith Tkachuk	1993-94	41

ASSISTS

PLAYER	SEASON	NO.
1. Phil Housley	1992-93	79
2. Dale Hawerchuk	1984-85	77
Dale Hawerchuk	1987-88	77
4. Dale Hawerchuk	1983-84	65
5. Phil Housley	1991-92	63
6. Dave Babych	1982-83	61
Thomas Steen	1988-89	61
8. Paul MacLean	1984-85	60
9. Dale Hawerchuk	1985-86	59
10. Dale Hawerchuk	1981-82	58

POINTS

PLAYER	SEASON	NO.
1. Teemu Selanne	1992-93	132
2. Dale Hawerchuk	1984-85	130
3. Dale Hawerchuk	1987-88	121
4. Dale Hawerchuk	1985-86	105
5. Dale Hawerchuk	1981-82	103
6. Dale Hawerchuk	1983-84	102
7. Paul MacLean	1984-85	101
8. Dale Hawerchuk	1986-87	100
9. Keith Tkachuk	1995-96	98
10. Phil Housley	1992-93	97

POWER-PLAY GOALS

PLAYER	SEASON	NO.
1. Teemu Selanne	1992-93	24
2. Keith Tkachuk	1993-94	22
Paul MacLean	1987-88	22
4. Dale Hawerchuk	1987-88	20
Andrew McBain	1987-88	20
Andrew McBain	1988-89	20
Keith Tkachuk	1995-96	20
8. Dale Hawerchuk	1985-86	18
9. Dale Hawerchuk	1984-85	17
Shane Doan	2005-06	17

SHORTHANDED GOALS

PLAYER	SEASON	NO.
1. Dave McLlwain	1989-90	7
2. Nelson Emerson	1993-94	5
Bob Corkum	1997-98	5
4. Trevor Letowski	1999-00	4
Brian Mullen	1983-84	4
Doug Smail	1983-84	4
Dallas Drake	1995-96	4
8. Several players tied with 3		

GAME-WINNING GOALS

PLAYER	SEASON	NO.
1. Jeremy Roenick	1999-00	12
Radim Vrbata	2011-12	12
3. Keith Tkachuk	1997-98	8
4. Lucien Deblois	1982-83	7
Ed Olczyk	1991-92	7
Teemu Selanne	1992-93	7
Keith Tkachuk	1996-97	7
Jeremy Roenick	1996-97	7
Mike Gartner	1996-97	7
Keith Tkachuk	1998-99	7
Jeremy Roenick	2000-01	7
Shane Doan	2005-06	7
Shane Doan	2006-07	7
Oliver Ekman-Larsson	2014-15	7

PENALTY MINUTES

PLAYER	SEASON	NO.
1. Tie Domi	1993-94	347
2. Daniel Carcillo	2007-08	324
3. Jimmy Mann	1979-80	287
4. Shawn Cronin	1991-92	271
5. Gord Donnelly	1990-91	265
6. Mike Hartman	1991-92	264
7. Keith Tkachuk	1993-94	255
8. Tie Domi	1992-93	249
9. Shawn Cronin	1989-90	243
10. Laurie Boschman	1985-86	241

WINS

PLAYER	SEASON	NO.
1. Ilya Bryzgalov	2009-10	42
2. Mike Smith	2011-12	38
3. Ilya Bryzgalov	2010-11	36
4. Sean Burke	2001-02	33
Brian Hayward	1984-85	33
Bob Essensa	1992-93	33
7. Curtis Joseph	2005-06	32
Nikolai Khabibulin	1998-99	32
9. Nikolai Khabibulin	1996-97	30
Nikolai Khabibulin	1997-98	30

SHUTOUTS

PLAYER	SEASON	NO.
1. Nikolai Khabibulin	1998-99	8
Ilya Bryzgalov	2009-10	8
Mike Smith	2011-12	8
4. Nikolai Khabibulin	1996-97	7
Ilya Bryzgalov	2010-11	7
6. Bob Essensa	1991-92	5
Sean Burke	2001-02	5
Brian Boucher	2003-04	5
Mike Smith	2012-13	5
10. Bob Essensa	1990-91	4
Nikolai Khabibulin	1997-98	4
Sean Burke	2000-01	4
Curtis Joseph	2005-06	4
Curtis Joseph	2006-07	4

GOALS AGAINST AVERAGE

(min. 25 games played)

PLAYER	SEASON	NO.
1. Nikolai Khabibulin	1998-99	2.13
2. Mike Smith	2011-12	2.21
3. Sean Burke	2000-01	2.27
4. Sean Burke	2001-02	2.29
Ilya Bryzgalov	2009-10	2.29
Thomas Greiss	2013-14	2.29
7. Ilya Bryzgalov	2007-08	2.43
8. Ilya Bryzgalov	2010-11	2.48
9. Sean Burke	1999-00	2.55
10. Mike Smith	2012-13	2.58
11. Mike Smith	2013-14	2.64

SAVE PERCENTAGE

(min. 25 games played)

PLAYER	SEASON	NO.
1. Mike Smith	2011-12	.930
2. Nikolai Khabibulin	1998-99	.923
3. Sean Burke	2000-01	.922
4. Ilya Bryzgalov	2007-08	.921
Ilya Bryzgalov	2010-11	.921
6. Sean Burke	2001-02	.920
Ilya Bryzgalov	2009-10	.920
Thomas Greiss	2013-14	.920
9. Mike Smith	2013-14	.915
10. Sean Burke	1999-00	.914
11. Bob Essensa	1991-92	.910
Mike Smith	2012-13	.910



GOALS

SEASON	NO.	PLAYER
1979-80	35	Morris Lukowich
1980-81	33	Morris Lukowich
1981-82	45	Dale Hawerchuk
1982-83	40	Dale Hawerchuk
1983-84	37	Dale Hawerchuk
1984-85	53	Dale Hawerchuk
1985-86	46	Dale Hawerchuk
1986-87	47	Dale Hawerchuk
1987-88	44	Dale Hawerchuk
1988-89	41	Dale Hawerchuk
1989-90	32	Pat Elynuik, Paul Fenton
1990-91	31	Pat Elynuik
1991-92	32	Eddie Olczyk
1992-93	76	Teemu Selanne
1993-94	41	Keith Tkachuk
1994-95	30	Alexei Zhamnov
1995-96	50	Keith Tkachuk
1996-97	52	Keith Tkachuk
1997-98	40	Keith Tkachuk
1998-99	36	Keith Tkachuk
1999-00	34	Jeremy Roenick
2000-01	30	Jeremy Roenick
2001-02	32	Daniel Briere
2002-03	23	Mike Johnson
2003-04	27	Shane Doan
2005-06	30	Mike Comrie, Shane Doan
2006-07	27	Shane Doan
2007-08	28	Shane Doan
2008-09	31	Shane Doan
2009-10	28	Lee Stempniak
2010-11	20	Shane Doan
2011-12	35	Radim Vrbata
2012-13	13	Shane Doan, Antoine Vermette
2013-14	24	Antoine Vermette
2014-15	23	Oliver Ekman-Larsson

ASSISTS

SEASON	NO.	PLAYER
1979-80	39	Morris Lukowich
1980-81	43	Dave Christian
1981-82	58	Dale Hawerchuk
1982-83	61	Dave Babych
1983-84	65	Dale Hawerchuk
1984-85	77	Dale Hawerchuk
1985-86	59	Dale Hawerchuk
1986-87	53	Dale Hawerchuk
1987-88	77	Dale Hawerchuk
1988-89	61	Thomas Steen
1989-90	55	Dale Hawerchuk
1990-91	53	Phil Housley
1991-92	63	Phil Housley
1992-93	79	Phil Housley
1993-94	45	Alexei Zhamnov
1994-95	35	Alexei Zhamnov
1995-96	48	Teemu Selanne, Keith Tkachuk
1996-97	45	Oleg Tverdovsky
1997-98	44	Cliff Ronning
1998-99	48	Jeremy Roenick
1999-00	44	Jeremy Roenick
2000-01	46	Jeremy Roenick
2001-02	35	Daymond Langkow, Teppo Numminen
2002-03	40	Mike Johnson
2003-04	41	Shane Doan
2005-06	41	Ladislav Nagy
2006-07	28	Shane Doan
2007-08	50	Shane Doan
2008-09	42	Shane Doan
2009-10	42	Wojtek Wolski
2010-11	48	Keith Yandle
2011-12	53	Ray Whitney
2012-13	21	Oliver Ekman-Larsson
2013-14	45	Keith Yandle
2014-15	37	Keith Yandle

POINTS

SEASON	NO.	PLAYER
1979-80	74	Morris Lukowich
1980-81	71	Dave Christian
1981-82	103	Dale Hawerchuk
1982-83	91	Dale Hawerchuk
1983-84	102	Dale Hawerchuk
1984-85	130	Dale Hawerchuk
1985-86	105	Dale Hawerchuk
1986-87	100	Dale Hawerchuk
1987-88	121	Dale Hawerchuk
1988-89	96	Dale Hawerchuk
1989-90	81	Dale Hawerchuk
1990-91	76	Phil Housley
1991-92	86	Phil Housley
1992-93	132	Teemu Selanne
1993-94	81	Keith Tkachuk
1994-95	65	Alexei Zhamnov
1995-96	98	Keith Tkachuk
1996-97	86	Keith Tkachuk
1997-98	66	Keith Tkachuk
1998-99	72	Jeremy Roenick
1999-00	78	Jeremy Roenick
2000-01	76	Jeremy Roenick
2001-02	62	Daymond Langkow
2002-03	63	Mike Johnson
2003-04	68	Shane Doan
2005-06	66	Shane Doan
2006-07	55	Shane Doan
2007-08	78	Shane Doan
2008-09	73	Shane Doan
2009-10	65	Wojtek Wolski
2010-11	60	Shane Doan
2011-12	77	Ray Whitney
2012-13	30	Keith Yandle
2013-14	53	Keith Yandle
2014-15	43	Oliver Ekman-Larsson

POWER-PLAY GOALS

SEASON	NO.	PLAYER
1979-80	13	Morris Lukowich
1980-81	9	Dave Christian, Morris Lukowich
1981-82	13	Morris Lukowich
1982-83	15	Paul MacLean
1983-84	13	Paul MacLean
1984-85	17	Dale Hawerchuk
1985-86	18	Dale Hawerchuk
1986-87	10	Dale Hawerchuk, Paul MacLean
1987-88	22	Paul MacLean
1988-89	20	Andrew McBain
1989-90	14	Pat Elynuik
1990-91	16	Pat Elynuik
1991-92	13	Fredrik Olausson
1992-93	24	Teemu Selanne
1993-94	22	Keith Tkachuk
1994-95	9	Alexei Zhamnov
1995-96	20	Keith Tkachuk
1996-97	13	Mike Gartner
1997-98	11	Keith Tkachuk
1998-99	11	Keith Tkachuk
1999-00	6	Jeremy Roenick, Travis Green
2000-01	13	Jeremy Roenick
2001-02	12	Daniel Briere
2002-03	8	Mike Johnson, Ladislav Nagy
2003-04	11	Ladislav Nagy
2005-06	17	Shane Doan
2006-07	11	Shane Doan
2007-08	9	Shane Doan
2008-09	10	Shane Doan
2009-10	9	Lee Stempniak
2010-11	11	Shane Doan
2011-12	9	Radim Vrbata
2012-13	5	Keith Yandle
2013-14	10	Radim Vrbata, Shane Doan
2014-15	10	Oliver Ekman-Larsson

**SHORTHANDED GOALS****SEASON NO. PLAYER**

1979-80	2	Jude Drouin
1980-81	3	Doug Smail
1981-82	1	Four players tied
1982-83	3	Lucien Deblois, Doug Smail
1983-84	4	Brian Mullen, Doug Smail
1984-85	3	Dale Hawerchuk, Doug Smail
1985-86	3	Doug Smail, Thomas Steen
1986-87	3	Thomas Steen
1987-88	3	Dale Hawerchuk, Doug Smail
1988-89	3	Dale Hawerchuk
1989-90	7	Dave McLlwain
1990-91	2	Dave McLlwain, Phil Sykes
1991-92	2	Troy Murray, Danton Cole
1992-93	1	Alexei Zhamnov, Teppo Numminen, Luciano Borsato
1993-94	5	Nelson Emerson
1994-95	2	Keith Tkachuk, Teemu Selanne
1995-96	4	Dallas Drake
1996-97	3	Jeremy Roenick
1997-98	5	Bob Corkum
1998-99	2	Keith Tkachuk, Mike Stapleton, Keith Carney
1999-00	4	Trevor Letowski
2000-01	3	Mike Sullivan
2001-02	3	Daymond Langkow
2002-03	2	Daymond Langkow
2003-04	3	Daniel Cleary
2005-06	3	Keith Ballard
2006-07	3	Owen Nolan
2007-08	3	Radim Vrbata
2008-09	2	Martin Hanzal
2009-10	3	Vernon Fiddler
2010-11	2	Lauri Korpikoski
2011-12	3	Lauri Korpikoski
2012-13	1	Radim Vrbata, David Moss
2013-14	3	Antoine Vermette
2014-15	3	Tobias Rieder

GAME-WINNING GOALS**SEASON NO. PLAYER**

1979-80	4	Willy Lindstrom
1980-81	2	Morris Lukowich
1981-82	6	Morris Lukowich
1982-83	7	Lucien Deblois
1983-84	5	Paul MacLean
1984-85	6	Paul MacLean
1985-86	4	Ray Neufeld, Doug Smail
1986-87	6	Paul MacLean
1987-88	5	Andrew McBain, Doug Smail
1988-89	6	Pat Elynuik
1989-90	6	Doug Smail, Greg Paslawski
1990-91	4	Pat Elynuik
1991-92	7	Ed Olczyk
1992-93	7	Teemu Selanne
1993-94	6	Nelson Emerson
1994-95	4	Alexei Zhamnov
1995-96	6	Keith Tkachuk
1996-97	7	Keith Tkachuk, Jeremy Roenick, Mike Gartner
1997-98	8	Keith Tkachuk
1998-99	7	Keith Tkachuk
1999-00	12	Jeremy Roenick
2000-01	7	Jeremy Roenick
2001-02	6	Teppo Numminen
2002-03	6	Ladislav Nagy
2003-04	6	Ladislav Nagy
2005-06	7	Shane Doan
2006-07	7	Shane Doan
2007-08	5	Shane Doan , Niko Kapanen, Radim Vrbata
2008-09	4	Shane Doan , Peter Mueller
2009-10	5	Wojtek Wolski
2010-11	6	Shane Doan , Taylor Pyatt
2011-12	12	Radim Vrbata
2012-13	3	Antoine Vermette , Keith Yandle
2013-14	6	Oliver Ekman-Larsson
2014-15	7	Oliver Ekman-Larsson

PENALTY MINUTES**SEASON NO. PLAYER**

1979-80	287	Jimmy Mann
1980-81	105	Jimmy Mann
1981-82	110	Bryan Maxwell
1982-83	131	Bryan Maxwell
1983-84	234	Laurie Boschman
1984-85	180	Laurie Boschman
1985-86	241	Laurie Boschman
1986-87	162	Jim Kyte
1987-88	229	Laurie Boschman
1988-89	228	Gord Donnelly
1989-90	243	Shawn Cronin
1990-91	265	Gord Donnelly
1991-92	271	Shawn Cronin
1992-93	249	Tie Domi
1993-94	347	Tie Domi
1994-95	152	Keith Tkachuk
1995-96	205	Dave Manson
1996-97	228	Keith Tkachuk
1997-98	157	Rick Tocchet
1998-99	190	Jim Cummins
1999-00	102	Jeremy Roenick
2000-01	114	Jeremy Roenick
2001-02	152	Todd Simpson
2002-03	135	Andrei Nazarov, Todd Simpson
2003-04	125	Andrei Nazarov
2005-06	123	Shane Doan
2006-07	188	Josh Gratton
2007-08	324	Daniel Carcillo
2008-09	108	Brandon Prust
2009-10	117	Paul Bissonnette
2010-11	71	Paul Bissonnette
2011-12	83	Raffi Torres
2012-13	54	Keith Yandle
2013-14	73	Martin Hanzal
2014-15	82	Kyle Chipchura



GAMES PLAYED

1. Shane Doan	1,394
2. Teppo Numminen	1,098
3. Thomas Steen	950
4. Dale Hawerchuk	713
5. Doug Smail	691
6. Keith Tkachuk	640
7. Randy Carlyle	564
8. Derek Morris	544
9. Ron Wilson	536
10. Paul MacLean	527

GOALS

1. Dale Hawerchuk	379
2. Shane Doan	368
3. Keith Tkachuk	323
4. Thomas Steen	264
5. Paul MacLean	248
6. Doug Smail	189
7. Morris Lukowich	168
8. Jeremy Roenick	152
Laurie Boschman	152
10. Teemu Selanne	147

ASSISTS

1. Thomas Steen	553
2. Dale Hawerchuk	550
3. Shane Doan	530
4. Teppo Numminen	426
5. Keith Tkachuk	300
6. Paul MacLean	270
7. Fredrik Olausson	249
8. Dave Babych	248
9. Jeremy Roenick	227
Laurie Boschman	227

POINTS

1. Dale Hawerchuk	929
2. Shane Doan	898
3. Thomas Steen	817
4. Keith Tkachuk	623
5. Teppo Numminen	534
6. Paul MacLean	518
7. Doug Smail	397
8. Jeremy Roenick	379
Laurie Boschman	379
10. Morris Lukowich	345

PENALTY MINUTES

1. Keith Tkachuk	1508
2. Laurie Boschman	1338
3. Shane Doan	1207
4. Jim Kyte	772
5. Kris King	762
6. Tim Watters	760
7. Thomas Steen	753
8. Randy Carlyle	736
9. Gord Donnelly	726
Paul MacLean	726

POWER-PLAY GOALS

1. Dale Hawerchuk	122
2. Keith Tkachuk	114
3. Shane Doan	113
4. Paul MacLean	87
5. Thomas Steen	74
6. Teemu Selanne	49
7. Morris Lukowich	46
8. Radim Vrbata	45
Ed Olczyk	45
10. Pat Elynuik	44

SHORTHANDED GOALS

1. Doug Smail	25
2. Thomas Steen	13
3. Dale Hawerchuk	12
Keith Tkachuk	12
5. Dave McLlwain	9
6. Dallas Drake	8
7. Jeremy Roenick	7
Laurie Boschman	7
9. Shane Doan	6
Bob Corkum	6
Ron Wilson	6
Mike Sullivan	6
Nelson Emerson	6

GAME-WINNING GOALS

1. Shane Doan	65
2. Keith Tkachuk	40
3. Jeremy Roenick	33
4. Doug Smail	31
5. Dale Hawerchuk	29
Thomas Steen	29
7. Radim Vrbata	26
8. Paul MacLean	24
9. Ladislav Nagy	21
10. Teppo Numminen	19

HAT TRICKS

1. Dale Hawerchuk	12
2. Keith Tkachuk	9
3. Teemu Selanne	8
4. Paul MacLean	7
5. Alexei Zhamnov	5
6. Jeremy Roenick	4
Thomas Steen	4
8. Ray Neufeld	3
Radim Vrbata	3



GOALS

1. Teppo Numminen	108
2. Dave Ellett	95
3. Fredrik Olausson	86
4. Randy Carlyle	80
5. Dave Babych	73
6. Keith Yandle	65
7. Phil Housley	64
8. Oliver Ekman-Larsson	55
9. Ed Jovanovski	47
10. Paul Mara	38
Derek Morris	38

ASSISTS

1. Teppo Numminen	426
2. Fredrik Olausson	249
3. Dave Babych	248
4. Keith Yandle	246
5. Randy Carlyle	226
6. Dave Ellett	204
7. Phil Housley	195
8. Moe Mantha	125
9. Ed Jovanovski	117
10. Mario Marois	116

POINTS

1. Teppo Numminen	534
2. Fredrik Olausson	335
3. Dave Babych	321
4. Keith Yandle	311
5. Randy Carlyle	306
6. Dave Ellett	299
7. Phil Housley	259
8. Ed Jovanovski	164
9. Moe Mantha	156
10. Oliver Ekman-Larsson	154

ALL-TIME CAREER GOALTENDING LEADERS

GAMES PLAYED

1. Bob Essensa	311
2. Nikolai Khabibulin	284
3. Ilya Bryzgalov	257
4. Mike Smith	225
5. Sean Burke	211

MINUTES PLAYED

1. Bob Essensa	17,244
2. Nikolai Khabibulin	16,026
3. Ilya Bryzgalov	15,071
4. Mike Smith	13,024
5. Sean Burke	12,348

WINS

1. Ilya Bryzgalov	130
2. Bob Essensa	129
3. Nikolai Khabibulin	126
4. Sean Burke	97
5. Mike Smith	94

SHUTOUTS

1. Ilya Bryzgalov	21
Nikolai Khabibulin	21
3. Mike Smith	16
4. Bob Essensa	15
Sean Burke	15
6. Curtis Joseph	8

GOALS AGAINST AVERAGE

(min. 25 games)	
1. Thomas Greiss	2.29
2. Sean Burke	2.39
3. Jimmy Waite	2.45
4. Ilya Bryzgalov	2.54
5. Jason LaBarbera	2.64
Mike Smith	2.64
6. Nikolai Khabibulin	2.75

SAVE PERCENTAGE

(min. 25 games)	
1. Thomas Greiss	.920%
2. Sean Burke	.919%
3. Jason LaBarbera	.918%
4. Ilya Bryzgalov	.917%
5. Mike Smith	.916%
5. Nikolai Khabibulin	.908%



#	PLAYER	GP	G	A	PTS	PIM	#	PLAYER	GP	G	A	PTS	PIM
1	Dale Hawerchuk	713	379	550	929	478	69	Deron Quint	271	27	56	83	104
2	Shane Doan	1,394	368	530	898	1,207	70	Peter Sullivan	126	28	54	82	40
3	Thomas Steen	950	264	553	817	753	71	Paul Fenton	156	50	31	81	91
4	Keith Tkachuk	640	323	300	623	1508	72	Claude Lemieux	164	32	49	81	158
5	Teppo Numminen	1098	108	426	534	405	73	Dave McLlwain	143	40	38	78	108
6	Paul MacLean	528	248	270	518	726	74	Matthew Lombardi	118	28	49	77	54
7	Doug Smail	691	189	208	397	466	75	Travis Green	147	38	36	74	108
8	Jeremy Roenick	454	152	227	379	596	76	Paul MacDermid	172	32	42	74	379
9	Laurie Boschman	526	152	227	379	1338	77	Fredrik Sjostrom	261	32	41	73	126
10	Morris Lukowich	431	168	177	345	438	78	Taylor Pyatt	223	39	34	73	89
11	Fredrik Olausson	496	86	249	335	196	79	Trevor Letowski	206	30	43	73	58
12	David Babych	390	73	248	321	392	80	Dave Manson	205	14	59	73	559
13	Keith Yandle	558	65	246	311	372	81	Scottie Upshall	129	42	30	72	118
14	Teemu Selanne	231	147	159	306	87	82	Landon Wilson	183	32	36	68	180
15	Randy Carlyle	564	80	226	306	736	83	Kris King	341	28	40	68	762
16	Dave Ellett	475	95	204	299	504	84	Gilles Hamel	142	35	32	67	59
17	Brian Mullen	372	124	172	296	132	85	Mike Stapleton	253	28	39	67	143
18	Radim Vrbata	428	137	151	288	118	86	Greg Paslawski	114	27	40	67	24
19	Alexei Zhamnov	235	103	164	267	205	87	Mike Eagles	293	21	46	67	464
20	Phil Housley	232	64	195	259	168	88	Doug Evans	127	24	42	66	209
21	Ladislav Nagy	321	92	157	249	312	89	Kyle Chipchura	249	17	47	64	219
22	Martin Hanzal	493	88	158	246	417	90	Robert Picard	160	20	43	63	158
23	Pat Elynuik	289	115	129	244	462	91	Radoslaw Suchy	372	12	51	63	74
24	Andrew McBain	408	101	129	230	421	92	Keith Carney	266	9	54	63	253
25	Darrin Shannon	451	77	149	226	328	93	Bob Corkum	233	30	30	60	85
26	Dallas Drake	382	82	143	225	328	94	Adrian Aucoin	221	13	46	59	150
27	Dave Christian	230	79	130	209	73	95	Oleg Saprykin	126	25	34	59	104
28	Ron Wilson	536	75	134	209	236	96	Evgeny Davydov	91	32	24	56	74
29	Eddie Olczyk	214	95	106	201	235	97	Branko Radivojevic	150	25	31	56	103
30	Daymond Langkow	316	79	117	196	146	98	Danny Markov	136	10	46	56	103
31	Scott Arniel	406	80	112	192	336	99	Lee Stempniak	100	33	23	56	27
32	Willy Lindstrom	288	98	91	189	106	100	Don Spring	259	1	54	55	80
33	Lucien Deblois	235	87	102	189	208	101	Brad May	154	24	30	54	234
34	Mikkel Boedker	383	67	107	174	76	102	Troy Murray	103	20	34	54	103
35	Ed Jovanovski	332	47	117	164	336	103	David Moss	184	17	37	54	63
36	Brent Ashton	222	66	95	161	135	104	Brian Savage	134	24	29	53	66
37	Mike Johnson	242	47	112	159	139	105	Michal Handzus	89	19	34	53	55
38	Moe Mantha	318	31	125	156	203	106	Vernon Fiddler	147	14	38	52	92
39	Oliver Ekman-Larsson	340	55	99	154	172	107	Daniel Winnik	202	18	34	52	100
40	Derek Morris	544	38	114	152	462	108	Peter Marsh	81	24	27	51	68
41	Daniel Briere	258	70	76	146	146	109	Michael Stone	204	17	34	51	116
42	Lauri Korpikoski	401	62	83	145	98	110	Norm Maciver	112	11	40	51	88
43	Steven Reinprecht	231	51	92	143	82	111	David Schlemko	207	9	41	50	76
44	Bengt Lundholm	275	48	95	143	72	112	Stephane Quintal	124	14	35	49	197
45	Paul Mara	323	38	104	142	268	113	Stu Barnes	102	25	23	48	44
46	Ray Whitney	157	41	93	134	52	114	Igor Ulanov	176	5	43	48	385
47	Zbynek Michalek	539	30	103	133	238	115	Mike Ribeiro	80	16	31	47	52
48	Mario Marois	255	17	116	133	178	116	Peter Taglianetti	207	10	37	47	604
49	Rick Tocchet	213	64	66	130	371	117	Geoff Sanderson	75	25	21	46	58
50	Ray Neufeld	249	61	66	127	388	118	Tim Trimper	140	23	23	46	138
51	Craig Janney	158	32	94	126	38	119	Danny Geoffrion	79	20	26	46	82
52	Tim Watters	438	21	101	122	760	120	Mika Alatalo	152	17	29	46	58
53	Norm Dupont	181	47	67	114	38	121	Kyle Turris	137	19	27	46	43
54	Cliff Ronning	156	32	81	113	64	122	Craig Norwich	70	10	35	45	36
55	Antoine Vermette	215	53	58	111	130	123	Ossi Vaananen	291	10	35	45	333
56	Nelson Emerson	131	47	64	111	106	124	Phil Sykes	170	25	18	43	157
57	Peter Mueller	207	39	68	107	64	125	Olli Jokinen	57	21	21	42	49
58	Oleg Tverdovsky	241	24	83	107	80	126	Daniel Carcillo	129	20	21	41	572
59	Perry Turnbull	172	43	57	100	357	127	Mike Eastwood	126	18	23	41	28
60	Mike Comrie	132	45	50	95	91	128	Sam Gagner	81	15	26	41	28
61	Jyrki Lumme	192	19	74	93	122	129	Danton Cole	98	21	19	40	92
62	Igor Korolev	159	33	58	91	80	130	Owen Nolan	76	16	24	40	56
63	Mike Gartner	142	44	46	90	62	131	Tie Domi	173	15	25	40	724
64	Luciano Borsato	203	35	55	90	113	132	Eric Belanger	82	13	27	40	36
65	Greg Adams	144	38	51	89	40	133	Raffi Torres	107	20	18	38	96
66	Iain Duncan	127	34	55	89	149	134	Jim Nill	141	17	21	38	209
67	Juha Ylonen	261	22	65	87	80	135	Niko Kapanen	98	12	25	37	42
68	Keith Ballard	233	19	68	87	243	136	Boyd Gordon	123	12	25	37	18



#	PLAYER	GP	G	A	PTS	PIM
137	Hannu Jarvenpaa	114	11	26	37	83
138	Martin Erat	96	11	26	37	54
139	Tony Amonte	59	13	23	36	26
140	Jim Kyte	399	11	25	36	772
141	Mark Kumpel	141	19	16	35	50
142	Randy Gilhen	185	18	17	35	151
143	Krystofer Kolanos	109	17	18	35	74
144	Rob Klinkhammer	113	19	15	34	33
145	Tim Young	44	15	19	34	25
146	Lars-Erik Sjoberg	79	7	27	34	48
147	Wojtek Wolski	54	12	22	34	16
148	Yanic Perreault	49	19	14	33	30
149	Mike Sullivan	256	13	20	33	66
150	Joe Juneau	69	10	23	33	28
151	Bryan Maxwell	102	8	25	33	268
152	Petr Prucha	109	15	18	33	33
153	Kris Manery	63	19	13	32	30
154	Darren Turcotte	59	16	16	32	26
155	Mark Osborne	80	12	20	32	124
156	Wade Campbell	185	9	23	32	245
157	Dave Scatchard	93	14	17	31	156
158	Jan Hrdina	59	11	19	30	38
159	Chris Gratton	82	11	19	30	114
160	Sergei Bautin	130	5	25	30	174
161	Larry Hopkins	60	13	16	29	26
162	Gord Donnelly	173	12	17	29	726
163	Robert Lang	64	9	20	29	28
164	Boris Mironov	65	7	22	29	96
165	Bryan Erickson	73	6	23	29	20
166	Brad Berry	163	4	25	29	196
167	Enver Lisin	78	18	10	28	46
168	Jeff Taffe	98	15	13	28	26
169	Paul Ysebaert	60	9	18	27	18
170	Darryl Shannon	108	7	20	27	138
171	Serge Savard	123	6	21	27	55
172	Mike Zigomanis	108	16	10	26	52
173	Joel Perrault	78	12	14	26	68
174	Rostislav Klesla	144	7	19	26	112
175	Brad Isbister	98	13	12	25	148
176	Rick Bowness	45	8	17	25	45
177	Barry Long	70	6	19	25	46
178	Scott Campbell	77	4	21	25	191
179	Todd Simpson	146	4	21	25	299
180	Russ Romaniuk	85	10	14	24	46
181	Jude Drouin	85	8	16	24	54
182	Dean Kennedy	172	5	19	24	269
183	Gerald Diduck	133	9	14	23	213
184	Doug Lecuyer	45	6	17	23	66
185	Nick Boynton	138	5	18	23	263
186	Craig Levie	62	8	14	22	80
187	Boyd Devereaux	78	8	14	22	44
188	Georges Laraque	56	5	17	22	52
189	Sami Lepisto	117	5	17	22	97
190	Tobias Rieder	72	13	8	21	14
191	Jim McKenzie	202	12	9	21	548
192	John Markell	52	11	10	21	36
193	Mike Leclerc	35	9	12	21	29
194	Jimmy Mann	202	9	12	21	598
195	Paul Bissonnette	187	7	14	21	318
196	Mike Lalor	128	6	15	21	140
197	Joakim Lindstrom	44	9	11	20	28
198	Mathias Tjarnqvist	104	9	11	20	36
199	John Druce	50	6	14	20	37
200	Cale Hulse	82	3	17	20	123
201	Michal Rozsival	87	4	15	19	54
202	Lyle Moffat	74	10	9	19	38
203	Brad Jones	47	9	10	19	6
204	Travis Roche	50	6	13	19	22

#	PLAYER	GP	G	A	PTS	PIM
205	Ramzi Abid	30	10	8	18	30
206	Steve Rooney	86	9	9	18	274
207	Jamie Lundmark	38	5	13	18	36
208	Mike Ricci	85	10	7	17	73
209	Bill Thomas	40	9	8	17	10
210	Jayson More	64	6	11	17	90
211	Daniel Cleary	68	6	11	17	42
212	Al Cameron	92	4	13	17	93
213	John Slaney	55	3	14	17	24
214	Mark Arcobello	27	9	7	16	6
215	Viktor Tikhonov	61	8	8	16	20
216	Sergei Berezin	41	7	9	16	4
217	Anders Steen	42	5	11	16	22
218	David Tanabe	66	5	11	16	30
219	Murray Eaves	49	4	12	16	7
220	Jeff Finley	130	4	12	16	121
221	John Leblanc	38	12	3	15	10
222	Andrei Nazarov	122	10	5	15	311
223	Lorne Stamler	62	8	7	15	12
224	Connor Murphy	103	5	10	15	52
225	Stan Neckar	130	4	11	15	109
226	Mike Sillinger	60	8	6	14	54
227	Mike York	63	6	8	14	4
228	Gilbert Brule	36	5	9	14	13
229	Tyson Nash	119	3	11	14	194
230	J.J. Daigneault	88	1	13	14	54
231	Shawn Cronin	193	1	13	14	703
232	Robert Reichel	13	7	6	13	4
233	Chad Kilger	63	6	7	13	29
234	Todd Fedoruk	72	6	7	13	72
235	Jim Johnson	71	5	8	13	92
236	Benoit Hogue	27	3	10	13	10
237	Dennis Seidenberg	66	2	11	13	30
238	Barry Melrose	92	5	7	12	164
239	Jeff Halpern	69	5	7	12	24
240	Steve Sullivan	33	5	7	12	20
241	Jim Vandermeer	62	4	8	12	60
242	Kelly Buchberger	79	3	9	12	109
243	Ross Cory	51	2	10	12	41
244	Bob Essensa	311	0	12	12	18
245	Randy Cunneynworth	28	5	6	11	34
246	Oleg Kvasha	15	4	7	11	6
247	Craig Weller	59	3	8	11	80
248	Petr Nedved	25	2	9	11	34
249	Wayne McBean	31	2	9	11	24
250	Denis Gauthier	45	2	9	11	61
251	Ken Klee	68	1	10	11	24
252	Matt Jones	106	1	10	11	63
253	Bill Derlago	27	5	5	10	6
254	Rick Dudley	30	5	5	10	28
255	Kevin Porter	38	5	5	10	4
256	Bobby Hull	18	4	6	10	0
257	Patrick Fischer	27	4	6	10	24
258	Wyatt Smith	54	3	7	10	13
259	Neil Wilkinson	61	2	8	10	108
260	Aaron Broten	25	4	5	9	14
261	Brandon McMillan	72	3	6	9	20
262	Joe Vitale	70	3	6	9	36
263	Jerry Butler	42	3	6	9	14
264	David Hale	48	3	6	9	36
265	Chris Summers	64	2	7	9	47
266	Barry Legge	76	1	8	9	126
267	Jordy Douglas	24	4	4	8	8
268	Brent Hughes	39	4	4	8	115
269	Mike Hartman	75	4	4	8	264
270	Drake Berehowsky	39	2	6	8	69
271	Tim Kennedy	37	2	6	8	4
272	Lyle Odelein	16	1	7	8	19



#	PLAYER	GP	G	A	PTS	PIM
273	Kevyn Adams	33	1	7	8	8
274	Sean O'Donnell	57	1	7	8	121
275	Jim Cummins	75	1	7	8	237
276	Brian Hayward	165	0	8	8	37
277	Jocelyn Lemieux	32	4	3	7	27
278	Louie DeBrusk	115	4	3	7	191
279	Paul Ranheim	40	3	4	7	10
280	Rob Murray	49	2	5	7	34
281	Todd Gill	41	1	6	7	30
282	Kurt Sauer	69	1	6	7	36
283	Mike Smith	225	1	6	7	40
284	Michel Petit	32	4	2	6	77
285	Nick Johnson	17	4	2	6	0
286	B.J. Crombeen	58	3	3	6	79
287	Mikael Renberg	10	2	4	6	2
288	Dave Silk	32	2	4	6	63
289	Bryan Marchment	37	2	4	6	121
290	Mark Plantery	25	1	5	6	14
291	Don Barber	27	1	5	6	18
292	Hilliard Graves	35	1	5	6	15
293	Brad McCrimmon	37	1	5	6	18
294	Murray Baron	53	1	5	6	110
295	Ed Staniowski	62	0	6	6	4
296	Brad Ference	78	0	6	6	131
297	Doug Soetaert	130	0	6	6	38
298	Nikolai Khabibulin	284	0	6	6	62
299	Bill Riley	14	3	2	5	7
300	Michal Grosek	28	3	2	5	21
301	Lucas Lessio	29	2	3	5	10
302	Cal O'Reilly	22	2	3	5	2
303	Sergei Kharin	7	2	3	5	2
304	Petri Skriko	15	2	3	5	4
305	Tom Bladon	9	0	5	5	13
306	Jamie Rivers	18	0	5	5	26
307	Bobby Dallas	56	0	5	5	66
308	Andrew Ebbett	33	2	3	5	4
309	John Moore	19	1	4	5	11
310	David Rundblad	26	0	5	5	6
311	Jordan Szwarz	35	4	0	4	21
312	Dave Hunter	34	3	1	4	61
313	Brandon Gormley	32	2	2	4	12
314	Yanick Lehoux	10	2	2	4	6
315	Steven Goertzen	16	2	2	4	24
316	Patrick O'Sullivan	23	2	2	4	2
317	Gord McTavish	10	1	3	4	2
318	Dmitri Kalinin	15	1	3	4	6
319	Affie Turcotte	17	1	3	4	2
320	Craig Cunningham	19	1	3	4	2
321	Craig Muni	25	1	3	4	37
322	Jason Doig	28	1	3	4	50
323	Dave Tomlinson	31	1	3	4	24
324	Mathieu Schneider	8	0	4	4	4
325	Marc-Antoine Pouliot	13	0	4	4	2
326	Richard Mulhern	19	0	4	4	14
327	Alain Chevrier	22	0	4	4	2
328	Sean Burke	211	0	4	4	52
329	Kris Draper	20	3	0	3	9
330	Dave Hoyda	24	2	1	3	42
331	Tavis Hansen	34	2	1	3	16
332	Josh Gratton	64	2	1	3	223
333	Mark Janssens	7	1	2	3	4
334	Petteri Nokelainen	22	1	2	3	6
335	Joel Bouchard	32	1	2	3	22
336	Greg Brown	9	0	3	3	17
337	Anders Eriksson	12	0	3	3	2
338	Paul Pooley	15	0	3	3	0
339	Todd Warriner	18	0	3	3	8
340	Mikhail Shtalenkov	19	0	3	3	2

#	PLAYER	GP	G	A	PTS	PIM
341	Klas Dahlbeck	19	0	3	3	6
342	Anssi Melametsa	27	0	3	3	2
343	Oleg Mikulchik	29	0	3	3	29
344	Robert Esche	58	0	3	3	22
345	Pierre Hamel	64	0	3	3	14
346	Daniel Berthiaume	120	0	3	3	20
347	Ilya Bryzgalov	257	0	3	3	12
348	Brett MacLean	13	2	1	3	2
349	Craig Duncanson	7	2	0	2	16
350	Ivan Novoseltsev	17	2	0	2	6
351	Stu Kulak	18	2	0	2	24
352	Tom Martin	24	2	0	2	91
353	Don MacLean	9	1	1	2	0
354	Chris Conner	12	1	1	2	2
355	Iain Fraser	12	1	1	2	4
356	Erik Westrum	15	1	1	2	20
357	Tye McGinn	18	1	1	2	10
358	Denis Pederson	19	1	1	2	20
359	Stephen Leach	22	1	1	2	37
360	Chris Joseph	33	1	1	2	16
361	Anatoli Fedotov	1	0	2	2	0
362	Craig Mills	4	0	2	2	0
363	Todd Reirden	7	0	2	2	4
364	Shaun Heshka	8	0	2	2	4
365	Markku Kyllonen	9	0	2	2	2
366	Brian McReynolds	9	0	2	2	4
367	Nigel Dawes	12	0	2	2	0
368	Jyrki Seppa	13	0	2	2	6
369	Andy Brickley	14	0	2	2	2
370	Joel Baillargeon	15	0	2	2	27
371	Andy Miele	15	0	2	2	11
372	Brendan Bell	16	0	2	2	8
373	John Bethel	17	0	2	2	4
374	Arto Blomsten	19	0	2	2	8
375	Dallas Eakins	20	0	2	2	48
376	Peter Douris	21	0	2	2	0
377	Markus Mattsson	52	0	2	2	0
378	Rick Tabaracci	61	0	2	2	22
379	Mikael Tellqvist	67	0	2	2	2
380	Tony Joseph	2	1	0	1	0
381	Ryan Stewart	3	1	0	1	0
382	Mark Osiecki	4	1	0	1	2
383	Justin Hodgman	5	1	0	1	2
384	Sandy Beadle	6	1	0	1	2
385	David Oliver	9	1	0	1	2
386	Moe Lemay	10	1	0	1	14
387	Pat Daley	12	1	0	1	13
388	Craig Endean	2	0	1	1	0
389	Mike Lauen	3	0	1	1	0
390	Matt Murley	3	0	1	1	0
391	Mark Holden	4	0	1	1	0
392	Brett Hull	5	0	1	1	0
393	Todd Fliche	6	0	1	1	4
394	Bob Guindon	6	0	1	1	0
395	Sean Gagnon	7	0	1	1	21
396	Alan Kerr	7	0	1	1	2
397	Michael Rupp	7	0	1	1	6
398	Jordan Martinook	8	0	1	1	0
399	Jeff Hoggan	8	0	1	1	9
400	Jason Jaspers	9	0	1	1	6
401	Dan McFall	9	0	1	1	0
402	Guy Larose	10	0	1	1	14
403	Jamie Huscroft	11	0	1	1	27
404	Scott Levins	11	0	1	1	23
405	Brandon Prust	11	0	1	1	29
406	Brendan Shinnimin	12	0	1	1	8
407	Darcy Wakaluk	16	0	1	1	4
408	Nolan Yonkman	16	0	1	1	39



#	PLAYER	GP	G	A	PTS	PIM
409	Steve Gainey	20	0	1	1	20
410	Craig Martin	20	0	1	1	19
411	Scott Pellerin	23	0	1	1	8
412	Bryan Helmer	28	0	1	1	33
413	Stewart Malgunas	29	0	1	1	32
414	Dan Bouchard	32	0	1	1	48
415	Andrew Campbell	33	0	1	1	10
416	Brent Thompson	40	0	1	1	106
417	Bill Lesuk	49	0	1	1	43
418	Matthew Spiller	59	0	1	1	67
419	Stephane Beauregard	74	0	1	1	6
420	Tim Cheveldae	74	0	1	1	4
421	Brian Boucher	96	0	1	1	4
422	Curtis Joseph	115	0	1	1	28
423	Eldon Reddick	117	0	1	1	20
424	David Aebischer	1	0	0	0	0
425	Darren Boyko	1	0	0	0	0
426	Dave Chartier	1	0	0	0	0
427	Jeff Christian	1	0	0	0	0
428	Parris Duffus	1	0	0	0	0
429	J.F. Jomphe	1	0	0	0	2
430	Yan Kaminsky	1	0	0	0	0
431	Ron Loustel	1	0	0	0	0
432	Curtis McElhinney	1	0	0	0	0
433	Alexander Nikulin	1	0	0	0	0
434	Jason Simon	1	0	0	0	0
435	Glenn Tomalty	1	0	0	0	0
436	Andrei Vasilyev	1	0	0	0	0
437	Mark Visheau	1	0	0	0	0
438	Brad Ralph	1	0	0	0	0
439	Kirill Safronov	1	0	0	0	0
440	Pascal Rheaume	1	0	0	0	0
441	Matt Watkins	1	0	0	0	0
442	Mark Visentin	1	0	0	0	0
443	Dylan Reese	1	0	0	0	0
444	Mike McKenna	1	0	0	0	0
445	Pavel Brendl	2	0	0	0	0
446	Ryan Caldwell	2	0	0	0	2
447	Kevin Dahl	2	0	0	0	0
448	Joe Dziedzic	2	0	0	0	0
449	Matt Hervey	2	0	0	0	4
450	Pat Jablonski	2	0	0	0	0
451	Bob Joyce	2	0	0	0	0
452	Josh Tordjman	2	0	0	0	0
453	Garrett Stafford	2	0	0	0	0
454	Pete Vandermeer	2	0	0	0	0
455	Bill Whelton	2	0	0	0	0
456	Brandon Yip	2	0	0	0	0
457	Tyler Gaudet	2	0	0	0	0
458	Jason Cirone	3	0	0	0	2
459	Steve Fletcher	3	0	0	0	5
460	Jim Hrivnak	3	0	0	0	0
461	Kevin Sawyer	3	0	0	0	12
462	Goran Bezina	3	0	0	0	2
463	Ryan Hollweg	3	0	0	0	0
464	Henrik Samuelsson	3	0	0	0	2
465	Jean-Guy Trudel	4	0	0	0	2
466	Craig Fisher	4	0	0	0	2
467	Ravil Gusmanov	4	0	0	0	0
468	Simon Wheeldon	4	0	0	0	4
469	Michael Morrison	4	0	0	0	0
470	Chad Johnson	4	0	0	0	0
471	Philip Samuelsson	4	0	0	0	0
472	Guy Gosselin	5	0	0	0	6
473	Scott Langkow	5	0	0	0	0
474	Brian McGrattan	5	0	0	0	22
475	Al Montoya	5	0	0	0	0
476	Kent Paynter	5	0	0	0	4

#	PLAYER	GP	G	A	PTS	PIM
477	Rudy Poeschek	5	0	0	0	22
478	Frank Banham	5	0	0	0	2
479	Philippe Sauve	5	0	0	0	0
480	Jean-Marc Pelletier	6	0	0	0	0
481	Don MacIver	6	0	0	0	2
482	Kevin McClelland	6	0	0	0	19
483	Sebastien Bordeleau	6	0	0	0	2
484	Mike Hudson	7	0	0	0	0
485	Brian Noonan	7	0	0	0	0
486	Dominic Roussel	7	0	0	0	2
487	Tyler Bouck	7	0	0	0	4
488	Louis Domingue	7	0	0	0	0
489	Martin Grenier	8	0	0	0	5
490	Mike Veisor	8	0	0	0	0
491	Harijs Vitolinsh	8	0	0	0	4
492	Brent Johnson	8	0	0	0	0
493	Tim Jackman	8	0	0	0	21
494	Alex Auld	9	0	0	0	0
495	Patrick DesRochers	9	0	0	0	2
496	Paul Boutilier	9	0	0	0	10
497	Tom Draper	9	0	0	0	0
498	Gerry Rioux	9	0	0	0	6
499	Brad Tiley	9	0	0	0	0
500	Mike Stutzel	9	0	0	0	0
501	Garth Murray	10	0	0	0	12
502	John Gibson	11	0	0	0	14
503	Chris Brown	11	0	0	0	19
504	Wayne Dillon	13	0	0	0	2
505	Gord Smith	13	0	0	0	8
506	Michel Dion	14	0	0	0	2
507	Marcel Hossa	14	0	0	0	4
508	Denis Chasse	15	0	0	0	12
509	Steve Penney	15	0	0	0	7
510	David Cullen	16	0	0	0	6
511	Ed Ronan	17	0	0	0	16
512	Dan Focht	18	0	0	0	21
513	Dwight Schofield	18	0	0	0	33
514	Alexandre Bolduc	19	0	0	0	6
515	Mike Amodeo	19	0	0	0	2
516	Devan Dubnyk	19	0	0	0	0
517	Zac Bierk	20	0	0	0	4
518	Mike O'Neill	20	0	0	0	0
519	Gary Smith	20	0	0	0	25
520	David LeNeveu	21	0	0	0	0
521	Lindsay Middlebrook	24	0	0	0	0
522	Thomas Greiss	25	0	0	0	0
523	Darcy Hordichuk	26	0	0	0	96
524	Jimmy Waite	33	0	0	0	4
525	Marc Behrend	39	0	0	0	0
506	Jason LaBarbera	58	0	0	0	4



NAME	POS	TEAM	REGULAR SEASON					PLAYOFFS					FROM	TO
			GP	G	A	PTS	PIM	GP	G	A	PTS	PIM		
ABID, Ramzi	LW	PHX	30	10	8	18	30	-	-	-	-	-	2002-03	2002-03
ADAMS, Greg	LW	PHX	144	38	51	89	40	8	1	0	1	0	1998-99	1999-00
ADAMS, Kevyn	C	PHX	33	1	7	8	8	-	-	-	-	-	2006-07	2006-07
AEBISCHER, David	G	PHX	1	0	0	0	0	-	-	-	-	-	2007-08	2007-08
ALATALO, Mika	LW	PHX	152	17	29	46	58	5	0	0	0	2	1999-00	2000-01
AMODEO, Mike	D	WPG	19	0	0	0	2	-	-	-	-	-	1979-80	1979-80
AMONTE, Tony	RW	PHX	59	13	23	36	26	-	-	-	-	-	2002-03	2002-03
ARCOBELLO, Mark	C	ARI	27	9	7	16	6	-	-	-	-	-	2014-15	2014-15
ARNIEL, Scott	C	WPG	406	80	112	192	336	18	1	2	3	26	1981-82	1985-86
													1990-91	1990-91
ASHTON, Brent	LW	WPG	222	66	95	161	135	7	3	1	4	2	1988-89	1991-92
AUCOIN, Adrian	D	PHX	221	13	46	59	150	22	0	4	4	22	2009-10	2011-12
AULD, Alex	G	PHX	9	0	0	0	0	-	-	-	-	-	2007-08	2007-08
BABYCH, David	D	WPG	390	73	248	321	392	18	4	10	14	35	1980-81	1985-86
BAILLARGEON, Joel	LW	WPG	15	0	2	2	27	-	-	-	-	-	1986-87	1987-88
BALLARD, Keith	D	PHX	233	19	68	87	243	-	-	-	-	-	2005-06	2007-08
BANHAM, Frank	RW	PHX	5	0	0	0	2	-	-	-	-	-	2002-03	2002-03
BARBER, Don	LW	WPG	27	1	5	6	18	-	-	-	-	-	1990-91	1991-92
BARNES, Stu	C	WPG	102	25	23	48	44	6	1	3	4	2	1991-92	1993-94
BARON, Murray	D	PHX	53	1	5	6	110	7	0	2	2	6	1996-97	1997-98
BAUTIN, Sergei	D	WPG	130	5	25	30	174	-	-	-	-	-	1992-93	1993-94
BEADLE, Sandy	LW	WPG	6	1	0	1	2	-	-	-	-	-	1980-81	1980-81
BEAUREGARD, Stephane	G	WPG	74	0	1	1	6	40	0	0	0	0	1989-90	1991-92
													1993-94	1993-94
BEHREND, Marc	G	WPG	39	0	0	0	0	7	0	0	0	0	1983-84	1985-86
BELANGER, Eric	C	PHX	82	13	27	40	36	4	0	0	0	2	2010-11	2010-11
BELL, Brendan	D	PHX	16	0	2	2	8	-	-	-	-	-	2006-07	2007-08
BEREHOWSKY, Drake	D	PHX	39	2	6	8	69	5	0	1	1	4	2001-02	2002-03
BEREZIN, Sergei	LW	PHX	41	7	9	16	4	-	-	-	-	-	2001-02	2001-02
BERRY, Brad	D	WPG	163	4	25	29	196	11	0	1	1	14	1985-86	1989-90
BERTHIAUME, Daniel	G	WPG	120	0	3	3	20	14	0	0	0	0	1986-87	1989-90
BETHEL, John	LW	WPG	17	0	2	2	4	-	-	-	-	-	1979-80	1979-80
BEZINA, Goran	LW	PHX	3	0	0	0	2	-	-	-	-	-	2003-04	2003-04
BIERK, Zac	G	PHX	20	0	0	0	4	-	-	-	-	-	2002-03	2003-04
BISSONNETTE, Paul	LW	PHX	187	7	14	21	318	4	0	0	0	15	2009-10	2013-14
BLADON, Tom	D	WPG	9	0	5	5	13	-	-	-	-	-	1980-81	1980-81
BLOMSTEN, Arto	D	WPG	19	0	2	2	8	-	-	-	-	-	1993-94	1994-95
BOEDKER, Mikkel	LW	ARI	383	67	107	174	76	20	4	5	9	2	2008-09	2014-15
BOLDUC, Alexandre	C	PHX	16	0	0	0	4	-	-	-	-	-	2011-12	2012-13
		ARI	3	0	0	0	2	-	-	-	-	-	2014-15	2014-15
BORDELEAU, Sebastien	C	PHX	6	0	0	0	2	-	-	-	-	-	2001-02	2001-02
BORSATO, Luciano	C	WPG	203	35	55	90	113	7	1	0	1	4	1990-91	1994-95
BOSCHMAN, Laurie	C	WPG	526	152	227	379	1338	34	5	10	15	87	1982-83	1989-90
BOUCHARD, Dan	G	WPG	32	0	1	1	48	1	0	0	0	2	1985-86	1985-86
BOUCHARD, Joel	D	PHX	32	1	2	3	22	-	-	-	-	-	2000-01	2000-01
BOUCHER, Brian	G	PHX	96	0	1	1	4	-	-	-	-	-	2002-03	2005-06
BOUCK, Tyler	RW	PHX	7	0	0	0	4	-	-	-	-	-	2001-02	2001-02
BOUTILIER, Paul	D	WPG	9	0	0	0	10	5	0	0	0	15	1987-88	1988-89
BOWNESS, Rick	RW	WPG	45	8	17	25	45	-	-	-	-	-	1980-81	1980-81
BOYKO, Darren	C	WPG	1	0	0	0	0	-	-	-	-	-	1988-89	1988-89
BOYNTON, Nick	D	PHX	138	5	18	23	263	-	-	-	-	-	2006-07	2007-08
BRENDL, Pavel	RW	PHX	2	0	0	0	0	-	-	-	-	-	2005-06	2005-06
BRICKLEY, Andy	LW	WPG	14	0	2	2	2	1	1	1	2	0	1992-93	1993-94
BRIERE, Daniel	C	PHX	258	70	76	146	146	6	2	1	3	2	1997-98	2002-03
BROTEN, Aaron	C	WPG	25	4	5	9	14	7	2	2	4	12	1991-92	1991-92
BROWN, Chris	RW	PHX	11	0	0	0	19	-	-	-	-	-	2012-13	2013-14
BROWN, Greg	D	WPG	9	0	3	3	17	-	-	-	-	-	1994-95	1994-95
BRULE, Gilbert	C	PHX	36	5	9	14	13	12	2	1	3	0	2011-12	2011-12
													2013-14	2013-14
BRYZGALOV, Ilya	G	PHX	257	0	3	3	12	11	0	0	0	0	2007-08	2010-11
BUCHBERGER, Kelly	C	PHX	79	3	9	12	109	-	-	-	-	-	2002-03	2002-03
BURKE, Sean	G	PHX	211	0	4	4	52	10	0	2	2	0	1999-00	2003-04
BUTLER, Jerry	RW	WPG	42	3	6	9	14	-	-	-	-	-	1982-83	1982-83
CALDWELL, Ryan	D	PHX	2	0	0	0	2	-	-	-	-	-	2007-08	2007-08
CAMERON, Al	D	WPG	92	4	13	17	93	-	-	-	-	-	1979-80	1980-81
CAMPBELL, Andrew	D	ARI	33	0	1	1	10	-	-	-	-	-	2014-15	2014-15
CAMPBELL, Scott	D	WPG	77	4	21	25	191	-	-	-	-	-	1979-80	1980-81
CAMPBELL, Wade	D	WPG	185	9	23	32	245	6	0	0	0	9	1982-83	1985-86
CARCILLO, Daniel	LW	PHX	129	20	21	41	572	-	-	-	-	-	2006-07	2008-09
CARLYLE, Randy	D	WPG	564	80	226	306	736	31	3	14	17	51	1983-84	1992-93
CARNEY, Keith	D	PHX	266	9	54	63	253	18	1	2	3	31	1997-98	2000-01



NAME	POS	TEAM	REGULAR SEASON					PLAYOFFS					FROM	TO
			GP	G	A	PTS	PIM	GP	G	A	PTS	PIM		
CHARTIER, Dave	C	WPG	1	0	0	0	0	-	-	-	-	-	1980-81	1980-81
CHASSE, Denis	RW	WPG	15	0	0	0	12	-	-	-	-	-	1995-96	1995-96
CHEVELDAE, Tim	G	WPG	74	0	1	1	4	-	-	-	-	-	1993-94	1995-96
CHEVRIER, Alain	G	WPG	22	0	4	4	2	-	-	-	-	-	1988-89	1988-89
CHIPCHURA, Kyle	C	ARI	249	17	47	64	219	15	1	3	4	7	2011-12	2014-15
CHRISTIAN, Dave	C	WPG	230	79	130	209	73	7	0	1	1	2	1979-80	1982-83
CHRISTIAN, Jeff	LW	PHX	1	0	0	0	0	-	-	-	-	-	1997-98	1997-98
CIRONE, Jason	C	WPG	3	0	0	0	2	-	-	-	-	-	1991-92	1991-92
CLEARY, Daniel	RW	PHX	68	6	11	17	42	-	-	-	-	-	2003-04	2003-04
COLE, Danton	RW	WPG	98	21	19	40	92	-	-	-	-	-	1988-89	1991-92
COMRIE, Mike	C	PHX	132	45	50	95	91	-	-	-	-	-	2003-04	2006-07
CONNER, Chris	RW	PHX	12	1	1	2	2	-	-	-	-	-	2012-13	2012-13
CORKUM, Bob	C	PHX	233	30	30	60	85	20	3	3	6	12	1996-97	1998-99
CORY, Ross	D	WPG	51	2	10	12	41	-	-	-	-	-	1979-80	1980-81
CROMBEEN, B.J.	RW	ARI	58	3	3	6	79	-	-	-	-	-	2014-15	2014-15
CRONIN, Shawn	D	WPG	193	1	13	14	703	9	0	0	0	13	1989-90	1991-92
CULLEN, David	D	PHX	16	0	0	0	6	-	-	-	-	-	2000-01	2001-02
CUMMINS, Jim	RW	PHX	75	1	7	8	237	6	0	1	1	4	1997-98	1998-99
CUNNEYWORTH, Randy	LW	WPG	28	5	6	11	34	-	-	-	-	-	1989-90	1989-90
CUNNINGHAM, Craig	LW	ARI	19	1	3	4	2	-	-	-	-	-	2014-15	2014-15
DAHL, Kevin	D	PHX	2	0	0	0	0	-	-	-	-	-	1996-97	1996-97
DAHLBECK, Klas	D	ARI	19	0	3	3	6	-	-	-	-	-	2014-15	2014-15
DAIGNEAULT, J.J.	D	PHX	88	1	13	14	54	7	0	0	0	8	1998-99	1999-00
DALEY, Pat	LW	WPG	12	1	0	1	13	-	-	-	-	-	1979-80	1980-81
DAVYDOV, Evgeny	RW	WPG	91	32	24	56	74	11	2	2	4	2	1991-92	1992-93
DAWES, Nigel	LW	PHX	12	0	2	2	0	-	-	-	-	-	2008-09	2008-09
DEBLOIS, Lucien	C	WPG	235	87	102	189	208	15	3	2	5	15	1981-82	1983-84
													1991-92	1991-92
DeBRUSK, Louie	LW	PHX	115	4	3	7	191	9	2	0	2	6	1998-99	2000-01
DERLAGO, Bill	C	WPG	27	5	5	10	6	3	1	0	1	0	1985-86	1985-86
DesROCHERS, Patrick	G	PHX	9	0	0	0	2	-	-	-	-	-	2001-02	2002-03
DEVEREAUX, Boyd	C	PHX	78	8	14	22	44	-	-	-	-	-	2005-06	2005-06
DIDUCK, Gerald	D	PHX	133	9	14	23	213	16	0	2	2	32	1996-97	1998-99
DILLON, Wayne	C	WPG	13	0	0	0	2	-	-	-	-	-	1979-80	1979-80
DION, Michel	G	WPG	14	0	0	0	2	-	-	-	-	-	1980-81	1980-81
DOAN, Shane	RW	ARI/WPG	1,394	368	530	898	1,207	55	15	13	28	85	1995-96	2014-15
DOIG, Jason	D	PHX/WPG	28	1	3	4	50	-	-	-	-	-	1995-96	1998-99
DOLLAS, Bobby	D	WPG	56	0	5	5	66	3	0	0	0	2	1983-84	1985-86
DOMI, Tie	RW	WPG	173	15	25	40	724	6	1	0	1	23	1992-93	1994-95
DOMINGUE, Louis	G	ARI	7	0	0	0	0	-	-	-	-	-	2014-15	2014-15
DONNELLY, Gord	D	WPG	173	12	17	29	726	6	0	1	1	8	1988-89	1991-92
DOUGLAS, Jordy	LW	WPG	24	4	4	8	8	1	0	0	0	2	1983-84	1984-85
DOURIS, Peter	RW	WPG	21	0	2	2	0	1	0	0	0	0	1985-86	1987-88
DRAKE, Dallas	RW	PHX/WPG	382	82	143	225	328	26	4	6	10	12	1993-94	1999-00
DRAPER, Kris	C	WPG	20	3	0	3	9	2	0	0	0	0	1990-91	1992-93
DRAPER, Tom	G	WPG	9	0	0	0	0	-	-	-	-	-	1988-89	1989-90
													1995-96	1995-96
DROUIN, Jude	C	WPG	85	8	16	24	54	-	-	-	-	-	1979-80	1980-81
DRUCE, John	RW	WPG	50	6	14	20	37	2	0	0	0	0	1992-93	1992-93
DUBNYK, Devan	G	ARI	19	0	0	0	0	-	-	-	-	-	2014-15	2014-15
DUDLEY, Rick	RW	WPG	30	5	5	10	28	-	-	-	-	-	1980-81	1980-81
DUFFUS, Parris	G	PHX	1	0	0	0	0	-	-	-	-	-	1996-97	1996-97
DUNCAN, Iain	LW	WPG	127	34	55	89	149	11	0	3	3	6	1986-87	1990-91
DUNCANSON, Craig	LW	WPG	7	2	0	2	16	-	-	-	-	-	1990-91	1990-91
DUPONT, Norm	LW	WPG	181	47	67	114	38	5	3	1	4	0	1980-81	1982-83
DZIEDZIC, Joe	LW	PHX	2	0	0	0	0	-	-	-	-	-	1998-99	1998-99
EAGLES, Mike	C	WPG	293	21	46	67	464	12	0	1	1	14	1990-91	1994-95
EAKINS, Dallas	D	PHX/WPG	20	0	2	2	48	-	-	-	-	-	1992-93	1992-93
													1995-96	1996-97
EASTWOOD, Mike	C	PHX/WPG	126	18	23	41	28	6	0	1	1	2	1994-95	1996-97
EAVES, Murray	C	WPG	49	4	12	16	7	4	0	1	1	2	1980-81	1985-86
EBBETT, Andrew	C	PHX	33	2	3	5	4	3	0	0	0	0	2010-11	2010-11
EKMAN-LARSSON, Oliver	D	ARI	340	55	99	154	172	16	1	3	4	8	2010-11	2014-15
ELLETT, Dave	D	WPG	475	95	204	299	504	33	4	16	20	22	1984-85	1990-91
ELYNUIK, Pat	RW	WPG	289	115	129	244	462	14	4	6	10	6	1987-88	1991-92
EMERSON, Nelson	RW	WPG	131	47	64	111	106	-	-	-	-	-	1993-94	1994-95
ENDEAN, Craig	LW	WPG	2	0	1	1	0	-	-	-	-	-	1986-87	1986-87
ERAT, Martin	RW	ARI	96	11	26	37	54	-	-	-	-	-	2013-14	2014-15
ERICKSON, Bryan	C	WPG	73	6	23	29	20	3	0	0	0	0	1990-91	1993-94
ERIKSSON, Anders	D	PHX	12	0	3	3	0	-	-	-	-	-	2009-10	2009-10
ESCHE, Robert	G	PHX	58	0	3	3	22	-	-	-	-	-	1998-99	2001-02



NAME	POS	TEAM	REGULAR SEASON					PLAYOFFS					FROM	TO
			GP	G	A	PTS	PIM	GP	G	A	PTS	PIM		
ESSENSA, Bob	G	PHX/WPG	311	0	12	12	18	11	0	0	0	2	1988-89	1993-94
													1999-00	1999-00
EVANS, Doug	LW	WPG	127	24	42	66	209	8	2	2	4	12	1989-90	1991-92
FEDORUK, Todd	LW	PHX	72	6	7	13	72	-	-	-	-	-	2008-09	2008-09
FEDOTOV, Anatoli	D	WPG	1	0	2	2	0	-	-	-	-	-	1992-93	1992-93
FENTON, Paul	LW	WPG	156	50	31	81	91	7	2	0	2	23	1988-89	1990-91
FERENCE, Brad	D	PHX	78	0	6	6	131	-	-	-	-	-	2002-03	2003-04
FIDDLER, Vernon	C	PHX	147	14	38	52	92	10	1	1	2	14	2009-10	2010-11
FINLEY, Jeff	D	PHX /WPG	130	4	12	16	121	7	0	0	0	6	1995-96	1996-97
FISHER, Craig	C	WPG	4	0	0	0	2	-	-	-	-	-	1993-94	1993-94
FISCHER, Patrick	C	PHX	27	4	6	10	24	-	-	-	-	-	2006-07	2006-07
FLETCHER, Steve	D	WPG	3	0	0	0	5	-	-	-	-	-	1988-89	1988-89
FLICHEL, Todd	D	WPG	6	0	1	1	4	-	-	-	-	-	1987-88	1989-90
FOCHT, Dan	D	PHX	18	0	0	0	21	1	0	1	1	0	2001-02	2002-03
FRASER, Iain	C	WPG	12	1	1	2	4	4	0	0	0	0	1995-96	1995-96
GAGNON, Sean	D	PHX	7	0	1	1	21	-	-	-	-	-	1997-98	1998-99
GAGNER, Sam	C	ARI	81	15	26	41	28	-	-	-	-	-	2014-15	2014-15
GAINEY, Steve	LW	PHX	20	0	1	1	20	-	-	-	-	-	2005-06	2005-06
GARTNER, Mike	RW	PHX	142	44	46	90	62	12	2	2	4	22	1996-97	1997-98
GAUDET, Tyler	C	ARI	2	0	0	0	0	-	-	-	-	-	2014-15	2014-15
GAUTHIER, Denis	D	PHX	45	2	9	11	61	-	-	-	-	-	2005-06	2005-06
GEOFFRION, Danny	RW	WPG	79	20	26	46	82	-	-	-	-	-	1980-81	1981-82
GIBSON, John	D	WPG	11	0	0	0	14	-	-	-	-	-	1983-84	1983-84
GILL, Todd	D	PHX	41	1	6	7	30	-	-	-	-	-	1999-00	1999-00
GILHEN, Randy	C	WPG	185	18	17	35	151	4	1	0	1	10	1986-87	1988-89
													1993-94	1995-96
GOERTZEN, Steven	RW	PHX	16	2	2	4	24	-	-	-	-	-	2008-09	2008-09
GORMLEY, Brandon	D	ARI	32	2	2	4	12	-	-	-	-	-	2013-14	2014-15
GOSSELIN, Guy	D	WPG	5	0	0	0	6	-	-	-	-	-	1987-88	1987-88
GRATTON, Chris	C	PHX	82	11	19	30	114	-	-	-	-	-	2002-03	2003-04
GRATTON, Josh	LW	PHX	64	2	1	3	223	-	-	-	-	-	2005-06	2007-08
GRAVES, Hilliard	RW	WPG	35	1	5	6	15	-	-	-	-	-	1979-80	1979-80
GREEN, Travis	C	PHX	147	38	36	74	108	5	2	1	3	2	1999-00	2000-01
GREISS, Thomas	G	PHX	25	0	0	0	0	-	-	-	-	-	2013-14	2013-14
GRENIER, Martin	D	PHX	8	0	0	0	5	-	-	-	-	-	2001-02	2002-03
GROSEK, Michal	LW	WPG	28	3	2	5	21	-	-	-	-	-	1993-94	1995-96
GUINDON, Bob	LW	WPG	6	0	1	1	0	-	-	-	-	-	1979-80	1979-80
GUSMANOV, Ravil	RW	WPG	4	0	0	0	0	-	-	-	-	-	1995-96	1995-96
HALE, David	D	PHX	48	3	6	9	36	-	-	-	-	-	2008-09	2008-09
HALPERN, Jeff	C	PHX	69	5	7	12	24	-	-	-	-	-	2013-14	2013-14
HAMEL, Gilles	LW	WPG	142	35	32	67	59	9	2	0	2	2	1986-87	1987-88
HAMEL, Pierre	G	WPG	64	0	3	3	14	-	-	-	-	-	1979-80	1980-81
HANDZUS, Michal	C	PHX	89	19	34	53	55	5	0	0	0	2	2000-01	2001-02
HANSEN, Tavis	RW	PHX /WPG	34	2	1	3	16	2	0	0	0	0	1994-95	2000-01
HANZAL, Martin	C	ARI	493	88	158	246	417	23	4	8	12	47	2007-08	2014-15
HARTMAN, Mike	LW	WPG	75	4	4	8	264	2	0	0	0	2	1991-92	1991-92
HAWERCHUK, Dale	C	WPG	713	379	550	929	478	38	16	33	49	39	1981-82	1989-90
HAYWARD, Brian	G	WPG	165	0	8	8	37	11	0	0	0	0	1982-83	1985-86
HELMER, Bryan	D	PHX	28	0	1	1	33	-	-	-	-	-	1998-99	1998-99
													2003-04	2003-04
HERVEY, Matt	D	WPG	2	0	0	0	4	-	-	-	-	-	1988-89	1988-89
HESHKA, Shaun	D	PHX	8	0	2	2	0	-	-	-	-	-	2009-10	2009-10
HODGMAN, Justin	C	ARI	5	1	0	1	2	-	-	-	-	-	2014-15	2014-15
HOGGAN, Jeff	LW	PHX	8	0	1	1	9	-	-	-	-	-	2008-09	2009-10
HOGUE, Benoit	C	PHX	27	3	10	13	10	5	1	2	3	2	1999-00	1999-00
HOLDEN, Mark	G	WPG	4	0	1	1	0	-	-	-	-	-	1984-85	1984-85
HOLLWEG, Ryan	LW	PHX	3	0	0	0	0	-	-	-	-	-	2010-11	2010-11
HOPKINS, Larry	LW	WPG	60	13	16	29	26	6	0	0	0	2	1979-80	1979-80
													1981-82	1982-83
HORDICHUK, Darcy	LW	PHX	26	0	0	0	96	-	-	-	-	-	2001-02	2002-03
HOSSA, Marcel	LW	PHX	14	0	0	0	4	-	-	-	-	-	2007-08	2007-08
HOUSLEY, Phil	D	WPG	232	64	195	259	168	13	1	11	12	2	1990-91	1992-93
HOYDA, Dave	LW	WPG	24	2	1	3	42	-	-	-	-	-	1979-80	1980-81
HRDINA, Jan	C	PHX	59	11	19	30	38	-	-	-	-	-	2002-03	2003-04
HRIVNAK, Jim	G	WPG	3	0	0	0	0	-	-	-	-	-	1992-93	1992-93
HUDSON, Mike	C	PHX	7	0	0	0	0	-	-	-	-	-	1996-97	1996-97
HUGHES, Brent	LW	WPG	39	4	4	8	115	-	-	-	-	-	1988-89	1989-90
HULL, Bobby	LW	WPG	18	4	6	10	0	-	-	-	-	-	1979-80	1979-80
HULL, Brett	RW	PHX	5	0	1	1	0	-	-	-	-	-	2005-06	2005-06
HULSE, Cale	D	PHX	82	3	17	20	123	-	-	-	-	-	2003-04	2005-06
HUNTER, Dave	LW	WPG	34	3	1	4	61	-	-	-	-	-	1988-89	1988-89



NAME	POS	TEAM	REGULAR SEASON					PLAYOFFS					FROM	TO
			GP	G	A	PTS	PIM	GP	G	A	PTS	PIM		
HUSCROFT, Jamie	D	PHX	11	0	1	1	27	-	-	-	-	-	1998-99	1998-99
ISBISTER, Brad	RW	PHX	98	13	12	25	148	5	0	0	0	2	1997-98	1998-99
JABLONSKI, Pat	G	PHX	2	0	0	0	0	-	-	-	-	-	1996-97	1996-97
JACKMAN, Tim	RW	PHX	8	0	0	0	21	-	-	-	-	-	2005-06	2005-06
JANNEY, Craig	C	PHX /WPG	158	32	94	126	38	19	1	8	9	4	1995-96	1997-98
JANSSENS, Mark	C	PHX	7	1	2	3	4	1	0	0	0	2	1997-98	1997-98
JARVENPAA, Hannu	RW	WPG	114	11	26	37	83	-	-	-	-	-	1986-87	1988-89
JASPERS, Jason	C	PHX	9	0	1	1	6	-	-	-	-	-	2001-02	2003-04
JOHNSON, Chad	G	PHX	4	0	0	0	0	-	-	-	-	-	2012-13	2012-13
JOHNSON, Jim	D	PHX	71	5	8	13	92	6	0	0	0	4	1996-97	1997-98
JOHNSON, Brent	G	PHX	8	0	0	0	0	-	-	-	-	-	2003-04	2003-04
JOHNSON, Mike	RW	PHX	242	47	112	159	139	5	1	1	2	6	2000-01	2005-06
JOHNSON, Nick	RW	PHX	17	4	2	6	0	-	-	-	-	-	2012-13	2012-13
JOKINEN, Olli	C	PHX	57	21	21	42	49	-	-	-	-	-	2008-09	2008-09
JOMPHE, J.F.	C	PHX	1	0	0	0	2	-	-	-	-	-	1998-99	1998-99
JONES, Brad	LW	WPG	47	9	10	19	6	1	0	0	0	0	1986-87	1989-90
JONES, Matt	D	PHX	106	1	10	11	55	-	-	-	-	-	2005-06	2007-08
JOSEPH, Chris	D	PHX	33	1	1	2	16	-	-	-	-	-	1999-00	2000-01
JOSEPH, Curtis	G	PHX	115	0	1	1	28	-	-	-	-	-	2005-06	2006-07
JOSEPH, Tony	RW	WPG	2	1	0	1	0	-	-	-	-	-	1988-89	1990-91
JOVANOVSKEI, Ed	D	PHX	332	47	117	164	336	11	1	1	2	6	2006-07	2010-11
JOYCE, Bob	LW	WPG	2	0	0	0	0	-	-	-	-	-	1991-92	1992-93
JUNEAU, Joe	LW	PHX	69	10	23	33	28	-	-	-	-	-	2000-01	2000-01
KALININ, Dmitri	D	PHX	15	1	3	4	6	-	-	-	-	-	2008-09	2008-09
KAMINSKY, Yan	RW	WPG	1	0	0	0	0	-	-	-	-	-	1993-94	1993-94
KAPANEN, Niko	C	PHX	98	12	25	37	42	-	-	-	-	-	2006-07	2007-08
KENNEDY, Dean	D	WPG	172	5	19	24	269	8	0	0	0	2	1991-92	1993-94
KENNEDY, Tim	LW	PHX	37	2	6	8	4	-	-	-	-	-	2013-14	2013-14
KERR, Alan	RW	WPG	7	0	1	1	2	-	-	-	-	-	1992-93	1992-93
KHABIBULIN, Nikolai	G	PHX /WPG	284	0	6	6	62	24	0	1	1	8	1994-95	1998-99
KHARIN, Sergei	RW	WPG	7	2	3	5	2	-	-	-	-	-	1990-91	1990-91
KILGER, Chad	C	PHX /WPG	63	6	7	13	29	4	1	0	1	0	1995-96	1997-98
KING, Kris	LW	PHX /WPG	341	28	40	68	762	18	1	2	3	25	1992-93	1996-97
KLEE, Ken	D	PHX	68	1	10	11	24	-	-	-	-	-	2008-09	2008-09
KLESLA, Rostislav	D	PHX	144	7	19	26	112	19	2	6	8	11	2010-11	2013-14
KLINKHAMMER, Rob	LW	ARI	113	19	15	34	33	-	-	-	-	-	2012-13	2014-15
KOLANOS, Krystofer	C	PHX	109	17	18	35	74	2	0	0	0	6	2001-02	2005-06
KOROLEV, Igor	RW	PHX /WPG	159	33	58	91	80	7	0	3	3	0	1994-95	1996-97
KORPIKOSKI, Lauri	LW	ARI	401	62	83	145	98	22	1	1	2	6	2009-10	2014-15
KULAK, Stu	RW	WPG	18	2	0	2	24	-	-	-	-	-	1988-89	1988-89
KUMPEL, Mark	RW	WPG	141	19	16	35	50	11	2	0	2	6	1987-88	1990-91
KVASHA, Oleg	LW	PHX	15	4	7	11	6	-	-	-	-	-	2005-06	2005-06
KYLLONEN, Markku	LW	WPG	9	0	2	2	2	-	-	-	-	-	1988-89	1988-89
KYTE, Jim	D	WPG	399	11	25	36	772	24	0	4	4	73	1982-83	1988-89
LABARBERA, Jason	G	PHX	68	0	0	0	4	-	-	-	-	-	2009-10	2012-13
LALOR, Mike	D	WPG	128	6	15	21	140	11	0	2	2	23	1991-92	1992-93
LANG, Robert	C	PHX	64	9	20	29	28	4	0	1	1	0	2009-10	2009-10
LANGKOW, Daymond	C	PHX	316	79	117	196	146	21	2	6	8	4	2001-02	2003-04
													2011-12	2011-12
LANGKOW, Scott	G	PHX /WPG	5	0	0	0	0	-	-	-	-	-	1995-96	1998-99
LARAQUE, Georges	RW	PHX	56	5	17	22	52	-	-	-	-	-	2006-07	2006-07
LAROSE, Guy	C	WPG	10	0	1	1	14	-	-	-	-	-	1988-89	1990-91
LAUEN, Mike	RW	WPG	3	0	1	1	0	-	-	-	-	-	1983-84	1983-84
LEACH, Stephen	RW	PHX	22	1	1	2	37	7	1	1	2	2	1998-99	1998-99
LEBLANC, John	RW	WPG	38	12	3	15	10	-	-	-	-	-	1991-92	1994-95
LECLERC, Mike	LW	PHX	35	9	12	21	29	-	-	-	-	-	2005-06	2005-06
LECUYER, Doug	LW	WPG	45	6	17	23	66	-	-	-	-	-	1980-81	1980-81
LEGGE, Barry	D	WPG	76	1	8	9	126	-	-	-	-	-	1980-81	1981-82
LEHOUEX, Yanick	C	PHX	10	2	2	4	6	-	-	-	-	-	2005-06	2006-07
LEMAY, Moe	LW	WPG	10	1	0	1	14	-	-	-	-	-	1988-89	1988-89
LEMIEUX, Claude	RW	PHX	164	32	49	81	158	5	0	0	0	2	2000-01	2002-03
LEMIEUX, Jocelyn	RW	PHX	32	4	3	7	27	2	0	0	0	4	1996-97	1997-98
LENEVEU, David	G	PHX	21	0	0	0	0	-	-	-	-	-	2005-06	2006-07
LEPISTO, Sami	D	PHX	117	5	17	22	97	7	1	0	1	6	2009-10	2010-11
LESSIO, Lucas	LW	ARI	29	2	3	5	10	-	-	-	-	-	2013-14	2014-15
LESUK, Bill	LW	WPG	49	0	1	1	43	-	-	-	-	-	1979-80	1979-80
LETOWSKI, Trevor	C	PHX	206	30	43	73	58	5	1	1	2	4	1998-99	2001-02
LEVIE, Craig	D	WPG	62	8	14	22	80	-	-	-	-	-	1981-82	1982-83
LEVINS, Scott	RW	PHX /WPG	11	0	1	1	23	-	-	-	-	-	1992-93	1992-93
													1997-98	1997-98
LINDSTROM, Joakim	LW	PHX	44	9	11	20	28	-	-	-	-	-	2008-09	2008-09



NAME	POS	TEAM	REGULAR SEASON					PLAYOFFS					FROM	TO
			GP	G	A	PTS	PIM	GP	G	A	PTS	PIM		
LINDSTROM, Willy	RW	WPG	288	98	91	189	106	4	2	1	3	2	1979-80	1982-83
LISIN, Enver	RW	PHX	78	18	10	28	46	-	-	-	-	-	2006-07	2008-09
LOMBARDI, Matthew	C	PHX	118	28	49	77	54	7	1	5	6	2	2008-09	2009-10
													2012-13	2012-13
LONG, Barry	D	WPG	70	6	19	25	46	-	-	-	-	-	1980-81	1981-82
LOUSTEL, Ron	G	WPG	1	0	0	0	0	-	-	-	-	-	1980-81	1980-81
LUKOWICH, Morris	LW	WPG	431	168	177	345	438	7	0	2	2	16	1979-80	1984-85
LUMME, Jyrki	D	PHX	192	19	74	93	122	12	0	2	2	8	1998-99	2000-01
LUNDHOLM, Bengt	LW	WPG	275	48	95	143	72	14	3	4	7	14	1981-82	1985-86
LUNDMARK, Jamie	C	PHX	38	5	13	18	36	-	-	-	-	-	2005-06	2005-06
MacDERMID, Paul	RW	WPG	172	32	42	74	379	7	0	2	2	8	1989-90	1991-92
MacIVER, Don	D	WPG	6	0	0	0	2	-	-	-	-	-	1979-80	1979-80
MACIVER, Norm	D	PHX /WPG	112	11	40	51	88	12	1	1	2	4	1995-96	1997-98
MacLEAN, Brett	LW	PHX	13	2	1	3	2	-	-	-	-	-	2010-11	2010-11
MacLEAN, Don	C	PHX	9	1	1	2	0	-	-	-	-	-	2006-07	2006-07
MacLEAN, Paul	RW	WPG	528	248	270	518	726	35	16	10	26	76	1981-82	1987-88
MALGUNAS, Stewart	D	WPG	29	0	1	1	32	-	-	-	-	-	1995-96	1995-96
MANERY, Kris	LW	WPG	63	19	13	32	30	-	-	-	-	-	1979-80	1980-81
MANN, Jimmy	RW	WPG	202	9	12	21	598	4	0	0	0	7	1979-80	1983-84
MANSON, Dave	D	PHX /WPG	205	14	59	73	559	6	2	1	3	30	1993-94	1996-97
MANTHA, Moe	D	WPG	318	31	125	156	203	16	5	10	15	18	1980-81	1983-84
													1989-90	1991-92
MARA, Paul	D	PHX	323	38	104	142	268	5	0	0	0	4	2000-01	2005-06
MARCHMENT, Bryan	D	WPG	37	2	4	6	121	-	-	-	-	-	1988-89	1990-91
MARKELL, John	LW	WPG	52	11	10	21	36	-	-	-	-	-	1979-80	1980-81
MARKOV, Danny	D	PHX	136	10	46	56	103	-	-	-	-	-	2001-02	2002-03
MAROIS, Mario	D	WPG	255	17	116	133	178	18	2	11	13	35	1985-86	1988-89
													1991-92	1991-92
MARSH, Peter	RW	WPG	81	16	25	41	68	-	-	-	-	-	1979-80	1980-81
MARTIN, Craig	RW	WPG	20	0	1	1	19	-	-	-	-	-	1994-95	1994-95
MARTIN, Tom	LW	WPG	24	2	0	2	91	3	0	0	0	2	1984-85	1986-87
MARTINOOK, Jordan	LW	ARI	8	0	1	1	0	-	-	-	-	-	2014-15	2014-15
MATTSSON, Markus	G	WPG	52	0	2	2	0	-	-	-	-	-	1979-80	1980-81
MAXWELL, Bryan	D	WPG	102	8	25	33	268	3	1	0	1	23	1981-82	1983-84
MAY, Brad	LW	PHX	154	24	30	54	234	5	0	0	0	0	2000-01	2002-03
McBAIN, Andrew	RW	WPG	408	101	129	230	421	24	5	7	12	39	1983-84	1988-89
McBEAN, Wayne	D	WPG	31	2	9	11	24	-	-	-	-	-	1993-94	1993-94
McCLELLAND, Kevin	RW	WPG	6	0	0	0	19	-	-	-	-	-	1993-94	1993-94
McCRIMMON, Brad	D	PHX	37	1	5	6	18	-	-	-	-	-	1996-97	1996-97
McFALL, Dan	D	WPG	9	0	1	1	0	-	-	-	-	-	1984-85	1985-86
McGINN, Tye	LW	ARI	18	1	1	2	10	-	-	-	-	-	2014-15	2014-15
McGRATTAN, Brian	RW	PHX	5	0	0	0	22	-	-	-	-	-	2008-09	2008-09
McKENNA, Mike	G	ARI	1	0	0	0	0	-	-	-	-	-	2014-15	2014-15
McKENZIE, Jim	LW	PHX /WPG	202	12	9	21	548	9	0	0	0	4	1995-96	1997-98
McLLWAIN, Dave	RW	WPG	143	40	38	78	108	7	0	1	1	2	1989-90	1991-92
McMILLAN, Brandon	C	ARI	72	3	6	9	20	-	-	-	-	-	2013-14	2014-15
McREYNOLDS, Brian	C	WPG	9	0	2	2	4	-	-	-	-	-	1989-90	1989-90
McTAVISH, Gord	C	WPG	10	1	3	4	2	-	-	-	-	-	1979-80	1979-80
MELROSE, Barry	D	WPG	92	5	7	12	164	-	-	-	-	-	1979-80	1980-81
MELAMETSA, Anssi	LW	WPG	27	0	3	3	2	-	-	-	-	-	1985-86	1985-86
MEYER, Freddy	D	PHX	5	0	0	0	0	-	-	-	-	-	2007-08	2007-08
MICHALEK, Zbynek	D	ARI	539	30	103	133	238	7	0	2	2	2	2005-06	2009-10
													2012-13	2014-15
MIDDLEBROOK, Lindsay	G	WPG	24	0	0	0	0	-	-	-	-	-	1979-80	1980-81
MIELE, Andy	C	PHX	15	0	2	2	11	-	-	-	-	-	2011-12	2013-14
MIKULCHIK, Oleg	D	WPG	29	0	3	3	29	-	-	-	-	-	1993-94	1994-95
MILLS, Craig	RW	WPG	4	0	2	2	0	1	0	0	0	0	1995-96	1995-96
MIRONOV, Boris	D	WPG	65	7	22	29	96	-	-	-	-	-	1993-94	1993-94
MOFFAT, Lyle	LW	WPG	74	10	9	19	38	-	-	-	-	-	1979-80	1979-80
MONTOYA, Al	G	PHX	5	0	0	0	0	-	-	-	-	-	2008-09	2008-09
MOORE, John	D	ARI	19	1	4	5	11	-	-	-	-	-	2014-15	2014-15
MORE, Jayson	D	PHX	64	6	11	17	90	7	0	0	0	7	1996-97	1997-98
MORRIS, Derek	D	PHX	544	38	114	152	462	23	3	7	10	35	2003-04	2008-09
													2009-10	2013-14
MORRISON, Michael	G	PHX	4	0	0	0	0	-	-	-	-	-	2006-07	2006-07
MOSS, David	RW	ARI	184	17	37	54	63	-	-	-	-	-	2012-13	2014-15
MUELLER, Peter	C	PHX	207	39	68	107	64	-	-	-	-	-	2007-08	2009-10
MULHERN, Richard	D	WPG	19	0	4	4	14	-	-	-	-	-	1980-81	1980-81
MULLEN, Brian	LW	WPG	372	124	172	296	132	26	7	9	16	16	1982-83	1986-87
MUNI, Craig	D	WPG	25	1	3	4	37	6	0	1	1	2	1995-96	1995-96
MURLEY, Matt	LW	PHX	3	0	1	1	0	-	-	-	-	-	2007-08	2007-08



NAME	POS	TEAM	REGULAR SEASON					PLAYOFFS					FROM	TO
			GP	G	A	PTS	PIM	GP	G	A	PTS	PIM		
MURPHY, Connor	D	ARI	103	5	10	15	52	-	-	-	-	-	2013-14	2014-15
MURRAY, Garth	C	PHX	10	0	0	0	12	-	-	-	-	-	2008-09	2008-09
MURRAY, Rob	C	PHX /WPG	49	2	5	7	34	-	-	-	-	-	1991-92	1998-99
MURRAY, Troy	C	WPG	103	20	34	54	103	7	0	0	0	2	1991-92	1992-93
NAGY, Ladislav	LW	PHX	321	92	157	249	312	5	0	0	0	21	2000-01	2006-07
NASH, Tyson	LW	PHX	119	3	11	14	194	-	-	-	-	-	2003-04	2005-06
NAZAROV, Andrei	LW	PHX	122	10	5	15	311	3	0	0	0	2	2001-02	2003-04
NECKAR, Stan	D	PHX	130	4	11	15	109	11	0	1	1	4	1998-99	2000-01
NEDVED, Petr	C	PHX	25	2	9	11	34	-	-	-	-	-	2005-06	2005-06
NEUFELD, Ray	RW	WPG	249	61	66	127	388	18	6	3	9	46	1985-86	1988-89
NIKULIN, Alexander	C	PHX	1	0	0	0	0	-	-	-	-	-	2008-09	2008-09
NILL, Jim	RW	WPG	141	17	21	38	209	14	0	1	1	39	1984-85	1987-88
NOKELAINEN, Petteri	C	PHX	22	1	2	3	6	5	0	0	0	2	2009-10	2009-10
													2011-12	2011-12
NOLAN, Owen	RW	PHX	76	16	24	40	56	-	-	-	-	-	2006-07	2006-07
NOONAN, Brian	RW	PHX	7	0	0	0	0	5	0	2	2	4	1998-99	1998-99
NORWICH, Craig	D	WPG	70	10	35	45	36	-	-	-	-	-	1979-80	1979-80
NOVOSELTSEV, Ivan	RW	PHX	17	2	0	2	6	-	-	-	-	-	2003-04	2003-04
NUMMINEN, Teppo	D	PHX /WPG	1098	108	426	534	405	50	8	8	16	20	1988-89	2002-03
ODELEIN, Lyle	D	PHX	16	1	7	8	19	5	0	0	0	16	1999-00	1999-00
O'DONNELL, Sean	D	PHX	57	1	7	8	121	-	-	-	-	-	2005-06	2005-06
OLAUSSEN, Fredrik	D	WPG	496	86	249	335	196	35	4	13	17	12	1986-87	1993-94
OLCZYK, Eddie	C	WPG	214	95	106	201	235	12	3	3	6	10	1990-91	1992-93
													1994-95	1994-95
OLIVER, David	RW	PHX	9	1	0	1	2	-	-	-	-	-	1999-00	1999-00
O'NEILL, Mike	G	WPG	20	0	0	0	0	-	-	-	-	-	1991-92	1993-94
O'REILLY, Cal	C	PHX	22	2	3	5	2	-	-	-	-	-	2011-12	2011-12
OSBORNE, Mark	LW	WPG	80	12	20	32	124	-	-	-	-	-	1990-91	1991-92
OSIECKI, Mark	D	WPG	4	1	0	1	2	-	-	-	-	-	1992-93	1992-93
O'SULLIVAN, Patrick	C	PHX	23	2	2	4	2	-	-	-	-	-	2011-12	2011-12
PASLAWSKI, Greg	RW	WPG	114	27	40	67	24	7	1	3	4	0	1989-90	1990-91
PAYNTER, Kent	D	WPG	5	0	0	0	4	-	-	-	-	-	1991-92	1991-92
PEDERSON, Denis	C	PHX	19	1	1	2	20	5	0	2	2	0	2001-02	2001-02
PELLERIN, Scott	LW	PHX	23	0	1	1	8	-	-	-	-	-	2002-03	2002-03
PELLETIER, Jean-Marc	G	PHX	6	0	0	0	0	-	-	-	-	-	2002-03	2003-04
PENNEY, Steve	G	WPG	15	0	0	0	7	-	-	-	-	-	1986-87	1987-88
PERRAULT, Joel	C	PHX	78	12	14	26	68	-	-	-	-	-	2005-06	2009-10
PERREAULT, Yanic	C	PHX	49	19	14	33	30	-	-	-	-	-	2006-07	2006-07
PETIT, Michel	D	PHX	32	4	2	6	77	5	0	0	0	8	1997-98	1998-99
PICARD, Robert	D	WPG	160	20	43	63	158	11	2	2	4	20	1983-84	1985-86
PLANTERY, Mark	D	WPG	25	1	5	6	14	-	-	-	-	-	1980-81	1980-81
POESCHEK, Rudy	RW	WPG	5	0	0	0	22	-	-	-	-	-	1990-91	1991-92
POOLEY, Paul	RW	WPG	15	0	3	3	0	-	-	-	-	-	1984-85	1985-86
PORTER, Kevin	C	PHX	38	5	5	10	4	-	-	-	-	-	2008-09	2009-10
POULIOT, Marc-Antoine	C	PHX	13	0	4	4	2	8	1	1	2	2	2011-12	2011-12
PRUCHA, Petr	RW	PHX	109	15	18	33	33	7	1	2	3	4	2008-09	2010-11
PRUST, Brandon	RW	PHX	11	0	1	1	29	-	-	-	-	-	2008-09	2008-09
PYATT, Taylor	LW	PHX	223	39	34	73	89	27	6	3	9	4	2009-10	2011-12
QUINT, Deron	D	PHX /WPG	271	27	56	83	104	7	0	2	2	0	1995-96	1999-00
													2002-03	2002-03
QUINTAL, Stephane	D	WPG	124	14	35	49	197	-	-	-	-	-	1993-94	1994-95
RADIVOJEVIC, Branko	RW	PHX	150	25	31	56	103	1	0	0	0	2	2001-02	2003-04
RALPH, Brad	LW	PHX	1	0	0	0	0	-	-	-	-	-	2000-01	2000-01
RANHEIM, Paul	LW	PHX	40	3	4	7	10	-	-	-	-	-	2002-03	2002-03
REDDICK, Eldon	G	WPG	117	0	1	1	20	3	0	0	0	0	1986-87	1988-89
REESE, Dylan	D	ARI	1	0	0	0	0	-	-	-	-	-	2014-15	2014-15
REICHEL, Robert	C	PHX	13	7	6	13	4	7	1	3	4	2	1998-99	1998-99
REINPRECHT, Steven	C	PHX	231	51	92	143	82	-	-	-	-	-	2005-06	2008-09
REIRDEN, Todd	D	PHX	7	0	2	2	4	-	-	-	-	-	2003-04	2003-04
RENNBERG, Mikael	RW	PHX	10	2	4	6	2	5	1	2	3	4	1999-00	1999-00
RHEAUME, Pascal	C	PHX	1	0	0	0	0	-	-	-	-	-	2005-06	2005-06
RIBEIRO, Mike	C	PHX	80	16	31	47	52	-	-	-	-	-	2013-14	2013-14
RICCI, Mike	C	PHX	85	10	7	17	73	-	-	-	-	-	2005-06	2006-07
RIEDER, Tobias	RW	ARI	72	13	8	21	14	-	-	-	-	-	2014-15	2014-15
RILEY, Bill	RW	WPG	14	3	2	5	7	-	-	-	-	-	1979-80	1979-80
RIOUX, Gerry	RW	WPG	9	0	0	0	6	-	-	-	-	-	1979-80	1979-80
RIVERS, Jamie	D	PHX	18	0	5	5	26	-	-	-	-	-	2005-06	2005-06
ROCHE, Travis	D	PHX	50	6	13	19	22	-	-	-	-	-	2006-07	2006-07
ROENICK, Jeremy	C	PHX	454	152	227	379	596	18	9	9	18	18	1996-97	2006-07
ROMANIUK, Russ	LW	WPG	85	10	14	24	46	1	0	0	0	0	1991-92	1994-95
RONAN, Ed	RW	WPG	17	0	0	0	16	-	-	-	-	-	1995-96	1995-96



NAME	POS	TEAM	REGULAR SEASON					PLAYOFFS					FROM	TO
			GP	G	A	PTS	PIM	GP	G	A	PTS	PIM		
RONNING, Cliff	C	PHX	156	32	81	113	64	13	1	10	11	16	1996-97	1998-99
ROONEY, Steve	LW	WPG	86	9	9	18	274	13	1	0	1	67	1986-87	1987-88
ROUSSEL, Dominic	G	WPG	7	0	0	0	2	-	-	-	-	-	1995-96	1995-96
ROZSIVAL, Michal	D	PHX	87	4	15	19	54	19	0	0	0	4	2010-11	2011-12
RUNDBLAD, David	D	PHX	26	0	5	5	6	-	-	-	-	-	2011-12	2013-14
RUPP, Michael	C	PHX	7	0	1	1	6	-	-	-	-	-	2003-04	2005-06
SAFRONOV, Kirill	D	PHX	1	0	0	0	0	-	-	-	-	-	2001-02	2001-02
SAMUELSSON, Henrik	LW	ARI	3	0	0	0	2	-	-	-	-	-	2014-15	2014-15
SAMUELSSON, Philip	D	ARI	4	0	0	0	0	-	-	-	-	-	2014-15	2014-15
SANDERSON, Geoff	LW	PHX	75	25	21	46	58	-	-	-	-	-	2005-06	2005-06
SAPRYKIN, Oleg	LW	PHX	126	25	34	59	104	-	-	-	-	-	2005-06	2006-07
SAUER, Kurt	D	PHX	69	1	6	7	36	-	-	-	-	-	2008-09	2009-10
SAUVE, Philippe	G	PHX	5	0	0	0	0	-	-	-	-	-	2005-06	2005-06
SAVAGE, Brian	LW	PHX	134	24	29	53	66	5	0	0	0	0	2001-02	2003-04
SAVARD, Serge	D	WPG	123	6	21	27	55	7	0	0	0	4	1981-82	1982-83
SAWYER, Kevin	LW	PHX	3	0	0	0	12	-	-	-	-	-	1999-00	1999-00
SCATCHARD, Dave	C	PHX	93	14	17	31	156	-	-	-	-	-	2005-06	2006-07
SCHLEMKO, David	D	ARI	207	9	41	50	76	9	1	0	1	4	2008-09	2014-15
SCHOFIELD, Dwight	D	WPG	18	0	0	0	33	-	-	-	-	-	1987-88	1987-88
SCHNEIDER, Mathieu	D	PHX	8	0	4	4	4	3	1	0	1	0	2009-10	2009-10
SELANNE, Teemu	RW	WPG	231	147	159	306	87	6	4	2	6	2	1992-93	1995-96
SEIDENBERG, Dennis	D	PHX	66	2	11	13	30	-	-	-	-	-	2005-06	2006-07
SEPPE, Jyrki	D	WPG	13	0	2	2	6	-	-	-	-	-	1983-84	1983-84
SHANNON, Darrin	LW	PHX /WPG	451	77	149	226	328	31	6	7	13	30	1991-92	1997-98
SHANNON, Darryl	D	WPG	108	7	20	27	138	-	-	-	-	-	1993-94	1995-96
SHINNIMIN, Brendan	C	ARI	12	0	1	1	8	-	-	-	-	-	2014-15	2014-15
SHTALENKOV, Mikhail	G	PHX	19	0	3	3	2	-	-	-	-	-	1998-99	1999-00
SILK, Dave	RW	WPG	32	2	4	6	63	1	0	0	0	2	1985-86	1985-86
SILLINGER, Mike	C	PHX	60	8	6	14	54	-	-	-	-	-	2003-04	2003-04
SIMON, Jason	LW	PHX	1	0	0	0	0	-	-	-	-	-	1996-97	1996-97
SIMPSON, Todd	D	PHX	146	4	21	25	299	5	0	2	2	6	2000-01	2002-03
SJOBERG, Lars Erik	D	WPG	79	7	27	34	48	-	-	-	-	-	1979-80	1979-80
SJOSTROM, Fredrik	RW	PHX	261	32	41	63	126	-	-	-	-	-	2003-04	2007-08
SKRIKO, Petri	LW	WPG	15	2	3	5	4	-	-	-	-	-	1991-92	1991-92
SLANEY, John	D	PHX	55	3	14	17	24	-	-	-	-	-	1997-98	1997-98
SMALL, Doug	LW	WPG	691	189	208	397	466	41	9	2	11	49	1980-81	1990-91
SMITH, Gary	G	WPG	20	0	0	0	25	-	-	-	-	-	1979-80	1979-80
SMITH, Gord	D	WPG	13	0	0	0	8	-	-	-	-	-	1979-80	1979-80
SMITH, Mike	G	ARI	225	1	6	7	40	16	0	1	1	14	2011-12	2014-15
SMITH, Wyatt	C	PHX	54	3	7	10	13	-	-	-	-	-	1999-00	2001-02
SOETAERT, Doug	G	WPG	130	0	6	6	38	4	0	0	0	0	1981-82	1983-84
SPILLER, Matthew	D	PHX	59	0	1	1	67	-	-	-	-	-	2003-04	2005-06
SPRING, Don	D	WPG	259	1	54	55	80	6	0	0	0	10	1980-81	1983-84
STAFFORD, Garrett	D	PHX	2	0	0	0	0	-	-	-	-	-	2010-11	2010-11
STAMLER, Lorne	LW	WPG	62	8	7	15	12	-	-	-	-	-	1979-80	1979-80
STANIOWSKI, Ed	G	WPG	62	0	6	6	4	2	0	0	0	0	1981-82	1982-83
STAPLETON, Mike	C	PHX /WPG	253	28	39	67	143	26	1	0	1	37	1995-96	1998-99
STEEN, Anders	C	WPG	42	5	11	16	22	-	-	-	-	-	1980-81	1980-81
STEEN, Thomas	C	WPG	950	264	553	817	753	56	12	32	44	62	1981-82	1994-95
STEMPNIAK, Lee	RW	PHX	100	33	23	56	27	11	0	2	2	0	2009-10	2010-11
STEWART, Ryan	RW	WPG	3	1	0	1	0	-	-	-	-	-	1985-86	1985-86
STONE, Michael	D	ARI	204	17	34	51	116	2	0	0	0	0	2011-12	2014-15
STUTZEL, Mike	LW	PHX	9	0	0	0	0	-	-	-	-	-	2003-04	2003-04
SUCHY, Radoslav	D	PHX	372	12	51	63	74	10	1	1	2	0	1999-00	2003-04
SULLIVAN, Mike	C	PHX	256	13	20	33	66	10	0	1	1	2	1998-99	2001-02
SULLIVAN, Peter	C	WPG	126	28	54	82	40	-	-	-	-	-	1979-80	1980-81
SULLIVAN, Steve	LW	PHX	33	5	7	12	20	-	-	-	-	-	2012-13	2012-13
SUMMERS, Chris	D	ARI	64	2	7	9	47	-	-	-	-	-	2010-11	2014-15
SYKES, Phil	LW	WPG	170	25	18	43	157	11	0	1	1	9	1989-90	1991-92
SZWARZ, Jordan	RW	ARI	35	4	0	4	21	-	-	-	-	-	2013-14	2014-15
TABARACCI, Rick	G	WPG	61	0	2	2	22	7	0	0	0	0	1990-91	1992-93
TAFTE, Jeff	C	PHX	98	15	13	28	26	-	-	-	-	-	2002-03	2006-07
TAGLIANETTI, Peter	D	WPG	207	10	37	47	604	14	1	1	2	20	1984-85	1989-90
TANABE, David	D	PHX	66	5	11	16	30	-	-	-	-	-	2003-04	2005-06
TELLQVIST, Mikael	G	PHX	67	0	2	2	2	-	-	-	-	-	2006-07	2008-09
THOMAS, Bill	RW	PHX	40	9	8	17	10	-	-	-	-	-	2005-06	2007-08
THOMPSON, Brent	D	PHX /WPG	40	0	1	1	106	-	-	-	-	-	1994-95	1996-97
TIKHONOV, Viktor	LW	PHX	61	8	8	16	20	-	-	-	-	-	2008-09	2008-09
TILEY, Brad	D	PHX	9	0	0	0	0	1	0	0	0	0	1997-98	1998-99
TJARNQVIST, Mathias	LW	PHX	104	9	11	20	36	-	-	-	-	-	2006-07	2007-08
TKACHUK, Keith	LW	PHX /WPG	640	323	300	623	1508	44	19	9	28	100	1991-92	2000-01



NAME	POS	TEAM	REGULAR SEASON					PLAYOFFS					FROM	TO
			GP	G	A	PTS	PIM	GP	G	A	PTS	PIM		
TOCCHET, Rick	RW	PHX	213	64	66	130	371	13	6	5	11	33	1997-98	1999-00
TOMALTY, Glenn	LW	WPG	1	0	0	0	0	-	-	-	-	-	1979-80	1979-80
TOMLINSON, Dave	C	WPG	31	1	3	4	24	-	-	-	-	-	1993-94	1993-94
TORDJMAN, Josh	G	PHX	2	0	0	0	0	-	-	-	-	-	2008-09	2008-09
TORRES, Raffi	LW	PHX	107	20	18	38	96	3	1	1	2	2	2011-12	2012-13
TRIMPER, Tim	LW	WPG	140	23	23	46	138	1	0	0	0	0	1980-81	1983-84
TRUDEL, Jean-Guy	LW	PHX	4	0	0	0	2	-	-	-	-	-	1999-00	2001-02
TURCOTTE, Alfie	C	WPG	17	1	3	4	2	-	-	-	-	-	1987-88	1988-89
TURCOTTE, Darren	C	WPG	59	16	16	32	26	-	-	-	-	-	1995-96	1995-96
TURRIS, Kyle	C	PHX	137	19	27	46	43	4	1	2	3	2	2007-08	2011-12
TURNBULL, Perry	C	WPG	172	43	57	100	357	12	0	2	2	47	1984-85	1986-87
TVERDOVSKY, Oleg	D	PHX /WPG	241	24	83	107	80	25	0	11	11	6	1995-96	1998-99
ULANOV, Igor	D	WPG	176	5	43	48	385	11	0	0	0	43	1991-92	1994-95
UPSHALL, Scottie	LW	PHX	129	42	30	72	118	-	-	-	-	-	2008-09	2010-11
VAANANEN, Ossi	D	PHX	291	10	35	45	333	5	0	0	0	6	2000-01	2003-04
VANDERMEER, Jim	D	PHX	62	4	8	12	60	0	0	0	0	0	2009-10	2009-10
VANDERMEER, Pete	LW	PHX	2	0	0	0	0	-	-	-	-	-	2007-08	2007-08
VASILYEV, Andrei	LW	PHX	1	0	0	0	0	-	-	-	-	-	1998-99	1998-99
VEISOR, Mike	G	WPG	8	0	0	0	0	1	0	0	0	0	1983-84	1983-84
VERMETTE, Antoine	C	ARI	215	53	58	111	130	16	5	5	10	24	2011-12	2014-15
VISENTIN, Mark	G	PHX	1	0	0	0	0	-	-	-	-	-	2013-14	2013-14
VISHEAU, Mark	D	WPG	1	0	0	0	0	-	-	-	-	-	1993-94	1993-94
VITOLINSH, Harijs	C	WPG	8	0	0	0	4	-	-	-	-	-	1993-94	1993-94
VITALE, Joe	C	ARI	70	3	6	9	36	-	-	-	-	-	2014-15	2014-15
VRBATA, Radim	RW	PHX	428	137	151	288	118	27	6	8	14	12	2007-08	2007-08
													2009-10	2013-14
WAITE, Jimmy	G	PHX	33	0	0	0	4	4	0	0	0	0	1997-98	1998-99
WAKALUK, Darcy	G	PHX	16	0	1	1	4	-	-	-	-	-	1996-97	1996-97
WARRINER, Todd	LW	PHX	18	0	3	3	8	-	-	-	-	-	2001-02	2001-02
WATKINS, Matt	RW	PHX	1	0	0	0	0	-	-	-	-	-	2011-12	2011-12
WATTERS, Tim	D	WPG	438	21	101	122	760	28	1	2	3	49	1981-82	1987-88
WELLER, Craig	RW	PHX	59	3	8	11	80	-	-	-	-	-	2007-08	2007-08
WESTRUM, Erik	C	PHX	15	1	1	2	20	-	-	-	-	-	2003-04	2003-04
WHEELDON, Simon	C	WPG	4	0	0	0	4	-	-	-	-	-	1990-91	1990-91
WHELTON, Bill	D	WPG	2	0	0	0	0	-	-	-	-	-	1980-81	1980-81
WHITNEY, Ray	LW	PHX	157	41	93	134	52	20	3	7	10	12	2010-11	2011-12
WILKINSON, Neil	D	WPG	61	2	8	10	108	-	-	-	-	-	1994-95	1995-96
WILSON, Landon	RW	PHX	183	32	36	68	180	4	0	0	0	12	2000-01	2003-04
WILSON, Ron	C	WPG	536	75	134	209	236	23	7	6	13	6	1979-80	1987-88
WINNIK, Daniel	LW	PHX	202	18	34	52	100	7	0	0	0	0	2007-08	2009-10
WOLSKI, Wojtek	LW	PHX	54	12	22	34	16	7	4	1	5	0	2009-10	2010-11
YANDLE, Keith	D	ARI	558	65	246	311	372	27	3	16	19	14	2006-07	2014-15
YIP, Brandon	RW	PHX	2	0	0	0	0	-	-	-	-	-	2013-14	2013-14
YLONEN, Juha	C	PHX	261	22	65	87	80	3	0	2	2	2	1996-97	2000-01
YONKMAN, Nolan	D	PHX	16	0	1	1	39	-	-	-	-	-	2010-11	2010-11
YORK, Mike	LW	PHX	63	6	8	14	4	-	-	-	-	-	2007-08	2007-08
YOUNG, Tim	RW	WPG	44	15	19	34	25	1	0	1	1	0	1983-84	1983-84
YSEBAERT, Paul	C	WPG	60	9	18	27	18	-	-	-	-	-	1993-94	1993-94
ZHAMNOV, Alexei	C	WPG	235	103	164	267	205	12	2	3	5	10	1992-93	1995-96
ZIGOMANIS, Mike	C	PHX	108	16	10	26	52	-	-	-	-	-	2006-07	2007-08



GOALTENDER	TEAM	GP	MIN	GA	S	GAA	SV%	W-L-T-OT	FROM	TO
AEBISCHER, David	PHX	1	60	3	0	3.00	.909	0-1-0	2007-08	2007-08
AULD, Alex	PHX	9	508	30	1	3.54	.880	3-6-0	2007-08	2007-08
BEAUREGARD, Stephane	WPG	74	3600	209	2	3.48	.885	16-30-11	1989-90	1991-92
									1993-94	1993-94
BEHREND, Marc	WPG	38	1946	160	1	4.93	.844	12-19-2	1983-84	1985-86
BERTHIAUME, Daniel	WPG	120	6598	399	5*	3.63	.876	50-45-13	1986-87	1989-90
BIERK, Zac	PHX	20	1074	44	1	2.46	.924	4-10-3	2002-03	2003-04
BOUCHARD, Dan	WPG	32	1696	107	2	3.79	.865	11-14-2	1985-86	1985-86
BOUCHER, Brian	PHX	96	5420	269	5	2.98	.898	28-45-18-0	2002-03	2005-06
BRYZGALOV, Ilya	PHX	257	15070	639	21	2.53	.919	130-93-27	2007-08	2010-11
BURKE, Sean	PHX	211	12348	491	15	2.39	.919	97-78-29	1999-00	2003-04
CHEVELDAE, Tim	WPG	74	4054	260	1	3.85	.884	21-42-7	1993-94	1995-96
CHEVRIER, Alain	WPG	22	1092	78	1	4.29	.859	8-8-2	1988-89	1988-89
CLIMIE, Matt	PHX	1	32	1	0	1.88	.938	0-0-0	2010-11	2010-11
DesROCHERS, Patrick	PHX	9	418	26	0	3.73	.861	1-5-1	2001-02	2002-03
DION, Michel	WPG	14	757	61	0	4.83	.864	3-6-3	1980-81	1980-81
DOMINGUE, Louis	ARI	7	308	14	0	2.73	.911	1-2-1	2014-15	2014-15
DRAPER, Tom	WPG	9	513	41	0	4.80	.824	3-5-0	1988-89	1989-90
									1995-96	1995-96
DUBNYK, Devan	ARI	19	1034	47	1	2.72	.916	9-5-2	2014-15	2014-15
DUFFUS, Parris	PHX	1	29	1	0	2.07	.875	0-0-0	1996-97	1996-97
ESCHE, Robert	PHX	58	3033	150	3	2.97	.897	18-24-6	1998-99	2001-02
ESSENSA, Bob	PHX /WPG	311	17244	955	15	3.32	.894	129-124-35	1988-89	1993-94
									1999-00	1999-00
GREISS, Thomas	PHX	25	1312	50	2	2.29	.920	10-8-5	2013-14	2013-14
HAMEL, Pierre	WPG	64	3570	258	0	4.34	.869	12-39-7	1979-80	1980-81
HAYWARD, Brian	WPG	165	9172	654	1	4.28	.865	63-75-17	1982-83	1985-86
HOLDEN, Mark	WPG	4	213	15	0	4.23	.856	2-0-0	1984-85	1984-85
HRIVNAK, Jim	WPG	3	180	13	0	4.33	.865	2-1-0	1992-93	1992-93
JABLONSKI, Pat	PHX	2	59	2	0	2.03	.917	0-1-0	1996-97	1996-97
JOHNSON, Chad	PHX	4	247	5	1	1.21	.954	2-0-2	2012-13	2012-13
JOHNSON, Brent	PHX	8	486	21	0	2.59	.914	1-6-1	2003-04	2003-04
JOSEPH, Curtis	PHX	115	6417	325	8	3.04	.898	50-52-5	2005-06	2006-07
KHABIBULIN, Nikolai	PHX/WPG	284	16030	735	21	2.75	.908	126-113-30	1994-95	1998-99
LABARBERA, Jason	PHX	68	3552	156	2	2.64	.918	22-26-9	2009-10	2012-13
LANGKOW, Scott	PHX /WPG	5	178	13	0	4.38	.835	0-1-1	1995-96	1998-99
LeNEVEU, David	PHX	21	1047	59	0	3.38	.894	5-9-0	2005-06	2006-07
LOUSTEL, Ron	WPG	1	60	10	0	10.00	.804	0-1-0	1980-81	1980-81
MATTSSON, Markus	WPG	52	2907	193	3	3.98	.875	8-32-4	1979-80	1980-81
McELHINNEY, Curtis	PHX	1	72	2	0	1.67	.944	1-0-0	2011-12	2011-12
MCKENNA, Mike	ARI	1	60	5	0	5.00	.853	0-1-0	2014-15	2014-15
MIDDLEBROOK, Lindsay	WPG	24	1233	105	0	5.11	.856	2-17-3	1979-80	1980-81
MONTOYA, Al	PHX	5	259	9	1	2.08	.925	3-1-0	2008-09	2008-09
MORRISON, Mike	PHX	4	127	13	0	6.14	.790	0-3-0	2006-07	2006-07
O'NEILL, Michael	WPG	20	824	58	0	4.22	.863	0-9-2	1991-92	1993-94
PELLETIER, Jean-Marc	PHX	6	294	18	0	3.67	.864	1-3-0	2002-03	2003-04
PENNEY, Steve	WPG	15	712	55	0	4.63	.828	3-8-2	1986-87	1987-88
REDDICK, Eldon	WPG	117	6358	395	1*	3.73	.873	41-51-14	1986-87	1988-89
ROUSSEL, Dominic	WPG	7	285	16	0	3.37	.881	2-2-0	1995-96	1995-96
SAUVE, Philippe	PHX	5	187	17	0	5.45	.867	0-4-0-0	2005-06	2005-06
SHTALENKOV, Mikhail	PHX	19	1147	45	2	2.35	.905	8-8-3	1998-99	1999-00
SMITH, Gary	WPG	20	1073	73	0	4.08	.873	4-11-4	1979-80	1979-80
SMITH, Mike	ARI	225	13024	574	16	2.64	.916	94-93-30	2011-12	2014-15
SOETAERT, Doug	WPG	130	7226	511	2	4.24	.869	50-48-21	1981-82	1983-84
STANIOWSKI, Ed	WPG	63	3510	247	2	4.22	.866	24-27-6	1981-82	1983-84
TABARACCI, Rick	WPG	61	3018	193	1	3.84	.874	15-26-7	1990-91	1992-93
TELLQVIST, Mikael	PHX	67	3613	184	4	3.06	.897	27-24-6	2006-07	2008-09
TORDJMAN, Josh	PHX	2	118	8	0	4.07	.871	0-2-0	2008-09	2008-09
VEISOR, Mike	WPG	8	420	26	0	3.71	.849	4-1-2	1983-84	1983-84
VISENTIN, Mark	PHX	1	58	3	0	3.05	.906	0-1-0	2013-14	2013-14
WAITE, Jimmy	PHX	33	1691	69	2	2.45	.903	11-11-5	1997-98	1998-99
WAKALUK, Darcy	PHX	16	782	39	1	2.99	.899	8-3-1	1996-97	1996-97

*Daniel Berthiaume and Eldon Reddick shared one shutout during the 1986-87 season

NOTE: Starting in 2005-06, goaltenders can no longer earn ties but losses in overtime or a shootout count in the OT column.



20-49-11 (51 points), 5th Smythe Division

PLAYER	GP	G	A	PTS	PIM	PLAYER	GP	G	A	PTS	PIM
Morris Lukowich	78	35	39	74	77	Hilliard Graves	35	1	5	6	15
Peter Sullivan	79	24	35	59	20	Bill Riley	14	3	2	5	7
Ron Wilson	79	21	36	57	28	Gord McTavish	10	1	3	4	2
Willy Lindstrom	79	23	26	49	20	Dave Hoyda	15	1	1	2	35
Craig Norwich	70	10	35	45	36	John Bethel	17	0	2	2	4
Peter Marsh	57	18	20	38	59	Pierre Hamel	35	0	2	2	10
Lars Erik Sjoberg	79	7	27	34	48	Pat Daley	5	1	0	1	4
Jude Drouin	78	8	16	24	50	Bob Guindon	6	0	1	1	0
Scott Campbell	63	3	17	20	136	Bill Lesuk	49	0	1	1	43
Lyle Moffat	74	10	9	19	38	Glenn Tomalty	1	0	0	0	0
Dave Christian	15	8	10	18	2	Larry Hopkins	5	0	0	0	0
John Markell	38	10	7	17	21	Don MacIver	6	0	0	0	2
Lorne Stamler	62	8	7	15	12	Gerry Rioux	9	0	0	0	6
Al Cameron	63	3	11	14	72	Lindsay Middlebrook	10	0	0	0	0
Ross Cory	46	2	9	11	32	Gord Smith	13	0	0	0	8
*Kris Manery	16	6	4	10	6	Wayne Dillon	13	0	0	0	2
#Bobby Hull	18	4	6	10	0	Mike Amodeo	19	0	0	0	2
Barry Melrose	74	4	6	10	124	Gary Smith	20	0	0	0	25
Jimmy Mann	72	3	5	8	287	Markus Mattsson	21	0	0	0	2

GOALTENDER	GP	MIN	GAA	W-L-T	SO	GA	SA	SV%
Markus Mattsson	21	1200	3.25	5-11-4	2	65	579	.888
Pierre Hamel	35	1947	4.01	9-19-3	0	130	1052	.876
Gary Smith	20	1073	4.08	4-11-4	0	73	574	.873
Lindsay Middlebrook	10	580	4.14	2-8-0	0	40	325	.877

* - Acquired during season # - Relocated during season

#	DATE	H/R OPPONENT	SCORE	RES	RECORD	PTS	#	DATE	H/R OPPONENT	SCORE	RES	RECORD	PTS
1	OCT. 10	@ Pittsburgh	4-2	L	0-1-0	0	41	JAN. 8	@ Atlanta	2-0	L	12-24-5	29
2	OCT. 11	@ Boston	4-0	L	0-2-0	0	42	JAN. 10	@ Philadelphia	5-4	L	12-25-5	29
3	OCT. 14	COLORADO	4-2	W	1-2-0	2	43	JAN. 12	NY RANGERS	3-0	L	12-26-5	29
4	OCT. 17	DETROIT	5-1	L	1-3-0	2	44	JAN. 13	LOS ANGELES	5-3	W	13-26-5	31
5	OCT. 19	MINNESOTA	3-2	W	2-3-0	4	45	JAN. 15	@ NY Islanders	5-2	L	13-27-5	31
6	OCT. 20	@ Colorado	4-1	L	2-4-0	4	46	JAN. 16	@ NY Rangers	4-1	L	13-28-5	31
7	OCT. 24	@ Chicago	4-0	L	2-5-0	4	47	JAN. 18	DETROIT	5-0	L	13-29-5	31
8	OCT. 26	BOSTON	3-2	W	3-5-0	6	48	JAN. 21	@ Hartford	7-2	L	13-30-5	31
9	OCT. 28	ST. LOUIS	2-2	T	3-5-1	7	49	JAN. 22	@ Washington	5-4	L	13-31-5	31
10	OCT. 31	@ Quebec	5-2	W	4-5-1	9	50	JAN. 25	PHILADELPHIA	5-4	L	13-32-5	31
11	NOV. 2	WASHINGTON	1-1	T	4-5-2	10	51	JAN. 27	ST. LOUIS	6-6	T	13-32-6	32
12	NOV. 4	NY ISLANDERS	4-4	T	4-5-3	11	52	JAN. 29	@ Los Angeles	7-3	W	14-32-6	34
13	NOV. 6	@ Atlanta	8-0	L	4-6-3	11	53	FEB. 1	@ Edmonton	9-2	L	14-33-6	34
14	NOV. 7	@ Washington	6-3	L	4-7-3	11	54	FEB. 2	@ Colorado	2-2	T	14-33-7	35
15	NOV. 10	TORONTO	8-4	L	4-8-3	11	55	FEB. 8	WASHINGTON	6-3	L	14-34-7	35
16	NOV. 14	HARTFORD	3-2	W	5-8-3	13	56	FEB. 10	EDMONTON	2-2	T	14-34-8	36
17	NOV. 16	QUEBEC	3-2	L	5-9-3	13	57	FEB. 12	@ NY Islanders	0-0	T	14-34-9	37
18	NOV. 18	PITTSBURGH	3-2	L	5-10-3	13	58	FEB. 14	@ Philadelphia	5-1	L	14-35-9	37
19	NOV. 21	@ NY Rangers	6-4	W	6-10-3	15	59	FEB. 15	@ Hartford	5-4	L	14-36-9	37
20	NOV. 22	@ Montreal	7-0	L	6-11-3	15	60	FEB. 17	QUEBEC	6-5	W	15-36-9	39
21	NOV. 24	VANCOUVER	5-3	W	7-11-3	17	61	FEB. 20	@ Buffalo	4-3	L	15-37-9	39
22	NOV. 27	@ Los Angeles	5-3	L	7-12-3	17	62	FEB. 21	@ Montreal	3-0	L	15-38-9	39
23	NOV. 28	@ Vancouver	4-2	L	7-13-3	17	63	FEB. 23	TORONTO	9-3	L	15-39-9	39
24	DEC. 1	@ Minnesota	4-4	T	7-13-4	18	64	FEB. 27	@ Pittsburgh	3-2	L	15-40-9	39
25	DEC. 2	NY ISLANDERS	4-0	L	7-14-4	18	65	FEB. 29	VANCOUVER	3-3	T	15-40-10	40
26	DEC. 4	@ St. Louis	4-2	W	8-14-4	20	66	MAR. 2	CHICAGO	3-2	L	15-41-10	40
27	DEC. 5	@ Detroit	6-4	L	8-15-4	20	67	MAR. 4	@ Vancouver	2-1	L	15-42-10	40
28	DEC. 7	EDMONTON	8-3	W	9-15-4	22	68	MAR. 9	ATLANTA	5-2	L	15-43-10	40
29	DEC. 9	ATLANTA	5-4	L	9-16-4	22	69	MAR. 12	BUFFALO	3-3	T	15-43-11	41
30	DEC. 12	@ Quebec	5-0	L	9-17-4	22	70	MAR. 14	MONTREAL	4-3	L	15-44-11	41
31	DEC. 15	MONTREAL	6-2	W	10-17-4	24	71	MAR. 16	@ Detroit	6-2	W	16-44-11	43
32	DEC. 16	@ Edmonton	4-3	W	11-17-4	26	72	MAR. 19	@ Toronto	9-1	L	16-45-11	43
33	DEC. 19	BUFFALO	3-2	L	11-18-4	26	73	MAR. 21	NY RANGERS	4-2	W	17-45-11	45
34	DEC. 21	CHICAGO	4-1	W	12-18-4	28	74	MAR. 23	PITTSBURGH	4-2	L	17-46-11	45
35	DEC. 26	@ Minnesota	6-0	L	12-19-4	28	75	MAR. 26	HARTFORD	7-0	W	18-46-11	47
36	DEC. 28	PHILADELPHIA	5-3	L	12-20-4	28	76	MAR. 28	MINNESOTA	2-1	L	18-47-11	47
37	DEC. 29	@ Toronto	6-1	L	12-21-4	28	77	MAR. 30	@ Boston	3-1	L	18-48-11	47
38	DEC. 31	@ Buffalo	6-2	L	12-22-4	28	78	APR. 2	@ Chicago	5-2	W	19-48-11	49
39	JAN. 4	BOSTON	2-1	L	12-23-4	28	79	APR. 5	@ St. Louis	6-0	L	19-49-11	49
40	JAN. 6	LOS ANGELES	4-4	T	12-23-5	29	80	APR. 6	COLORADO	3-2	W	20-49-11	51



9-57-14 (32 points), 6th Smythe Division

PLAYER	GP	G	A	PTS	PIM
Dave Christian	80	28	43	71	22
Morris Lukowich	80	33	34	67	90
Norm Dupont	80	27	26	53	8
Ron Wilson	77	18	33	51	55
Daniel Geoffrion	78	20	26	46	82
Dave Babych	69	6	38	44	90
Willy Lindstrom	72	22	13	35	45
Tim Trimper	56	15	14	29	28
Rick Bowness	45	8	17	25	45
Moe Mantha	58	2	23	25	35
*Doug Lecuyer	45	6	17	23	66
Barry Long	65	6	17	23	42
Peter Sullivan	47	4	19	23	20
Kris Manery	47	13	9	22	24
Don Spring	80	1	18	19	18
Doug Smail	30	10	8	18	45
Anders Steen	42	5	11	16	22
#Peter Marsh	24	6	7	13	9
*Rick Dudley	30	5	5	10	28
Jimmy Mann	37	3	3	6	105
Mark Plantery	25	1	5	6	14

GOALTENDER	GP	MIN	GAA	W-L-T	SO	GA	SA	SV%
Markus Mattsson	31	1707	4.50	3-21-4	1	128	965	.867
Pierre Hamel	29	1623	4.73	3-20-4	0	128	925	.862
*Michel Dion	14	757	4.83	3-6-3	0	61	447	.864
Lindsay Middlebrook	14	653	5.97	0-9-3	0	65	405	.840
Ron Loustel	1	60	10.00	0-1-0	0	10	51	.804

* - Acquired during season # - Relocated during season

#	DATE	H/R OPPONENT	SCORE	RES	RECORD	PTS
1	OCT. 10	@ Washington	4-1	L	0-1-0	0
2	OCT. 11	@ Pittsburgh	5-4	L	0-2-0	0
3	OCT. 17	CHICAGO	6-2	W	1-2-0	2
4	OCT. 19	QUEBEC	4-4	T	1-2-1	3
5	OCT. 22	@ Buffalo	7-4	L	1-3-1	3
6	OCT. 25	@ Minnesota	4-1	L	1-4-1	3
7	OCT. 26	BOSTON	7-7	T	1-4-2	4
8	OCT. 29	@ Chicago	8-4	L	1-5-2	4
9	OCT. 31	PITTSBURGH	6-5	L	1-6-2	4
10	NOV. 2	WASHINGTON	4-4	T	1-6-3	5
11	NOV. 5	CALGARY	5-5	T	1-6-4	6
12	NOV. 7	EDMONTON	4-2	L	1-7-4	6
13	NOV. 9	TORONTO	7-4	L	1-8-4	6
14	NOV. 12	@ Quebec	5-1	L	1-9-4	6
15	NOV. 13	@ Boston	5-5	T	1-9-5	7
16	NOV. 16	MONTREAL	5-1	L	1-10-5	7
17	NOV. 18	@ Vancouver	6-1	L	1-11-5	7
18	NOV. 19	@ Los Angeles	7-2	L	1-12-5	7
19	NOV. 21	BUFFALO	4-2	L	1-13-5	7
20	NOV. 23	@ Philadelphia	3-1	L	1-14-5	7
21	NOV. 24	@ NY Islanders	4-4	T	1-14-6	8
22	NOV. 26	@ Hartford	8-4	L	1-15-6	8
23	NOV. 28	ST. LOUIS	1-1	T	1-15-7	9
24	NOV. 30	CALGARY	4-1	L	1-16-7	9
25	DEC. 3	NY RANGERS	4-3	L	1-17-7	9
26	DEC. 4	@ Calgary	3-1	L	1-18-7	9
27	DEC. 6	@ St. Louis	5-2	L	1-19-7	9
28	DEC. 10	HARTFORD	8-5	L	1-20-7	9
29	DEC. 13	@ Minnesota	4-3	L	1-21-7	9
30	DEC. 14	NY ISLANDERS	5-4	L	1-22-7	9
31	DEC. 16	@ NY Islanders	6-2	L	1-23-7	9
32	DEC. 17	@ NY Rangers	8-2	L	1-24-7	9
33	DEC. 20	@ St. Louis	5-2	L	1-25-7	9
34	DEC. 23	COLORADO	5-4	W	2-25-7	11
35	DEC. 26	MINNESOTA	5-3	L	2-26-7	11
36	DEC. 28	DETROIT	4-3	L	2-27-7	11
37	DEC. 31	WASHINGTON	5-3	L	2-28-7	11
38	JAN. 2	PHILADELPHIA	4-3	W	3-28-7	13
39	JAN. 5	BOSTON	4-1	L	3-29-7	13
40	JAN. 7	@ Toronto	8-2	W	4-29-7	15

#	DATE	H/R OPPONENT	SCORE	RES	RECORD	PTS
41	JAN. 9	VANCOUVER	4-4	T	4-29-8	16
42	JAN. 10	HARTFORD	5-3	L	4-30-8	16
43	JAN. 13	@ Quebec	3-3	T	4-30-9	17
44	JAN. 15	@ Montreal	7-3	L	4-31-9	17
45	JAN. 17	@ Calgary	4-2	L	4-32-9	17
46	JAN. 18	TORONTO	5-4	L	4-33-9	17
47	JAN. 21	NY RANGERS	5-1	W	5-33-9	19
48	JAN. 23	@ Colorado	2-2	T	5-33-10	20
49	JAN. 27	@ Washington	4-3	L	5-34-10	20
50	JAN. 29	@ Boston	7-6	L	5-35-10	20
51	JAN. 31	@ Toronto	2-0	W	6-35-10	22
52	FEB. 1	@ Buffalo	4-0	L	6-36-10	22
53	FEB. 4	PITTSBURGH	3-2	L	6-37-10	22
54	FEB. 6	@ Edmonton	10-4	L	6-38-10	22
55	FEB. 8	@ Chicago	9-1	L	6-39-10	22
56	FEB. 12	@ NY Rangers	8-6	L	6-40-10	22
57	FEB. 15	QUEBEC	4-3	W	7-40-10	24
58	FEB. 17	@ Detroit	6-4	L	7-41-10	24
59	FEB. 18	@ Hartford	3-3	T	7-41-11	25
60	FEB. 20	MINNESOTA	5-3	L	7-42-11	25
61	FEB. 21	EDMONTON	5-1	L	7-43-11	25
62	FEB. 25	@ Pittsburgh	4-3	L	7-44-11	25
63	FEB. 27	PHILADELPHIA	6-3	L	7-45-11	25
64	MAR. 1	DETROIT	4-4	T	7-45-12	26
65	MAR. 4	@ Montreal	9-3	L	7-46-12	26
66	MAR. 5	@ Philadelphia	10-1	L	7-47-12	26
67	MAR. 7	MONTREAL	4-2	W	8-47-12	28
68	MAR. 8	LOS ANGELES	4-1	L	8-48-12	28
69	MAR. 11	NY ISLANDERS	6-3	L	8-49-12	28
70	MAR. 13	BUFFALO	5-2	L	8-50-12	28
71	MAR. 15	CHICAGO	8-2	L	8-51-12	28
72	MAR. 18	COLORADO	4-3	W	9-51-12	30
73	MAR. 21	@ Detroit	5-4	L	9-52-12	30
74	MAR. 22	LOS ANGELES	7-5	L	9-53-12	30
75	MAR. 27	VANCOUVER	10-2	L	9-54-12	30
76	MAR. 29	@ Colorado	2-1	L	9-55-12	30
77	MAR. 31	@ Los Angeles	7-3	L	9-56-12	30
78	APR. 1	@ Vancouver	4-4	T	9-56-13	31
79	APR. 4	@ Edmonton	7-2	L	9-57-13	31
80	APR. 5	ST. LOUIS	5-5	T	9-57-14	32



33-33-14 (80 points), 2nd Norris Division

PLAYER	GP	G	A	PTS	PIM	PLAYER	GP	G	A	PTS	PIM
Dale Hawerchuk	80	45	58	103	47	Ron Wilson	39	3	13	16	49
Morris Lukowich	77	43	49	92	102	Don Spring	78	0	16	16	21
Dave Christian	80	25	51	76	28	Craig Levie	40	4	9	13	48
David Babych	79	19	49	68	92	Moe Mantha	25	0	12	12	28
Paul MacLean	74	36	25	61	106	Bryan Maxwell	45	1	9	10	110
Willy Lindstrom	74	32	27	59	33	Scott Arniel	17	1	8	9	14
Lucien DeBlois	65	25	27	52	87	Serge Savard	47	2	5	7	26
Thomas Steen	73	15	29	44	42	Jimmy Mann	37	3	2	5	79
Bengt Lundholm	66	14	30	44	10	Ed Staniowski	45	0	5	5	4
Normand Dupont	62	13	25	38	22	Barry Legge	38	1	2	3	57
Doug Smail	72	17	18	35	55	Barry Long	5	0	2	2	4
Larry Hopkins	41	10	15	25	22	Doug Soetaert	39	0	2	2	14
Tim Watters	69	2	22	24	97	Dan Geoffrion	1	0	0	0	5
Tim Trimper	74	8	8	16	100	Murray Eaves	2	0	0	0	0

GOALTENDER	GP	MIN	GAA	W-L-T	SO	GA	SA	SV%
Ed Staniowski	45	2643	3.95	20-19-6	1	174	1412	.877
Doug Soetaert	39	2157	4.31	13-14-8	2	155	1184	.869

* - Acquired during season # - Relocated during season

#	DATE	H/R	OPPONENT	SCORE	RES	RECORD	PTS
1	OCT. 6		TORONTO	6-1	L	0-1-0	0
2	OCT. 9		NY RANGERS	8-3	W	1-1-0	2
3	OCT. 14	@	Edmonton	4-2	W	2-1-0	4
4	OCT. 15	@	Calgary	5-4	W	3-1-0	6
5	OCT. 18		COLORADO	4-3	L	3-2-0	6
6	OCT. 21	@	Buffalo	2-2	T	3-2-1	7
7	OCT. 23		CHICAGO	5-5	T	3-2-2	8
8	OCT. 25		LOS ANGELES	9-4	W	4-2-2	10
9	OCT. 28	@	Chicago	7-6	L	4-3-2	10
10	OCT. 31	@	Toronto	6-5	W	5-3-2	12
11	NOV. 3	@	Colorado	5-3	W	6-3-2	14
12	NOV. 6		CHICAGO	4-3	W	7-3-2	16
13	NOV. 8	@	Vancouver	5-1	L	7-4-2	16
14	NOV. 10		NY ISLANDERS	5-3	L	7-5-2	16
15	NOV. 11	@	Minnesota	15-2	L	7-6-2	16
16	NOV. 14	@	Los Angeles	3-2	W	8-6-2	18
17	NOV. 17	@	Calgary	6-4	L	8-7-2	18
18	NOV. 18		MINNESOTA	6-4	L	8-8-2	18
19	NOV. 21	@	St. Louis	1-1	T	8-8-3	19
20	NOV. 22		ST. LOUIS	5-4	W	9-8-3	21
21	NOV. 25		COLORADO	7-2	W	10-8-3	23
22	NOV. 27		MINNESOTA	5-5	T	10-8-4	24
23	NOV. 29		EDMONTON	10-2	L	10-9-4	24
24	DEC. 1	@	Philadelphia	2-1	L	10-10-4	24
25	DEC. 2	@	Pittsburgh	4-2	L	10-11-4	24
26	DEC. 4	@	Washington	7-3	L	10-12-4	24
27	DEC. 6		NY ISLANDERS	5-2	W	11-12-4	26
28	DEC. 9	@	Toronto	3-3	T	11-12-5	27
29	DEC. 11		MONTREAL	5-5	T	11-12-6	28
30	DEC. 13		DETROIT	2-1	L	11-13-6	28
31	DEC. 16	@	Chicago	3-3	T	11-13-7	29
32	DEC. 17	@	Minnesota	4-2	W	12-13-7	31
33	DEC. 19		TORONTO	8-4	L	12-14-7	31
34	DEC. 20		ST. LOUIS	5-4	W	13-14-7	33
35	DEC. 22	@	NY Islanders	5-2	L	13-15-7	33
36	DEC. 23	@	NY Rangers	5-2	L	13-16-7	33
37	DEC. 26		CHICAGO	3-2	L	13-17-7	33
38	DEC. 27		DETROIT	2-2	T	13-17-8	34
39	DEC. 30		HARTFORD	6-1	L	13-18-8	34
40	JAN. 3		BOSTON	8-5	L	13-19-8	34

#	DATE	H/R	OPPONENT	SCORE	RES	RECORD	PTS
41	JAN. 6	@	Hartford	5-3	W	14-19-8	36
42	JAN. 7	@	Boston	8-6	L	14-20-8	36
43	JAN. 9	@	Detroit	4-2	W	15-20-8	38
44	JAN. 10		MONTREAL	4-4	T	15-20-9	39
45	JAN. 13		PITTSBURGH	6-1	W	16-20-9	41
46	JAN. 15		NY RANGERS	4-4	T	16-20-10	42
47	JAN. 17		QUEBEC	7-5	L	16-21-10	42
48	JAN. 20		WASHINGTON	3-0	W	17-21-10	44
49	JAN. 22		CHICAGO	6-5	W	18-21-10	46
50	JAN. 26	@	Detroit	3-3	T	18-21-11	47
51	JAN. 27	@	Toronto	4-3	W	19-21-11	49
52	JAN. 30	@	Pittsburgh	2-1	L	19-22-11	49
53	FEB. 2	@	St. Louis	10-6	L	19-23-11	49
54	FEB. 5		CALGARY	6-4	W	20-23-11	51
55	FEB. 10	@	Buffalo	4-3	L	20-24-11	51
56	FEB. 13	@	Montreal	7-3	L	20-25-11	51
57	FEB. 16	@	Quebec	7-3	L	20-26-11	51
58	FEB. 19		QUEBEC	4-4	T	20-26-12	52
59	FEB. 21		WASHINGTON	6-3	L	20-27-12	52
60	FEB. 24		PHILADELPHIA	6-2	W	21-27-12	54
61	FEB. 26		BUFFALO	4-4	T	21-27-13	55
62	FEB. 28		ST. LOUIS	5-2	W	22-27-13	57
63	MAR. 2	@	Philadelphia	7-6	W	23-27-13	59
64	MAR. 3	@	Chicago	4-2	W	24-27-13	61
65	MAR. 5		DETROIT	2-0	W	25-27-13	63
66	MAR. 7		VANCOUVER	5-2	W	26-27-13	65
67	MAR. 10	@	Hartford	6-2	L	26-28-13	65
68	MAR. 11	@	Boston	7-4	L	26-29-13	65
69	MAR. 13	@	Toronto	10-2	W	27-29-13	67
70	MAR. 16	@	St. Louis	7-3	W	28-29-13	69
71	MAR. 17	@	Minnesota	3-2	W	29-29-13	71
72	MAR. 20		TORONTO	7-0	W	30-29-13	73
73	MAR. 21		DETROIT	8-2	W	31-29-13	75
74	MAR. 24		LOS ANGELES	5-3	W	32-29-13	77
75	MAR. 26		ST. LOUIS	4-4	T	32-29-14	78
76	MAR. 28	@	Vancouver	5-0	L	32-30-14	78
77	MAR. 30	@	Minnesota	7-5	W	33-30-14	80
78	MAR. 31	@	Detroit	4-2	L	33-31-14	80
79	APR. 2		MINNESOTA	5-2	L	33-32-14	80
80	APR. 4	@	Edmonton	2-1	L	33-33-14	80



33-39-8 (74 points), 4th Smythe Division

PLAYER	GP	G	A	PTS	PIM
Dale Hawerchuk	79	40	51	91	31
Paul MacLean	80	32	44	76	121
Dave Babych	79	13	61	74	56
Thomas Steen	75	26	33	59	60
Lucien DeBlois	79	27	27	54	69
Brian Mullen	80	24	26	50	14
#Willy Lindstrom	63	20	25	45	8
Dave Christian	55	18	26	44	23
Doug Smail	80	15	29	44	32
Morris Lukowich	69	22	21	43	67
Bengt Lundholm	58	14	28	42	16
Normand Dupont	39	7	16	23	6
Tim Watters	77	5	18	23	98
Bryan Maxwell	54	7	13	20	131
Serge Savard	76	4	16	20	29

PLAYER	GP	G	A	PTS	PIM
Scott Arniel	75	13	5	18	46
Don Spring	80	0	16	16	37
Ron Wilson	12	6	3	9	4
Craig Levie	22	4	5	9	31
Moe Mantha	21	2	7	9	6
Murray Eaves	26	2	7	9	2
*Laurie Boschman	12	3	5	8	36
Larry Hopkins	12	3	1	4	4
Wade Campbell	42	1	2	3	50
Ed Staniowski	17	0	1	1	0
Brian Hayward	24	0	1	1	0
Jimmy Mann	40	0	1	1	73
Doug Soetaert	44	0	1	1	10
Jim Kyte	2	0	0	0	0
Tim Trimper	5	0	0	0	0

GOALTENDER	GP	MIN	GAA	W-L-T	SO	GA	SA	SV%
Brian Hayward	24	1440	3.71	10-12-2	1	89	786	.887
Doug Soetaert	44	2533	4.12	19-19-6	0	174	1328	.869
Ed Staniowski	17	827	4.72	4-8-0	1	65	417	.844

* - Acquired during season # - Relocated during season

#	DATE	H/R	OPPONENT	SCORE	RES	RECORD	PTS	#	DATE	H/R	OPPONENT	SCORE	RES	RECORD	PTS
1	OCT. 6		MINNESOTA	5-4	L	0-1-0	0	41	JAN. 9		PITTSBURGH	4-3	W	18-19-4	40
2	OCT. 9	@	Detroit	8-0	W	1-1-0	2	42	JAN. 11	@	NY Islanders	4-1	L	18-20-4	40
3	OCT. 10	@	Chicago	5-3	W	2-1-0	4	43	JAN. 12	@	NY Rangers	5-5	T	18-20-5	41
4	OCT. 12		LOS ANGELES	5-4	W	3-1-0	6	44	JAN. 14		ST. LOUIS	4-2	L	18-21-5	41
5	OCT. 14	@	St. Louis	5-2	W	4-1-0	8	45	JAN. 16	@	Vancouver	6-4	L	18-22-5	41
6	OCT. 17		CALGARY	5-5	T	4-1-1	9	46	JAN. 19		TORONTO	6-3	W	19-22-5	43
7	OCT. 22		NEW JERSEY	3-1	W	5-1-1	11	47	JAN. 21		NY RANGERS	4-1	W	20-22-5	45
8	OCT. 24		EDMONTON	9-5	W	6-1-1	13	48	JAN. 23	@	Buffalo	5-2	L	20-23-5	45
9	OCT. 27		LOS ANGELES	7-3	W	7-1-1	15	49	JAN. 25	@	Quebec	6-3	L	20-24-5	45
10	OCT. 31		PHILADELPHIA	3-2	L	7-2-1	15	50	JAN. 27	@	Philadelphia	5-2	L	20-25-5	45
11	NOV. 3	@	Edmonton	7-2	L	7-3-1	15	51	JAN. 29	@	Hartford	2-2	T	20-25-6	46
12	NOV. 4	@	Calgary	7-5	L	7-4-1	15	52	JAN. 31	@	Boston	2-2	T	20-25-7	47
13	NOV. 7		CALGARY	7-5	L	7-5-1	15	53	FEB. 2		PHILADELPHIA	6-3	L	20-26-7	47
14	NOV. 13		VANCOUVER	3-2	W	8-5-1	17	54	FEB. 4		PITTSBURGH	6-4	W	21-26-7	49
15	NOV. 14		VANCOUVER	6-5	W	9-5-1	19	55	FEB. 6		MONTREAL	2-0	L	21-27-7	49
16	NOV. 17		BUFFALO	7-2	L	9-6-1	19	56	FEB. 10	@	Montreal	5-3	L	21-28-7	49
17	NOV. 19		WASHINGTON	3-3	T	9-6-2	20	57	FEB. 12	@	Detroit	4-2	W	22-28-7	51
18	NOV. 24		CHICAGO	7-5	L	9-7-2	20	58	FEB. 13	@	Washington	6-1	L	22-29-7	51
19	NOV. 26		EDMONTON	6-5	L	9-8-2	20	59	FEB. 15		VANCOUVER	7-4	W	23-29-7	53
20	NOV. 27	@	Toronto	6-3	W	10-8-2	22	60	FEB. 18		BOSTON	6-5	W	24-29-7	55
21	NOV. 29	@	Montreal	9-4	L	10-9-2	22	61	FEB. 20	@	NY Rangers	9-4	L	24-30-7	55
22	NOV. 30	@	Quebec	8-6	L	10-10-2	22	62	FEB. 22	@	NY Islanders	2-2	T	24-30-8	56
23	DEC. 3		NY ISLANDERS	4-2	W	11-10-2	24	63	FEB. 23	@	Pittsburgh	6-4	L	24-31-8	56
24	DEC. 4	@	Minnesota	4-1	L	11-11-2	24	64	FEB. 25		HARTFORD	5-3	W	25-31-8	58
25	DEC. 6	@	New Jersey	5-3	W	12-11-2	26	65	FEB. 27	@	Edmonton	3-0	L	25-32-8	58
26	DEC. 7	@	Washington	3-3	T	12-11-3	27	66	MAR. 2		VANCOUVER	3-0	L	25-33-8	58
27	DEC. 10		CALGARY	6-4	L	12-12-3	27	67	MAR. 5	@	Vancouver	5-4	L	25-34-8	58
28	DEC. 11		LOS ANGELES	4-3	W	13-12-3	29	68	MAR. 6	@	Vancouver	6-2	L	25-35-8	58
29	DEC. 14	@	St. Louis	4-3	W	14-12-3	31	69	MAR. 9		BUFFALO	6-0	W	26-35-8	60
30	DEC. 15	@	Chicago	10-3	L	14-13-3	31	70	MAR. 10	@	Calgary	6-3	L	26-36-8	60
31	DEC. 17		HARTFORD	2-0	L	14-14-3	31	71	MAR. 13	@	Los Angeles	6-5	W	27-36-8	62
32	DEC. 19		NEW JERSEY	3-2	L	14-15-3	31	72	MAR. 15	@	Los Angeles	4-3	L	27-37-8	62
33	DEC. 21	@	Los Angeles	4-2	W	15-15-3	33	73	MAR. 18		TORONTO	7-3	W	28-37-8	64
34	DEC. 26		MINNESOTA	3-2	L	15-16-3	33	74	MAR. 20		QUEBEC	3-2	W	29-37-8	66
35	DEC. 28	@	Vancouver	4-4	T	15-16-4	34	75	MAR. 23		EDMONTON	7-4	W	30-37-8	68
36	DEC. 29	@	Los Angeles	4-3	W	16-16-4	36	76	MAR. 26	@	Calgary	5-2	W	31-37-8	70
37	JAN. 1	@	Edmonton	5-3	L	16-17-4	36	77	MAR. 27		CALGARY	4-3	L	31-38-8	70
38	JAN. 2		BOSTON	6-4	W	17-17-4	38	78	MAR. 30		LOS ANGELES	10-5	W	32-38-8	72
39	JAN. 5		EDMONTON	8-3	L	17-18-4	38	79	APR. 1	@	Edmonton	7-2	L	32-39-8	72
40	JAN. 6	@	Calgary	5-1	L	17-19-4	38	80	APR. 3		DETROIT	8-3	W	33-39-8	74



31-38-11 (73 points), 4th Smythe Division

PLAYER	GP	G	A	PTS	PIM
Dale Hawerchuk	80	37	65	102	73
Lucien DeBlois	80	34	45	79	50
Laurie Boschman	61	28	46	74	234
Paul MacLean	76	40	31	71	155
Thomas Steen	78	20	45	65	69
Brian Mullen	75	21	41	62	28
Dave Babych	66	18	39	57	62
Scott Arniel	80	21	35	56	68
Morris Lukowich	80	30	25	55	71
Moe Mantha	72	16	38	54	67
Doug Smail	66	20	17	37	62
Tim Young	44	15	19	34	25
Andrew McBain	78	11	19	30	37
Tim Watters	74	3	20	23	169
*Robert Picard	62	6	16	22	34
Wade Campbell	79	7	14	21	147
Bengt Lundholm	57	5	14	19	20
Ron Wilson	51	3	12	15	12

PLAYER	GP	G	A	PTS	PIM
*Jordy Douglas	17	4	2	6	8
Don Spring	21	0	4	4	4
Jim Kyte	58	1	2	3	55
#Bryan Maxwell	3	0	3	3	27
*Randy Carlyle	5	0	3	3	2
Doug Soetaert	47	0	3	3	14
Jyrki Seppa	13	0	2	2	6
#Ed Staniowski	1	0	1	1	0
Mike Lauen	3	0	1	1	0
#Jimmy Mann	16	0	1	1	54
Brian Hayward	28	0	1	1	2
Bobby Dollas	1	0	0	0	0
Murray Eaves	2	0	0	0	0
Tim Trimper	5	0	0	0	0
Marc Behrend	6	0	0	0	0
*Mike Veisor	8	0	0	0	0
John Gibson	11	0	0	0	14

GOALTENDER	GP	MIN	GAA	W-L-T	SO	GA	SA	SV%
*Mike Veisor	8	420	3.71	4-1-2	0	26	172	.849
Doug Soetaert	47	2539	4.30	18-15-7	0	182	1385	.869
Brian Hayward	28	1530	4.86	7-18-2	0	124	860	.856
Marc Behrend	6	351	5.47	2-4-0	0	32	184	.826
#Ed Staniowski	1	40	12.00	0-0-0	0	8	20	.600

* - Acquired during season # - Relocated during season

#	DATE	H/R	OPPONENT	SCORE	RES	RECORD	PTS	#	DATE	H/R	OPPONENT	SCORE	RES	RECORD	PTS
1	OCT. 5		DETROIT	6-6	T	0-0-1	0	41	JAN. 8		HARTFORD	4-3	W	15-21-5	35
2	OCT. 7		EDMONTON	8-6	L	0-1-1	1	42	JAN. 11	@	Calgary	9-5	L	15-22-5	35
3	OCT. 9		CALGARY	1-1	T	0-1-2	2	43	JAN. 13		LOS ANGELES	7-7	T	15-22-6	36
4	OCT. 12	@	Pittsburgh	4-3	W	1-1-2	4	44	JAN. 15		LOS ANGELES	4-4	T	15-22-7	37
5	OCT. 13	@	Philadelphia	4-3	L	1-2-2	4	45	JAN. 17	@	Washington	8-3	L	15-23-7	37
6	OCT. 15	@	Minnesota	2-1	L	1-3-2	4	46	JAN. 18	@	Pittsburgh	5-4	W	16-23-7	39
7	OCT. 19		MONTREAL	12-2	L	1-4-2	4	47	JAN. 20		VANCOUVER	6-6	T	16-23-8	40
8	OCT. 23	@	Buffalo	5-2	L	1-5-2	4	48	JAN. 22		VANCOUVER	6-4	W	17-23-8	42
9	OCT. 25	@	NY Islanders	4-2	W	2-5-2	6	49	JAN. 24	@	Quebec	5-3	W	18-23-8	44
10	OCT. 26	@	NY Rangers	7-5	W	3-5-2	8	50	JAN. 26	@	Hartford	6-2	W	19-23-8	46
11	OCT. 28	@	Calgary	7-1	L	3-6-2	8	51	JAN. 28	@	Boston	5-2	L	19-24-8	46
12	OCT. 30		WASHINGTON	7-3	L	3-7-2	8	52	FEB. 3		CHICAGO	7-3	W	20-24-8	48
13	NOV. 2		PITTSBURGH	6-3	L	3-8-2	8	53	FEB. 5		MONTREAL	2-2	T	20-24-9	49
14	NOV. 4		TORONTO	8-2	W	4-8-2	10	54	FEB. 8		NY RANGERS	3-1	L	20-25-9	49
15	NOV. 6		EDMONTON	8-5	L	4-9-2	10	55	FEB. 12		DETROIT	2-2	T	20-25-10	50
16	NOV. 9	@	Vancouver	7-2	W	5-9-2	12	56	FEB. 15	@	Edmonton	7-4	L	20-26-10	50
17	NOV. 11	@	Vancouver	4-2	L	5-10-2	12	57	FEB. 17		QUEBEC	6-3	L	20-27-10	50
18	NOV. 13		PHILADELPHIA	3-2	W	6-10-2	14	58	FEB. 19		WASHINGTON	4-3	W	21-27-10	52
19	NOV. 16		BUFFALO	6-5	L	6-11-2	14	59	FEB. 22	@	New Jersey	8-5	W	22-27-10	54
20	NOV. 19	@	Minnesota	8-7	L	6-12-2	14	60	FEB. 23	@	Montreal	5-3	W	23-27-10	56
21	NOV. 21	@	Edmonton	7-6	L	6-13-2	14	61	FEB. 25		BOSTON	5-2	W	24-27-10	58
22	NOV. 23		VANCOUVER	4-1	L	6-14-2	14	62	FEB. 27		EDMONTON	6-5	L	24-28-10	58
23	NOV. 24	@	Calgary	4-4	T	6-14-3	15	63	FEB. 29		NY ISLANDERS	4-3	L	24-29-10	58
24	NOV. 29	@	Los Angeles	6-5	W	7-14-3	17	64	MAR. 3	@	Detroit	6-1	L	24-30-10	58
25	DEC. 1	@	Los Angeles	6-5	W	8-14-3	19	65	MAR. 6	@	Los Angeles	7-3	W	25-30-10	60
26	DEC. 4		LOS ANGELES	7-5	W	9-14-3	21	66	MAR. 7	@	Vancouver	4-3	L	25-31-10	60
27	DEC. 7	@	New Jersey	6-3	L	9-15-3	21	67	MAR. 9		NY RANGERS	6-5	L	25-32-10	60
28	DEC. 10	@	Hartford	5-5	T	9-15-4	22	68	MAR. 11		QUEBEC	6-5	W	26-32-10	62
29	DEC. 11	@	Boston	4-2	L	9-16-4	22	69	MAR. 12	@	Toronto	8-7	W	27-32-10	64
30	DEC. 14	@	Toronto	8-4	W	10-16-4	24	70	MAR. 14		CHICAGO	6-4	W	28-32-10	66
31	DEC. 16		NEW JERSEY	4-1	W	11-16-4	26	71	MAR. 16		LOS ANGELES	5-4	W	29-32-10	68
32	DEC. 18		EDMONTON	7-5	L	11-17-4	26	72	MAR. 18		CALGARY	4-3	L	29-33-10	68
33	DEC. 19	@	Calgary	7-6	L	11-18-4	26	73	MAR. 20	@	St. Louis	9-3	L	29-34-10	68
34	DEC. 21	@	Edmonton	7-4	L	11-19-4	26	74	MAR. 21	@	Chicago	6-2	L	29-35-10	68
35	DEC. 23		ST. LOUIS	6-3	W	12-19-4	28	75	MAR. 23		VANCOUVER	4-3	L	29-36-10	68
36	DEC. 26		MINNESOTA	5-1	W	13-19-4	30	76	MAR. 25	@	Edmonton	3-2	L	29-37-10	68
37	DEC. 30		NY ISLANDERS	4-3	W	14-19-4	32	77	MAR. 27	@	Los Angeles	3-3	T	29-37-11	69
38	JAN. 1		CALGARY	3-3	T	14-19-5	33	78	MAR. 28	@	Vancouver	5-1	L	29-38-11	69
39	JAN. 4	@	Buffalo	9-4	L	14-20-5	33	79	MAR. 30		ST. LOUIS	2-1	W	30-38-11	71
40	JAN. 5	@	Philadelphia	7-6	L	14-21-5	33	80	APR. 1		CALGARY	3-2	W	31-38-11	73



43-27-10 (96 points), 2nd Smythe Division

PLAYER	GP	G	A	PTS	PIM
Dale Hawerchuk	80	53	77	130	74
Paul MacLean	79	41	60	101	119
Thomas Steen	79	30	54	84	80
Laurie Boschman	80	32	44	76	180
Brian Mullen	69	32	39	71	32
Doug Smail	80	31	35	66	45
Dave Babych	78	13	49	62	78
Randy Carlyle	71	13	38	51	98
Scott Arniel	79	22	22	44	81
Perry Turnbull	66	22	21	43	130
Dave Ellett	80	11	27	38	85
Robert Picard	78	12	22	34	107
Bengt Lundholm	78	12	18	30	20
Andrew McBain	77	7	15	22	45
Tim Watters	63	2	20	22	74

GOALTENDER	GP	MIN	GAA	W-L-T	SO	GA	SA	SV%
Brian Hayward	61	3481	3.86	33-17-8	0	224	1814	.877
Mark Holden	4	213	4.23	2-0-0	0	15	104	.856
Marc Behrend	23	1173	4.45	8-10-2	1	87	624	.861

* - Acquired during season # - Relocated during season

PLAYER	GP	G	A	PTS	PIM
Ron Wilson	75	10	9	19	31
*Jim Nill	20	8	8	16	38
#Morris Lukowich	47	5	9	14	31
Wade Campbell	40	1	6	7	21
Brian Hayward	61	0	4	4	10
Murray Eaves	3	0	3	3	0
Jim Kyte	71	0	3	3	111
Jordy Douglas	7	0	2	2	0
Paul Pooley	12	0	2	2	0
Tom Martin	8	1	0	1	42
Mark Holden	4	0	1	1	0
Peter Taglianetti	1	0	0	0	0
Dan McFall	2	0	0	0	0
Bobby Dollas	9	0	0	0	0
Marc Behrend	23	0	0	0	0

#	DATE	H/R	OPPONENT	SCORE	RES	RECORD	PTS
1	OCT. 14		TORONTO	5-2	W	1-0-0	2
2	OCT. 17	@	Calgary	7-4	L	1-1-0	2
3	OCT. 19		EDMONTON	7-4	L	1-2-0	2
4	OCT. 21		BOSTON	3-2	W	2-2-0	4
5	OCT. 24		HARTFORD	8-4	W	3-2-0	6
6	OCT. 27		LOS ANGELES	2-2	T	3-2-1	7
7	OCT. 29		LOS ANGELES	5-3	L	3-3-1	7
8	NOV. 1	@	PHILADELPHIA	7-4	W	4-3-1	9
9	NOV. 2	@	Detroit	3-3	T	4-3-2	10
10	NOV. 4		EDMONTON	2-1	L	4-4-2	10
11	NOV. 6	@	Quebec	5-3	L	4-5-2	10
12	NOV. 7	@	Hartford	3-0	W	5-5-2	12
13	NOV. 9		VANCOUVER	7-5	W	6-5-2	14
14	NOV. 11		BUFFALO	3-2	W	7-5-2	16
15	NOV. 14		PITTSBURGH	4-3	L	7-6-2	16
16	NOV. 16		CALGARY	6-2	L	7-7-2	16
17	NOV. 17	@	Toronto	5-3	W	8-7-2	18
18	NOV. 21	@	Edmonton	7-5	L	8-8-2	18
19	NOV. 23	@	Vancouver	5-1	W	9-8-2	20
20	NOV. 24	@	Los Angeles	9-5	W	10-8-2	22
21	NOV. 27	@	Los Angeles	5-3	W	11-8-2	24
22	NOV. 30		NY ISLANDERS	5-2	L	11-9-2	24
23	DEC. 2		CALGARY	8-6	W	12-9-2	26
24	DEC. 4	@	St. Louis	2-2	T	12-9-3	27
25	DEC. 7	@	Washington	7-5	W	13-9-3	29
26	DEC. 9		MINNESOTA	4-2	W	14-9-3	31
27	DEC. 11		PHILADELPHIA	5-4	W	15-9-3	33
28	DEC. 12	@	Calgary	9-2	L	15-10-3	33
29	DEC. 14		TORONTO	6-4	W	16-10-3	35
30	DEC. 16		DETROIT	5-2	W	17-10-3	37
31	DEC. 18	@	NY Islanders	7-4	L	17-11-3	37
32	DEC. 19	@	NY Rangers	5-4	W	18-11-3	39
33	DEC. 22		LOS ANGELES	6-2	W	19-11-3	41
34	DEC. 23		LOS ANGELES	4-4	T	19-11-4	42
35	DEC. 26	@	Minnesota	4-0	L	19-12-4	42
36	DEC. 28	@	Buffalo	4-0	L	19-13-4	42
37	DEC. 30		BOSTON	5-3	L	19-14-4	42
38	JAN. 1		CALGARY	5-3	L	19-15-4	42
39	JAN. 4	@	Edmonton	7-4	L	19-16-4	42
40	JAN. 6		EDMONTON	7-2	L	19-17-4	42
41	JAN. 9		NY RANGERS	6-5	W	20-17-4	44
42	JAN. 12	@	Los Angeles	6-4	L	20-18-4	44
43	JAN. 13	@	Los Angeles	6-5	W	21-18-4	46
44	JAN. 16	@	Chicago	6-3	L	21-19-4	46
45	JAN. 18		ST. LOUIS	6-2	L	21-20-4	46
46	JAN. 19	@	Detroit	8-5	W	22-20-4	48
47	JAN. 21		PITTSBURGH	7-6	W	23-20-4	50
48	JAN. 23	@	Vancouver	6-4	W	24-20-4	52
49	JAN. 25	@	Vancouver	7-4	L	24-21-4	52
50	JAN. 27		PHILADELPHIA	6-2	W	25-21-4	54
51	JAN. 29	@	St. Louis	6-6	T	25-21-5	55
52	JAN. 30	@	Chicago	6-3	W	26-21-5	57
53	FEB. 2	@	Boston	4-3	W	27-21-5	59
54	FEB. 3	@	Washington	6-2	L	27-22-5	59
55	FEB. 6		EDMONTON	6-2	W	28-22-5	61
56	FEB. 8		VANCOUVER	5-5	T	28-22-6	62
57	FEB. 10		VANCOUVER	5-3	L	28-23-6	62
58	FEB. 13		WASHINGTON	5-3	W	29-23-6	64
59	FEB. 16	@	Calgary	8-4	L	29-24-6	64
60	FEB. 17		NEW JERSEY	2-2	T	29-24-7	65
61	FEB. 19		HARTFORD	6-2	L	29-25-7	65
62	FEB. 21	@	NY Islanders	3-2	W	30-25-7	67
63	FEB. 23	@	Montreal	6-4	L	30-26-7	67
64	FEB. 25	@	NY Rangers	12-5	W	31-26-7	69
65	FEB. 27	@	Pittsburgh	6-4	W	32-26-7	71
66	MAR. 3	@	Edmonton	6-3	W	33-26-7	73
67	MAR. 6		MONTREAL	4-2	L	33-27-7	73
68	MAR. 8		QUEBEC	6-3	W	34-27-7	75
69	MAR. 10		NEW JERSEY	7-1	W	35-27-7	77
70	MAR. 12	@	New Jersey	6-3	W	36-27-7	79
71	MAR. 14	@	Montreal	4-1	W	37-27-7	81
72	MAR. 15	@	Quebec	3-2	W	38-27-7	83
73	MAR. 17		BUFFALO	5-3	W	39-27-7	85
74	MAR. 20		MINNESOTA	5-2	W	40-27-7	87
75	MAR. 23		VANCOUVER	6-4	W	41-27-7	89
76	MAR. 27	@	Vancouver	5-3	W	42-27-7	91
77	MAR. 29		CHICAGO	5-5	T	42-27-8	92
78	MAR. 31		CALGARY	4-4	T	42-27-9	93
79	APR. 6	@	Edmonton	6-5	W	43-27-9	95
80	APR. 7	@	Calgary	4-4	T	43-27-10	96



26-47-7 (59 points), 3rd Smythe Division

PLAYER	GP	G	A	PTS	PIM	PLAYER	GP	G	A	PTS	PIM
Dale Hawerchuk	80	46	59	105	44	#Robert Picard	20	2	5	7	17
Laurie Boschman	77	27	42	69	241	Andrew McBain	28	3	3	6	17
Thomas Steen	78	17	47	64	76	Dave Silk	32	2	4	6	63
Brian Mullen	79	28	34	62	38	Bobby Dollas	46	0	5	5	66
Paul MacLean	69	27	29	56	74	Jim Kyte	71	1	3	4	126
Perry Turnbull	80	20	31	51	183	Anssi Melametsa	27	0	3	3	2
Randy Carlyle	68	16	33	49	93	Brian Hayward	52	0	2	2	25
*Ray Neufeld	60	20	28	48	62	Ryan Stewart	3	1	0	1	0
Dave Ellett	80	15	31	46	96	Murray Eaves	4	1	0	1	0
Scott Arniel	80	18	25	43	40	Brad Berry	13	1	0	1	10
Doug Smail	73	16	26	42	32	Paul Pooley	3	0	1	1	0
*Mario Marois	56	4	28	32	110	Dan McFall	7	0	1	1	0
#Dave Babych	19	4	12	16	14	#Wade Campbell	24	0	1	1	27
Tim Watters	56	6	8	14	97	Dan Bouchard	32	0	1	1	38
Jim Nill	61	6	8	14	75	Tom Martin	5	0	0	0	0
Ron Wilson	54	6	7	13	16	Marc Behrend	9	0	0	0	0
*Bill Derlago	27	5	5	10	6	Peter Douris	11	0	0	0	0
Bengt Lundholm	16	3	5	8	6	Peter Taglianetti	18	0	0	0	48

GOALTENDER	GP	MIN	GAA	W-L-T	SO	GA	SA	SV%
Dan Bouchard	32	1696	3.79	11-14-2	2	107	790	.865
Brian Hayward	52	2721	4.79	13-28-5	0	217	1373	.842
Marc Behrend	9	422	5.83	2-5-0	0	41	220	.814

* - Acquired during season # - Relocated during season

#	DATE	H/R	OPPONENT	SCORE	RES	RECORD	PTS	#	DATE	H/R	OPPONENT	SCORE	RES	RECORD	PTS
1	OCT. 10	@	Edmonton	4-3	L	0-1-0	0	41	JAN. 3		MONTREAL	7-3	L	12-25-4	28
2	OCT. 11	@	Calgary	8-3	L	0-2-0	0	42	JAN. 5		VANCOUVER	4-0	W	13-25-4	30
3	OCT. 13		QUEBEC	5-2	L	0-3-0	0	43	JAN. 7		VANCOUVER	2-2	T	13-25-5	31
4	OCT. 16	@	Detroit	4-3	W	1-3-0	2	44	JAN. 11	@	Boston	8-4	L	13-26-5	31
5	OCT. 19	@	Toronto	4-3	W	2-3-0	4	45	JAN. 14	@	Quebec	5-4	W	14-26-5	33
6	OCT. 20		CALGARY	8-5	W	3-3-0	6	46	JAN. 15	@	Montreal	4-0	L	14-27-5	33
7	OCT. 23		EDMONTON	9-3	W	4-3-0	8	47	JAN. 17		CHICAGO	5-1	W	15-27-5	35
8	OCT. 25		WASHINGTON	7-7	T	4-3-1	9	48	JAN. 19		BOSTON	2-1	L	15-28-5	35
9	OCT. 27		DETROIT	5-3	W	5-3-1	11	49	JAN. 22	@	Buffalo	6-3	L	15-29-5	35
10	OCT. 30	@	Edmonton	7-3	L	5-4-1	11	50	JAN. 23	@	Boston	7-5	L	15-30-5	35
11	NOV. 2	@	Minnesota	3-1	W	6-4-1	13	51	JAN. 25	@	Hartford	7-2	L	15-31-5	35
12	NOV. 3		ST. LOUIS	4-3	L	6-5-1	13	52	JAN. 29		BUFFALO	5-3	W	16-31-5	37
13	NOV. 6	@	Buffalo	7-3	L	6-6-1	13	53	FEB. 1		LOS ANGELES	9-6	L	16-32-5	37
14	NOV. 8		NY RANGERS	7-3	L	6-7-1	13	54	FEB. 2		LOS ANGELES	6-3	W	17-32-5	39
15	NOV. 9		VANCOUVER	7-2	L	6-8-1	13	55	FEB. 7	@	Vancouver	5-2	L	17-33-5	39
16	NOV. 13	@	Calgary	3-3	T	6-8-2	14	56	FEB. 9	@	Vancouver	3-3	T	17-33-6	40
17	NOV. 15		NEW JERSEY	5-3	W	7-8-2	16	57	FEB. 12	@	Calgary	4-2	L	17-34-6	40
18	NOV. 17		CALGARY	5-4	L	7-9-2	16	58	FEB. 14		HARTFORD	5-4	W	18-34-6	42
19	NOV. 20		ST. LOUIS	3-1	W	8-9-2	18	59	FEB. 17	@	Philadelphia	8-4	L	18-35-6	42
20	NOV. 22	@	Pittsburgh	8-1	L	8-10-2	18	60	FEB. 19	@	Pittsburgh	5-2	L	18-36-6	42
21	NOV. 23	@	Hartford	8-1	L	8-11-2	18	61	FEB. 21		CHICAGO	5-2	L	18-37-6	42
22	NOV. 26	@	New Jersey	4-3	L	8-12-2	18	62	FEB. 23		QUEBEC	4-2	W	19-37-6	44
23	NOV. 27	@	Philadelphia	6-1	L	8-13-2	18	63	FEB. 26		EDMONTON	8-2	L	19-38-6	44
24	NOV. 29		NY ISLANDERS	4-1	L	8-14-2	18	64	FEB. 28		NY ISLANDERS	6-3	L	19-39-6	44
25	DEC. 1		PHILADELPHIA	2-1	W	9-14-2	20	65	MAR. 2	@	New Jersey	6-4	L	19-40-6	44
26	DEC. 3	@	NY Islanders	4-4	T	9-14-3	21	66	MAR. 3	@	Toronto	6-1	L	19-41-6	44
27	DEC. 4	@	NY Rangers	7-4	L	9-15-3	21	67	MAR. 5		NY RANGERS	4-1	W	20-41-6	46
28	DEC. 7		LOS ANGELES	3-2	L	9-16-3	21	68	MAR. 8	@	Minnesota	4-2	W	21-41-6	48
29	DEC. 8		LOS ANGELES	4-1	L	9-17-3	21	69	MAR. 9		PITTSBURGH	5-3	W	22-41-6	50
30	DEC. 11	@	Vancouver	6-3	W	10-17-3	23	70	MAR. 12		EDMONTON	8-5	L	22-42-6	50
31	DEC. 13		EDMONTON	6-3	L	10-18-3	23	71	MAR. 16		DETROIT	6-0	W	23-42-6	52
32	DEC. 15		TORONTO	3-3	T	10-18-4	24	72	MAR. 18	@	Edmonton	6-2	L	23-43-6	52
33	DEC. 17	@	St. Louis	8-6	L	10-19-4	24	73	MAR. 19		MONTREAL	6-4	W	24-43-6	54
34	DEC. 18	@	Chicago	5-4	L	10-20-4	24	74	MAR. 21	@	Washington	5-3	L	24-44-6	54
35	DEC. 20		WASHINGTON	7-4	W	11-20-4	26	75	MAR. 23		CALGARY	7-4	L	24-45-6	54
36	DEC. 22	@	Edmonton	7-5	W	12-20-4	28	76	MAR. 24		VANCOUVER	8-4	W	25-45-6	56
37	DEC. 23	@	Vancouver	5-3	L	12-21-4	28	77	MAR. 28	@	Calgary	6-3	L	25-46-6	56
38	DEC. 26		MINNESOTA	6-5	L	12-22-4	28	78	MAR. 31	@	Los Angeles	5-2	W	26-46-6	56
39	DEC. 28	@	Los Angeles	5-4	L	12-23-4	28	79	APR. 2	@	Los Angeles	4-4	T	26-46-7	59
40	DEC. 30	@	Los Angeles	4-2	L	12-24-4	28	80	APR. 6		CALGARY	6-4	L	26-47-7	59



40-32-8 (88 points), 3rd Smythe Division

PLAYER	GP	G	A	PTS	PIM
Dale Hawerchuk	80	47	53	100	52
Paul MacLean	72	32	42	74	75
Brian Mullen	69	19	32	51	20
Thomes Steen	75	17	33	50	59
Gilles Hamel	79	27	21	48	24
Dave Ellett	78	13	31	44	53
Mario Marois	79	4	40	44	106
Doug Smail	78	25	18	43	36
Randy Carlyle	71	16	26	42	93
Laurie Boschman	80	17	24	41	152
Ray Neufeld	80	18	18	36	105
Fredrik Olausson	72	7	29	36	26
Andrew McBain	71	11	21	32	106
Tim Watters	63	3	13	16	119
Ron Wilson	80	3	13	16	13
Jim Kyte	72	5	5	10	162
Brad Berry	52	2	8	10	60

PLAYER	GP	G	A	PTS	PIM
#Bill Derlago	30	3	6	9	12
Hannu Jarvenpaa	20	1	8	9	8
Jim Nill	36	3	4	7	52
Perry Turnbull	26	1	5	6	44
*Steve Rooney	30	2	3	5	57
Iain Duncan	6	1	2	3	0
Brad Jones	4	1	0	1	0
Tom Martin	11	1	0	1	49
Craig Endean	2	0	1	1	0
Joel Baillargeon	11	0	1	1	15
Randy Gilhen	2	0	0	0	0
Peter Taglianetti	3	0	0	0	12
Peter Douris	6	0	0	0	0
Steve Penney	7	0	0	0	7
Daniel Berthiaume	31	0	0	0	2
Eldon Reddick	48	0	0	0	8

GOALTENDER	GP	MIN	GAA	W-L-T	SO	GA	SA	SV%
Daniel Berthiaume	31	1758	3.17	18-7-3	2<	93	810	.885
Eldon Reddick	48	2762	3.24	21-21-4	1<	149	1256	.881
Steve Penney	7	327	4.59	1-4-1	0	25	134	.813

* - Acquired during season # - Relocated during season <- Daniel Berthiaume and Eldon Reddick shared one shutout

#	DATE	H/R	OPPONENT	SCORE	RES	RECORD	PTS	#	DATE	H/R	OPPONENT	SCORE	RES	RECORD	PTS
1	OCT. 9		BUFFALO	3-2	W	1-0-0	2	41	JAN. 9		HARTFORD	3-0	W	20-17-4	44
2	OCT. 12		EDMONTON	5-3	W	2-0-0	4	42	JAN. 10	@	Detroit	5-2	W	21-17-4	46
3	OCT. 14		BOSTON	2-1	L	2-1-0	4	43	JAN. 13	@	Washington	3-2	W	22-17-4	48
4	OCT. 16	@	Hartford	4-4	T	2-1-1	5	44	JAN. 14	@	Pittsburgh	4-3	W	23-17-4	50
5	OCT. 18	@	Montreal	5-3	L	2-2-1	5	45	JAN. 16	@	New Jersey	5-4	W	24-17-4	52
6	OCT. 19	@	Philadelphia	3-1	L	2-3-1	5	46	JAN. 18		MINNESOTA	5-3	W	25-17-4	54
7	OCT. 24		CALGARY	5-2	W	3-3-1	7	47	JAN. 19		VANCOUVER	5-4	W	26-17-4	56
8	OCT. 26		CHICAGO	8-4	L	3-4-1	7	48	JAN. 21		EDMONTON	5-3	L	26-18-4	56
9	OCT. 29		CALGARY	6-2	W	4-4-1	9	49	JAN. 23		TORONTO	7-5	W	27-18-4	58
10	NOV. 1	@	NY Islanders	7-4	L	4-5-1	9	50	JAN. 27	@	NY Islanders	2-2	T	27-18-5	59
11	NOV. 2	@	NY Rangers	5-4	W	5-5-1	11	51	JAN. 28	@	NY Rangers	2-1	W	28-18-5	61
12	NOV. 4	@	Quebec	6-3	W	6-5-1	13	52	JAN. 31	@	Boston	6-3	L	28-19-5	61
13	NOV. 7		ST. LOUIS	2-0	W	7-5-1	15	53	FEB. 1	@	Washington	6-4	L	28-20-5	61
14	NOV. 9		NEW JERSEY	8-1	W	8-5-1	17	54	FEB. 4		PHILADELPHIA	5-3	W	29-20-5	63
15	NOV. 11	@	Los Angeles	4-3	L	8-6-1	17	55	FEB. 6		LOS ANGELES	6-1	W	30-20-5	65
16	NOV. 13	@	Los Angeles	6-5	W	9-6-1	19	56	FEB. 8		LOS ANGELES	3-1	W	31-20-5	67
17	NOV. 14	@	Vancouver	3-2	W	10-6-1	21	57	FEB. 14	@	Montreal	5-2	L	31-21-5	67
18	NOV. 16		NY ISLANDERS	3-1	W	11-6-1	23	58	FEB. 17	@	Quebec	3-3	T	31-21-6	68
19	NOV. 18		PITTSBURGH	3-1	W	12-6-1	25	59	FEB. 18	@	Detroit	5-2	L	31-22-6	68
20	NOV. 21		LOS ANGELES	4-1	L	12-7-1	25	60	FEB. 20		BOSTON	6-2	W	32-22-6	70
21	NOV. 23		LOS ANGELES	3-2	W	13-7-1	27	61	FEB. 22		EDMONTON	5-2	W	33-22-6	72
22	NOV. 26	@	Edmonton	4-3	L	13-8-1	27	62	FEB. 24	@	Los Angeles	8-3	L	33-23-6	72
23	NOV. 27	@	Calgary	4-3	W	14-8-1	29	63	FEB. 26	@	Los Angeles	4-3	W	34-23-6	74
24	NOV. 29	@	Vancouver	6-3	W	15-8-1	31	64	FEB. 28	@	Calgary	5-3	L	34-24-6	74
25	DEC. 3		WASHINGTON	3-3	T	15-8-2	32	65	MAR. 1		CALGARY	6-3	W	35-24-6	76
26	DEC. 5		NY RANGERS	6-3	L	15-9-2	32	66	MAR. 4	@	Chicago	3-2	L	35-25-6	76
27	DEC. 7		VANCOUVER	3-1	L	15-10-2	32	67	MAR. 5	@	St. Louis	1-1	T	35-25-7	77
28	DEC. 10		EDMONTON	7-4	L	15-11-2	32	68	MAR. 8		PITTSBURGH	5-3	L	35-26-7	77
29	DEC. 12	@	Edmonton	6-1	L	15-12-2	32	69	MAR. 11		MONTREAL	2-1	W	36-26-7	79
30	DEC. 14		PHILADELPHIA	4-1	L	15-13-2	32	70	MAR. 13		HARTFORD	3-0	L	36-27-7	79
31	DEC. 17	@	Chicago	5-1	L	15-14-2	32	71	MAR. 15		DETROIT	1-1	T	36-27-8	80
32	DEC. 18	@	St. Louis	3-3	T	15-14-3	33	72	MAR. 18		NEW JERSEY	4-3	W	37-27-8	82
33	DEC. 21		QUEBEC	4-4	T	15-14-4	34	73	MAR. 20	@	Vancouver	6-5	L	37-28-8	82
34	DEC. 23	@	Edmonton	2-1	W	16-14-4	36	74	MAR. 22		VANCOUVER	3-2	W	38-28-8	84
35	DEC. 26	@	Minnesota	4-2	L	16-15-4	36	75	MAR. 25		CALGARY	10-1	W	39-28-8	86
36	DEC. 28		MINNESOTA	5-4	W	17-15-4	38	76	MAR. 26	@	Calgary	3-1	L	39-29-8	86
37	DEC. 31	@	Toronto	6-1	L	17-16-4	38	77	MAR. 29		TORONTO	6-2	L	39-30-8	86
38	JAN. 2	@	Buffalo	6-3	W	18-16-4	40	78	MAR. 31	@	Edmonton	5-4	L	39-31-8	86
39	JAN. 4		VANCOUVER	4-2	W	19-16-4	42	79	APR. 3	@	Vancouver	6-4	L	39-32-8	86
40	JAN. 7		BUFFALO	4-2	L	19-17-4	42	80	APR. 5	@	Calgary	3-1	W	40-32-8	88



33-36-11 (77 points), 3rd Smythe Division

PLAYER	GP	G	A	PTS	PIM
Dale Hawerchuk	80	44	77	121	59
Paul MacLean	77	40	39	79	76
Andrew McBain	74	32	31	63	145
Randy Carlyle	78	15	44	59	210
Dave Ellett	68	13	45	58	106
Thomas Steen	76	16	38	54	53
Mario Marois	79	7	44	51	111
Laurie Boschman	80	25	23	48	227
Iain Duncan	62	19	23	42	73
Ray Neufeld	78	18	18	36	167
Doug Smail	71	15	16	31	34
Peter Taglianetti	70	6	17	23	182
Gilles Hamel	63	8	11	19	35
Hannu Jarvenpaa	41	6	11	17	34
Fredrik Olausson	38	5	10	15	18
Steve Rooney	56	7	6	13	217
Ron Wilson	69	5	8	13	28
*Mark Kumpel	32	4	4	8	19

PLAYER	GP	G	A	PTS	PIM
Brad Jones	19	2	5	7	15
Brad Berry	48	0	6	6	75
Randy Gilhen	13	3	2	5	15
Pat Elynuik	13	1	3	4	12
Jim Kyte	51	1	3	4	128
Peter Douris	4	0	2	2	0
Daniel Berthiaume	56	0	2	2	12
Joel Baillargeon	4	0	1	1	12
#Jim Nill	24	0	1	1	44
Todd Fliche	2	0	0	0	2
Alfie Turcotte	3	0	0	0	0
Guy Gosselin	5	0	0	0	6
*Paul Boutilier	6	0	0	0	6
Steve Penney	8	0	0	0	0
Dwight Schofield	18	0	0	0	33
Eldon Reddick	28	0	0	0	6
Tim Watters	36	0	0	0	106

GOALTENDER	GP	MIN	GAA	W-L-T	SO	GA	SA	SV%
Daniel Berthiaume	56	3010	3.51	22-19-7	2	176	1489	.882
Eldon Reddick	28	1487	4.12	9-13-3	0	102	712	.857
Steve Penney	8	385	4.68	2-4-1	0	30	186	.839

* - Acquired during season # - Relocated during season

#	DATE	H/R	OPPONENT	SCORE	RES	RECORD	PTS	#	DATE	H/R	OPPONENT	SCORE	RES	RECORD	PTS
1	OCT. 10	@	Calgary	5-1	W	1-0-0	2	41	JAN. 12	@	Vancouver	5-3	W	18-18-5	41
2	OCT. 12		CALGARY	3-2	W	2-0-0	4	42	JAN. 13	@	Vancouver	8-2	L	18-19-5	41
3	OCT. 17	@	Minnesota	5-2	W	3-0-0	6	43	JAN. 15	@	Edmonton	4-4	T	18-19-6	42
4	OCT. 18	@	Chicago	6-4	L	3-1-0	6	44	JAN. 17		VANCOUVER	6-5	L	18-20-6	42
5	OCT. 20	@	St. Louis	6-2	L	3-2-0	6	45	JAN. 19		ST. LOUIS	3-0	W	19-20-6	44
6	OCT. 23		LOS ANGELES	4-3	W	4-2-0	8	46	JAN. 23		LOS ANGELES	5-3	W	20-20-6	46
7	OCT. 25		LOS ANGELES	2-1	L	4-3-0	8	47	JAN. 24		LOS ANGELES	2-1	L	20-21-6	46
8	OCT. 28		DETROIT	5-1	L	4-4-0	8	48	JAN. 26	@	Washington	3-2	W	21-21-6	48
9	OCT. 30		WASHINGTON	3-2	W	5-4-0	10	49	JAN. 27	@	Pittsburgh	4-1	W	22-21-6	50
10	NOV. 1		VANCOUVER	7-3	W	6-4-0	12	50	JAN. 30	@	Philadelphia	4-3	L	22-22-6	50
11	NOV. 4	@	Toronto	7-3	L	6-5-0	12	51	JAN. 31	@	Buffalo	4-4	T	22-22-7	51
12	NOV. 6		CHICAGO	6-3	W	7-5-0	14	52	FEB. 3		CALGARY	9-0	W	23-22-7	53
13	NOV. 8		VANCOUVER	3-1	W	8-5-0	16	53	FEB. 5		CHICAGO	1-1	T	23-22-8	54
14	NOV. 10		CALGARY	4-3	W	9-5-0	18	54	FEB. 6	@	Minnesota	8-8	T	23-22-9	55
15	NOV. 12	@	New Jersey	1-1	T	9-5-1	19	55	FEB. 12		BUFFALO	7-5	W	24-22-9	57
16	NOV. 14	@	NY Islanders	7-3	L	9-6-1	19	56	FEB. 14		QUEBEC	3-2	W	25-22-9	59
17	NOV. 15	@	NY Rangers	6-4	L	9-7-1	19	57	FEB. 16	@	Quebec	7-3	W	26-22-9	61
18	NOV. 18		BOSTON	4-3	L	9-8-1	19	58	FEB. 17	@	Hartford	4-3	L	26-23-9	61
19	NOV. 20		NY RANGERS	4-3	L	9-9-1	19	59	FEB. 19		WASHINGTON	6-0	L	26-24-9	61
20	NOV. 22		EDMONTON	4-3	W	10-9-1	21	60	FEB. 21		EDMONTON	4-3	L	26-25-9	61
21	NOV. 25	@	Detroit	10-8	L	10-10-1	21	61	FEB. 23	@	Pittsburgh	4-3	W	27-25-9	63
22	NOV. 26	@	Boston	5-3	L	10-11-1	21	62	FEB. 24	@	New Jersey	3-1	W	28-25-9	65
23	NOV. 28		MONTREAL	7-3	L	10-12-1	21	63	FEB. 27	@	Montreal	6-0	L	28-26-9	65
24	DEC. 1	@	Los Angeles	7-6	W	11-12-1	23	64	FEB. 28	@	Buffalo	5-3	L	28-27-9	65
25	DEC. 3	@	Los Angeles	5-4	W	12-12-1	25	65	MAR. 1		HARTFORD	6-3	W	29-27-9	67
26	DEC. 9	@	Edmonton	2-0	L	12-13-1	25	66	MAR. 3		VANCOUVER	4-3	W	30-27-9	69
27	DEC. 11		QUEBEC	3-3	T	12-13-2	26	67	MAR. 5	@	Toronto	10-1	W	31-27-9	71
28	DEC. 13		PHILADELPHIA	4-3	L	12-14-2	26	68	MAR. 7		EDMONTON	6-0	L	31-28-9	71
29	DEC. 16	@	Calgary	5-4	L	12-15-2	26	69	MAR. 9		CALGARY	6-6	T	31-28-10	72
30	DEC. 18	@	Edmonton	5-5	T	12-15-3	27	70	MAR. 10	@	Calgary	5-3	L	31-29-10	72
31	DEC. 20		NEW JERSEY	4-1	W	13-15-3	29	71	MAR. 13		PITTSBURGH	5-4	L	31-30-10	72
32	DEC. 22		NY ISLANDERS	5-2	W	14-15-3	31	72	MAR. 16		MONTREAL	4-1	L	31-31-10	72
33	DEC. 26		MINNESOTA	5-4	W	15-15-3	33	73	MAR. 19	@	Edmonton	4-1	L	31-32-10	72
34	DEC. 28	@	Los Angeles	5-2	W	16-15-3	35	74	MAR. 20		NY ISLANDERS	6-0	L	31-33-10	72
35	DEC. 30	@	Los Angeles	6-4	L	16-16-3	35	75	MAR. 22	@	Hartford	4-3	L	31-34-10	72
36	DEC. 31	@	Vancouver	2-1	L	16-17-3	35	76	MAR. 24	@	Boston	4-3	L	31-35-10	72
37	JAN. 3		DETROIT	4-4	T	16-17-4	36	77	MAR. 26	@	Philadelphia	6-0	L	31-36-10	72
38	JAN. 6	@	Calgary	6-1	L	16-18-4	36	78	MAR. 29	@	Vancouver	3-2	W	32-36-10	74
39	JAN. 8		EDMONTON	4-4	T	16-18-5	37	79	APR. 1		NY RANGERS	6-6	T	32-36-11	75
40	JAN. 10		TORONTO	4-3	W	17-18-5	39	80	APR. 3		ST. LOUIS	5-4	W	33-36-11	77



26-42-12 (64 points), 5th Smythe Division

PLAYER	GP	G	A	PTS	PIM
Dale Hawerchuk	75	41	55	96	28
Thomas Steen	80	27	61	88	80
Andrew McBain	80	37	40	77	71
Brent Ashton	75	31	37	68	36
Fredrik Olausson	75	15	47	62	32
Dave Ellett	75	22	34	56	62
Pat Elynuik	56	26	25	51	29
Iain Duncan	57	14	30	44	74
Randy Carlyle	78	6	38	44	78
Laurie Boschman	70	10	26	36	163
Doug Smail	47	14	15	29	52
*Paul Fenton	59	14	9	23	33
*Gord Donnelly	57	6	10	16	228
Peter Taglianetti	66	1	14	15	226
Teppo Numminen	69	1	14	15	36
Jim Kyte	74	3	9	12	190
Brad Jones	22	6	5	11	6
Hannu Jarvenpaa	53	4	7	11	41
Brad Berry	38	0	9	9	45
Randy Gilhen	64	5	3	8	38
#Ray Neufeld	31	5	2	7	52

GOALTENDER	GP	MIN	GAA	W-L-T	SO	GA	SA	SV%
Bob Essensa	20	1102	3.70	6-8-3	1	68	574	.882
Eldon Reddick	41	2109	4.10	11-17-7	0	144	1132	.873
#Alain Chevrier	22	1092	4.29	8-8-2	1	78	554	.859
Daniel Berthiaume	9	443	5.96	0-8-0	0	4	255	.827
Tom Draper	2	120	6.00	1-1-0	0	12	66	.818

* - Acquired during season # - Relocated during season

PLAYER	GP	G	A	PTS	PIM
Brent Hughes	28	3	2	5	82
#Dave Hunter	34	3	1	4	61
Alfie Turcotte	14	1	3	4	2
#Alain Chevrier	22	0	4	4	2
Stu Kulak	18	2	0	2	24
#Mario Marois	7	1	1	2	17
Markku Kyllonen	9	0	2	2	2
Tony Joseph	2	1	0	1	0
*Moe Lemay	10	1	0	1	14
Guy Larose	3	0	1	1	6
Eldon Reddick	41	0	1	1	6
Darren Boyko	1	0	0	0	0
Todd Flichel	1	0	0	0	0
#Gilles Hamel	1	0	0	0	0
Tom Draper	2	0	0	0	0
Matt Hervey	2	0	0	0	4
Bryan Marchment	2	0	0	0	2
Paul Boutilier	3	0	0	0	4
Steve Fletcher	3	0	0	0	5
Daniel Berthiaume	9	0	0	0	0
Bob Essensa	20	0	0	0	0

#	DATE	H/R	OPPONENT	SCORE	RES	RECORD	PTS
1	OCT. 6	@	Vancouver	2-2	T	0-0-1	0
2	OCT. 9	@	Edmonton	5-4	L	0-1-1	1
3	OCT. 12	@	Chicago	10-1	L	0-2-1	1
4	OCT. 14		VANCOUVER	4-3	W	1-2-1	3
5	OCT. 16		EDMONTON	3-3	T	1-2-2	4
6	OCT. 19		BOSTON	5-2	L	1-3-2	4
7	OCT. 23		WASHINGTON	3-2	W	2-3-2	6
8	OCT. 28		LOS ANGELES	7-4	L	2-4-2	6
9	OCT. 30		LOS ANGELES	8-4	W	3-4-2	8
10	NOV. 1	@	NY Islanders	8-1	W	4-4-2	10
11	NOV. 3	@	New Jersey	3-3	T	4-4-3	11
12	NOV. 5	@	Montreal	7-2	L	4-5-3	11
13	NOV. 8	@	Quebec	8-4	W	5-5-3	13
14	NOV. 11		CHICAGO	6-5	L	5-6-3	13
15	NOV. 13		MONTREAL	7-3	W	6-6-3	15
16	NOV. 16	@	EDMONTON	2-1	W	7-6-3	17
17	NOV. 18		TORONTO	3-0	W	8-6-3	19
18	NOV. 20		EDMONTON	7-4	W	9-6-3	21
19	NOV. 25	@	Detroit	6-3	L	9-7-3	21
20	NOV. 26	@	St. Louis	4-4	T	9-7-4	22
21	NOV. 29		NY RANGERS	4-3	L	9-8-4	22
22	DEC. 2		VANCOUVER	6-3	W	10-8-4	24
23	DEC. 4		CALGARY	6-3	L	10-9-4	24
24	DEC. 6	@	Los Angeles	5-4	W	11-9-4	26
25	DEC. 8	@	Los Angeles	5-5	T	11-9-5	27
26	DEC. 10	@	Edmonton	7-6	W	12-9-5	29
27	DEC. 11	@	Vancouver	8-6	L	12-10-5	29
28	DEC. 14		BUFFALO	4-3	W	13-10-5	31
29	DEC. 17	@	Washington	6-3	L	13-11-5	31
30	DEC. 18	@	Philadelphia	5-1	L	13-12-5	31
31	DEC. 21		NEW JERSEY	5-5	T	13-12-6	32
32	DEC. 23		QUEBEC	5-4	L	13-13-6	32
33	DEC. 26	@	Minnesota	5-1	L	13-14-6	32
34	DEC. 28		ST. LOUIS	6-2	W	14-14-6	34
35	DEC. 31	@	Calgary	4-4	T	14-14-7	35
36	JAN. 4		VANCOUVER	4-2	W	15-14-7	37
37	JAN. 6	@	LOS ANGELES	4-4	T	15-14-8	38
38	JAN. 8		LOS ANGELES	4-4	T	15-14-9	39
39	JAN. 10		HARTFORD	2-1	L	15-15-9	39
40	JAN. 11	@	Calgary	8-3	L	15-16-9	39

#	DATE	H/R	OPPONENT	SCORE	RES	RECORD	PTS
41	JAN. 13	@	Vancouver	3-1	W	16-16-9	41
42	JAN. 15		MINNESOTA	4-1	L	16-17-9	41
43	JAN. 18		EDMONTON	9-4	L	16-18-9	41
44	JAN. 20		PITTSBURGH	7-3	W	17-18-9	43
45	JAN. 21		PHILADELPHIA	7-3	L	17-19-9	43
46	JAN. 25	@	Pittsburgh	5-4	L	17-20-9	43
47	JAN. 26	@	NY Islanders	8-6	L	17-21-9	43
48	JAN. 28	@	Boston	4-3	W	18-21-9	45
49	JAN. 31	@	St. Louis	5-3	L	18-22-9	45
50	FEB. 1	@	Chicago	7-4	L	18-23-9	45
51	FEB. 3		BOSTON	4-2	L	18-24-9	45
52	FEB. 5		DETROIT	6-2	L	18-25-9	45
53	FEB. 9	@	NY Rangers	4-3	L	18-26-9	45
54	FEB. 11	@	Hartford	7-3	L	18-27-9	45
55	FEB. 13	@	Detroit	2-2	T	18-27-10	46
56	FEB. 15		CALGARY	6-1	L	18-28-10	46
57	FEB. 17		NEW JERSEY	3-2	W	18-28-10	48
58	FEB. 19		HARTFORD	7-6	W	20-28-10	50
59	FEB. 21	@	Quebec	4-3	L	20-29-10	50
60	FEB. 22	@	Montreal	6-3	L	20-30-10	50
61	FEB. 24	@	Buffalo	5-4	L	20-31-10	50
62	FEB. 26		CALGARY	1-0	W	21-31-10	52
63	MAR. 1		PHILADELPHIA	4-4	T	21-31-11	53
64	MAR. 3		EDMONTON	7-4	L	21-32-11	53
65	MAR. 5		NY ISLANDERS	4-3	L	21-33-11	53
66	MAR. 7	@	Calgary	9-5	L	21-34-11	53
67	MAR. 8	@	Vancouver	3-0	L	21-35-11	53
68	MAR. 10		PITTSBURGH	5-1	L	21-36-11	53
69	MAR. 12		TORONTO	9-7	W	22-36-11	55
70	MAR. 14	@	Washington	6-3	L	22-37-11	55
71	MAR. 15	@	NY Rangers	6-3	W	23-37-11	57
72	MAR. 18	@	Toronto	10-2	W	24-37-11	59
73	MAR. 20		BUFFALO	4-1	L	24-38-11	59
74	MAR. 23	@	Edmonton	5-4	L	24-39-11	59
75	MAR. 24		CALGARY	4-3	W	25-39-11	61
76	MAR. 26		VANCOUVER	7-3	L	25-40-11	61
77	MAR. 28	@	Los Angeles	3-3	T	25-40-12	62
78	MAR. 29	@	Los Angeles	2-1	L	25-41-12	62
79	MAR. 31	@	Calgary	4-1	L	25-42-12	62
80	APR. 2		MINNESOTA	3-2	W	26-42-12	64



37-32-11 (85 points), 3rd Smythe Division

PLAYER	GP	G	A	PTS	PIM
Dale Hawerchuk	79	26	55	81	70
Pat Elynuik	80	32	42	74	83
Thomas Steen	53	18	48	66	35
Brent Ashton	79	22	34	56	37
Fredrik Olausson	77	9	46	55	32
Dave McLlwain	80	25	26	51	60
Paul Fenton	80	32	18	50	40
Doug Smail	79	25	24	49	63
Greg Paslawski	71	18	30	48	14
Dave Ellett	77	17	29	46	96
Teppo Numminen	79	11	32	43	20
Moe Mantha	73	2	26	28	28
Laurie Boschman	66	10	17	27	103
*Doug Evans	27	10	8	18	33
Randy Carlyle	53	3	15	18	50
Mark Kumpel	56	8	9	17	21
*Paul MacDermid	44	7	10	17	100

PLAYER	GP	G	A	PTS	PIM
Phil Sykes	48	9	6	15	26
#Randy Cunneynworth	28	5	6	11	34
Peter Taglianetti	49	3	6	9	136
Gord Donnelly	55	3	3	6	222
Shawn Cronin	61	0	4	4	243
Brent Hughes	11	1	2	3	33
Brad Berry	12	1	2	3	6
Danton Cole	2	1	1	2	0
Bryan Marchment	7	0	2	2	28
Brian McReynolds	9	0	2	2	4
Bob Essensa	36	0	2	2	0
Todd Fliche	3	0	1	1	2
#Daniel Berthiaume	24	0	1	1	6
Brad Jones	2	0	0	0	0
Tom Draper	6	0	0	0	0
Stephane Beauregard	19	0	0	0	4

GOALTENDER	GP	MIN	GAA	W-L-T	SO	GA	SA	SV%
Bob Essensa	36	2035	3.15	18-9-5	1	107	988	.892
Stephane Beauregard	19	1079	3.28	7-8-3	0	59	570	.896
#Daniel Berthiaume	24	1387	3.72	10-11-3	1	86	667	.871
Tom Draper	6	359	4.35	2-4-0	0	26	153	.830

* - Acquired during season # - Relocated during season

#	DATE	H/R	OPPONENT	SCORE	RES	RECORD	PTS	#	DATE	H/R	OPPONENT	SCORE	RES	RECORD	PTS
1	OCT. 6		NY RANGERS	4-1	L	0-1-0	0	41	JAN. 8	@	New Jersey	4-3	W	19-17-5	43
2	OCT. 8		PHILADELPHIA	5-3	W	1-1-0	2	42	JAN. 10		WASHINGTON	6-1	W	20-17-5	45
3	OCT. 10	@	Pittsburgh	5-1	L	1-2-0	2	43	JAN. 12		DETROIT	7-5	W	21-17-5	47
4	OCT. 12	@	Detroit	5-4	L	1-3-0	2	44	JAN. 14		ST. LOUIS	6-5	W	22-17-5	49
5	OCT. 14	@	Toronto	5-1	W	2-3-0	4	45	JAN. 16		QUEBEC	8-6	L	22-18-5	49
6	OCT. 18	@	Edmonton	7-2	L	2-4-0	4	46	JAN. 17	@	Edmonton	6-3	L	22-19-5	49
7	OCT. 20		CHICAGO	4-2	L	2-5-0	4	47	JAN. 19		NY ISLANDERS	6-4	L	22-20-5	49
8	OCT. 22		EDMONTON	5-4	W	3-5-0	6	48	JAN. 23	@	Washington	4-3	W	23-20-5	51
9	OCT. 25		WASHINGTON	6-4	W	4-5-0	8	49	JAN. 25	@	Philadelphia	8-6	L	23-21-5	51
10	OCT. 27		LOS ANGELES	3-1	L	4-6-0	8	50	JAN. 27	@	St. Louis	3-3	T	23-21-6	52
11	OCT. 29		LOS ANGELES	6-1	W	5-6-0	10	51	JAN. 29	@	Minnesota	4-2	L	23-22-6	52
12	NOV. 1	@	Calgary	5-3	L	5-7-0	10	52	JAN. 31		TORONTO	5-5	T	23-22-7	53
13	NOV. 3	@	Vancouver	3-2	W	6-7-0	12	53	FEB. 2		VANCOUVER	8-1	W	24-22-7	55
14	NOV. 5	@	Chicago	4-3	L	6-8-0	12	54	FEB. 4		CHICAGO	7-3	W	25-22-7	57
15	NOV. 8		VANCOUVER	3-2	W	7-8-0	14	55	FEB. 6	@	Vancouver	5-3	L	25-23-7	57
16	NOV. 10		HARTFORD	4-2	L	7-9-0	14	56	FEB. 8	@	Los Angeles	5-1	W	26-23-7	59
17	NOV. 12		CALGARY	3-2	W	8-9-0	16	57	FEB. 11	@	Edmonton	7-4	L	26-24-7	59
18	NOV. 14	@	Quebec	5-3	W	9-9-0	18	58	FEB. 14		BOSTON	3-2	W	27-24-7	61
19	NOV. 15	@	Montreal	5-1	L	9-10-0	18	59	FEB. 16		PITTSBURGH	3-3	T	27-24-8	62
20	NOV. 18	@	Philadelphia	1-0	W	10-10-0	20	60	FEB. 18		CALGARY	5-1	W	28-24-8	64
21	NOV. 20	@	NY Rangers	3-3	T	10-10-1	21	61	FEB. 20		BUFFALO	4-3	L	28-25-8	64
22	NOV. 21	@	NY Islanders	4-3	W	11-10-1	23	62	FEB. 22	@	New Jersey	4-2	W	29-25-8	66
23	NOV. 23		ST. LOUIS	5-2	L	11-11-1	23	63	FEB. 24	@	Hartford	3-1	W	30-25-8	68
24	NOV. 25		NEW JERSEY	3-1	L	11-12-1	23	64	FEB. 25	@	Buffalo	3-1	L	30-26-8	68
25	NOV. 29		NY RANGERS	5-4	W	12-12-1	25	65	FEB. 27	@	Minnesota	8-3	L	30-27-8	68
26	DEC. 1		DETROIT	3-3	T	12-12-2	26	66	MAR. 2		LOS ANGELES	9-3	W	31-27-8	70
27	DEC. 2		NY ISLANDERS	6-3	L	12-13-2	26	67	MAR. 4		LOS ANGELES	5-2	W	32-27-8	72
28	DEC. 6	@	Calgary	4-3	W	13-13-2	28	68	MAR. 7		QUEBEC	6-3	W	33-27-8	74
29	DEC. 8		MONTREAL	6-6	T	13-13-3	29	69	MAR. 9		EDMONTON	7-5	W	34-27-8	76
30	DEC. 10		CALGARY	4-1	W	14-13-3	31	70	MAR. 11		CALGARY	6-4	L	34-28-8	76
31	DEC. 13		VANCOUVER	3-3	T	14-13-4	32	71	MAR. 12	@	Calgary	5-4	L	34-29-8	76
32	DEC. 15	@	Detroit	3-3	T	14-13-5	33	72	MAR. 15	@	Boston	3-3	T	34-29-9	77
33	DEC. 19	@	Los Angeles	9-5	L	14-14-5	33	73	MAR. 17	@	Toronto	5-4	W	35-29-9	79
34	DEC. 21	@	Edmonton	3-2	L	14-15-5	33	74	MAR. 18	@	Buffalo	4-3	L	35-30-9	79
35	DEC. 26		MINNESOTA	5-3	W	15-15-5	35	75	MAR. 21		MONTREAL	3-2	W	36-30-9	81
36	DEC. 29	@	Calgary	2-1	W	16-15-5	37	76	MAR. 23		VANCOUVER	4-2	L	36-31-9	81
37	DEC. 31		EDMONTON	3-2	W	17-15-5	39	77	MAR. 25	@	Vancouver	3-3	T	36-31-10	82
38	JAN. 3	@	Hartford	4-2	W	18-15-5	41	78	MAR. 27	@	Los Angeles	4-4	T	36-31-11	83
39	JAN. 4	@	Boston	4-2	L	18-16-5	41	79	MAR. 29	@	Los Angeles	1-0	W	37-31-11	85
40	JAN. 6	@	Pittsburgh	5-3	L	18-17-5	41	80	APR. 1		EDMONTON	4-2	L	37-32-11	85



26-43-11 (63 points), 5th Smythe Division

PLAYER	GP	G	A	PTS	PIM
Phil Housley	78	23	53	76	24
Thomas Steen	58	19	48	67	49
Pat Elynuik	80	31	34	65	73
*Ed Olczyk	61	26	31	57	69
Fredrik Olausson	71	12	29	41	24
Paul MacDermid	69	15	21	36	128
Brent Ashton	61	12	24	36	58
Doug Evans	70	7	27	34	108
Teppo Numminen	80	8	25	33	28
Randy Carlyle	52	9	19	28	44
Dave McLlwain	60	14	11	25	46
Danton Cole	66	13	11	24	24
Moe Mantha	57	9	15	24	33
Phil Sykes	70	12	10	22	59
Scott Arniel	75	5	17	22	87
#Greg Paslawski	43	9	10	19	10
*Mark Osborne	37	8	8	16	59
#Dave Ellett	17	4	7	11	6
Mark Kumpel	53	7	3	10	10

PLAYER	GP	G	A	PTS	PIM
Mike Eagles	44	0	9	9	79
#Paul Fenton	17	4	4	8	18
Gord Donnelly	57	3	4	7	265
Bryan Erickson	6	0	7	7	0
Shawn Cronin	67	1	5	6	189
Sergei Kharin	7	2	3	5	2
Bryan Marchment	28	2	2	4	91
#Doug Smail	15	1	2	3	10
*Don Barber	16	1	2	3	14
Bob Essensa	55	0	3	3	6
Craig Duncanson	7	2	0	2	16
Kris Draper	3	1	0	1	5
Luciano Borsato	1	0	1	1	2
Stephane Beauregard	16	0	1	1	2
Rick Tabaracci	24	0	1	1	8
Rudy Poeschek	1	0	0	0	5
Iain Duncan	2	0	0	0	2
Simon Wheeldon	4	0	0	0	4
Guy Larose	7	0	0	0	8

GOALTENDER	GP	MIN	GAA	W-L-T	SO	GA	SA	SV%
Bob Essensa	55	2916	3.15	19-24-6	4	153	1496	.898
Rick Tabaracci	24	1093	3.90	4-9-4	1	71	570	.875
Stephane Beauregard	16	836	3.95	3-10-1	0	55	423	.870

* - Acquired during season # - Relocated during season

#	DATE	H/R	OPPONENT	SCORE	RES	RECORD	PTS
1	OCT. 4		TORONTO	7-1	W	1-0-0	2
2	OCT. 6	@	Edmonton	3-3	T	1-0-1	3
3	OCT. 8		CALGARY	4-3	L	1-1-1	3
4	OCT. 10		BOSTON	4-2	L	1-2-1	3
5	OCT. 12	@	Washington	3-1	L	1-3-1	3
6	OCT. 13	@	Philadelphia	4-3	L	1-4-1	3
7	OCT. 16	@	NY Islanders	4-1	L	1-5-1	3
8	OCT. 17	@	NY Rangers	5-3	L	1-6-1	3
9	OCT. 19		VANCOUVER	7-5	W	2-6-1	5
10	OCT. 24		EDMONTON	3-1	W	3-6-1	7
11	OCT. 26		LOS ANGELES	6-2	W	4-6-1	9
12	OCT. 28		LOS ANGELES	6-2	L	4-7-1	9
13	OCT. 31	@	Edmonton	1-0	W	5-7-1	11
14	NOV. 1	@	Calgary	2-1	L	5-8-1	11
15	NOV. 3	@	Vancouver	5-3	W	6-8-1	13
16	NOV. 6		PHILADELPHIA	4-2	L	6-9-1	13
17	NOV. 9		HARTFORD	5-4	W	7-9-1	15
18	NOV. 11	@	Chicago	3-3	T	7-9-2	16
19	NOV. 12	@	Toronto	5-2	L	7-10-2	16
20	NOV. 14		PITTSBURGH	6-4	L	7-11-2	16
21	NOV. 16		NY RANGERS	6-4	L	7-12-2	16
22	NOV. 18		ST. LOUIS	4-3	W	8-12-2	18
23	NOV. 20	@	St. Louis	4-2	L	8-13-2	18
24	NOV. 22	@	NY Islanders	3-1	L	8-14-2	18
25	NOV. 24	@	Quebec	11-4	W	9-14-2	20
26	NOV. 25	@	Montreal	4-3	L	9-15-2	20
27	NOV. 28		CALGARY	2-2	T	9-15-3	21
28	NOV. 30		MINNESOTA	4-2	L	9-16-3	21
29	DEC. 2		VANCOUVER	5-1	L	9-17-3	21
30	DEC. 3		NEW JERSEY	4-4	T	9-17-4	22
31	DEC. 5	@	Los Angeles	3-3	T	9-17-5	23
32	DEC. 8	@	Los Angeles	4-4	T	9-17-6	24
33	DEC. 11	@	St. Louis	3-3	T	9-17-7	25
34	DEC. 13	@	Chicago	5-4	L	9-18-7	25
35	DEC. 15		MONTREAL	4-2	W	10-18-7	27
36	DEC. 16		PHILADELPHIA	4-2	L	10-19-7	27
37	DEC. 18	@	Pittsburgh	9-2	L	10-20-7	27
38	DEC. 20	@	Detroit	3-1	L	10-21-7	27
39	DEC. 22		DETROIT	5-2	L	10-22-7	27
40	DEC. 26	@	Minnesota	6-4	W	11-22-7	29
41	DEC. 28		BOSTON	6-0	W	12-22-7	31
42	DEC. 31		VANCOUVER	2-1	W	13-22-7	33
43	JAN. 2		CALGARY	3-3	T	13-22-8	34
44	JAN. 4	@	Buffalo	4-1	L	13-23-8	34
45	JAN. 5	@	Hartford	4-3	L	13-24-8	34
46	JAN. 7	@	Boston	5-2	L	13-25-8	34
47	JAN. 11		CHICAGO	3-1	L	13-26-8	34
48	JAN. 13		CALGARY	4-3	W	14-26-8	36
49	JAN. 15	@	Calgary	7-5	L	14-27-8	36
50	JAN. 16	@	Vancouver	2-1	W	15-27-8	38
51	JAN. 21		MINNESOTA	2-0	W	16-27-8	40
52	JAN. 25		NY ISLANDERS	8-1	W	17-27-8	42
53	JAN. 27		EDMONTON	3-2	L	17-28-8	42
54	JAN. 29	@	Quebec	5-2	W	18-28-8	44
55	JAN. 30	@	Montreal	8-4	L	18-29-8	44
56	FEB. 2	@	Washington	4-2	W	19-29-8	46
57	FEB. 3	@	NY Rangers	4-3	W	20-29-8	48
58	FEB. 6		TORONTO	5-5	T	20-29-9	49
59	FEB. 8		PITTSBURGH	6-2	W	21-29-9	51
60	FEB. 10		BUFFALO	2-0	L	21-30-9	51
61	FEB. 12	@	Detroit	6-1	L	21-31-9	51
62	FEB. 14	@	New Jersey	3-3	T	21-31-10	52
63	FEB. 17		QUEBEC	6-0	W	22-31-10	54
64	FEB. 20		VANCOUVER	5-5	T	22-31-11	55
65	FEB. 22		LOS ANGELES	6-4	L	22-32-11	55
66	FEB. 24		LOS ANGELES	5-3	L	22-33-11	55
67	FEB. 26		HARTFORD	5-4	W	23-33-11	57
68	FEB. 28	@	Los Angeles	4-2	L	23-34-11	57
69	MAR. 2	@	Los Angeles	6-3	L	23-35-11	57
70	MAR. 5		EDMONTON	5-4	L	23-36-11	57
71	MAR. 8		WASHINGTON	2-1	L	23-37-11	57
72	MAR. 10		NEW JERSEY	4-3	W	24-37-11	59
73	MAR. 12	@	Calgary	5-3	L	24-38-11	59
74	MAR. 13		BUFFALO	6-2	L	24-39-11	59
75	MAR. 15		EDMONTON	4-3	W	25-39-11	61
76	MAR. 18	@	Calgary	4-3	L	25-40-11	61
77	MAR. 22	@	Vancouver	3-1	L	25-41-11	61
78	MAR. 23	@	Edmonton	3-0	W	26-41-11	63
79	MAR. 28	@	Vancouver	3-2	L	26-42-11	63
80	MAR. 31	@	Edmonton	6-3	L	26-43-11	63



33-32-15 (81 points), 4th Smythe Division

PLAYER	GP	G	A	PTS	PIM
Phil Housley	74	23	63	86	92
Ed Olczyk	64	32	33	65	67
Fredrik Olausson	77	20	42	62	34
Pat Elynuik	60	25	25	50	65
Troy Murray	74	17	30	47	69
*Darrin Shannon	68	13	26	39	41
Teppo Numminen	80	5	34	39	32
Thomas Steen	38	13	25	38	29
Luciano Borsato	56	15	21	36	45
#Paul MacDermid	59	10	11	21	151
Stu Barnes	46	8	9	17	26
Mike Eagles	65	7	10	17	118
#Mark Osborne	43	4	12	16	65
Doug Evans	30	7	7	14	68
Danton Cole	52	7	5	12	32
Igor Ulanov	27	2	9	11	67
Randy Carlyle	66	1	9	10	54
Aaron Broten	25	4	5	9	14
Mike Hartman	75	4	4	8	264
Keith Tkachuk	17	3	5	8	28
Russ Romaniuk	27	3	5	8	18
John Leblanc	16	6	1	7	6
Evgeny Davydov	12	4	3	7	8

PLAYER	GP	G	A	PTS	PIM
Phil Sykes	52	4	2	6	72
Bryan Erickson	10	2	4	6	0
Dean Kennedy	18	2	4	6	21
*Mike Lalor	15	2	3	5	14
*Petri Skriko	15	2	3	5	4
*Mario Marois	34	1	3	4	34
#Moe Mantha	12	0	4	4	6
Shawn Cronin	65	0	4	4	271
*Lucien DeBlois	11	1	2	3	2
#Don Barber	11	0	3	3	4
Kris Draper	10	2	0	2	2
#Dave McLlwain	3	1	1	2	2
Bob Essensa	47	0	2	2	2
#Brent Ashton	7	1	0	1	4
Rob Murray	9	0	1	1	18
Rick Tabaracci	18	0	1	1	4
Bob Joyce	1	0	0	0	0
Michael O'Neill	1	0	0	0	0
Jason Cirone	3	0	0	0	2
#Gord Donnelly	4	0	0	0	11
Rudy Poeschek	4	0	0	0	17
Kent Paynter	5	0	0	0	4
Stephane Beauregard	26	0	0	0	0

GOALTENDER	GP	MIN	GAA	W-L-T	SO	GA	SA	SV%
Bob Essensa	47	2627	2.88	21-17-6	5	126	1407	.910
Stephane Beauregard	26	1267	2.89	6-8-6	2	61	611	.900
Rick Tabaracci	18	966	3.23	6-7-3	0	52	470	.889
Michael O'Neill	1	13	4.62	0-0-0	0	1	7	.857

* - Acquired during season # - Relocated during season

#	DATE	H/R	OPPONENT	SCORE	RES	RECORD	PTS	#	DATE	H/R	OPPONENT	SCORE	RES	RECORD	PTS
1	OCT. 4		LOS ANGELES	6-3	L	0-1-0	0	41	JAN. 2	@	Boston	3-1	W	17-16-8	42
2	OCT. 6		CALGARY	5-3	W	1-1-0	2	42	JAN. 4	@	Pittsburgh	3-2	L	17-17-8	42
3	OCT. 8		VANCOUVER	3-2	L	1-2-0	2	43	JAN. 6	@	NY Rangers	4-2	L	17-18-8	42
4	OCT. 10	@	San Jose	5-4	W	2-2-0	4	44	JAN. 8		EDMONTON	5-2	W	18-18-8	44
5	OCT. 12	@	Los Angeles	3-3	T	2-2-1	5	45	JAN. 10		CHICAGO	6-2	W	19-18-8	46
6	OCT. 16		HARTFORD	3-2	L	2-3-1	5	46	JAN. 12		SAN JOSE	4-3	L	19-19-8	46
7	OCT. 19		TORONTO	4-2	W	3-3-1	7	47	JAN. 14		VANCOUVER	4-2	L	19-20-8	46
8	OCT. 22	@	NY Islanders	1-1	T	3-3-2	8	48	JAN. 21	@	Hartford	3-3	T	19-20-9	47
9	OCT. 23	@	Detroit	3-2	W	4-3-2	10	49	JAN. 23	@	Philadelphia	1-0	W	20-20-9	49
10	OCT. 25		PHILADELPHIA	2-0	W	5-3-2	12	50	JAN. 25	@	Quebec	2-1	L	20-21-9	49
11	OCT. 27		WASHINGTON	6-5	W	6-3-2	14	51	JAN. 26	@	Buffalo	5-2	L	20-22-9	49
12	OCT. 29	@	Quebec	7-2	L	6-4-2	14	52	JAN. 28	@	Pittsburgh	4-0	W	21-22-9	51
13	OCT. 30	@	Montreal	6-1	L	6-5-2	14	53	JAN. 31		QUEBEC	4-4	T	21-22-10	52
14	NOV. 1		CALGARY	7-6	L	6-6-2	14	54	FEB. 2		SAN JOSE	6-0	W	22-22-10	54
15	NOV. 3		ST. LOUIS	3-3	T	6-6-3	15	55	FEB. 4		BOSTON	3-3	T	22-22-11	55
16	NOV. 5	@	Vancouver	2-2	T	6-6-4	16	56	FEB. 7		CALGARY	4-1	W	23-22-11	57
17	NOV. 8		PITTSBURGH	3-1	L	6-7-4	16	57	FEB. 13	@	Minnesota	6-1	L	23-23-11	57
18	NOV. 11		LOS ANGELES	6-2	W	7-7-4	18	58	FEB. 15	@	Toronto	3-1	W	24-23-11	59
19	NOV. 14	@	St. Louis	2-1	L	7-8-4	18	59	FEB. 17	@	NY Islanders	5-4	L	24-24-11	59
20	NOV. 16	@	New Jersey	1-0	W	8-8-4	20	60	FEB. 19		ST. LOUIS	4-3	L	24-25-11	59
21	NOV. 17	@	Philadelphia	2-1	W	9-8-4	22	61	FEB. 21		NEW JERSEY	6-4	W	25-25-11	61
22	NOV. 20		NY ISLANDERS	3-1	W	10-8-4	24	62	FEB. 23		LOS ANGELES	4-2	L	25-26-11	61
23	NOV. 23	@	Edmonton	4-0	W	11-8-4	26	63	FEB. 26	@	Edmonton	6-1	L	25-27-11	61
24	NOV. 25	@	Calgary	3-3	T	11-8-5	27	64	FEB. 28	@	Vancouver	5-3	L	25-28-11	61
25	NOV. 27		NY RANGERS	3-2	W	12-8-5	29	65	MAR. 1		EDMONTON	4-2	L	25-29-11	61
26	DEC. 1		CHICAGO	3-2	W	13-8-5	31	66	MAR. 3	@	Detroit	4-3	W	26-29-11	63
27	DEC. 4		BUFFALO	5-4	W	14-8-5	33	67	MAR. 6	@	Washington	3-3	T	26-29-12	64
28	DEC. 6		EDMONTON	4-4	T	14-8-6	34	68	MAR. 8	@	Minnesota	4-2	L	26-30-12	64
29	DEC. 8		WASHINGTON	4-3	W	15-8-6	36	69	MAR. 11		SAN JOSE	3-0	W	27-30-12	66
30	DEC. 10	@	San Jose	3-3	T	15-8-7	37	70	MAR. 13		HARTFORD	1-0	L	27-31-12	66
31	DEC. 12	@	Los Angeles	2-1	L	15-9-7	37	71	MAR. 15		DETROIT	1-1	T	27-31-13	67
32	DEC. 14	@	Edmonton	7-5	L	15-10-7	37	72	MAR. 17	@	Los Angeles	5-4	L	27-32-13	67
33	DEC. 17	@	Calgary	7-4	L	15-11-7	37	73	MAR. 20	@	Vancouver	2-2	T	27-32-14	68
34	DEC. 19	@	Vancouver	3-1	L	15-12-7	37	74	MAR. 22		VANCOUVER	5-1	W	28-32-14	70
35	DEC. 21		CALGARY	7-2	W	16-12-7	39	75	MAR. 25		MONTREAL	2-2	T	28-32-15	71
36	DEC. 23	@	Toronto	3-1	L	16-13-7	39	76	MAR. 27		LOS ANGELES	6-4	W	29-32-15	73
37	DEC. 26		MINNESOTA	3-2	L	16-14-7	39	77	MAR. 29		SAN JOSE	6-5	W	30-32-15	75
38	DEC. 27	@	Chicago	3-3	T	16-14-8	40	78	APR. 12	@	Calgary	4-3	W	31-32-15	77
39	DEC. 29		BOSTON	6-3	L	16-15-8	40	79	APR. 14	@	Edmonton	6-2	W	32-32-15	79
40	DEC. 31		NY RANGERS	5-2	L	16-16-8	40	80	APR. 16	@	San Jose	5-3	W	33-32-15	81



40-37-7 (87 points), 4th Smythe Division

PLAYER	GP	G	A	PTS	PIM
Teemu Selanne	84	76	56	132	45
Phil Housley	80	18	79	97	52
Alexei Zhamnov	68	25	47	72	58
Thomas Steen	80	22	50	72	75
Darrin Shannon	84	20	40	60	91
Fredrik Olausson	68	16	41	57	22
Keith Tkachuk	83	28	23	51	201
Evgeny Davydov	79	28	21	49	66
Teppo Numminen	66	7	30	37	33
Luciano Borsato	67	15	20	35	38
Mike Eagles	84	8	18	26	131
Sergei Bautin	71	5	18	23	96
Stu Barnes	38	12	10	22	10
#Ed Olczyk	25	8	12	20	26
John Druce	50	6	14	20	37
*Kris King	48	8	8	16	136
Bryan Erickson	41	4	12	16	14
Igor Ulanov	56	2	14	16	124
*Tie Domi	49	3	10	13	249

PLAYER	GP	G	A	PTS	PIM
Mike Lalor	64	1	8	9	76
Dean Kennedy	78	1	7	8	105
#Troy Murray	29	3	4	7	34
Bob Essensa	67	0	5	5	2
Russ Romaniuk	28	3	1	4	22
Randy Carlyle	22	1	1	2	14
Anatoli Fedotov	1	0	2	2	0
Andy Brickley	12	0	2	2	2
Dallas Eakins	14	0	2	2	38
#Mark Osiecki	4	1	0	1	2
Rob Murray	10	1	0	1	6
Alan Kerr	7	0	1	1	2
Scott Levins	9	0	1	1	18
Bob Joyce	1	0	0	0	0
Michael O'Neill	2	0	0	0	0
*Jim Hrivnak	3	0	0	0	0
John Leblanc	3	0	0	0	2
Kris Draper	7	0	0	0	2
#Rick Tabaracci	19	0	0	0	10

GOALTENDER	GP	MIN	GAA	W-L-T	SO	GA	SA	SV%
Bob Essensa	67	3855	3.53	33-26-6	2	227	2119	.893
*Jim Hrivnak	3	180	4.33	2-1-0	0	13	96	.865
#Rick Tabaracci	19	959	4.38	5-10-0	0	70	496	.859
Michael O'Neill	2	73	4.93	0-0-1	0	6	34	.824

* - Acquired during season # - Relocated during season

#	DATE	H/R	OPPONENT	SCORE	W-L-T	RECORD	PTS
1	OCT. 6		DETROIT	4-1	W	1-0-0	2
2	OCT. 8	@	San Jose	4-3	L	1-1-0	2
3	OCT. 10	@	Los Angeles	6-3	L	1-2-0	2
4	OCT. 12	@	Vancouver	8-1	L	1-3-0	2
5	OCT. 14		EDMONTON	7-3	W	2-3-0	4
6	OCT. 16		VANCOUVER	6-2	L	2-4-0	4
7	OCT. 18	@	Philadelphia	5-4	L	2-5-0	4
8	OCT. 20	@	Detroit	5-3	L	2-6-0	4
9	OCT. 23		LOS ANGELES	4-2	W	3-6-0	6
10	OCT. 26		WASHINGTON	6-2	W	4-6-0	8
11	OCT. 28		CALGARY	7-5	L	4-7-0	8
12	OCT. 31	@	Quebec	3-2	L	4-8-0	8
13	NOV. 2	@	Montreal	2-1	L	4-9-0	8
14	NOV. 6		EDMONTON	6-1	L	4-10-0	8
15	NOV. 8	@	Vancouver	6-1	L	4-11-0	8
16	NOV. 10		LOS ANGELES	4-4	T	4-11-1	9
17	NOV. 12	@	Minnesota	7-2	W	5-11-1	11
18	NOV. 14	@	St. Louis	4-2	L	5-12-1	11
19	NOV. 17	@	Tampa Bay	6-5	W	6-12-1	13
20	NOV. 19	@	Detroit	5-3	W	7-12-1	15
21	NOV. 21		NY RANGERS	5-4	L	7-13-1	15
22	NOV. 24		NY ISLANDERS	3-3	T	7-13-2	16
23	NOV. 27		SAN JOSE	3-2	W	8-13-2	18
24	DEC. 2	@	Calgary	3-3	T	8-13-3	19
25	DEC. 5		MONTREAL	3-2	L	8-14-3	19
26	DEC. 8	@	Pittsburgh	5-2	L	8-15-3	19
27	DEC. 11	@	Washington	8-6	L	8-16-3	19
28	DEC. 12	@	NY Islanders	4-3	W	9-16-3	21
29	DEC. 15		NEW JERSEY	4-3	W	10-16-3	23
30	DEC. 17	@	Chicago	5-1	L	10-17-3	23
31	DEC. 19	@	St. Louis	1-0	W	11-17-3	25
32	DEC. 21		SAN JOSE	5-4	W	12-17-3	27
33	DEC. 23		CALGARY	4-3	L	12-18-3	27
34	DEC. 26	@	Minnesota	5-4	L	12-19-3	27
35	DEC. 27		MINNESOTA	7-4	W	13-19-3	29
36	DEC. 29		BOSTON	5-4	W	14-19-3	31
37	DEC. 31		EDMONTON	3-2	W	15-19-3	33
38	JAN. 2	@	New Jersey	2-2	T	15-19-4	34
39	JAN. 3	@	Chicago	4-1	L	15-20-4	34
40	JAN. 5	@	Calgary	4-2	W	16-20-4	36
41	JAN. 8		LOS ANGELES	6-3	W	17-20-4	38
42	JAN. 10		PITTSBURGH	3-2	W	18-20-4	40

#	DATE	H/R	OPPONENT	SCORE	W-L-T	RECORD	PTS
43	JAN. 12		SAN JOSE	4-1	W	19-20-4	42
44	JAN. 13	@	Edmonton	4-1	W	20-20-4	44
45	JAN. 16	@	Los Angeles	5-2	W	21-20-4	46
46	JAN. 18		HARTFORD	8-7	W	22-20-4	48
47	JAN. 19		CHICAGO	5-2	W	23-20-4	50
48	JAN. 22	@	Calgary	4-4	T	23-20-5	51
49	JAN. 23		EDMONTON	8-5	W	24-20-5	53
50	JAN. 27	@	NY Rangers	5-2	L	24-21-5	53
51	JAN. 28	@	Boston	6-2	L	24-22-5	53
52	JAN. 30	@	Hartford	6-3	W	25-22-5	55
53	FEB. 1	@	Ottawa	4-4	T	25-22-6	56
54	FEB. 3		ST. LOUIS	4-2	L	25-23-6	56
55	FEB. 10		BUFFALO	6-2	L	25-24-6	56
56	FEB. 12		HARTFORD	6-2	L	25-25-6	56
57	FEB. 14		SAN JOSE	3-2	L	25-26-6	56
58	FEB. 18	@	San Jose	5-3	L	25-27-6	56
59	FEB. 20	@	Vancouver	4-2	L	25-28-6	56
60	FEB. 22		OTTAWA	6-3	W	26-28-6	58
61	FEB. 23	@	Ottawa	8-2	W	27-28-6	60
62	FEB. 26		VANCOUVER	7-4	L	27-29-6	60
63	FEB. 28		MINNESOTA	7-6	W	28-29-6	62
64	MAR. 2		QUEBEC	7-4	L	28-30-6	62
65	MAR. 4	@	Edmonton	5-3	W	29-30-6	64
66	MAR. 6	@	Toronto	4-2	L	29-31-6	64
67	MAR. 7	@	Buffalo	2-1	L	29-32-6	64
68	MAR. 9	@	Tampa Bay	4-2	W	30-32-6	66
69	MAR. 12		VANCOUVER	3-2	L	30-33-6	66
70	MAR. 14		TAMPA BAY	3-1	W	31-33-6	68
71	MAR. 16	@	Los Angeles	8-4	L	31-34-6	68
72	MAR. 18	@	Vancouver	5-2	W	32-34-6	70
73	MAR. 21		CALGARY	4-2	W	33-34-6	72
74	MAR. 23		TORONTO	5-4	L	33-35-6	72
75	MAR. 26		ST. LOUIS	4-2	W	34-35-6	74
76	MAR. 28		LOS ANGELES	3-3	T	34-35-7	75
77	MAR. 30	@	Calgary	5-4	W	35-35-7	77
78	APR. 1	@	San Jose	9-5	W	36-35-7	79
79	APR. 3	@	Edmonton	6-4	W	37-35-7	81
80	APR. 6		PHILADELPHIA	4-2	L	37-36-7	81
81	APR. 8		TORONTO	5-3	W	38-36-7	83
82	APR. 11	@	Edmonton	7-5	W	39-36-7	85
83	APR. 13		TAMPA BAY	5-3	L	39-37-7	85
84	APR. 15		EDMONTON	3-0	W	40-37-7	87



24-51-9 (57 points), 6th Central Division

PLAYER	GP	G	A	PTS	PIM
Keith Tkachuk	84	41	40	81	255
Nelson Emerson	83	33	41	74	80
Alexei Zhamnov	61	26	45	71	62
Darrin Shannon	77	21	37	58	87
Teemu Selanne	51	25	29	54	22
Thomas Steen	76	19	32	51	32
#Boris Mironov	65	7	22	29	96
#Paul Ysebaert	60	9	18	27	18
Stephane Quintal	81	8	18	26	119
Teppo Numminen	57	5	18	23	28
Tie Domi	81	8	11	19	347
Luciano Borsato	75	5	13	18	28
Igor Ulanov	74	0	17	17	165
Russ Romaniuk	24	4	8	12	6
Mike Eagles	73	4	8	12	96
Kris King	83	4	8	12	205
*Wayne McBean	31	2	9	11	24
Dean Kennedy	76	2	8	10	164
#Stu Barnes	18	5	4	9	8
John LeBlanc	17	6	2	8	2
*Dallas Drake	15	3	5	8	12

PLAYER	GP	G	A	PTS	PIM
#Fredrik Olausson	18	2	5	7	10
#Sergei Bautin	59	0	7	7	78
*Randy Gilhen	40	3	3	6	34
*Dave Manson	13	1	4	5	51
Dave Tomlinson	31	1	3	4	24
Darryl Shannon	20	0	4	4	18
Arto Blomsten	18	0	2	2	6
Michal Grosek	3	1	0	1	0
Oleg Mikulchik	4	0	1	1	17
#Yan Kaminsky	1	0	0	0	0
Mark Visheau	1	0	0	0	0
Andy Brickley	2	0	0	0	0
Craig Fisher	4	0	0	0	2
Kevin McClelland	6	0	0	0	19
Rob Murray	6	0	0	0	2
Harijs Vitolins	8	0	0	0	4
Stephane Beauregard	13	0	0	0	0
*Tim Cheveldae	14	0	0	0	2
Bryan Erickson	16	0	0	0	6
Mike O'Neill	17	0	0	0	0
#Bob Essensa	56	0	0	0	6

GOALTENDER	GP	MIN	GAA	W-L-T	SO	GA	SA	SV%
#Bob Essensa	56	3136	3.85	19-30-6	1	201	1714	.883
*Tim Cheveldae	14	788	3.96	5-8-1	1	52	485	.893
Mike O'Neill	17	738	4.15	0-9-1	0	51	382	.866
Stephane Beauregard	13	418	4.88	0-4-1	0	34	211	.839

* - Acquired during season # - Relocated during season

#	DATE	H/R	OPPONENT	SCORE	RES	RECORD	PTS	#	DATE	H/R	OPPONENT	SCORE	W-L-T	RECORD	PTS
1	OCT. 6		WASHINGTON	6-4	W	1-0-0	2	43	JAN. 6	@	Boston	5-4	L	15-23-5	35
2	OCT. 9	@	Dallas	3-3	T	1-0-1	3	44	JAN. 8	@	Ottawa	3-2	W	16-23-5	37
3	OCT. 10	@	Chicago	4-3	L	1-1-1	3	45	JAN. 10	@	Montreal	4-2	L	16-24-5	37
4	OCT. 12	@	New Jersey	7-4	L	1-2-1	3	46	JAN. 12		BUFFALO	3-2	W	17-24-5	39
5	OCT. 16		CHICAGO	1-0	W	2-2-1	5	47	JAN. 15		TORONTO	5-1	L	17-25-5	39
6	OCT. 18		EDMONTON	6-3	W	3-2-1	7	48	JAN. 16		TAMPA BAY	3-2	L	17-26-5	39
7	OCT. 21	@	Detroit	6-2	L	3-3-1	7	49	JAN. 19		NEW JERSEY	4-0	L	17-27-5	39
8	OCT. 23	@	Philadelphia	9-6	W	4-3-1	9	50	JAN. 25	@	Los Angeles	4-4	T	17-27-6	40
9	OCT. 26	@	Florida	5-2	W	5-3-1	11	51	JAN. 26	@	Anaheim	3-1	L	17-28-6	40
10	OCT. 27	@	Tampa Bay	4-3	W	6-3-1	13	52	JAN. 29	@	Detroit	7-1	L	17-29-6	40
11	OCT. 29		LOS ANGELES	4-3	L	6-4-1	13	53	FEB. 2		DALLAS	7-3	L	17-30-6	40
12	OCT. 31		CALGARY	4-3	L	6-5-1	13	54	FEB. 4		HARTFORD	2-2	T	17-30-7	41
13	NOV. 3		ST. LOUIS	3-0	L	6-6-1	13	55	FEB. 6	@	Edmonton	5-2	L	17-31-7	41
14	NOV. 5		OTTAWA	7-6	L	6-7-1	13	56	FEB. 8	@	ST. LOUIS	6-5	L	17-32-7	41
15	NOV. 7	@	Dallas	1-1	T	6-7-2	14	57	FEB. 9	@	Dallas	4-2	L	17-33-7	41
16	NOV. 9	@	NY Islanders	5-2	W	7-7-2	16	58	FEB. 11		TORONTO	3-1	L	17-34-7	41
17	NOV. 10	@	NY Rangers	2-1	L	7-8-2	16	59	FEB. 15	@	Pittsburgh	5-3	L	17-35-7	41
18	NOV. 13		DALLAS	3-2	L	7-9-2	16	60	FEB. 18		CHICAGO	7-2	L	17-36-7	41
19	NOV. 15	@	Calgary	7-2	L	7-10-2	16	61	FEB. 20		CALGARY	5-2	L	17-37-7	41
20	NOV. 17		DETROIT	2-1	W	8-10-2	18	62	FEB. 22		FLORIDA	3-2	L	17-38-7	41
21	NOV. 19	@	Buffalo	6-0	L	8-11-2	18	63	FEB. 24	@	Chicago	6-3	L	17-39-7	41
22	NOV. 20	@	Quebec	5-5	T	8-11-3	19	64	FEB. 25		BOSTON	7-6	L	17-40-7	41
23	NOV. 24		ANAHEIM	2-1	L	8-12-3	19	65	FEB. 28		SAN JOSE	3-3	T	17-40-8	42
24	NOV. 26		VANCOUVER	5-3	L	8-13-3	19	66	MAR. 2		DALLAS	4-2	W	18-40-8	44
25	NOV. 28	@	ST. LOUIS	4-3	W	9-13-3	21	67	MAR. 4	@	Ottawa	6-1	W	19-40-8	46
26	NOV. 30	@	Los Angeles	8-6	W	10-13-3	23	68	MAR. 6		PITTSBURGH	5-3	L	19-41-8	46
27	DEC. 1	@	Anaheim	5-2	L	10-14-3	23	69	MAR. 7		NY ISLANDERS	7-2	L	19-42-8	46
28	DEC. 3	@	San Jose	3-3	T	10-14-4	24	70	MAR. 11		VANCOUVER	8-4	L	19-43-8	46
29	DEC. 5		DETROIT	6-4	W	11-14-4	26	71	MAR. 12	@	Toronto	3-1	L	19-44-8	46
30	DEC. 6	@	Detroit	6-2	L	11-15-4	26	72	MAR. 16		ST. LOUIS	4-0	W	20-44-8	48
31	DEC. 8	@	Toronto	5-4	W	12-15-4	28	73	MAR. 19		DETROIT	4-2	W	21-44-8	50
32	DEC. 10		FLORIDA	5-2	L	12-16-4	28	74	MAR. 23		MONTREAL	3-1	W	22-44-8	52
33	DEC. 12		TORONTO	3-3	T	12-16-5	29	75	MAR. 25		SAN JOSE	8-3	L	22-45-8	52
34	DEC. 17	@	Vancouver	6-1	L	12-17-5	29	76	MAR. 27		NY RANGERS	3-1	W	23-45-8	54
35	DEC. 18	@	Calgary	5-4	L	12-18-5	29	77	MAR. 29	@	San Jose	9-4	L	23-46-8	54
36	DEC. 20		ANAHEIM	7-5	L	12-19-5	29	78	APR. 1	@	Vancouver	5-1	L	23-47-8	54
37	DEC. 23		QUEBEC	5-2	W	13-19-5	31	79	APR. 4		PHILADELPHIA	2-2	T	23-47-9	55
38	DEC. 27	@	Edmonton	6-0	L	13-20-5	31	80	APR. 6		EDMONTON	4-3	L	23-48-9	55
39	DEC. 29		CHICAGO	3-2	W	14-20-5	33	81	APR. 9		LOS ANGELES	4-3	W	24-48-9	57
40	DEC. 31		ST. LOUIS	2-1	W	15-20-5	35	82	APR. 10	@	Toronto	7-0	L	24-49-9	57
41	JAN. 2	@	Chicago	5-1	L	15-21-5	35	83	APR. 12	@	Washington	4-3	L	24-50-9	57
42	JAN. 5	@	Hartford	4-0	L	15-22-5	35	84	APR. 14	@	St. Louis	3-1	L	24-51-9	57



16-25-7 (39 points), 6th Central Division

PLAYER	GP	G	A	PTS	PIM
Alexei Zhamnov	48	30	35	65	20
Keith Tkachuk	48	22	29	51	152
Teemu Selanne	45	22	26	48	2
Nelson Emerson	48	14	23	37	26
Igor Korolev	45	8	22	30	10
Dallas Drake	43	8	18	26	30
Stephane Quintal	43	6	17	23	78
Teppo Numminen	42	5	16	21	16
Dave Manson	44	3	15	18	139
Thomas Steen	31	5	10	15	14
Darryl Shannon	40	5	9	14	48
Randy Gilhen	44	5	6	11	52
*Eddie Olczyk	13	2	8	10	8
*Mike Eastwood	13	3	6	9	4
Darrin Shannon	19	5	3	8	14
#Tie Domi	31	4	4	8	128
Kris King	48	4	2	6	85

PLAYER	GP	G	A	PTS	PIM
Neil Wilkinson	40	1	4	5	75
Michal Grosek	24	2	2	4	21
#Igor Ulanov	19	1	3	4	27
#Mike Eagles	27	2	1	3	40
Greg Brown	9	0	3	3	17
Rob Murray	10	0	2	2	2
Oleg Mikulchik	25	0	2	2	12
Craig Martin	20	0	1	1	19
Nikolai Khabibulin	26	0	1	1	4
Tim Cheveldae	30	0	1	1	2
Tavis Hansen	1	0	0	0	0
#Arto Blomsten	1	0	0	0	2
John LeBlanc	2	0	0	0	0
Luciano Borsato	4	0	0	0	0
Russ Romaniuk	6	0	0	0	0
Brent Thompson	29	0	0	0	78

GOALTENDER	GP	MIN	GAA	W-L-T	SO	GA	SA	SV%
Tim Cheveldae	30	1571	3.70	8-16-3	0	97	818	.881
Nikolai Khabibulin	26	1339	3.41	8-9-4	0	76	723	.895

* - Acquired during season # - Relocated during season

#	DATE	H/R	OPPONENT	SCORE	RES	RECORD	PTS
1	JAN. 20		CALGARY	3-3	T	0-0-1	1
2	JAN. 21		ANAHEIM	4-3	L	0-1-1	1
3	JAN. 23		CHICAGO	5-3	W	1-1-1	3
4	JAN. 25	@	San Jose	4-0	L	1-2-1	3
5	JAN. 27	@	Anaheim	3-2	L	1-3-1	3
6	JAN. 28	@	Los Angeles	4-2	L	1-4-1	3
7	FEB. 2		ST. LOUIS	5-4	L	1-5-1	3
8	FEB. 4		SAN JOSE	3-3	T	1-5-2	4
9	FEB. 6	@	Calgary	5-4	W	2-5-2	6
10	FEB. 8	@	Edmonton	3-3	T	2-5-3	7
11	FEB. 9	@	Vancouver	5-1	L	2-6-3	7
12	FEB. 11	@	St. Louis	3-2	W	3-6-3	9
13	FEB. 13	@	Dallas	7-4	W	4-6-3	11
14	FEB. 15		DETROIT	5-1	L	4-7-3	11
15	FEB. 17		ST. LOUIS	4-3	L	4-8-3	11
16	FEB. 22	@	Vancouver	4-1	W	5-8-3	13
17	FEB. 24		ANAHEIM	4-2	W	6-8-3	15
18	FEB. 25	@	Toronto	5-2	L	6-9-3	15
19	FEB. 28		DALLAS	4-0	L	6-10-3	15
20	MAR. 2	@	Detroit	6-1	L	6-11-3	15
21	MAR. 4		SAN JOSE	4-2	W	7-11-3	17
22	MAR. 5		CALGARY	3-2	W	8-11-3	19
23	MAR. 10		DALLAS	4-3	W	9-11-3	21
24	MAR. 11		LOS ANGELES	4-2	L	9-12-3	21

#	DATE	H/R	OPPONENT	SCORE	RES	RECORD	PTS
25	MAR. 14		VANCOUVER	3-3	T	9-12-4	22
26	MAR. 17	@	Calgary	8-4	L	9-13-4	22
27	MAR. 19		CHICAGO	3-2	L	9-14-4	22
28	MAR. 22	@	Detroit	6-3	L	9-15-4	22
29	MAR. 24	@	Toronto	3-2	L	9-16-4	22
30	MAR. 25		TORONTO	3-3	T	9-16-5	23
31	MAR. 28	@	San Jose	6-5	L	9-17-5	23
32	MAR. 30	@	Anaheim	3-1	L	9-18-5	23
33	APR. 1	@	Los Angeles	7-7	T	9-18-6	24
34	APR. 5		CHICAGO	4-1	W	10-18-6	26
35	APR. 7		VANCOUVER	7-4	W	11-18-6	28
36	APR. 8	@	Toronto	4-3	L	11-19-6	28
37	APR. 11	@	St. Louis	7-5	L	11-20-6	28
38	APR. 13		ST. LOUIS	5-2	W	12-20-6	30
39	APR. 15		TORONTO	5-1	W	13-20-6	32
40	APR. 17		EDMONTON	6-5	L	13-21-7	32
41	APR. 19	@	Detroit	5-5	T	13-21-7	33
42	APR. 21	@	Chicago	2-1	W	14-21-7	35
43	APR. 23	@	Dallas	5-2	L	14-22-7	35
44	APR. 25		EDMONTON	5-3	L	14-23-7	35
45	APR. 27		DETROIT	4-3	W	15-23-7	37
46	APR. 29	@	Edmonton	5-1	W	16-23-7	39
47	MAY 1	@	Chicago	3-2	L	16-24-7	39
48	MAY 2		LOS ANGELES	2-1	L	16-25-7	39



36-40-6 (78 points), 5th Central Division

PLAYER	GP	G	A	PTS	PIM
Keith Tkachuk	76	50	48	98	156
#Teemu Selanne	51	24	48	72	18
Alexei Zhamnov	58	22	37	59	65
Teppo Numminen	74	11	43	54	22
Igor Korolev	73	22	29	51	42
Eddie Olczyk	51	27	22	49	65
Dallas Drake	69	19	20	39	36
#Darren Turcotte	59	16	16	32	26
Dave Manson	82	7	23	30	205
*Norm Maciver	39	5	25	30	26
Mike Eastwood	80	14	14	28	20
Mike Stapleton	58	10	14	24	37
Darrin Shannon	63	5	18	23	28
Kris King	81	9	11	20	151
*Craig Janney	13	7	13	20	0
Deron Quint	51	5	13	18	22
Shane Doan	74	7	10	17	101
#Darryl Shannon	48	2	7	9	72
*Oleg Tverdovsky	31	0	8	8	6
Jim McKenzie	73	4	2	6	202
Jeff Finley	65	1	5	6	81

GOALTENDER	GP	MIN	GAA	W-L-T	SO	GA	SA	SV%
Scott Langkow	1	6	0.00	0-0-0	0	0	2	1.000
Nikolai Khabibulin	53	2914	3.13	26-20-3	2	152	1656	.908
*Dominic Roussel	7	285	3.37	2-2-0	0	16	134	.881
#Tim Cheveldae	30	1695	3.93	8-18-3	0	111	948	.883
Tom Draper	1	34	5.29	0-0-0	0	3	14	.786

* - Acquired during season # - Relocated during season

PLAYER	GP	G	A	PTS	PIM
Randy Gilhen	22	2	3	5	12
*Chad Kilger	29	2	3	5	12
#Neil Wilkinson	21	1	4	5	33
*Craig Muni	25	1	3	4	37
Iain Fraser	12	1	1	2	4
Jason Doig	15	1	1	2	28
Craig Mills	4	0	2	2	0
Brent Thompson	10	0	1	1	21
#Stewart Malgunas	29	0	1	1	32
*Tom Draper	1	0	0	0	0
Rob Murray	1	0	0	0	2
Scott Langkow	1	0	0	0	0
#Michal Grosek	1	0	0	0	0
*Dallas Eakins	2	0	0	0	0
*Ravil Gusmanov	4	0	0	0	0
*Dominic Roussel	7	0	0	0	2
*Denis Chasse	15	0	0	0	12
Ed Ronan	17	0	0	0	16
#Tim Cheveldae	30	0	0	0	0
Nikolai Khabibulin	53	0	0	0	12

#	DATE	H/R OPPONENT	SCORE	RES	RECORD	PTS
1	OCT. 7	DALLAS	7-5	W	1-0-0	2
2	OCT. 9	ANAHEIM	4-3	W	2-0-0	4
3	OCT. 11	@ NY Rangers	6-4	L	2-1-0	4
4	OCT. 12	@ New Jersey	4-1	L	2-2-0	4
5	OCT. 15	DETROIT	5-5	T	2-2-1	5
6	OCT. 17	TAMPA BAY	5-2	W	3-2-1	7
7	OCT. 19	SAN JOSE	3-3	T	3-2-2	8
8	OCT. 22	@ Anaheim	6-2	L	3-3-2	8
9	OCT. 25	@ San Jose	6-1	W	4-3-2	10
10	OCT. 27	@ Edmonton	7-5	L	4-4-2	10
11	OCT. 28	@ Vancouver	4-1	W	5-4-2	12
12	OCT. 30	DETROIT	3-2	W	6-4-2	14
13	NOV. 1	TORONTO	4-2	L	6-5-2	14
14	NOV. 3	COLORADO	5-2	L	6-6-2	14
15	NOV. 5	@ Buffalo	4-3	W	7-6-2	16
16	NOV. 10	@ St. Louis	3-2	L	7-7-2	16
17	NOV. 14	CHICAGO	6-5	W	8-7-2	18
18	NOV. 17	NY RANGERS	6-3	W	9-7-2	20
19	NOV. 18	@ Toronto	2-1	L	9-8-2	20
20	NOV. 21	@ Boston	5-4	L	9-9-2	20
21	NOV. 22	@ Ottawa	3-1	W	10-9-2	22
22	NOV. 26	EDMONTON	4-0	W	11-9-2	24
23	NOV. 28	TORONTO	4-3	W	12-9-2	26
24	NOV. 30	ST. LOUIS	4-1	L	12-10-2	26
25	DEC. 2	CHICAGO	2-2	T	12-10-3	27
26	DEC. 3	CALGARY	5-2	W	13-10-3	29
27	DEC. 6	@ Los Angeles	6-3	L	13-11-3	29
28	DEC. 7	@ San Jose	5-3	L	13-12-3	29
29	DEC. 10	WASHINGTON	6-1	L	13-13-3	29
30	DEC. 12	MONTREAL	6-5	L	13-14-3	29
31	DEC. 15	EDMONTON	9-4	W	14-14-3	31
32	DEC. 17	@ Chicago	3-1	L	14-15-3	31
33	DEC. 19	@ Tampa Bay	6-3	L	14-16-3	31
34	DEC. 21	@ Florida	6-1	L	14-17-3	31
35	DEC. 23	ST. LOUIS	2-1	W	15-17-3	33
36	DEC. 28	@ Chicago	4-3	L	15-18-3	33
37	DEC. 29	NEW JERSEY	5-3	W	16-18-3	35
38	DEC. 31	BOSTON	5-3	L	16-19-3	35
39	JAN. 3	@ Los Angeles	5-4	W	17-19-3	37
40	JAN. 5	@ Dallas	5-4	L	17-20-3	37
41	JAN. 8	@ Detroit	6-4	W	18-20-3	39

#	DATE	H/R OPPONENT	SCORE	RES	RECORD	PTS
42	JAN. 10	BUFFALO	4-1	W	19-20-3	41
43	JAN. 12	HARTFORD	3-2	L	19-21-3	41
44	JAN. 14	ANAHEIM	6-4	L	19-22-3	41
45	JAN. 16	@ Washington	1-1	T	19-22-4	42
46	JAN. 17	@ Toronto	4-2	W	20-22-4	44
47	JAN. 24	ST. LOUIS	6-5	L	20-23-4	44
48	JAN. 27	@ Montreal	4-1	L	20-24-4	44
49	JAN. 29	@ Dallas	2-1	W	21-24-4	46
50	FEB. 1	@ Colorado	6-4	L	21-25-4	46
51	FEB. 4	VANCOUVER	4-2	L	21-26-4	46
52	FEB. 8	OTTAWA	6-2	W	22-26-4	48
53	FEB. 10	@ Calgary	3-2	W	23-26-4	50
54	FEB. 13	@ Vancouver	5-4	L	23-27-4	50
55	FEB. 16	PITTSBURGH	1-0	L	23-28-4	50
56	FEB. 18	@ St. Louis	3-0	L	23-29-4	50
57	FEB. 21	VANCOUVER	5-3	L	23-30-4	50
58	FEB. 23	CHICAGO	1-0	W	24-30-4	52
59	FEB. 26	LOS ANGELES	4-3	W	25-30-4	54
60	FEB. 28	TORONTO	4-3	W	26-30-4	56
61	MAR. 1	@ Hartford	5-2	W	27-30-4	58
62	MAR. 3	@ NY Islanders	7-5	W	28-30-4	60
63	MAR. 5	@ Pittsburgh	9-4	L	28-31-4	60
64	MAR. 7	FLORIDA	5-3	W	29-31-4	62
65	MAR. 9	NY ISLANDERS	4-2	L	29-32-4	62
66	MAR. 10	DETROIT	5-2	L	29-33-4	62
67	MAR. 12	@ Detroit	5-2	L	29-34-4	62
68	MAR. 13	@ Toronto	3-3	T	29-34-5	63
69	MAR. 16	@ Philadelphia	3-0	L	29-35-5	63
70	MAR. 20	SAN JOSE	7-1	L	29-36-5	63
71	MAR. 22	PHILADELPHIA	4-1	W	30-36-5	65
72	MAR. 24	COLORADO	5-2	L	30-37-5	65
73	MAR. 26	@ Dallas	8-2	W	31-37-5	67
74	MAR. 27	@ Colorado	3-1	W	32-37-5	69
75	MAR. 29	@ Edmonton	3-2	L	32-38-5	69
76	MAR. 31	@ Calgary	4-1	W	33-38-5	71
77	APR. 3	DALLAS	3-1	W	34-38-5	73
78	APR. 6	CALGARY	4-3	W	35-38-5	75
79	APR. 8	@ St. Louis	2-2	T	35-38-6	76
80	APR. 10	@ Detroit	5-2	L	35-39-6	76
81	APR. 12	LOS ANGELES	5-3	W	36-39-6	78
82	APR. 14	@ Anaheim	5-2	L	36-40-6	78



38-37-7 (83 points), 3rd Central Division

PLAYER	GP	G	A	PTS	PIM
Keith Tkachuk	81	52	34	86	228
Jeremy Roenick	72	29	40	69	115
Mike Gartner	82	32	31	63	38
Oleg Tverdovsky	82	10	45	55	30
Craig Janney	77	15	38	53	26
Cliff Ronning	69	19	32	51	26
Dallas Drake	63	17	19	36	52
Teppo Numminen	82	2	25	27	28
Darrin Shannon	82	11	13	24	41
Bob Corkum	80	9	11	20	40
#Dave Manson	66	3	17	20	164
Mike Stapleton	55	4	11	15	36
Deron Quint	27	3	11	14	4
Kris King	81	3	11	14	185
Norm Maciver	32	4	9	13	24
Shane Doan	63	4	8	12	49
Igor Korolev	41	3	7	10	28
Jim Johnson	55	3	7	10	74
Jeff Finley	65	3	7	10	40

PLAYER	GP	G	A	PTS	PIM
Jim McKenzie	65	5	3	8	200
Chad Kilger	24	4	3	7	13
*Jayson More	23	1	6	7	37
Brad McCrimmon	37	1	5	6	18
#Mike Eastwood	33	1	3	4	4
*Gerald Diduck	11	1	2	3	23
Nikolai Khabibulin	72	0	3	3	16
Jocelyn Lemieux	2	1	0	1	0
Darcy Wakaluk	16	0	1	1	4
Parris Duffus	1	0	0	0	0
Jason Simon	1	0	0	0	0
Brent Thompson	1	0	0	0	7
Tavis Hansen	1	0	0	0	0
*Pat Jablonski	2	0	0	0	0
Kevin Dahl	2	0	0	0	0
Juha Ylonen	2	0	0	0	0
#Dallas Eakins	4	0	0	0	10
Mike Hudson	7	0	0	0	2
*Murray Baron	8	0	0	0	4

GOALTENDER	GP	MIN	GAA	W-L-T	SO	GA	SA	SV%
Nikolai Khabibulin	72	4091	2.83	30-33-6	7	193	2094	.908
Darcy Wakaluk	16	782	2.99	8-3-1	1	39	386	.899
*Pat Jablonski	2	59	2.03	0-1-0	0	2	24	.917
Parris Duffus	1	29	2.07	0-0-0	0	1	8	.875

* - Acquired during season # - Relocated during season

#	DATE	H/R	OPPONENT	SCORE	RES	RECORD	PTS	#	DATE	H/R	OPPONENT	SCORE	RES	RECORD	PTS
1	OCT. 5	@	Hartford	1-0	L	0-1-0	0	42	JAN. 9		DETROIT	5-4	L	18-20-4	40
2	OCT. 7	@	Boston	5-2	W	1-1-0	2	43	JAN. 10	@	Dallas	4-3	W	19-20-4	42
3	OCT. 10		SAN JOSE	4-1	W	2-1-0	4	44	JAN. 12		BUFFALO	3-2	L	19-21-4	42
4	OCT. 12		ANAHEIM	4-2	W	3-1-0	6	45	JAN. 13	@	San Jose	5-4	L	19-22-4	42
5	OCT. 14		EDMONTON	6-3	L	3-2-0	6	46	JAN. 15		ST. LOUIS	4-1	L	19-23-4	42
6	OCT. 18		PHILADELPHIA	3-1	L	3-3-0	6	47	JAN. 23		ANAHEIM	6-3	W	20-23-4	44
7	OCT. 20		FLORIDA	1-1	T	3-3-1	7	48	JAN. 25		VANCOUVER	4-0	W	21-23-4	46
8	OCT. 22		ST. LOUIS	2-1	L	3-4-1	7	49	JAN. 28	@	Philadelphia	4-1	L	21-24-4	46
9	OCT. 26	@	Toronto	5-2	L	3-5-1	7	50	JAN. 29	@	Detroit	3-0	W	22-24-4	48
10	OCT. 28	@	Montreal	5-4	W	4-5-1	9	51	FEB. 1	@	Pittsburgh	4-1	L	22-25-4	48
11	OCT. 30	@	Edmonton	4-1	L	4-6-1	9	52	FEB. 4		TAMPA BAY	2-0	L	22-26-4	48
12	NOV. 1	@	Calgary	3-2	W	5-6-1	11	53	FEB. 6		CHICAGO	3-2	W	23-26-4	50
13	NOV. 3		MONTREAL	4-4	T	5-6-2	12	54	FEB. 8		DALLAS	5-4	L	23-27-4	50
14	NOV. 6		DALLAS	3-2	L	5-7-2	12	55	FEB. 10	@	St. Louis	4-2	W	24-27-4	52
15	NOV. 8		COLORADO	4-1	L	5-8-2	12	56	FEB. 12	@	Dallas	5-0	W	25-27-4	54
16	NOV. 14		HARTFORD	2-1	L	5-9-2	12	57	FEB. 13		COLORADO	3-2	L	25-28-4	54
17	NOV. 16		TORONTO	3-2	W	6-9-2	14	58	FEB. 15		BOSTON	5-4	W	26-28-4	56
18	NOV. 18		DETROIT	2-2	T	6-9-3	15	59	FEB. 18		LOS ANGELES	6-1	W	27-28-4	58
19	NOV. 20	@	Colorado	6-0	L	6-10-3	15	60	FEB. 22	@	Anaheim	4-2	L	27-29-4	58
20	NOV. 21	@	St. Louis	4-3	L	6-11-3	15	61	FEB. 24		DETROIT	5-3	L	27-30-4	58
21	NOV. 23		NY ISLANDERS	3-3	T	6-11-4	16	62	FEB. 26	@	Calgary	5-2	W	28-30-4	60
22	NOV. 26		NY RANGERS	3-1	L	6-12-4	16	63	FEB. 27	@	Vancouver	6-2	L	28-31-4	60
23	NOV. 28		NEW JERSEY	4-3	W	7-12-4	18	64	MAR. 2		CHICAGO	4-0	L	28-32-4	60
24	NOV. 30		CALGARY	3-1	W	8-12-4	20	65	MAR. 5	@	Florida	3-0	W	29-32-4	62
25	DEC. 3		LOS ANGELES	4-1	L	8-13-4	20	66	MAR. 6	@	Tampa Bay	5-0	W	30-32-4	64
26	DEC. 5	@	St. Louis	3-0	W	9-13-4	22	67	MAR. 8	@	Chicago	2-0	W	31-32-4	66
27	DEC. 7	@	New Jersey	4-3	W	10-13-4	24	68	MAR. 10		OTTAWA	4-1	L	31-33-4	66
28	DEC. 9	@	NY Rangers	5-2	L	10-14-4	24	69	MAR. 12		PITTSBURGH	5-5	T	31-33-5	67
29	DEC. 10	@	NY Islanders	8-2	L	10-15-4	24	70	MAR. 14	@	San Jose	4-1	W	32-33-5	69
30	DEC. 13	@	Ottawa	4-2	W	11-15-4	26	71	MAR. 17		ST. LOUIS	3-2	W	33-33-5	71
31	DEC. 14	@	Toronto	5-3	W	12-15-4	28	72	MAR. 19	@	Dallas	7-2	L	33-34-5	71
32	DEC. 17		WASHINGTON	4-3	W	13-15-4	30	73	MAR. 20	@	Chicago	4-2	W	34-34-5	73
33	DEC. 20		TORONTO	5-2	W	14-15-4	32	74	MAR. 22	@	Toronto	3-0	W	35-34-5	75
34	DEC. 22		CALGARY	7-2	L	14-16-4	32	75	MAR. 27		TORONTO	1-1	T	35-34-6	76
35	DEC. 23	@	Anaheim	2-1	W	15-16-4	34	76	MAR. 29		EDMONTON	3-1	L	35-35-6	76
36	DEC. 26	@	Los Angeles	5-2	L	15-17-4	34	77	APR. 1		SAN JOSE	7-1	W	36-35-6	78
37	DEC. 27		VANCOUVER	7-4	W	16-17-4	36	78	APR. 3	@	Los Angeles	5-4	W	37-35-6	80
38	DEC. 30	@	Detroit	5-3	W	17-17-4	38	79	APR. 6	@	Colorado	2-1	L	37-36-6	80
39	JAN. 2	@	Chicago	4-2	W	18-17-4	40	80	APR. 7		DALLAS	2-2	T	37-36-7	81
40	JAN. 3	@	Washington	3-0	L	18-18-4	40	81	APR. 9	@	Vancouver	6-4	L	37-37-7	81
41	JAN. 5	@	Buffalo	5-1	L	18-19-4	40	82	APR. 11	@	Edmonton	6-2	W	38-37-7	83



35-35-12 (82 points), 4th Central Division

PLAYER	GP	G	A	PTS	PIM
Keith Tkachuk	69	40	26	66	147
Jeremy Roenick	79	24	32	56	103
Cliff Ronning	80	11	44	55	36
Craig Janney	68	10	43	53	12
Teppo Numminen	82	11	40	51	30
Rick Tocchet	68	26	19	45	157
Dallas Drake	60	11	29	40	71
Mike Gartner	60	12	15	27	24
Bob Corkum	76	12	9	21	28
Oleg Tverdovsky	46	7	12	19	12
Gerald Diduck	78	8	10	18	118
Brad Isbister	66	9	8	17	102
John Slaney	55	3	14	17	24
Darrin Shannon	58	2	12	14	26
Juha Ylonen	55	1	11	12	10
Shane Doan	33	5	6	11	35
Deron Quint	32	4	7	11	16
#Jayson More	41	5	5	10	53
Mike Stapleton	64	5	5	10	36

GOALTENDER	GP	MIN	GAA	W-L-T	SO	GA	SA	SV%
Jimmy Waite	17	793	2.12	5-6-1	1	28	322	.913
Nikolai Khabibulin	70	4026	2.74	30-28-10	4	184	1835	.900
Scott Langkow	3	137	4.38	0-1-1	0	10	60	.833

* - Acquired during season # - Relocated during season

#	DATE	H/R	OPPONENT	SCORE	RES	RECORD	PTS	#	DATE	H/R	OPPONENT	SCORE	RES	RECORD	PTS
1	OCT. 1		CHICAGO	6-2	W	1-0-0	2	42	JAN. 3		NY ISLANDERS	2-1	W	19-16-7	45
2	OCT. 3	@	St. Louis	7-2	L	1-1-0	2	43	JAN. 6	@	Detroit	2-0	L	19-17-7	45
3	OCT. 5	@	Philadelphia	2-1	W	2-1-0	4	44	JAN. 8	@	Boston	5-2	L	19-18-7	45
4	OCT. 8		BOSTON	3-2	L	2-2-0	4	45	JAN. 9	@	Chicago	4-2	W	20-18-7	47
5	OCT. 11	@	Colorado	3-3	T	2-2-1	5	46	JAN. 11		OTTAWA	4-4	T	20-18-8	48
6	OCT. 13		CHICAGO	2-1	W	3-2-1	7	47	JAN. 14		FLORIDA	3-2	W	21-18-8	50
7	OCT. 19		SAN JOSE	5-3	W	4-2-1	9	48	JAN. 20	@	Edmonton	6-2	L	21-19-8	50
8	OCT. 21		ANAHEIM	4-3	L	4-3-1	9	49	JAN. 21	@	Vancouver	6-1	W	22-19-8	52
9	OCT. 23		WASHINGTON	3-3	T	4-3-2	10	50	JAN. 24		EDMONTON	5-2	L	22-20-8	52
10	OCT. 26		BUFFALO	6-1	W	5-3-2	12	51	JAN. 26		VANCOUVER	4-2	W	23-20-8	54
11	OCT. 29	@	Edmonton	3-2	L	5-4-2	12	52	JAN. 28	@	Detroit	4-4	T	23-20-9	55
12	OCT. 30	@	Calgary	4-2	L	5-5-2	12	53	JAN. 30	@	Buffalo	3-3	T	23-20-10	56
13	NOV. 2		CALGARY	3-1	W	6-5-2	14	54	JAN. 31	@	Toronto	5-2	W	24-20-10	58
14	NOV. 5	@	Montreal	4-2	L	6-6-2	14	55	FEB. 3		CHICAGO	4-2	L	24-21-10	58
15	NOV. 6	@	Ottawa	4-1	L	6-7-2	14	56	FEB. 5		PHILADELPHIA	6-2	L	24-22-10	58
16	NOV. 8	@	Toronto	3-0	W	7-7-2	16	57	FEB. 7		NY RANGERS	1-1	T	24-22-11	59
17	NOV. 11		TAMPA BAY	5-2	W	8-7-2	18	58	FEB. 25		COLORADO	4-2	L	24-23-11	59
18	NOV. 13		MONTREAL	5-2	L	8-8-2	18	59	FEB. 26	@	Colorado	3-0	L	24-24-11	59
19	NOV. 15	@	San Jose	3-2	W	9-8-2	20	60	FEB. 28	@	Dallas	4-0	L	24-25-11	59
20	NOV. 17		EDMONTON	6-3	W	10-8-2	22	61	MAR. 2		DETROIT	3-1	L	24-26-11	59
21	NOV. 20	@	Vancouver	4-2	L	10-9-2	22	62	MAR. 6		CAROLINA	5-4	L	24-27-11	59
22	NOV. 22		TORONTO	2-0	W	11-9-2	24	63	MAR. 8	@	Dallas	1-1	T	24-27-12	60
23	NOV. 25		ST. LOUIS	3-2	W	12-9-2	26	64	MAR. 10		LOS ANGELES	4-3	L	24-28-12	60
24	NOV. 27		DALLAS	4-1	L	12-10-2	26	65	MAR. 12		DALLAS	5-4	W	25-28-12	62
25	NOV. 29	@	Dallas	5-2	L	12-11-2	26	66	MAR. 14	@	St. Louis	2-0	W	26-28-12	64
26	DEC. 1	@	Florida	3-2	W	13-11-2	28	67	MAR. 16	@	Washington	2-1	L	26-29-12	64
27	DEC. 3	@	Tampa Bay	2-1	L	13-12-2	28	68	MAR. 19		COLORADO	4-3	L	26-30-12	64
28	DEC. 5	@	Carolina	2-2	T	13-12-3	29	69	MAR. 21	@	Los Angeles	3-2	L	26-31-12	64
29	DEC. 6	@	NY Islanders	4-0	L	13-13-3	29	70	MAR. 22		SAN JOSE	3-1	W	27-31-12	66
30	DEC. 8	@	NY Rangers	3-1	L	13-14-3	29	71	MAR. 24		TORONTO	4-2	W	28-31-12	68
31	DEC. 10	@	Chicago	3-3	T	13-14-4	30	72	MAR. 28		NEW JERSEY	3-0	L	28-32-12	68
32	DEC. 12		PITTSBURGH	2-2	T	13-14-5	31	73	APR. 1	@	Anaheim	5-1	W	29-32-12	70
33	DEC. 14		DETROIT	3-3	T	13-14-6	32	74	APR. 3		ANAHEIM	6-3	W	30-32-12	72
34	DEC. 17		VANCOUVER	5-1	L	13-15-6	32	75	APR. 5	@	New Jersey	3-2	L	30-33-12	72
35	DEC. 19	@	Anaheim	6-2	W	14-15-6	34	76	APR. 7	@	Pittsburgh	2-1	W	31-33-12	74
36	DEC. 20		TORONTO	3-2	L	14-16-6	34	77	APR. 9	@	Detroit	5-1	L	31-34-12	74
37	DEC. 23		CALGARY	2-2	T	14-16-7	35	78	APR. 11	@	St. Louis	4-3	W	32-34-12	76
38	DEC. 26	@	San Jose	4-0	W	15-16-7	37	79	APR. 12	@	Chicago	2-1	W	33-34-12	78
39	DEC. 27	@	Los Angeles	4-2	W	16-16-7	39	80	APR. 14		DETROIT	2-1	W	34-34-12	80
40	DEC. 29	@	Calgary	5-3	W	17-16-7	41	81	APR. 16		DALLAS	3-2	W	35-34-12	82
41	JAN. 1		LOS ANGELES	4-0	W	18-16-7	43	82	APR. 18		ST. LOUIS	5-4	L	35-35-12	82



39-31-12 (90 points), 2nd Pacific Division

PLAYER	GP	G	A	PTS	PIM
Jeremy Roenick	78	24	48	72	130
Keith Tkachuk	68	36	32	68	151
Rick Tocchet	81	26	30	56	147
Greg Adams	75	19	24	43	26
Teppo Numminen	82	10	30	40	30
Dallas Drake	53	9	22	31	65
Jyrki Lumme	60	7	21	28	34
Oleg Tverdokovsky	82	7	18	25	32
Juha Ylonen	59	6	17	23	20
Daniel Briere	64	8	14	22	30
Shane Doan	79	6	16	22	54
Bob Corkum	77	9	10	19	17
Mike Stapleton	76	9	9	18	34
Keith Carney	82	2	14	16	62
*Robert Reichel	13	7	6	13	4
Deron Quint	60	5	8	13	20
#Brad Isbister	32	4	4	8	46
Jim Cummins	55	1	7	8	190
#Cliff Ronning	7	2	5	7	2
*J.J. Daigneault	35	0	7	7	32
Mike Sullivan	63	2	4	6	24

GOALTENDER	GP	MIN	GAA	W-L-T	SO	GA	SA	SV%
Nikolai Khabibulin	63	3657	2.13	32-23-7	8	130	1681	.923
*Mikhail Shtalenkov	4	243	2.22	1-2-1	0	9	104	.913
Jimmy Waite	16	898	2.74	6-5-4	1	41	390	.895
Robert Esche	3	130	3.23	0-1-0	0	7	50	.860
Scott Langkow	1	35	5.14	0-0-0	0	3	17	.824

* - Acquired during season # - Relocated during season

PLAYER	GP	G	A	PTS	PIM
Trevor Letowski	14	2	2	4	2
Tavis Hansen	20	2	1	3	12
Rob Murray	13	1	2	3	4
*Stephen Leach	22	1	1	2	37
Gerald Diduck	44	0	2	2	72
#Jason Doig	9	0	1	1	10
*Jamie Huscroft	11	0	1	1	27
*Stan Neckar	11	0	1	1	10
Andrei Vasilyev	1	0	0	0	0
#J.F. Jomphe	1	0	0	0	2
Scott Langkow	1	0	0	0	0
Joe Dziedzic	2	0	0	0	0
Sean Gagnon	2	0	0	0	7
Robert Esche	3	0	0	0	0
*Mikhail Shtalenkov	4	0	0	0	0
*Brian Noonan	7	0	0	0	0
Brad Tiley	8	0	0	0	0
#Bryan Helmer	11	0	0	0	23
Louie DeBrusk	15	0	0	0	34
Jimmy Waite	16	0	0	0	2
Nikolai Khabibulin	63	0	0	0	8

#	DATE	H/R	OPPONENT	SCORE	RES	RECORD	PTS
1	OCT. 11		OTTAWA	4-1	L	0-1-0	0
2	OCT. 15		COLORADO	5-2	W	1-1-0	2
3	OCT. 19		BOSTON	3-1	W	2-1-0	4
4	OCT. 22	@	Dallas	2-1	L	2-2-0	4
5	OCT. 25	@	Anaheim	2-2	T	2-2-1	5
6	OCT. 26	@	Colorado	5-1	W	3-2-1	7
7	OCT. 28	@	San Jose	4-2	W	4-2-1	9
8	NOV. 1	@	Los Angeles	3-0	W	5-2-1	11
9	NOV. 6		DETROIT	3-1	W	6-2-1	13
10	NOV. 10		COLORADO	1-1	T	6-2-2	14
11	NOV. 11	@	Dallas	2-0	W	7-2-2	16
12	NOV. 14		TAMPA BAY	4-1	W	8-2-2	18
13	NOV. 18		VANCOUVER	4-2	W	9-2-2	20
14	NOV. 20	@	San Jose	2-1	W	10-2-2	22
15	NOV. 21		EDMONTON	3-2	W	11-2-2	24
16	NOV. 24		CHICAGO	3-2	W	12-2-2	26
17	NOV. 26		NEW JERSEY	3-2	W	13-2-2	28
18	NOV. 28	@	Los Angeles	4-0	W	14-2-2	30
19	DEC. 2	@	Edmonton	4-3	L	14-3-2	30
20	DEC. 5	@	Calgary	3-2	W	15-3-2	32
21	DEC. 6	@	Vancouver	3-3	T	15-3-3	33
22	DEC. 9		MONTREAL	4-2	W	16-3-3	35
23	DEC. 12	@	Ottawa	2-0	W	17-3-3	37
24	DEC. 14	@	Montreal	2-2	T	17-3-4	38
25	DEC. 16	@	Tampa Bay	5-2	L	17-4-4	38
26	DEC. 17	@	St. Louis	3-2	L	17-5-4	38
27	DEC. 20		NY ISLANDERS	4-2	W	18-5-4	40
28	DEC. 22	@	Detroit	6-2	W	19-5-4	42
29	DEC. 23	@	Chicago	4-3	L	19-6-4	42
30	DEC. 26	@	Los Angeles	2-1	W	20-6-4	44
31	DEC. 28		LOS ANGELES	4-2	L	20-7-4	44
32	DEC. 30		NY RANGERS	3-1	W	21-7-4	46
33	JAN. 1		DALLAS	2-1	L	21-8-4	46
34	JAN. 5		FLORIDA	2-2	T	21-8-5	47
35	JAN. 7		EDMONTON	7-1	L	21-9-5	47
36	JAN. 8	@	Anaheim	4-1	L	21-10-5	47
37	JAN. 11		BUFFALO	1-0	W	22-10-5	49
38	JAN. 13		PITTSBURGH	5-3	W	23-10-5	51
39	JAN. 15	@	Nashville	2-0	L	23-11-5	51
40	JAN. 17	@	Chicago	1-1	T	23-11-6	52
41	JAN. 19		ST. LOUIS	4-2	W	24-11-6	54
42	JAN. 21		ANAHEIM	3-3	T	24-11-7	55
43	JAN. 26	@	Buffalo	1-1	T	24-11-8	56
44	JAN. 28	@	Philadelphia	4-2	L	24-12-8	56
45	JAN. 29	@	NY Islanders	4-4	T	24-12-9	57
46	JAN. 31	@	Nashville	5-1	W	25-12-9	59
47	FEB. 2		CALGARY	2-2	T	25-12-10	60
48	FEB. 4		SAN JOSE	3-1	W	26-12-10	62
49	FEB. 6		CHICAGO	3-0	W	27-12-10	64
50	FEB. 8		SAN JOSE	3-0	L	27-13-10	64
51	FEB. 10		LOS ANGELES	3-0	W	28-13-10	66
52	FEB. 13	@	Colorado	4-1	W	29-13-10	68
53	FEB. 14		ANAHEIM	5-1	L	29-14-10	68
54	FEB. 16		PHILADELPHIA	4-1	L	29-15-10	68
55	FEB. 19	@	Tampa Bay	4-2	L	29-16-10	68
56	FEB. 20	@	Florida	7-1	L	29-17-10	68
57	FEB. 22	@	Pittsburgh	4-1	L	29-18-10	68
58	FEB. 24	@	Washington	2-1	W	30-18-10	70
59	FEB. 26	@	NY Rangers	3-0	L	30-19-10	70
60	FEB. 28	@	New Jersey	4-1	L	30-20-10	70
61	MAR. 2	@	Boston	3-2	L	30-21-10	70
62	MAR. 5		DETROIT	7-2	L	30-22-10	70
63	MAR. 7		NASHVILLE	4-3	W	31-22-10	72
64	MAR. 9	@	San Jose	4-2	L	31-23-10	72
65	MAR. 11		VANCOUVER	3-0	L	31-24-10	72
66	MAR. 13		ANAHEIM	1-0	W	32-24-10	74
67	MAR. 15		CAROLINA	5-5	T	32-24-11	75
68	MAR. 17	@	Detroit	4-3	W	33-24-11	77
69	MAR. 18	@	St. Louis	2-2	T	33-24-12	78
70	MAR. 21		LOS ANGELES	4-1	W	34-24-12	80
71	MAR. 23		DALLAS	3-2	L	34-25-12	80
72	MAR. 25		WASHINGTON	4-2	W	35-25-12	82
73	MAR. 27		CALGARY	2-1	W	36-25-12	84
74	MAR. 29	@	Vancouver	1-0	L	36-26-12	84
75	MAR. 30	@	Edmonton	7-4	W	37-26-12	86
76	APR. 1	@	Calgary	4-1	W	38-26-12	88
77	APR. 6		SAN JOSE	1-0	L	38-27-12	88
78	APR. 9		NASHVILLE	4-3	L	38-28-12	88
79	APR. 11	@	Anaheim	3-0	L	38-29-12	88
80	APR. 14	@	Dallas	4-2	L	38-30-12	88
81	APR. 15		ST. LOUIS	6-4	L	38-31-12	88
82	APR. 17		DALLAS	2-0	W	39-31-12	90



39-31-8-4 (90 points), 3rd Pacific Division

PLAYER	GP	G	A	PTS	PIM	PLAYER	GP	G	A	PTS	PIM
Jeremy Roenick	75	34	44	78	102	*Lyle Odelein	16	1	7	8	19
Shane Doan	81	26	25	51	66	Louie DeBrusk	61	4	3	7	78
Travis Green	78	25	21	46	45	#Todd Gill	41	1	6	7	30
Greg Adams	69	19	27	46	14	J.J. Daigneault	53	1	6	7	22
Dallas Drake	79	15	30	45	62	*Mikael Renberg	10	2	4	6	2
Keith Tkachuk	50	22	21	43	82	Radoslav Suchy	60	0	6	6	16
Teppo Numminen	79	8	34	42	16	#Mikhail Shtalenkov	15	0	3	3	2
Jyrki Lumme	74	8	32	40	44	Daniel Briere	13	1	1	2	0
Trevor Letowski	82	19	20	39	20	David Oliver	9	1	0	1	2
#Rick Tocchet	64	12	17	29	67	Jean-Guy Trudel	1	0	0	0	0
Juha Ylonen	76	6	23	29	12	Wyatt Smith	2	0	0	0	0
Mika Alatalo	82	10	17	27	36	Kevin Sawyer	3	0	0	0	12
Keith Carney	82	4	20	24	87	Tavis Hansen	5	0	0	0	0
Mike Sullivan	79	5	10	15	10	Robert Esche	8	0	0	0	4
Benoit Hogue	27	3	10	13	10	*Chris Joseph	9	0	0	0	0
#Deron Quint	50	3	7	10	22	Bob Essensa	30	0	0	0	0
Stan Neckar	66	2	8	10	36	*Sean Burke	35	0	0	0	10

GOALTENDER	GP	MIN	GAA	W-L-T	SO	GA	SA	SV%
#Mikhail Shtalenkov	15	904	2.39	7-6-2	2	36	370	.903
*Sean Burke	35	2074	2.55	17-14-3	3	88	1022	.914
Bob Essensa	30	1573	2.78	13-10-3	1	73	719	.898
Robert Esche	8	408	3.38	2-5-0	0	23	215	.893

* - Acquired during season # - Relocated during season

#	DATE	H/R	OPPONENT	SCORE	RES	RECORD	PTS	#	DATE	H/R	OPPONENT	SCORE	RES	RECORD	PTS
1	OCT. 2	@	St. Louis	2-1	W	1-0-0-0	2	42	JAN. 10	@	NY Islanders	2-2	T	22-15-5-0	49
2	OCT. 5		ANAHEIM	4-0	W	2-0-0-0	4	43	JAN. 12		PITTSBURGH	3-1	W	23-15-5-0	51
3	OCT. 8	@	Chicago	3-3	T	2-0-1-0	5	44	JAN. 15		ANAHEIM	4-2	W	24-15-5-0	53
4	OCT. 10	@	NY Rangers	4-2	L	2-1-1-0	5	45	JAN. 17	@	Colorado	2-0	L	24-16-5-0	53
5	OCT. 11	@	Buffalo	2-2	T	2-1-2-0	6	46	JAN. 18	@	Nashville	4-4	T	24-16-6-0	54
6	OCT. 14		OTTAWA	4-3	W	3-1-2-0	8	47	JAN. 20		BUFFALO	2-1	W	25-16-6-0	56
7	OCT. 16		BOSTON	2-1	W	4-1-2-0	10	48	JAN. 23		SAN JOSE	3-2	W	26-16-6-0	58
8	OCT. 22	@	Los Angeles	6-3	W	5-1-2-0	12	49	JAN. 27	@	Carolina	4-2	W	27-16-6-0	60
9	OCT. 23		WASHINGTON	2-2	T	5-1-3-0	13	50	JAN. 28	@	Washington	3-2	OL	27-16-6-1	61
10	OCT. 26	@	Edmonton	3-1	L	5-2-3-0	13	51	JAN. 31		DETROIT	5-3	W	28-16-6-1	63
11	OCT. 28	@	Vancouver	4-1	W	6-2-3-0	15	52	FEB. 1	@	San Jose	1-0	W	29-16-6-1	65
12	OCT. 30	@	Colorado	5-3	W	7-2-3-0	17	53	FEB. 3		DALLAS	2-0	L	29-17-6-1	65
13	OCT. 31	@	Anaheim	3-0	W	8-2-3-0	19	54	FEB. 9		LOS ANGELES	5-2	L	29-18-6-1	65
14	NOV. 3	@	San Jose	6-3	L	8-3-3-0	19	55	FEB. 12		CALGARY	4-3	W	30-18-6-1	67
15	NOV. 5		DALLAS	6-4	L	8-4-3-0	19	56	FEB. 14		DETROIT	3-1	L	30-19-6-1	67
16	NOV. 10		EDMONTON	5-4	W	9-4-3-0	21	57	FEB. 18	@	Dallas	4-3	W	31-19-6-1	69
17	NOV. 12		VANCOUVER	3-2	L	9-5-3-0	21	58	FEB. 20		ATLANTA	4-2	W	32-19-6-1	71
18	NOV. 14		LOS ANGELES	3-2	L	9-6-3-0	21	59	FEB. 22	@	Montreal	1-0	L	32-20-6-1	71
19	NOV. 16		CALGARY	2-1	W	10-6-3-0	23	60	FEB. 23	@	Toronto	5-3	L	32-21-6-1	71
20	NOV. 18	@	Los Angeles	3-2	W	11-6-3-0	25	61	FEB. 25	@	Calgary	3-3	T	32-21-7-1	72
21	NOV. 20		CHICAGO	3-1	W	12-6-3-0	27	62	FEB. 27	@	Vancouver	2-1	L	32-22-7-1	72
22	NOV. 25		NEW JERSEY	4-2	W	13-6-3-0	29	63	MAR. 1		CAROLINA	7-5	W	33-22-7-1	74
23	NOV. 26		COLORADO	7-0	W	14-6-3-0	31	64	MAR. 3		DALLAS	4-1	L	33-23-7-1	74
24	NOV. 28	@	Detroit	4-3	W	15-6-3-0	33	65	MAR. 5	@	Chicago	7-3	L	33-24-7-1	74
25	NOV. 30	@	Nashville	6-3	W	16-6-3-0	35	66	MAR. 7	@	St. Louis	4-0	L	33-25-7-1	74
26	DEC. 2		TAMPA BAY	3-1	W	17-6-3-0	37	67	MAR. 9		NY ISLANDERS	5-0	W	34-25-7-1	76
27	DEC. 4		ANAHEIM	2-1	L	17-7-3-0	37	68	MAR. 11		VANCOUVER	5-0	W	35-25-7-1	78
28	DEC. 6	@	Dallas	3-2	W	18-7-3-0	39	69	MAR. 13		PHILADELPHIA	4-1	L	35-26-7-1	78
29	DEC. 8		FLORIDA	6-1	L	18-8-3-0	39	70	MAR. 15		ST. LOUIS	5-3	L	35-27-7-1	78
30	DEC. 11	@	Pittsburgh	4-2	L	18-9-3-0	39	71	MAR. 17		NASHVILLE	4-3	OL	35-27-7-2	79
31	DEC. 13	@	Boston	2-0	L	18-10-3-0	39	72	MAR. 21		CHICAGO	3-0	L	35-28-7-2	79
32	DEC. 16	@	Philadelphia	5-3	L	18-11-3-0	39	73	MAR. 23		COLORADO	4-2	L	35-29-7-2	79
33	DEC. 19		SAN JOSE	4-3	W	19-11-3-0	41	74	MAR. 24	@	San Jose	5-1	L	35-30-7-2	79
34	DEC. 21		ST. LOUIS	6-0	L	19-12-3-0	41	75	MAR. 26	@	Anaheim	4-3	OL	35-30-7-3	80
35	DEC. 22	@	Anaheim	8-2	W	20-12-3-0	43	76	MAR. 29	@	Atlanta	3-2	W	36-30-7-3	82
36	DEC. 26	@	Los Angeles	3-2	W	21-12-3-0	45	77	MAR. 31	@	Calgary	3-1	W	37-30-7-3	84
37	DEC. 28		NY RANGERS	2-2	T	21-12-4-0	46	78	APR. 1	@	Edmonton	4-3	OL	37-30-7-4	85
38	JAN. 1		EDMONTON	5-4	L	21-13-4-0	46	79	APR. 3		LOS ANGELES	2-1	W	38-30-7-4	87
39	JAN. 4	@	Detroit	5-2	W	22-13-4-0	48	80	APR. 5		NASHVILLE	3-2	W	39-30-7-4	89
40	JAN. 6	@	Ottawa	5-2	L	22-14-4-0	48	81	APR. 7		SAN JOSE	3-1	L	39-31-7-4	89
41	JAN. 8	@	New Jersey	4-3	L	22-15-4-0	48	82	APR. 9	@	Dallas	2-2	T	39-31-8-4	90

*Records for '99-00 are "adjusted" to reflect overtime losses instead of regulation ties.



35-27-17-3 (90 points), 4th Pacific Division

PLAYER	GP	G	A	PTS	PIM
Jeremy Roenick	80	30	46	76	114
#Keith Tkachuk	64	29	42	71	108
Shane Doan	76	26	37	63	89
Joé Juneau	69	10	23	33	28
Landon Wilson	70	18	13	31	92
Teppo Numminen	72	5	26	31	36
Travis Green	69	13	15	28	63
Claude Lemieux	46	10	16	26	58
Brad May	62	11	14	25	107
Jyrki Lumme	58	4	21	25	44
Juha Ylonen	69	9	14	23	38
Trevor Letowski	77	7	15	22	32
Mika Alatalo	70	7	12	19	22
Ossi Vaananen	81	4	12	16	90
Keith Carney	82	2	14	16	86
Daniel Briere	30	11	4	15	12
Wyatt Smith	42	3	7	10	13

PLAYER	GP	G	A	PTS	PIM
Radoslav Suchy	72	0	10	10	22
Mike Sullivan	72	5	4	9	16
*Michal Handzus	10	4	4	8	21
*Mike Johnson	12	2	3	5	4
#Stan Neckar	53	2	2	4	63
*Paul Mara	16	0	4	4	14
Joel Bouchard	32	1	2	3	22
Robert Esche	25	0	3	3	2
#Chris Joseph	24	1	1	2	16
*Ladislav Nagy	6	0	1	1	2
*Todd Simpson	13	0	1	1	12
Sean Burke	62	0	1	1	16
Brad Ralph	1	0	0	0	0
David Cullen	2	0	0	0	0
Tavis Hansen	7	0	0	0	4
Louie DeBrusk	39	0	0	0	79

GOALTENDER	GP	MIN	GAA	W-L-T	SO	GA	SA	SV%
Sean Burke	62	3644	2.27	25-22-13	4	138	1766	.922
Robert Esche	25	1350	3.02	10-8-4	2	68	657	.896

* - Acquired during season # - Relocated during season

#	DATE	H/R	OPPONENT	SCORE	RES	RECORD	PTS
1	OCT. 5		ST. LOUIS	4-1	W	1-0-0-0	2
2	OCT. 7		MINNESOTA	4-1	W	2-0-0-0	4
3	OCT. 12	@	San Jose	2-1	L	2-1-0-0	4
4	OCT. 14		PHILADELPHIA	6-3	W	3-1-0-0	6
5	OCT. 15	@	Los Angeles	6-5	W	4-1-0-0	8
6	OCT. 18		FLORIDA	2-1	W	5-1-0-0	10
7	OCT. 21	@	Vancouver	3-2	W	6-1-0-0	12
8	OCT. 22	@	Edmonton	3-3	T	6-1-1-0	13
9	OCT. 24	@	Calgary	2-2	T	6-1-2-0	14
10	OCT. 27	@	Dallas	4-2	W	7-1-2-0	16
11	OCT. 28		LOS ANGELES	3-1	W	8-1-2-0	18
12	OCT. 30	@	Colorado	4-0	W	9-1-2-0	20
13	NOV. 1	@	Anaheim	1-1	T	9-1-3-0	21
14	NOV. 3		DALLAS	2-2	T	9-1-4-0	22
15	NOV. 7	@	Los Angeles	3-3	T	9-1-5-0	23
16	NOV. 8		DETROIT	4-2	L	9-2-5-0	23
17	NOV. 11	@	Columbus	2-1	L	9-3-5-0	23
18	NOV. 12	@	NY Rangers	2-0	W	10-3-5-0	25
19	NOV. 14	@	Washington	2-2	T	10-3-6-0	26
20	NOV. 16		COLORADO	6-3	W	11-3-6-0	28
21	NOV. 18		ANAHEIM	6-2	L	11-4-6-0	28
22	NOV. 21		CHICAGO	4-1	L	11-5-6-0	28
23	NOV. 25	@	St. Louis	5-1	L	11-6-6-0	28
24	NOV. 26	@	Philadelphia	2-1	W	12-6-6-0	30
25	NOV. 29	@	Colorado	2-1	L	12-7-6-0	30
26	NOV. 30		MINNESOTA	2-0	W	13-7-6-0	32
27	DEC. 2		DALLAS	5-2	L	13-8-6-0	32
28	DEC. 6		VANCOUVER	1-1	T	13-8-7-0	33
29	DEC. 10		COLUMBUS	1-1	T	13-8-8-0	34
30	DEC. 14		TAMPA BAY	3-2	W	14-8-8-0	36
31	DEC. 16		SAN JOSE	2-1	OL	14-8-8-1	37
32	DEC. 20		CALGARY	4-2	W	15-8-8-1	39
33	DEC. 22		ATLANTA	5-1	W	16-8-8-1	41
34	DEC. 27	@	Chicago	1-1	T	16-8-9-1	42
35	DEC. 29	@	Minnesota	2-2	T	16-8-10-1	43
36	DEC. 30	@	St. Louis	2-1	L	16-9-10-1	43
37	JAN. 1		SAN JOSE	3-2	L	16-10-10-1	43
38	JAN. 4		NY RANGERS	3-1	W	17-10-10-1	45
39	JAN. 6	@	NY Islanders	2-1	W	18-10-10-1	47
40	JAN. 9	@	Detroit	2-2	T	18-10-11-1	48
41	JAN. 10	@	New Jersey	5-1	L	18-11-11-1	48
42	JAN. 12	@	Toronto	3-2	L	18-12-11-1	48
43	JAN. 13	@	Montreal	5-2	L	18-13-11-1	48
44	JAN. 15		ST. LOUIS	3-1	W	19-13-11-1	50
45	JAN. 17		PITTSBURGH	5-4	W	20-13-11-1	52
46	JAN. 19	@	Anaheim	4-3	W	21-13-11-1	54
47	JAN. 21		DALLAS	5-2	W	22-13-11-1	56
48	JAN. 23	@	Calgary	4-2	W	23-13-11-1	58
49	JAN. 24	@	Vancouver	6-2	L	23-14-11-1	58
50	JAN. 26	@	Edmonton	1-1	T	23-14-12-1	59
51	JAN. 29		NASHVILLE	5-2	L	23-15-12-1	59
52	FEB. 1		ANAHEIM	4-2	L	23-16-12-1	59
53	FEB. 7		CAROLINA	2-1	OL	23-16-12-2	60
54	FEB. 9		EDMONTON	2-0	W	24-16-12-2	62
55	FEB. 11		CHICAGO	3-2	W	25-16-12-2	64
56	FEB. 13	@	Tampa Bay	5-2	W	26-16-12-2	66
57	FEB. 14	@	Florida	4-3	L	26-17-12-2	66
58	FEB. 16	@	Carolina	2-0	W	27-17-12-2	68
59	FEB. 18		CALGARY	4-1	L	27-18-12-2	68
60	FEB. 21		COLUMBUS	3-2	W	28-18-12-2	70
61	FEB. 23	@	Buffalo	7-3	W	29-18-12-2	72
62	FEB. 25	@	Detroit	6-3	L	29-19-12-2	72
63	FEB. 27	@	Boston	7-4	L	29-20-12-2	72
64	FEB. 28	@	Columbus	5-2	L	29-21-12-2	72
65	MAR. 2		DETROIT	2-2	T	29-21-13-2	73
66	MAR. 4		COLORADO	5-0	L	29-22-13-2	73
67	MAR. 6		NASHVILLE	5-1	W	30-22-13-2	75
68	MAR. 8		VANCOUVER	3-2	W	31-22-13-2	77
69	MAR. 10		MONTREAL	3-3	T	31-22-14-2	78
70	MAR. 14		NEW JERSEY	3-2	L	31-23-14-2	78
71	MAR. 16	@	Dallas	1-1	T	31-23-15-2	79
72	MAR. 17	@	Nashville	4-1	L	31-24-15-2	79
73	MAR. 19	@	Los Angeles	6-2	L	31-25-15-2	79
74	MAR. 21		OTTAWA	5-2	L	31-26-15-2	79
75	MAR. 24		EDMONTON	7-4	W	32-26-15-2	81
76	MAR. 25		NY ISLANDERS	2-2	T	32-26-16-2	82
77	MAR. 28	@	Minnesota	2-0	W	33-26-16-2	84
78	MAR. 29	@	Nashville	4-3	OL	33-26-16-3	85
79	MAR. 31		SAN JOSE	3-1	W	34-26-16-3	87
80	APR. 3		LOS ANGELES	2-2	T	34-26-17-3	88
81	APR. 5	@	San Jose	3-0	L	34-27-17-3	88
82	APR. 6	@	Anaheim	5-2	W	35-27-17-3	90



40-27-9-6 (95 points), 2nd Pacific Division

PLAYER	GP	G	A	PTS	PIM
Daymond Langkow	80	27	35	62	36
Daniel Briere	78	32	28	60	52
Shane Doan	81	20	29	49	61
Teppo Numminen	76	13	35	48	20
Michal Handzus	79	15	30	45	34
Ladislav Nagy	74	23	19	42	50
Claude Lemieux	82	16	25	41	70
Danny Markov	72	6	30	36	67
Mike Johnson	57	5	22	27	28
Paul Mara	75	7	17	24	58
Krystofer Kolanos	57	11	11	22	48
Brad May	72	10	12	22	95
Landon Wilson	47	7	12	19	46
Radoslav Suchy	81	4	13	17	10
#Sergei Berezin	41	7	9	16	4
Todd Simpson	67	2	13	15	152
Ossi Vaananen	76	2	12	14	74
*Brian Savage	30	6	6	12	8
*Andrei Nazarov	30	6	3	9	51

PLAYER	GP	G	A	PTS	PIM
#Trevor Letowski	33	2	6	8	4
Branko Radivojevic	18	4	2	6	4
*Drake Berehowsky	32	1	4	5	42
Mike Sullivan	42	1	2	3	16
#Todd Warriner	18	0	3	3	8
*Denis Pederson	19	1	1	2	20
Jason Jaspers	4	0	1	1	4
Sean Burke	60	0	1	1	14
*Darcy Hordichuk	1	0	0	0	14
#Kirill Safronov	1	0	0	0	0
Jean-Guy Trudel	3	0	0	0	2
Patrick DesRochers	5	0	0	0	2
Martin Grenier	5	0	0	0	5
*Sebastien Bordeleau	6	0	0	0	2
#Tyler Bouck	7	0	0	0	4
Dan Focht	8	0	0	0	11
Wyatt Smith	10	0	0	0	0
#David Cullen	14	0	0	0	6
Robert Esche	22	0	0	0	16

GOALTENDER	GP	MIN	GAA	W-L-T	SO	GA	SA	SV%
Sean Burke	60	3587	2.29	33-21-6	5	137	1711	.920
Robert Esche	22	1145	2.72	6-10-2	1	52	533	.902
Patrick DesRochers	5	243	3.70	1-2-1	0	15	99	.848

* - Acquired during season # - Relocated during season

#	DATE	H/R	OPPONENT	SCORE	RES	RECORD	PTS	#	DATE	H/R	OPPONENT	SCORE	RES	RECORD	PTS
1	OCT. 4	@	Los Angeles	2-2	T	0-0-1-0	1	42	JAN. 4	@	San Jose	5-3	L	18-15-6-3	45
2	OCT. 6	@	Edmonton	6-2	L	0-1-1-0	1	43	JAN. 6		TAMPA BAY	3-0	L	18-16-6-3	45
3	OCT. 8	@	Calgary	2-1	W	1-1-1-0	3	44	JAN. 9		SAN JOSE	6-5	L	18-17-6-3	45
4	OCT. 11	@	Chicago	3-0	L	1-2-1-0	3	45	JAN. 15		DETROIT	2-2	T	18-17-7-3	46
5	OCT. 13		WASHINGTON	5-2	W	2-2-1-0	5	46	JAN. 17	@	Colorado	3-2	OL	18-17-7-4	47
6	OCT. 16		BOSTON	1-1	T	2-2-2-0	6	47	JAN. 19		BUFFALO	3-1	L	18-18-7-4	47
7	OCT. 18	@	Dallas	3-1	L	2-3-2-0	6	48	JAN. 21	@	Nashville	1-0	W	19-18-7-4	49
8	OCT. 20		VANCOUVER	5-2	W	3-3-2-0	8	49	JAN. 23	@	Chicago	4-1	W	20-18-7-4	51
9	OCT. 24		ANAHEIM	3-2	OL	3-3-2-1	9	50	JAN. 25	@	Detroit	4-1	L	20-19-7-4	51
10	OCT. 27		COLORADO	1-0	W	4-3-2-1	11	51	JAN. 26	@	Columbus	3-2	W	21-19-7-4	53
11	OCT. 30	@	Buffalo	3-2	W	5-3-2-1	13	52	JAN. 28	@	Atlanta	4-2	W	22-19-7-4	55
12	NOV. 1	@	New Jersey	5-2	L	5-4-2-1	13	53	JAN. 30	@	Florida	3-1	W	23-19-7-4	57
13	NOV. 2	@	Washington	2-2	T	5-4-3-1	14	54	FEB. 4	@	Vancouver	4-2	L	23-20-7-4	57
14	NOV. 4	@	Carolina	1-0	OL	5-4-3-2	15	55	FEB. 6		CHICAGO	5-2	L	23-21-7-4	57
15	NOV. 7		DETROIT	3-1	L	5-5-3-2	15	56	FEB. 8		LOS ANGELES	6-5	W	24-21-7-4	59
16	NOV. 9	@	Dallas	5-1	W	6-5-3-2	17	57	FEB. 10		EDMONTON	4-3	L	24-22-7-4	59
17	NOV. 10	@	St. Louis	4-1	L	6-6-3-2	17	58	FEB. 12		CALGARY	4-3	W	25-22-7-4	61
18	NOV. 13		EDMONTON	5-4	OL	6-6-3-3	18	59	FEB. 13	@	Los Angeles	2-2	T	25-22-8-4	62
19	NOV. 15		SAN JOSE	5-3	W	7-6-3-3	20	60	FEB. 26		DALLAS	5-1	W	26-22-8-4	64
20	NOV. 17		NY ISLANDERS	6-1	W	8-6-3-3	22	61	FEB. 28	@	Colorado	2-1	OL	26-22-8-5	65
21	NOV. 20		MINNESOTA	2-1	W	9-6-3-3	24	62	MAR. 3		COLUMBUS	2-1	W	27-22-8-5	67
22	NOV. 23	@	Minnesota	5-2	L	9-7-3-3	24	63	MAR. 5		NEW JERSEY	4-1	W	28-22-8-5	69
23	NOV. 24	@	St. Louis	5-3	L	9-8-3-3	24	64	MAR. 7		VANCOUVER	6-1	W	29-22-8-5	71
24	NOV. 27	@	Columbus	3-0	L	9-9-3-3	24	65	MAR. 9		OTTAWA	3-2	W	30-22-8-5	73
25	NOV. 29		NASHVILLE	1-0	W	10-9-3-3	26	66	MAR. 12		CHICAGO	3-1	W	31-22-8-5	75
26	DEC. 1		PITTSBURGH	5-2	W	11-9-3-3	28	67	MAR. 15	@	Nashville	3-2	W	32-22-8-5	77
27	DEC. 5		ST. LOUIS	3-0	W	12-9-3-3	30	68	MAR. 17	@	Minnesota	2-2	T	32-22-9-5	78
28	DEC. 7	@	Detroit	1-1	T	12-9-4-3	31	69	MAR. 19	@	Boston	4-2	L	32-23-9-5	78
29	DEC. 8	@	Montreal	3-3	T	12-9-5-3	32	70	MAR. 20	@	Pittsburgh	3-1	W	33-23-9-5	80
30	DEC. 11	@	Toronto	6-3	L	12-10-5-3	32	71	MAR. 22	@	Dallas	4-3	L	33-24-9-5	80
31	DEC. 13	@	Ottawa	6-0	L	12-11-5-3	32	72	MAR. 24		LOS ANGELES	4-0	W	34-24-9-5	82
32	DEC. 15		DALLAS	6-2	L	12-12-5-3	32	73	MAR. 27	@	Anaheim	4-2	W	35-24-9-5	84
33	DEC. 17		COLUMBUS	4-1	W	13-12-5-3	34	74	MAR. 28		ANAHEIM	2-1	OL	35-24-9-6	85
34	DEC. 19		CALGARY	6-3	W	14-12-5-3	36	75	MAR. 30		COLORADO	5-3	W	36-24-9-6	87
35	DEC. 21	@	Anaheim	2-1	L	14-13-5-3	36	76	APR. 1		ST. LOUIS	5-3	W	37-24-9-6	89
36	DEC. 23		ANAHEIM	4-0	L	14-14-5-3	36	77	APR. 4	@	San Jose	5-2	L	37-25-9-6	89
37	DEC. 26		LOS ANGELES	1-1	T	14-14-6-3	37	78	APR. 7	@	Vancouver	4-3	L	37-26-9-6	89
38	DEC. 28		PHILADELPHIA	4-2	W	15-14-6-3	39	79	APR. 9	@	Calgary	4-2	W	38-26-9-6	91
39	DEC. 30	@	San Jose	4-2	W	16-14-6-3	41	80	APR. 10	@	Edmonton	3-0	L	38-27-9-6	91
40	DEC. 31		NY RANGERS	5-0	W	17-14-6-3	43	81	APR. 12		MINNESOTA	7-1	W	39-27-9-6	93
41	JAN. 3		ATLANTA	2-1	W	18-14-6-3	45	82	APR. 14		NASHVILLE	6-4	W	40-27-9-6	95



31-35-11-5 (78 points), 4th Pacific Division

PLAYER	GP	G	A	PTS	PIM
Mike Johnson	82	23	40	63	47
Shane Doan	82	21	37	58	86
Ladislav Nagy	80	22	35	57	92
Daymond Langkow	82	20	32	52	56
#Daniel Briere	68	17	29	46	50
#Tony Amonte	59	13	23	36	26
Teppo Numminen	78	6	24	30	30
Branko Radivojevic	79	12	15	27	63
Paul Mara	73	10	15	25	78
Danny Markov	64	4	16	20	36
#Ramzi Abid	30	10	8	18	30
*Deron Quint	51	7	10	17	20
Brian Savage	43	6	10	16	22
Landon Wilson	31	6	8	14	26
#Claude Lemieux	36	6	8	14	30
Kelly Buchberger	79	3	9	12	109
Todd Simpson	66	2	7	9	135
Ossi Vaananen	67	2	7	9	82
Radoslav Suchy	77	1	8	9	18
*Paul Ranheim	40	3	4	7	10

GOALTENDER	GP	MIN	GAA	W-L-T	SO	GA	SA	SV%
Sean Burke	22	1248	2.12	12-6-2	2	44	632	.930
Zac Bierk	16	884	2.17	4-9-1	1	32	471	.932
Brian Boucher	45	2544	3.02	15-20-8	0	128	1210	.894
*Jean-Marc Pelletier	2	119	3.03	0-2-0	0	6	48	.875
#Patrick DesRochers	4	175	3.77	0-3-0	0	11	88	.875

* - Acquired during season # - Relocated during season

#	DATE	H/R	OPPONENT	SCORE	RES	RECORD	PTS	#	DATE	H/R	OPPONENT	SCORE	RES	RECORD	PTS
1	OCT. 9	@	Los Angeles	4-1	L	0-1-0-0	0	42	JAN. 8	@	Chicago	0-0	T	15-17-7-3	40
2	OCT. 12		DALLAS	5-2	L	0-2-0-0	0	43	JAN. 10	@	Minnesota	2-1	L	15-18-7-3	40
3	OCT. 14	@	Columbus	4-2	W	1-2-0-0	2	44	JAN. 11	@	Nashville	4-3	OL	15-18-7-4	41
4	OCT. 15	@	Ottawa	2-1	L	1-3-0-0	2	45	JAN. 14		ST. LOUIS	4-1	L	15-19-7-4	41
5	OCT. 17	@	Toronto	5-3	L	1-4-0-0	2	46	JAN. 18		BUFFALO	1-0	L	15-20-7-4	41
6	OCT. 19	@	Buffalo	3-2	W	2-4-0-0	4	47	JAN. 20		SAN JOSE	3-1	W	16-20-7-4	43
7	OCT. 22	@	Nashville	2-1	W	3-4-0-0	6	48	JAN. 23	@	Calgary	7-1	W	17-20-7-4	45
8	OCT. 24		COLORADO	3-2	L	3-5-0-0	6	49	JAN. 24	@	Edmonton	5-1	W	18-20-7-4	47
9	OCT. 26		MINNESOTA	6-1	L	3-6-0-0	6	50	JAN. 26	@	Vancouver	1-0	L	18-21-7-4	47
10	OCT. 28	@	NY Rangers	3-2	OL	3-6-0-1	7	51	JAN. 28		CALGARY	4-3	W	19-21-7-4	49
11	OCT. 29	@	NY Islanders	3-2	W	4-6-0-1	9	52	FEB. 5	@	Los Angeles	4-3	L	19-22-7-4	49
12	OCT. 31	@	Philadelphia	6-2	L	4-7-0-1	9	53	FEB. 7	@	Anaheim	3-2	L	19-23-7-4	49
13	NOV. 3		NASHVILLE	2-1	W	5-7-0-1	11	54	FEB. 8		DALLAS	3-1	L	19-24-7-4	49
14	NOV. 7		MINNESOTA	4-1	W	6-7-0-1	13	55	FEB. 12		NEW JERSEY	3-0	L	19-25-7-4	49
15	NOV. 9		VANCOUVER	5-2	L	6-8-0-1	13	56	FEB. 14	@	Minnesota	3-2	W	20-25-7-4	51
16	NOV. 11	@	Tampa Bay	4-2	L	6-9-0-1	13	57	FEB. 15	@	St. Louis	5-3	W	21-25-7-4	53
17	NOV. 12	@	Carolina	3-2	L	6-10-0-1	13	58	FEB. 18		COLUMBUS	5-2	W	22-25-7-4	55
18	NOV. 15	@	Atlanta	5-1	W	7-10-0-1	15	59	FEB. 20	@	Chicago	2-1	W	23-25-7-4	57
19	NOV. 17		COLORADO	4-4	T	7-10-1-1	16	60	FEB. 21	@	Dallas	2-2	T	23-25-8-4	58
20	NOV. 20		DALLAS	2-2	T	7-10-2-1	17	61	FEB. 23		CALGARY	4-2	L	23-26-8-4	58
21	NOV. 22		FLORIDA	3-3	T	7-10-3-1	18	62	FEB. 26		CAROLINA	4-2	W	24-26-8-4	60
22	NOV. 25	@	Dallas	5-1	L	7-11-3-1	18	63	FEB. 28		ANAHEIM	3-1	W	25-26-8-4	62
23	NOV. 27	@	Anaheim	2-2	T	7-11-4-1	19	64	MAR. 2	@	Detroit	5-2	L	25-27-8-4	62
24	NOV. 28		CHICAGO	4-2	L	7-12-4-1	19	65	MAR. 4	@	Pittsburgh	4-1	W	26-27-8-4	64
25	NOV. 30	@	San Jose	3-2	W	8-12-4-1	21	66	MAR. 6	@	St. Louis	6-3	L	26-28-8-4	64
26	DEC. 3		SAN JOSE	3-2	OL	8-12-4-2	22	67	MAR. 8		SAN JOSE	6-4	W	27-28-8-4	66
27	DEC. 5		DETROIT	5-3	L	8-13-4-2	22	68	MAR. 10	@	Colorado	2-2	T	27-28-9-4	67
28	DEC. 7		MONTREAL	4-2	L	8-14-4-2	22	69	MAR. 12		DETROIT	3-2	L	27-29-9-4	67
29	DEC. 9		COLUMBUS	3-3	T	8-14-5-2	23	70	MAR. 14		CHICAGO	4-0	L	27-30-9-4	67
30	DEC. 11		ATLANTA	4-2	W	9-14-5-2	25	71	MAR. 15		ANAHEIM	4-2	W	28-30-9-4	69
31	DEC. 13		WASHINGTON	4-3	L	9-15-5-2	25	72	MAR. 18		BOSTON	2-1	W	29-30-9-4	71
32	DEC. 15		LOS ANGELES	2-1	W	10-15-5-2	27	73	MAR. 20		EDMONTON	3-2	W	30-30-9-4	73
33	DEC. 17		PITTSBURGH	5-2	W	11-15-5-2	29	74	MAR. 22		TAMPA BAY	4-0	L	30-31-9-4	73
34	DEC. 20		ST. LOUIS	3-3	T	11-15-6-2	30	75	MAR. 24	@	Calgary	2-0	L	30-32-9-4	73
35	DEC. 22	@	Anaheim	4-0	L	11-16-6-2	30	76	MAR. 26	@	Edmonton	4-3	L	30-33-9-4	73
36	DEC. 26	@	Los Angeles	4-3	OL	11-16-6-3	31	77	MAR. 27	@	Vancouver	5-1	L	30-34-9-4	73
37	DEC. 28		PHILADELPHIA	4-0	W	12-16-6-3	33	78	MAR. 29	@	Colorado	6-1	L	30-35-9-4	73
38	DEC. 30		EDMONTON	4-3	W	13-16-6-3	35	79	MAR. 31		LOS ANGELES	5-4	OL	30-35-9-5	74
39	JAN. 1	@	Washington	2-1	W	14-16-6-3	37	80	APR. 2		VANCOUVER	3-3	T	30-35-10-5	75
40	JAN. 3	@	Detroit	4-1	W	15-16-6-3	39	81	APR. 4		NASHVILLE	1-0	W	31-35-10-5	77
41	JAN. 4	@	Columbus	2-0	L	15-17-6-3	39	82	APR. 6	@	San Jose	3-3	T	31-35-11-5	78



22-35-18-6 (68 points), 5th Pacific Division

PLAYER	GP	G	A	PTS	PIM	PLAYER	GP	G	A	PTS	PIM
Shane Doan	79	27	41	68	47	#Ossi Vaananen	67	2	4	6	87
Ladislav Nagy	55	24	28	52	46	Brad Ference	63	0	5	5	103
Daymond Langkow	81	21	31	52	40	#Landon Wilson	35	1	3	4	16
Paul Mara	81	6	36	42	48	*Derek Morris	14	0	4	4	2
#Chris Gratton	68	11	18	29	93	Andrei Nazarov	33	1	2	3	125
#Jan Hrdina	55	11	15	26	30	*Ivan Novoseltsev	17	2	0	2	6
#Brian Savage	61	12	13	25	36	Erik Westrum	15	1	1	2	20
#Branko Radivojevic	53	9	14	23	36	*Todd Reirden	7	0	2	2	4
Radoslav Suchy	82	7	14	21	8	#Sean Burke	32	0	2	2	8
Cale Hulse	82	3	17	20	123	*Michael Rupp	6	0	1	1	6
Jeff Taffe	59	8	10	18	20	Bryan Helmer	17	0	1	1	10
Daniel Cleary	68	6	11	17	42	Jason Jaspers	3	0	0	0	2
*Mike Comrie	28	8	7	15	16	Goran Bezina	3	0	0	0	2
#Mike Sillinger	60	8	6	14	54	Zac Bierk	4	0	0	0	2
Fredrik Sjostrom	57	7	6	13	22	Jean-Marc Pelletier	4	0	0	0	0
David Tanabe	45	5	7	12	22	*Brent Johnson	8	0	0	0	0
Krystofer Kolanos	41	4	6	10	24	Mike Stutzel	9	0	0	0	0
Mike Johnson	11	1	9	10	10	Brian Boucher	40	0	0	0	2
Tyson Nash	69	3	5	8	110	Matthew Spiller	51	0	0	0	54

GOALTENDER	GP	MIN	GAA	W-L-T	SO	GA	SA	SV%
*Brent Johnson	8	486	2.59	1-6-1	0	21	243	.914
Brian Boucher	40	2364	2.74	10-19-10	5	108	1150	.906
#Sean Burke	32	1795	2.81	10-15-5	1	84	913	.908
Zac Bierk	4	190	3.79	0-1-2	0	12	108	.889
Jean-Marc Pelletier	4	175	4.11	1-1-0	0	12	84	.857

* - Acquired during season # - Relocated during season

#	DATE	H/R OPPONENT	SCORE	RES	RECORD	PTS	#	DATE	H/R OPPONENT	SCORE	RES	RECORD	PTS
1	OCT. 10	ST. LOUIS	2-1	W	1-0-0-0	2	42	JAN. 11	ATLANTA	1-1	T	16-12-12-2	46
2	OCT. 12	@ Anaheim	2-0	W	2-0-0-0	4	43	JAN. 13	VANCOUVER	4-1	L	16-13-12-2	46
3	OCT. 15	@ Florida	2-1	W	3-0-0-0	6	44	JAN. 15	@ Nashville	4-3	L	16-14-12-2	46
4	OCT. 16	@ Tampa Bay	5-1	L	3-1-0-0	6	45	JAN. 16	@ Detroit	3-3	T	16-14-13-2	47
5	OCT. 18	PHILADELPHIA	5-4	L	3-2-0-0	6	46	JAN. 21	SAN JOSE	4-2	L	16-15-13-2	47
6	OCT. 23	TORONTO	5-4	L	3-3-0-0	6	47	JAN. 22	@ San Jose	2-1	W	17-15-13-2	49
7	OCT. 25	@ San Jose	4-4	T	3-3-1-0	7	48	JAN. 24	DETROIT	5-2	W	18-15-13-2	51
8	OCT. 26	@ Vancouver	3-3	T	3-3-2-0	8	49	JAN. 27	CALGARY	2-1	L	18-16-13-2	51
9	OCT. 28	CHICAGO	2-2	T	3-3-3-0	9	50	JAN. 29	OTTAWA	4-1	L	18-17-13-2	51
10	OCT. 31	VANCOUVER	4-1	L	3-4-3-0	9	51	JAN. 31	DALLAS	5-4	L	18-18-13-2	51
11	NOV. 1	@ Los Angeles	7-3	L	3-5-3-0	9	52	FEB. 2	COLUMBUS	3-3	T	18-18-14-2	52
12	NOV. 6	@ Colorado	2-1	L	3-6-3-0	9	53	FEB. 4	FLORIDA	5-4	OL	18-18-14-3	53
13	NOV. 8	ANAHEIM	4-3	W	4-6-3-0	11	54	FEB. 5	@ San Jose	5-0	L	18-19-14-3	53
14	NOV. 9	@ Anaheim	2-1	OL	4-6-3-1	12	55	FEB. 11	@ Anaheim	5-3	L	18-20-14-3	53
15	NOV. 13	COLORADO	3-2	W	5-6-3-1	14	56	FEB. 13	NY ISLANDERS	5-2	L	18-21-14-3	53
16	NOV. 14	@ Dallas	3-3	T	5-6-4-1	15	57	FEB. 14	DALLAS	3-2	W	19-21-14-3	55
17	NOV. 16	@ Columbus	2-2	T	5-6-5-1	16	58	FEB. 16	@ St. Louis	4-2	L	19-22-14-3	55
18	NOV. 19	ST. LOUIS	5-4	W	6-6-5-1	18	59	FEB. 18	@ Detroit	5-2	L	19-23-14-3	55
19	NOV. 21	SAN JOSE	5-0	L	6-7-5-1	18	60	FEB. 20	COLUMBUS	3-2	W	20-23-14-3	57
20	NOV. 23	@ Atlanta	1-0	L	6-8-5-1	18	61	FEB. 21	NASHVILLE	8-2	L	20-24-14-3	57
21	NOV. 24	@ Dallas	5-2	L	6-9-5-1	18	62	FEB. 23	ANAHEIM	1-1	T	20-24-15-3	58
22	NOV. 27	LOS ANGELES	6-4	W	7-9-5-1	20	63	FEB. 25	PITTSBURGH	4-3	OL	20-24-15-4	59
23	NOV. 30	@ Boston	3-3	T	7-9-6-1	21	64	FEB. 27	EDMONTON	7-2	L	20-25-15-4	59
24	DEC. 2	@ New Jersey	3-1	W	8-9-6-1	23	65	FEB. 29	@ Calgary	4-2	L	20-26-15-4	59
25	DEC. 4	@ Buffalo	3-2	W	9-9-6-1	25	66	MAR. 2	@ Edmonton	5-4	OL	20-26-15-5	60
26	DEC. 5	@ Philadelphia	3-2	L	9-10-6-1	25	67	MAR. 5	MONTREAL	4-3	L	20-27-15-5	60
27	DEC. 7	@ Chicago	2-2	T	9-10-7-1	26	68	MAR. 7	MINNESOTA	1-1	T	20-27-16-5	61
28	DEC. 10	DALLAS	2-1	W	10-10-7-1	28	69	MAR. 9	@ Los Angeles	3-2	L	20-28-16-5	61
29	DEC. 12	EDMONTON	3-3	T	10-10-8-1	29	70	MAR. 10	LOS ANGELES	3-1	L	20-29-16-5	61
30	DEC. 15	MINNESOTA	5-2	L	10-11-8-1	29	71	MAR. 12	COLORADO	3-2	L	20-30-16-5	61
31	DEC. 18	@ Los Angeles	4-4	T	10-11-9-1	30	72	MAR. 14	@ Colorado	4-1	L	20-31-16-5	61
32	DEC. 20	@ St. Louis	1-1	T	10-11-10-1	31	73	MAR. 16	ANAHEIM	3-2	OL	20-31-16-6	62
33	DEC. 22	@ Nashville	3-3	T	10-11-11-1	32	74	MAR. 18	DETROIT	1-1	T	20-31-17-6	63
34	DEC. 23	@ Columbus	2-1	W	11-11-11-1	34	75	MAR. 21	@ Chicago	2-2	T	20-31-18-6	64
35	DEC. 27	NASHVILLE	3-1	L	11-12-11-1	34	76	MAR. 22	@ Minnesota	3-2	W	21-31-18-6	66
36	DEC. 29	NY RANGERS	3-2	OL	11-12-11-2	35	77	MAR. 24	CALGARY	4-0	L	21-32-18-6	66
37	DEC. 31	LOS ANGELES	4-0	W	12-12-11-2	37	78	MAR. 26	SAN JOSE	3-0	L	21-33-18-6	66
38	JAN. 2	@ Dallas	6-0	W	13-12-11-2	39	79	MAR. 28	@ Edmonton	4-2	L	21-34-18-6	66
39	JAN. 4	@ Carolina	3-0	W	14-12-11-2	41	80	MAR. 29	@ Vancouver	6-1	L	21-35-18-6	66
40	JAN. 7	@ Washington	3-0	W	15-12-11-2	43	81	MAR. 31	@ Calgary	1-0	L	21-36-18-6	66
41	JAN. 9	@ Minnesota	2-0	W	16-12-11-2	45	82	APR. 3	CHICAGO	2-1	W	22-36-18-6	68



38-39-5 (81 points), 5th Pacific Division

PLAYER	GP	G	A	PTS	PIM
Shane Doan	82	30	36	66	123
Mike Comrie	80	30	30	60	55
Ladislav Nagy	51	15	41	56	74
Mike Johnson	80	16	38	54	50
Paul Mara	78	15	32	47	70
*Geoff Sanderson	75	25	21	46	58
Keith Ballard	82	8	31	39	99
Derek Morris	53	6	21	27	54
Oleg Saprykin	67	11	14	25	50
Zbynek Michalek	82	9	15	24	62
*Steven Reinprecht	28	12	11	23	8
*Dave Scatchard	47	11	12	23	84
Fredrik Sjostrom	75	6	17	23	42
Boyd Devereaux	78	8	14	22	44
#Mike Leclerc	35	9	12	21	29
*# Jamie Lundmark	38	5	13	18	36
Mike Ricci	78	10	6	16	69
*Oleg Kvasha	15	4	7	11	6
#Petr Nedved	25	2	9	11	34
#Denis Gauthier	45	2	9	11	61
*Dennis Seidenberg	34	1	10	11	14
#Sean O'Donnell	57	1	7	8	121

PLAYER	GP	G	A	PTS	PIM
Tyson Nash	50	0	6	6	84
*Jamie Rivers	18	0	5	5	26
#David Tanabe	21	0	4	4	8
#Krystofer Kolanos	9	2	1	3	2
Bill Thomas	9	1	2	3	8
*Joel Perrault	5	1	1	2	2
Matt Jones	16	0	2	2	14
*Yanick Lehoux	3	1	0	1	2
*Josh Gratton	11	1	0	1	30
+ Brett Hull	5	0	1	1	0
Matthew Spiller	8	0	1	1	13
Steve Gainey	20	0	1	1	20
Curtis Joseph	60	0	1	1	18
*Pascal Rheaume	1	0	0	0	0
#Michael Rupp	1	0	0	0	0
*Pavel Brendl	2	0	0	0	0
*#Jeff Taffe	2	0	0	0	0
*Philippe Sauve	5	0	0	0	0
*#Tim Jackman	8	0	0	0	21
David LeNeveu	15	0	0	0	0
#Brian Boucher	11	0	0	0	2

GOALTENDER	GP	MIN	GAA	W-L-T	SO	GA	SA	SV%
Curtis Joseph	60	3424	2.91	32-21-3	4	166	1690	.902
David LeNeveu	15	814	3.24	3-8-2	0	44	386	.886
#Brian Boucher	11	512	3.87	3-6-0	0	33	268	.877
*Philippe Sauve	5	187	5.45	0-4-0	0	17	128	.867

* - Acquired during season # - Relocated during season

#	DATE	H/R	OPPONENT	SCORE	RES	RECORD	PTS	#	DATE	H/R	OPPONENT	SCORE	RES	RECORD	PTS
1	OCT. 5	@	Vancouver	3-2	L	0-1-0	0	42	JAN. 8		COLUMBUS	5-2	L	20-20-2	42
2	OCT. 6	@	Los Angeles	3-2	L	0-2-0	0	43	JAN. 10	@	Ottawa	7-2	L	20-21-2	42
3	OCT. 8		MINNESOTA	2-1	W	1-2-0	2	44	JAN. 12	@	Buffalo	2-1	W	21-21-2	44
4	OCT. 11	@	Dallas	3-2	L	1-3-0	2	45	JAN. 14	@	Toronto	4-3	W	22-21-2	46
5	OCT. 13		NASHVILLE	5-4	SOL	1-3-1	3	46	JAN. 16		WASHINGTON	6-1	L	22-22-2	46
6	OCT. 15		DETROIT	2-0	L	1-4-1	3	47	JAN. 19		FLORIDA	6-3	W	23-22-2	48
7	OCT. 17	@	Calgary	2-0	W	2-4-1	5	48	JAN. 21		EDMONTON	4-3	W	24-22-2	50
8	OCT. 18	@	Edmonton	4-3	W	3-4-1	7	49	JAN. 23	@	Dallas	4-1	L	24-23-2	50
9	OCT. 20	@	Vancouver	3-2	L	3-5-1	7	50	JAN. 24	@	Minnesota	3-2	L	24-24-2	50
10	OCT. 23	@	Anaheim	5-3	L	3-6-1	7	51	JAN. 26	@	St. Louis	5-3	W	25-24-2	52
11	OCT. 25		ST. LOUIS	5-4	W	4-6-1	9	52	JAN. 28		SAN JOSE	6-2	W	26-24-2	54
12	OCT. 27		CALGARY	3-2	W	5-6-1	11	53	JAN. 29		EDMONTON	4-3	SOL	26-24-3	55
13	OCT. 29		DALLAS	5-3	L	5-7-1	11	54	JAN. 31		VANCOUVER	7-4	L	26-25-3	55
14	OCT. 30	@	Anaheim	3-2	L	5-8-1	11	55	FEB. 2		LOS ANGELES	2-1	W	27-25-3	57
15	NOV. 3		LOS ANGELES	4-0	W	6-8-1	13	56	FEB. 4		MINNESOTA	6-4	L	27-26-3	57
16	NOV. 5	@	Detroit	4-1	W	7-8-1	15	57	FEB. 7		CHICAGO	3-1	L	27-27-3	57
17	NOV. 6	@	Chicago	2-1	OL	7-8-2	16	58	FEB. 9		DALLAS	5-1	L	27-28-3	57
18	NOV. 8	@	Minnesota	4-2	W	8-8-2	18	59	FEB. 12		SAN JOSE	5-4	OL	27-28-4	58
19	NOV. 10		CALGARY	4-3	L	8-9-2	18	60	MAR. 2		DALLAS	6-2	W	28-28-4	60
20	NOV. 12		ANAHEIM	2-1	W	9-9-2	20	61	MAR. 4		DETROIT	7-3	L	28-29-4	60
21	NOV. 16		COLORADO	3-1	L	9-10-2	20	62	MAR. 7	@	Detroit	5-2	W	29-29-4	62
22	NOV. 19	@	San Jose	4-3	W	10-10-2	22	63	MAR. 9	@	Columbus	5-4	L	29-30-4	62
23	NOV. 20		COLUMBUS	5-1	W	11-10-2	24	64	MAR. 11		ANAHEIM	5-3	L	29-31-4	62
24	NOV. 22		ANAHEIM	2-1	L	11-11-2	24	65	MAR. 12	@	Anaheim	5-2	L	29-32-4	62
25	NOV. 25	@	Dallas	4-1	W	12-11-2	26	66	MAR. 14	@	Los Angeles	6-2	W	30-32-4	64
26	NOV. 26		VANCOUVER	2-1	W	13-11-2	28	67	MAR. 16	@	Nashville	2-0	L	30-33-4	64
27	NOV. 30	@	Anaheim	6-1	L	13-12-2	28	68	MAR. 19	@	Chicago	3-2	W	31-33-4	66
28	DEC. 3		CAROLINA	8-4	W	14-12-2	30	69	MAR. 21	@	Columbus	5-2	W	32-33-4	68
29	DEC. 5		ATLANTA	5-2	W	15-12-2	32	70	MAR. 23		CHICAGO	4-3	W	33-33-4	70
30	DEC. 11	@	Boston	2-1	W	16-12-2	34	71	MAR. 25		ANAHEIM	5-2	L	33-34-4	70
31	DEC. 13	@	Montreal	5-2	L	16-13-2	34	72	MAR. 28		NASHVILLE	5-3	W	34-34-4	72
32	DEC. 15		TAMPA BAY	3-1	L	16-14-2	34	73	MAR. 30	@	San Jose	5-2	W	35-34-4	74
33	DEC. 17	@	Los Angeles	4-1	L	16-15-2	34	74	APR. 1	@	San Jose	4-3	W	36-34-4	76
34	DEC. 20		ST. LOUIS	5-4	L	16-16-2	34	75	APR. 3	@	Edmonton	7-1	L	36-35-4	76
35	DEC. 22		SAN JOSE	2-1	W	17-16-2	36	76	APR. 5	@	Calgary	5-2	L	36-36-4	76
36	DEC. 23	@	Dallas	3-2	W	18-16-2	38	77	APR. 8		DALLAS	3-2	SOL	36-36-5	77
37	DEC. 26	@	Colorado	7-4	L	18-17-2	38	78	APR. 10		SAN JOSE	3-2	L	36-37-5	77
38	DEC. 28	@	San Jose	5-4	W	19-17-2	40	79	APR. 11	@	Colorado	6-4	L	36-38-5	77
39	DEC. 29		LOS ANGELES	6-5	W	20-17-2	42	80	APR. 13		LOS ANGELES	3-0	W	37-38-5	79
40	DEC. 31		COLORADO	5-2	L	20-18-2	42	81	APR. 15	@	Nashville	5-1	L	37-39-5	79
41	JAN. 5	@	Los Angeles	4-0	L	20-19-2	42	82	APR. 16	@	St. Louis	3-0	W	38-39-5	81



31-46-5 (67 points), 5th Pacific Division

PLAYER	GP	G	A	PTS	PIM	PLAYER	GP	G	A	PTS	PIM
Shane Doan	73	27	28	55	73	Patrick Fischer	27	4	6	10	24
# Ladislav Nagy	55	8	33	41	48	* Mathias Tjarnqvist	26	5	4	9	2
Owen Nolan	76	16	24	40	56	* Niko Kapanen	19	2	7	9	8
*# Yanic Perreault	49	19	14	33	30	Dave Scatchard	46	3	5	8	72
Steven Reinprecht	49	9	24	33	28	* Kevyn Adams	33	1	7	8	8
Ed Jovanovski	54	11	18	29	63	* Daniel Carcillo	18	4	3	7	74
Jeremy Roenick	70	11	17	28	32	Matt Jones	45	1	6	7	39
Zbynek Michalek	82	4	24	28	34	Jeff Taffe	17	4	2	6	2
Keith Ballard	69	5	22	27	59	Yanick Lehoux	7	1	2	3	4
Derek Morris	82	6	19	25	115	*# Joel Perrault	21	1	2	3	14
Michael Zigomanis	75	14	9	23	46	Don MacLean	9	1	1	2	0
# Georges Laraque	56	5	17	22	52	Enver Lisin	17	1	1	2	16
# Mike Comrie	24	7	13	20	20	Josh Gratton	52	1	1	2	188
Travis Roche	50	6	13	19	22	# Dennis Seidenberg	32	1	1	2	16
Fredrik Sjostrom	78	9	9	18	48	Keith Yandle	7	0	2	2	8
Bill Thomas	24	8	6	14	2	* Brendan Bell	14	0	2	2	8
Nick Boynton	59	2	9	11	138	Mike Ricci	7	0	1	1	4

GOALTENDER	GP	MIN	GAA	W-L-T	SO	GA	SA	SV%
Curtis Joseph	55	2993	3.19	18-31-2	4	159	1481	.893
*Mikael Tellqvist	30	1591	3.39	11-11-3	2	90	780	.885
David LeNeveu	6	233	3.86	2-1-0	0	15	142	.894
Michael Morrison	4	127	6.14	0-3-0	0	13	62	.790

* - Acquired during season # - Relocated during season

#	DATE	H/R OPPONENT	SCORE	RES	RECORD	PTS	#	DATE	H/R OPPONENT	SCORE	RES	RECORD	PTS
1	OCT. 5	NY ISLANDERS	6-3	W	1-0-0	2	42	JAN. 9	@ DALLAS	5-2	W	20-20-2	42
2	OCT. 7	ANAHEIM	2-1	L	1-1-0	2	43	JAN. 11	DETROIT	5-1	L	20-21-2	42
3	OCT. 9	@ COLUMBUS	5-1	L	1-2-0	2	44	JAN. 13	SAN JOSE	4-1	L	20-22-2	42
4	OCT. 11	@ DETROIT	9-2	L	1-3-0	2	45	JAN. 15	ST. LOUIS	5-4	W	21-22-2	44
5	OCT. 14	@ NASHVILLE	4-1	L	1-4-0	2	46	JAN. 17	@ COLORADO	4-3	L	21-23-2	44
6	OCT. 17	@ ST. LOUIS	5-2	W	2-4-0	4	47	JAN. 18	@ SAN JOSE	5-2	L	21-24-2	44
7	OCT. 19	LOS ANGELES	4-0	L	2-5-0	4	48	JAN. 20	@ LOS ANGELES	3-2	W	22-24-2	46
8	OCT. 21	DALLAS	4-0	L	2-6-0	4	49	JAN. 26	@ COLORADO	5-4	W	23-24-2	48
9	OCT. 23	@ EDMONTON	5-2	L	2-7-0	4	50	JAN. 27	PITTSBURGH	7-2	L	23-25-2	48
10	OCT. 24	@ CALGARY	6-1	L	2-8-0	4	51	JAN. 31	@ ANAHEIM	2-1	L	23-26-2	48
11	OCT. 26	EDMONTON	6-2	W	3-8-0	6	52	FEB. 1	NASHVILLE	3-2	W	24-26-2	50
12	OCT. 28	NY RANGERS	7-3	L	3-9-0	6	53	FEB. 3	MINNESOTA	1-0	L	24-27-2	50
13	NOV. 3	@ ANAHEIM	6-2	L	3-10-0	6	54	FEB. 6	@ COLUMBUS	3-0	W	25-27-2	52
14	NOV. 4	LOS ANGELES	6-4	W	4-10-0	8	55	FEB. 7	@ DETROIT	4-2	L	25-28-2	52
15	NOV. 9	DALLAS	1-0	L	4-11-0	8	56	FEB. 10	@ FLORIDA	5-2	L	25-29-2	52
16	NOV. 11	SAN JOSE	2-1	L	4-12-0	8	57	FEB. 13	@ TAMPA BAY	5-3	L	25-30-2	52
17	NOV. 14	MINNESOTA	4-3	W	5-12-0	10	58	FEB. 15	ANAHEIM	5-4	OL	25-30-3	53
18	NOV. 16	CHICAGO	3-2	W	6-12-0	12	59	FEB. 17	DETROIT	4-1	L	25-31-3	53
19	NOV. 18	@ LOS ANGELES	5-3	L	6-13-0	12	60	FEB. 19	@ NASHVILLE	4-1	L	25-32-3	53
20	NOV. 19	@ ANAHEIM	6-4	L	6-14-0	12	61	FEB. 22	CALGARY	3-2	W	26-32-3	55
21	NOV. 22	NEW JERSEY	3-1	W	7-14-0	14	62	FEB. 26	@ CALGARY	5-2	L	26-33-3	55
22	NOV. 24	@ MINNESOTA	4-0	L	7-15-0	14	63	FEB. 27	@ EDMONTON	3-0	W	27-33-3	57
23	NOV. 25	@ ST. LOUIS	2-1	W	8-15-0	16	64	MAR. 1	@ VANCOUVER	4-3	L	27-34-3	57
24	NOV. 30	LOS ANGELES	7-4	W	9-15-0	18	65	MAR. 3	COLUMBUS	4-3	L	27-35-3	57
25	DEC. 4	NASHVILLE	3-2	W	10-15-0	20	66	MAR. 7	@ ANAHEIM	2-1	L	27-36-3	57
26	DEC. 6	@ DALLAS	3-0	L	10-16-0	20	67	MAR. 8	VANCOUVER	4-2	L	27-37-3	57
27	DEC. 7	@ CHICAGO	2-1	W	11-16-0	22	68	MAR. 10	CHICAGO	7-5	L	27-38-3	57
28	DEC. 9	DALLAS	4-3	OL	11-16-1	23	69	MAR. 12	PHILADELPHIA	4-0	W	28-38-3	59
29	DEC. 11	@ SAN JOSE	4-0	L	11-17-1	23	70	MAR. 15	SAN JOSE	5-1	L	28-39-3	59
30	DEC. 12	@ VANCOUVER	5-2	L	11-18-1	23	71	MAR. 17	COLORADO	6-3	L	28-40-3	59
31	DEC. 14	COLUMBUS	5-4	W	12-18-1	25	72	MAR. 18	@ DALLAS	5-4	OL	28-40-4	60
32	DEC. 16	CALGARY	6-3	L	12-19-1	25	73	MAR. 20	@ MINNESOTA	3-2	L	28-41-4	60
33	DEC. 21	EDMONTON	3-2	L	12-20-1	25	74	MAR. 22	ANAHEIM	2-1	W	29-41-4	62
34	DEC. 23	ANAHEIM	2-0	W	13-20-1	27	75	MAR. 24	DALLAS	4-3	OL	29-41-5	63
35	DEC. 26	@ LOS ANGELES	4-3	OL	13-20-2	28	76	MAR. 27	@ DALLAS	6-0	L	29-42-5	63
36	DEC. 28	@ SAN JOSE	3-2	W	14-20-2	30	77	MAR. 29	COLORADO	4-3	L	29-43-5	63
37	DEC. 30	SAN JOSE	8-0	W	15-20-2	32	78	MAR. 30	@ SAN JOSE	4-2	L	29-44-5	63
38	JAN. 1	@ WASHINGTON	3-2	W	16-20-2	34	79	APR. 3	ST. LOUIS	5-2	L	29-45-5	63
39	JAN. 4	@ CAROLINA	2-0	W	17-20-2	36	80	APR. 5	LOS ANGELES	3-2	W	30-45-5	65
40	JAN. 5	@ ATLANTA	5-4	W	18-20-2	38	81	APR. 7	@ LOS ANGELES	3-2	L	30-46-5	65
41	JAN. 7	@ CHICAGO	4-2	W	19-20-2	40	82	APR. 8	VANCOUVER	3-1	W	31-46-5	67



38-37-7 (83 points), 4th Pacific Division

PLAYER	GP	G	A	PTS	PIM
Shane Doan	80	28	50	78	59
Radim Vrbata	76	27	29	56	14
Peter Mueller	81	22	32	54	32
Ed Jovanovski	80	12	39	51	73
Steven Reinprecht	81	16	30	46	26
Martin Hanzal	72	8	27	35	28
Niko Kapanen	79	10	18	28	34
Daniel Winnik	79	11	15	26	25
Derek Morris	82	8	17	25	83
Daniel Carcillo	57	13	11	24	324
Keith Ballard	82	6	15	21	85
#Fredrik Sjostrom	51	10	9	19	14
Joel Perrault	49	7	10	17	48
Zbynek Michalek	75	4	13	17	34
Mike York	63	6	8	14	4

PLAYER	GP	G	A	PTS	PIM
Keith Yandle	43	5	7	12	14
Nick Boynton	79	3	9	12	125
Mathias Tjanqvist	78	4	7	11	34
Craig Weller	59	3	8	11	80
Enver Lisin	13	4	1	5	6
Mike Zigomanis	33	2	1	3	6
Matt Jones	45	0	2	2	10
Kyle Turris	3	0	1	1	2
Matt Murley	3	0	1	1	0
*Marcel Hossa	14	0	0	0	4
Bill Thomas	7	0	0	0	0
Brendan Bell	2	0	0	0	0
Pete Vandermeer	2	0	0	0	0
Ryan Caldwell	2	0	0	0	2
Josh Gratton	1	0	0	0	5

GOALTENDER	GP	MIN	GAA	W-L-T	SO	GA	SA	SV%
*Ilya Bryzgalov	55	3167	2.43	26-22-5	3	128	1621	.921
Mikael Tellqvist	22	1224	2.75	9-8-2	2	56	607	.908
#Alex Auld	9	509	3.54	3-6-0	1	30	249	.880
David Aebischer	1	60	3.00	0-1-0	0	3	33	.909

* - Acquired during season # - Relocated during season

#	DATE	H/R	OPPONENT	SCORE	RES	RECORD	PTS	#	DATE	H/R	OPPONENT	SCORE	RES	RECORD	PTS
1	OCT. 4		ST. LOUIS	3-2	W	1-0-0	2	42	JAN. 10	@	EDMONTON	5-2	L	22-19-1	45
2	OCT. 6		BOSTON	3-1	L	1-1-0	2	43	JAN. 11	@	VANCOUVER	4-3	W	23-19-1	47
3	OCT. 10	@	COLUMBUS	3-0	L	1-2-0	2	44	JAN. 13	@	MINNESOTA	4-1	L	23-20-1	47
4	OCT. 11	@	NASHVILLE	6-3	W	2-2-0	4	45	JAN. 15		SAN JOSE	5-3	W	24-20-1	49
5	OCT. 13		MINNESOTA	3-2	L	2-3-0	4	46	JAN. 17		COLUMBUS	4-3	L	24-21-1	49
6	OCT. 18		EDMONTON	4-2	L	2-4-0	4	47	JAN. 19		CHICAGO	2-1	OL	24-21-2	50
7	OCT. 20		DETROIT	5-2	L	2-5-0	4	48	JAN. 21		BUFFALO	6-2	W	25-21-2	52
8	OCT. 25	@	ANAHEIM	1-0	W	3-5-0	6	49	JAN. 24		NASHVILLE	4-3	W	26-21-2	54
9	OCT. 27		DALLAS	5-3	L	3-6-0	6	50	JAN. 29	@	COLUMBUS	4-2	W	27-21-2	56
10	OCT. 30	@	ST. LOUIS	2-1	W	4-6-0	8	51	JAN. 30	@	DETROIT	3-2	L	27-22-2	56
11	NOV. 2	@	DALLAS	5-0	W	5-6-0	10	52	FEB. 2	@	NASHVILLE	3-2	OL	27-22-3	57
12	NOV. 3		ANAHEIM	5-2	L	5-7-0	10	53	FEB. 4	@	COLORADO	4-3	W	28-22-3	59
13	NOV. 7	@	ANAHEIM	6-5	W	6-7-0	12	54	FEB. 5	@	CALGARY	4-3	OL	28-22-4	60
14	NOV. 8		DALLAS	5-2	W	7-7-0	14	55	FEB. 7		COLUMBUS	2-1	L	28-23-4	60
15	NOV. 10	@	SAN JOSE	4-1	L	7-8-0	14	56	FEB. 10		NASHVILLE	6-3	L	28-24-4	60
16	NOV. 12	@	SAN JOSE	5-0	L	7-9-0	14	57	FEB. 11	@	DALLAS	2-1	L	28-25-4	60
17	NOV. 15		SAN JOSE	6-0	L	7-10-0	14	58	FEB. 14		DALLAS	5-2	W	29-25-4	62
18	NOV. 17	@	LOS ANGELES	1-0	W	8-10-0	16	59	FEB. 16		LOS ANGELES	4-3	W	30-25-4	64
19	NOV. 21		LOS ANGELES	4-1	W	9-10-0	18	60	FEB. 18	@	LOS ANGELES	4-0	W	31-25-4	66
20	NOV. 23	@	ANAHEIM	4-3	W	10-10-0	20	61	FEB. 19		CALGARY	4-1	L	31-26-4	66
21	NOV. 24		TORONTO	5-1	W	11-10-0	22	62	FEB. 22		COLORADO	3-2	OL	31-26-5	67
22	NOV. 28	@	MINNESOTA	3-1	L	11-11-0	22	63	FEB. 24		ST. LOUIS	2-0	W	32-26-5	69
23	NOV. 30	@	CHICAGO	6-1	L	11-12-0	22	64	FEB. 27	@	CHICAGO	1-0	L	32-27-5	69
24	DEC. 1	@	DETROIT	3-2	L	11-13-0	22	65	FEB. 28	@	ST. LOUIS	2-1	W	33-27-5	71
25	DEC. 3	@	PITTSBURGH	3-1	L	11-14-0	22	66	MAR. 1		CALGARY	3-1	L	33-28-5	71
26	DEC. 5		LOS ANGELES	4-1	W	12-14-0	24	67	MAR. 5	@	DALLAS	2-1	W	34-28-5	73
27	DEC. 7		SAN JOSE	1-0	L	12-15-0	24	68	MAR. 6		MONTREAL	4-2	L	34-29-5	73
28	DEC. 8	@	LOS ANGELES	4-2	W	13-15-0	26	69	MAR. 8		OTTAWA	4-2	L	34-30-5	73
29	DEC. 13	@	NY ISLANDERS	3-2	L	13-16-0	26	70	MAR. 11		ANAHEIM	3-2	W	35-30-5	75
30	DEC. 15	@	NEW JERSEY	4-1	W	14-16-0	28	71	MAR. 13		VANCOUVER	2-0	W	36-30-5	77
31	DEC. 16	@	NY RANGERS	5-1	W	15-16-0	30	72	MAR. 15		EDMONTON	5-2	L	36-31-5	77
32	DEC. 18	@	PHILADELPHIA	3-2	W	16-16-0	32	73	MAR. 17	@	VANCOUVER	3-1	L	36-32-5	77
33	DEC. 20	@	SAN JOSE	3-2	W	17-16-0	34	74	MAR. 18	@	EDMONTON	8-4	L	36-33-5	77
34	DEC. 22		VANCOUVER	2-1	OL	17-16-1	35	75	MAR. 20		LOS ANGELES	6-5	OL	36-33-6	78
35	DEC. 27		MINNESOTA	3-2	L	17-17-1	35	76	MAR. 22		ANAHEIM	2-1	L	36-34-6	78
36	DEC. 29		DETROIT	4-2	L	17-18-1	35	77	MAR. 25		SAN JOSE	5-4	W	37-34-6	80
37	DEC. 31		COLORADO	4-3	W	18-18-1	37	78	MAR. 27	@	LOS ANGELES	4-0	L	37-35-6	80
38	JAN. 2	@	COLORADO	5-2	W	19-18-1	39	79	MAR. 30	@	SAN JOSE	3-1	L	37-36-6	80
39	JAN. 3		CHICAGO	4-2	W	20-18-1	41	80	APR. 3		DALLAS	4-2	L	37-37-6	80
40	JAN. 5		ANAHEIM	3-2	W	21-18-1	43	81	APR. 4	@	DALLAS	4-2	W	38-37-6	82
41	JAN. 8	@	CALGARY	3-1	W	22-18-1	45	82	APR. 6	@	ANAHEIM	3-2	OL	38-37-7	83



36-39-7 (79 points), 4th Pacific Division

PLAYER	GP	G	A	PTS	PIM
Shane Doan	82	31	42	73	72
#Olli Jokinen	57	21	21	42	49
Steven Reinprecht	73	14	27	41	20
Ed Jovanovski	82	9	27	36	106
Peter Mueller	72	13	23	36	24
Martin Hanzal	74	11	20	31	40
Keith Yandle	69	4	26	30	37
Mikkel Boedker	78	11	17	28	18
Zbynek Michalek	82	6	21	27	28
Enver Lisin	48	13	8	21	24
*Joakim Lindstrom	44	9	11	20	28
Kyle Turris	63	8	12	20	21
*Matthew Lombardi	19	5	11	16	14
Viktor Tikhonov	61	8	8	16	20
Todd Fedoruk	72	6	7	13	72
*Scottie Upshall	19	8	5	13	26
#Derek Morris	57	5	7	12	24

GOALTENDER	GP	MIN	GAA	W-L-T	SO	GA	SA	SV%
Ilya Bryzgalov	65	3759	2.98	26-31-6	3	187	1994	.906
#Mikael Tellqvist	15	798	2.86	7-5-1	0	38	408	.907
Al Montoya	5	259	2.08	3-1-0	1	9	120	.925
Josh Tordjman	2	118	4.07	0-2-0	0	8	62	.871

* - Acquired during season # - Relocated during season

PLAYER	GP	G	A	PTS	PIM
*Ken Klee	68	1	10	11	24
*Petr Prucha	19	2	8	10	6
#Daniel Carcillo	54	3	7	10	174
Kevin Porter	34	5	5	10	4
David Hale	48	3	6	9	36
Kurt Sauer	68	1	6	7	36
Daniel Winnik	49	3	4	7	63
*Dmitri Kalinin	15	1	3	4	6
Steven Goertzen	16	2	2	4	24
Joel Perrault	7	2	1	3	4
*Nigel Dawes	12	0	2	2	0
*Brandon Prust	11	0	1	1	29
Jeff Hoggan	4	0	1	1	7
David Schlemko	3	0	1	1	0
Brian McGrattan	5	0	0	0	22
Garth Murray	10	0	0	0	12
*Alexander Nikulin	1	0	0	0	0

#	DATE	H/R	OPPONENT	SCORE	RES	RECORD	PTS	#	DATE	H/R	OPPONENT	SCORE	RES	RECORD	PTS
1	OCT. 11		COLUMBUS	3-1	W	1-0-0	2	42	JAN. 8		TAMPA BAY	3-2	W	20-17-5	45
2	OCT. 12	@	Anaheim	4-2	W	2-0-0	4	43	JAN. 10		DALLAS	1-0	W	21-17-5	47
3	OCT. 15	@	Chicago	4-1	L	2-1-0	4	44	JAN. 13	@	Minnesota	6-3	L	21-18-5	47
4	OCT. 17	@	Ottawa	6-3	L	2-2-0	4	45	JAN. 15	@	Vancouver	4-1	W	22-18-5	49
5	OCT. 18	@	Montreal	4-1	L	2-3-0	4	46	JAN. 17	@	Calgary	4-3	W	23-18-5	51
6	OCT. 23		WASHINGTON	2-1	W	3-3-0	6	47	JAN. 18	@	Edmonton	6-3	L	23-19-5	51
7	OCT. 25		CALGARY	4-1	L	3-4-0	6	48	JAN. 20		DETROIT	6-3	W	24-19-5	53
8	OCT. 30		PITTSBURGH	4-1	W	4-4-0	8	49	JAN. 27		ANAHEIM	7-3	L	24-20-5	53
9	NOV. 1		MINNESOTA	3-2	L	4-5-0	8	50	JAN. 29	@	San Jose	2-0	L	24-21-5	53
10	NOV. 4	@	Calgary	4-2	W	5-5-0	10	51	JAN. 31		BUFFALO	2-0	L	24-22-5	53
11	NOV. 6	@	Vancouver	1-0	L	5-6-0	10	52	FEB. 3	@	Nashville	2-1	L	24-23-5	53
12	NOV. 8		FLORIDA	4-1	W	6-6-0	12	53	FEB. 4	@	Detroit	5-4	L	24-24-5	53
13	NOV. 9		SAN JOSE	4-2	W	7-6-0	14	54	FEB. 7		CAROLINA	7-2	L	24-25-5	53
14	NOV. 12	@	Columbus	5-2	W	8-6-0	16	55	FEB. 11	@	Dallas	1-0	W	25-25-5	55
15	NOV. 13	@	Minnesota	4-0	L	8-7-0	16	56	FEB. 12		VANCOUVER	4-3	L	25-26-5	55
16	NOV. 15		Dallas	3-2	L	8-8-0	16	57	FEB. 14		CALGARY	7-5	L	25-27-5	55
17	NOV. 18		CHICAGO	3-2	OL	8-8-1	17	58	FEB. 16		EDMONTON	3-1	L	25-28-5	55
18	NOV. 21	@	Carolina	5-2	L	8-9-1	17	59	FEB. 19		ATLANTA	4-3	W	26-28-5	57
19	NOV. 22	@	Philadelphia	4-3	OL	8-9-2	18	60	FEB. 21	@	Los Angeles	6-3	W	27-28-5	59
20	NOV. 24	@	NY Rangers	4-1	I	8-10-2	18	61	FEB. 24	@	St. Louis	2-1	L	27-29-5	59
21	NOV. 26	@	Columbus	3-2	W	9-10-2	20	62	FEB. 26	@	Nashville	4-1	L	27-30-5	59
22	NOV. 28		COLORADO	2-1	W	10-10-2	22	63	FEB. 28		ST. LOUIS	3-1	L	27-31-5	59
23	NOV. 29		SAN JOSE	3-2	L	10-11-2	22	64	MAR. 5	@	Boston	2-1	W	28-31-5	61
24	DEC. 2		LOS ANGELES	4-2	W	11-11-2	24	65	MAR. 6	@	Buffalo	5-1	L	28-32-5	61
25	DEC. 4		TORONTO	6-3	W	12-11-2	26	66	MAR. 8	@	NY Islanders	3-2	L	28-33-5	61
26	DEC. 6	@	St. Louis	4-3	L	12-12-2	26	67	MAR. 10	@	Detroit	3-2	OL	28-33-6	62
27	DEC. 7	@	Chicago	7-1	L	12-13-2	26	68	MAR. 12	@	New Jersey	5-2	L	28-34-6	62
28	DEC. 10	@	Dallas	5-3	W	13-13-2	28	69	MAR. 14		NASHVILLE	2-0	L	28-35-6	62
29	DEC. 11		MINNESOTA	3-1	W	14-13-2	30	70	MAR. 17		SAN JOSE	4-3	W	29-35-6	64
30	DEC. 13		DETROIT	5-4	OL	14-13-3	31	71	MAR. 19		ANAHEIM	3-2	OL	29-35-7	65
31	DEC. 16	@	Dallas	2-1	OL	14-13-4	32	72	MAR. 21		VANCOUVER	5-1	W	30-35-7	67
32	DEC. 18		NASHVILLE	2-1	W	15-13-4	34	73	MAR. 22	@	Anaheim	6-2	L	30-36-7	67
33	DEC. 20		COLUMBUS	2-0	W	16-13-4	36	74	MAR. 16		EDMONTON	3-2	W	31-36-7	69
34	DEC. 22	@	Edmonton	4-2	L	16-14-4	36	75	MAR. 28	@	San Jose	3-2	L	31-37-7	69
35	DEC. 23	@	Colorado	5-4	OL	16-14-5	37	76	MAR. 30		DALLAS	6-5	W	32-37-7	71
36	DEC. 26	@	Los Angeles	2-1	W	17-14-5	39	77	APR. 1	@	Colorado	3-0	W	33-37-7	73
37	DEC. 27		LOS ANGELES	4-0	L	17-15-5	39	78	APR. 2		LOS ANGELES	2-1	W	34-37-7	75
38	DEC. 31		COLORADO	3-1	W	18-15-5	41	79	APR. 4	@	Los Angeles	6-1	L	34-38-7	75
39	JAN. 2		NY ISLANDERS	5-4	W	19-15-5	43	80	APR. 7		ST. LOUIS	5-1	L	34-39-7	75
40	JAN. 4	@	Anaheim	2-0	L	19-16-5	43	81	APR. 9	@	San Jose	4-1	W	35-39-7	77
41	JAN. 6		CHICAGO	6-0	L	19-17-5	43	82	APR. 11		ANAHEIM	5-4	W	36-39-7	79



50-25-7 (107 points), 2nd Pacific Division

PLAYER	GP	G	A	PTS	PIM
Shane Doan	82	18	37	55	41
Matthew Lombardi	78	19	34	53	36
Radim Vrbata	82	24	19	43	24
Keith Yandle	82	12	29	41	45
Ed Jovanovski	66	10	24	34	55
Martin Hanzal	81	11	22	33	104
Scottie Upshall	49	18	14	32	50
Vernon Fiddler	76	8	22	30	46
Robert Lang	64	9	20	29	28
Adrian Aucoin	82	8	20	28	56
Taylor Pyatt	74	12	11	23	39
Petr Prucha	79	13	9	22	23
Daniel Winnik	74	4	15	19	12
*Lee Stempniak	18	14	4	18	8
*Wojtek Wolski	18	6	12	18	6

PLAYER	GP	G	A	PTS	PIM
#Peter Mueller	54	4	13	17	8
Zbynek Michalek	72	3	14	17	30
Jim Vandermeer	62	4	8	12	60
Lauri Korpikoski	71	5	6	11	16
Sami Lepisto	66	1	10	11	60
Paul Bissonnette	41	3	2	5	117
David Schlemko	17	1	4	5	8
*Derek Morris	18	1	3	4	11
*Mathieu Schneider	8	0	4	4	4
Mikkel Boedker	14	1	2	3	0
*#Anders Eriksson	12	0	3	3	2
*Petteri Nokelainen	17	1	1	2	6
Shaun Heshka	8	0	2	2	4
Joel Perrault	2	1	0	1	0
#Kevin Porter	4	0	0	0	0

GOALTENDER	GP	MIN	GAA	W-L-T	SO	GA	SA	SV%
Ilya Bryzgalov	69	4084	2.29	42-20-6	8	156	1961	.920
Jason LaBarbera	17	927	2.13	8-5-1	0	33	927	.928

* - Acquired during season # - Relocated during season

#	DATE	H/R	OPPONENT	SCORE	RES	RECORD	PTS	#	DATE	H/R	OPPONENT	SCORE	RES	RECORD	PTS
1	OCT. 3	@	Los Angeles	6-3	W	1-0-0	2	42	DEC. 31		SAN JOSE	3-2	OL	25-13-4	54
2	OCT. 7	@	Pittsburgh	3-0	W	2-0-0	4	43	JAN. 2		DETROIT	4-1	L	25-14-4	54
3	OCT. 8	@	Buffalo	2-1	L	2-1-0	4	44	JAN. 5	@	Edmonton	5-4	W	26-14-4	56
4	OCT. 10		COLUMBUS	2-0	L	2-2-0	4	45	JAN. 7	@	Vancouver	4-0	L	26-15-4	56
5	OCT. 12	@	San Jose	1-0	W	3-2-0	6	46	JAN. 9		NY ISLANDERS	5-4	OL	26-15-5	57
6	OCT. 15		ST. LOUIS	3-2	W	4-2-0	8	47	JAN. 12		SAN JOSE	3-1	L	26-16-5	57
7	OCT. 17		BOSTON	4-1	W	5-2-0	10	48	JAN. 14		NEW JERSEY	4-3	W	27-16-5	59
8	OCT. 22		DETROIT	3-2	W	6-2-0	12	49	JAN. 16		MINNESOTA	6-4	W	28-16-5	61
9	OCT. 24		LOS ANGELES	5-3	L	6-3-0	12	50	JAN. 18		BUFFALO	7-2	L	28-17-5	61
10	OCT. 26	@	NY Rangers	5-2	L	6-4-0	12	51	JAN. 21		NASHVILLE	4-2	W	29-17-5	63
11	OCT. 28	@	Columbus	4-1	W	7-4-0	14	52	JAN. 23	@	Washington	4-2	L	29-18-5	63
12	OCT. 29	@	St. Louis	2-0	W	8-4-0	16	53	JAN. 26	@	Detroit	5-4	W	30-18-5	65
13	OCT. 31		ANAHEIM	3-2	W	9-4-0	18	54	JAN. 28		CALGARY	3-2	W	31-18-5	67
14	NOV. 2		LOS ANGELES	5-3	L	9-5-0	18	55	JAN. 30		NY RANGERS	3-2	W	32-18-5	69
15	NOV. 4	@	Colorado	4-1	L	9-6-0	18	56	JAN. 31	@	Dallas	4-2	W	33-18-5	71
16	NOV. 5		CHICAGO	3-1	W	10-6-0	20	57	FEB. 2	@	Nashville	1-0	W	34-18-5	73
17	NOV. 7	@	Anaheim	4-3	L	10-7-0	20	58	FEB. 5	@	Chicago	2-1	W	35-18-5	75
18	NOV. 12		MONTREAL	4-2	L	10-8-0	20	59	FEB. 6	@	Dallas	4-0	L	35-19-5	75
19	NOV. 14		DALLAS	3-2	W	11-8-0	22	60	FEB. 8		EDMONTON	6-1	W	36-19-5	77
20	NOV. 16		TAMPA BAY	4-1	L	11-9-0	22	61	FEB. 10	@	Minnesota	3-2	W	37-19-5	79
21	NOV. 18	@	Minnesota	3-2	W	12-9-0	24	62	FEB. 12	@	Colorado	2-1	L	37-20-5	79
22	NOV. 19	@	St. Louis	3-2	OL	12-9-1	25	63	FEB. 13		DALLAS	3-0	L	37-21-5	79
23	NOV. 21		PHILADELPHIA	3-1	W	13-9-1	27	64	MAR. 2		ST. LOUIS	5-2	L	37-22-5	79
24	NOV. 23	@	Edmonton	4-0	L	13-10-1	27	65	MAR. 4		COLORADO	3-1	W	38-22-5	81
25	NOV. 25	@	Calgary	2-1	L	13-11-1	27	66	MAR. 6		ANAHEIM	4-0	W	39-22-5	83
26	NOV. 27		DALLAS	5-2	W	14-11-1	29	67	MAR. 10		VANCOUVER	4-3	W	40-22-5	85
27	NOV. 29	@	Anaheim	3-2	W	15-11-1	31	68	MAR. 13	@	Carolina	4-0	W	41-22-5	87
28	DEC. 3		CALGARY	2-1	W	16-11-1	33	69	MAR. 14	@	Atlanta	3-2	W	42-22-5	89
29	DEC. 5		OTTAWA	3-2	W	17-11-1	35	70	MAR. 16	@	Tampa Bay	2-1	W	43-22-5	91
30	DEC. 7		MINNESOTA	2-0	W	18-11-1	37	71	MAR. 18	@	Florida	4-3	W	44-22-5	93
31	DEC. 10	@	Los Angeles	3-2	OL	18-11-2	38	72	MAR. 20		CHICAGO	5-4	W	45-22-5	95
32	DEC. 12		SAN JOSE	2-1	W	19-11-2	40	73	MAR. 21	@	Dallas	3-2	W	46-22-5	97
33	DEC. 14	@	Detroit	3-2	L	19-12-2	40	74	MAR. 23	@	Chicago	2-0	L	46-23-5	97
34	DEC. 16	@	Toronto	6-3	W	20-12-2	42	75	MAR. 25	@	Nashville	4-3	OL	46-23-6	98
35	DEC. 17	@	Columbus	2-1	W	21-12-2	44	76	MAR. 27		COLORADO	6-2	W	47-23-6	100
36	DEC. 19	@	Anaheim	4-2	L	21-13-2	44	77	MAR. 30	@	Vancouver	4-1	L	47-24-6	100
37	DEC. 21		COLUMBUS	5-2	W	22-13-2	46	78	MAR. 31	@	Calgary	2-1	L	47-25-6	100
38	DEC. 23		ANAHEIM	4-0	W	23-13-2	48	79	APR. 3		EDMONTON	3-2	W	48-25-6	102
39	DEC. 26		LOS ANGELES	3-2	W	24-13-2	50	80	APR. 7		NASHVILLE	5-2	W	49-25-6	104
40	DEC. 28	@	San Jose	3-2	OL	24-13-3	51	81	APR. 8	@	Los Angeles	3-2	W	50-25-6	106
41	DEC. 29		VANCOUVER	3-2	W	25-13-3	53	82	APR. 10	@	San Jose	3-2	OL	50-25-7	107



43-26-13 (99 points), 3rd Pacific Division

PLAYER	GP	G	A	PTS	PIM
Shane Doan	72	20	40	60	67
Keith Yandle	82	11	48	59	68
Ray Whitney	75	17	40	57	24
Radim Vrbata	79	19	29	48	20
Lauri Korpikoski	79	19	21	40	20
Eric Belanger	82	13	27	40	36
Lee Stempniak	82	19	19	38	19
Taylor Pyatt	76	18	13	31	27
#Scottie Upshall	61	16	11	27	42
Martin Hanzal	61	16	10	26	54
Kyle Turris	65	11	14	25	16
Vernon Fiddler	71	6	16	22	46
Adrian Aucoin	75	3	19	22	52
#Wojtek Wolski	36	6	10	16	10
Derek Morris	77	5	11	16	58

PLAYER	GP	G	A	PTS	PIM
Ed Jovanovski	50	5	9	14	39
David Schlemko	43	4	10	14	24
Mikkel Boedker	34	4	10	14	8
#Sami Lepisto	51	4	7	11	37
Oliver Ekman-Larsson	48	1	10	11	24
*Michal Rozsival	33	3	3	6	20
Andrew Ebbett	33	2	3	5	4
Brett MacLean	13	2	1	3	2
Paul Bissonnette	48	1	0	1	71
*Rostislav Klesla	16	1	0	1	12
Nolan Yonkman	16	0	1	1	39
#Petr Prucha	11	0	1	1	4
Chris Summers	2	0	0	0	4
Ryan Hollweg	3	0	0	0	0
Garrett Stafford	2	0	0	0	0

GOALTENDER	GP	MIN	GAA	W-L-T	SO	GA	SA	SV%
Ilya Bryzgalov	68	4059	2.48	36-20-10	7	168	2125	.921
Jason LaBarbera	17	882	3.26	7-6-3	2	48	529	.909
Matt Climie	1	32	1.88	0-0-0	0	1	16	.938

* - Acquired during season # - Relocated during season

#	DATE	H/R	OPPONENT	SCORE	RES	RECORD	PTS	#	DATE	H/R	OPPONENT	SCORE	RES	RECORD	PTS
1	OCT. 9	@	Boston	5-2	W	1-0-0	2	42	JAN. 10	@	St. Louis	4-3	W	20-13-9	49
2	OCT. 10		BOSTON	3-0	L	1-1-0	2	43	JAN. 11	@	Columbus	4-3	W	21-13-9	51
3	OCT. 16		DETROIT	2-1	OL	1-1-1	3	44	JAN. 13		TORONTO	5-1	W	22-13-9	53
4	OCT. 17	@	Anaheim	3-2	L	1-2-1	3	45	JAN. 15		ANAHEIM	6-2	W	23-13-9	55
5	OCT. 21		LOS ANGELES	4-2	W	2-2-1	5	46	JAN. 17		SAN JOSE	4-2	L	23-14-9	55
6	OCT. 23		CAROLINA	4-3	OL	2-2-2	6	47	JAN. 18		NASHVILLE	5-2	L	23-15-9	55
7	OCT. 25	@	Montreal	3-2	OL	2-2-3	7	48	JAN. 20	@	Los Angeles	2-0	W	24-15-9	57
8	OCT. 26	@	Ottawa	5-2	L	2-3-3	7	49	JAN. 22		LOS ANGELES	4-3	L	24-16-9	57
9	OCT. 28	@	Detroit	4-2	W	3-3-3	9	50	JAN. 25		EDMONTON	4-3	L	24-17-9	57
10	OCT. 30		TAMPA BAY	3-0	L	3-4-3	9	51	JAN. 26	@	Colorado	5-2	W	25-17-9	59
11	NOV. 3		NASHVILLE	4-3	W	4-4-3	11	52	FEB. 1	@	San Jose	5-3	L	25-18-9	59
12	NOV. 5	@	Dallas	6-3	L	4-5-3	11	53	FEB. 2		VANCOUVER	6-0	L	25-19-9	59
13	NOV. 6		PITTSBURGH	4-3	OL	4-5-4	12	54	FEB. 5		MINNESOTA	1-0	W	26-19-9	61
14	NOV. 8	@	Detroit	3-2	OL	4-5-5	13	55	FEB. 7		COLORADO	3-0	W	27-19-9	63
15	NOV. 10	@	Chicago	2-1	W	5-5-5	15	56	FEB. 9	@	Dallas	3-2	W	28-19-9	65
16	NOV. 12		CALGARY	5-4	W	6-5-5	17	57	FEB. 12		CHICAGO	3-2	W	29-19-9	67
17	NOV. 13		ST LOUIS	5-3	W	7-5-5	19	58	FEB. 14		WASHINGTON	3-2	W	30-19-9	69
18	NOV. 17	@	Calgary	3-1	W	8-5-5	21	59	FEB. 17		ATLANTA	4-3	W	31-19-9	71
19	NOV. 19	@	Edmonton	4-3	W	9-5-5	23	60	FEB. 19	@	Nashville	3-2	W	32-19-9	73
20	NOV. 21	@	Vancouver	3-2	W	10-5-5	25	61	FEB. 22	@	Philadelphia	3-2	W	33-19-9	75
21	NOV. 23		EDMONTON	5-0	W	11-5-5	27	62	FEB. 23	@	Tampa Bay	8-3	L	33-20-9	75
22	NOV. 27		ANAHEIM	6-4	L	11-6-5	27	63	FEB. 25	@	Columbus	5-3	L	33-21-9	75
23	NOV. 30	@	Nashville	3-0	L	11-7-5	27	64	FEB. 27	@	Chicago	4-3	OL	33-21-10	76
24	DEC. 1	@	Minnesota	4-2	W	12-7-5	29	65	MAR. 1		DALLAS	3-2	L	33-22-10	76
25	DEC. 4		FLORIDA	2-1	OL	12-7-6	30	66	MAR. 3	@	Los Angeles	1-0	L	33-23-10	76
26	DEC. 5	@	Anaheim	3-0	W	13-7-6	32	67	MAR. 5		DETROIT	5-4	W	34-23-10	78
27	DEC. 9		MINNESOTA	3-2	L	13-8-6	32	68	MAR. 8		VANCOUVER	4-3	OL	34-23-11	79
28	DEC. 11		DALLAS	5-2	W	14-8-6	34	69	MAR. 10		CALGARY	3-0	W	35-23-11	81
29	DEC. 15	@	New Jersey	3-0	L	14-9-6	34	70	MAR. 13	@	Anaheim	5-2	W	36-23-11	83
30	DEC. 16	@	NY Rangers	4-3	OL	14-9-7	35	71	MAR. 15	@	Calgary	4-3	W	37-23-11	85
31	DEC. 18	@	NY Islanders	4-3	W	15-9-7	37	72	MAR. 17	@	Edmonton	3-1	W	38-23-11	87
32	DEC. 20	@	Pittsburgh	6-1	L	15-10-7	37	73	MAR. 18	@	Vancouver	3-1	W	39-23-11	89
33	DEC. 23	@	San Jose	4-1	L	15-11-7	37	74	MAR. 20		CHICAGO	2-1	L	39-24-11	89
34	DEC. 26	@	Dallas	1-0	W	16-11-7	39	75	MAR. 22		ST. LOUIS	2-1	W	40-24-11	91
35	DEC. 28		ANAHEIM	3-1	L	16-12-7	39	76	MAR. 24		COLUMBUS	3-0	W	41-24-11	93
36	DEC. 29		LOS ANGELES	5-2	W	17-12-7	41	77	MAR. 26		SAN JOSE	4-1	L	41-25-11	93
37	DEC. 31	@	St. Louis	4-3	L	17-13-7	41	78	MAR. 29		DALLAS	2-1	W	42-25-11	95
38	JAN. 2	@	Minnesota	6-5	OL	17-13-8	42	79	APR. 1		COLORADO	4-3	OL	42-25-12	96
39	JAN. 4		COLUMBUS	4-2	W	18-13-8	44	80	APR. 6	@	Los Angeles	3-2	OL	42-25-13	97
40	JAN. 6	@	Colorado	2-0	W	19-13-8	46	81	APR. 8		SAN JOSE	4-3	W	43-25-13	99
41	JAN. 8		BUFFALO	2-1	OL	19-13-9	47	82	APR. 9	@	San Jose	3-1	L	43-26-13	107



42-27-13 (97 points), 1st Pacific Division

PLAYER	GP	G	A	PTS	PIM
Ray Whitney	82	24	53	77	28
Radim Vrbata	77	35	27	62	24
Shane Doan	79	22	28	50	48
Keith Yandle	82	11	32	43	51
Lauri Korpikoski	82	17	20	37	14
*Antoine Vermette	82	11	26	37	28
Martin Hanzal	64	8	26	34	63
Oliver Ekman-Larsson	82	13	19	32	32
Daymond Langkow	73	11	19	30	14
Raffi Torres	79	15	11	26	83
Mikkel Boedker	82	11	13	24	12
Boyd Gordon	75	8	15	23	10
Taylor Pyatt	73	9	10	19	23
Kyle Chipchura	53	3	13	16	42
*Gilbert Brule	33	5	9	14	11
Rostislav Klesla	65	3	10	13	54

PLAYER	GP	G	A	PTS	PIM
Michal Rozsival	54	1	12	13	34
Derek Morris	59	2	9	11	38
David Schlemko	46	1	10	11	10
Adrian Aucoin	64	2	7	9	42
*David Rundblad	30	1	6	7	6
*#Cal O'Reilly	22	2	3	5	2
Patrick O'Sullivan	23	2	2	4	2
Marc-Antoine Pouliot	13	0	4	4	2
Michael Stone	13	1	2	3	2
Chris Summers	21	0	3	3	11
Paul Bissonnette	31	1	0	1	41
#Petteri Nokelainen	5	0	1	1	0
Andy Miele	7	0	0	0	6
#Kyle Turris	6	0	0	0	4
Alexandre Bolduc	2	0	0	0	2
Matt Watkins	1	0	0	0	0

GOALTENDER	GP	MIN	GAA	W-L-T	SO	GA	SA	SV%
Mike Smith	67	3903	2.21	38-18-10	8	144	2066	.930
Jason LaBarbera	19	1015	2.54	3-9-3	0	43	486	.912
Curtis McElhinney	2	72	1.67	1-0-0	0	2	36	.944

* - Acquired during season # - Relocated during season

#	DATE	H/R	OPPONENT	SCORE	RES	RECORD	PTS	#	DATE	H/R	OPPONENT	SCORE	RES	RECORD	PTS
1	OCT. 8	@	San Jose	6-3	L	0-1-0	0	42	JAN. 7		N.Y. ISLANDERS	5-1	W	20-17-5	45
2	OCT. 10	@	Dallas	2-1	OL	0-1-1	1	43	JAN. 10	@	N.Y. Rangers	2-1	OL	20-17-6	46
3	OCT. 13	@	Nashville	5-2	W	1-1-1	3	44	JAN. 12	@	Detroit	3-2	OL	20-17-7	47
4	OCT. 15		WINNIPEG	4-1	W	2-1-1	5	45	JAN. 13	@	Columbus	3-2	L	20-18-7	47
5	OCT. 18		CHICAGO	5-2	L	2-2-1	5	46	JAN. 16		COLORADO	6-1	W	21-18-7	49
6	OCT. 20		LOS ANGELES	2-0	L	2-3-1	5	47	JAN. 18	@	Anaheim	6-2	L	21-19-7	49
7	OCT. 23	@	Anaheim	5-4	W	3-3-1	7	48	JAN. 19		DETROIT	3-2	OL	21-19-8	50
8	OCT. 25		DALLAS	3-2	OL	3-3-2	8	49	JAN. 21		TAMPA BAY	4-3	L	21-20-8	50
9	OCT. 27		NEW JERSEY	5-3	W	4-3-2	10	50	JAN. 24		OTTAWA	3-2	W	22-20-8	52
10	OCT. 29		LOS ANGELES	3-2	W	5-3-2	12	51	JAN. 31		ANAHEIM	4-1	L	22-21-8	52
11	NOV. 2	@	Colorado	4-1	W	6-3-2	14	52	FEB. 4		SAN JOSE	5-3	W	23-21-8	54
12	NOV. 3		NASHVILLE	3-0	L	6-4-2	14	53	FEB. 6		DETROIT	3-1	W	24-21-8	56
13	NOV. 5		EDMONTON	4-2	W	7-4-2	16	54	FEB. 7	@	Dallas	4-1	W	25-21-8	58
14	NOV. 10		MONTREAL	3-2	OL	7-4-3	17	55	FEB. 9		CALGARY	2-1	W	26-21-8	60
15	NOV. 12	@	San Jose	3-0	W	8-4-3	19	56	FEB. 11		CHICAGO	3-0	W	27-21-8	62
16	NOV. 15	@	Toronto	3-2	W	9-4-3	21	57	FEB. 13	@	Vancouver	2-1	OL	27-21-9	63
17	NOV. 17	@	Philadelphia	2-1	L	9-5-3	21	58	FEB. 16	@	Los Angeles	1-0	W	28-21-9	65
18	NOV. 19	@	Buffalo	4-2	W	10-5-3	23	59	FEB. 18		DALLAS	2-1	W	29-21-9	67
19	NOV. 21	@	Washington	4-3	L	10-6-3	23	60	FEB. 21		LOS ANGELES	5-4	W	30-21-9	69
20	NOV. 23		ANAHEIM	4-2	W	11-6-3	25	61	FEB. 23	@	Calgary	4-3	W	31-21-9	71
21	NOV. 25		VANCOUVER	5-0	L	11-7-3	25	62	FEB. 25	@	Edmonton	3-1	W	32-21-9	73
22	NOV. 26		DALLAS	3-0	W	12-7-3	27	63	FEB. 28		VANCOUVER	2-1	W	33-21-9	75
23	NOV. 29	@	Chicago	4-1	W	13-7-3	29	64	MAR. 1		CALGARY	4-2	L	33-22-9	75
24	DEC. 1	@	Winnipeg	1-0	L	13-8-3	29	65	MAR. 3		COLUMBUS	5-2	L	33-23-9	75
25	DEC. 3		PHILADELPHIA	4-2	L	13-9-3	29	66	MAR. 5	@	Pittsburgh	2-1	L	33-24-9	75
26	DEC. 5	@	Chicago	4-3	W	14-9-3	31	67	MAR. 6	@	Columbus	3-2	L	33-25-9	75
27	DEC. 6	@	Nashville	3-2	W	15-9-3	33	68	MAR. 8		MINNESOTA	3-2	OL	33-25-10	76
28	DEC. 8	@	Detroit	5-2	L	15-10-3	33	69	MAR. 10		SAN JOSE	3-0	W	34-25-10	78
29	DEC. 10		MINNESOTA	4-1	L	15-11-3	33	70	MAR. 12		NASHVILLE	5-4	OL	34-25-11	79
30	DEC. 14	@	Anaheim	4-1	L	15-12-3	33	71	MAR. 14	@	Vancouver	5-4	W	35-25-11	81
31	DEC. 15		EDMONTON	4-2	W	16-12-3	35	72	MAR. 15	@	Calgary	4-1	L	35-26-11	81
32	DEC. 17		N.Y. RANGERS	3-2	L	16-13-3	35	73	MAR. 18	@	Edmonton	3-2	W	36-26-11	83
33	DEC. 20	@	Florida	2-1	W	17-13-3	37	74	MAR. 20	@	Dallas	4-3	OL	36-26-12	84
34	DEC. 21	@	Carolina	4-3	W	18-13-3	39	75	MAR. 22		COLORADO	3-2	W	37-26-12	86
35	DEC. 23		ST. LOUIS	3-2	L	18-14-3	39	76	MAR. 24	@	San Jose	4-3	OL	37-26-13	87
36	DEC. 26	@	Los Angeles	4-3	L	18-15-3	39	77	MAR. 25		ST. LOUIS	4-0	L	37-27-13	87
37	DEC. 28		BOSTON	2-1	OL	18-15-4	40	78	MAR. 29		SAN JOSE	2-0	W	38-27-13	89
38	DEC. 29	@	Colorado	3-2	L	18-16-4	40	79	MAR. 31		ANAHEIM	4-0	W	39-27-13	91
39	DEC. 31	@	Minnesota	4-2	W	19-16-4	42	80	APR. 3		COLUMBUS	2-0	W	40-27-13	93
40	JAN. 3	@	St. Louis	4-1	L	19-17-4	42	81	APR. 6	@	St. Louis	4-1	W	41-27-13	95
41	JAN. 5	@	Los Angeles	1-0	OL	19-17-5	43	82	APR. 7	@	Minnesota	4-1	W	42-27-13	97



21-18-9 (51 points), 4th Pacific Division

PLAYER	GP	G	A	PTS	PIM
Keith Yandle	48	10	20	30	54
Radim Vrbata	34	12	16	28	14
Shane Doan	48	13	14	27	37
Mikkel Boedker	48	7	19	26	12
Oliver Ekman-Larsson	48	3	21	24	26
Martin Hanzal	39	11	12	23	24
Antoine Vermette	48	13	8	21	36
David Moss	45	5	15	20	21
Kyle Chipchura	46	5	9	14	50
Boyd Gordon	48	4	10	14	8
#Raffi Torres	28	5	7	12	13
#Steve Sullivan	33	5	7	12	20
Lauri Korpikoski	36	6	5	11	12
Rob Klinkhammer	22	5	6	11	10

PLAYER	GP	G	A	PTS	PIM
Derek Morris	39	0	11	11	36
Michael Stone	40	5	4	9	16
#Matthew Lombardi	21	4	4	8	4
Rostislav Klesla	38	2	6	8	22
Nick Johnson	17	4	2	6	0
David Schlemko	30	1	5	6	12
Paul Bissonnette	28	0	6	6	36
Chris Conner	12	1	1	2	2
Zbynek Michalek	34	0	2	2	14
David Rundblad	8	0	1	1	0
Chris Brown	5	0	0	0	2
Alexandre Bolduc	14	0	0	0	2
Chris Summers	6	0	0	0	9
Andy Miele	1	0	0	0	0

GOALTENDER	GP	MIN	GAA	W-L-T	SO	GA	SA	SV%
Mike Smith	34	1,955	2.58	15-12-5	5	84	938	.910
Jason LaBarbera	15	725	2.64	4-6-2	0	32	418	.923
Chad Johnson	4	246	1.21	2-0-2	1	5	108	.954

* - Acquired during season, # - Relocated during season

#	DATE	H/R	OPPONENT	SCORE	RES	RECORD	PTS	#	DATE	H/R	OPPONENT	SCORE	RES	RECORD	PTS
1	JAN. 19	@	Dallas	4-3	L	0-1-0		25	MAR. 9		DALLAS	2-1	W	12-10-3	27
2	JAN. 20		CHICAGO	6-4	L	0-2-0		26	MAR. 12		LOS ANGELES	5-2	W	13-10-3	29
3	JAN. 23		COLUMBUS	5-1	W	1-2-0	2	27	MAR. 14	@	St. Louis	3-0	L	13-11-3	
4	JAN. 24	@	San Jose	5-3	L	1-3-0		28	MAR. 16	@	Columbus	1-0	OL	13-11-4	30
5	JAN. 26		LOS ANGELES	4-2	L	1-4-0		29	MAR. 18	@	Los Angeles	4-0	L	13-12-4	
6	JAN. 28		NASHVILLE	4-0	W	2-4-0	4	30	MAR. 19	@	Los Angeles	3-2	L	13-13-4	
7	JAN. 30		EDMONTON	2-1	OL	2-4-1	5	31	MAR. 21		VANCOUVER	2-1	L	13-14-4	
8	FEB. 1	@	Dallas	4-3	OL	2-4-2	6	32	MAR. 25		DETROIT	3-2	L	13-15-4	
9	FEB. 2		DALLAS	2-0	W	3-4-2	8	33	MAR. 27	@	Minnesota	4-3	OL	13-15-5	31
10	FEB. 4		MINNESTOA	2-1	W	4-4-2	10	34	MAR. 28	@	Nashville	7-4	W	14-15-5	33
11	FEB. 7		CHICAGO	6-2	L	4-5-2		35	MAR. 30	@	San Jose	3-2	OL	14-15-6	34
12	FEB. 9	@	San Jose	1-0	W	5-5-2	12	36	APR. 2		LOS ANGELES	3-1	W	15-15-6	36
13	FEB. 11	@	Colorado	3-2	W	6-5-2	14	37	APR. 4		DETROIT	4-2	W	16-15-6	38
14	FEB. 14	@	Nashville	3-0	L	6-6-2		38	APR. 6		COLORADO	4-0	W	17-15-6	40
15	FEB. 16		COLUMBUS	5-3	W	7-6-2	16	39	APR. 8	@	Vancouver	2-0	L	17-16-6	
16	FEB. 18		CALGARY	4-0	W	8-6-2	18	40	APR. 10	@	Edmonton	3-1	W	18-16-6	42
17	FEB. 23	@	Edmonton	3-2	OL	8-6-3	19	41	APR. 12	@	Calgary	3-2	OL	18-16-7	43
18	FEB. 24	@	Calgary	5-4	L	8-7-3		42	APR. 15		SAN JOSE	4-0	L	18-17-7	
19	FEB. 26	@	Vancouver	4-2	W	9-7-3	21	43	APR. 18	@	St. Louis	2-1	OL	18-17-8	44
20	FEB. 28		MINNESOTA	4-3	L	9-8-3		44	APR. 20	@	Chicago	3-2	W	19-17-8	46
21	MAR. 2		ANAHEIM	5-4	W	10-8-3	23	45	APR. 22	@	Detroit	4-0	L	19-18-8	
22	MAR. 4		ANAHEIM	5-4	W	11-8-3	25	46	APR. 24		SAN JOSE	2-1	W	20-18-8	48
23	MAR. 6	@	Anaheim	2-0	L	11-9-3		47	APR. 26		COLORADO	5-4	OL	20-18-9	49
24	MAR. 7		ST. LOUIS	6-3	L	11-10-3		48	APR. 27	@	Anaheim	5-3	W	21-18-9	51



37-30-15 (89 points), 4th Pacific Division

PLAYER	GP	G	A	PTS	PIM
Keith Yandle	82	8	45	53	63
Radim Vrbata	80	20	31	51	22
Mikkel Boedker	82	19	32	51	20
Shane Doan	69	23	24	47	34
Mike Ribeiro	80	16	31	47	52
Antoine Vermette	82	24	21	45	44
Oliver Ekman-Larsson	80	15	29	44	50
Martin Hanzal	65	15	25	40	73
Lauri Korpikoski	64	9	16	25	24
David Moss	79	8	14	22	18
Michael Stone	70	8	13	21	38
Rob Klinkhammer	72	11	9	20	19
Kyle Chipchura	80	5	15	20	45
Derek Morris	63	5	12	17	41
Jeff Halpern	69	5	7	12	24
Zbynek Michalek	59	2	8	10	24

PLAYER	GP	G	A	PTS	PIM
David Schlemko	48	1	8	9	18
Tim Kennedy	37	2	6	8	4
Paul Bissonnette	39	2	6	8	53
Connor Murphy	30	1	7	8	10
Brandon McMillan	22	2	4	6	4
* Martin Erat	17	2	3	5	6
# Rostislav Klesla	25	1	3	4	24
Jordan Szwarz	26	3	0	3	19
Chris Summers	18	2	1	3	15
Andy Miele	7	0	2	2	5
# David Rundblad	12	0	1	1	6
# Chris Brown	6	0	0	0	17
Brandon Gormley	5	0	0	0	2
Brandon Yip	2	0	0	0	0
# Gilbert Brule	3	0	0	0	2
Lucas Lessio	3	0	0	0	2

GOALTENDER	GP	MIN	GAA	W-L-T	SO	GA	SA	SV%
Mike Smith	62	3,609	2.64	27-21-10	3	159	1871	.915
Thomas Greiss	25	1,312	2.29	10-8-5	2	50	626	.920
Mark Visentin	1	58	3.05	0-1-0	0	3	32	.906

* - Acquired during season # - Relocated during season

#	DATE	H/R	OPPONENT	SCORE	RES	RECORD	PTS	#	DATE	H/R	OPPONENT	SCORE	RES	RECORD	PTS
1	OCT. 3		NY RANGERS	4-1	W	1-0-0	2	42	JAN. 7		CALGARY	6-0	W	21-12-9	51
2	OCT. 5	@	San Jose	4-1	L	1-1-0		43	JAN. 9		MINNESOTA	4-1	L	21-13-9	
3	OCT. 8	@	NY Islanders	6-1	L	1-2-0		44	JAN. 11		ANAHEIM	5-3	L	21-14-9	
4	OCT. 10	@	Detroit	4-2	W	2-2-0	4	45	JAN. 13	@	Winnipeg	5-1	L	21-15-9	
5	OCT. 11	@	Philadelphia	2-1	W	3-2-0	6	46	JAN. 14	@	St. Louis	2-1	L	21-16-9	
6	OCT. 13	@	Carolina	5-3	W	4-2-0	8	47	JAN. 16		VANCOUVER	1-0	W	22-16-9	53
7	OCT. 15		OTTAWA	4-3	OL	4-2-1	9	48	JAN. 18		NEW JERSEY	3-2	W	23-16-8	55
8	OCT. 18	@	Anaheim	3-2	OL	4-2-2	10	49	JAN. 20		TORONTO	4-2	L	23-17-9	
9	OCT. 19		DETROIT	5-2	W	5-2-2	12	50	JAN. 22	@	Calgary	3-2	L	23-18-9	
10	OCT. 22		CALGARY	4-2	W	6-2-2	14	51	JAN. 24	@	Edmonton	4-3	W	24-18-9	57
11	OCT. 24	@	Los Angeles	7-4	L	6-3-2		52	JAN. 26	@	Vancouver	5-4	OL	24-18-10	58
12	OCT. 26		EDMONTON	5-4	W	7-3-2	16	53	JAN. 28		LOS ANGELES	3-0	W	25-18-10	60
13	OCT. 29		LOS ANGELES	3-1	W	8-3-2	18	54	JAN. 30		BUFFALO	3-2	L	25-19-10	
14	OCT. 31		NASHVILLE	5-4	W	9-3-2	20	55	FEB. 1		PITTSBURGH	3-1	W	26-19-10	62
15	NOV. 2	@	San Jose	3-2	W	10-3-2	22	56	FEB. 4		DALLAS	3-1	L	26-20-10	
16	NOV. 5		VANCOUVER	3-2	W	11-3-2	24	57	FEB. 7		CHICAGO	2-0	W	27-20-10	64
17	NOV. 6	@	Anaheim	5-2	L	11-4-2		58	FEB. 8	@	Dallas	2-1	L	27-21-10	
18	NOV. 9		WASHINGTON	4-3	W	12-4-2	26	59	FEB. 27	@	Winnipeg	3-2	OL	27-21-11	65
19	NOV. 12	@	St. Louis	3-2	W	13-4-2	28	60	FEB. 28	@	Colorado	4-2	L	27-22-11	
20	NOV. 14	@	Chicago	5-4	OL	13-4-3	29	61	MAR. 2		ST. LOUIS	4-2	L	27-23-11	
21	NOV. 16		TAMPA BAY	6-3	W	14-4-3	31	62	MAR. 4		VANCOUVER	1-0	W	28-23-11	67
22	NOV. 21		COLORADO	4-3	OL	14-4-4	32	63	MAR. 6		MONTREAL	5-2	W	29-23-11	69
23	NOV. 23		ANAHEIM	4-2	L	14-5-4		64	MAR. 8	@	Washington	3-2	L	29-24-11	
24	NOV. 25	@	Nashville	4-2	L	14-6-4		65	MAR. 10	@	Tampa Bay	4-3	W	30-24-11	71
25	NOV. 27	@	Minnesota	3-1	W	15-6-4	34	66	MAR. 11	@	Florida	3-1	W	31-24-11	73
26	NOV. 30		CHICAGO	5-2	L	15-7-4		67	MAR. 13	@	Boston	2-1	L	31-25-11	
27	DEC. 3	@	Edmonton	6-2	W	16-7-4	36	68	MAR. 15		CALGARY	3-2	W	32-25-11	75
28	DEC. 4	@	Calgary	4-1	L	16-8-4		69	MAR. 17	@	Los Angeles	4-3	W	33-25-11	77
29	DEC. 6	@	Vancouver	3-2	OL	16-8-5	37	70	MAR. 20		FLORIDA	2-1	W	34-25-11	79
30	DEC. 10	@	Colorado	3-1	W	17-8-5	39	71	MAR. 22		BOSTON	4-2	L	34-26-11	
31	DEC. 12		NY ISLANDERS	6-3	W	18-8-5	41	72	MAR. 24	@	NY Rangers	4-3	OL	34-26-12	80
32	DEC. 14		CAROLINA	3-1	L	18-9-5		73	MAR. 25	@	Pittsburgh	3-2	W	35-26-12	82
33	DEC. 17	@	Montreal	3-1	L	18-10-5		74	MAR. 27	@	New Jersey	3-2	W	36-26-12	84
34	DEC. 19	@	Toronto	2-1	OL	18-10-6	42	75	MAR. 29		MINNESOTA	3-1	L	36-27-12	
35	DEC. 21	@	Ottawa	4-3	W	19-10-6	44	76	APR. 1		WINNIPEG	2-1	OL	36-27-13	85
36	DEC. 23	@	Buffalo	2-1	OL	19-10-7	45	77	APR. 2	@	Los Angeles	4-0	L	36-28-13	
37	DEC. 27		SAN JOSE	4-3	OL	19-10-8	46	78	APR. 4		EDMONTON	3-2	OL	36-28-14	86
38	DEC. 28	@	Anaheim	3-2	OL	19-10-9	47	79	APR. 8	@	Columbus	4-3	OL	36-28-15	87
39	DEC. 31		EDMONTON	4-3	W	20-10-9	49	80	APR. 10	@	Nashville	2-0	L	36-29-15	
40	JAN. 2		COLUMBUS	2-0	L	20-11-9		81	APR. 12		SAN JOSE	3-2	L	36-30-15	
41	JAN. 4		PHILADELPHIA	5-3	L	20-12-9		82	APR. 13		DALLAS	2-1	W	37-30-15	89



24-50-8 (56 points), 7th Pacific Division

PLAYER	GP	G	A	PTS	PIM
Oliver Ekman-Larsson	82	23	20	43	40
Sam Gagner	81	15	26	41	28
# Keith Yandle	63	4	37	41	32
Shane Doan	79	14	22	36	65
# Antoine Vermette	63	13	22	35	34
Martin Erat	79	9	23	32	48
Mikkel Boedker	45	14	14	28	6
Martin Hanzal	37	8	16	24	31
Tobias Rieder	72	13	8	21	14
Lauri Korpikoski	69	6	15	21	12
Michael Stone	81	3	15	18	60
* Mark Arcobello	27	9	7	16	6
Kyle Chipchura	70	4	10	14	82
David Moss	60	4	8	12	24
Joe Vitale	70	3	6	9	36
# Zbynek Michalek	53	2	6	8	12
Connor Murphy	73	4	3	7	42
B.J. Crombeen	58	3	3	6	79
Lucas Lessio	26	2	3	5	8

GOALTENDER	GP	MIN	GAA	W-L-T	SO	GA	SA	SV%
Mike Smith	62	3,555	3.16	14-42-5	0	187	1955	.904
Devan Dubnyk	19	1,034	2.72	9-5-2	1	47	561	.916
Louis Domingue	7	307	2.73	1-2-1	0	14	158	.911
Mike McKenna	1	60	5.00	0-1-0	0	5	34	.853

* - Acquired during season, # - Relocated during season

#	DATE	H/R	OPPONENT	SCORE	RES	RECORD	PTS	#	DATE	H/R	OPPONENT	SCORE	RES	RECORD	PTS
1	OCT. 9		WINNIPEG	6-2	L	0-1-0		42	JAN. 13		SAN JOSE	3-2	L	16-22-4	
2	OCT. 11		LOS ANGELES	3-2	W	1-1-0	2	43	JAN. 15		CALGARY	4-1	L	16-23-4	
3	OCT. 15		EDMONTON	7-4	W	2-1-0	4	44	JAN. 17	@	Minnesota	3-1	L	16-24-4	
4	OCT. 18		ST. LOUIS	6-1	L	2-2-0		45	JAN. 18	@	Winnipeg	4-3	OL	16-24-5	37
5	OCT. 21	@	Nashville	4-3	OL	2-2-1	5	46	JAN. 20	@	Chicago	6-1	L	16-25-5	
6	OCT. 23	@	Minnesota	2-0	L	2-3-1		47	JAN. 27	@	Philadelphia	4-3	OL	16-25-6	38
7	OCT. 25		FLORIDA	2-1	W	3-3-1	7	48	JAN. 29	@	Toronto	3-1	W	17-25-6	40
8	OCT. 28	@	Tampa Bay	7-3	L	3-4-1		49	JAN. 31	@	Ottawa	7-2	L	17-26-6	
9	OCT. 30	@	Florida	2-1	L	3-5-1		50	FEB. 1	@	Montreal	3-2	W	18-26-6	42
10	NOV. 1	@	Carolina	3-0	L	3-6-1		51	FEB. 3	@	Columbus	4-1	W	19-26-6	44
11	NOV. 2	@	Washington	6-5	W	4-6-1	9	52	FEB. 5		CAROLINA	2-1	OL	19-26-7	45
12	NOV. 4		TORONTO	3-2	W	5-6-1	11	53	FEB. 7		DETROIT	3-1	L	19-27-7	
13	NOV. 7	@	Anaheim	3-2	W	6-6-1	13	54	FEB. 9	@	Chicago	3-2	W	20-27-7	47
14	NOV. 8		NY ISLANDERS	1-0	L	6-7-1		55	FEB. 10	@	St. Louis	2-1	L	20-28-7	
15	NOV. 11		DALLAS	4-3	L	6-8-1		56	FEB. 13		SAN JOSE	4-2	L	20-29-7	
16	NOV. 13	@	Calgary	5-3	L	6-9-1		57	FEB. 14		NY RANGERS	5-1	L	20-30-7	
17	NOV. 14	@	Vancouver	5-0	W	7-9-1	15	58	FEB. 16	@	Colorado	5-2	L	20-31-7	
18	NOV. 16	@	Edmonton	2-1	W	8-9-1	17	59	FEB. 21		TAMPA BAY	4-2	L	20-32-7	
19	NOV. 18		WASHINGTON	2-1	OL	8-9-2	18	60	FEB. 23	@	New Jersey	3-0	L	20-33-7	
20	NOV. 20	@	Dallas	3-1	L	8-10-2		61	FEB. 24	@	NY Islanders	5-1	L	20-34-7	
21	NOV. 22	@	San Jose	4-3	W	9-10-2	20	62	FEB. 26	@	NY Rangers	4-3	L	20-35-7	
22	NOV. 23	@	Anaheim	2-1	L	9-11-2		63	FEB. 28	@	Boston	4-1	L	20-36-7	
23	NOV. 25		COLORADO	4-3	OL	9-11-3	21	64	MAR. 3		ANAHEIM	4-1	L	20-37-7	
24	NOV. 29		CALGARY	3-0	L	9-12-3		65	MAR. 5		VANCOUVER	3-2	W	21-37-7	49
25	DEC. 1	@	Edmonton	5-2	W	10-12-3	23	66	MAR. 7		MONTREAL	2-0	L	21-38-7	
26	DEC. 2	@	Calgary	5-2	L	10-13-3		67	MAR. 9		NASHVILLE	2-1	OL	21-38-8	50
27	DEC. 4		LOS ANGELES	4-0	L	10-14-3		68	MAR. 12		CHICAGO	2-1	L	21-39-8	
28	DEC. 6		BOSTON	5-2	L	10-15-3		69	MAR. 14		NEW JERSEY	4-1	L	21-40-8	
29	DEC. 11		NASHVILLE	5-1	L	10-16-3		70	MAR. 16	@	Los Angeles	1-0	L	21-41-8	
30	DEC. 13		MINNESOTA	4-3	OL	10-16-4	24	71	MAR. 19		COLORADO	5-2	L	21-42-8	
31	DEC. 16		EDMONTON	2-1	W	11-16-4	26	72	MAR. 21		PITTSBURGH	3-1	L	21-43-8	
32	DEC. 20	@	Los Angeles	4-2	L	11-17-4		73	MAR. 22		VANCOUVER	3-1	L	21-44-8	
33	DEC. 22	@	Vancouver	7-1	L	11-18-4		74	MAR. 24	@	Detroit	5-4	W	22-44-8	52
34	DEC. 23	@	Edmonton	5-1	W	12-18-4	28	75	MAR. 26	@	Buffalo	4-3	W	23-44-8	54
35	DEC. 27		ANAHEIM	2-1	W	13-18-4	30	76	MAR. 28	@	Pittsburgh	3-2	L	23-45-8	
36	DEC. 29		PHILADELPHIA	4-2	W	14-18-4	32	77	MAR. 30		BUFFALO	4-1	L	23-46-8	
37	DEC. 31	@	Dallas	6-0	L	14-19-4		78	APR. 3	@	San Jose	3-1	L	23-47-8	
38	JAN. 3		COLUMBUS	6-3	W	15-19-4	34	79	APR. 4		SAN JOSE	5-3	W	24-47-8	56
39	JAN. 6		ST. LOUIS	6-0	L	15-20-4		80	APR. 7	@	Calgary	3-2	L	24-48-8	
40	JAN. 8		WINNIPEG	4-1	W	16-20-4	36	81	APR. 9	@	Vancouver	5-0	L	24-49-8	
41	JAN. 10		OTTAWA	5-1	L	16-21-4		82	APR. 11		ANAHEIM	2-1	L	24-50-8	



*Records for '99-00 are "adjusted" to reflect overtime losses instead of regulation ties.

VS ANAHEIM

YEAR	HOME						ROAD						OVERALL					
	W	L	T	OL	GF	GA	W	L	T	OL	GF	GA	W	L	T	OL	GF	GA
1993-94	0	2	0		6	9	0	2	0		3	8	0	4	0		9	17
1994-95	1	1	0		7	6	0	2	0		3	6	1	3	0		10	12
1995-96	1	1	0		8	9	0	2	0		4	11	1	3	0		12	20
1996-97	2	0	0		10	5	1	1	0		4	5	3	1	0		14	10
1997-98	1	1	0		9	7	2	0	0		11	3	3	1	0		20	10
1998-99	1	1	1		5	8	0	2	1		3	9	1	3	2		8	17
1999-00	2	1	0	0	9	4	2	0	0	1	14	6	4	1	0	1	23	10
2000-01	0	2	0	0	4	10	2	0	1	0	10	6	2	2	1	0	14	16
2001-02	0	1	0	2	3	9	1	1	0	0	5	4	1	2	0	2	8	13
2002-03	2	0	0	0	7	3	0	2	1	0	4	9	2	2	1	0	11	12
2003-04	1	0	1	1	7	7	1	1	0	1	6	7	2	1	1	2	13	14
2005-06	1	3		0	8	13	0	4		0	8	19	1	7		0	16	32
2006-07	2	1		1	9	8	0	4		0	8	16	2	5		1	17	24
2007-08	2	2		0	9	11	3	0		1	13	11	5	2		1	22	22
2008-09	1	1		1	10	14	1	2		0	6	10	2	3		1	16	24
2009-10	3	0		0	11	2	1	2		0	8	10	4	2		0	19	12
2010-11	1	2		0	11	11	2	1		0	10	5	3	3		0	21	16
2011-12	2	1		0	9	6	1	2		0	8	14	3	3		0	17	20
2012-13	2	0		0	8	8	1	1		0	5	5	3	1		0	13	13
2013-14	0	2		0	5	9	0	1		2	6	10	0	3		2	11	19
2014-15	1	2		0	3	7	1	1		0	3	4	2	3		0	6	11
TOTALS	26	24	2	5	158	166	19	31	3	5	142	178	45	55	5	10	300	344

VS BOSTON

YEAR	HOME						ROAD						OVERALL					
	W	L	T	OL	GF	GA	W	L	T	OL	GF	GA	W	L	T	OL	GF	GA
1979-80	1	1	0		4	4	0	2	0		1	7	1	3	0		5	11
1980-81	0	1	1		8	11	0	1	1		11	12	0	2	2		19	23
1981-82	0	1	0		5	8	0	2	0		10	15	0	3	0		15	23
1982-83	2	0	0		12	9	0	0	1		2	2	2	0	1		14	11
1983-84	1	0	0		5	2	0	2	0		4	9	1	2	0		9	11
1984-85	1	1	0		6	7	1	0	0		4	3	2	1	0		10	10
1985-86	0	1	0		1	2	0	2	0		9	15	0	3	0		10	17
1986-87	1	1	0		7	4	0	1	0		3	6	1	2	0		10	10
1987-88	0	1	0		3	4	0	2	0		6	9	0	3	0		9	13
1988-89	0	2	0		4	9	1	0	0		4	3	1	2	0		8	12
1989-90	1	0	0		3	2	0	1	1		5	7	1	1	1		8	9
1990-91	1	1	0		8	4	0	1	0		2	5	1	2	0		10	9
1991-92	0	1	1		6	9	1	0	0		3	1	1	1	1		9	10
1992-93	1	0	0		5	4	0	1	0		2	6	1	1	0		7	10
1993-94	0	1	0		6	7	0	1	0		4	5	0	2	0		10	12
1994-95	DID NOT PLAY																	
1995-96	0	1	0		3	5	0	1	0		4	5	0	2	0		7	10
1996-97	1	0	0		5	4	1	0	0		5	2	2	0	0		10	6
1997-98	0	1	0		2	3	0	1	0		2	5	0	2	0		4	8
1998-99	1	0	0		3	1	0	1	0		2	3	1	1	0		5	4
1999-00	1	0	0	0	2	1	0	1	0	0	0	2	1	1	0	0	2	3
2000-01	-	-	-	-	-	-	0	1	0	0	4	7	0	1	0	0	4	7
2001-02	0	0	1	0	1	1	0	1	0	0	2	4	0	1	1	0	3	5
2002-03	1	0	0	0	2	1	-	-	-	-	-	-	1	0	0	0	2	1
2003-04	-	-	-	-	-	-	0	0	1	0	3	3	0	0	1	0	3	3
2005-06	-	-	-	-	-	-	1	0		0	2	1	1	0		0	2	1
2006-07	DID NOT PLAY																	
2007-08	0	1	0		1	3	-	-	-	-	-	-	0	1	0		1	3
2008-09	-	-	-	-	-	-	1	0		0	2	1	1	0		0	2	1
2010-11	0	1		0	0	3	1	0		0	5	2	1	1		0	5	5
2011-12	0	0		1	1	2	-	-	-	-	-	-	0	0		1	1	2
2012-13	DID NOT PLAY																	
2013-14	0	1		0	2	4	0	1		0	1	2	0	2		0	3	6
2014-15	0	1		0	2	5	0	1		0	1	4	0	2		0	3	9
TOTALS	14	18	3	1	111	120	7	24	4	0	103	146	21	42	7	1	214	266



VS BUFFALO							HOME							ROAD							OVERALL						
YEAR	W	L	T	OL	GF	GA	W	L	T	OL	GF	GA	W	L	T	OL	GF	GA									
1979-80	0	1	1		5	6	0	2	0		5	10	0	3	1		10	16									
1980-81	0	2	0		4	9	0	2	0		4	11	0	4	0		8	20									
1981-82	0	0	1		4	4	0	1	1		5	6	0	1	2		9	10									
1982-83	1	1	0		8	7	0	1	0		2	5	1	2	0		10	12									
1983-84	0	1	0		5	6	0	2	0		6	14	0	3	0		11	20									
1984-85	2	0	0		8	5	0	1	0		0	4	2	1	0		8	9									
1985-86	1	0	0		5	3	0	2	0		6	13	1	2	0		11	16									
1986-87	1	1	0		5	6	1	0	0		6	3	2	1	0		11	9									
1987-88	1	0	0		7	5	0	1	1		7	9	1	1	1		14	14									
1988-89	1	1	0		5	7	0	1	0		4	5	1	2	0		9	12									
1989-90	0	1	0		3	4	0	2	0		4	7	0	3	0		7	11									
1990-91	0	2	0		2	8	0	1	0		1	4	0	3	0		3	12									
1991-92	1	0	0		5	4	0	1	0		2	5	1	1	0		7	9									
1992-93	0	1	0		2	6	0	1	0		1	2	0	2	0		3	8									
1993-94	1	0	0		3	2	0	1	0		0	6	1	1	0		3	8									
1994-95	DID NOT PLAY																										
1995-96	1	0	0		4	1	1	0	0		4	3	2	0	0		8	4									
1996-97	0	1	0		2	3	0	1	0		1	5	0	2	0		3	8									
1997-98	1	0	0		6	1	0	0	1		3	3	1	0	1		9	4									
1998-99	1	0	0		1	0	0	0	1		1	1	1	0	1		2	1									
1999-00	1	0	0	0	2	1	0	0	1	0	2	2	1	0	1	0	4	3									
2000-01	-	-	-	-	-	-	1	0	0	0	7	3	1	0	0	0	7	3									
2001-02	0	1	0	0	1	3	1	0	0	0	3	2	1	1	0	0	4	5									
2002-03	0	1	0	0	0	1	1	0	0	0	3	2	1	1	0	0	3	3									
2003-04	-	-	-	-	-	-	1	0	0	0	3	2	1	0	0	0	3	2									
2005-06	-	-	-	-	-	-	1	0		0	2	1	1	0		0	2	1									
2006-07	DID NOT PLAY																										
2007-08	1	0	0		6	2	-	-	-	-	-	-	1	0	0		6	2									
2008-09	0	1		0	0	2	0	1		0	1	5	0	2		0	1	7									
2009-10	0	1		0	2	7	0	1		0	1	2	0	2		0	3	9									
2010-11	0	0		1	1	2	-	-	-	-	-	-	0	0		1	1	2									
2011-12	-	-	-	-	-	-	1	0		0	4	2	1	0		0	4	2									
2012-13	DID NOT PLAY																										
2013-14	0	1		0	2	3	0	0		1	1	2	0	1		1	3	5									
2014-15	0	1		0	1	4	1	0		0	4	3	1	1		0	5	7									
TOTALS	14	18	2	1	99	112	9	22	5	1	93	142	23	40	7	2	192	254									

VS CALGARY							HOME							ROAD							OVERALL						
YEAR	W	L	T	OL	GF	GA	W	L	T	OL	GF	GA	W	L	T	OL	GF	GA	W	L	T	OL	GF	GA			
1979-80	0	2	0		6	10	0	2	0		0	10	0	4	0		6	20	0	3	1		9	16			
1980-81	0	1	1		6	9	0	2	0		3	7	0	3	1		9	16	0	3	1		9	16			
1981-82	1	0	0		6	4	1	1	0		9	10	2	1	0		15	14	2	1	0		15	14			
1982-83	1	2	1		17	17	1	3	0		14	20	2	5	1		31	37	2	5	1		31	37			
1983-84	1	1	2		10	10	0	3	1		16	27	1	4	3		26	37	1	4	3		26	37			
1984-85	1	2	1		17	21	0	3	1		14	28	1	5	2		31	49	1	5	2		31	49			
1985-86	1	3	0		20	23	0	3	1		11	21	1	6	1		31	44	1	6	1		31	44			
1986-87	4	0	0		27	8	2	2	0		11	12	6	2	0		38	20	6	2	0		38	20			
1987-88	3	0	1		22	11	1	3	0		13	17	4	3	1		35	28	4	3	1		35	28			
1988-89	2	2	0		9	15	0	3	1		13	25	2	5	1		22	40	2	5	1		22	40			
1989-90	3	1	0		16	10	2	2	0		13	14	5	3	0		29	24	5	3	0		29	24			
1990-91	1	1	2		12	12	0	4	0		12	18	1	5	2		24	30	1	5	2		24	30			
1991-92	3	1	0		22	13	1	1	1		11	13	4	2	1		33	26	4	2	1		33	26			
1992-93	1	2	0		12	13	2	0	2		16	13	3	2	2		28	26	3	2	2		28	26			
1993-94	0	2	0		5	9	0	2	0		6	12	0	4	0		11	21	0	4	0		11	21			
1994-95	1	0	1		6	5	1	1	0		9	12	2	1	1		15	17	2	1	1		15	17			
1995-96	2	0	0		9	5	2	0	0		7	3	4	0	0		16	8	4	0	0		16	8			
1996-97	1	1	0		5	8	2	0	0		8	4	3	1	0		13	12	3	1	0		13	12			
1997-98	1	0	1		5	3	1	1	0		7	7	2	1	1		12	10	2	1	1		12	10			
1998-99	1	0	1		4	3	2	0	0		7	3	3	0	1		11	6	3	0	1		11	6			
1999-00	2	0	0	0	6	4	1	0	1	0	6	4	3	0	1	0	12	8	3	0	1	0	12	8			
2000-01	1	1	0	0	5	6	1	0	1	0	6	4	2	1	1	0	11	10	2	1	1	0	11	10			
2001-02	2	0	0	0	10	6	2	0	0	0	6	3	4	0	0	0	16	9	4	0	0	0	16	9			
2002-03	1	1	0	0	6	7	1	1	0	0	7	3	2	2	0	0	13	10	2	2	0	0	13	10			
2003-04	0	2	0	0	1	6	0	2	0	0	2	5	0	4	0	0	3	11	0	4	0	0	3	11			
2005-06	1	1		0	6	6	1	1		0	4	5	2	2		0	10	11	2	2		0	10	11			
2006-07	1	1		0	6	8	0	2		0	3	11	1	3		0	9	19	1	3		0	9	19			
2007-08	0	2		0	2	7	1	0		1	6	5	1	2		1	8	12	1	2		1	8	12			
2008-09	0	2		0	6	11	2	0		0	8	5	2	2		0	14	16	2	2		0	14	16			
2009-10	2	0		0	5	3	0	2		0	2	4	2	2		0	7	7	2	2		0	7	7			
2010-11	2	0		0	8	4	2	0		0	7	4	4	0		0	15	8	4	0		0	15	8			
2011-12	1	1		0	4	5	1	1		0	3	3	2	2		0	7	8	2	2		0	7	8			
2012-13	1	0		0	4	0	0	1		1	6	8	1	1		1	10	8	1	1		1	10	8			
2013-14	3	0		0	13	4	0	2		0	3	7	3	2		0	16	11	3	2		0	16	11			
2014-15	0	2		0	1	7	0	3		0	7	13	0	5		0	8	20	0	5		0	8	20			
TOTALS	45	34	11	0	319	293	30	51	9	2	276	360	75	85	20	2	595	653	75	85	20	2	595	653			



VS CAROLINA

YEAR	HOME						ROAD						OVERALL					
	W	L	T	OL	GF	GA	W	L	T	OL	GF	GA	W	L	T	OL	GF	GA
1979-80	2	0	0		10	2	0	2	0		6	12	2	2	0		16	14
1980-81	0	2	0		8	13	0	1	1		7	11	0	3	1		15	24
1981-82	0	1	0		1	6	1	1	0		7	9	1	2	0		8	15
1982-83	1	1	0		5	5	0	0	1		2	2	1	1	1		7	7
1983-84	1	0	0		4	3	1	0	1		11	7	2	0	1		15	10
1984-85	1	1	0		10	10	1	0	0		3	0	2	1	0		13	10
1985-86	1	0	0		5	4	0	2	0		3	15	1	2	0		8	19
1986-87	1	1	0		3	3	0	0	1		4	4	1	1	1		7	7
1987-88	1	0	0		6	3	0	2	0		6	8	1	2	0		12	11
1988-89	1	1	0		8	8	0	1	0		3	7	1	2	0		11	15
1989-90	0	1	0		2	4	2	0	0		7	3	2	1	0		9	7
1990-91	2	0	0		10	8	0	1	0		3	4	2	1	0		13	12
1991-92	0	2	0		2	4	0	0	1		3	3	0	2	1		5	7
1992-93	1	1	0		10	13	1	0	0		6	3	2	1	0		16	16
1993-94	0	0	1		2	2	0	1	0		0	4	0	1	1		2	6
1994-95	DID NOT PLAY																	
1995-96	0	1	0		2	3	1	0	0		5	2	1	1	0		7	5
1996-97	0	1	0		1	2	0	1	0		0	1	0	2	0		1	3
1997-98	0	1	0		4	5	0	0	1		2	2	0	1	1		6	7
1998-99	0	0	1		5	5	0	0	0		0	0	0	0	1		5	5
1999-00	1	0	0	0	7	5	1	0	0	0	4	2	2	0	0	0	11	7
2000-01	0	0	0	1	1	2	1	0	0	0	2	0	1	0	0	1	3	2
2001-02	-	-	-	-	-	-	0	0	0	1	0	1	0	0	0	1	0	1
2002-03	1	0	0	0	4	2	0	1	0	0	2	3	1	1	0	0	6	5
2003-04	-	-	-	-	-	-	1	0	0	0	3	0	1	0	0	0	3	0
2005-06	1	0		0	8	4	-	-	-	-	-	-	1	0		0	8	4
2006-07	-	-	-	-	-	-	1	0		0	2	0	1	0		0	2	0
2007-08	DID NOT PLAY																	
2008-09	0	1		0	2	7	0	1		0	2	5	0	2		0	4	12
2009-10	-	-	-	-	-	-	1	0		0	4	0	1	0		0	4	0
2010-11	0	0		1	3	4	-	-	-	-	-	-	0	0		1	3	4
2011-12	-	-	-	-	-	-	1	0		0	4	3	1	0		0	4	3
2012-13	DID NOT PLAY																	
2013-14	0	1		0	1	3	1	0		0	5	3	1	1		0	6	6
2014-15	0	0		1	1	1	0	1		0	0	3	0	1		1	1	4
TOTALS	15	16	2	3	125	131	14	15	6	1	106	117	29	31	8	4	231	248

VS CHICAGO

YEAR	HOME						ROAD						OVERALL					
	W	L	T	OL	GF	GA	W	L	T	OL	GF	GA	W	L	T	OL	GF	GA
1979-80	1	1	0		6	4	1	1	0		5	6	2	2	0		11	10
1980-81	1	1	0		8	10	0	2	0		5	17	1	3	0		13	27
1981-82	2	1	1		17	16	1	1	1		13	12	3	2	2		30	28
1982-83	0	1	0		5	7	1	1	0		8	13	1	2	0		13	20
1983-84	2	0	0		13	7	0	1	0		2	6	2	1	0		15	13
1984-85	0	0	1		5	5	1	1	0		9	9	1	1	1		14	14
1985-86	1	1	0		7	6	0	1	0		4	5	1	2	0		11	11
1986-87	0	1	0		4	8	0	2	0		3	8	0	3	0		7	16
1987-88	1	0	1		7	4	0	1	0		4	6	1	1	1		11	10
1988-89	0	1	0		5	6	0	2	0		5	17	0	3	0		10	23
1989-90	1	1	0		9	7	0	1	0		3	4	1	2	0		12	11
1990-91	0	1	0		1	3	0	1	1		7	8	0	2	1		8	11
1991-92	2	0	0		9	4	0	0	1		3	3	2	0	1		12	7
1992-93	1	0	0		5	2	0	2	0		2	9	1	2	0		7	11
1993-94	2	1	0		6	9	0	3	0		7	15	2	4	0		13	24
1994-95	2	1	0		11	7	1	1	0		4	4	3	2	0		15	11
1995-96	2	0	1		9	7	0	2	0		4	7	2	2	1		13	14
1996-97	1	1	0		3	6	3	0	0		10	4	4	1	0		13	10
1997-98	2	1	0		10	7	2	0	1		9	6	4	1	1		19	13
1998-99	2	0	0		6	2	0	1	1		4	5	2	1	1		10	7
1999-00	1	1	0	0	3	4	0	1	1	0	6	10	1	2	1	0	9	14
2000-01	1	1	0	0	4	6	0	0	1	0	1	1	1	1	1	0	5	7
2001-02	1	1	0	0	5	6	1	1	0	0	4	4	2	2	0	0	9	10
2002-03	0	2	0	0	2	8	1	0	1	0	2	1	1	2	1	0	4	9
2003-04	1	0	1	0	4	3	0	0	2	0	4	4	1	0	3	0	8	7
2005-06	1	1		0	5	6	1	0		1	4	4	2	1		1	9	10
2006-07	1	1		0	8	9	2	0		0	6	3	3	1		0	14	12
2007-08	1	0		1	5	4	0	2		0	1	7	1	2		1	6	11
2008-09	0	1		1	2	9	0	2		0	2	11	0	3		1	4	20
2009-10	2	0		0	8	5	1	1		0	2	3	3	1		0	10	8
2010-11	1	1		0	4	4	1	0		1	5	5	2	1		1	9	9
2011-12	1	1		0	5	5	2	0		0	7	4	3	1		0	12	9
2012-13	0	2		0	6	12	1	0		0	2	2	1	2		0	8	14
2013-14	1	1		0	4	5	0	0		1	4	4	1	1		1	8	9
2014-15	0	1		0	1	2	1	1		0	3	8	1	2		0	4	10
TOTALS	35	27	5	2	212	215	21	32	10	3	164	235	56	59	15	5	376	450



VS COLORADO							HOME							ROAD							OVERALL						
YEAR	W	L	T	OL	GF	GA	W	L	T	OL	GF	GA	W	L	T	OL	GF	GA									
1979-80	1	1	0	8	8	1	1	0	5	7	2	2	0	13	15												
1980-81	1	0	1	8	7	0	1	1	4	8	1	1	2	12	15												
1981-82	0	1	1	9	11	0	1	0	3	7	0	2	1	12	18												
1982-83	1	0	0	3	2	0	2	0	9	14	1	2	0	12	16												
1983-84	1	1	0	9	11	1	0	0	5	3	2	1	0	14	14												
1984-85	1	0	0	6	3	1	1	0	6	7	2	1	0	12	10												
1985-86	1	1	0	6	7	1	0	0	5	4	2	1	0	11	11												
1986-87	0	0	1	4	4	1	0	1	9	6	1	0	2	13	10												
1987-88	1	0	1	6	5	1	0	0	7	3	2	0	1	13	8												
1988-89	0	1	0	4	5	1	1	0	11	8	1	2	0	15	13												
1989-90	1	1	0	12	11	1	0	0	5	3	2	1	0	17	14												
1990-91	1	0	0	6	0	2	0	0	16	6	3	0	0	22	6												
1991-92	0	0	1	4	4	0	2	0	3	9	0	2	1	7	13												
1992-93	0	1	0	4	7	0	1	0	2	3	0	2	0	6	10												
1993-94	1	0	0	5	2	0	0	1	5	5	1	0	1	10	7												
1994-95	DID NOT PLAY																										
1995-96	0	2	0	4	10	1	1	0	7	7	1	3	0	11	17												
1996-97	0	2	0	3	7	0	2	0	1	8	0	4	0	4	15												
1997-98	0	2	0	5	8	0	1	1	3	6	0	3	1	8	14												
1998-99	1	0	1	6	3	2	0	0	9	2	3	0	1	15	5												
1999-00	1	1	0	0	9	4	1	1	0	0	5	5	2	2	0	0	14	9									
2000-01	1	1	0	0	6	8	1	1	0	0	5	2	2	2	0	0	11	10									
2001-02	2	0	0	0	6	3	0	0	0	2	3	5	2	0	0	2	9	8									
2002-03	0	1	1	0	6	7	0	1	1	0	3	8	0	2	2	0	9	15									
2003-04	1	1	0	0	5	5	0	2	0	0	2	6	1	3	0	0	7	11									
2005-06	0	2	0	3	8	0	2	0	8	13	0	4	0	11	21												
2006-07	0	2	0	6	10	1	1	0	8	8	1	3	0	14	18												
2007-08	1	0	1	6	6	2	0	0	9	5	3	0	1	15	11												
2008-09	2	0	0	5	2	1	0	1	7	5	3	0	1	12	7												
2009-10	2	0	0	9	3	0	2	0	2	6	2	2	0	11	9												
2010-11	1	1	0	6	4	2	0	0	7	2	3	0	1	13	6												
2011-12	2	0	0	9	3	1	1	0	6	4	3	1	0	15	7												
2012-13	1	0	1	8	4	1	0	0	3	2	2	0	1	11	6												
2013-14	0	0	1	3	4	1	1	0	5	5	1	1	1	8	9												
2014-15	0	1	1	5	9	0	1	0	2	5	0	2	1	7	14												
TOTALS	25	22	7	5	204	195	24	27	5	3	190	197	49	49	12	8	394	392									

VS COLUMBUS YEAR	HOME						ROAD						OVERALL					
	W	L	T	OL	GF	GA	W	L	T	OL	GF	GA	W	L	T	OL	GF	GA
2000-01	1	0	1	0	4	3	0	2	0	0	3	7	1	2	1	0	7	10
2001-02	2	0	0	0	6	2	1	1	0	0	3	5	3	1	0	0	9	7
2002-03	1	0	1	0	8	5	1	1	0	0	4	4	2	1	1	0	12	9
2003-04	1	0	1	0	6	5	1	0	1	0	4	3	2	0	2	0	10	8
2005-06	1	1	0	7	6	1	1	0	9	7	2	2	0	16	13			
2006-07	1	1	0	8	8	1	1	0	4	5	2	2	0	12		13		
2007-08	0	2	0	4	6	1	1	0	4	5	1	3	0	8		11		
2008-09	2	0	0	5	1	2	0	0	8	4	4	0	0	13		5		
2009-10	1	1	0	5	4	2	0	0	6	2	3	1	0	11		6		
2010-11	2	0	0	7	2	1	1	0	7	8	3	1	0	14	10			
2011-12	1	1	0	4	5	0	2	0	5	7	1	3	0	9	12			
2012-13	2	0	0	10	4	0	0	1	0	0	2	0	1	10	4			
2013-14	0	1	0	0	2	0	0	1	3	4	0	1	1	3	6			
2014-15	1	0	0	6	3	1	0	0	4	1	2	0	0	10	4			
TOTALS	16	7	3	0	80	56	12	10	1	2	64	62	28	17	4	2	144	118



VS DALLAS

YEAR	HOME						ROAD						OVERALL					
	W	L	T	OL	GF	GA	W	L	T	OL	GF	GA	W	L	T	OL	GF	GA
1979-80	1	1	0		4	4	0	1	1		4	10	1	2	1		8	14
1980-81	0	2	0		6	10	0	2	0		4	8	0	4	0		10	18
1981-82	0	2	1		11	16	3	1	0		16	24	3	3	1		27	40
1982-83	0	2	0		6	8	0	1	0		1	4	0	3	0		7	12
1983-84	1	0	0		5	1	0	2	0		8	10	1	2	0		13	11
1984-85	2	0	0		9	4	0	1	0		0	4	2	1	0		9	8
1985-86	0	1	0		5	6	2	0	0		7	3	2	1	0		12	9
1986-87	2	0	0		10	7	0	1	0		2	4	2	1	0		12	11
1987-88	1	0	0		5	4	1	0	1		13	10	2	0	1		18	14
1988-89	1	1	0		4	6	0	1	0		1	5	1	2	0		5	11
1989-90	1	0	0		5	3	0	2	0		5	12	1	2	0		10	15
1990-91	1	1	0		4	4	1	0	0		6	4	2	1	0		10	8
1991-92	0	1	0		2	3	0	2	0		3	10	0	3	0		5	13
1992-93	2	0	0		14	10	1	1	0		11	7	3	1	0		25	17
1993-94	1	2	0		9	12	0	1	2		6	8	1	3	2		15	20
1994-95	1	1	0		4	7	1	1	0		9	9	2	2	0		13	16
1995-96	2	0	0		10	6	2	1	0		14	8	4	1	0		24	14
1996-97	0	2	1		8	10	2	1	0		11	10	2	3	1		19	20
1997-98	2	1	0		9	10	0	2	1		3	10	2	3	1		12	20
1998-99	1	2	0		5	5	1	2	0		5	6	2	4	0		10	11
1999-00	0	3	0	0	5	12	2	0	1	0	9	7	2	3	1	0	14	19
2000-01	1	1	1	0	9	9	1	0	1	0	5	3	2	1	2	0	14	12
2001-02	1	1	0	0	7	7	1	2	0	0	9	8	2	3	0	0	16	15
2002-03	0	2	1	0	5	10	0	1	1	0	3	7	0	3	2	0	8	17
2003-04	2	1	0	0	9	8	1	1	1	0	11	8	3	2	1	0	20	16
2005-06	1	2		1	12	15	2	2		0	10	10	3	4		1	22	25
2006-07	0	2		2	6	13	1	2		1	9	16	1	4		3	15	29
2007-08	2	2		0	15	13	3	1		0	12	5	5	3		0	27	18
2008-09	2	1		0	9	8	2	0		1	7	5	4	1		1	16	13
2009-10	2	1		0	8	7	2	1		0	7	8	4	2		0	15	15
2010-11	2	1		0	9	6	2	1		0	7	8	4	2		0	16	14
2011-12	2	0		1	7	3	1	0		2	8	5	3	0		3	15	8
2012-13	2	0		0	4	1	0	1		1	6	7	2	1		1	10	8
2013-14	1	1		0	3	4	0	1		0	1	2	1	2		0	4	6
2014-15	0	1		0	3	4	0	2		0	1	9	0	3		0	4	13
TOTALS	37	38	4	4	246	256	32	38	9	5	234	274	69	76	13	9	480	530

VS DETROIT

YEAR	HOME						ROAD						OVERALL					
	W	L	T	OL	GF	GA	W	L	T	OL	GF	GA	W	L	T	OL	GF	GA
1979-80	0	2	0		1	10	1	1	0		10	8	1	3	0		11	18
1980-81	0	1	1		7	8	0	2	0		8	11	0	3	1		15	19
1981-82	2	1	1		13	6	1	1	1		9	9	3	2	2		22	15
1982-83	1	0	0		8	3	2	0	0		12	2	3	0	0		20	5
1983-84	0	0	2		8	8	0	1	0		1	6	0	1	2		9	14
1984-85	1	0	0		5	2	1	0	1		11	8	2	0	1		16	10
1985-86	2	0	0		11	3	1	0	0		4	3	3	0	0		15	6
1986-87	0	0	1		1	1	1	1	0		7	7	1	1	1		8	8
1987-88	0	1	1		5	9	0	1	0		8	10	0	2	1		13	19
1988-89	0	1	0		2	6	0	1	1		5	8	0	2	1		7	14
1989-90	1	0	1		10	8	0	1	0		4	5	1	1	1		14	13
1990-91	0	1	0		2	5	0	2	0		2	9	0	3	0		4	14
1991-92	0	0	1		1	1	2	0	0		7	5	2	0	1		8	6
1992-93	1	0	0		4	1	1	1	0		8	8	2	1	0		12	9
1993-94	3	0	0		12	7	0	3	0		5	19	3	3	0		17	26
1994-95	1	1	0		5	8	0	2	1		9	17	1	3	1		14	25
1995-96	1	1	1		10	12	1	2	0		10	14	2	3	1		20	26
1996-97	0	2	1		9	12	2	0	0		8	3	2	2	1		17	15
1997-98	1	1	1		6	7	0	2	1		5	11	1	3	2		11	18
1998-99	1	1	0		5	8	2	0	0		10	5	3	1	0		15	13
1999-00	1	1	0	0	6	6	2	0	0	0	9	5	3	1	0	0	15	11
2000-01	0	1	1	0	4	6	0	1	1	0	5	8	0	2	2	0	9	14
2001-02	0	1	1	0	3	5	0	1	1	0	2	5	0	2	2	0	5	10
2002-03	0	2	0	0	5	8	1	1	0	0	6	6	1	3	0	0	11	14
2003-04	1	0	1	0	6	3	0	1	1	0	5	8	1	1	2	0	11	11
2005-06	0	2		0	3	9	2	0		0	9	3	2	2		0	12	12
2006-07	0	2		0	2	9	0	2		0	4	13	0	4		0	6	22
2007-08	0	2		0	4	9	0	2		0	4	6	0	4		0	8	15
2008-09	1	0		1	10	8	0	1		1	6	8	1	1		2	16	16
2009-10	1	1		0	4	6	1	1		0	7	7	2	2		0	11	13
2010-11	1	0		1	6	6	1	0		1	6	5	2	0		2	12	11
2011-12	1	0		1	5	3	0	1		1	4	7	1	1		2	9	10
2012-13	1	1		0	6	5	0	1		0	0	4	1	2		0	6	9
2013-14	1	0		0	5	2	1	0		0	4	2	2	0		0	9	4
2014-15	0	1		0	1	3	1	0		0	5	4	1	1		0	6	7
TOTALS	23	27	14	3	195	213	24	33	8	3	219	259	47	60	22	6	414	472



VS EDMONTON							HOME							ROAD							OVERALL						
YEAR	W	L	T	OL	GF	GA	W	L	T	OL	GF	GA	W	L	T	OL	GF	GA									
1979-80	1	0	1		10	5	1	1	0		6	12	2	1	1		16	17									
1980-81	0	2	0		3	9	0	2	0		6	17	0	4	0		9	26									
1981-82	0	1	0		2	10	1	1	0		5	4	1	2	0		7	14									
1982-83	2	2	0		24	23	0	4	0		7	22	2	6	0		31	45									
1983-84	0	4	0		21	29	0	4	0		16	24	0	8	0		37	53									
1984-85	1	3	0		13	18	2	2	0		21	22	3	5	0		34	40									
1985-86	1	3	0		19	25	1	3	0		15	22	2	6	0		34	47									
1986-87	2	2	0		17	17	1	3	0		10	16	3	5	0		27	33									
1987-88	1	2	1		11	17	0	2	2		10	15	1	4	3		21	32									
1988-89	1	2	1		18	23	2	2	0		17	17	3	4	1		35	40									
1989-90	3	1	0		17	15	0	4	0		11	23	3	5	0		28	38									
1990-91	2	2	0		13	12	2	1	1		10	9	4	3	1		23	21									
1991-92	1	1	1		11	10	2	2	0		16	15	3	3	1		27	25									
1992-93	4	1	0		22	16	4	0	0		22	13	8	1	0		44	29									
1993-94	1	1	0		9	7	0	2	0		2	11	1	3	0		11	18									
1994-95	0	2	0		8	11	1	0	1		8	4	1	2	1		16	15									
1995-96	2	0	0		13	4	0	2	0		7	10	2	2	0		20	14									
1996-97	0	2	0		4	9	1	1	0		7	6	1	3	0		11	15									
1997-98	1	1	0		8	8	0	2	0		4	9	1	3	0		12	17									
1998-99	1	1	0		4	9	1	1	0		10	8	2	2	0		14	17									
1999-00	1	1	0	0	9	9	0	1	0	1	4	7	1	2	0	1	13	16									
2000-01	2	0	0	0	9	4	0	0	2	0	4	4	2	0	2	0	13	8									
2001-02	0	1	0	1	7	9	0	2	0	0	2	9	0	3	0	1	9	18									
2002-03	2	0	0	0	7	5	1	1	0	0	8	5	3	1	0	0	15	10									
2003-04	0	1	1	0	5	10	0	1	0	1	6	9	0	2	1	1	11	19									
2005-06	1	0		1	7	7	1	1		0	5	10	2	1		1	12	17									
2006-07	1	1		0	8	5	1	1		0	5	5	2	2		0	13	10									
2007-08	0	2		0	4	9	0	2		0	6	13	0	4		0	10	22									
2008-09	1	1		0	4	5	0	2		0	5	10	1	3		0	9	15									
2009-10	2	0		0	9	3	1	1		0	5	8	3	1		0	14	11									
2010-11	1	1		0	8	4	2	0		0	7	4	3	1		0	15	8									
2011-12	2	0		0	8	4	2	0		0	5	3	4	0		0	13	7									
2012-13	0	0		1	1	2	1	0		1	5	3	1	0		2	6	5									
2013-14	2	0		1	11	9	2	0		0	10	5	4	0		1	21	14									
2014-15	2	0		0	9	5	3	0		0	12	4	5	0		0	21	9									
TOTALS	41	41	5	4	353	367	33	51	6	3	299	378	74	92	11	7	652	745									

VS FLORIDA YEAR	HOME						ROAD						OVERALL					
	W	L	T	OL	GF	GA	W	L	T	OL	GF	GA	W	L	T	OL	GF	GA
1993-94	0	2	0		4	8	1	0	0		5	2	1	2	0		9	10
1994-95	DID NOT PLAY																	
1995-96	1	0	0		5	3	0	1	0		1	6	1	1	0		6	9
1996-97	0	0	1		1	1	1	0	0		3	0	1	0	1		4	1
1997-98	1	0	0		3	2	1	0	0		3	2	2	0	0		6	4
1998-99	0	0	1		2	2	0	1	0		1	7	0	1	1		3	9
1999-00	0	1	0	0	1	6	-	-	-	-	-	-	0	1	0	0	1	6
2000-01	1	0	0	0	2	1	0	1	0	0	3	4	1	1	0	0	5	5
2001-02	-	-	-	-	-	-	1	0	0	0	3	1	1	0	0	0	3	1
2002-03	0	0	1	0	3	3	-	-	-	-	-	-	0	0	1	0	3	3
2003-04	0	0	0	1	4	5	1	0	0	0	2	1	1	0	0	1	6	6
2005-06	1	0		0	6	3	-	-	-	-	-	-	1	0		0	6	3
2006-07	-	-	-	-	-	-	0	1		0	2	5	0	1		0	2	5
2007-08	DID NOT PLAY																	
2008-09	1	0		0	4	1	-	-	-	-	-	-	1	0		0	4	1
2009-10	2	0		0	9	3	1	1		0	5	8	3	1		0	14	11
2009-10	-	-	-	-	-	-	1	0		0	4	3	1	0		0	4	3
2010-11	0	0		1	1	2	-	-	-	-	-	-	0	0		1	1	2
2011-12	-	-	-	-	-	-	1	0		0	2	1	1	0		0	2	1
2012-13	DID NOT PLAY																	
2013-14	1	0		0	2	1	1	0		0	3	1	2	0		0	5	2
2014-15	1	0		0	2	1	0	1		0	1	2	1	1		0	3	3
TOTALS	7	3	3	2	40	39	8	5	0	0	33	35	15	8	3	2	73	74



VS LOS ANGELES

YEAR	HOME						ROAD						OVERALL					
	W	L	T	OL	GF	GA	W	L	T	OL	GF	GA	W	L	T	OL	GF	GA
1979-80	1	0	1		9	7	1	1	0		10	8	2	1	1		19	15
1980-81	0	2	0		6	11	0	2	0		5	14	0	4	0		11	25
1981-82	2	0	0		14	7	1	0	0		3	2	3	0	0		17	9
1982-83	3	1	0		24	16	3	1	0		17	14	6	2	0		41	30
1983-84	2	0	2		23	20	3	0	1		22	16	5	0	3		45	36
1984-85	1	1	2		15	13	3	1	0		24	19	4	2	2		39	32
1985-86	1	3	0		15	19	1	2	1		15	15	2	5	1		30	34
1986-87	3	1	0		13	8	2	2	0		16	20	5	3	0		29	28
1987-88	2	2	0		11	10	3	1	0		21	18	5	3	0		32	28
1988-89	1	1	2		20	19	1	1	2		14	14	2	2	4		34	33
1989-90	3	1	0		21	9	2	1	1		15	14	5	2	1		36	23
1990-91	1	3	0		15	19	0	2	2		12	17	1	5	2		27	36
1991-92	2	2	0		17	16	0	2	1		8	10	2	4	1		25	26
1992-93	2	0	2		17	12	1	2	0		12	16	3	2	2		29	28
1993-94	1	1	0		7	7	1	0	1		12	10	2	1	1		19	17
1994-95	0	2	0		3	6	0	1	1		9	11	0	3	1		12	17
1995-96	2	0	0		9	6	1	1	0		8	10	3	1	0		17	16
1996-97	1	1	0		7	5	1	1	0		7	9	2	2	0		14	14
1997-98	1	1	0		7	4	1	1	0		6	5	2	2	0		13	9
1998-99	2	1	0		9	5	3	0	0		9	1	5	1	0		18	6
1999-00	1	2	0	0	6	9	3	0	0	0	12	7	4	2	0	0	18	16
2000-01	1	0	1	0	5	3	1	1	1	0	11	14	2	1	2	0	16	17
2001-02	2	0	1	0	11	6	0	0	2	0	4	4	2	0	3	0	15	10
2002-03	1	0	0	1	6	6	0	2	0	1	7	12	1	2	0	2	13	18
2003-04	2	1	0	0	11	7	0	2	1	0	9	14	2	3	1	0	20	21
2005-06	4	0		0	15	6	1	3		0	9	11	5	3		0	24	17
2006-07	3	1		0	16	14	1	2		1	11	14	4	3		1	27	28
2007-08	3	0		1	17	11	3	1		0	9	6	6	1		1	26	17
2008-09	2	1		0	6	7	2	1		0	9	10	4	2		0	15	17
2009-10	1	2		0	9	12	2	0		1	11	8	3	2		1	20	20
2010-11	2	1		0	13	9	1	1		1	4	4	3	2		1	17	13
2011-12	2	1		0	8	8	1	1		1	3	5	3	2		1	11	13
2012-13	2	1		0	10	7	0	2		0	2	7	2	3		0	12	14
2013-14	2	0		0	6	1	1	2		0	8	14	3	2		0	14	15
2014-15	1	1		0	3	6	0	2		0	2	5	1	3		0	5	11
TOTALS	60	34	11	2	404	331	44	42	14	5	356	378	104	76	25	7	760	709

VS MINNESOTA

YEAR	HOME						ROAD						OVERALL					
	W	L	T	OL	GF	GA	W	L	T	OL	GF	GA	W	L	T	OL	GF	GA
2000-01	2	0	0	0	6	1	1	0	1	0	4	2	3	0	1	0	10	3
2001-02	2	0	0	0	9	2	0	1	1	0	4	7	2	1	1	0	13	9
2002-03	1	1	0	0	5	7	1	1	0	0	4	4	2	2	0	0	9	11
2003-04	0	1	1	0	3	6	2	0	0	0	5	2	2	1	1	0	8	8
2005-06	1	1		0	6	7	1	1		0	6	5	2	2		0	12	12
2006-07	1	1		0	4	4	0	2		0	2	7	1	3		0	6	11
2007-08	0	2		0	4	6	0	2		0	2	7	0	4		0	6	13
2008-09	1	1		0	5	4	0	2		0	3	10	1	3		0	8	14
2009-10	2	0		0	8	4	2	0		0	6	4	4	0		0	14	8
2010-11	1	1		0	3	3	1	0		1	9	8	2	1		1	12	11
2011-12	0	1		1	3	6	2	0		0	8	3	2	1		1	11	9
2012-13	1	1		0	5	5	0	0		1	3	4	1	1		1	8	9
2013-14	0	2		0	2	7	1	0		0	3	1	1	2		0	5	8
2014-15	0	0		1	3	3	0	2		0	1	5	0	2		1	4	8
TOTALS	12	12	1	2	66	65	11	11	2	2	60	69	23	23	3	4	126	134



VS YEAR	HOME						ROAD						OVERALL					
	W	L	T	OL	GF	GA	W	L	T	OL	GF	GA	W	L	T	OL	GF	GA
1979-80	1	1	0		9	6	0	2	0		0	10	1	3	0		9	16
1980-81	1	1	0		5	7	0	2	0		6	16	1	3	0		11	23
1981-82	0	0	2		9	9	0	1	0		3	7	0	1	2		12	16
1982-83	0	1	0		0	2	0	2	0		7	14	0	3	0		7	16
1983-84	0	1	1		4	14	1	0	0		5	3	1	1	1		9	17
1984-85	0	1	0		2	4	1	1	0		8	7	1	2	0		10	11
1985-86	1	1	0		9	11	0	1	0		0	4	1	2	0		9	15
1986-87	1	0	0		2	1	0	2	0		5	10	1	2	0		7	11
1987-88	0	2	0		4	11	0	1	0		0	6	0	3	0		4	17
1988-89	1	0	0		7	3	0	2	0		5	13	1	2	0		12	16
1989-90	1	0	1		9	8	0	1	0		1	5	1	1	1		10	13
1990-91	1	0	0		4	2	0	2	0		7	12	1	2	0		11	14
1991-92	0	0	1		2	2	0	1	0		1	6	0	1	1		3	8
1992-93	0	1	0		2	3	0	1	0		1	2	0	2	0		3	5
1993-94	1	0	0		3	1	0	1	0		2	4	1	1	0		5	5
1994-95	DID NOT PLAY																	
1995-96	0	1	0		5	6	0	1	0		1	4	0	2	0		6	10
1996-97	0	0	1		4	4	1	0	0		5	4	1	0	1		9	8
1997-98	0	1	0		2	5	0	1	0		2	4	0	2	0		4	9
1998-99	1	0	0		4	2	0	0	1		2	2	1	0	1		6	4
1999-00	-	-	-	-	-	-	0	1	0	0	0	1	0	1	0	0	0	1
2000-01	0	0	1	0	3	3	0	1	0	0	2	5	0	1	1	0	5	8
2001-02	-	-	-	-	-	-	0	0	1	0	3	3	0	0	1	0	3	3
2002-03	0	1	0	0	2	4	-	-	-	-	-	-	0	1	0	0	2	4
2003-04	0	1	0	0	3	4	-	-	-	-	-	-	0	1	0	0	3	4
2005-06	-	-	-	-	-	-	0	1		0	2	5	0	1		0	2	5
2006-07	DID NOT PLAY																	
2007-08	0	1		0	2	4	-	-	-	-	-	-	0	1		0	2	4
2008-09	-	-	-	-	-	-	0	1		0	1	4	0	1		0	1	4
2009-10	0	1		0	2	4	-	-	-	-	-	-	0	1		0	2	4
2010-11	-	-	-	-	-	-	0	0		1	2	3	0	0		1	2	3
2011-12	0	0		1	2	3	-	-	-	-	-	-	0	0		1	2	3
2012-13	DID NOT PLAY																	
2013-14	1	0		0	5	2	0	1		0	1	3	1	1		0	6	5
2014-15	0	1		0	0	2	1	0		0	3	2	1	1		0	3	4
TOTALS	10	16	7	1	105	127	4	27	2	1	75	159	14	43	9	2	180	286

VS NASHVILLE YEAR	HOME						ROAD						OVERALL					
	W	L	T	OL	GF	GA	W	L	T	OL	GF	GA	W	L	T	OL	GF	GA
1998-99	1	1	0		7	7	1	1	0		5	3	2	2	0		12	10
1999-00	1	0	0	1	6	6	1	0	1	0	10	7	2	0	1	1	16	13
2000-01	1	1	0	0	7	6	0	1	0	1	4	8	1	2	0	1	11	14
2001-02	2	0	0	0	7	4	2	0	0	0	4	2	4	0	0	0	11	6
2002-03	2	0	0	0	3	1	1	0	0	1	5	5	3	0	0	1	8	6
2003-04	0	2	0	0	3	11	0	1	1	0	6	7	0	3	1	0	9	18
2005-06	1	0		1	9	8	0	2		0	1	7	1	2		1	10	15
2006-07	2	0		0	6	4	0	2		0	2	8	2	2		0	8	12
2007-08	1	1		0	7	9	1	0		1	8	6	2	1		1	15	15
2008-09	1	1		0	2	3	0	2		0	2	6	1	3		0	4	9
2009-10	2	0		0	9	4	1	0		1	4	4	3	0		1	13	8
2010-11	1	1		0	6	8	1	1		0	3	5	2	2		0	9	13
2011-12	0	1		1	4	7	2	0		0	8	4	2	1		1	12	11
2012-13	1	0		0	4	0	1	1		0	7	7	2	1		0	11	7
2013-14	1	0		0	4	4	0	2		0	2	6	1	2		0	6	10
2014-15	0	1		1	2	7	0	0		1	3	3	0	1		2	5	10
TOTALS	17	9	0	4	86	89	11	13	2	5	74	88	28	22	2	9	160	177



VS NEW JERSEY

YEAR	HOME						ROAD						OVERALL					
	W	L	T	OL	GF	GA	W	L	T	OL	GF	GA	W	L	T	OL	GF	GA
1979-80	2	0	0		7	4	0	1	1		3	6	2	1	1		10	10
1980-81	2	0	0		9	7	0	1	1		3	4	2	1	1		12	11
1981-82	1	1	0		10	6	1	0	0		5	3	2	1	0		15	9
1982-83	1	1	0		5	4	1	0	0		5	3	2	1	0		10	7
1983-84	1	0	0		4	1	1	1	0		11	11	2	1	0		15	12
1984-85	1	0	1		9	3	1	0	0		6	3	2	0	1		15	6
1985-86	1	0	0		5	3	0	2	0		7	10	1	2	0		12	13
1986-87	2	0	0		12	4	1	0	0		5	4	3	0	0		17	8
1987-88	1	0	0		4	1	1	0	1		4	2	2	0	1		8	3
1988-89	1	0	1		8	7	0	0	1		3	3	1	0	2		11	10
1989-90	0	1	0		1	3	2	0	0		8	5	2	1	0		9	8
1990-91	1	0	1		8	7	0	0	1		3	3	1	0	2		11	10
1991-92	1	0	0		6	4	1	0	0		1	0	2	0	0		7	4
1992-93	1	0	0		4	3	0	0	1		2	2	1	0	1		6	5
1993-94	0	1	0		0	4	0	1	0		4	7	0	2	0		4	11
1994-95	DID NOT PLAY																	
1995-96	1	0	0		5	3	0	1	0		1	4	1	1	0		6	7
1996-97	1	0	0		4	3	1	0	0		4	3	2	0	0		8	6
1997-98	0	1	0		0	3	0	1	0		2	3	0	2	0		2	6
1998-99	1	0	0		3	2	0	1	0		1	4	1	1	0		4	6
1999-00	1	0	0	0	4	2	0	1	0	0	3	4	1	1	0	0	7	6
2000-01	0	1	0	0	2	3	0	1	0	0	1	5	0	2	0	0	3	8
2001-02	1	0	0	0	4	1	0	1	0	0	2	5	1	1	0	0	6	6
2002-03	0	1	0	0	0	3	-	-	-	-	-	-	0	1	0	0	0	3
2003-04	-	-	-	-	-	-	1	0	0	0	3	1	1	0	0	0	3	1
2005-06	DID NOT PLAY																	
2006-07	1	0		0	3	1	-	-	-	-	-	-	1	0		0	3	1
2007-08	-	-	-	-	-	-	1	0		0	4	1	1	0		0	4	1
2008-09	-	-	-	-	-	-	0	1		0	2	5	0	1		0	2	5
2009-10	1	0		0	4	3	-	-	-	-	-	-	1	0		0	4	3
2010-11	-	-	-	-	-	-	0	1		0	0	3	0	1		0	0	3
2011-12	1	0		0	5	3	-	-	-	-	-	-	1	0		0	5	3
2012-13	DID NOT PLAY																	
2014-15	0	1		0	1	4	0	1		0	0	3	0	2		0	1	7
TOTALS	25	8	3	0	130	94	13	15	6	0	95	109	38	23	9	0	225	203

VS NY ISLANDERS

YEAR	HOME						ROAD						OVERALL					
	W	L	T	OL	GF	GA	W	L	T	OL	GF	GA	W	L	T	OL	GF	GA
1979-80	0	1	1		4	8	0	1	1		2	5	0	2	2		6	13
1980-81	0	2	0		7	11	0	1	1		6	10	0	3	1		13	21
1981-82	1	1	0		8	7	0	1	0		2	5	1	2	0		10	12
1982-83	1	0	0		4	2	0	1	1		3	6	1	1	1		7	8
1983-84	1	1	0		7	7	1	0	0		4	2	2	1	0		11	9
1984-85	0	1	0		2	5	1	1	0		7	9	1	2	0		9	14
1985-86	0	2	0		4	10	0	0	1		4	4	0	2	1		8	14
1986-87	1	0	0		3	1	0	1	1		6	9	1	1	1		9	10
1987-88	1	1	0		5	8	0	1	0		3	7	1	2	0		8	15
1988-89	0	1	0		3	4	1	1	0		14	9	1	2	0		17	13
1989-90	0	2	0		7	12	1	0	0		4	3	1	2	0		11	15
1990-91	1	0	0		8	1	0	2	0		2	7	1	2	0		10	8
1991-92	1	0	0		3	1	0	1	1		5	6	1	1	1		8	7
1992-93	0	0	1		3	3	1	0	0		4	3	1	0	1		7	6
1993-94	0	1	0		2	7	1	0	0		5	2	1	1	0		7	9
1994-95	DID NOT PLAY																	
1995-96	0	1	0		2	4	1	0	0		7	5	1	1	0		9	9
1996-97	0	0	1		3	3	0	1	0		2	8	0	1	1		5	11
1997-98	1	0	0		2	1	0	1	0		0	4	1	1	0		2	5
1998-99	1	0	0		4	2	0	0	1		4	4	1	0	1		8	6
1999-00	1	0	0	0	5	0	0	0	1	0	2	2	1	0	1	0	7	2
2000-01	0	0	1	0	2	2	1	0	0	0	2	1	1	0	1	0	4	3
2001-02	1	0	0	0	6	1	-	-	-	-	-	-	1	0	0	0	6	1
2002-03	-	-	-	-	-	-	1	0	0	0	3	2	1	0	0	0	3	2
2003-04	0	1	0	0	2	5	-	-	-	-	-	-	0	1	0	0	2	5
2005-06	DID NOT PLAY																	
2006-07	1	0		0	6	3	-	-	-	-	-	-	1	0		0	6	3
2007-08	-	-	-	-	-	-	0	1		0	2	3	0	1		0	2	3
2008-09	1	0		0	5	4	0	1		0	2	3	1	1		0	7	7
2009-10	0	0		1	4	5	-	-	-	-	-	-	0	0		1	4	5
2010-11	-	-	-	-	-	-	1	0		0	4	3	1	0		0	4	3
2011-12	1	0		0	5	1	-	-	-	-	-	-	1	0		0	5	1
2012-13	DID NOT PLAY																	
2013-14	1	0		0	6	3	0	1		0	1	6	1	1		0	7	9
2014-15	0	1		0	0	1	0	1		0	1	5	0	2		0	1	6
TOTALS	15	16	4	1	122	122	10	17	8	0	101	133	25	33	12	1	223	255



VS NY RANGERS							HOME							ROAD							OVERALL						
YEAR	W	L	T	OL	GF	GA	W	L	T	OL	GF	GA	W	L	T	OL	GF	GA									
1979-80	1	1	0		4	5	1	1	0		7	8	2	2	0		11	13									
1980-81	1	1	0		8	5	0	2	0		8	16	1	3	0		16	21									
1981-82	1	0	1		12	7	0	1	0		2	5	1	1	1		14	12									
1982-83	1	0	0		4	1	0	1	1		9	14	1	1	1		13	15									
1983-84	0	2	0		6	9	1	0	0		7	5	1	2	0		13	14									
1984-85	1	0	0		6	5	2	0	0		17	9	3	0	0		23	14									
1985-86	1	1	0		7	8	0	1	0		4	7	1	2	0		11	15									
1986-87	0	1	0		3	6	2	0	0		7	5	2	1	0		10	11									
1987-88	0	1	1		9	10	0	1	0		4	6	0	2	1		13	16									
1988-89	0	1	0		3	4	1	1	0		9	7	1	2	0		12	11									
1989-90	1	1	0		6	8	0	0	1		3	3	1	1	1		9	11									
1990-91	0	1	0		4	6	1	1	0		7	8	1	2	0		11	14									
1991-92	1	1	0		5	7	0	1	0		2	4	1	2	0		7	11									
1992-93	0	1	0		4	5	0	1	0		2	5	0	2	0		6	10									
1993-94	1	0	0		3	1	0	1	0		1	2	1	1	0		4	3									
1994-95	DID NOT PLAY																										
1995-96	1	0	0		6	3	0	1	0		4	6	1	1	0		10	9									
1996-97	0	1	0		1	3	0	1	0		2	5	0	2	0		3	8									
1997-98	0	0	1		1	1	0	1	0		1	3	0	1	1		2	4									
1998-99	1	0	0		3	1	0	1	0		0	3	1	1	0		3	4									
1999-00	0	0	1	0	2	2	0	1	0	0	2	4	0	1	1	0	4	6									
2000-01	1	0	0	0	3	1	1	0	0	0	2	0	2	0	0	0	5	1									
2001-02	1	0	0	0	5	0	-	-	-	-	-	-	1	0	0	0	5	0									
2002-03	-	-	-	-	-	-	0	0	0	1	2	3	0	0	0	1	2	3									
2003-04	0	0	0	1	2	3	-	-	-	-	-	-	0	0	0	1	2	3									
2005-06	DID NOT PLAY																										
2006-07	0	1		0	3	7	-	-	-	-	-	-	0	1		0	3	7									
2007-08	-	-	-	-	-	-	1	0		0	5	1	1	0		0	5	1									
2008-09	-	-	-	-	-	-	0	1		0	1	4	0	1		0	1	4									
2009-10	1	0		0	3	2	0	1		0	2	5	1	1		0	5	7									
2010-11	-	-	-	-	-	-	0	0		1	3	4	0	0		1	3	4									
2011-12	0	1		0	2	3	0	0		1	1	1	0	1		1	3	4									
2012-13	DID NOT PLAY																										
2013-14	1	0		0	4	1	0	0		1	3	4	1	0		1	7	5									
2014-15	0	1		0	1	5	0	1		0	3	4	0	2		0	4	9									
TOTALS	15	16	4	1	120	119	10	20	2	4	120	151	25	36	6	5	240	270									

VS OTTAWA YEAR	HOME						ROAD						OVERALL					
	W	L	T	OL	GF	GA	W	L	T	OL	GF	GA	W	L	T	OL	GF	GA
1992-93	1	0	0		6	3	1	0	1		12	6	2	0	1		18	9
1993-94	0	1	0		6	7	2	0	0		9	3	2	1	0		15	10
1994-95	DID NOT PLAY																	
1995-96	1	0	0		6	2	1	0	0		3	1	2	0	0		9	3
1996-97	0	1	0		1	4	1	0	0		4	2	1	1	0		5	6
1997-98	0	0	1		4	4	0	1	0		1	4	0	1	1		5	8
1998-99	0	1	0		1	4	1	0	0		2	0	1	1	0		3	4
1999-00	1	0	0	0	4	3	0	1	0	0	2	5	1	1	0	0	6	8
2000-01	0	1	0	0	2	5	-	-	-	-	-	-	0	1	0	0	2	5
2001-02	1	0	0	0	3	2	0	1	0	0	0	6	1	1	0	0	3	8
2002-03	-	-	-	-	-	-	0	1	0	0	1	2	0	1	0	0	1	2
2003-04	0	1	0	0	1	4	-	-	-	-	-	-	0	1	0	0	1	4
2005-06	-	-	-	-	-	-	0	1		0	2	7	0	1		0	2	7
2006-07	DID NOT PLAY																	
2007-08	0	1		0	2	4	-	-	-	-	-	-	0	1		0	2	4
2008-09	-	-	-	-	-	-	0	1		0	3	6	0	1		0	3	6
2009-10	1	0		0	3	2	-	-		-	-	-	1	0		0	3	2
2010-11	-	-	-	-	-	-	0	1		0	2	5	0	1		0	2	5
2011-12	1	0		0	3	2	-	-	-	-	-	-	1	0		0	3	2
2012-13	DID NOT PLAY																	
2013-14	0	0		1	3	4	1	0		0	4	3	1	0		1	7	7
2014-15	0	1		0	1	5	0	1		0	2	7	0	2		0	3	12
TOTALS	6	7	1	1	46	55	7	8	1	0	47	57	13	15	2	1	93	112



VS PHILADELPHIA

YEAR	HOME						ROAD						OVERALL					
	W	L	T	OL	GF	GA	W	L	T	OL	GF	GA	W	L	T	OL	GF	GA
1979-80	0	2	0		7	10	0	2	0		5	10	0	4	0		12	20
1980-81	1	1	0		7	9	0	2	0		2	13	1	3	0		9	22
1981-82	1	0	0		6	2	1	1	0		8	8	2	1	0		14	10
1982-83	0	2	0		5	9	0	1	0		2	5	0	3	0		7	14
1983-84	1	0	0		3	2	0	2	0		9	11	1	2	0		12	13
1984-85	2	0	0		11	6	1	0	0		7	4	3	0	0		18	10
1985-86	1	0	0		2	1	0	2	0		5	14	1	2	0		7	15
1986-87	1	1	0		6	7	0	1	0		1	3	1	2	0		7	10
1987-88	0	1	0		3	4	0	2	0		3	10	0	3	0		6	14
1988-89	0	1	1		7	11	0	1	0		1	5	0	2	1		8	16
1989-90	1	0	0		5	3	1	1	0		7	8	2	1	0		12	11
1990-91	0	2	0		4	8	0	1	0		3	4	0	3	0		7	12
1991-92	1	0	0		2	0	2	0	0		3	1	3	0	0		5	1
1992-93	0	1	0		2	4	0	1	0		4	5	0	2	0		6	9
1993-94	0	0	1		2	2	1	0	0		9	6	1	0	1		11	8
1994-95	DID NOT PLAY																	
1995-96	1	0	0		4	1	0	1	0		0	3	1	1	0		4	4
1996-97	0	1	0		1	3	0	1	0		1	4	0	2	0		2	7
1997-98	0	1	0		2	6	1	0	0		2	1	1	1	0		4	7
1998-99	0	1	0		1	4	0	1	0		2	4	0	2	0		3	8
1999-00	0	1	0	0	1	4	0	1	0	0	3	5	0	2	0	0	4	9
2000-01	1	0	0	0	6	3	1	0	0	0	2	1	2	0	0	0	8	4
2001-02	1	0	0	0	4	2	-	-	-	-	-	-	1	0	0	0	4	2
2002-03	1	0	0	0	4	0	0	1	0	0	2	6	1	1	0	0	6	6
2003-04	0	1	0	0	4	5	0	1	0	0	2	3	0	2	0	0	6	8
2005-06	DID NOT PLAY																	
2006-07	1	0		0	4	0	-	-	-	-	-	-	1	0		0	4	0
2007-08	-	-	-	-	-	-	1	0		0	3	2	1	0		0	3	2
2008-09	-	-	-	-	-	-	0	0		1	3	4	0	0		1	3	4
2009-10	1	0		0	3	1	-	-	-	-	-	-	1	0		0	3	1
2010-11	-	-	-	-	-	-	1	0		0	3	2	1	0		0	3	2
2011-12	0	1		0	2	4	0	1		0	1	2	0	2		0	3	6
2012-13	DID NOT PLAY																	
2013-14	0	1		0	3	5	1	0		0	2	1	1	1		0	5	6
2014-15	1	0		0	4	2	0	0		1	3	3	1	0		1	7	5
TOTALS	16	18	2	0	115	118	11	24	0	2	98	148	27	42	2	2	213	266

VS PITTSBURGH

YEAR	HOME						ROAD						OVERALL					
	W	L	T	OL	GF	GA	W	L	T	OL	GF	GA	W	L	T	OL	GF	GA
1979-80	0	2	0		4	7	0	2	0		4	7	0	4	0		8	14
1980-81	0	2	0		7	9	0	2	0		7	9	0	4	0		14	18
1981-82	1	0	0		6	1	0	2	0		3	6	1	2	0		9	7
1982-83	2	0	0		10	7	0	1	0		4	6	2	1	0		14	13
1983-84	0	1	0		3	6	2	0	0		9	7	2	1	0		12	13
1984-85	1	1	0		10	10	1	0	0		6	4	2	1	0		16	14
1985-86	1	0	0		5	3	0	2	0		3	13	1	2	0		8	16
1986-87	1	1	0		6	6	1	0	0		4	3	2	1	0		10	9
1987-88	0	1	0		4	5	2	0	0		8	4	2	1	0		12	9
1988-89	1	1	0		8	8	0	1	0		4	5	1	2	0		12	13
1989-90	0	0	1		3	3	0	2	0		4	10	0	2	1		7	13
1990-91	1	1	0		10	8	0	1	0		2	9	1	2	0		12	17
1991-92	0	1	0		1	3	1	1	0		6	3	1	2	0		7	6
1992-93	1	0	0		3	2	0	1	0		2	5	1	1	0		5	7
1993-94	0	1	0		3	5	0	1	0		3	5	0	2	0		6	10
1994-95	DID NOT PLAY																	
1995-96	0	1	0		0	1	0	1	0		4	9	0	2	0		4	10
1996-97	0	0	1		5	5	0	1	0		1	4	0	1	1		6	9
1997-98	0	0	1		2	2	1	0	0		2	1	1	0	1		4	3
1998-99	1	0	0		5	3	0	1	0		1	4	1	1	0		6	7
1999-00	1	0	0	0	3	1	0	1	0	0	2	4	1	1	0	0	5	5
2000-01	1	0	0	0	5	4	-	-	-	-	-	-	1	0	0	0	5	4
2001-02	1	0	0	0	5	2	1	0	0	0	3	1	2	0	0	0	8	3
2002-03	1	0	0	0	5	2	1	0	0	0	4	1	2	0	0	0	9	3
2003-04	0	0	0	1	3	4	-	-	-	-	-	-	0	0	0	1	3	4
2005-06	DID NOT PLAY																	
2006-07	0	1		0	2	7	-	-	-	-	-	-	0	1		0	2	7
2007-08	-	-	-	-	-	-	0	1		0	1	3	0	1		0	1	3
2008-09	1	0		0	4	1	-	-	-	-	-	-	1	0		0	4	1
2009-10	-	-	-	-	-	-	1	0		0	3	0	1	0		0	3	0
2010-11	0	0		1	3	4	0	1		0	1	6	0	1		1	4	10
2011-12	-	-	-	-	-	-	0	1		0	1	2	0	1		0	1	2
2012-13	DID NOT PLAY																	
2013-14	1	0		0	3	1	1	0		0	3	2	2	0		0	6	3
2014-15	0	1		0	1	3	0	1		0	2	3	0	2		0	3	6
TOTALS	16	15	3	2	129	123	12	24	0	0	97	136	28	39	3	2	226	259



VS SAN JOSE

YEAR	HOME						ROAD						OVERALL					
	W	L	T	OL	GF	GA	W	L	T	OL	GF	GA	W	L	T	OL	GF	GA
1991-92	3	1	0		18	9	2	0	1		13	10	5	1	1		31	19
1992-93	3	1	0		14	10	1	2	0		15	14	4	3	0		29	24
1993-94	0	1	1		6	11	0	1	1		7	12	0	2	2		13	23
1994-95	1	0	1		7	5	0	2	0		5	10	1	2	1		12	15
1995-96	0	1	1		4	10	1	1	0		9	6	1	2	1		13	16
1996-97	2	0	0		11	2	1	1	0		8	6	3	1	0		19	8
1997-98	2	0	0		8	4	2	0	0		7	2	4	0	0		15	6
1998-99	1	2	0		3	5	2	1	0		8	7	3	3	0		11	12
1999-00	2	1	0	0	8	8	1	2	0	0	5	11	3	3	0	0	13	19
2000-01	1	1	0	1	6	6	0	2	0	0	1	5	1	3	0	1	7	11
2001-02	1	1	0	0	10	9	1	2	0	0	9	12	2	3	0	0	19	21
2002-03	2	0	0	1	11	8	1	0	1	0	6	5	3	0	1	1	17	13
2003-04	0	3	0	0	2	12	1	1	1	0	6	10	1	4	1	0	8	22
2005-06	2	1		1	14	11	4	0		0	18	12	6	1		1	32	23
2006-07	1	3		0	11	11	1	3		0	7	15	2	6		0	18	26
2007-08	2	2		0	10	14	1	3		0	5	14	3	5		0	15	28
2008-09	2	1		0	10	8	1	2		0	6	6	3	3		0	16	14
2009-10	1	1		1	5	7	1	0		2	5	6	2	1		3	10	13
2010-11	1	2		0	7	11	0	3		0	5	12	1	5		0	12	23
2011-12	3	0		0	10	3	1	1		1	9	9	4	1		1	19	12
2012-13	1	1		0	2	5	1	1		1	5	7	2	2		1	7	12
2013-14	0	1		1	5	6	1	1		0	3	6	1	2		1	8	12
2014-15	1	2		0	9	10	1	1		0	4	6	2	3		0	13	16
TOTALS	32	26	3	5	191	185	25	30	4	4	166	203	57	56	7	9	357	388

VS ST. LOUIS

YEAR	HOME						ROAD						OVERALL					
	W	L	T	OL	GF	GA	W	L	T	OL	GF	GA	W	L	T	OL	GF	GA
1979-80	0	0	2		8	8	1	1	0		4	8	1	1	2		12	16
1980-81	0	0	2		6	6	0	2	0		4	10	0	2	2		10	16
1981-82	3	0	1		19	14	1	1	1		14	14	4	1	2		33	28
1982-83	0	1	0		2	4	2	0	0		9	5	2	1	0		11	9
1983-84	2	0	0		8	4	0	1	0		3	9	2	1	0		11	13
1984-85	0	1	0		2	6	0	0	2		8	8	0	1	2		10	14
1985-86	1	1	0		6	5	0	1	0		6	8	1	2	0		12	13
1986-87	1	0	0		2	0	0	0	2		4	4	1	0	2		6	4
1987-88	2	0	0		8	4	0	1	0		2	6	2	1	0		10	10
1988-89	1	0	0		6	2	0	1	1		7	9	1	1	1		13	11
1989-90	1	1	0		8	10	0	0	1		3	3	1	1	1		11	13
1990-91	1	0	0		4	3	0	1	1		5	7	1	1	1		9	10
1991-92	0	1	1		6	7	0	1	0		1	2	0	2	1		7	9
1992-93	1	1	0		6	6	1	1	0		3	4	2	2	0		9	10
1993-94	2	1	0		6	4	1	2	0		10	12	3	3	0		16	16
1994-95	1	2	0		12	11	1	1	0		8	9	2	3	0		20	20
1995-96	1	2	0		8	11	0	2	1		4	8	1	4	1		12	19
1996-97	1	2	0		5	8	2	1	0		10	6	3	3	0		15	14
1997-98	1	1	0		7	7	2	1	0		8	10	3	2	0		15	17
1998-99	1	1	0		8	8	0	1	1		4	5	1	2	1		12	13
1999-00	0	2	0	0	3	11	1	1	0	0	2	5	1	3	0	0	5	16
2000-01	2	0	0	0	7	2	0	2	0	0	2	7	2	2	0	0	9	9
2001-02	2	0	0	0	8	3	0	2	0	0	4	9	2	2	0	0	12	12
2002-03	0	1	1	0	4	7	1	1	0	0	8	9	1	2	1	0	12	16
2003-04	2	0	0	0	7	5	0	1	1	0	3	5	2	1	1	0	10	10
2005-06	1	1		0	9	9	2	0		0	8	3	3	1		0	17	12
2006-07	1	1		0	7	9	2	0		0	7	3	3	1		0	14	12
2007-08	2	0		0	5	2	2	0		0	4	2	4	0		0	9	4
2008-09	0	2		0	2	8	0	2		0	4	6	0	4		0	6	14
2009-10	1	1		0	5	7	1	0		1	4	3	2	1		1	9	10
2010-11	2	0		0	7	4	1	1		0	7	7	3	1		0	14	11
2011-12	0	2		0	2	7	1	1		0	5	5	1	3		0	7	12
2012-13	0	1		0	3	6	0	1		1	1	4	0	2		1	4	10
2013-14	0	1		0	2	4	1	1		0	4	4	1	2		0	6	8
2014-15	0	2		0	1	12	0	1		0	1	2	0	3		0	2	14
TOTALS	33	29	7	0	209	224	23	33	11	2	181	221	56	62	18	2	390	445



VS TAMPA BAY

YEAR	HOME						ROAD						OVERALL					
	W	L	T	OL	GF	GA	W	L	T	OL	GF	GA	W	L	T	OL	GF	GA
1992-93	1	1	0		6	6	2	0	0		10	7	3	1	0		16	13
1993-94	0	1	0		2	3	1	0	0		4	3	1	1	0		6	6
1994-95	DID NOT PLAY																	
1995-96	1	0	0		5	2	0	1	0		3	6	1	1	0		8	8
1996-97	0	1	0		0	2	1	0	0		5	0	1	1	0		5	2
1997-98	1	0	0		5	2	0	1	0		1	2	1	1	0		6	4
1998-99	1	0	0		4	1	0	1	0		2	4	1	1	0		6	5
1999-00	1	0	0	0	3	1	0	0	0	0	0	0	1	0	0	0	3	1
2000-01	1	0	0	0	3	2	1	0	0	0	5	2	2	0	0	0	8	4
2001-02	0	1	0	0	0	3	-	-	-	-	-	-	0	1	0	0	0	3
2002-03	0	1	0	0	0	4	0	1	0	0	2	4	0	2	0	0	2	8
2003-04	-	-	-	-	-	-	0	1	0	0	1	5	0	1	0	0	1	5
2005-06	0	1		0	1	3	-	-	-	-	-	-	0	1		0	1	3
2006-07	-	-	-	-	-	-	0	1		0	3	5	0	1		0	3	5
2007-08	DID NOT PLAY																	
2008-09	1	0		0	3	2	-	-	-	-	-	-	1	0		0	3	2
2009-10	0	1		0	1	4	1	0		0	2	1	1	1		0	3	5
2010-11	0	1		0	0	3	0	1		0	3	8	0	2		0	3	11
2011-12	0	1		0	3	4	-	-	-	-	-	-	0	1		0	3	4
2012-13	DID NOT PLAY																	
2013-14	1	0		0	6	3	1	0		0	3	3	2	0		0	9	6
2014-15	0	1		0	2	4	0	1		0	3	7	0	2		0	5	11
TOTALS	8	10	0	0	44	49	7	8	0	0	47	57	15	18	0	0	91	106

VS TORONTO

YEAR	HOME						ROAD						OVERALL					
	W	L	T	OL	GF	GA	W	L	T	OL	GF	GA	W	L	T	OL	GF	GA
1979-80	0	2	0		7	17	0	2	0		2	15	0	4	0		9	32
1980-81	0	2	0		8	12	2	0	0		10	2	2	2	0		18	14
1981-82	1	2	0		12	14	3	0	1		23	13	4	2	1		35	27
1982-83	2	0	0		13	6	1	0	0		6	3	3	0	0		19	9
1983-84	1	0	0		8	2	2	0	0		16	11	3	0	0		24	13
1984-85	2	0	0		11	6	1	0	0		5	3	3	0	0		16	9
1985-86	0	0	1		3	3	1	1	0		5	9	1	1	1		8	12
1986-87	1	1	0		9	11	0	1	0		1	6	1	2	0		10	17
1987-88	1	0	0		4	3	1	1	0		13	8	2	1	0		17	11
1988-89	2	0	0		12	7	1	0	0		10	2	3	0	0		22	9
1989-90	0	0	1		5	5	2	0	0		10	5	2	0	1		15	10
1990-91	1	0	1		12	6	0	1	0		2	5	1	1	1		14	11
1991-92	1	0	0		4	2	1	1	0		4	4	2	1	0		8	6
1992-93	1	1	0		9	8	0	1	0		2	4	1	2	0		11	12
1993-94	0	2	1		5	11	1	2	0		6	14	1	4	1		11	25
1994-95	1	0	1		8	4	0	3	0		7	12	1	3	1		15	16
1995-96	2	1	0		10	10	1	1	1		8	7	3	2	1		18	17
1996-97	2	0	1		9	5	2	1	0		10	8	4	1	1		19	13
1997-98	2	1	0		8	5	2	0	0		8	2	4	1	0		16	7
1998-99	-	-	-		-	-	0	1	0		2	5	0	1	0		2	5
1999-00	-	-	-	-	-	-	0	1	0	0	3	5	0	1	0	0	3	5
2000-01	-	-	-	-	-	-	0	1	0	0	2	3	0	1	0	0	2	3
2001-02	-	-	-	-	-	-	0	1	0	0	3	6	0	1	0	0	3	6
2002-03	-	-	-	-	-	-	0	1	0	0	3	5	0	1	0	0	3	5
2003-04	0	1	0	0	4	5	-	-	-	-	-	-	0	1	0	0	4	5
2005-06	-	-	-	-	-	-	1	0		0	4	3	1	0		0	4	3
2006-07	DID NOT PLAY																	
2007-08	1	0		0	5	1	-	-	-	-	-	-	1	0		0	5	1
2008-09	1	0		0	6	3	-	-	-	-	-	-	1	0		0	6	3
2009-10	-	-	-	-	-	-	1	0		0	6	3	1	0		0	6	3
2010-11	1	0		0	5	1	-	-	-	-	-	-	1	0		0	5	1
2011-12	-	-	-	-	-	-	1	0		0	2	2	1	0		0	2	2
2012-13	DID NOT PLAY																	
2013-14	0	1		0	2	4	0	0		1	1	1	0	1		1	3	5
2014-15	1	0		0	3	2	1	0		0	3	1	2	0		0	6	3
TOTALS	24	14	6	0	182	153	25	20	2	1	177	167	49	34	8	1	359	320



VS VANCOUVER							HOME							ROAD							OVERALL						
YEAR	W	L	T	OL	GF	GA	W	L	T	OL	GF	GA	W	L	T	OL	GF	GA									
1979-80	1	0	1		8	6	0	2	0		3	6	1	2	1		11	12									
1980-81	0	1	1		6	14	0	1	1		5	10	0	2	2		11	24									
1981-82	1	0	0		5	2	0	2	0		1	10	1	2	0		6	12									
1982-83	3	1	0		16	14	0	3	1		14	21	3	4	1		30	35									
1983-84	1	2	1		16	18	1	3	0		13	15	2	5	1		29	33									
1984-85	2	1	1		21	19	3	1	0		20	15	5	2	1		41	34									
1985-86	2	1	1		16	13	1	2	1		14	16	3	3	2		30	29									
1986-87	3	1	0		13	11	2	2	0		18	17	5	3	0		31	28									
1987-88	3	1	0		19	13	2	2	0		11	15	5	3	0		30	28									
1988-89	3	1	0		17	15	1	2	1		11	14	4	3	1		28	29									
1989-90	2	1	1		16	10	1	1	2		12	13	3	2	3		28	23									
1990-91	2	1	1		15	16	2	2	0		10	10	4	3	1		25	26									
1991-92	1	2	0		9	8	0	2	2		8	12	1	4	2		17	20									
1992-93	0	3	0		8	16	1	3	0		9	20	1	6	0		17	36									
1993-94	0	2	0		7	13	0	2	0		2	11	0	4	0		9	24									
1994-95	1	0	1		10	7	1	1	0		5	6	2	1	1		15	13									
1995-96	0	2	0		5	9	1	1	0		8	6	1	3	0		13	15									
1996-97	2	0	0		11	4	0	2	0		6	12	2	2	0		17	16									
1997-98	1	1	0		5	7	1	1	0		8	5	2	2	0		13	12									
1998-99	1	1	0		4	5	0	1	1		3	4	1	2	1		7	9									
1999-00	1	1	0	0	7	3	1	1	0	0	5	3	2	2	0	0	12	6									
2000-01	1	0	1	0	4	3	1	1	0	0	5	8	2	1	1	0	9	11									
2001-02	2	0	0	0	11	3	0	2	0	0	5	8	2	2	0	0	16	11									
2002-03	0	1	1	0	5	8	0	2	0	0	1	6	0	3	1	0	6	14									
2003-04	0	2	0	0	2	8	0	1	1	0	4	9	0	3	1	0	6	17									
2005-06	1	1		0	6	8	0	2		0	4	6	1	3		0	10	14									
2006-07	1	1		0	5	5	0	2		0	5	9	1	3		0	10	14									
2007-08	1	0		1	3	2	1	1		0	5	6	2	1		1	8	8									
2008-09	1	1		0	8	5	1	1		0	4	2	2	2		0	12	7									
2009-10	2	0		0	7	5	0	2		0	1	8	2	2		0	8	13									
2010-11	0	1		1	3	10	2	0		0	6	3	2	1		1	9	13									
2011-12	1	1		0	1	6	1	0		1	6	5	2	1		1	7	11									
2012-13	0	1		0	1	2	1	1		0	4	4	1	2		0	5	6									
2013-14	3	0		0	4	2	0	0		2	6	8	3	0		2	10	10									
2014-15	1	1		0	3	5	1	2		0	6	12	2	3		0	9	17									
TOTALS	44	33	10	2	297	295	26	54	10	3	248	335	70	87	20	5	545	630									

VS WASHINGTON							HOME							ROAD							OVERALL						
YEAR	W	L	T	OL	GF	GA	W	L	T	OL	GF	GA	W	L	T	OL	GF	GA	W	L	T	OL	GF	GA			
1979-80	0	1	1		4	7	0	2	0		7	11	0	3	1		11	18	0	3	1		11	18			
1980-81	0	1	1		7	9	0	2	0		4	8	0	3	1		11	17	0	3	1		11	17			
1981-82	1	1	0		6	6	0	1	0		3	7	1	2	0		9	13	1	2	0		9	13			
1982-83	0	0	1		3	3	0	1	1		4	9	0	1	2		7	12	0	1	2		7	12			
1983-84	1	1	0		7	10	0	1	0		3	8	1	2	0		10	18	1	2	0		10	18			
1984-85	1	0	0		5	3	1	1	0		9	11	2	1	0		14	14	2	1	0		14	14			
1985-86	1	0	1		14	11	0	1	0		3	5	1	1	1		17	16	1	1	1		17	16			
1986-87	0	0	1		3	3	1	1	0		7	8	1	1	1		10	11	1	1	1		10	11			
1987-88	1	1	0		3	8	1	0			3	2	2	1	0		6	10	2	1	0		6	10			
1988-89	1	0	0		3	2	0	2	0		6	12	1	2	0		9	14	1	2	0		9	14			
1989-90	2	0	0		12	5	1	0	0		4	3	3	0	0		16	8	3	0	0		16	8			
1990-91	0	1	0		1	2	1	1	0		5	5	1	2	0		6	7	1	2	0		6	7			
1991-92	2	0	0		10	8	0	0	1		3	3	2	0	1		13	11	2	0	1		13	11			
1992-93	1	0	0		6	2	0	1	0		6	8	1	1	0		12	10	1	1	0		12	10			
1993-94	1	0	0		6	4	0	1	0		3	4	1	1	0		9	8	1	1	0		9	8			
1994-95	DID NOT PLAY																										
1995-96	0	1	0		1	6	0	0	1		1	1	0	1	1		2	7	0	1	1		2	7			
1996-97	1	0	0		4	3	0	1	0		0	3	1	1	0		4	6	1	1	0		4	6			
1997-98	0	0	1		3	3	0	1	0		1	2	0	1	1		4	5	0	1	1		4	5			
1998-99	1	0	0		4	2	1	0	0		2	1	2	0	0		6	3	2	0	0		6	3			
1999-00	0	0	1	0	2	2	0	0	0	1	2	3	0	0	1	1	4	5	0	0	1	1	4	5			
2000-01	-	-	-	-	-	-	0	0	1	0	2	2	0	0	1	0	2	2	0	0	1	0	2	2			
2001-02	1	0	0	0	5	2	0	0	1	0	2	2	1	0	1	0	7	4	1	0	1	0	7	4			
2002-03	0	1	0	0	3	4	1	0	0	0	2	1	1	1	0	0	5	5	1	1	0	0	5	5			
2003-04	-	-	-	-	-	-	1	0	0	0	3	0	1	0	0		0	3	0	0			0	3	0		
2005-06	0	1		0	1	6	-	-	-	-	-	-	0	1			0	1	0	1			0	1	6		
2006-07	-	-	-	-	-	-	1	0		0	3	2	1	0			0	3	2	0			0	3	2		
2007-08	DID NOT PLAY																										
2008-09	1	0		0	2	1	-	-	-	-	-	-	1	0			0	2	1	0			0	2	1		
2009-10	-	-	-	-	-	-	0	1		0	2	4	0	1			0	2	4	0			0	2	4		
2010-11	1	0		0	3	2	-	-	-	-	-	-	1	0			0	3	2	1			0	3	2		
2011-12	-	-	-	-	-	-	0	1		0	3	4	0	1			0	3	4	0			0	3	4		
2012-13	DID NOT PLAY																										
2013-14	1	0		0	3	3	0	1		0	2	3	1	1			0	5	6	1			0	5	6		
2014-15	0	0		1	1	2	1	0		0	6	5	1	0			1	7	7	1			1	7	7		
TOTALS	18	9	7	1	122	119	10	20	5	1	101	137	28	29	12	2	223	256									



VS WINNIPEG

YEAR	HOME						ROAD						OVERALL					
	W	L	T	OL	GF	GA	W	L	T	OL	GF	GA	W	L	T	OL	GF	GA
1999-00	1	0	0	0	4	2	1	0	0	0	3	2	2	0	0	0	7	4
2000-01	1	0	0	0	5	1	-	-	-	-	-	-	1	0	0	0	5	1
2001-02	1	0	0	0	2	1	1	0	0	0	4	2	2	0	0	0	6	3
2002-03	1	0	0	0	4	2	1	0	0	0	5	1	2	0	0	0	9	3
2003-04	0	0	1	0	1	1	0	1	0	0	0	1	0	1	1	0	1	2
2005-06	1	0		0	5	2	-	-	-	-	-	-	1	0		0	5	2
2006-07	-	-	-	-	-	-	1	0		0	5	4	1	0		0	5	4
2007-08	DID NOT PLAY																	
2008-09	1	0		0	4	3	-	-	-	-	-	-	1	0		0	4	3
2009-10	-	-		-	-	-	1	0		0	3	2	1	0	0		3	2
2010-11	1	0		0	4	3	-	-	-	-	-	-	1	0		0	4	3
2011-12	1	0		0	4	1	0	1		0	0	1	1	1		0	4	2
2012-13	DID NOT PLAY																	
2013-14	0	0		1	1	1	0	1		1	3	7	0	1		2	4	8
2014-15	1	1		0	6	7	0	0		1	3	3	1	1		1	9	10
TOTALS	9	1	1	1	40	24	5	3	0	2	26	23	14	4	1	3	66	47

**MOST****POINTS:**

107 – (50-25-7) – 2009-10

POINTS, HOME:

60 – 2001-02 (27-8-3-3); 2009-10 (29-10-2)

POINTS, ROAD:

48 – (22-14-4) – 1984-85

WINS:

50 – 2009-10

WINS, HOME:

29 – 2009-10

WINS, ROAD:

23 – 1996-97

LOSSES:

57 – 1980-81

LOSSES, HOME:

25 – 1980-81

LOSSES, ROAD:

32 – 1980-81

TIES:

18 – 2003-04

TIES, HOME:

9 – 1981-82

TIES, ROAD:

11 – 2003-04

GOALS:

358 – 1984-85

GOALS AGAINST:

400 – 1980-81

GOALS PER-GAME AVERAGE:

4.47 AVG – 1984-85

GOALS AGAINST-PER-GAME AVERAGE:

5.00 AVG – 1980-81

POWER-PLAY GOALS:

110 – 1987-88

POWER-PLAY GOALS AGAINST:

98 – 2005-06

SHORTHANDED GOALS:

15 – 1988-89

SHORTHANDED GOALS AGAINST:

18 – 1983-84

ASSISTS:

605 – 1984-85

SCORING POINTS:

963 – 1984-85

50 + GOAL SCORERS:

1 – 1984-85 (Dale Hawerchuk-53); 1992-93 (Teemu Selanne-76); 1995-96 (Keith Tkachuk-50); and 1996-97 (Keith Tkachuk-52)

40 + GOAL SCORERS:

2 – 1981-82 (Dale Hawerchuk-45 and Morris Lukowich-43); 1984-85 (Dale Hawerchuk-53 and Paul MacLean-41); and 1987-88 (Dale Hawerchuk-44 and Paul MacLean-40)

30 + GOAL SCORERS:6 – 1984-85 (Dale Hawerchuk-53; Paul MacLean-41; Laurie Boschman-32; Brian Mullen-32; Doug Smail-31 and Thomas Steen-30) **NHL Record****20 + GOAL SCORERS:**

7 – 1983-84 (Paul MacLean-40; Dale Hawerchuk-37; Laurie Boschman-28; Brian Mullen-21; Scott Arniel-21; Thomas Steen-20 and Doug Smail-20)

100 + POINT SCORERS:

2 – 1984-85 (Dale Hawerchuk-130 and Paul MacLean-101)

PENALTY MINUTES:

2278 – 1987-88

SHUTOUTS FOR:

9 – 1998-99 (Nikolai Khabibulin-8 and Jimmy Waite-1); 2010-11 (Ilya Bryzgalov-7 and Jason LaBarbera-2)

FEWEST**POINTS:**

32 – (9-57-14) – 1980-81

POINTS, HOME:

22 – (7-25-8) – 1980-81

POINTS, ROAD:

10 – (2-32-6) – 1980-81

WINS:

9 – 1980-81

WINS, HOME:

7 – 1980-81

WINS, ROAD:

2 – 1980-81

LOSSES:

*25 – 2009-10 (18 in shortened 2012-13 season)

LOSSES, HOME:

8 – 2001-02 and *2012-13 (8 in shortened 2012-13 season)

LOSSES, ROAD:

*13 – 2010-11 (10 in shortened 2012-13 season)

TIES:

6 – 1995-96

TIES, HOME:

2 – 1982-83 and 1999-00

TIES, ROAD:

0 – 1996-97

GOALS:

165 – 2014-15

GOALS AGAINST:

*194 – 2011-12 (125 in shortened 2012-13 season)

GOALS-PER-GAME AVERAGE:

2.01 AVG – 2014-15

GOALS AGAINST-PER-GAME AVERAGE:

2.40 AVG – 1998-99; 2011-12

POWER-PLAY GOALS:

34 – 2011-12 (25 in shortened 2012-13 season)

POWER-PLAY GOALS AGAINST:

36 – 2011-12 (34 in shortened 2012-13 season)

SHORTHANDED GOALS:

3 – 1992-93; 2009-10, 2013-14 (2 in shortened 2012-13 season)

SHORTHANDED GOALS AGAINST:

4 – 2008-09 (2 in shortened 2012-13 season)

ASSISTS:

289 – 2014-15

SCORING POINTS:

454 – 2014-15

PENALTY MINUTES:

757 – 2011-12 (504 in shortened 2012-13 season)

**LONGEST****WINNING:**

9 Games – (Mar. 8 – Mar. 27, 1985); Mar. 4 – Mar. 21, 2010)

WINNING, HOME:

10 Games – Nov. 21 – Dec. 29, 2009)

WINNING, ROAD:

8 Games – (Feb. 25 – Apr. 6, 1985)

WINNING, START OF SEASON:

3 Games – (Oct. 10 – Oct. 17, 1987); (Oct. 10 – Oct. 15, 2003)

WINNING, START OF SEASON, HOME:

5 Games – (Oct. 5 – Oct. 28, 2000)

WINNING, START OF SEASON, ROAD:

3 Games – (Oct. 9 – Oct. 14, 1982)

UNBEATEN:

14 Games – 12-0-2 (Oct. 25 – Nov. 28, 1998)

UNBEATEN, HOME:

11 Games – 6-0-5 (Dec. 23, 1983 – Feb. 5, 1984); 10-0-1 (Oct. 15 – Dec. 20, 1998)

UNBEATEN, ROAD:

9 Games – 8-0-1 (Feb. 25 – Apr. 7, 1985); 5-0-4 (Dec. 7, 2003 – Jan. 9, 2004)

UNDEFEATED, START OF SEASON:

3 Games – 3-0-0 (Oct. 10 – Oct. 17, 1987); 2-0-1 (Oct. 2 – Oct. 8, 1999); 3-0-0 (Oct. 10 – Oct. 15, 2003)

MOST**GOALS:**

12 – at NYR, Feb. 25, 1985

GOALS, HOME:

10 – vs. LAK, Mar. 30, 1983; and vs. CGY, Mar. 25, 1987

GOALS, ROAD:

12 – at NYR, Feb. 25, 1985

GOALS AGAINST:

15 – at MIN, Nov. 11, 1981

GOALS AGAINST, HOME:

12 – vs. MTL, Oct. 19, 1983

GOALS AGAINST, ROAD:

15 – at MIN, Nov. 11, 1981

GOALS, BOTH TEAMS:

18 – at DET, Nov. 25, 1987

GOALS, CONSECUTIVE:

9 – at TOR, Mar. 5, 1988

POWER-PLAY GOALS:

5 – vs. CGY, Mar. 9, 1988; vs. CAR, Dec. 3, 2005; vs. FLA, Jan. 19, 2006

POWER-PLAY GOALS AGAINST:

5 – at MIN, Nov. 11, 1981; vs. CGY, Nov. 1, 1991

UNBEATEN, START OF SEASON, HOME:

11 games – 9-0-2 (Oct. 5 – Nov. 21, 2013)

UNBEATEN, START OF SEASON, ROAD:

4 Games – 2-0-2 (Oct. 10 – Oct. 23, 1991)

UNBEATEN, INCLUDING PLAYOFFS:

15 Games – 12-0-3 (Mar. 8 – Apr. 11, 1985 – 10-0-3 regular season, 2-0 playoffs)

LOSING:

10 Games – (Nov. 30 – Dec. 20, 1980); (Feb. 6 – Feb. 25, 1994); (Feb. 2 – Mar. 3, 2015)

LOSING, HOME:

6 Games – (Oct. 6 – Nov. 3, 2007); (Jan. 27 – Feb. 16, 2009); (Mar. 3 – 30, 2015)

LOSING, ROAD:

13 Games – (Jan. 26 – Apr. 14, 1994)

LOSING, START OF SEASON:

3 Games – (Oct. 10 – Oct. 13, 1981)

LOSING, START OF SEASON, HOME:

3 Games – (Oct. 12 – Oct. 26, 2002)

LOSING, START OF SEASON, ROAD:

8 Games – (Oct. 8 – Nov. 8, 1992)

WINLESS:

30 Games – 0-23-7 (Oct. 19 – Dec. 20, 1980)
NHL Record

WINLESS, HOME:

14 Games – 0-9-5 (Oct. 19 – Dec. 14, 1980)

WINLESS, ROAD:

18 Games – 0-16-2 (Oct. 10 – Dec. 20, 1980)

WINLESS, START OF SEASON:

3 Games – 0-1-2 (Oct. 5 – Oct. 9, 1983); 0-3-0 (Oct. 10 – Oct. 13, 1985); 0-2-1 (Oct. 6 – Oct. 12, 1988)

WINLESS, START OF SEASON, HOME:

6 Games – 0-4-2 (Oct. 5 – Nov. 2, 1983)

WINLESS, START OF SEASON, ROAD:

18 Games – 0-16-2 (Oct. 10, 1980 – Jan. 7, 1981)

SHUTOUT SEQUENCE:

306 minutes, 16 seconds -- (Dec. 31, 2003 – Jan. 11, 2004) – 60:00 vs. LA, Dec. 31; 60:00 at DAL, Jan. 2; 60:00 at CAR, Jan. 4; 60:00 at WSH, Jan. 7; 60:00 at MIN, Jan. 9; 6:16 vs. ATL, Jan. 11)

CONSECUTIVE GOALS:

18 – (Dec. 31, 2003 – Jan. 11, 2004)

TEAM RECORDS: GAME

SHORTHANDED GOALS:

4 – vs. VAN, Apr. 7, 1995

SHORTHANDED GOALS AGAINST:

3 – at EDM, Dec. 21, 1983; at CHI, Oct. 12, 1988; vs. STL, Jan. 14, 2003

SCORING POINTS:

30 – at QUE, Nov. 24, 1990

SHOTS:

54 – vs. LAK, Mar. 30, 1983; vs. VAN, Feb. 10, 1985

SHOTS, BOTH TEAMS:

93 – vs. MIN (WPG 42, MIN 51), Nov. 11, 1981

SHOTS AGAINST:

57 – vs. VAN, Nov. 18, 1980

PENALTY MINUTES:

140 – at VAN (15 minors, 6 majors, 3 misconducts, 5 game misconducts), Dec. 31, 1987

PENALTY MINUTES, BOTH TEAMS:

286 – at VAN (140 WPG: 15 minors, 6 majors, 3 misconducts, 5 game misconducts; 146 VAN: 18 minors, 4 majors, 6 misconducts, 3 game misconducts), Dec. 31, 1987

FEWEST**SHOTS:**

11 – vs. DAL, Apr. 16, 1998; at PIT, Dec. 11, 1999

SHOTS AGAINST:

12 – vs. NJD, Oct. 22, 1982

PENALTY MINUTES:

0 – vs. HFD, Dec. 30, 1981; at ANA, Apr. 6, 2008; at STL, Feb. 24, 2009; at VAN, Nov. 21, 2010; vs. VAN, Mar. 4, 2014; vs. NYR, Feb. 14, 2015

LARGEST**MARGIN OF VICTORY, HOME:**

9 – vs. CGY (10-1), Mar. 25, 1987; vs. CGY (9-0), Feb. 3, 1988

MARGIN OF VICTORY, ROAD:

9 – at TOR (10-1), Mar. 5, 1988

MARGIN OF DEFEAT, HOME:

10 – vs. MTL (12-2), Oct. 19, 1983

MARGIN OF DEFEAT, ROAD:

13 – at MIN (15-2), Nov. 11, 1981

**MOST****GOALS:**

6 – vs. VAN (2nd period), Nov. 9, 1984; vs. LAK (3rd period), Oct. 30, 1988; at EDM (1st period), Mar. 30, 1999; at NSH (1st period), Mar. 28, 2013

GOALS AGAINST:

8 – at MIN (2nd period), Nov. 11, 1981

SHOTS:

27 – vs. EDM (2nd period), Dec. 16, 2014

SHOTS AGAINST:

27 – at MIN (2nd period), Nov. 11, 1981

PENALTY MINUTES:

117 – at VAN (1st period, 6 minors, 5 majors, 3 misconducts, 5 game misconducts), Dec. 31, 1987

PENALTY MINUTES, BOTH TEAMS:

228 – at VAN (1st period, 117 WPG: 6 minors, 5 majors, 3 misconducts, 5 game misconducts; and 111 VAN: 8 minors, 3 majors, 5 misconducts, 3 game misconducts), Dec. 31, 1987

FEWEST**SHOTS:**

0 – vs. NYR (2nd period), Jan. 15, 1982; at CGY (1st period), Mar. 24, 2003; at COL (2nd period), Feb. 16, 2015

SHOTS AGAINST:

0 – vs. TBL (2nd period), Dec. 2, 1999

SIX GOALS:

8 minutes, 14 seconds – vs. LAK (3rd period), Oct. 30, 1988 (Dave Ellett, 9:23; Pat Elynuik, 12:37; Randy Gilhen, 13:39; Dale Hawerchuk, 16:14; Doug Smail, 16:58; Ray Neufeld, 17:37)

FIVE GOALS:

5 minutes – vs. LAK (3rd period), Oct. 30, 1988 (Pat Elynuik, 12:37; Randy Gilhen, 13:39; Dale Hawerchuk, 16:14; Doug Smail, 16:58; Ray Neufeld, 17:37)

FIVE GOALS, BOTH TEAMS:

2 minutes, 38 seconds – vs. SJS (3rd period), Mar. 25, 2008 (Shane Doan, PHX -2:16; Joe Thornton, SJS - 2:51; Marc-Edouard Vlasic, SJ - 3:19; Steven Reinprecht, PHX - 4:05; Joe Thornton, SJS -4:54)

FOUR GOALS:

2 minutes, 16 seconds – vs. VAN (2nd period), Nov. 9, 1984 (Dale Hawerchuk, 7:52; Scott Arniel, 8:05; Brian Mullen, 9:11; Scott Arniel, 10:08)

FOUR GOALS, BOTH TEAMS:

1 minute, 11 seconds – at MIN (2nd period), Nov. 11, 1981 (Kent-Erik Andersson, MIN--4:05; Neal Broten, MIN--4:56; Bengt Lundholm, WPG--5:02; Mike Eaves--MIN, 5:16)

FASTEST**THREE GOALS:**

54 seconds – at EDM (1st period), Dec. 10, 1988 (Doug Smail 10:47; Dave Ellett, 11:13; Brent Ashton, 11:41)

THREE GOALS, BOTH TEAMS:

19 seconds – at CHI (2nd period), Dec. 17, 1986 (Brian Mullen, WPG --16:05; Wayne Presley, CHI--16:17; Bill Watson, CHI--16:24)

TWO GOALS:

4 seconds – vs. EDM (2nd period), Dec. 15, 1995 (Deron Quint, 7:51 and 7:55)

TWO GOALS, BOTH TEAMS:

6 seconds – vs. MIN (2nd period), Dec. 26, 1982 (Dale Hawerchuk, WPG--2:46; Mike Eaves, MIN--2:52); at STL (2nd period), Jan. 31, 1989 (Bernie Federko, STL--17:39; Paul Fenton, WPG--17:35); vs. MIN (3rd period), Dec. 27, 1992 (Dave Gagner, MIN--2:08; Keith Tkachuk, WPG--2:14); vs. SJS (2nd period), Oct. 19, 1997 (Doug Bodger, SJS--7:59; John Slaney, PHX--8:05)

**MOST****SEASONS:**19 - **Shane Doan****GAMES:**1,394 - **Shane Doan****GAMES, INCLUDING PLAYOFFS:**1,449 - **Shane Doan** (1,394 regular season, 55 postseason)**GAMES, CONSECUTIVE:**

475 - Dale Hawerchuk (Dec. 19, 1982 - Dec. 10, 1988)

GOALS:

379 - Dale Hawerchuk

GOALS, INCLUDING PLAYOFFS:

395 - Dale Hawerchuk (379 regular season, 16 postseason)

GOALS, CENTER:

379 - Dale Hawerchuk

GOALS, LEFT WING:

323 - Keith Tkachuk

GOALS, RIGHT WING:368 - **Shane Doan****GOALS, DEFENSEMAN:**

108 - Teppo Numminen

OVERTIME GOALS:11 - **Shane Doan****ASSISTS:**

553 - Thomas Steen

ASSISTS, INCLUDING PLAYOFFS:

585 - Thomas Steen (553 regular season, 32 postseason)

ASSISTS, CENTER:

553 - Thomas Steen

ASSISTS, LEFT WING:

300 - Keith Tkachuk

ASSISTS, RIGHT WING:530 - **Shane Doan****ASSISTS, DEFENSEMAN:**

426 - Teppo Numminen

POINTS:

929 - Dale Hawerchuk

POINTS, INCLUDING PLAYOFFS:

978 - Dale Hawerchuk (929 regular season, 49 postseason)

POINTS, CENTER:

929 - Dale Hawerchuk

POINTS, LEFT WING:

623 - Keith Tkachuk

POINTS, RIGHT WING:898 - **Shane Doan****POINTS, DEFENSEMAN:**

534 - Teppo Numminen

PENALTY MINUTES:

1,508 - Keith Tkachuk

PENALTY MINUTES, INCLUDING PLAYOFFS:

1,608 - Keith Tkachuk (1,508 regular season, 100 postseason)

HAT TRICKS:

12 - Dale Hawerchuk

20 + GOAL SEASONS:12 - **Shane Doan****30 + GOAL SEASONS:**

8 - Dale Hawerchuk

40 + GOAL SEASONS:

7 - Dale Hawerchuk

50 + GOAL SEASONS:

2 - Keith Tkachuk

100 + POINT SEASONS:

6 - Dale Hawerchuk

CONSECUTIVE 20 + GOAL SEASONS:9 - Dale Hawerchuk (1981-82 to 1989-90), Keith Tkachuk (1992-93 to 2000-01) and **Shane Doan** (1999-00 to 2008-09)**CONSECUTIVE 30 + GOAL SEASONS:**

8 - Dale Hawerchuk (1981-82 to 1988-89)

CONSECUTIVE 40 + GOAL SEASONS:

5 - Dale Hawerchuk (1984-85 to 1988-89)

CONSECUTIVE 50 + GOAL SEASONS:

2 - Keith Tkachuk (1995-96 to 1996-97)

CONSECUTIVE 100 + POINT SEASONS:

5 - Dale Hawerchuk (1983-84 to 1987-88)

CONSECUTIVE GAMES PLAYED:

475 - Dale Hawerchuk (Dec. 19, 1982 to Dec. 10, 1988)

MOST BY A GOALTENDER**GAMES:**

311 - Bob Essensa

WINS:

130 - Ilya Bryzgalov

SHUTOUTS:

21 - Nikolai Khabibulin, Ilya Bryzgalov

20 + WIN SEASONS:

4 - Nikolai Khabibulin, Ilya Bryzgalov

30 + WIN SEASONS:

3 - Nikolai Khabibulin

CONSECUTIVE 20 + WIN SEASONS:

4 - Nikolai Khabibulin (1995-96 to 1998-99); Ilya Bryzgalov (2007-08 to 2010-11)

CONSECUTIVE 30 + WIN SEASONS:

3 - Nikolai Khabibulin (1996-97 to 1998-99)



MOST

GOALS:

76 – Teemu Selanne (1992-93)

GOALS, INCLUDING PLAYOFFS:

80 – Teemu Selanne, 1992-93 (76 regular season, 4 postseason)

GOALS BY A DEFENSEMAN:

23 – Phil Housley (1990-91 and 1991-92)
Oliver Ekman-Larsson (2014-15)

GOALS BY A ROOKIE:

76 – Teemu Selanne (1992-93) **NHL Record**

GOALS BY A ROOKIE DEFENSEMAN:

11 – Dave Ellett (1984-85)

GOALS BY A CENTER:

53 – Dale Hawerchuk (1984-85)

GOALS BY A LEFT WING:

52 – Keith Tkachuk (1996-97)

GOALS BY A RIGHT WING:

76 – Teemu Selanne (1992-93)

ASSISTS:

79 – Phil Housley (1992-93)

ASSISTS, INCLUDING LAYOFFS:

86 – Phil Housley, 1992-93 (79 regular season, 6 postseason)

ASSISTS BY A DEFENSEMAN:

79 – Phil Housley (1992-93)

ASSISTS BY A ROOKIE:

58 – Dale Hawerchuk (1981-82)

ASSISTS BY A ROOKIE DEFENSEMAN:

38 – Dave Babych (1980-81)

ASSISTS BY A CENTER:

77 – Dale Hawerchuk (1984-85 and 1987-88)

ASSISTS BY A LEFT WING:

49 – Morris Lukowich (1981-82)

ASSISTS BY A RIGHT WING:

60 – Paul MacLean (1984-85)

POINTS:

132 – Teemu Selanne (1992-93)

POINTS, INCLUDING PLAYOFFS:

138 – Teemu Selanne, 1992-93 (132 regular season, 6 postseason)

POINTS BY A DEFENSEMAN:

97 – Phil Housley (1992-93)

POINTS BY A ROOKIE:

132 – Teemu Selanne (1992-93) **NHL Record**

POINTS BY A ROOKIE DEFENSEMAN:

44 – Dave Babych (1980-81)

POINTS BY A CENTER:

130 – Dale Hawerchuk (1984-85)

POINTS BY A LEFT WING:

98 – Keith Tkachuk (1995-96)

POINTS BY A RIGHT WING:

132 – Teemu Selanne (1992-93)

PENALTY MINUTES:

347 – Tie Domi (1993-94)

PENALTY MINUTES BY A ROOKIE:

324 – Daniel Carcillo (2007-08)

PENALTY MINUTES BY A DEFENSEMAN:

271 – Shawn Cronin (1991-92)

PENALTY MINUTES BY A CENTER:

243 – Laurie Boschman (1983-84)

PENALTY MINUTES BY A LEFT WING:

324 – Daniel Carcillo (2007-08)

PENALTY MINUTES BY A RIGHT WING:

347 – Tie Domi (1993-94)

HAT TRICKS:

5 – Teemu Selanne, 4 three-goal games and 1 four-goal game (1992-93)

POWER PLAY GOALS:

24 – Teemu Selanne (1992-93)

SHORTHANDED GOALS:

7 – Dave McLlwain (1989-90)

GAME WINNING GOALS:

12 – Jeremy Roenick (1999-00); Radim Vrbata (2011-12)

GAME TYING GOALS:

3 – Barry Long (1980-81); Danny Geoffrion (1980-81); Morris Lukowich (1981-82); Dave Babych (1981-82); Dale Hawerchuk (1983-84); and Shane Doan (2003-04)

GAME OPENING GOALS:

12 – Keith Tkachuk (1995-96 and 1998-99)

SHOTS:

387 – Teemu Selanne (1992-93)

HIGHEST GOALS-PER-GAME AVERAGE

(among players with 30-or-more goals):
.90 – Teemu Selanne (1992-93) 76G in 84 GP

HIGHEST ASSISTS-PER-GAME AVERAGE

(among players with 35-or-more assists):
.98 – Phil Housley (1992-93) 79A in 80 GP

HIGHEST POINTS-PER-GAME AVERAGE

(among players with 50-or-more points):
1.62 – Dale Hawerchuk (1984-85) 130 PTS in 80 GP

MOST BY A GOALTENDER

GAMES:

72 – Nikolai Khabibulin (1996-97)

MINUTES:

4,091 – Nikolai Khabibulin (1996-97)

GOALS AGAINST:

2.27 – Bob Essensa (1992-93)

WINS:

42 – Ilya Bryzgalov (2009-10)

LOSSES:

42 – Mike Smith (2014-15)

TIES:

13 – Sean Burke (2000-01)

SHUTOUTS:

8 – Nikolai Khabibulin (1998-99); Ilya Bryzgalov (2009-10); **Mike Smith** (2011-12)

ASSISTS:

5 – Ed Staniowski (1981-82); Bob Essensa (1992-93)

PENALTY MINUTES:

25 – Gary Smith (1979-80)

**MOST****WINNING, GOALTENDER:****11** – Mike Smith 11-0-1 (Feb. 4 – 28, 2012)**UNBEATEN, GOALTENDER:****12** – Brian Hayward 10-0-2 (Mar. 8 – Apr. 6, 1985)**SHUTOUT SEQUENCE, GOALTENDER:****332 minutes, 01 second** – Brian Boucher (Dec. 22, 2003 – Jan. 11, 2004) – 25:45 at NSH, Dec. 22; 60:00 vs. LAK, Dec. 31; 60:00 at DAL, Jan. 2; 60:00 at CAR, Jan. 4; 60:00 at WSH, Jan. 7; 60:00 at MIN, Jan. 9; 6:16 vs. ATL, Jan. 11
NHL Record (Modern Era)**CONSECUTIVE SHUTOUTS:****5 games** – Brian Boucher (Dec. 31, 2003 – Jan. 9, 2004) **NHL Record (Modern Era)****CONSECUTIVE POINT:****18 games** – Dale Hawerchuk – 17-16-33 (Feb. 23 – Apr. 7, 1985)**CONSECUTIVE GOAL:****9 games** – Teemu Selanne – 14G (Mar. 14 – Apr. 1, 1993)**CONSECUTIVE ASSIST:****14 games** – Phil Housley – 21 A (Dec. 26, 1992 – Jan. 19, 1993)**CONSECUTIVE PENALTY:****15 games** – Tie Domi (Mar. 14 – Apr. 15, 1993)

INDIVIDUAL RECORDS: GAME

MOST**GOALS:****5** – Willy Lindstrom, at PHI (Mar. 2, 1982); Alexei Zhamnov, at LAK (Apr. 1, 1995)**GOALS, DEFENSEMAN:****3** – Ed Jovanovski, vs. NSH (Nov. 3, 2010)**GOALS, ROOKIE:****4** – Teemu Selanne, vs. MIN (Feb. 28, 1993)**GOALS, CENTER:****5** – Alexei Zhamnov, at LAK (Apr. 1, 1995)**GOALS, LEFT WING:****4** – Keith Tkachuk, at DAL (Mar. 26, 1996), at CHI (Mar. 20, 1997)**GOALS, RIGHT WING:****5** – Willy Lindstrom, at PHI (Mar. 2, 1982)**ASSISTS:****5** – Dale Hawerchuk, vs. LAK (Mar. 6, 1984), vs. TOR (Mar. 18, 1989), vs. LAK (Mar. 4, 1990); Phil Housley, vs. HFD (Jan. 18, 1993); Keith Tkachuk at BUF (Feb. 23, 2001)**ASSISTS, DEFENSEMAN:****5** – Phil Housley, vs. HFD (Jan. 18, 1993)**ASSISTS, ROOKIE:****4** – Keith Ballard, vs. FLA (Jan. 19, 2006)**ASSISTS, CENTER:****5** – Dale Hawerchuk, vs. LAK (Mar. 6, 1984), vs. TOR (Mar. 18, 1989), vs. LAK (Mar. 4, 1990)**ASSISTS, LEFT WING:****5** – Keith Tkachuk, at BUF (Feb. 23, 2001)**ASSISTS, RIGHT WING:****4** – Paul MacLean, vs. TOR (Dec. 14, 1984) vs. BOS (Feb. 20, 1987); Andrew McBain, vs. NYR (Apr. 1, 1988); Dallas Drake, at LAK (Apr. 1, 1995); Teemu Selanne, vs. MTL (Dec. 12, 1995); **Shane Doan, vs. EDM (Mar. 24, 2001); Shane Doan, vs. SJS (Dec. 30, 2006)****POINTS:****6** – Willy Lindstrom, at PHI (Mar. 2, 1982) 5G-1A; Dale Hawerchuk, vs. TOR (Dec. 14, 1983) 3G-3A; Thomas Steen, vs. HFD (Oct. 24, 1984) 2G-4A; Dale Hawerchuk, vs. TOR (Mar. 5, 1988) 2G-4A; Dale Hawerchuk, vs. TOR (Mar. 18, 1989) 1G-5A; Ed Olczyk, vs. CGY (Dec. 21, 1991) 2G-4A**POINTS, DEFENSEMAN:****5** – Randy Carlyle, vs. CGY (Mar. 9, 1988) 1G-4A; Fredrik Olausson, vs. EDM (Oct. 14, 1992) 1G-4A; Phil Housley, vs. HFD (Jan. 18, 1993) 0G-5A**POINTS, ROOKIE:****5** – Dale Hawerchuk, at TOR (Mar. 13, 1982) 3G-2A; Pat Elynuik, vs. PIT (Jan. 20, 1989) 2G-3A; Teemu Selanne, vs. CGY (Oct. 28, 1992) 2G-3A**POINTS, CENTER:****6** – Dale Hawerchuk, vs. TOR (Dec. 14, 1983) 3G-3A, vs. TOR (Mar. 5, 1988) 2G-4A, vs. TOR (Mar. 18, 1989) 1G-5A; Thomas Steen, vs. HFD (Oct. 24, 1984) 2G-4A; Ed Olczyk, vs. CGY (Dec. 21, 1991) 2G-4A**POINTS, LEFT WING:****5** – Keith Tkachuk, at DAL (Mar. 26, 1996) 4G-1A, vs. ANA (Apr. 3, 1998) 3G-2A, at BUF (Feb. 23, 2001) 0G-5A; Ladislav Nagy, vs. CAR (Dec. 3, 2005), 3G-2A; Ray Whitney vs. STL (Nov. 13, 2010), 3G-2A**POINTS, RIGHT WING:****6** – Willy Lindstrom, at PHI (Mar. 2, 1982) 5G-1A**PENALTY MINUTES:****49** – Tie Domi, at VAN (Feb. 9, 1995) 2 minors, 1 major, 2 misconducts, 2 game misconducts**POWER-PLAY GOALS:****3** – Paul MacLean, vs. LAK (Nov. 13, 1986); Ray Neufeld, vs. VAN (Nov. 1, 1987); Paul MacLean, vs. CGY (Mar. 9, 1988); Ladislav Nagy, vs. CAR (Dec. 3, 2005)**SHORTHANDED GOALS:****2** – Keith Tkachuk, vs. VAN (Apr. 7, 1995)**SHOTS:****12** – Brian Mullen, vs. LAK (Mar. 30, 1982); Nelson Emerson, vs. FLA (Feb. 24, 1994); Jeremy Roenick, at TOR (Mar. 22, 1997)**SHOTS FACED:****55** – Nikolai Khabibulin, at PHI (Jan. 28, 1997)**GOALS AGAINST:****15** – Doug Soetaert, at MIN (Nov. 11, 1981)**FASTEST GOAL, START OF GAME:****5 seconds** – Doug Smail, vs. STL (Dec. 20, 1981) **NHL Record (Tied)**



MOST

ASSISTS:

5 – Dale Hawerchuk, 2nd period vs. LAK (Mar. 6, 1984) **NHL Record**

POINTS:

5 – Dale Hawerchuk, 2nd period vs. LAK (Mar. 6, 1984) 0G-5A; Pat Elynuik, 2nd period vs. PIT (Jan. 20, 1989) 2G-3A

PENALTY MINUTES:

38 – Barry Legge, 1st period vs. HFD (Jan. 10, 1981) 4 minors, 2 majors, 1 misconduct, 1 game misconduct

SHOTS:

7 – Brian Mullen, 1st period vs. HFD, (Feb. 25, 1983); Lucien DeBlois, 3rd period vs. VAN (Nov. 23, 1983); Teemu Selanne, 2nd period vs. EDM (Apr.15, 1993); Jeremy Roenick, 3rd period at TOR (Mar. 22, 1997); Keith Tkachuk, 2nd period vs. ANA (Apr. 3, 1998); Travis Green, 3rd period at LAK (Oct. 22, 1999); **Shane Doan, 2nd period vs. PIT (Feb. 25, 2004)**; Daymond Langkow, 1st period vs. EDM (Dec. 15, 2011)

SHOTS FACED:

27 – Doug Soetaert, 2nd period at MIN (Nov. 11, 1981)

GOALS AGAINST:

8 – Doug Soetaert, 2nd period at MIN (Nov. 11, 1981)

FASTEST

GOAL, START OF PERIOD:

5 seconds – Doug Smail, 1st period vs. STL (Dec. 20, 1981)

TWO GOALS:

4 seconds – Deron Quint, 7:51 and 7:55 of 2nd period vs. EDM (Dec. 15, 1995) **NHL Individual Record**

THREE GOALS:

8 minutes, 2 seconds – Alexei Zhamnov, 1:25, 3:57 and 9:27 of 3rd period at LAK (Apr. 1, 1995)

FOUR GOALS:

27 minutes, 59 seconds – Willy Lindstrom, 5:47 and 11:15 of 2nd period; 4:57 and 13:46 of 3rd period vs. PHI (Mar. 2, 1982)

FIVE GOALS:

35 minutes, 26 seconds – Alexei Zhamnov, 14:01 of 1st period; 0:58 of 2nd period; 1:25, 3:57, and 9:27 of 3rd period at LAK (Apr. 1, 1995)



TM



HISTORY



WINNIPEG JETS (1979-1996)

- 1979, June 22** The Winnipeg Jets, newly purchased by Winnipeg lawyer Barry Shenkarow and businessman Michael Gobuty, are granted admission into the National Hockey League. The Jets franchise had spent the previous eight years in the World Hockey Association (WHA), winning three AVCO Cup championships. The Jets gained admittance to the WHA on Nov. 1, 1971 and finished as the WHA's final champions on May 20, 1979. Bobby Hull stars for the Jets during the club's WHA tenure, scoring 303 goals and 638 points in 411 games.
- 1979, Aug. 9** The Jets participate in their first NHL Entry Draft, using their first selection to draft right winger Jimmy Mann (19th overall). Center Thomas Steen is also drafted on this day (5th choice - 103rd overall).
- 1979, Sept. 17** The Jets open their first preseason training camp in the NHL.
- 1979, Oct. 10** The Winnipeg Jets play their first NHL game, a 4-2 loss at Pittsburgh.
- 1980, Dec. 10** Bill Sutherland becomes head coach of the Jets, replacing Tom McVie (the NHL club's first head coach).
- 1981, Feb. 16** Mike Smith takes over duties behind the Jets' bench.
- 1981, May 14** Tom Watt replaces Mike Smith as head coach.
- 1981, Aug. 13** The Jets sign Dale Hawerchuk, the first player drafted in the 1981 NHL Entry Draft, to his first professional contract at a ceremony at Portage and Main.
- 1982, Apr. 7** The Jets play their first NHL playoff game, losing a 4-3 decision to the St. Louis Blues at the Winnipeg Arena (lost the series 3-1).
- 1982, Apr. 8** The Jets win their first-ever NHL playoff game, defeating St. Louis 5-2 at the Winnipeg Arena.
- 1982, June** Dale Hawerchuk wins the Calder Trophy as the NHL's outstanding rookie for the 1981-82 season.
- 1983, Nov. 22** Barry Long replaces Tom Watt as head coach of the Jets.
- 1985, Apr. 14** For the first time since joining the NHL, the Jets advance to the second round of the playoffs by defeating the Calgary Flames (3-1).
- 1986, Mar. 4** John Ferguson replaces Barry Long as head coach.
- 1986, June 20** Dan Maloney replaces John Ferguson as head coach.
- 1987, Apr. 16** The Jets advance to the second round of playoffs for the second time by defeating Calgary (4-2).
- 1988, June 11** Jets draft right wing Teemu Selanne (1st choice - 10th overall) in the 1988 NHL Entry Draft.
- 1988, Dec. 3** Mike Smith replaces John Ferguson as Jets' general manager.
- 1989, Feb. 7** Rick Bowness replaces Dan Maloney as head coach.
- 1989, Feb. 19** The Jets retire Bobby Hull's No. 9 jersey in a ceremony at the Winnipeg Arena.
- 1989, May 25** Bob Murdoch replaces Rick Bowness as head coach.
- 1990, June 16** Jets draft left wing Keith Tkachuk (1st choice - 19th overall) in the 1990 NHL Entry Draft.
- 1991, June 17** John Paddock replaces Bob Murdoch as head coach.
- 1992, Jan. 10** Randy Carlyle plays in his 1,000th NHL game vs Chicago.
- 1993, Apr.** Teemu Selanne shatters NHL record for goals and points in a rookie season with 76 goals and 132 points (surpassing Mike Bossy's 53 goals and Peter Stastny's 109 points).
- 1993, June** Teemu Selanne wins the Calder Trophy as the NHL's outstanding rookie in 1992-93.
- 1994, Jan. 19** Mike Smith is fired as general manager of the Jets. John Paddock named as interim general manager.
- 1994, June 3** John Paddock is officially named general manager.
- 1995, Apr. 5** Terry Simpson replaces John Paddock as interim head coach.
- 1995, May 3** Local investors known as the MEC (Manitoba Entertainment Complex) announce that they will not exercise their option to purchase the Jets and keep the team in Winnipeg.
- 1995, May 6** The Winnipeg Jets retire the team logo and Thomas Steen's jersey No. 25 in a ceremony at the Winnipeg Arena.
- 1995, May 9** Operation Grassroots begins an effort to persuade government and local buyers to construct a new arena and keep the Jets in Winnipeg.
- 1995, May 16** Over 35,000 people attend a rally at The Forks to raise money for Operation Grassroots in the largest gathering of people at a rally in Winnipeg in 50 years. Approximately \$250,000 is raised at this rally from the citizens of Winnipeg.
- 1995, May 17** Over 2,500 people attend a "Hockey Social" at the Winnipeg Convention Centre and raise in excess of \$250,000 for Operation Grassroots.
- 1995, May 19** Jets' owner and president Barry Shenkarow announces that local buyers have missed the deadline to purchase the team and keep it in Winnipeg. The team will be purchased as per "agreement in principle" with Minneapolis investors and moved to Minneapolis.
- 1995, May 21** Barry Shenkarow and the Jets' ownership group announce that the Jets will remain in Winnipeg with details of the plan to expand the current ownership group to be finalized and announced in the near future.
- 1995, June 16** After weeks of tense negotiations, the Jets' ownership group agrees to sell its shares of the team to the Spirit of Manitoba group (formerly known as MEC) pending conditions which must be met before August 15, 1995.
- 1995, June 20** Terry Simpson is officially named head coach of the Jets.
- 1995, July 26** Winnipeg City Council votes to deny charitable tax status on donations to the endowment fund to cover the purchase of the team and operating costs of a new arena, creating a major hurdle in the Spirit of Manitoba's attempt to raise money for the endowment fund.
- 1995, Aug. 10** Winnipeg City Council votes (10-6) to accept Spirit of Manitoba's business plan, overturning the results of the previous vote on July 26.
- 1995, Aug. 14** The Spirit of Manitoba announces that they were unable to raise the required capital to proceed with the purchase of the Winnipeg Jets. The organization promptly disbands.
- 1995, Aug. 15** Jets' owner and president Barry Shenkarow announces that he is left with no alternative solution but to make arrangements to sell the team to a buyer outside of Winnipeg. Shenkarow further announces that the 1995-96 season will be the final year for the Jets in Winnipeg since the team cannot be moved prior to 1995-96.
- 1995, Oct. 18** The Jets announce the completed sale of the franchise to Richard Burke of Minnesota and Steven Gluckstern of New York, who will find a new home city for the franchise in the United States. The date of transfer of ownership is set as July 1, 1996.
- 1995, Dec. 19** Richard Burke and Steven Gluckstern announce in a press conference that the new home of their NHL franchise will be Phoenix, Arizona.
- 1996, Feb. 7** Teemu Selanne is traded to Anaheim with Marc Chouinard and a 4th round pick in the 1996 NHL Entry Draft for Oleg Tverdovsky, Chad Kilger, and a 3rd round pick in the 1996 NHL Entry Draft.



- 1996, Apr. 8** The newly purchased franchise officially unveils its logo and name in a press conference in Phoenix. After a successful name-the-team contest, management chose the name "Phoenix Coyotes" for the franchise.
- 1996, Apr. 12** Keith Tkachuk scores his 50th goal of the 1995-96 season in the final regular season home game in Jets history, a 5-3 win vs the Los Angeles Kings.
- 1996, Apr. 14** The Jets play their final regular season game - a 5-2 loss at Anaheim.
- 1996, Apr. 28** The team plays their final game as the Winnipeg Jets, losing to Detroit in Game 6 of their playoff series at a sold out Winnipeg Arena.
- 1996, May 21** Bobby Smith named as executive vice president of hockey operations for the team as they prepare to begin their tenure in Phoenix.
- 1996, June 19** Kris King receives the King Clancy award – presented to the player who "best exemplifies leadership qualities on and off the ice and has made a noteworthy humanitarian contribution in his community" – for the 1995-96 season.
- 1996, July 1** The first day of business operations for the Phoenix Coyotes Hockey Club.
- 1996, July 1** Don Hay named as the Coyotes' first head coach.
- 1996, Aug. 16** The Coyotes trade Alexei Zhamnov, Craig Mills and a 1st round pick in the 1997 NHL Entry Draft to Chicago for center Jeremy Roenick.
- 1996, Aug. 26** The Coyotes unveil their new uniforms at the Hard Rock Cafe in Phoenix. Rock legend Alice Cooper and Phoenix Mayor Skip Rimsza are in attendance.
- 1996, Sept. 15** The Coyotes play their first-ever preseason game, a 4-2 loss at Edmonton.
- 1996, Sept. 28** The Coyotes name Keith Tkachuk Captain
- 1996, Oct. 5** The team plays its first regular season game as the Phoenix Coyotes, but is defeated 1-0 in Hartford by the Whalers in the 1996-97 season opener.
- 1996, Oct. 7** The team wins its first game as the Coyotes, a 5-2 victory over the Bruins at the FleetCenter in Boston. Mike Gartner scores the first goal in Coyotes history and later records a hat trick in the game.
- 1996, Oct. 10** In their home debut, the Coyotes defeat the San Jose Sharks 4-1 in front of a sold out (16,210) America West Arena.
- 1996, Dec. 11** John Paddock is relieved of his duties as general manager of the Coyotes. Bobby Smith assumes the position of general manager.
- 1997, Apr. 6** Keith Tkachuk scores his 50th goal for the second consecutive season to become the first player in franchise history to record more than one 50-goal season.
- 1997, Apr. 11** Keith Tkachuk scores his 52nd goal of the season to finish the 1996-97 campaign as the NHL's top goal scorer.
- 1997, Apr. 16** The team begins its first playoff series as the Phoenix Coyotes, taking on the Anaheim Mighty Ducks in the best-of-seven Western Conference Quarterfinals.
- 1997, Apr. 20** The Coyotes play the first ever NHL playoff game in Phoenix. After a marketing campaign that popularized the phrase "It's not hockey...it's playoff hockey," thousands of fans come dressed in white as the "White Out" hits the desert for the first time. The team wins their first home playoff game as the Coyotes, defeating Anaheim 4-1.
- 1997, May 6** Don Hay relieved of his duties as head coach of the Coyotes.
- 1997, June 9** Jim Schoenfeld named head coach of the Coyotes in a press conference at America West Arena.
- 1997, June 17** CEO & governor Richard Burke, president Shawn Hunter, and vice president of hockey administration Mike O'Hearn participate in a groundbreaking ceremony for the Coyotes new practice facility, near the intersection of Pima and Bell Roads in North Scottsdale, Arizona.
- 1997, Sept. 12** Coyotes owner Richard Burke announces that his partner and co-owner Steven Gluckstern will sell his share of the Coyotes franchise to Burke and attempt to purchase the New York Islanders franchise, pending the approval of the NHL's Board of Governors. Burke assumes sole ownership of the Coyotes.
- 1997, Dec. 14** Right wing Mike Gartner scores his 700th career NHL goal, becoming only the 5th player in NHL history to reach this milestone. Only Wayne Gretzky, Gordie Howe, Marcel Dionne, and Phil Esposito shared this accomplishment with Gartner.
- 1998, June 5** The grand opening of the Cellular One Ice Den is held, as the Coyotes new north Scottsdale practice facility becomes available for public use. B.G. Ice, Inc. is created to handle the team's ventures into the ice facility business.
- 1998, Dec. 17** The Scottsdale City Council votes in favor (4-3) of forming a "Stadium District" for funding a 92-acre redevelopment of the Los Arcos Mall in South Scottsdale. As a part of the redevelopment, the Coyotes plan to include a new 19,000 seat arena and practice facility.
- 1999, Jan. 18** Citizens of Scottsdale submit over 5,000 petition signatures to call for a referendum election on the formation of the Stadium District. The Scottsdale city election is scheduled for May 18, 1999.
- 1999, Jan. 24** For the first time in franchise history, four players represent the team at the NHL All-Star Game. Nikolai Khabibulin, Teppo Numminen, Jeremy Roenick and Keith Tkachuk all play in the game at the Ice Palace in Tampa, Florida. Numminen was named as a starter for the World team. In addition, head coach Jim Schoenfeld served as an assistant coach for the North American team.
- 1999, Jan. 28** Rick Tocchet scores his 400th NHL career goal, becoming the 52nd player in NHL history to reach this milestone.
- 1999, Feb. 3** The Coyotes unveil their new alternate or "third" jersey at Alice Cooper's town in Phoenix. The team wore the new uniforms 10 times during the remainder of the regular season.
- 1999, May 18** Scottsdale voters overwhelmingly vote (63%) to support the Coyotes efforts to build a new arena as part of a 92-acre shopping mall redevelopment at Los Arcos by forming the "Los Arcos Multipurpose Facilities District." With the victory, a second vote on the final redevelopment plan and financing is scheduled for Nov. 2, 1999.
- 1999, May 24** Jim Schoenfeld is relieved of his duties as head coach of the Coyotes.
- 1999, June 16** Bob Francis named head coach of the Coyotes in a press conference at the Scottsdale Princess.
- 1999, Sept. 27** The Coyotes host their first ever Cool Coyotes Field Trip when they play the San Jose Sharks in a preseason game. Over 16,000 elementary school students get to watch a free hockey game at America West Arena as part of their educational curriculum. The event is the largest kids event ever undertaken by the Coyotes.
- 1999, Oct. 26** Rick Tocchet plays in his 1,000th NHL game at Edmonton.



- 1999, Nov. 2** In a second arena election, voters in Scottsdale and the partnering cities of Fountain Hills and Guadalupe once again vote in strong favor (59%) of the Los Arcos project. The use of the "Los Arcos Multipurpose Facilities District" is approved as a development and financing mechanism to build a new arena for the Coyotes (and complete mall redevelopment) at the intersection of Scottsdale and McDowell Roads.
- 2000, Apr. 18** Coyotes owner Richard Burke signs a deal that gives Steve Ellman (the developer of the redevelopment project at Los Arcos) until June 30 to buy the team.
- 2000, May 26** Developer Steve Ellman makes \$10 million deposit to Richard Burke to begin purchase of team and announces Wayne Gretzky (the NHL's all-time greatest player) will join the new Coyotes ownership group under Los Arcos Sports, LLC.
- 2000, June 2** Wayne Gretzky is introduced to the Arizona public at a national media gala held at the Scottsdale Princess. Steve Ellman announces he will accept the position of chairman of Los Arcos Sports, LLC. It is also announced that Gretzky will be the managing partner in charge of hockey operations and Shawn Hunter will be the president.
- 2000, Nov. 1** Goaltender Sean Burke earns the NHL Player of the Month for October. He posts a 7-1-1 record, 1.54 goals against average and .950 save percentage, helping the Coyotes to their best start in franchise history.
- 2000, Nov. 15** Brad May receives a 20-game suspension by the NHL for a slashing incident at Columbus on Nov. 11. The suspension is one of the longest in NHL history.
- 2000, Dec. 11** The NHL's Board of Governors votes unanimously to approve the purchase of the Coyotes by the ownership group headed by Steve Ellman and Wayne Gretzky pending the closing of the transaction.
- 2000, Dec. 28** The NHL announces the completion date of the sale of the Coyotes is extended to Feb. 15 by mutual agreement of the parties involved.
- 2001, Feb. 15** The sale of the Coyotes is finalized as the new ownership group led by Steve Ellman, Wayne Gretzky, Jerry Moyes and Shawn Hunter purchase the team from former owner Richard Burke.
- 2001, Feb. 17** Bobby Smith is relieved of his duties as general manager. Cliff Fletcher replaces Smith as the team's executive vice-president and general manager.
- 2001, Feb. 21** The Coyotes officially welcome Wayne Gretzky to the organization with the "Welcome Wayne White Out" – the first-ever regular season White Out.
- 2001, Feb. 23** Jeremy Roenick scores his 400th NHL career goal at Buffalo, becoming only the 3rd U.S.-born player in NHL history to score 400 goals.
- 2001, Mar. 5** Nikolai Khabibulin is traded to Tampa Bay with Stan Neckar for Paul Mara, Mike Johnson, Ruslan Zainullin and a 2nd round pick in the 2001 NHL Entry Draft.
- 2001, Mar. 13** Keith Tkachuk is traded to St. Louis for Michal Handzus, Ladislav Nagy, Jeff Taffe and a 1st round pick in the 2002 Entry Draft.
- 2001, Apr. 11** Unable to come to an agreement with the City of Scottsdale for a new arena at Los Arcos, the Coyotes turn to the City of Glendale. The Glendale City Council votes to approve a new arena for the Coyotes at the intersection of the 101 Freeway and Glendale Avenue.
- 2001, Aug. 28** Michael Barnett is named general manager. Cliff Fletcher ascends to the role of senior executive vice president of hockey operations.
- 2001, Sept. 15** The Coyotes name Teppo Numminen Captain
- 2001, Oct. 18** Teppo Numminen plays in his 951st game with the franchise. He becomes the franchise's all-time games played leader, surpassing Thomas Steen's 950.
- 2001, Nov. 27** The Glendale City Council unanimously approves the final development agreement that paves the way for construction of the Coyotes' new state-of-the-art arena as part of a 223-acre, mixed-use project near Loop 101 and Glendale Avenue. The entire project, which will be developed by The Ellman Companies, will consist of up to six million square feet of retail, entertainment, dining, office and residential development.
- 2002, Mar. 3** Teppo Numminen plays in his 1,000th NHL game vs Columbus. He becomes the first player in franchise history to play in 1,000 Coyotes/Jets games.
- 2002, Mar. 20** Jim Lites is named president and chief operating officer taking over the role from Shawn Hunter.
- 2002, Apr. 1** For the second time in two seasons, goaltender Sean Burke earns the NHL's Player of the Month award. He posts a 9-1-0 record, 1.70 goals against average and .940 save percentage in the month of March.
- 2002, Apr. 3** A groundbreaking ceremony for the Coyotes new arena in Glendale is held at the intersection of the Loop 101 & Glendale Avenue. Team owners Steve Ellman, Jerry Moyes and Wayne Gretzky participate in the ceremony along with NHL Commissioner Gary Bettman, Glendale Mayor Elaine Scruggs, the Glendale City Council and Coyotes' players and staff.
- 2002, Apr. 12** Coyotes clinch a berth in the 2002 Stanley Cup playoffs with a completely re-tooled roster. Gone from the previous season are several NHL veterans including former All-Stars Nikolai Khabibulin, Keith Tkachuk and Jeremy Roenick.
- 2002, June 20** Bob Francis wins the Jack Adams Award as the NHL's coach of the year. His father Emile Francis twice won the Coach of the Year award, making them the first father-son coaching tandem in NHL history to win the award.
- 2002, July 10** Head coach Bob Francis agrees to a 4-year contract extension.
- 2002, Nov. 22** Play-by-play commentator Curt Keilback calls his 2,000th NHL game, all with the Coyotes/Jets organization, as the Coyotes play against Florida.
- 2002, Dec. 10** Doug Moss is named president and chief operating officer. He replaces Jim Lites, who vacated the position on Nov. 26.
- 2002, Dec. 26** Head coach Bob Francis becomes the franchise leader for the most games coached at Los Angeles as he surpassed John Paddock's record of 281.
- 2003, Jan. 8** Zac Bierk and Chicago's Michael Leighton become the first goaltenders in NHL history to both earn their first NHL career shutouts in the same game as the teams played to a 0-0 tie. In the game, Bierk makes 40 saves in his first start as a Coyote.
- 2003, Feb. 17** Jerry Moyes and Steve Ellman agree to contribute 100% of their respective ownership interest in both the Coyotes and the new 223-acre arena development project in Glendale to their new company, Coyotes Holdings, LLC. Moyes will own 60% and Ellman 40%. Moyes and Ellman will serve as co-chief executive officers, with Ellman continuing to serve as chairman and governor of the Coyotes.
- 2003, Mar. 6** Paul Ranheim plays in his 1,000th NHL game at St. Louis.
- 2003, Apr. 7** The Coyotes hold a "topping off" ceremony at the new Glendale Arena, marking the completion of vertical construction of the arena.



- 2003, July 22** Teppo Numminen is traded to the Dallas Stars in exchange for Mike Sillinger and a conditional draft choice. Numminen, who had played his entire 15-year NHL career with the Phoenix Coyotes/Winnipeg Jets organization, leaves the Coyotes as the franchise's all-time leader in games played (1,098) as well as defenseman goals (108), assists (426) and points (534).
- 2003, Sept. 3** In a ceremony held at Arizona Mills Mall, the Coyotes unveil their new logo and uniforms. Team owners Steve Ellman, Jerry Moyes and Wayne Gretzky along with several players are on hand for the announcement.
- 2003, Sept. 10** The Coyotes name Shane Doan Captain
- 2003, Dec. 27** After seven and a half seasons in the Valley, the Coyotes finally open their very own arena in Glendale. Before a "standing room only" crowd of 19,052 at Glendale Arena, the Coyotes lose to the Nashville Predators, 3-1.
- 2003, Dec. 31** The Coyotes notch their first-ever victory at Glendale Arena with a 4-0 shutout of the Los Angeles Kings.
- 2004, Jan. 9** Brian Boucher sets an NHL modern-era record with his fifth consecutive shutout, making 21 saves in a 2-0 win at Minnesota. Boucher also eclipsed another NHL modern-era record in the same game when he surpassed Bill Durnan's shutout sequence of 309:21 (set in 1948-49). Boucher's shutout sequence would finish at 332:01 when he allowed a goal at 6:16 of the 1st period against Atlanta on Jan. 11.
- 2004, Feb. 9** Sean Burke is traded to Philadelphia along with Branko Radivojevic and the rights to Ben Eager in exchange for Mike Comrie.
- 2004, Feb. 24** Bob Francis is relieved of his duties as head coach of the Coyotes. Rick Bowness takes over as interim head coach for the remainder of the season.
- 2004, Apr. 29** The Coyotes hold their first-ever Town Hall meeting for season ticket holders at Glendale Arena. Team executives Steve Ellman, Wayne Gretzky, Doug Moss, Cliff Fletcher and Mike Barnett answer questions for three and a half hours.
- 2004, Aug. 6** Brett Hull, the NHL's third all-time leading goal scorer, signs as a free agent.
- 2004, Aug. 10** The Coyotes temporarily un-retire No. 9 – which was retired by the franchise in honor of Hall of Famer Bobby Hull – so that Bobby Hull's son Brett Hull can wear No. 9 as a Coyote.
- 2004, Nov. 18** The Coyotes stage the first-ever "99 Hours of Hockey" event at Glendale Arena. Over 12,000 fans come out to watch a total of 55 hockey games including youth, high school, adult and university teams during the week-long event.
- 2005, Aug. 8** In the biggest announcement in franchise history, Wayne Gretzky is named head coach of the Coyotes. Gretzky, who becomes a head coach for the first time, continues in his role as managing partner in addition to his coaching duties. On the same day, he names Barry Smith, Rick Bowness and Rick Tocchet as his associate coaches.
- 2005, Oct. 5** Wayne Gretzky makes his regular season coaching debut as the Coyotes lose 3-2 at Vancouver.
- 2005, Oct. 8** Wayne Gretzky earns his first win as an NHL head coach as the Coyotes defeat the Minnesota Wild 2-1 in the club's home opener.
- 2005, Oct. 8** In a ceremony at Glendale Arena, the team unveils the Coyotes Ring of Honor with Wayne Gretzky (No. 99) and Bobby Hull (No. 9) as the initial members.
- 2005, Oct. 15** Brett Hull announces his retirement after 19 NHL seasons. A future Hockey Hall of Famer, Hull leaves as the NHL's active goal-scoring leader with an amazing 741 goals, which also ranks third on the NHL's all-time goal scoring list (trailing only Wayne Gretzky's 894 and Gordie Howe's 801).
- 2005, Oct. 27** Curtis Joseph earns his 400th NHL victory in a 3-2 win over Calgary.
- 2005, Nov. 8** Yanick Lehoux scores a goal on his first NHL shift just 65 seconds into his NHL debut. The goal is the fastest goal ever by a Coyotes/Jets player making his NHL debut.
- 2006, Jan. 21** Former Winnipeg Jet Thomas Steen and his retired No. 25 officially join Wayne Gretzky's No. 99 and Bobby Hull's No. 9 in the Coyotes Ring of Honor in a ceremony at Glendale Arena. Steen, who played his entire 14-year NHL career with the Jets, is in attendance.
- 2006, Apr. 8** Geoff Sanderson plays in his 1,000th NHL game vs. Dallas.
- 2006, Apr. 13** Jerry Moyes and Steve Ellman announce an agreement for Moyes to assume majority ownership control of the Phoenix Coyotes, Glendale Arena and Arizona Sting (NLL) while Ellman assumes majority ownership control of the Westgate City Center development. Wayne Gretzky retains his ownership interest in both ventures. Jeff Shumway is named chief executive officer for the Coyotes.
- 2006, May 31** Wayne Gretzky signs a 5-year contract extension to remain as head coach of the Coyotes through the 2010-11 season.
- 2006, Oct. 5** Coyotes kick off the "Decade in the Desert" season with 6-3 win over New York Islanders at Glendale Arena. Steven Reinprecht posts career-high five points with a goal and four assists in the victory.
- 2007, Jan. 4** Curtis Joseph makes 29 saves in a 2-0 shutout of the Carolina Hurricanes to garner his 438th career victory and surpass Hall of Famer Jacques Plante for fifth place on the NHL's all-time wins list.
- 2007, Feb. 15** In his 11th season with the franchise, captain Shane Doan signs a five-year contract extension with the Coyotes. Doan ranks in the top five in franchise history in goals, assists, and games played.
- 2007, Apr. 5** Former Winnipeg Jet Dale Hawerchuk and his retired No. 10 officially join Wayne Gretzky's No. 99, Bobby Hull's No. 9 and Thomas Steen's No. 25 in the Coyotes Ring of Honor in a ceremony at Glendale Arena.
- 2007, Apr. 10** Associate coach Barry Smith resigns to accept head coaching/director of hockey operations position with SKA St. Petersburg.
- 2007, Apr. 11** Senior Executive Vice President of Hockey Operations Cliff Fletcher, General Manager Michael Barnett and Assistant General Manager Laurence Gilman are relieved of duties.
- 2007, May 29** Don Maloney becomes the 7th general manager in franchise history.
- 2007, July 18** Brad Treliving signs multi-year contract to become assistant general manager.
- 2007, Sept. 15** Coyotes unveil their redesigned, RBK Edge uniforms.
- 2007, Nov. 17** Goaltender Ilya Bryzgalov is claimed off waivers from the Anaheim Ducks and posts a 1-0 shutout over the Los Angeles Kings in his Coyotes debut the very same day.



- 2008, Jan. 23** Ilya Bryzgalov signs a three-year contract with the Coyotes.
- 2008, Feb. 18** Wayne Gretzky records his 100th career win as head coach of the Coyotes with a 4-0 win over Los Angeles.
- 2008, Mar. 1** Shane Doan scores his 20th goal of the season, giving him eight consecutive 20-goal seasons.
- 2008, Apr. 3** Kyle Turris, the third overall pick in the 2007 NHL Entry Draft, makes his Coyotes debut.
- 2008, July 10** Doug Sulliman is hired as Assistant Coach.
- 2008, Nov. 28** Coyotes unveil their new black third jerseys in a 2-1 win over the Colorado Avalanche.
- 2009, Mar. 12** Shane Doan plays in his 951st career game, all with the Coyotes, to move into second place on the franchise's all-time list.
- 2009, Apr. 1** Al Montoya becomes the first goalie in franchise history to record a shutout in his NHL debut, backstopping the Coyotes to a 3-0 win over Colorado.
- 2009, Sept. 21** Dave King hired as assistant coach.
- 2009, Sept. 24** Wayne Gretzky announces his resignation as head coach and director of hockey operations of the Phoenix Coyotes.
- 2009, Sept. 24** Dave Tippett is introduced as the 17th head coach in franchise history.
- 2009, Oct. 3** Coyotes open 2009-10 season with a 6-3 win at Los Angeles in Dave Tippett's first game as head coach of the team.
- 2009, Oct. 10** In the team's Home Opener, a 2-0 loss to Columbus, the Coyotes hold a "Welcome Back WhiteOut" in the first WhiteOut of any kind at Jobing.com Arena
- 2009, Dec. 17** Shane Doan plays in his 1,000th career NHL regular season game in a 2-1 shootout win at Columbus. Doan becomes the second player in franchise history to reach 1,000 games, joining only Teppo Numminen, as well as the 42nd player in NHL history to reach 1,000 games with one franchise and the 24th player to attain the milestone with the team that drafted him.
- 2009, Dec. 29** The Coyotes defeat the Vancouver Canucks, 3-2 in a shootout, to win their 10th consecutive home game, setting a new franchise record for longest home winning streak. The 10-game home winning streak began with a 3-1 win over Philadelphia on Nov. 21.
- 2010, Jan. 30** Defenseman Teppo Numminen's No. 27 is inducted into the Coyotes Ring of Honor in a pre-game ceremony, joining Wayne Gretzky's No. 99, Bobby Hull's No. 9, Dale Hawerchuk's No. 10 and Thomas Steen's No. 25.
- 2010, Mar. 6** Ilya Bryzgalov shuts out Anaheim, 4-0, to earn his 34th win of the season and set a new franchise record for most wins by a goaltender in a single season. Bryzgalov would finish the 2009-10 campaign with 42 victories.
- 2010, Mar. 18** The Coyotes set a new franchise record by winning their 44th game of the season with a 4-3 shootout win at Florida.
- 2010, Mar. 21** The Coyotes beat the Dallas Stars, 4-3 in a shootout, to win their ninth straight game, tying the franchise record for longest winning streak while also setting a new franchise mark for most points in a season (97).
- 2010, Mar. 27** Phoenix defeats Colorado by a 6-2 score to notch the first-ever 100-point season in franchise history. Earlier in the day, the Coyotes clinched their first playoff berth since 2002.
- 2010, Apr. 8** With a 3-2 shootout victory at Los Angeles, the Coyotes improve to 50-25-6 on the season, marking the first 50-win season in franchise history. Phoenix would finish the 2009-10 regular season at 50-25-7 for 107 points, making them the fourth seed in the Western Conference for the Stanley Cup Playoffs
- 2010, Apr. 14** The Coyotes host the Detroit Red Wings for Game 1 of their Western Conference Quarterfinal series in the first-ever playoff game at Jobing.com Arena in Glendale and come away with a 3-2 victory.
- 2010, Apr. 27** The most successful season in Coyotes/Jets franchise history comes to an end as the Red Wings defeat the Coyotes 6-1 in Game 7 of their playoff series.
- 2010, June 3** GM Don Maloney receives the inaugural NHL General Manager of the Year Award
- 2010, June 23** At the 2010 NHL Awards in Las Vegas, Dave Tippett wins the Jack Adams Award, Shane Doan receives the King Clancy Memorial Trophy and Ilya Bryzgalov finishes as the runner-up for the Vezina Trophy while being named to the 2009-10 NHL Second All-Star Team
- 2010, June 30** Chief Financial Officer Mike Nealy is promoted to Chief Operating Officer, replacing President and Chief Operating Officer Douglas Moss, who had served in that role since 2002
- 2010, Oct. 9** The Coyotes open the 2010-11 regular season in Prague, Czech Republic against the Boston Bruins as part of Compuware NHL Premiere
- 2010, Oct. 16** Phoenix hosts the Detroit Red Wings in the home opener in a rematch of the 2010 Western Conference Quarter-final
- 2010, Nov. 3** Ed Jovanovski records the first hat trick by a defenseman in the history of the franchise against the Nashville Predators
- 2010, Dec. 26** Ed Jovanovski plays in his 1,000th career NHL regular season game in a 1-0 shutout win at Dallas. Jovanovski becomes only the third player in franchise history to reach 1,000 games joining Shane Doan and Teppo Numminen
- 2011, Jan. 13** The Coyotes win their 1,000 game in Winnipeg/Phoenix franchise history defeating the Toronto Maple Leafs 5-1.
- 2011, Jan. 25** Defenseman Keith Yandle is selected to the 2011 All-Star game in Raleigh, N.C.
- 2011, Jan. 31** Keith Yandle is named the NHL's Second Star for the month of January. Yandle tallied 17 points, recording three goals and 14 assists in 14 games as the Coyotes went 8-4-2 in January. He registered points in 11 of 14 games, closing the month with a nine-game point streak – the league's longest active streak at the All-Star break.
- 2011, Feb. 23** Shane Doan becomes the new franchise leader in all-time games played (1,119), passing former captain and teammate Teppo Numminen.
- 2011, Mar. 20** Defenseman Adrian Aucoin plays in his 1,000th career NHL regular season game in a 2-1 loss vs. Chicago. Aucoin becomes only the fourth player in franchise history to reach 1,000 games joining Ed Jovanovski, Shane Doan and Teppo Numminen.
- 2011, Mar. 22** The Coyotes won their 40th game of the season defeating the Blues 2-1 at Jobing.com Arena; it marked the first time in franchise history the team recorded two consecutive seasons with 40+ wins (franchise record 52 in 09/10).
- 2011, Apr. 8** Ilya Bryzgalov becomes the franchise's all-time winningest goaltender recording his 130th victory as a member of the Coyotes, defeating the Sharks 4-3.
- 2011, Apr. 18** The Coyotes host the Detroit Red Wings in Game 3 of the 2011 Western Conference Quarter-Final.
- 2011, Oct. 15** Phoenix hosts the re-born Winnipeg Jets in its 2011-12 home opener, defeating the Jets 4-1
- 2011, Oct. 25** Shane Doan scores his 300th career NHL goal versus the Dallas Stars
- 2011, Dec. 1** Phoenix visits Winnipeg to face the Jets - first regular season meeting since leaving in 1996



- 2011, Dec. 23** Keith Tkachuk is inducted into the Coyotes' Ring of Honor
- 2012, Jan. 7** Shane Doan records his first career NHL hat trick versus the N.Y. Islanders (5-1)
- 2012, Jan. 18** Keith Yandle is selected to his second consecutive NHL All-Star Game (Ottawa, Ont.)
- 2012, Feb. 11** Jeremy Roenick is inducted into the Coyotes' Ring of Honor
- 2012, Feb. 28** The Coyotes finish the month of February as the NHL's hottest team (11-0-1)
- 2012, Mar. 1** Mike Smith is named the NHL's First Star of the Month (February)
- 2012, Mar. 25** Derek Morris appears in his 1,000th career NHL game versus the St. Louis Blues
- 2012, Mar. 31** Ray Whitney collects his 1,000th NHL point (assist) versus the Anaheim Ducks
- 2012, Apr. 3** Mike Smith stops an NHL-record 54 shots in a shutout victory against the Columbus Blue Jackets
- 2012, Apr. 7** The Coyotes defeat the Minnesota Wild capturing their first division title in franchise history
- 2012, Apr. 8** Mike Smith named the NHL's First Star of the Week for Apr. 2-8
- 2012, Apr. 12** Phoenix hosts the Chicago Blackhawks in Game 1 of the Western Conference Quarter-final
- 2012, Apr. 23** The Coyotes defeat the Blackhawks 4 games to 2, securing their first postseason series victory since the franchise moved to Phoenix in 1996
- 2012, Apr. 27** Phoenix hosts the Nashville Predators in Game One of the Western Conference Semi-final
- 2012, May 7** The Coyotes defeat the Predators 4 games to 1, advancing to their first Conference Final in franchise history
- 2012, May 13** The Coyotes host the Los Angeles Kings in Game One of the Western Conference Final
- 2012, May 22** The Coyotes lose to the Kings in five games (4-1) in the Western Conference Final
- 2012, June 21** Shane Doan receives the 2011-12 Mark Messier Leadership Award
- 2012, June 21** Ray Whitney named to the NHL's Second All-Star Team
- 2012, July 10** Sean Burke signed to a multi-year contract extension; named Assistant to the General Manager
- 2012, Sept. 14** Shane Doan re-signed to a four-year contract
- 2013, Jan. 20** The Coyotes raise their 2011-12 Pacific Division Championship banner prior to the 2012-13 home opener against the Chicago Blackhawks
- 2013, Jan. 20** Shane Doan played in his 1,200th career NHL game versus the Chicago Blackhawks
- 2013, Mar. 4** Shane Doan records his 800th career point versus the Anaheim Ducks
- 2013, Mar. 15** Oliver Ekman-Larsson signs six-year contract extension
- 2013, Mar. 28** Steve Sullivan appeared in his 1,000th career NHL game versus the Nashville Predators
- 2013, May 24** General Manager Don Maloney agreed to a long-term contract extension
- 2013, June 13** Assistant General Manager Brad Treliving agreed to a multi-year contract extension
- 2013, June 21** Head Coach Dave Tippett agreed to a long-term contract extension
- 2013, June 30** Mike Smith agreed to a six-year contract
- 2013, July 10** Newell Brown hired as assistant coach

- 2013, Aug. 6** IceArizona completed its purchase and assumes control of the franchise from the NHL. George Gosbee is named Coyotes Executive Chairman and Governor. Anthony LeBlanc is named Alternate Governor.
- 2013, Nov. 2** Dave Tippett becomes the all-time winningest coach in franchise history with his 166th career win with the Coyotes, a 3-2 shootout victory against the San Jose Sharks
- 2013, Dec. 10** Antoine Vermette appeared in his 700th career NHL game against the Colorado Avalanche
- 2014, Jan. 28** Shane Doan records his 500th career NHL assist versus the Los Angeles Kings
- 2014, Mar. 13** Shane Doan appeared in his 1,300th career NHL game against the Boston Bruins

ARIZONA COYOTES (2014-Present)

- 2014, June 27** The franchise is officially renamed the Arizona Coyotes at the 2014 NHL Entry Draft at the Wells Fargo Center in Philadelphia, Pa.
- 2014, July 3** Darcy Regier signed to a multi-year contract to serve as Senior Vice President & Assistant General Manager
- 2014, Sept. 10** Jobing.com Arena renamed Gila River Arena
- 2014, Nov. 29** Dave Tippett coaches in his 400th game with the Coyotes
- 2014, Dec. 20** Dave Tippett coaches in his 900th game as an NHL head coach
- 2014, Dec. 31** Andrew Barroway's agreement to purchase 51% of the franchise is approved by the NHL Board of Governors
- 2015, Jan. 25** Defenseman Oliver Ekman-Larsson appears in the 2015 All-Star game in Columbus, Ohio
- 2015, Feb. 28** Antoine Vermette is traded to Chicago in exchange for Klas Dahlbeck and a 1st round draft choice in the 2015 Entry Draft
- 2015, Mar. 1** Keith Yandle is traded to the NY Rangers along with Chris Summers and a 4th round draft choice in the 2016 Entry Draft in exchange for Anthony Duclair, John Moore, a 1st round draft choice in the 2016 Entry Draft and a 2nd round draft choice in the 2015 Entry Draft
- 2015, Mar. 2** Zbynek Michalek is traded to St. Louis in exchange for Maxim Letunov and a conditional 3rd round draft choice in the 2015 Entry Draft
- 2015, Mar. 5** The Coyotes wear the franchise's black Kachina original jerseys that the team wore from 1996 – 2003 on Throwback Night vs. the Vancouver Canucks
- 2015, Apr. 18** Arizona wins the 3rd overall selection in the 2015 NHL Entry Draft at the Draft Lottery in Toronto, Ont.
- 2015, June 1** John Chayka is named Assistant General Manager, Analytics and Chris O'Hearn is appointed Assistant General Manager, Hockey Operations
- 2015, June 26** Arizona selects center Dylan Strome of the Erie Otters (OHL) with the 3rd overall choice in the 2015 NHL Entry Draft
- 2015, June 26** Connor Murphy, Max Domi, Brendan Perlini and Christian Dvorak unveil the Coyotes' new home and away jerseys and uniforms in the team's first major uniform change since 2003.
- 2015, July 1** Antoine Vermette and Zbynek Michalek rejoin the Coyotes as both agree to two-year contracts
- 2015, July 8** John Slaney is hired as an Assistant Coach
- 2015, July 28** Jon Elkin and Corey Schwab are named goaltending coaches



WINNIPEG JETS



Joe Daley

1979-80: When the Winnipeg Jets joined the National Hockey League in 1979, they made their debut in new jerseys that were white with a wide blue stripe and two thin red stripes that ran from the collar over the outer arm to the wrist. The logo was the word "JETS" spelled out inside a circle. The "J" in Jets was represented by a hockey stick. A smaller circle with the outline of a commercial jet airliner found itself in the hook of the "J." Underneath "Jets" was the word "Winnipeg" spelled out. The logo had been with the team for three AVCO Cup Championships in the World Hockey Association and would remain with the team as the transition was made from WHA to NHL.



Bobby Hull

1987-88: The Jets made an addition to their uniform to acknowledge the official charity of the Winnipeg Jets, the Winnipeg Jets Goals for Kids Foundation. The Jets placed a Goals For Kids shoulder patch on the existing uniform to recognize the work that the Goals For Kids Foundation did to benefit the children of Manitoba.



Dale Hawerchuk

1990-91: The Jets came up with a new logo and uniform, "emblematic of a new era of professional hockey in Winnipeg." The new logo depicted a circle with the words "Winnipeg Jets" written in a slanted fashion to show speed, and a shadow of a jet plane with a trail of vapor going through the word "Jets." The "J" in "Jets" is once again portrayed as a hockey stick. The new jerseys were white with a wide blue stripe in the middle of two thin red stripes (touching each other) circling the elbows of the sleeves and at the waist. The road jerseys reversed the blue and the white from the home jerseys.




Shane Doan

1995-96: As the team played its last season in Winnipeg as the Jets, the last 10 games of the regular season and the playoffs saw the addition of a commemorative "Season to Remember" patch added to the right breast of both the home and road jerseys.



ARIZONA COYOTES



1996-97: With the dawn of a new era as the Phoenix Coyotes, it was time for a new uniform and logo to represent the team. The logo depicted a Kachina style coyote standing upright with a hockey stick; the most striking feature was the mask drawn in the Southwestern style to show off the team's new colors: forest green, brick red, sand, sienna, and purple. The home jersey was predominantly white with green and black accent colors and brick pattern borders around the elbows of the sleeves and waist. The road jersey's main color was black with accent colors of brick red and green. A shoulder patch recognized the Phoenix Coyotes Goals For Kids Foundation while the club's secondary logo (a purple circle with a white "C" moon inside, intersected by the words "Phoenix Coyotes") occupied the other shoulder. The new uniform was completed with matching socks and solid black pants.

1998-99: The Coyotes decided to further extend the team's identity by adding a third uniform. A true expression of the American Southwest, this alternate jersey first appeared mid-season (Feb. 6, 1999). The large Coyote head served as the primary logo with the trim of the jersey revealing a desert scene at night with two saguaro cacti in the foreground and the Coyote moon rising over the desert mountain landscape. A desert-dwelling nocturnal lizard known as the gecko decorated each shoulder. Matching socks and solid black pants finished the uniform.

2003-04: With the opening of their new arena in Glendale, the time had come for a new set of logos and uniforms to reflect the aggressiveness and excitement of Coyotes hockey in the new arena while maintaining ties to seven years of Arizona history. The official Coyotes colors were now brick red, desert sand and black – three colors that were all included in the original Coyotes logo. The logos, uniforms and arena all predominantly feature the brick red color. The primary logo is an aggressive coyote howling at the moon that contains key elements carried over from the original logo including the two-tone face with zig-zag black markings down the middle of the logo, three pieces of mane leading down to the neck and triangular markings in the ear and chin. Additionally, the Coyotes logo includes four triangles (also borrowed from the original logo) across the bridge of the snout, representative of the Four Peaks. There are two secondary logos: a representation of Arizona featuring the letters "PHX" underneath a striped pattern that mirrors the state flag and a new version of the desert crescent moon with a slightly altered geometric shape as well as new colors. The uniforms have a traditional hockey feel and feature the primary Coyotes logo on the chest along with the secondary "PHX" patch on the right shoulder. The home jersey is predominantly brick red with a white, three-stripe pattern on the arms and at the waist, and also features a lace-up collar. The road jersey is predominantly white with the same striping pattern as the home jersey featured in brick red but includes a V-shaped collar instead of laces.

2007-08: Along with the entire NHL, the Coyotes switched to a new, technologically-advanced uniform featuring fabrics that were more form fitting and aerodynamic as well as breathable and water-repellant. Lighter fabric and stretch material resulted in more comfort and freedom of movement for the players. Brick red covered the shoulders on the white jerseys to give the state of the art uniform a retro look. On both the dark and white jerseys, striping was removed from the bottom, a lace-up collar was featured, and the "PHX" patch was moved from the right to left shoulder.


2008-09: The Coyotes introduced a black third jersey and wore them for the first time on Nov. 28, 2008 when the team hosted the Colorado Avalanche. The goal of the initiative was to create a new look that gave Coyotes fans elements they hadn't seen in the uniform before. A leaping coyote logo - a full body interpretation of the Coyotes crest - was selected for the new alternate jersey, aggressively leaping forward depicting the athletic, determined nature of NHL hockey. Two new Coyotes alternate logos were also introduced to accompany the classic Coyotes crest and leaping coyote, including a new "Phoenix Coyotes" script word mark and Coyotes paw print. The new script word mark provided a traditional look, while the Coyotes paw print design symbolized the unity of the Coyotes pack. The black jersey was accented with brick red and desert sand, the Coyotes' official colors.

2014-15: With the franchise officially renamed the Arizona Coyotes on June 27, the team's jerseys now featured a left shoulder patch with 'AZ'.

2015-16: In the franchise's first major uniform overhaul since 2003, the Coyotes unveiled new home and away jerseys and uniforms as well as a new secondary logo prior to the 2015-16 season. The body of the Coyotes home and away jerseys remains unchanged but the new jerseys feature an original sleeve stripe designed to connect with Arizona's distinctive striated landscape. These bold sleeves, along with a striking black pant, will be worn both at home in Glendale and on the road. The new red jersey shoulder patch features a coyote's paw "A" mark, an icon built for Arizona's hockey fans; while the white jersey shoulder will carry an updated "AZ" mark, connecting back to the new word mark. Finally, a uniquely Southwestern pattern in the jersey's neckline connects the Coyotes to the legacy of Arizona. This updated uniform features Reebok's latest technological innovations and represents an industry leading commitment to the best for the athlete.



Teppo Numminen




Paul Mära



Mike Smith




Shane Doan



Zbynek Michalek



Shane Doan



Max Domi



1

Pierre Hamel.....1979-80 to 1980-81
 Brian Hayward.....1982-83 to 1985-86
 Mike O'Neill.....1991-92 to 1993-94
 Parris Duffus.....1996-97 to 1996-97
 Sean Burke.....1999-00 to 2003-04
 Brent Johnson.....2003-04 to 2003-04
 Mike Morrison.....2006-07 to 2006-07
 David Aebischer.....2007-08 to 2007-08
 Jason LaBarbera.....2009-10 to 2012-13
 Thomas Greiss.....2013-14 to 2013-14

2

Mike Amodeo.....1979-80 to 1979-80
 Moe Mantha.....1980-81 to 1983-84
 Dave Ellett.....1984-85 to 1990-91
 Boris Mironov.....1993-94 to 1993-94
 Neil Wilkinson.....1994-95 to 1995-96
 Norm Maciver.....1995-96 to 1995-96
 Murray Baron.....1996-97 to 1997-98
 Bryan Helmer.....1998-99 to 1998-99
 David Cullen.....2000-01 to 2000-01
 Todd Simpson.....2000-01 to 2002-03
 Todd Reirden.....2003-04 to 2003-04
 Derek Morris.....2003-04 to 2003-04
 Keith Ballard.....2005-06 to 2007-08
 Ken Klee.....2008-09 to 2008-09
 Jim Vandermeer.....2009-10 to 2009-10
 David Rundblad.....2011-12 to 2013-14

3

Al Cameron.....1979-80 to 1979-80
 Ross Cory.....1979-80 to 1980-81
 Tim Watters.....1981-82 to 1981-82
 Bryan Maxwell.....1981-82 to 1983-84
 Robert Picard.....1983-84 to 1985-86
 Dan McFall.....1985-86 to 1985-86
 Bryan Marchment.....1988-89 to 1990-91
 Dean Kennedy.....1991-92 to 1991-92
 Sergei Bautin.....1992-93 to 1993-94
 Dave Manson.....1993-94 to 1994-95
 Brent Thompson.....1995-96 to 1996-97
 Keith Carney.....1997-98 to 2000-01
 Bryan Helmer.....2003-04 to 2003-04
 Denis Gauthier.....2005-06 to 2005-06
 Keith Yandle.....2006-07 to 2014-15

4

Lars-Erik Sjoberg.....1979-80 to 1979-80
 Barry Legge.....1980-81 to 1981-82
 Wade Campbell.....1982-83 to 1985-86
 Bengt Lundholm.....1985-86 to 1985-86
 Fredrik Olausson.....1986-87 to 1993-94
 Stephane Quintal.....1993-94 to 1994-95
 Dave Manson.....1995-96 to 1996-97
 Gerald Diduck.....1996-97 to 1998-99
 Lyle Odelein.....1999-00 to 1999-00
 Ossi Vaananen.....2000-01 to 2003-04
 Zbynek Michalek.....2005-06 to 2009-10
 2012-13 to 2014-15

5

Craig Norwich.....1979-80 to 1979-80
 Barry Legge.....1980-81 to 1980-81
 Danny Geoffrion.....1980-81 to 1981-82
 Bobby Dollas.....1983-84 to 1985-86
 Guy Gosselin.....1987-88 to 1987-88
 Todd Fichel.....1989-90 to 1989-90
 Kent Paynter.....1991-92 to 1991-92
 Igor Ulanov.....1992-93 to 1994-95

Deron Quint.....1995-96 to 1999-00
 Kirill Safronov.....2001-02 to 2001-02
 Drake Berehowsky.....2001-02 to 2002-03
 David Tanabe.....2003-04 to 2005-06
 Jamie Rivers.....2005-06 to 2005-06
 Matt Jones.....2006-07 to 2007-08
 Chris Summers.....2010-11 to 2010-11
 Connor Murphy.....2013-14 to 2014-15

6

Barry Melrose.....1979-80 to 1980-81
 Barry Legge.....1980-81 to 1981-82
 Jim Kyte.....1983-84 to 1988-89
 Phil Housley.....1990-91 to 1992-93
 Wayne McBean.....1993-94 to 1993-94
 Oleg Tverdovsky.....1995-96 to 1995-96
 Dallas Eakins.....1995-96 to 1996-97
 Jayson More.....1996-97 to 1997-98
 Jamie Huscroft.....1998-99 to 1998-99
 Joel Bouchard.....2000-01 to 2000-01
 Matthew Spiller.....2003-04 to 2005-06
 Brendan Bell.....2006-07 to 2007-08
 David Schlemko.....2008-09 to 2014-15

7

Scott Campbell.....1979-80 to 1980-81
 Tim Watters.....1981-82 to 1987-88
 Brent Ashton.....1988-89 to 1991-92
 Petri Skriko.....1991-92 to 1991-92
 Keith Tkachuk.....1991-92 to 2000-01
 Deron Quint.....2002-03 to 2002-03
 Ivan Novoseltsev.....2003-04 to 2003-04
 Mike Leclerc.....2005-06 to 2005-06

**RECOGNIZED in honor of Keith Tkachuk,
 Dec. 23, 2011**

8

Jimmy Mann.....1979-80 to 1983-84
 Randy Carlyle.....1983-84 to 1992-93
 Teemu Selanne.....1994-95 to 1995-96
 Jim Johnson.....1996-97 to 1997-98
 Daniel Briere.....1998-99 to 2002-03
 Daniel Cleary.....2003-04 to 2003-04
 Geoff Sanderson.....2005-06 to 2005-06
 Niko Kapanen.....2006-07 to 2006-07
 Scottie Upshall.....2008-09 to 2010-11
 Gilbert Brule.....2011-12 to 2011-12
 2013-14 to 2013-14

Matthew Lombardi.....2012-13 to 2012-13
 Tobias Rieder.....2014-15 to 2014-15

9

Bobby Hull.....1979-80 to 1979-80
 Doug Smail.....1980-81 to 1987-88
 Brett Hull.....2005-06 to 2005-06

**RECOGNIZED in honor of Bobby Hull,
 Feb. 19, 1989.**

10

Peter Sullivan.....1979-80 to 1980-81
 Dale Hawerchuk.....1980-81 to 1989-90
 Alexei Zhamnov.....1992-93 to 1995-96
 Brad McCrimmon.....1996-97 to 1996-97
 Oleg Tverdovsky.....1997-98 to 1998-99
 Trevor Letowski.....1999-00 to 2001-02
 Denis Pederson.....2001-02 to 2001-02
 Tony Amonte.....2002-03 to 2002-03

**RECOGNIZED in honor of Dale
 Hawerchuk, Apr. 5, 2007**

Martin Erat.....2013-14 to 2014-15

11

Hilliard Graves.....1979-80 to 1979-80
 Murray Eaves.....1980-81 to 1980-81
 Scott Arniel.....1981-82 to 1985-86
 Gilles Hamel.....1986-87 to 1987-88
 Paul Fenton.....1988-89 to 1990-91
 Scott Arniel.....1990-91 to 1990-91
 Aaron Broten.....1991-92 to 1991-92
 Evgeny Davydov.....1992-93 to 1992-93
 Dave Tomlinson.....1993-94 to 1993-94
 Dallas Drake.....1995-96 to 1999-00
 Daymond Langkow.....2001-02 to 2003-04
 Krystofer Kolanos.....2005-06 to 2005-06
 Oleg Kvasha.....2005-06 to 2005-06
 Owen Nolan.....2006-07 to 2006-07
 Martin Hanzal.....2007-08 to 2014-15

12

Morris Lukowich.....1979-80 to 1984-85
 Dan McFall.....1984-85 to 1985-86
 Peter Douris.....1985-86 to 1987-88
 Dave Hunter.....1988-89 to 1988-89
 Doug Smail.....1988-89 to 1990-91
 Mark Osborne.....1990-91 to 1991-92
 Alan Kerr.....1992-93 to 1992-93
 Rob Murray.....1993-94 to 1995-96
 1998-99 to 1998-99
 Brian Noonan.....1998-99 to 1998-99
 Benoit Hogue.....1999-00 to 1999-00
 Mike Johnson.....2000-01 to 2005-06
 Patrick Fischer.....2006-07 to 2006-07
 Craig Weller.....2007-08 to 2007-08
 Olli Jokinen.....2008-09 to 2008-09
 Paul Bissonnette.....2009-10 to 2013-14
 Justin Hodgman.....2014-15 to 2014-15

13

Dave Christian.....1979-80 to 1982-83
 Hannu Jarvenpaa.....1986-87 to 1986-87
 Alfie Turcotte.....1987-88 to 1988-89
 Teemu Selanne.....1992-93 to 1993-94
 Mike Rupp.....2003-04 to 2005-06
 Daniel Carcillo.....2006-07 to 2008-09
 Ray Whitney.....2010-11 to 2011-12

14

Peter Marsh.....1979-80 to 1980-81
 Tim Trimper.....1980-81 to 1983-84
 John Gibson.....1983-84 to 1983-84
 Jordy Douglas.....1983-84 to 1984-85
 Anssi Melametsa.....1985-86 to 1985-86
 Craig Endean.....1986-87 to 1986-87
 Stu Barnes.....1991-92 to 1993-94
 Randy Gilhen.....1993-94 to 1993-94
 Harijs Vitolinsh.....1993-94 to 1993-94
 Mike Stapleton.....1995-96 to 1998-99
 Tavis Hansen.....1999-00 to 2000-01
 Tyler Bouck.....2001-02 to 2001-02
 Jeff Taffe.....2002-03 to 2005-06
 Steve Gainey.....2005-06 to 2005-06
 Kevyn Adams.....2006-07 to 2006-07
 Pete Vandermeer.....2007-08 to 2007-08
 Alexander Nikulin.....2008-09 to 2008-09
 Nigel Dawes.....2008-09 to 2008-09
 Taylor Pyatt.....2009-10 to 2011-12
 Chris Conner.....2012-13 to 2012-13
 Jeff Halpern.....2013-14 to 2013-14
 Joe Vitale.....2014-15 to 2014-15

15

Dave Hoyda.....1979-80 to 1979-80
 Rick Bowness.....1980-81 to 1980-81
 Richard Mulhern.....1980-81 to 1980-81
 Sandy Beadle.....1980-81 to 1980-81
 Paul MacLean.....1981-82 to 1987-88
 Darren Boyko.....1988-89 to 1988-89
 Pat Elynuik.....1988-89 to 1991-92
 John Druce.....1992-93 to 1992-93
 Harijs Vitolinsh.....1993-94 to 1993-94
 Randy Gilhen.....1993-94 to 1995-96
 Craig Janney.....1996-97 to 1997-98
 Jim Cummins.....1998-99 to 1998-99
 Radoslav Suchy.....1999-00 to 2003-04
 Boyd Devereaux.....2005-06 to 2005-06
 Mike Zigomanis.....2006-07 to 2007-08
 Jeff Hoggan.....2008-09 to 2008-09
 Matthew Lombardi.....2008-09 to 2009-10
 Ryan Hollweg.....2010-11 to 2010-11
 Boyd Gordon.....2011-12 to 2012-13
 Henrik Samuelsson.....2014-15 to 2014-15

16

Larry Hopkins.....1979-80 to 1979-80
 Wayne Dillon.....1979-80 to 1979-80
 Pat Daley.....1979-80 to 1980-81
 Laurie Boschman.....1982-83 to 1989-90
 Eddie Olczyk.....1990-91 to 1992-93
 Stephane Quintal.....1993-94 to 1993-94
 Eddie Olczyk.....1994-95 to 1995-96
 Brad Isbister.....1997-98 to 1998-99
 Robert Reichel.....1998-99 to 1998-99
 Michal Handzus.....2000-01 to 2001-02
 Kelly Buchberger.....2002-03 to 2002-03
 Mike Sillinger.....2003-04 to 2003-04
 Brett Hull.....2005-06 to 2005-06
 Jamie Lundmark.....2005-06 to 2005-06
 Mike York.....2007-08 to 2007-08
 Brian McGrattan.....2008-09 to 2008-09
 Petr Prucha.....2008-09 to 2010-11
 Rostislav Klesla.....2010-11 to 2013-14

17

Bill Lesuk.....1979-80 to 1979-80
 Anders Steen.....1980-81 to 1980-81
 Larry Hopkins.....1981-82 to 1982-83
 Tim Young.....1983-84 to 1983-84
 Jim Nill.....1984-85 to 1987-88
 Dwight Schofield.....1987-88 to 1987-88
 Stu Kulak.....1988-89 to 1988-89
 Phil Sykes.....1989-90 to 1991-92
 Kris King.....1992-93 to 1996-97
 Greg Adams.....1998-99 to 1999-00
 Ladislav Nagy.....2000-01 to 2006-07
 Todd Fedoruk.....2008-09 to 2008-09
 Radim Vrbata.....2007-08 to 2007-08
 2009-10 to 2013-14
 John Moore.....2014-15 to 2014-15

18

Glenn Tomalty.....1979-80 to 1979-80
 Bob Guindon.....1979-80 to 1979-80
 Rick Bowness.....1980-81 to 1980-81
 Serge Savard.....1981-82 to 1982-83
 Bill Derlago.....1985-86 to 1985-86
 Steve Rooney.....1986-87 to 1987-88
 Markku Kyllonen.....1988-89 to 1988-89
 Randy Cunneynworth.....1989-90 to 1989-90
 Scott Arniel.....1990-91 to 1990-91

HISTORY

Lindsay Middlebrook 1979-80 to 1980-81
Doug Soetaert.....1981-82 to 1982-83
Eldon Reddick.....1986-87 to 1988-89
Simon Wheeldon.....1990-91 to 1990-91



Mario Marois1991-92 to 1991-92
 Jim McKenzie1995-96 to 1997-98
 J.J. Daigneault1998-99 to 1999-00
 Drake Berehowsky2001-02 to 2001-02
 Brian Boucher2002-03 to 2005-06
 Adrian Aucoin2009-10 to 2011-12
 Brandon Gormley2013-14 to 2014-15

34

Pierre Hamel1979-80 to 1979-80
 Dave Chartier1980-81 to 1980-81
 Mark Plantery1980-81 to 1980-81
 Dave Silk1985-86 to 1985-86
 Pat Elynuik1987-88 to 1987-88
 Moe Lemay1988-89 to 1988-89
 Gord Donnelly1989-90 to 1991-92
 Dean Kennedy1991-92 to 1991-92
 Darrin Shannon1991-92 to 1997-98
 Ramzi Abid2002-03 to 2002-03
 Frank Banham2002-03 to 2002-03
 Daniel Winnik2007-08 to 2009-10
 Tim Kennedy2013-14 to 2013-14
 Klas Dahlbeck2014-15 to 2014-15

35

Markus Mattsson1979-80 to 1980-81
 Dan Bouchard1985-86 to 1985-86
 Bob Essensa1988-89 to 1993-94
 Nikolai Khabibulin1994-95 to 1998-99
 Zac Bierk2002-03 to 2003-04
 Philippe Sauve2005-06 to 2005-06
 Alex Auld2007-08 to 2007-08
 Al Montoya2008-09 to 2008-09
 Tom Fenton2010-11 to 2010-11
 Louis Domingue2014-15 to 2014-15

36

Iain Duncan1986-87 to 1987-88
 Gord Donnelly1988-89 to 1988-89
 Moe Lemay1988-89 to 1988-89
 Danton Cole1989-90 to 1989-90
 Mike Eagles1990-91 to 1994-95
 Greg Brown1994-95 to 1994-95
 Stewart Malignas1995-96 to 1995-96
 Murray Baron1996-97 to 1996-97
 Juha Ylonen1996-97 to 2000-01
 Krystofer Kolanos2001-02 to 2003-04
 Joakim Lindstrom2008-09 to 2008-09
 Rob Klinkhammer2012-13 to 2014-15
 Mark Arcobello2014-15 to 2014-15

37

Steve Penney1986-87 to 1987-88
 Tom Draper1988-89 to 1989-90
 John LeBlanc1991-92 to 1994-95
 Tom Draper1995-96 to 1995-96
 Dominic Roussel1995-96 to 1995-96
 Dan Focht2001-02 to 2002-03
 Georges Laraque2006-07 to 2006-07
 Raffi Torres2011-12 to 2012-13

38

Brad Jones1986-87 to 1989-90
 Guy Larose1990-91 to 1990-91
 Luciano Borsato1990-91 to 1994-95
 Jason Simon1996-97 to 1996-97
 Martin Grenier2001-02 to 2001-02
 Scott Pellerin2002-03 to 2002-03
 Dave Scatchard2005-06 to 2006-07

Vernon Fiddler2009-10 to 2010-11
 Brandon McMillan2013-14 to 2013-14
 Lucas Lessio2014-15 to 2014-15

39

Randy Gilhen1986-87 to 1988-89
 Doug Evans1989-90 to 1991-92
 Mark Visheau1993-94 to 1993-94
 Iain Fraser1995-96 to 1995-96
 Pat Jablonski1996-97 to 1996-97
 Brad Tiley1997-98 to 1998-99
 Travis Green1999-00 to 2000-01
 Erik Westrum2003-04 to 2003-04
 Zbynek Michalek2005-06 to 2005-06
 Niko Kapanen2007-08 to 2007-08
 Garth Murray2008-09 to 2008-09
 Brett MacLean2010-11 to 2010-11
 Brendan Shinnimin2014-15 to 2014-15

40

Joel Baillargeon1986-87 to 1987-88
 Steve Fletcher1988-89 to 1988-89
 Bryan Marchment1988-89 to 1988-89
 Evgeny Davydov1991-92 to 1991-92
 Patrick DesRochers2001-02 to 2002-03
 Jean-Marc Pelletier2002-03 to 2002-03
 Mike Ricci2005-06 to 2006-07
 Mark Visentin2013-14 to 2013-14
 Devan Dubnyk2014-15 to 2014-15

41

Todd Fliche1987-88 to 1987-88
 Paul Boutilier1987-88 to 1988-89
 Viktor Tikhonov2008-09 to 2008-09
 Mike Smith2011-12 to 2014-15

42

Matt Hervey1988-89 to 1988-89
 Oleg Mikulchik1993-94 to 1994-95
 Robert Esche1998-99 to 2001-02
 Josh Tordjman2008-09 to 2008-09

43

Ravil Gusmanov1995-96 to 1995-96
 Darcy Wakaluk1996-97 to 1996-97
 Mike Stutzel2003-04 to 2003-04
 Marc-Antoine Pouliot2011-12 to 2011-12
 Mike McKenna2014-15 to 2014-15

44

Dave Babych1980-81 to 1985-86
 Shawn Cronin1989-90 to 1991-92
 Norm Maciver1995-96 to 1997-98
 Andrei Vasilyev1998-99 to 1998-99
 Andrei Nazarov2001-02 to 2003-04
 Nick Boynton2006-07 to 2007-08
 Kurt Sauer2008-09 to 2009-10
 Chris Brown2012-13 to 2013-14
 B.J. Crombeen2014-15 to 2014-15

45

Craig Duncanson1990-91 to 1990-91
 Anatoli Fedotov1992-93 to 1992-93
 Jason Jaspers2001-02 to 2001-02
 Brad Ference2002-03 to 2003-04
 Dmitri Kalinin2008-09 to 2008-09
 Andrew Campbell2014-15 to 2014-15

46

Brent Hughes1988-89 to 1989-90

Pat Jablonski1996-97 to 1996-97
 J.F. Jomphe1998-99 to 1998-99
 Dylan Reese2014-15 to 2014-15

47

Todd Fliche1988-89 to 1988-89
 Tony Joseph1988-89 to 1988-89
 Tavis Hansen1994-95 to 1994-95
 1996-97 to 1996-97
 1998-99 to 1998-99

48

Jason Cirone1991-92 to 1991-92
 Sean Gagnon1997-98 to 1998-99
 Jordan Martinook2014-15 to 2014-15

49

Joe Dziedzic1998-99 to 1998-99
 Jason Jaspers2001-02 to 2001-02
 Brian Savage2001-02 to 2003-04
 Alexandre Bolduc2011-12 to 2012-13
 2014-15 to 2014-15

50

Rob Murray1991-92 to 1992-93
 Craig Fisher1993-94 to 1993-94
 Ravil Gusmanov1995-96 to 1995-96
 Trevor Letowski1998-99 to 1998-99
 Matt Watkins2011-12 to 2011-12
 Antoine Vermette2011-12 to 2014-15

52

Dallas Eakins1992-93 to 1992-93
 Jason Doig1995-96 to 1995-96
 Martin Grenier2002-03 to 2002-03
 Nolan Yonkman2010-11 to 2010-11

53

Derek Morris2005-06 to 2008-09
 2009-10 to 2013-14

54

Daniel Briere1997-98 to 1997-98

55

Mark Osiecki1992-93 to 1992-93
 Arto Blomsten1993-94 to 1994-95
 Jason Doig1995-96 to 1998-99
 Danny Markov2001-02 to 2002-03
 Matt Jones2005-06 to 2005-06
 Ed Jovanovski2006-07 to 2010-11

57

Goran Bezina2003-04 to 2003-04

60

Michal Grosek1993-94 to 1993-94

62

Jean-Guy Trudel1999-00 to 1999-00

63

Radoslav Suchy1999-00 to 1999-00
 Mike Ribeiro2013-14 to 2013-14

64

Darrin Shannon1991-92 to 1991-92
 Wyatt Smith1999-00 to 1999-00

70

Kevin Sawyer1999-00 to 1999-00

71

Petteri Nokelainen2009-10 to 2009-10

72

Jeff Christian1997-98 to 1997-98

73

Steven Goertzen2008-09 to 2008-09

75

Michal Grosek1994-95 to 1995-96
 Pete Vandermeer2007-08 to 2007-08

76

Travis Roche2006-07 to 2006-07

77

Cliff Ronning1996-97 to 1998-99
 Chris Gratton2002-03 to 2003-04
 Travis Roche2006-07 to 2006-07

81

Marcel Hossa2007-08 to 2007-08

86

Wojtek Wolski2009-10 to 2010-11

88

Peter Mueller2007-08 to 2009-10

89

Darren Turcotte1995-96 to 1995-96
 Mike Comrie2003-04 to 2006-07
 Mikkel Boedker2008-09 to 2014-15

90

Joé Juneau2000-01 to 2000-01
 Enver Lisin2006-07 to 2006-07

91

Kris Draper1991-92 to 1992-93
 Oleg Saprykin2005-06 to 2006-07
 Kyle Turris2007-08 to 2011-12

92

Rick Tocchet1997-98 to 1997-98

93

Petr Nedved2005-06 to 2005-06

94

Sergei Berezin2001-02 to 2001-02
 Yanic Perreault2006-07 to 2006-07

97

Jeremy Roenick1996-97 to 2000-01
 2006-07 to 2006-07

RECOGNIZED in honor of Jeremy Roenick, Feb. 11, 2012

99

Rick Dudley1980-81 to 1980-81
RETIRED by the NHL in honor of Wayne Gretzky, Apr. 18, 1999



1979

Pick	Overall	Player	Position	Birthdate	Drafted From
1	1	Peter Marsh	RW	Dec. 21, 1956	Montreal
2	8	Lindsay Middlebrook	G	Sept. 7, 1955	NY Rangers
3	9	Bobby Hull	LW	Jan. 3, 1939	Chicago
4	16	Al Cameron	D	Oct. 21, 1955	Detroit
5	17	Dave Hoyda	LW	May 20, 1957	Philadelphia
6	24	Jim Roberts	RW	June 8, 1956	Minnesota
7	25	Lorne Stamler	LW	Aug. 9, 1951	Toronto
8	32	Mark Heaslip	RW	Dec. 26, 1951	Los Angeles
9	33	Pierre Hamel	G	Sept. 16, 1952	Toronto
10	40	Gord McTavish	C	June 3, 1954	St. Louis
11	41	Gord Smith	D	Nov. 17, 1949	Washington
12	48	Clark Hamilton	LW	Jan. 12, 1955	Detroit
13	49	Jim Cunningham	LW	Aug. 15, 1956	Philadelphia
14	56	Dennis Abgrall	RW	Apr. 24, 1956	Los Angeles
15	57	Bill Riley	RW	Sept. 20, 1950	Washington
16	64	Gene Carr	LW	Sept. 17, 1951	Atlanta
17	65	Hilliard Graves	RW	Oct. 18, 1950	Vancouver

ENTRY DRAFT SELECTIONS

1979

Rnd	Overall	Player	Position	Birthdate	Drafted From
1	19	Jimmy Mann	RW	Apr. 17, 1959	Sherbrooke (QMJHL)
2	40	Dave Christian	C	May 12, 1959	U. of North Dakota (WCHA)
3	61	Bill Whelton	D	Aug. 28, 1959	Boston U. (H.E.)
4	82	Pat Daley	LW	Mar. 27, 1959	Montreal (QMJHL)
5	103	Thomas Steen	C	June 8, 1960	Leksand (Sweden)
6	124	Tim Watters	D	July 25, 1959	Michigan Tech Univ. (WCHA)

1980

Rnd	Overall	Player	Position	Birthdate	Drafted From
1	2	Dave Babych	D	May 23, 1961	Portland (WHL)
2	23	Moe Mantha	D	Jan. 21, 1961	Toronto (OHL)
3	44	Murray Eaves	C	May 10, 1960	U. of Michigan (CCHA)
4	65	Guy Fournier	C	Jan. 30, 1962	Shawinigan (QMJHL)
5	86	Glen Ostir	D	Jan. 14, 1961	Portland (WHL)
6	107	Ron Loustel	G	Mar. 7, 1962	Saskatoon (WHL)
7	128	Brian Mullen	LW	Mar. 16, 1962	New York Westsiders (MJHL)
7	135	Mike Lauen	RW	Feb. 9, 1961	Michigan Tech Univ. (WCHA)
8	149	Sandy Beadle	LW	July 12, 1960	Northeastern Univ. (H.E.)
9	170	Edward Christian	C	Jan. 4, 1962	Warroad H.S. (Minn.)
10	191	Dave Chartier	C	Feb. 15, 1961	Brandon (WHL)

1981

Rnd	Overall	Player	Position	Birthdate	Drafted From
1	1	Dale Hawerchuk	C	Apr. 4, 1963	Cornwall (QMJHL)
2	22	Scott Arniel	C/LW	Sept. 17, 1962	Cornwall (QMJHL)
3	43	Jyrki Seppa	D	Nov. 14, 1961	Ilves (Finland)
4	64	Kirk McCaskill	C	Apr. 9, 1961	U. of Vermont (ECAC)
5	85	Marc Behrend	G	Jan. 11, 1961	U. of Wisconsin (WCHA)
6	106	Bob O'Connor	G	Apr. 2, 1961	Boston College (H.E.)
7	127	Peter Nilsson	C	June 10, 1962	Hammarby (Sweden)
8	148	Dan McFall	C	Apr. 8, 1963	Buffalo Jr. Sabres
9	169	Greg Dick	G	Mar. 2, 1962	St. Marys H.S. (Minn.)
10	190	Vladimir Kadlec	D	Jan. 3, 1962	TJ Vitkovice (Czech.)
10	211	Dave Kirwin	D	May 10, 1963	Irondale H.S. (Minn.)

1982

Rnd	Overall	Player	Position	Birthdate	Drafted From
1	12	Jim Kyte	D	Mar. 21, 1964	Cornwall (OHL)
4	74	Tom Martin	LW	May 11, 1964	Kelowna (BC Tier II)
4	75	Dave Ellett	D	Mar. 30, 1964	Ottawa (Tier II)
5	96	Tim Mishler	C	Oct. 3, 1963	E. Grand Forks H.S. (Minn.)
7	138	Derek Ray	RW	Oct. 10, 1963	Seattle Jr. B (Tier II)
8	159	Guy Gosselin	D	Jan. 6, 1964	John Marshall H.S. (Minn.)
9	180	Tom Ward	D	Jan. 16, 1964	Richfield H.S. (Minn.)
10	201	Michael Savage	LW	Apr. 8, 1964	Sudbury (OHL)
11	222	Bob Shaw	RW	Feb. 6, 1964	Penticton (BCJHL)
12	243	Jan Ericsson	C/LW	Sept. 2, 1962	AIK (Sweden)



1983

Rnd	Overall	Player	Position	Birthdate	Drafted From
1	8	Andrew McBain	RW	Jan. 18, 1965	North Bay (OHL)
1	14	Bobby Dollas	D	Jan. 31, 1965	Laval (QHL)
2	29	Brad Berry	D	Apr. 1, 1965	St. Albert Jrs. (Tier II)
3	43	Peter Taglianetti	D	Aug. 15, 1963	Providence College (H.E.)
4	69	Bob Essensa	G	Jan. 14, 1965	Henry Carr H.S. (Ont.)
5	89	Harry Armstrong	D	Jan. 30, 1965	Dubuque Jrs. (Minn.)
6	109	Joel Baillargeon	LW	Oct. 6, 1964	Hull (QHL)
7	129	Iain Duncan	LW	Oct. 6, 1964	North York (Ont.)
8	149	Ron Pessetti	D	Apr. 3, 1963	Western Michigan (CCHA)
9	169	Todd Fliche	D	Sept. 14, 1964	Gloucester Jrs. (Tier II)
10	189	Cory Wright	RW	June 10, 1965	Dubuque Jrs. (Minn.)
11	209	Eric Cormier	LW	June 10, 1964	St. Georges (Que.)
12	229	Jamie Husgen	D	Oct. 13, 1964	Des Moines

1984

Rnd	Overall	Player	Position	Birthdate	Drafted From
2	30	Peter Douris	C	Feb. 19, 1966	U. of New Hampshire (H.E.)
4	68	Chris Mills	D	May 30, 1966	Bramalea Jr. B
4	72	Sean Clement	D	Feb. 26, 1966	Brockville Jr. A
5	93	Scott Schneider	C	May 18, 1965	Colorado College (WCHA)
5	99	Brent Severyn	D	Feb. 22, 1966	Seattle (WHL)
6	114	Gary Lorden	D	Jan. 17, 1966	Bishop Hendrickson H.S.
7	135	Luciano Borsato	C	Jan. 7, 1966	Bramalea Jr. B
8	156	Brad Jones	C	June 26, 1965	U. of Michigan (CCHA)
9	177	Gord Whitaker	RW	Jan. 24, 1966	Colorado College (WCHA)
10	197	Rick Frost	LW	June 5, 1965	Melville Jr. A
11	218	Mike Warus	RW	Nov. 16, 1964	Lake Superior College (CCHA)
12	238	Jim Edmonds	G	July 8, 1965	Cornell U. (ECAC)

1985

Rnd	Overall	Player	Position	Birthdate	Drafted From
1	18	Ryan Stewart	C	June 1, 1967	Kamloops (WHL)
2	39	Roger Ohman	D	June 5, 1967	Leksand (Sweden)
3	60	Daniel Berthiaume	G	Jan. 26, 1966	Chicoutimi (QMJHL)
4	81	Fredrik Olausson	D	Oct. 5, 1966	Farjestad (Sweden)
5	102	John Borrell	RW	Mar. 23, 1967	Burnsville H.S.
6	123	Danton Cole	C	Jan. 10, 1967	Aurora Jr. A
7	144	Brent Mowery	LW	Mar. 10, 1966	Summerland
8	165	Tom Draper	G	Nov. 22, 1966	U. of Vermont (ECAC)
9	186	Nevin Kardum	C	Mar. 30, 1967	Henry Carr H.S.
10	207	Dave Quigley	G	Jan. 17, 1965	U. of Moncton
11	228	Chris Norton	D	Apr. 11, 1965	Cornell U. (ECAC)
12	249	Anssi Melametsa	C	June 21, 1961	HIFK (Finland)

1986

Rnd	Overall	Player	Position	Birthdate	Drafted From
1	8	Pat Elynuik	RW	Oct. 30, 1967	Prince Albert (WHL)
2	29	Teppo Numminen	D	July 3, 1968	Tappara (Finland)
3	50	Esa Palosaari	RW	Jan. 16, 1968	Karpat (Finland)
4	71	Hannu Jarvenpaa	RW	May 19, 1963	Karpat (Finland)
5	92	Craig Endean	LW	Apr. 13, 1968	Seattle (WHL)
6	113	Robbie Bateman	RW	Jan. 2, 1968	St. Laurent H.S.
8	155	Frank Furlan	G	Mar. 8, 1968	Sherwood Park (Alberta)
9	176	Mark Green	C	Dec. 26, 1967	New Hampton
10	197	John Blue	G	Feb. 19, 1966	U. of Minnesota (WCHA)
11	218	Matt Cote	D	Jan. 19, 1966	Lake Superior (CCHA)
12	239	Arto Blomsten	D	Mar. 16, 1965	Djurgarden (Sweden)

1987

Rnd	Overall	Player	Position	Birthdate	Drafted From
1	16	Brian Marchment	D	May 1, 1969	Belleville (OHL)
2	37	Patrik Erickson	C	Mar. 13, 1969	Brynas (Sweden)
4	79	Don McLennan	D	Oct. 4, 1968	U. of Denver (WCHA)
5	96	Ken Gernander	C	June 30, 1969	Greenway H.S.
5	100	Darrin Amundson	C	Nov. 9, 1968	Duluth East H.S.
6	121	Joe Harwell	D	Nov. 21, 1968	Murray Hill H.S.
7	142	Tod Hartje	C	Feb. 27, 1968	Harvard U. (ECAC)
8	163	Markku Kyllonen	RW	Feb. 2, 1962	Karpat (Finland)
9	184	Jim Fernholz	RW	Mar. 16, 1969	White Bear Lake H.S.
11	226	Roger Rougelot	G	July 13, 1968	Madison Jrs.
12	247	Hans Goran Elo	G	June 27, 1966	Djurgarden (Sweden)



1988

Rnd	Overall	Player	Position	Birthdate	Drafted From
1	10	Teemu Selanne	RW	July 3, 1970	Jokerit (Finland)
2	31	Russell Romaniuk	LW	June 9, 1970	St. Boniface Jr. A
3	52	Stephane Beauregard	G	Jan. 10, 1968	St-Jean (QMJHL)
4	73	Brian Hunt	C	Feb. 12, 1969	Oshawa (OHL)
5	94	Anthony Joseph	RW	Mar. 1, 1969	Oshawa (OHL)
5	101	Benoit Lebeau	LW	June 4, 1968	Merrimack College
6	115	Ronald Jones	RW	Feb. 7, 1969	Windsor (OHL)
7	127	Markus Akerblom	C	Nov. 22, 1969	Bjorkloven (Sweden)
7	136	Jukka Marttila	D	Apr. 15, 1968	Tappara (Finland)
8	157	Mark Smith	C	Oct. 13, 1969	Trinity (USS)
9	178	Mike Helber	C	June 23, 1970	Ann Arbour (USS)
10	199	Pavel Kostichkin	C	Nov. 9, 1968	CSKA (USSR)
11	220	Kevin Heise	LW	Sept. 9, 1968	Lethbridge (WHL)
12	241	Kyle Galloway	D	Nov. 10, 1969	U. of Manitoba

1989

Rnd	Overall	Player	Position	Birthdate	Drafted From
1	4	Stu Barnes	C	Dec. 25, 1970	Tri-Cities (WHL)
2	25	Dan Ratushny	D	Oct. 29, 1970	Cornell U. (ECAC)
3	46	Jason Cirone	C	Feb. 21, 1971	Cornwall (OHL)
3	62	Kris Draper	C	May 24, 1971	Canadian National
4	64	Mark Brownschidle	D	Oct. 26, 1970	Boston U. (H.E.)
4	69	Alain Roy	G	Feb. 6, 1970	Harvard U. (ECAC)
6	109	Dan Bylsma	LW	Sept. 19, 1970	Bowling Green (CCHA)
7	130	Pekka Peltola	RW	June 24, 1965	HPK (Finland)
7	131	Doug Evans	D	July 12, 1971	Michigan U. (CCHA)
8	151	Jim Solly	C	Mar. 19, 1970	Bowling Green (CCHA)
9	172	Stephane Gauvin	LW	Apr. 16, 1970	Cornell U. (ECAC)
10	193	Joe Larson	C	Aug. 17, 1970	Minnetonka (USS)
11	214	Bradley Podiak	LW	Mar. 26, 1971	Wayzata (USS)
12	235	Evgeny Davydov	RW	May 27, 1967	CSKA (USSR)
12	240	Sergei Kharin	RW	Feb. 20, 1963	Krylja Sovetov (USSR)

1990

Rnd	Overall	Player	Position	Birthdate	Drafted From
1	19	Keith Tkachuk	LW	Mar. 28, 1972	Malden Catholic (USS)
2	35	Mike Muller	D	Sept. 18, 1971	Wayzata (USS)
4	74	Roman Meluzin	RW	June 17, 1972	Zetor (Czech.)
4	75	Scott Levins	RW	Jan. 30, 1970	Tri-City (WHL)
4	77	Alexei Zhamnov	C	Oct. 1, 1970	Dynamo Moscow (USSR)
5	98	Craig Martin	RW	Jan. 21, 1971	Hull (QMJHL)
6	119	Daniel Jarde myr	D	May 28, 1971	Uppsala (Sweden)
7	140	John Lilley	C	Aug. 3, 1972	Cushing Academy (USS)
8	161	Henrik Andersson	D	Jan. 19, 1970	Vasteras (Sweden)
9	182	Rauli Raitanen	C	Jan. 14, 1970	Assat (Finland)
10	203	Mika Alatalo	LW	June 11, 1971	Kookoo (Finland)
11	224	Sergei Selyanin	D	Oct. 20, 1966	Khimik (USSR)
12	245	Keith Morris	C	Apr. 24, 1971	Alaska-Anchorage (NCAA)

1991

Rnd	Overall	Player	Position	Birthdate	Drafted From
1	5	Aaron Ward	D	Jan. 17, 1973	Michigan Univ. (CCHA)
3	49	Dmitri Filimonov	D	Oct. 14, 1971	Dynamo Moscow (USSR)
5	91	Juha Ylonen	C	Feb. 13, 1972	Kiekko-Espoo (Finland)
5	99	Yan Kaminsky	LW	July 28, 1971	Dynamo Moscow (USSR)
6	115	Jeff Sebastian	D	Nov. 21, 1971	Seattle (WHL)
8	159	Jeff Ricciardi	D	June 22, 1971	Ottawa (OHL)
9	181	Sean Gauthier	G	Mar. 28, 1971	Kingston (OHL)
10	203	Igor Ulanov	D	Oct. 1, 1969	Khimik (USSR)
11	225	Jason Jennings	RW	Mar. 16, 1971	Western Michigan (CCHA)
12	247	Sergei Sorokin	D	Oct. 2, 1969	Dynamo Moscow (USSR)



1992

Rnd	Overall	Player	Position	Birthdate	Drafted From
1	17	Sergei Bautin	D	Mar. 11, 1967	Dynamo Moscow (CIS)
2	27	Boris Mironov	D	Mar. 21, 1972	CSKA (CIS)
3	60	Jeremy Stevenson	LW	July 28, 1974	Cornwall (OHL)
4	84	Mark Visheau	D	June 27, 1973	London (OHL)
6	132	Alexander Alexeyev	D	Mar. 21, 1974	Sokol (CIS)
7	155	Artur Oktyabrev	D	Nov. 26, 1973	CSKA (CIS)
7	156	Andrei Raitsky	C	Mar. 30, 1970	Torpedo Ust-Kamenogorsk (CIS)
9	204	Nikolai Khabibulin	G	Jan. 13, 1973	CSKA (CIS)
10	228	Yevgeny Garanin	C	Aug. 3, 1973	Khimik (CIS)
10	229	Teemu Numminen	C	Dec. 23, 1973	Stoneham (USS)
11	252	Andrei Karpovtsev	LW	Feb. 25, 1974	Dynamo-2 Moscow (CIS)
11	254	Ivan Vologzhaninov	RW	Apr. 7, 1974	Sokol (CIS)

1993

Rnd	Overall	Player	Position	Birthdate	Drafted From
1	15	Mats Lindgren	C	Oct. 1, 1974	Skelleftea (Sweden)
2	31	Scott Langkow	G	Apr. 21, 1975	Portland (WHL)
2	43	Alexei Budayev	C	Apr. 24, 1975	Kristall Elektrostal (CIS)
4	79	Ruslan Batyrshin	D	Feb. 19, 1975	Dynamo-2 Moscow (CIS)
4	93	Ravil Gusmanov	RW	July 25, 1972	Traktor (CIS)
5	119	Larry Courville	LW	Apr. 2, 1975	Newmarket (OHL)
6	145	Michal Grosek	LW	June 1, 1975	ZPS Zlin (Czech Republic)
7	171	Martin Woods	D	May 14, 1975	Victoriaville (QMJHL)
8	197	Adrian Murray	D	Sept. 14, 1975	Newmarket (OHL)
9	217	Vladimir Potapov	RW	June 21, 1975	Kristall Elektrostal (CIS)
9	223	Ilja Stashenkov	D	Aug. 26, 1974	Krylja Sovetov (CIS)
9	228	Harijs Vitolinsh	C	Apr. 30, 1968	Chur (Switzerland)
11	285	Russ Hewson	LW	Jan. 12, 1975	Swift Current (WHL)

1994

Rnd	Overall	Player	Position	Birthdate	Drafted From
2	30	Deron Quint	D	Mar. 24, 1976	Seattle (WHL)
3	56	Dorian Anneck	C	Apr. 24, 1976	Victoria (WHL)
3	58	Tavis Hansen	C	June 17, 1975	Tacoma (WHL)
4	82	Steve Cheredaryk	D	Nov. 20, 1975	Medicine Hat (WHL)
5	108	Craig Mills	RW	Aug. 27, 1976	Belleville (OHL)
6	143	Steve Vezina	G	Oct. 25, 1975	Beauport (QMJHL)
6	146	Chris Kibermanis	D	Mar. 24, 1976	Red Deer (WHL)
8	186	Ramil Saifullin	C	Apr. 8, 1976	Avangard (CIS)
9	212	Henrik Smangs	G	Jan. 19, 1976	Leksand (Sweden)
10	238	Mike Mader	D	Nov. 7, 1975	Loomis (USS)
11	264	Jason Issel	LW	Mar. 1, 1976	Prince Albert (WHL)

1995

Rnd	Overall	Player	Position	Birthdate	Drafted From
1	7	Shane Doan	RW	Oct. 10, 1976	Kamloops (WHL)
2	32	Marc Chouinard	C	May 6, 1977	Beauport (QMJHL)
2	34	Jason Doig	D	Jan. 29, 1977	Laval (QMJHL)
3	67	Brad Isbister	RW	May 7, 1977	Portland (WHL)
4	84	Justin Kurtz	D	Jan. 14, 1977	Brandon (WHL)
5	121	Brian Elder	G	June 8, 1976	Brandon (WHL)
6	136	Sylvain Daigle	G	Oct. 20, 1976	Shawinigan (QMJHL)
7	162	Paul Traynor	D	Sept. 14, 1977	Kitchener (OHL)
8	188	Jaroslav Obsut	D	Sept. 3, 1976	N. Battleford (SJHL)
8	189	Fredrik Loven	C	Mar. 14, 1977	Djurgarden (Sweden)
9	214	Rob DeCiantis	C	June 11, 1977	Kitchener (OHL)

1996

Rnd	Overall	Player	Position	Birthdate	Drafted From
1	11	Dan Focht	D	Dec. 31, 1977	Tri-City (WHL)
1	24	Daniel Briere	C	Oct. 6, 1977	Drummondville (QMJHL)
3	62	Per-Anton Lundstrom	D	Sept. 29, 1977	Mo Do (Sweden)
5	119	Richard Lintner	D	Nov. 15, 1977	Trencin Jr. (Slovakia Jrs.)
6	139	Robert Esche	G	Jan. 22, 1978	Detroit (OHL)
7	174	Trevor Letowski	C	Apr. 5, 1977	Sarnia (OHL)
8	200	Nicholas Lent	RW	June 10, 1977	Omaha Jr. A (USHL)
9	226	Marc-Etienne Hubert	C	Apr. 20, 1978	Laval (QMJHL)



1997

Rnd	Overall	Player	Position	Birthdate	Drafted From
2	43	Juha Gustafsson	D	Apr. 26, 1979	Keikko-Espoo (Finland)
4	96	Scott McCallum	D	Feb. 15, 1979	Tri-City (WHL)
5	123	Curtis Suter	D	Aug. 5, 1979	Spokane (WHL)
6	151	Robert Francz	LW	Mar. 30, 1978	Peterborough (OHL)
8	207	Alex Andreyev	D	Sept. 14, 1979	Weyburn (SJHL)
9	233	Wyatt Smith	C	Feb. 13, 1977	U. of Minnesota (WCHA)

1998

Rnd	Overall	Player	Position	Birthdate	Drafted From
1	14	Patrick DesRochers	G	Oct. 27, 1979	Sarnia (OHL)
2	43	Ossi Vaananen	D	Aug. 8, 1980	Jokerit Jr. (Finland Jr.)
3	73	Pat O' Leary	C	Sept. 2, 1979	Armstrong HS (USHSW)
4	100	Ryan Vanbuskirk	D	Jan. 12, 1980	Sarnia (OHL)
5	115	Jay Leach	D	Sept. 2, 1979	Providence College (H.E.)
5	116	Josh Blackburn	G	Nov. 13, 1978	Lincoln (USHL Jr. A)
5	129	Robert Schnabel	D	Nov. 10, 1978	Red Deer (WHL)
6	160	Rickard Wallin	C	Apr. 19, 1980	Farjestad Jr. (Swe. Jr.)
7	187	Erik Westrum	C	July 26, 1979	Minnesota (WCHA)
8	214	Justin Hansen	RW	June 11, 1980	Moose Jaw (WHL)

1999

Rnd	Overall	Player	Position	Birthdate	Drafted From
1	15	Scott Kelman	C	May 7, 1981	Seattle (WHL)
1	19	Kirill Safronov	D	Feb. 26, 1981	St. Petersburg (Russian Sr.)
2	53	Brad Ralph	LW	Oct. 17, 1980	Oshawa (OHL)
3	71	Jason Jaspers	C	Apr. 8, 1981	Sudbury (OHL)
4	116	Ryan Lauzon	C	Oct. 8, 1980	Hull (QMJHL)
4	123	Preston Mizzi	C	Dec. 22, 1980	Peterborough (OHL)
6	168	Erik Lewerstrom	D	May 28, 1980	Grums (Sweden)
8	234	Goran Bezina	D	Mar. 21, 1980	HC Fribourg-Gotteron (Swiss)
9	262	Alexei Litvinenko	D	Mar. 7, 1980	Torpedo (Kzak)

2000

Rnd	Overall	Player	Position	Birthdate	Drafted From
1	19	Krystofer Kolanos	C	July 27, 1981	Boston College (H.E.)
2	53	Alexander Tatarinov	RW	Apr. 14, 1982	Yaroslavl 2 (Russia)
3	85	Ramzi Abid	LW	Mar. 24, 1980	Halifax (QMJHL)
5	160	Nate Kiser	D	May 4, 1982	Plymouth (OHL)
6	186	Brent Gauvreau	C	June 29, 1980	Oshawa (OHL)
7	217	Igor Samoilov	D	Jan. 23, 1982	Yaroslavl (Russia)
8	249	Sami Venalainen	RW	Oct. 14, 1981	Tappara Jr. (Finland)
9	281	Peter Fabus	C	July 15, 1979	Dukla Trencin (Slovakia)

2001

Rnd	Overall	Player	Position	Birthdate	Drafted From
1	11	Fredrik Sjostrom	RW	May 6, 1983	Frolunda (Sweden)
2	31	Matthew Spiller	D	Feb. 7, 1983	Seattle (WHL)
2	45	Martin Podlesak	C	Sept. 26, 1982	Lethbridge (WHL)
3	78	Beat Forster	D	Feb. 2, 1983	Davos (Swiss)
5	148	David Klema	C	Apr. 3, 1982	Des Moines (USHL)
6	180	Scott Polaski	RW	Aug. 4, 1982	Sioux City (USHL)
7	210	Steve Belanger	G	May 20, 1983	Kamloops (WHL)
8	243	Frantisek Lukes	LW	Sept. 25, 1982	Toronto (OHL)
9	273	Severin Blindenbacher	D	Mar. 15, 1983	Kloten (Swiss)

2002

Rnd	Overall	Player	Position	Birthdate	Drafted From
1	19	Jakub Koreis	C	June 26, 1984	Plezen (CZE)
1	23	Ben Eager	LW	Jan. 22, 1984	Oshawa (OHL)
2	46	David LeNeveu	G	May 23, 1983	Cornell University (ECAC)
3	70	Joe Callahan	D	Dec. 20, 1982	Yale University (ECAC)
3	80	Matt Jones	D	Aug. 8, 1983	North Dakota (WCHA)
4	97	Lance Monych	RW	July 25, 1984	Brandon (WHL)
5	132	John Zeiler	RW	Nov. 21, 1982	Sioux City (USHL)
6	186	Jeff Pietrasiak	G	Apr. 5, 1983	Berkshire (USHSE)
7	216	Ladislav Kouba	LW	Sept. 10, 1983	Red Deer (WHL)
8	249	Marcus Smith	D	Jan. 14, 1983	Kitchener (OHL)
9	280	Russell Spence	C	Jan. 1, 1982	Opaskwayak (OCN) (MJHL)

**2003**

Rnd	Overall	Player	Position	Birthdate	Drafted From
3	77	Tyler Redenbach	C/LW	Sept. 25, 1984	Swift Current (WHL)
3	80	Dmitri Pestunov	C	Jan. 22, 1985	Magnitogorsk (Russia)
4	115	Liam Lindstrom	C	Jan. 12, 1985	Mora (Sweden)
6	178	Ryan Gibbons	RW	Jan. 1, 1985	Seattle (WHL)
7	208	Randall Gelech	C/RW	Feb. 2, 1984	Kelowna (WHL)
8	242	Eduard Lewandowski	LW	May 3, 1980	Koln (Germany)
9	272	Sean Sullivan	D	Mar. 29, 1984	St. Sebastian's (USHSE)
9	290	Loic Burkhalter	C	Feb. 11, 1980	Ambri (Swiss)

2004

Rnd	Overall	Player	Position	Birthdate	Drafted From
1	5	Blake Wheeler	RW	Aug. 31, 1986	Breck (USHSW)
2	35	Logan Stephenson	D	Feb. 19, 1986	Tri-City (WHL)
2	50	Enver Lisin	RW	Apr. 22, 1986	Saratov (Russia)
4	103	Roman Tomanek	RW	Jan. 28, 1986	Povazka Bystrica (Slovakia)
4	119	Kevin Porter	C/LW	Mar. 12, 1986	US National Under-18 (USA)
6	168	Kevin Cormier	LW	Jan. 27, 1986	Moncton Jr A (MJHL)
7	199	Chad Kolarik	C	Jan. 26, 1986	US National Under-18 (USA)
8	240	Aaron Gagnon	C	Apr. 24, 1986	Seattle (WHL)
9	261	William Engasser	LW	Sept. 25, 1985	Blake (USHSW)
9	265	Daniel Winnik	C/LW	Mar. 6, 1985	New Hampshire (H.E.)

2005

Rnd	Overall	Player	Position	Birthdate	Drafted From
1	17	Martin Hanzal	C	Feb. 20, 1987	Budejovice Jr. (Czech Rep.)
2	59	Pier-Olivier Pelletier	G	Apr. 8, 1987	Drummondville (QMJHL)
4	105	Keith Yandle	D	Sept. 9, 1986	Cushing Academy (USHSE)
5	148	Anton Krysanov	C	Mar. 25, 1987	Togliatti (Russia)
7	212	Pat Brosnihan	RW	Aug. 20, 1986	Worcester Academy (USHSE)

2006

Rnd	Overall	Player	Position	Birthdate	Drafted From
1	8	Peter Mueller	C	Apr. 14, 1988	Everett (WHL)
1	29	Chris Summers	D	Feb. 5, 1988	US National Under-18 (USA)
3	88	Jonas Ahnelov	D	Dec. 11, 1987	Frolunda (Sweden)
5	130	Brett Bennett	G	Mar. 8, 1988	US National Under-18 (USA)
5	131	Martin Latal	RW	Mar. 17, 1988	Kladno (Czech Rep.)
5	152	Jordan Bendfeld	D	Feb. 9, 1988	Medicine Hat (WHL)
7	188	Chris Frank	D	Jan. 8, 1986	Western Michigan (CCHA)
7	196	Benn Ferriero	C/RW	Apr. 29, 1987	Boston College (H-East)

2007

Rnd	Overall	Player	Position	Birthdate	Drafted From
1	3	Kyle Turris	C	Aug. 14, 1989	Burnaby (BCHL)
1	30	Nick Ross	D	Feb. 10, 1989	Regina (WHL)
2	32	Brett MacLean	LW	Dec. 24, 1988	Oshawa (OHL)
2	36	Joel Gistedt	G	Dec. 7, 1987	Uddevalla (Sweden)
4	103	Vladimir Ruzicka	C	Feb. 17, 1989	Slavia (Czech Republic)
5	123	Maxim Goncharov	D	June 15, 1989	CSKA 2 (Russia)
6	153	Scott Darling	G	Dec. 22, 1988	Capital Dist. (EJHL)

2008

Rnd	Overall	Player	Position	Birthdate	Drafted From
1	8	Mikkel Boedker	RW	Dec. 16, 1989	Kitchener (OHL)
1	28	Viktor Tikhonov	RW	May 12, 1988	Cherepovets (Russia)
2	49	Jared Staal	RW	Aug. 21, 1990	Sudbury (OHL)
3	69	Michael Stone	D	June 7, 1990	Calgary (WHL)
3	76	Mathieu Brodeur	D	June 21, 1990	Cape Breton (QMJHL)
4	99	Colin Long	C	June 19, 1989	Kelowna (WHL)
6	159	Brett Hextall	RW	Apr. 2, 1988	Penticton (BCHL)
7	189	Tim Billingsley	D	Jan. 17, 1990	Mississauga St. Michael's (OHL)

2009

Rnd	Overall	Player	Position	Birthdate	Drafted From
1	6	Oliver Ekman-Larsson	D	July 17, 1991	Leksand (Sweden-2)
2	36	Chris Brown	RW	Feb. 3, 1991	U.S. Under-18 (NTDP)
3	91	Michael Lee	G	Oct. 5, 1990	Fargo (USHL)
4	97	Jordan Szwarz	RW	May 14, 1991	Saginaw (OHL)
4	105	Justin Weller	D	July 26, 1991	Red Deer (WHL)
6	157	Evan Bloodoff	LW	Nov. 21, 1990	Kelowna (WHL)



2010

Rnd	Overall	Player	Position	Birthdate	Drafted From
1	13	Brandon Gormley	D	Feb. 18, 1992	Moncton (QMJHL)
1	27	Mark Visentin	G	Aug. 7, 1992	Niagara (OHL)
2	52	Philip Lane	RW	May 29, 1992	Brampton (OHL)
2	57	Oscar Lindberg	C	Oct. 29, 1991	Skelleftea (Sweden)
5	138	Louis Domingue	G	Mar. 6, 1992	Quebec (QMJHL)

2011

Rnd	Overall	Player	Position	Birthdate	Drafted From
1	20	Connor Murphy	D	Mar. 26, 1993	U.S. NTDP (USHL)
2	51	Alexander Ruutu	C	Dec. 9, 1992	Jokerit (SM-liiga)
2	56	Lucas Lessio	LW	Jan. 23, 1993	Oshawa (OHL)
3	84	Harrison Ruopp	D	Mar. 17, 1993	Prince Albert (WHL)
4	111	Kale Kessy	LW	Dec. 4, 1992	Medicine Hat (WHL)
5	141	Darian Dziurzynski	LW	Mar. 30, 1992	Saskatoon (WHL)
6	155	Andrew Fritsch	RW	Mar. 24, 1993	Owen Sound (OHL)
7	196	Zac Larraza	LW	Feb. 25, 1993	U.S. NTDP (USHL)

2012

Rnd	Overall	Player	Position	Birthdate	Drafted From
1	27	Henrik Samuelsson	RW	Feb. 7, 1994	Edmonton (WHL)
2	58	Jordan Martinook	C	July 25, 1992	Vancouver (WHL)
3	88	James Melindy	D	Dec. 11, 1993	Moncton (QMJHL)
4	102	Rhett Holland	D	Sept. 25, 1993	Okotoks (AJHL)
5	148	Niklas Tikkinen	D	June 1, 1994	Espoo (FIN)
6	178	Hunter Fejes	LW	May 31, 1994	Shattuck St. Mary's (MN-HS)
7	184	Marek Langhamer	G	July 22, 1994	HC Pardubice (Czech)
7	208	Justin Hache	D	Jan. 10, 1994	Shawinigan (QMJHL)

2013

Rnd	Overall	Player	Position	Birthdate	Drafted From
1	12	Max Domi	C	Mar. 2, 1995	London (OHL)
2	39	Laurent Dauphin	C	Mar. 27, 1995	Chicoutimi (QMJHL)
3	62	Yan-Pavel Laplante	C	Apr. 23, 1995	Prince Edward (QMJHL)
5	133	Connor Clifton	D	Apr. 28, 1995	USA U-18 (USHL)
6	163	Brendan Burke	G	Mar. 11, 1995	Portland (WHL)
7	193	Jedd Soleway	RW	May 12, 1994	Penticton (BCHL)

2014

Rnd	Overall	Player	Position	Birthdate	Drafted From
1	12	Brendan Perlini	LW	Apr. 27, 1996	Niagara (OHL)
2	43	Ryan MacInnis	C	Feb. 14, 1996	Kitchener (OHL)
2	58	Christian Dvorak	LW	Feb. 2, 1996	London (OHL)
3	87	Anton Karlsson	RW	Aug. 3, 1996	Frolunda Jr. (Sweden)
4	117	Michael Bunting	LW	Sept. 17, 1995	Sault Ste. Marie (OHL)
5	133	Dysin Mayo	D	Aug. 17, 1996	Edmonton (WHL)
6	163	David Westlund	D	Feb. 5, 1995	Brynäs Jr. (Sweden)
7	191	Jared Fiegl	LW	Jan. 23, 1996	USA U18 (USDP)
7	193	Edgars Kulda	LW	Nov. 13, 1994	Edmonton (WHL)

2015

Rnd	Overall	Player	Position	Birthdate	Drafted From
1	3	Dylan Strome	C	Mar. 7, 1997	Erie (OHL)
1	30	Nick Merkley	RW	May 23, 1997	Kelowna (WHL)
2	32	Christian Fischer	RW	Apr. 15, 1997	USA U-18 (USHL)
3	63	Kyle Capobianco	D	Aug. 13, 1997	Sudbury (OHL)
3	76	Adin Hill	G	May 11, 1996	Portland (WHL)
3	81	Brendan Warren	LW	May 7, 1997	USA U-18 (USHL)
3	83	Jens Looke	RW	Apr. 11, 1997	Brynäs (Sweden)
5	123	Conor Garland	RW	Mar. 11, 1996	Moncton (QMJHL)
7	183	Erik Kallgren	G	Oct. 14, 1996	Linköping Jr. (Sweden Jr.)



1979

- June 5 Morris Lukowich reclaimed by Pittsburgh prior to the Expansion Draft.
- June 9 Morris Lukowich claimed as a priority selection.
- June 9 Barry Long reclaimed by Detroit prior to the Expansion Draft.
- June 9 Campbell reclaimed by St. Louis from Winnipeg prior to the Expansion Draft.
- June 9 Scott Campbell claimed as priority selection by Winnipeg.
- June 9 Bobby Hull reclaimed by Chicago prior to the Expansion Draft.
- June 13 17 players claimed in the NHL Expansion Draft: Peter Marsh (Montreal), Lindsay Middlebrook (NY Rangers), Bobby Hull (Chicago), Al Cameron (Detroit), Dave Hoyda (Philadelphia), Jim Roberts (Minnesota), Lorne Stamler (Toronto), Mark Heaslip (Los Angeles), Pierre Hamel (Toronto), Gord McTavish (St. Louis), Gord Smith (Washington), Clark Hamilton (Detroit), Jim Cunningham (Philadelphia), Dennis Abgrall (Los Angeles), Bill Riley (Washington), Gene Carr (Atlanta), and Hilliard Graves (Vancouver).
- June 28 Barry Melrose acquired from Quebec for Jamie Hislop and Barry Legge.
- July 25 Wayne Dillion acquired from NY Rangers for future considerations.
- Oct. 4 Ron Wilson acquired from Montreal for cash.

1980

- Feb. 27 Kris Manery claimed on waivers from Vancouver.
- Feb. 27 Bobby Hull traded to Hartford for future considerations.
- May 22 Doug Smail signed as a free agent.
- May 26 Barry Legge acquired from Quebec for cash.
- June 19 Rick Bowness acquired from St. Louis for Craig Norwich.
- Sept. 26 Norm Dupont acquired from Montreal for a 2nd round draft choice (David Maley) in 1982.
- Oct. 8 Danny Geoffrion acquired from Quebec for cash.
- Oct. 31 Barry Long acquired from Detroit for cash.
- Nov. 30 Barry Melrose claimed on waivers by Toronto.
- Dec. 1 Doug Lecuyer and Tim Trimper acquired from Chicago for Peter Marsh.
- Dec. 2 Richard Mulhern traded to Toronto for cash.

1981

- Jan. 12 Rick Dudley claimed on waivers from Buffalo.
- Feb. 10 Michel Dion acquired from Quebec for cash.
- July 2 Bryan Maxwell, Ed Staniowski and Paul MacLean acquired from St. Louis for Scott Campbell and John Markell.
- July 15 Lucien DeBlois acquired from Colorado for Brent Ashton and a 3rd round draft choice (Dave Kasper) in 1982.
- July 31 Lindsay Middlebrook traded to Minnesota for cash.
- Sept. 8 Doug Soetaert acquired from NY Rangers for a 3rd draft round choice (Vesa Salo) in 1983.
- Oct. 5 Serge Savard claimed from Montreal in Waiver Draft.
- Oct. 5 Craig Levie claimed from Montreal in Waiver Draft.

1982

- May 5 Brian Hayward signed as a free agent.
- Oct. 4 Doug Lecuyer claimed by Pittsburgh in Waiver Draft.

1983

- Mar. 7 Laurie Boschman acquired from Edmonton for Willy Lindstrom.
- June 8 Dave Christian traded to Washington for 1st round draft choice (Bobby Dollas) in 1983.
- July 4 Norm Dupont traded to Hartford for 4th round draft choice (Chris Mills) in 1984.
- Aug. 3 Tim Young acquired from Minnesota for Craig Levie and the rights to Tom Ward.
- Nov. 4 Robert Picard acquired from Montreal for 3rd round draft choice (Patrick Roy) in 1984.
- Nov. 10 Mike Veisor acquired from Hartford for Ed Staniowski.

1984

- Jan. 12 Jordy Douglas acquired from Minnesota for Tim Trimper.
- Feb. 6 Jimmy Mann traded to Quebec for 5th round draft choice (Brent Severyn) in 1984.
- Mar. 5 Randy Carlyle acquired from Pittsburgh for 1st round draft choice (Doug Bodger) in 1984 and future considerations (Moe Mantha).

- May 1 Moe Mantha traded to Pittsburgh as future considerations in previous trade (Mar. 5, 1984).
- June 13 Perry Turnbull acquired from Montreal for Lucien DeBlois.
- Oct. 9 Mark Holden acquired from Montreal for Doug Soetaert.
- Oct. 16 Tim Young traded to Philadelphia for future considerations.

1985

- Feb. 4 Jim Nill acquired from Boston for Morris Lukowich.
- Sept. 27 Eldon Reddick signed as a free agent.
- Nov. 21 Ray Neufeld acquired from Hartford for Dave Babych.
- Nov. 27 Mario Marois acquired from Quebec for Robert Picard.

1986

- Jan. 31 Bill Derlago acquired from Boston for Wade Campbell.
- June 21 Gilles Hamel acquired from Buffalo for Scott Arniel.
- July 3 Murray Eaves traded to Edmonton for future considerations.
- Aug. 19 Steve Penney and the rights to Jan Ingman acquired from Montreal for Brian Hayward.

1987

- Jan. 5 Bill Derlago traded to Quebec 4th round draft choice (Mark Brownschilde) in 1989.
- Jan. 8 Steve Rooney acquired from Montreal for 3rd round draft choice (Francois Gravel) in 1987.
- June 5 Perry Turnbull traded to St. Louis for 5th round draft choice (Ken Gernander) in 1987.
- June 8 Brian Mullen traded to NY Rangers with 10th round draft choice (Brett Barnett) in 1987 for 5th round choice (Benoit Lebeau) in 1988 and 3rd round draft choice (Denny Felsner) in 1989.
- July 16 Guy Larose signed as a free agent.
- Dec. 16 Paul Boutilier acquired from NY Rangers for future considerations.
- Dec. 17 Stu Kulak acquired from Quebec for Bobby Dollas.

1988

- Jan. 11 Mark Kumpel acquired from Detroit for Jim Nill.
- Jan. 14 Alfie Turcotte acquired from Montreal for future considerations.
- June 13 Brent Ashton acquired from Detroit for Paul MacLean.
- July 15 Steve Fletcher signed as a free agent.
- July 19 Alain Chevrier acquired from New Jersey with 7th round draft choice (Doug Evans) in 1989 for Steve Rooney and 3rd round draft choice (Brad Bombardir) in 1990.
- July 29 Joel Baillargeon traded to Quebec for future considerations.
- Sept. 29 Peter Douris traded to St. Louis for 12th round draft choice (Sergei Kharin) in 1989, 4th round draft choice (Scott Levins) in 1990 and Kent Carlson.
- Oct. 3 Dave Hunter claimed from Edmonton in Waiver Draft.
- Nov. 25 Paul Fenton acquired from Los Angeles for Gilles Hamel.
- Dec. 6 Gord Donnelly acquired from Quebec for Mario Marois.
- Dec. 12 Steve Fletcher traded to Philadelphia for future considerations.
- Dec. 30 Moe Lemay acquired from Boston for Ray Neufeld.

1989

- Jan. 14 Dave Hunter claimed on waivers by Edmonton.
- Jan. 19 Alain Chevrier traded to Chicago for 4th round draft choice (Allain Roy) in 1989.
- June 17 Randy Cunneynworth, Rick Tabaracci and Dave McLlwain acquired from Pittsburgh for Jim Kyte, Andrew McBain and Randy Gilhen.
- June 17 Greg Paslawski and 3rd round draft choice (Kris Draper) in 1989 acquired from St. Louis for 3rd round draft choice (Denny Felsner) in 1989 and 2nd round draft choice (Steve Staios) in 1991.
- July 21 Shawn Cronin acquired from Philadelphia for future considerations.
- Sept. 28 Eldon Reddick traded to Edmonton for future considerations.
- Nov. 30 Phil Sykes acquired from Los Angeles for Brad Jones.
- Dec. 13 Paul MacDermid acquired from Hartford for Randy Cunneynworth.

1990

- Jan. 22 Doug Evans acquired from St. Louis for Ron Wilson.
- Jan. 22 Daniel Berthiaume traded to Minnesota for future considerations.
- June 9 Phil Housley, Scott Arniel, Jeff Parker and 1st round draft choice (Keith Tkachuk) in 1990 acquired from Buffalo for Dale Hawerchuk and 1st round draft choice (Brad May) in 1990.



- July 10 Simon Wheeldon acquired from NY Rangers for Brian McReynolds.
- Sept. 6 Laurie Boschman traded to New Jersey for Bob Brooke.
- Sept. 6 Craig Duncanson acquired from Minnesota for Brian Hunt.
- Sept. 30 Peter Taglianetti traded to Minnesota for future considerations.
- Nov. 7 Don Barber acquired from Minnesota for Doug Smail.
- Nov. 10 Eddie Olczyk and Mark Osborne acquired from Toronto for Dave Ellett and Paul Fenton.
- Dec. 14 Mike Eagles acquired from Chicago for 4th round draft choice (Igor Kravchuk) in 1991.

1991

- Jan. 22 Rudy Poeschek acquired from NY Rangers for Guy Larose.
- Feb. 4 Greg Paslawski traded to Buffalo for future considerations.
- Feb. 28 Tom Draper traded to St. Louis for future considerations (Jim Vesey).
- May 21 Bob Joyce, Kent Paynter and Tyler Larter acquired from Washington for Brent Hughes, Craig Duncanson and Simon Wheeldon.
- May 24 Jim Vesey acquired from St. Louis as future considerations in previous trade (Feb. 28, 1991).
- May 24 Tom Draper acquired from St. Louis for future considerations.
- May 30 Tyler Larter claimed by Minnesota in Expansion Draft.
- May 31 Rob Murray and future considerations acquired from Minnesota for 7th round draft choice (Geoff Finch) in 1991 and future considerations.
- June 20 Jim Vesey traded to Boston for future considerations.
- June 22 Tom Draper traded to Buffalo for 7th round draft choice (Artur Oktyabrev) in 1992.
- July 16 Troy Murray and Warren Rychel acquired from Chicago for Bryan Marchment and Chris Norton.
- Oct. 11 Dean Kennedy, Mike Hartman and Darrin Shannon acquired from Buffalo for Dave McLlwain, Gord Donnelly, 5th round draft choice (Yuri Khmylev) in 1992 and future considerations.
- Oct. 15 Tony Joseph traded to Minnesota for Tyler Larter.
- Oct. 22 Sergei Kharin traded to Quebec for Shawn Anderson.
- Oct. 23 Shawn Anderson traded to Washington for future considerations.
- Oct. 29 Petri Skriko acquired from Boston for Brent Ashton.
- Nov. 12 Don Barber claimed on waivers by Quebec.
- Nov. 22 Scott Arniel traded to Boston for future considerations.
- Nov. 26 Mario Marois acquired from St. Louis for future considerations.
- Dec. 30 Tony Joseph and future considerations acquired from Minnesota for Warren Rychel.

1992

- Jan. 10 Aaron Broten signed as a free agent.
- Feb. 27 Moe Mantha traded to Philadelphia for future considerations.
- Mar. 2 Mike Lalor acquired from Washington for Paul MacDermid.
- Mar. 10 Lucien DeBlois acquired from Toronto for Mark Osborne.
- June 10 Daniel Berthiaume acquired from Boston for Doug Evans.
- June 15 Christian Ruuttu acquired from Buffalo for Stephane Beauregard.
- June 18 Mike Hartman claimed by Tampa Bay in Expansion Draft.
- June 19 Danton Cole traded to Tampa Bay for future considerations.
- Aug. 6 Alan Kerr signed as a free agent.
- Aug. 10 Stephane Beauregard acquired from Chicago for Christian Ruuttu.
- Aug. 25 Shawn Cronin traded to Quebec for Dan Lambert.
- Oct. 1 Stephane Beauregard traded to Philadelphia for future considerations.
- Oct. 1 John Druce and 4th round draft choice (John Jakopin) in 1993 acquired from Washington for Pat Elynuik.
- Nov. 14 Andy Brickley signed as a free agent.
- Dec. 28 Tie Domi and Kris King acquired from NY Rangers for Eddie Olczyk.

1993

- Feb. 20 Mark Osiecki claimed on waivers from Ottawa.
- Feb. 21 Troy Murray traded to Chicago for Steve Bancroft and future considerations.
- Mar. 15 Rights to Dimitri Filimonov traded to Ottawa for 4th round draft choice (Ruslan Batyrshin) in 1993.
- Mar. 20 Mark Osiecki and 10th round draft choice (Bill Lang) in 1993 traded to Minnesota for 9th round draft choice (Vladimir Potatov) in 1993.
- Mar. 22 Dan Ratushny traded to Vancouver for 9th round draft choice (Harijs Vitolinsh) in 1993.

- Mar. 22 Jim Hrivnak and 2nd round draft choice (Alexei Budayev) in 1993 acquired from Washington for Rick Tabaracci.
- June 11 Paul Ysebaert acquired from Detroit for Aaron Ward, 4th round draft choice (John Jakopin) in 1993 and future considerations (Alan Kerr).
- June 11 Stephane Beauregard acquired from Philadelphia for future considerations.
- June 18 Alan Kerr traded to Detroit as future considerations in previous trade (June 11, 1993).
- June 24 Scott Levins and Steve Bancroft claimed by Florida in Expansion Draft.
- June 30 Kris Draper traded to Detroit for future considerations.
- July 8 Darryl Shannon signed as a free agent.
- July 29 Jim Hrivnak traded to St. Louis for 6th round draft choice (Chris Kibermanis) in 1994 and future considerations.
- Aug. 3 Dave Tomlinson acquired from Florida for Jason Cirone.
- Aug. 12 Kevin McClelland acquired from Toronto for cash.
- Sept. 24 Nelson Emerson and Stephane Quintal acquired from St. Louis for Phil Housley.
- Sept. 30 Evgeny Davydov traded to Florida for 4th round draft choice (Adam Copeland) in 1994.
- Sept. 30 Brent Severyn acquired from New Jersey for 6th round draft choice (Ryan Smart) in 1994.
- Oct. 3 Brent Severyn traded to Florida for Milan Tichy.
- Nov. 26 Randy Gilhen and 6th round draft choice (Chris Kibermanis) in 1994 acquired from Florida for Stu Barnes.
- Dec. 5 Fredrik Olausson and a 7th round draft choice (Curtis Sheptak) in 1994 traded to Edmonton for a 3rd round draft choice (Tavis Hansen) in 1994.
- Dec. 9 Craig Fisher acquired from Edmonton for cash.

1994

- Feb. 1 Wayne McBean acquired from NY Islanders for Yan Kaminsky.
- Mar. 8 Tim Cheveldae and Dallas Drake acquired from Detroit for Bob Essensa and Sergei Bautin.
- Mar. 15 Dave Manson and 6th round draft choice (Chris Kibermanis) in 1994 acquired from Edmonton for Boris Mironov, Mats Lindgren, 1st round draft choice (Jason Bonsignore) and 4th round draft choice (Adam Copeland) in 1994.
- Mar. 21 Paul Ysebaert traded to Chicago for 3rd round draft choice (Kevin McKay) in 1995.
- May 25 Sheldon Kennedy acquired from Detroit for 3rd round draft choice (Darryl Laplante) in 1995.
- June 3 Neil Wilkinson acquired from Chicago for 3rd round draft choice (Kevin McKay) in 1995.
- July 8 Kevin McClelland traded to Buffalo for future considerations.
- Aug. 8 Brent Thompson and future considerations acquired from Los Angeles for rights to Ruslan Batyrshin and 2nd round draft choice (Marian Cisar) in 1996.

1995

- Jan. 18 Dean Kennedy claimed by Edmonton in Waiver Draft.
- Jan. 18 Sheldon Kennedy claimed by Calgary in Waiver Draft.
- Jan. 18 Wayne McBean claimed by Pittsburgh in Waiver Draft.
- Jan. 18 Igor Korolev claimed from St. Louis in Waiver Draft.
- Jan. 18 Craig Martin claimed on waivers from Detroit.
- Mar. 28 Arto Blomsten traded to Los Angeles for 8th round draft choice (Fredrik Loven) in 1995.
- Apr. 7 Mike Eastwood and 3rd round draft choice (Brad Isbister) in 1995 acquired from Toronto for Tie Domi.
- Apr. 7 Igor Ulanov and Mike Eagles traded to Washington for 3rd round draft choice (Sergei Gusev) and 5th round draft choice (Brian Elder) in 1995.
- Apr. 7 Eddie Olczyk acquired from NY Rangers for 5th round draft choice (Alexei Vasiliev) in 1995.
- Apr. 7 Greg Brown acquired from Pittsburgh for future considerations.
- June 27 Jeff Finley acquired from Philadelphia for Russ Romaniuk.
- July 21 Jason Simon signed as a free agent.
- July 21 Parris Duffus signed as a free agent.
- Aug. 8 Stewart Malgunas signed as a free agent.



Aug. 9 Mike Stapleton signed as a free agent.
 Oct. 2 Jim McKenzie claimed from NY Islanders in Waiver Draft.
 Oct. 6 Darren Turcotte acquired from Hartford for Nelson Emerson.
 Oct. 13 Iain Fraser signed as a free agent.
 Oct. 13 Ed Ronan signed as a free agent.
 Dec. 14 Tom Draper signed as a free agent.
 Dec. 28 Norm Maciver acquired from Pittsburgh for Neil Wilkinson.

1996

Feb. 7 Oleg Tverдовsky, Chad Kilger and 3rd round draft choice (Per-Anton Lundstrom) in 1996 acquired from Anaheim for Teemu Selanne, Marc Chouinard and 4th round draft choice (Kim Staal) in 1996.
 Feb. 15 Craig Muni and 1st round draft choice (Daniel Briere) in 1996 acquired from Buffalo for Darryl Shannon and Michal Grosse.
 Feb. 15 Denis Chasse acquired from Washington for Stewart Malgunas.
 Feb. 27 Dominic Roussel acquired from Philadelphia for Tim Cheveldae and 3rd round draft choice (Chester Gallant) in 1996.
 Mar. 18 Craig Janney acquired from San Jose for Darren Turcotte and a 2nd round draft choice (Remi Royer) in 1996.
 Mar. 20 Dallas Eakins claimed on waivers from St. Louis.
 Mar. 20 Ravil Gusmanov traded to Chicago for 4th round draft choice (Vladimir Antipov) in 1996.
 June 22 Mike Gartner acquired from Toronto for 4th round draft choice (Vladimir Antipov) in 1996.
 July 2 Darcy Wakaluk signed as a free agent.
 July 2 Cliff Ronning signed as a free agent.
 July 3 Brad McCrimmon signed as a free agent.
 July 15 Jim Johnson signed as a free agent.
 Aug. 16 Jeremy Roenick acquired from Chicago for Alexei Zhamnov, Craig Mills and 1st round draft choice (Ty Jones) in 1997.
 Aug. 22 Scott Levins signed as a free agent.
 Aug. 26 Kevin Dahl signed as a free agent.
 Sep. 30 Bob Corkum acquired from Philadelphia in Waiver Draft.
 Nov. 12 Mike Hudson signed as a free agent.

1997

Feb. 6 Jayson More acquired from NY Rangers for Mike Eastwood and Dallas Eakins.
 Mar. 17 Jocelyn Lemieux signed as a free agent.
 Mar. 18 Murray Baron and Chris Murray acquired from Montreal for Dave Manson.
 Mar. 18 Gerald Diduck acquired from Hartford for Chris Murray.
 Mar. 18 Pat Jablonski acquired from Montreal for Steve Cheredaryk.
 May 14 Sean Gagnon signed as a free agent.
 July 8 Rick Tocchet signed as a free agent.
 Aug. 4 Jeff Christian signed as a free agent.
 Aug. 18 John Slaney signed as a free agent.
 Sept. 26 Radoslav Suchy signed as a free agent.
 Sept. 28 Jimmy Waite claimed from Chicago in Waiver Draft.
 Nov. 25 Michel Petit signed as a free agent.

1998

Mar. 4 Keith Carney and Jim Cummins acquired from Chicago for Jayson More and Chad Kilger.
 Mar. 24 Mark Janssens acquired from NY Islanders for 9th round draft choice (Jason Doyle) in 1998.
 June 11 Louie DeBrusk and 5th round draft choice (Jay Leach) in 1998 acquired from Tampa Bay for Craig Janney.
 June 18 J.F. Jomphe acquired from Anaheim for Jim McKenzie.
 June 26 John Slaney claimed by Nashville in Expansion Draft.
 June 30 Mike Sullivan acquired from Nashville for 7th round draft choice (Kyle Kettles) in 1999.
 July 3 Jyrki Lumme signed as a free agent.
 July 22 Bryan Helmer signed as a free agent.
 Aug. 5 Andrei Vasilyev signed as a free agent.
 Aug. 27 Joe Dziedzic signed as a free agent.
 Sept. 1 Greg Adams signed as a free agent.

Oct. 31 Cliff Ronning and Richard Lintner traded to Nashville for future considerations.
 Dec. 3 Stephen Leach signed as a free agent.
 Dec. 19 Bryan Helmer claimed on waivers by St. Louis.

1999

Jan. 13 J.J. Daigneault acquired from Nashville for future considerations.
 Mar. 8 Jamie Huscroft acquired from Vancouver for future considerations.
 Mar. 11 Mikhail Shtalenkov acquired from Edmonton for 5th round draft choice (Matt Koalska) in 2000.
 Mar. 17 Brian Noonan signed as a free agent.
 Mar. 20 Robert Reichel, 3rd round draft choice (Jason Jaspers) in 1999, and 4th round draft choice (Preston Mizzi) in 1999 acquired from NY Islanders for Brad Isbister and 3rd round draft choice (Brian Collins) in 1999.
 Mar. 23 Stan Neckar acquired from NY Rangers for Jason Doig and 6th round draft choice (Jay Dardis) in 1999.
 Apr. 8 David Cullen signed as a free agent.
 June 25 Mike Stapleton claimed by Atlanta in Expansion Draft.
 June 25 Scott Langkow traded to Atlanta for future considerations.
 June 26 Travis Green and 1st round draft choice (Scott Kelman) in 1999 from Anaheim for Oleg Tverдовsky.
 June 26 Jim Cummins traded to Montreal for 6th round draft choice (Eric Lewerstrom) in 1999.
 July 15 Todd Gill signed as a free agent.
 July 16 David Oliver signed as a free agent.
 July 16 Jean-Guy Trudel signed as a free agent.
 Sept. 5 Bob Essensa signed as a free agent.
 Sept. 11 Craig Mills acquired from Chicago for future considerations.
 Sept. 27 Kevin Sawyer signed as a free agent.
 Nov. 19 Sean Burke and 5th round draft choice (Nate Kiser) in 2000 acquired from Florida for Mikhail Shtalenkov and 4th round draft choice (Chris Eade) in 2000.

2000

Feb. 3 Benoit Hogue signed as a free agent.
 Mar. 7 Lyle Odelein acquired from New Jersey for Deron Quint and 3rd round draft choice (Beat Forster) in 2001.
 Mar. 8 Mikael Renberg acquired from Philadelphia for Rick Tocchet.
 Mar. 13 Philippe Audet acquired from Detroit for Todd Gill.
 Mar. 14 Chris Joseph claimed on waivers from Vancouver.
 June 23 Dallas Drake and Lyle Odelein claimed by Columbus in Expansion Draft.
 June 23 Joé Juneau acquired from Minnesota for Rickard Wallin.
 June 24 Brad May acquired from Vancouver for future considerations.
 July 7 Landon Wilson signed as a free agent.
 Aug. 31 Joel Bouchard signed as a free agent.
 Dec. 2 Claude Lemieux signed as a free agent.

2001

Feb. 14 Chris Joseph claimed on waivers by Atlanta.
 Mar. 5 Paul Mara, Mike Johnson, Ruslan Zainullin and 2nd round draft choice (Matthew Spiller) in 2001 acquired from Tampa Bay for Nikolai Khabibulin and Stan Neckar.
 Mar. 13 Todd Simpson acquired from Florida for 2nd round draft choice (Igor Pohanka) in 2001.
 Mar. 13 Michal Handzus, Ladislav Nagy, Jeff Taffe and 1st round draft choice (Ben Eager) in 2002 acquired from St. Louis for Keith Tkachuk.
 June 5 Martin Grenier signed as a free agent.
 June 12 Danny Markov acquired from Toronto for Travis Green, Robert Reichel and Craig Mills.
 June 15 Joé Juneau traded to Montreal for future considerations.
 June 18 Todd Warriner acquired from Tampa Bay for Juha Ylonen.
 June 19 Keith Carney traded to Anaheim for 2nd round draft choice (Andrei Taratukhin) in 2001.
 June 19 Branko Radivojevic signed as a free agent.
 June 22 Sergei Berezin acquired from Toronto for Mikael Renberg.
 June 23 Tyler Bouck acquired from Dallas for Jyrki Lumme.



- July 2 Daymond Langkow acquired from Philadelphia for 2nd round draft choice (Dan Spang) in 2002 and 1st round draft choice (Jeff Carter) in 2003.
- Aug. 30 Zac Bierk signed as a free agent.
- Dec. 28 Drake Berehowsky and Denis Pederson acquired from Vancouver for Todd Warriner, Trevor Letowski, Tyler Bouck and 3rd round draft choice (Dmitri Pestunov) in 2003.

2002

- Jan. 4 Sebastien Bordeleau acquired from Minnesota for David Cullen.
- Jan. 25 Andrei Nazarov acquired from Boston for 5th round draft choice (Peter Hamerlik) in 2002.
- Jan. 25 Brian Savage, 3rd round draft choice (Matt Jones) in 2002 and future considerations acquired from Montreal for Sergei Berezin.
- Mar. 19 Darcy Hordichuk, 4th round draft choice (Lance Monych) in 2002 and 5th round draft choice (John Zeiler) in 2002 acquired from Atlanta for Kirill Safronov, Ruslan Zainullin and 4th round draft choice (Patrick Dwyer) in 2002.
- May 23 Michael Schutte signed as a free agent.
- June 12 Brian Boucher and 3rd round draft choice (Joe Callahan) in 2002 acquired from Philadelphia for Robert Esche and Michal Handzus.
- July 7 Kelly Buchberger signed as a free agent.
- July 12 Tony Amonte signed as a free agent.
- Oct. 26 Deron Quint signed as a free agent.
- Nov. 7 Frank Banham signed as a free agent.
- Dec. 19 Paul Ranheim acquired from Philadelphia for a conditional draft choice in 2004.
- Dec. 31 Jean-Marc Pelletier and a conditional draft choice acquired from Carolina for Patrick DesRochers.

2003

- Jan. 16 Scott Pellerin and a conditional draft choice acquired from Dallas for Claude Lemieux.
- Mar. 8 Brad Ference acquired from Florida for Darcy Hordichuk and 2nd round draft choice (Matt Smaby) in 2003.
- Mar. 10 Guillaume Lefebvre, 3rd round draft choice (Tyler Redenbach) in 2003 and 2nd round draft choice (Brandon Dubinsky) in 2004 acquired from Philadelphia for Tony Amonte.
- Mar. 10 Chris Gratton and 4th round draft choice (Liam Reddox) in 2004 acquired from Buffalo for Daniel Briere and 3rd round draft choice (Andrej Sekera) in 2004.
- Mar. 11 Jan Hrdina and Francois Leroux acquired from Pittsburgh for Ramzi Abid, Dan Focht and Guillaume Lefebvre.
- Mar. 11 Brad May traded to Vancouver for a conditional draft choice (Dmitri Pestunov) in 2003.
- Apr. 10 Mike Stutzel signed as a free agent.
- June 21 David Tanabe and Igor Knyazev acquired from Carolina for Danny Markov and 3rd round draft choice (Billy Ryan) in 2004.
- June 21 Tyson Nash acquired from St. Louis for 5th round draft choice (Lee Stempniak) in 2003.
- July 10 Cale Hulse signed as a free agent.
- July 15 Daniel Cleary signed as a free agent.
- July 22 Mike Sillinger and a conditional draft choice acquired from Dallas for Teppo Numminen.
- July 25 Bryan Helmer acquired from Vancouver for Martin Grenier.
- Oct. 3 Todd Simpson claimed by Anaheim in Waiver Draft.
- Dec. 30 Ivan Novoseltsev acquired from Florida for future considerations.

2004

- Jan. 17 Todd Reirden acquired from Anaheim for future considerations.
- Feb. 9 Mike Comrie acquired from Philadelphia for Sean Burke, Branko Radivojevic and Ben Eager.
- Feb. 11 Frank Banham removed from reserve list per mutual agreement.
- Feb. 22 Landon Wilson traded to Pittsburgh for future considerations.
- Mar. 4 Brent Johnson acquired from St. Louis for Mike Sillinger.
- Mar. 5 Mike Rupp and 2nd round draft choice (Geoff Paukovich) in 2004 acquired from New Jersey for Jan Hrdina.

- Mar. 9 Derek Morris and Keith Ballard acquired from Colorado for Chris Gratton, Ossi Vaananen and 2nd round draft choice (Paul Stastny) in 2005.
- Mar. 9 Brian Savage traded to St. Louis for future considerations.
- June 26 Jason Chimera and 3rd round draft choice (Vaclav Meidl) in 2004 acquired from Edmonton for 2nd round draft choice (Geoff Paukovich) and 4th round draft choice (Liam Reddox) in 2004.
- July 5 Boyd Devereaux signed as a free agent.
- July 6 Sean O'Donnell signed as a free agent.
- July 6 Radoslav Suchy and 6th round draft choice (Derek Reinhart) in 2005 traded to Columbus for 4th round draft choice (Jeremy Duchesne) in 2005.
- July 9 Mike Ricci signed as a free agent.
- Aug. 6 Brett Hull signed as a free agent.
- Aug. 26 Petr Nedved signed as a free agent.
- Aug. 26 Denis Gauthier and Oleg Saprykin acquired from Calgary for Daymond Langkow.
- Sept. 15 Olivier Latendresse signed as a free agent.
- Nov. 20 Jarrod Skalde acquired on loan from Tampa Bay for loan of Jason Jaspers.

2005

- Feb. 10 Jamie Storr acquired on loan from Tampa Bay for loan of Jean-Marc Pelletier.
- Aug. 17 Curtis Joseph signed as a free agent.
- Aug. 23 Mike Leclerc acquired from Anaheim for a conditional draft choice (Steven Kampfer) in 2007.
- Aug. 26 Zbynek Michalek acquired from Minnesota for Erik Westrum and Dustin Wood.
- Oct. 8 Geoff Sanderson and Tim Jackman acquired from Columbus for Jason Chimera, Cale Hulse and Mike Rupp.
- Oct. 15 Brett Hull retired.
- Oct. 18 Jamie Lundmark acquired from NY Rangers for Jeff Taffe.
- Nov. 4 Steve Gainey signed as a free agent.
- Nov. 5 Yanick Lehoux claimed on waivers from Los Angeles.
- Nov. 11 Krystofer Kolanos claimed on waivers by Edmonton.
- Nov. 18 Dave Scatchard acquired from Boston for David Tanabe.
- Nov. 25 Pascal Rheaume, Ray Schultz and Steven Spencer acquired from New Jersey for Brad Ference.
- Nov. 25 Yanick Lehoux claimed on waivers by Los Angeles.
- Nov. 28 Mikael Tellqvist acquired from Toronto for Tyson Nash and 4th round draft choice (Matt Frattin) in 2007.
- Dec. 19 Krystofer Kolanos claimed on waivers from Edmonton.
- Dec. 28 Pavel Brendl acquired from Carolina for Krystofer Kolanos.

2006

- Jan. 20 Dennis Seidenberg acquired from Philadelphia for Petr Nedved.
- Jan. 24 Jeff Taffe acquired from NY Rangers for Martin Sonnenberg.
- Feb. 1 Steven Reinprecht and Philippe Sauve acquired from Calgary for Brian Boucher and Mike Leclerc.
- Mar. 9 Joel Perrault acquired from Anaheim for Sean O'Donnell.
- Mar. 9 Josh Gratton and two 2nd round draft choices (Cory Emerton and Shawn Matthias) in 2006 acquired from Philadelphia for Denis Gauthier.
- Mar. 9 Jamie Rivers acquired from Detroit for 7th round draft choice (Nick Oslund) in 2006.
- Mar. 9 Yanick Lehoux acquired from Los Angeles for Tim Jackman.
- Mar. 9 Jamie Lundmark traded to Calgary for a 4th round draft choice (Doug Rogers) in 2006.
- Mar. 9 Oleg Kvasha and conditional draft choice acquired from NY Islanders for 3rd round choice (Brad Marchand) in 2006.
- Mar. 27 Bill Thomas signed as a free agent.
- May 5 Patrick Fischer signed as a free agent.
- June 26 Nick Boynton and 4th round draft choice (Matt Frattin) in 2007 acquired from Boston for Paul Mara and 3rd round draft choice (Maxime MacEnaver) in 2007.
- July 1 Ed Jovanovski signed as a free agent.
- July 2 Mike Morrison signed as a free agent.



July 3 Josh Tordjman signed as a free agent.
 July 4 Jeremy Roenick signed as a free agent.
 July 5 Georges Laraque signed as a free agent.
 July 12 Mike Johnson traded to Montreal for a 4th round choice (Vladimir Ruzicka) in 2007.
 July 17 Don MacLean signed as a free agent.
 July 19 Bryan Helmer signed as a free agent.
 July 20 Travis Roche signed as a free agent.
 July 21 Mike Zigomanis signed as a free agent.
 Aug. 16 Owen Nolan signed as a free agent.
 Oct. 29 Yanic Perreault signed as a free agent.
 Oct. 31 Joel Perrault claimed on waivers by St. Louis.
 Nov. 28 Mikael Tellqvist acquired from Toronto for Tyson Nash and 4th round draft choice in 2007.
 Dec. 19 Joel Perrault claimed on waivers from St. Louis.

2007

Jan. 3 Alexei Kaigodorov acquired from Ottawa for Mike Comrie.
 Jan. 8 Kevyn Adams acquired from Carolina for Dennis Seidenberg.
 Feb. 12 Mathias Tjarnqvist and 1st round draft choice (Riley Nash) in 2007 acquired from Dallas for Ladislav Nagy.
 Feb. 27 Brendan Bell and 2nd round draft choice in 2008 from Toronto for Yanic Perreault and 5th round draft choice in 2008.
 Feb. 27 Oleg Saprykin and 7th round draft choice (Torrie Jung) in 2007 traded to Ottawa for 2nd round draft choice in 2008.
 Feb. 27 Niko Kapanen claimed off waivers from Atlanta.
 Feb. 27 Daniel Carcillo and 3rd round draft choice in 2008 acquired from Pittsburgh for Georges Laraque.
 Mar. 15 Alex Leavitt signed as a free agent.
 July 9 Mike York signed as a free agent.
 July 9 Joey Tenute signed as a free agent.
 July 9 John DiSalvatore signed as a free agent.
 July 13 Tomas Surovy signed as a free agent.
 July 19 David Aebischer signed as a free agent.
 July 19 Craig Weller signed as a free agent.
 July 19 David Schlemko signed as a free agent.
 July 20 Matt Murley signed as a free agent.
 July 23 Ryan Caldwell signed as a free agent.
 Aug. 9 Joel Perrault signed to a one-year contract.
 Aug. 11 Radim Vrbata acquired from Chicago for Kevyn Adams.
 Aug. 13 Alex Auld signed as a free agent.
 Aug. 29 Keith Ballard signed to a two-year contract.
 Oct. 8 Freddy Meyer claimed off waivers from NY Islanders.
 Nov. 10 Freddy Meyer claimed off waivers by NY Islanders.
 Nov. 17 Ilya Bryzgalov claimed off waivers from Anaheim.
 Nov. 23 David Aebischer loaned to HC Lugano (Swiss National League A).
 Dec. 6 Nate DiCasmirro and a 5th round pick in the 2009 NHL Entry Draft acquired from Boston in exchange for Alex Auld.

2008

Jan. 23 Ilya Bryzgalov signed to a three-year contract.
 Feb. 8 Pete Vandermeer signed as a free agent.
 Feb. 26 Marcel Hossa and Al Montoya acquired from NY Rangers in exchange for Fredrik Sjostrom, David LeNeveu, Josh Gratton and a conditional draft pick.
 Mar. 31 Kyle Turris signed to entry-level contract.
 Apr. 2 Nick Ross signed to entry-level contract.
 Apr. 13 Chad Kolarik signed to entry-level contract.
 Apr. 14 Kevin Porter signed to entry-level contract.
 Apr. 28 Brett MacLean signed to entry-level contract.
 May 20 Jonas Ahnelov signed to entry-level contract.
 June 20 Olli Jokinen acquired from Florida in exchange for Keith Ballard, Nick Boynton and 2nd round draft choice in 2008.
 June 25 Brian McGrattan acquired from Ottawa in exchange for a 5th round pick in 2009.
 July 1 Kurt Sauer signed as a free agent.

July 1 Todd Fedoruk signed as a free agent.
 July 1 Mikkel Boedker signed to entry-level contract.
 July 1 Viktor Tikhonov signed to entry-level contract.
 July 2 Drew Fata signed as a free agent.
 July 2 Derek Nesbitt signed as a free agent.
 July 2 David Spina signed as a free agent.
 July 2 Al Montoya signed to a two-year contract.
 July 3 David Hale signed as a free agent.
 July 3 Matt Jones signed a two-year contract.
 July 3 Francis Lessard signed as a free agent.
 July 3 Brian McGrattan signed a one-year contract.
 July 15 Jeff Hoggan signed as a free agent.
 July 15 Ryan Lannon signed as a free agent.
 July 18 Garth Murray signed as a free agent.
 July 22 Daniel Carcillo signed to a two-year contract.
 Aug. 14 Joel Perrault signed to a two-year contract.
 Sept. 12 Sean Zimmerman acquired from New Jersey in exchange for Kevin Cormier.
 Oct. 9 Mike Zigomanis traded to Pittsburgh in exchange for future considerations.
 Oct. 28 Ken Klee claimed off waivers from Anaheim.
 Nov. 3 Alexander Nikulin acquired from Ottawa in exchange for Drew Fata.
 Nov. 25 Wyatt Smith acquired from Tampa Bay in exchange for future considerations.
 Dec. 3 Joakim Lindstrom acquired from Anaheim in exchange for Logan Stephenson.

2009

Mar. 4 Mikael Tellqvist traded to Buffalo in exchange for a 4th round draft choice in 2010.
 Mar. 4 Matthew Lombardi, Brandon Prust and a conditional 1st round draft choice acquired from Calgary in exchange for Olli Jokinen and a 3rd round draft choice in 2009.
 Mar. 4 Scottie Upshall and a 2nd round draft choice in 2011 acquired from Philadelphia in exchange for Daniel Carcillo.
 Mar. 4 Nigel Dawes, Dmitri Kalinin and Petr Prucha acquired from NY Rangers in exchange for Derek Morris.
 Mar. 20 Jeff May signed as a free agent; assigned to San Antonio (AHL).
 Apr. 13 Justin Bernhardt signed to entry-level contract.
 June 19 Stefan Meyer acquired from Florida in exchange for the rights to Steven Reinprecht.
 June 19 Petr Prucha signed to a two-year contract.
 June 27 Jim Vandermeer acquired from Calgary in exchange for Brandon Prust.
 June 27 Sami Lepisto acquired from Washington in exchange for a 5th round draft choice in 2010.
 June 27 Shaun Heshka acquired from Vancouver in exchange for a seventh round draft choice in 2009.
 July 1 Vernon Fiddler signed as a free agent.
 July 1 Jason LaBarbera signed as a free agent.
 July 2 Adrian Aucoin signed as a free agent.
 July 13 Lauri Korpikoski acquired from NY Rangers in exchange for Enver Lisin.
 July 16 Keith Yandle signed to a two-year contract.
 July 21 Radim Vrbata acquired from Tampa Bay in exchange for Todd Fedoruk and David Hale.
 July 28 Scottie Upshall signed to a one-year contract.
 Sept. 2 Taylor Pyatt signed as a free agent.
 Sept. 28 Ryan Hollweg signed as a free agent.
 Sept. 28 Matt Watkins signed to entry level contract.
 Sept. 29 Robert Lang signed as a free agent.
 Sept. 30 Paul Bissonnette claimed off waivers from Pittsburgh.
 Oct. 1 Colin Long signed to entry level contract.
 Nov. 28 Viktor Tikhonov loaned to Cherepovets (KHL - Russia).
 Dec. 9 Michael Stone signed to entry level contract.
 Dec. 21 Anders Eriksson signed to contract.

**2010**

- Mar. 3 Wojtek Wolski acquired from Colorado for Peter Mueller and Kevin Porter
- Mar. 3 Derek Morris acquired from Boston for a conditional draft choice in the 2011 Entry Draft
- Mar. 3 Lee Stempniak acquired from Toronto for Matt Jones and a 4th and 7th round choice in the 2010 Entry Draft
- Mar. 3 Mathieu Schneider acquired from Vancouver for Sean Zimmerman and a conditional draft choice in the 2010 Entry Draft
- Mar. 3 Petteri Nokelainen acquired from Anaheim for 6th round draft choice in the 2011 Entry Draft
- Mar. 3 Alexandre Picard acquired from Columbus for Chad Kolarik
- Mar. 3 Miika Wiikman and a 7th round choice in the 2011 Entry Draft acquired from NY Rangers for Anders Eriksson
- Mar. 13 Viktor Tikhonov recalled from Cherepovets (KHL)
- Mar. 31 Chris Summers signed to an entry level contract
- Apr. 2 Mathieu Brodeur signed to an entry level contract
- May 3 Maxim Goncharov signed to entry level contract
- May 13 Acquired a 5th round draft choice in the 2010 Entry Draft from Carolina for the rights to prospect Jared Staal
- May 24 Oliver Ekman-Larsson signed to entry level contract
- June 9 Scottie Upshall signed to a one-year contract
- June 10 David Schlemko signed to a one-year contract
- June 10 Ryan Hollweg signed to a one-year contract
- June 17 Adrian Aucoin signed to a two-year contract
- June 21 Taylor Pyatt signed to a two-year contract
- June 28 Wojtek Wolski signed to a two-year contract
- June 28 Daniel Winnik traded to Colorado for 4th round choice in the 2012 Entry Draft
- June 29 Sami Lepisto signed to one-year contract
- June 30 Patrick O'Sullivan acquired from Edmonton for Jim Vandermeer; O'Sullivan's contract bought out
- July 1 Ray Whitney signed as a free agent
- July 1 Derek Morris signed to a four-year contract
- July 1 Petteri Nokelainen's contract is bought out
- July 2 Andrew Ebbett signed as a free agent
- Sept. Eric Belanger signed as a free agent
- Sept. Lee Stempniak signed to a two-year contract
- Oct. 8 Brandon Gormley signed to an entry-level contract
- Dec. 16 Tom Fenton signed to an emergency contract

2011

- Jan. 10 Acquired Michal Rozsival from the New York Rangers in exchange for Wojtek Wolski
- Feb. 9 Acquired a 6th round draft choice in the 2011 Entry Draft from the New York Islanders in exchange for Al Montoya
- Feb. 28 Acquired Rostislav Klesla and Dane Byers from the Columbus Blue Jackets in exchange for Scottie Upshall and Sami Lepisto
- Apr. 2 Andy Miele (Miami, OH) signed to an entry-level contract
- Apr. 6 Mark Visentin signed to an entry-level contract
- Apr. 22 Brett Hextall signed to an entry-level contract
- May 8 Acquired Ethan Werek from the New York Rangers in exchange for Oscar Lindberg
- May 19 Ethan Werek signed to an entry-level contract
- May 20 Petteri Nokelainen signed to a one-year contract
- June 1 Jordan Szwarz signed to an entry-level contract
- June 1 Louis Domingue signed to an entry-level contract
- June 2 Justin Weller signed to an entry-level contract
- June 6 Jason LaBarbera signed to a two-year contract
- June 7 Acquired Matt Clackson, a 3rd round draft choice in the 2012 Entry Draft and future considerations from the Philadelphia Flyers in exchange for the negotiating rights to Ilya Bryzgalov
- July 1 Mike Smith signed as a free agent
- July 1 Raffi Torres signed as a free agent

- July 1 Boyd Gordon signed as a free agent
- July 1 Radim Vrbata re-signed to a three-year contract
- July 2 Alex Bolduc signed as a free agent
- July 4 Curtis McElhinney signed as a free agent
- July 4 Tyler Eckford signed as a free agent
- July 5 Keith Yandle re-signed to a five-year contract
- July 6 Dean Arsene signed as a free agent
- July 6 Nathan Oystreck signed as a free agent
- July 6 Matt Watkins re-signed to a one-year contract
- July 19 Kyle Chipchura signed as a free agent
- July 19 Marc-Antoine Pouliot signed to a one-year contract
- July 19 Mathieu Beaudoin signed to a one-year contract
- July 19 Brett MacLean signed to a one-year contract
- July 20 Lauri Korpikoski re-signed to a two-year contract
- July 27 Justin Pogge signed to a one-year contract
- July 28 Connor Murphy signed to an entry-level contract
- Aug. 4 Patrick O'Sullivan signed to a one-year contract
- Aug. 10 Viktor Tikhonov signed to a one-year contract
- Aug. 18 Mikkel Boedker re-signed to a two-year contract
- Aug. 29 Acquired Daymond Langkow from the Calgary Flames in exchange for Lee Stempniak
- Sept. 8 Marc Cheverie acquired from the Florida Panthers in exchange for Justin Bernhardt
- Oct. 5 Paul Bissonnette signed to a two-year contract extension
- Oct. 6 Martin Hanzal signed to a five-year contract extension
- Oct. 23 Brock Trotter and a 7th round choice in the 2012 Entry Draft acquired from the Montreal Canadiens in exchange for Petteri Nokelainen and Garrett Stafford
- Oct. 28 Cal O'Reilly acquired from the Nashville Predators in exchange for a 4th round selection in the 2012 Entry Draft
- Nov. 22 Kyle Turris re-signed to a multi-year contract
- Dec. 17 David Rundblad and a 2nd round selection in the 2012 Entry Draft acquired from the Ottawa Senators in exchange for Kyle Turris

2012

- Jan. 2 Raffi Torres suspended two games
- Jan. 10 Gilbert Brule claimed off re-entry waivers from the Edmonton Oilers
- Jan. 12 Cal O'Reilly placed on waivers
- Feb. 1 Cal O'Reilly claimed on re-entry waivers by the Pittsburgh Penguins
- Feb. 22 Antoine Vermette acquired from the Columbus Blue Jackets in exchange for a 2nd round selection (previously acquired from OTT) in the 2012 Entry Draft, a 5th round selection the 2013 Entry Draft and goaltender Curtis McElhinney
- Mar. 2 Brendan Shinnimin signed to a three-year entry level contract
- Mar. 21 Shane Doan suspended three games
- Mar. 23 Scott Arnold signed to a two-year entry level contract
- Mar. 29 Chris Brown signed to a three-year entry level contract
- Mar. 29 Mike Lee signed to a three-year entry level contract
- Apr. 21 Raffi Torres suspended 25 games
- Apr. 30 Mark Louis signed to a one-year contract
- May 29 Phil Lane signed to a three-year entry level contract
- June 22 Zbynek Michalek acquired from the Pittsburgh Penguins in exchange for defenseman Harrison Ruopp, goaltender Marc Cheverie and the 81st selection in the 2012 Entry Draft
- June 29 Andy Miele re-signed to a one-year contract
- July 1 Dave Moss signed to a two-year contract
- July 1 Chad Johnson signed to a one-year contract
- July 2 Alexandre Bolduc re-signed to a one-year contract
- July 2 Chris Conner signed to a one-year contract
- July 2 Raffi Torres' suspension reduced to 21 games
- July 3 Rob Klinkhammer signed to a one-year contract
- July 4 Steve Sullivan signed to a one-year contract
- July 6 Kyle Chipchura re-signed to a one-year contract
- July 11 Joel Rechlicz signed to a one-year contract



July 12 Nick Johnson signed to a one-year contract
 July 18 Chris Summers re-signed to a one-year contract
 Sept. 14 Shane Doan re-signed to a four-year contract

2013

Jan. 16 Matthew Lombardi acquired from the Toronto Maple Leafs in exchange for the 4th round draft choice in the 2014 NHL Entry Draft
 Feb. 25 David Schlemko re-signed to a two-year contract
 Mar. 6 Mathieu Brisebois signed to a three-year entry level contract
 Mar. 8 Darian Dziurzynski signed to a two-year entry level contract
 Mar. 11 Henrik Samuelsson signed to a three-year entry level contract
 Mar. 15 Oliver Ekman-Larsson signed to a six-year contract
 Mar. 29 Tobias Rieder acquired from the Edmonton Oilers in exchange for Kale Kessy
 Apr. 3 Acquired a 3rd round draft choice in the 2013 NHL Entry Draft from the San Jose Sharks in exchange for Raffi Torres
 Apr. 3 Brandon McMillan acquired from the Anaheim Ducks in exchange for Matthew Lombardi
 Apr. 3 Acquired a 7th round draft choice in the 2014 NHL Entry Draft from the New Jersey Devils in exchange for Steve Sullivan
 Apr. 15 Tobias Rieder signed to a three-year entry level contract
 May 16 Rob Klinkhammer re-signed to a two-year contract
 May 29 James Melindy signed to a three-year entry level contract
 July 1 Mike Smith re-signed to a six-year contract
 July 5 Mike Ribeiro signed to a four-year contract
 Lauri Korpikoski re-signed to a four-year contract
 Thomas Greiss signed to a one-year contract
 Michael Stone re-signed to a three-year contract
 Chris Summers re-signed to a one-year contract
 Kyle Chipchura re-signed to a three-year contract
 Andy Miele re-signed to a one-year contract
 July 8 Tim Kennedy signed to a one-year contract
 July 22 David Rundblad signed to a two-year contract
 July 25 Signed Brandon McMillan to a one-year contract
 July 30 Signed Mark Louis to a two-year two-way contract
 Aug. 1 Signed Mathieu Brodeur to a one-year two-way contract
 Sept. 6 Signed Brett Hextall to a one-year two-way contract
 Sept. 7 Re-signed Mikkel Boedker to a two-year contract
 Oct. 13 Signed Jeff Halpern to a one-year contract
 Nov. 4 Signed Tyler Gaudet to a three-year entry-level contract
 Nov. 29 Signed Gilbert Brule to a one-year contract

2014

Mar. 4 Traded David Rundblad and Mathieu Brisebois to Chicago in exchange for a 2nd round pick in the 2014 Entry Draft
 Mar. 4 Acquired Martin Erat and John Mitchell from Washington in exchange for Rostislav Klesla, Chris Brown and a 4th round pick in the 2015 Entry Draft
 Mar. 19 Signed Greg Carey to a one-year entry-level contract
 Apr. 7 Signed Justin Hache to a three-year entry-level contract
 Apr. 12 Signed Dan O'Donoghue to a two-year entry-level contract
 May 8 Signed Marek Langhamer to a three-year entry-level contract
 May 12 Signed Chris Summers to a two-year contract
 June 27 Initiated a buyout of the three remaining years of Mike Ribeiro's contract
 June 29 Acquired Sam Gagner and B.J. Crombeen from Tampa Bay in exchange for a sixth round draft choice in the 2015 NHL Entry Draft
 July 1 Signed Devan Dubnyk to a one-year contract
 Signed Joe Vitale to a three-year contract
 Signed Alexandre Bolduc, Justin Hodgman, Andrew Campbell, Dylan Reese and Mike McKenna to one-year two-way contracts
 July 11 Signed Dave Moss to a one-year contract
 July 15 Signed Brandon McMillan to a one-year two-way contract
 Signed Jordan Szwarz to a two-year two-way contract
 July 18 Signed Brendan Perlini to a three-year entry-level contract
 Oct. 5 Signed Laurent Dauphin to a three-year entry-level contract

Dec. 5 Acquired Philip Samuelsson from the Pittsburgh Penguins in exchange for Rob Klinkhammer and a conditional fifth round choice in the 2016 Entry Draft

2015

Jan. 3 David Schlemko claimed off waivers by the Dallas Stars
 Jan. 14 Traded Devan Dubnyk to the Minnesota Wild in exchange for a third round choice in the 2015 Entry Draft
 Feb. 11 Claimed Mark Arcobello off waivers from the Pittsburgh Penguins
 Feb. 12 Brandon McMillan claimed off waivers by the Vancouver Canucks
 Feb. 28 Acquired Klas Dahlbeck and a first round selection in the 2015 Entry Draft from the Chicago Blackhawks in exchange for Antoine Vermette
 Mar. 1 Acquired Anthony Duclair, John Moore, a first round draft choice in the 2016 Entry Draft and a second round choice in the 2015 Entry Draft from the New York Rangers in exchange for Keith Yandle and Chris Summers and a fourth round draft choice in the 2016 Entry Draft
 Mar. 2 Acquired Maxim Letunov from the St. Louis Blues in exchange for Zbynek Michalek and a conditional third round draft choice in the 2015 Entry Draft
 Mar. 2 Acquired David Leggio from the New York Islanders in exchange for Mark Louis
 Mar. 2 Claimed Craig Cunningham (BOS) and Tye McGinn (SJS) off waivers
 Apr. 10 Signed Ryan MacInnis to a three-year entry-level contract
 Apr. 16 Signed Christian Dvorak to a three-year entry-level contract
 May 28 Signed Matthias Plachta to a one-year entry-level contract
 June 27 Acquired Nicklas Grossmann and the contract of Chris Pronger from Philadelphia in exchange for Sam Gagner and a conditional fourth round draft choice in 2016 or a third round draft choice in 2017
 June 30 Acquired Boyd Gordon from Edmonton in exchange for Lauri Korpikoski
 June 30 Signed Craig Cunningham to a one-year two-way contract
 Signed Antoine Vermette to a two-year contract
 July 1 Signed Zbynek Michalek to a two-year contract
 July 1 Signed Anders Lindback to a one-year contract
 July 1 Signed Brad Richardson to a three-year contract
 July 1 Signed Steve Downie to a one-year contract
 July 1 Signed Dustin Jeffrey to a one-year two-way contract
 July 1 Signed Dylan Reese to a one-year two-way contract
 July 1 Signed Dakota Mermis to a three-year entry-level contract
 July 2 Signed Alex Grant to a one-year two-way contract
 July 3 Signed Derek Smith to a one-year two-way contract
 July 3 Signed Eric Selleck to a one-year two-way contract
 July 6 Signed Dylan Strome to a three-year entry-level contract
 July 7 Signed Mikkel Boedker to a one-year contract
 July 10 Signed John Scott to a one-year contract
 July 15 Signed Philip Samuelsson to a one-year two-way contract
 July 15 Signed Brendan Shinnimin to a one-year two-way contract
 July 20 Signed Klas Dahlbeck to a one-year two-way contract
 July 20 Signed Jordan Martinook to a two-year two-way contract
 July 23 Signed Michael Bunting to a three-year entry-level contract
 July 29 Signed Niklas Treutle to a one-year entry-level contract
 Aug. 4 Signed Brandon Gormley to a one-year two-way contract
 Aug. 24 Signed Christian Fischer to a three-year entry-level contract
 Sept. 5 Signed Nick Merkley to a three-year entry-level contract
 Sept. 5 Signed Louis Domingue to a one-year two-way contract
 Sept. 9 Acquired Stefan Elliott from Colorado in exchange for Brandon Gormley
 Sept. 18 Signed Stefan Elliott to a one-year two-way contract



GENERAL MANAGERS

YEAR	NAME	GAMES	RECORD	PTS
1979-80	John Ferguson	80	20-49-11	51
1980-81	John Ferguson	80	9-57-14	32
1981-82	John Ferguson	80	33-33-14	80
1982-83	John Ferguson	80	33-39-8	74
1983-84	John Ferguson	80	31-38-11	73
1984-85	John Ferguson	80	43-27-10	96
1985-86	John Ferguson	80	26-47-7	59
1986-87	John Ferguson	80	40-32-8	88
1987-88	John Ferguson	80	33-36-11	77
1988-89	John Ferguson	22	10-8-4	24
	Mike Smith	58	16-34-8	40
1989-90	Mike Smith	80	37-32-11	85
1990-91	Mike Smith	80	26-43-11	63
1991-92	Mike Smith	80	33-32-15	81
1992-93	Mike Smith	84	40-37-7	87
1993-94	Mike Smith	48	17-26-5	39
	John Paddock	36	7-25-4	18
1994-95	John Paddock	48	16-25-7	39
1995-96	John Paddock	82	36-40-6	78
1996-97	John Paddock	29	10-15-4	24
	Bobby Smith	53	28-22-3	59
1997-98	Bobby Smith	82	35-35-12	82
1998-99	Bobby Smith	82	39-31-12	90
*1999-00	Bobby Smith	82	39-31-8-4	90
2000-01	Bobby Smith	58	27-17-12-2	68
	Cliff Fletcher	24	8-10-5-1	22
2001-02	Michael Barnett	82	40-27-9-6	95
2002-03	Michael Barnett	82	31-35-11-5	78
2003-04	Michael Barnett	82	22-36-18-6	68
2005-06	Michael Barnett	82	38-39-5	81
2006-07	Michael Barnett	82	31-46-5	67
2007-08	Don Maloney	82	38-37-7	83
2008-09	Don Maloney	82	36-39-7	79
2009-10	Don Maloney	82	50-25-7	107
2010-11	Don Maloney	82	43-26-13	99
2011-12	Don Maloney	82	42-27-13	97
2012-13	Don Maloney	48	21-18-9	51
2013-14	Don Maloney	82	37-30-15	89
2014-15	Don Maloney	82	24-50-8	56

*Records for '99-00 are "adjusted" to reflect overtime losses instead of regulation ties.

HEAD COACHES

YEAR	NAME	GAMES	RECORD	PTS
1979-80	Tom McVie	77	19-47-11	49
	Bill Sutherland	3	1-2-0	2
1980-81	Tom McVie	28	1-20-7	9
	Bill Sutherland	29	6-20-3	15
	Mike Smith	23	2-17-4	8
1981-82	Tom Watt	80	33-33-14	80
1982-83	Tom Watt	80	33-39-8	74
1983-84	Tom Watt	21	6-13-2	14
	Barry Long	59	25-25-9	59
1984-85	Barry Long	80	43-27-10	96
1985-86	Barry Long	66	19-41-6	44
	John Ferguson	14	7-6-1	15
1986-87	Dan Maloney	80	40-32-8	88
1987-88	Dan Maloney	80	33-36-11	77
1988-89	Dan Maloney	52	18-25-9	45
	Rick Bowness	28	8-17-3	19
1989-90	Bob Murdoch	80	37-32-11	85
1990-91	Bob Murdoch	80	26-43-11	63
1991-92	John Paddock	80	33-32-15	81
1992-93	John Paddock	84	40-37-7	87
1993-94	John Paddock	84	24-51-9	57
1994-95	John Paddock	33	9-18-6	24
	Terry Simpson	15	7-7-1	15
1995-96	Terry Simpson	82	36-40-6	78
1996-97	Don Hay	82	38-37-7	83
1997-98	Jim Schoenfeld	82	35-35-12	82
1998-99	Jim Schoenfeld	82	39-31-12	90
*1999-00	Bob Francis	82	39-31-8-4	90
2000-01	Bob Francis	82	35-27-17-3	90
2001-02	Bob Francis	82	40-27-9-6	95
2002-03	Bob Francis	82	31-35-11-5	78
2003-04	Bob Francis	62	20-24-15-3	58
	Rick Bowness	20	2-12-3-3	10
2005-06	Wayne Gretzky	82	38-39-5	81
2006-07	Wayne Gretzky	82	31-46-5	67
2007-08	Wayne Gretzky	82	38-37-7	83
2008-09	Wayne Gretzky	82	36-39-7	79
2009-10	Dave Tippett	82	50-25-7	107
2010-11	Dave Tippett	82	43-26-13	99
2011-12	Dave Tippett	82	42-27-13	97
2012-13	Dave Tippett	48	21-18-9	51
2013-14	Dave Tippett	82	37-30-15	89
2014-15	Dave Tippett	82	24-50-8	56

*Records for '99-00 are "adjusted" to reflect overtime losses instead of regulation ties.

GENERAL MANAGER FRANCHISE TOTALS

NAME	GAMES	RECORD	PTS	PT%
John Ferguson	742	278-366-98	654	.441
Don Maloney	622	291-252-79	661	.531
Mike Smith	430	169-204-57	395	.459
Michael Barnett	410	162-183-38-27	389	.474
Bobby Smith	357	168-136-47-6	389	.545
John Paddock	195	69-105-21	159	.408
Cliff Fletcher	24	8-10-5-1	22	.458

HEAD COACH FRANCHISE TOTALS

NAME	GAMES	RECORD	PTS	PT%
Dave Tippett	458	217-176-65	499	.545
Bob Francis	390	165-144-60-21	411	.527
Wayne Gretzky	328	143-161-24	310	.473
John Paddock	281	106-138-37	249	.443
Dan Maloney	212	91-93-28	210	.495
Barry Long	205	87-93-25	199	.485
Tom Watt	181	72-85-24	168	.464
Jim Schoenfeld	164	74-66-24	172	.524
Bob Murdoch	160	63-75-22	148	.463
Tom McVie	105	20-67-18	58	.276
Terry Simpson	97	43-47-7	93	.479
Don Hay	82	38-37-7	83	.506
Rick Bowness	48	10-29-6-3	29	.302
Bill Sutherland	32	7-22-3	17	.266
Mike Smith	23	2-17-4	8	.174
John Ferguson	14	7-6-1	15	.536



ASSISTANT COACHES

YEAR	NAME
1979-80	Bill Sutherland
1980-81	Bill Sutherland
1981-82	Bill Sutherland
1982-83	Bill Sutherland
1983-84	Bill Sutherland, Barry Long, Rick Bowness
1984-85	Bill Sutherland, Rick Bowness
1985-86	Bill Sutherland, Rick Bowness
1986-87	Bill Sutherland, Rick Bowness
1987-88	Bill Sutherland, Rick St. Croix, Bruce Southern
1988-89	Bill Sutherland, Rick St. Croix, Bruce Southern
1989-90	Alpo Suhonen, Clare Drake
1990-91	Clare Drake, Terry Simpson
1991-92	Terry Simpson, Glen Williamson, *Dave Prior
1992-93	Terry Simpson, Glen Williamson, Alpo Suhonen
1993-94	Andy Murray, Zinetula Bilyaletdinov, *Pete Peeters
1994-95	Andy Murray, Terry Simpson, Zinetula Bilyaletdinov, *Pete Peeters
1995-96	Perry Pearn, Randy Carlyle, *Pete Peeters
1996-97	Zinetula Bilyaletdinov, Paul MacLean, *Pete Peeters
1997-98	John Tortorella, Gordie Roberts, *Benoit Allaire
1998-99	John Tortorella, Gordie Roberts, *Benoit Allaire
1999-00	Rick Bowness, Wayne Fleming, *Benoit Allaire
2000-01	Rick Bowness, Pat Conacher, *Benoit Allaire
2001-02	Rick Bowness, Pat Conacher, *Benoit Allaire
2002-03	Rick Bowness, Pat Conacher, *Benoit Allaire
2003-04	Rick Bowness, Pat Conacher, Tom Kurvers, *Benoit Allaire
2005-06	Rick Tocchet, Barry Smith, Rick Bowness, *Grant Fuhr
2006-07	Barry Smith, Ulf Samuelsson, *Grant Fuhr
2007-08	Ulf Samuelsson, Rick Tocchet, *Grant Fuhr
2008-09	Ulf Samuelsson, Doug Sulliman, *Grant Fuhr
2009-10	Ulf Samuelsson, Dave King, Doug Sulliman, *Sean Burke
2010-11	Ulf Samuelsson, Dave King, Doug Sulliman, *Sean Burke
2011-12	Jim Playfair, John Anderson, *Sean Burke
2012-13	Jim Playfair, John Anderson, *Sean Burke
2013-14	Jim Playfair, Newell Brown, *Sean Burke
2014-15	Jim Playfair, Newell Brown, *Sean Burke

* = Goaltending coach

CAPTAINS

YEAR	NAME
1979-80	Lars Erik Sjoberg
1980-81	Morris Lukowich
	Scott Campbell (14 games)
1981-82	Dave Christian
	Barry Long (5 games)
1982-83	Dave Christian
	Lucien DeBlois (22 games)
1983-84	Lucien DeBlois
1984-85	Dale Hawerchuk
1985-86	Dale Hawerchuk
1986-87	Dale Hawerchuk
1987-88	Dale Hawerchuk
1988-89	Dale Hawerchuk
1989-90	Thomas Steen, Dale Hawerchuk & Randy Carlyle (Co captains)
1990-91	Thomas Steen & Randy Carlyle (Co captains)
1991-92	Troy Murray
1992-93	Troy Murray
	Dean Kennedy
1993-94	Dean Kennedy
	Keith Tkachuk
1994-95	Keith Tkachuk
1995-96	Kris King
1996-97	Keith Tkachuk
1997-98	Keith Tkachuk
1998-99	Keith Tkachuk
1999-00	Keith Tkachuk
2000-01	Keith Tkachuk (64 games)
2001-02	Teppo Numminen
2002-03	Teppo Numminen
2003-04	Shane Doan
2005-06	Shane Doan
2006-07	Shane Doan
2007-08	Shane Doan
2008-09	Shane Doan
2009-10	Shane Doan
2010-11	Shane Doan
	Ed Jovanovski (5 games)
2011-12	Shane Doan
2012-13	Shane Doan
2013-14	Shane Doan
2014-15	Shane Doan

HOME ATTENDANCE

SEASON	GAMES	TOTAL	AVERAGE	SEASON	GAMES	TOTAL	AVERAGE
1979-80	40	527,722	13,193	1996-97	41	639,087	15,587
1980-81	40	523,975	13,099	1997-98	41	631,621	15,405
1981-82	40	528,634	13,216	1998-99	41	637,467	15,548
1982-83	40	511,644	12,791	1999-00	41	614,644	14,991
1983-84	40	482,167	12,054	2000-01	41	583,194	14,224
1984-85	40	510,633	12,766	2001-02	41	539,770	13,165
1985-86	40	547,778	13,694	2002-03	41	542,404	13,229
1986-87	40	543,703	13,593	2003-04	41	634,152	15,467
1987-88	40	507,066	12,677	2005-06	41	638,871	15,582
1988-89	40	512,635	12,816	2006-07	41	614,519	14,988
1989-90	40	524,016	13,100	2007-08	41	607,538	14,818
1990-91	40	517,246	12,931	2008-09	41	609,507	14,866
1991-92	40	519,625	12,991	2009-10	41	491,558	11,989
1992-93	41	555,809	13,556	2010-11	40	487,543	12,189
1993-94	41	545,198	13,298	2011-12	41	509,241	12,421
1994-95	24	311,822	12,993	2012-13	24	334,165	13,923
1995-96	41	463,961	11,316	2013-14	41	578,825	13,461
				2014-15	41	547,149	13,345
1979-1996 - Winnipeg				TOTALS	1387	18,874,889	13,608
1996-Present - Phoenix							



YEAR	POSITION	PLAYER
1980	Left Wing	Morris Lukowich
1981	Left Wing	Morris Lukowich
1982	Center	Dale Hawerchuk
1983	Defenseman	Dave Babych
1984	Defenseman	Dave Babych
1985	Defenseman	Randy Carlyle
	Center	Dale Hawerchuk
	Right Wing	Paul MacLean
1986	Center	Dale Hawerchuk
1987	Center	Dale Hawerchuk
1988	Center	Dale Hawerchuk
1989	Defenseman	Dave Ellett
1990	Center	Thomas Steen
		(represented by LW Doug Smail)
1991	Defenseman	Phil Housley
1992	Defenseman	Phil Housley
1993	Defenseman	Randy Carlyle
	Defenseman	Phil Housley
	Right Wing	Teemu Selanne
1994	Right Wing	Teemu Selanne
1996	Right Wing	Teemu Selanne
1997	Defenseman	Oleg Tverdovsky
	Left Wing	Keith Tkachuk
1998	Left Wing	Keith Tkachuk (North America)
	Goaltender	Nikolai Khabibulin (World)

YEAR	POSITION	PLAYER
1999	Center	Jeremy Roenick (North America)
	Left Wing	Keith Tkachuk (North America)
	Goaltender	Nikolai Khabibulin (World)
	Defenseman	Teppo Numminen (World)
	Coach	Jim Schoenfeld (North America)
2000	Center	Jeremy Roenick (North America)
	Defenseman	Teppo Numminen (World)
2001	Goaltender	Sean Burke (North America)
	Defenseman	Teppo Numminen (World)
2002	Goaltender	Sean Burke (North America)
2003	No Representatives	
2004	Right Wing	Shane Doan
2007	Center	Yanic Perreault
	Defenseman	Ed Jovanovski
2008	Defenseman	Ed Jovanovski
2009	Left Wing	Shane Doan
2011	Defenseman	Keith Yandle
2012	Defenseman	Keith Yandle
2015	Defenseman	Oliver Ekman-Larsson
1987	Rendez-Vous '87 replaces NHL All-Star Game	
1995	No NHL All-Star Game due to shortened season	
1998	NHL All-Star Game format changes to North America vs. the World	
2003	NHL All-Star Game format changes to Eastern Conference vs. Western Conference	
2005	No NHL All-Star Game due to cancelled 2004-05 season	
2006	No NHL All-Star Game due to 2006 Olympic Winter Games	
2010	No NHL All-Star Game due to 2010 Olympic Winter Games	
2013	No NHL All-Star Game due to shortened season	
2014	No NHL All-Star Game due to 2014 Olympic Winter Games	

YOUNG STARS / ALL STARS / ALL ROOKIE TEAM

YOUNG STARS GAME

YEAR	POSITION	PLAYER
2002	Center	Krystofer Kolanos
		(represented by D Paul Mara)
2003	Defenseman	Ossi Vaananen
	Right Wing	Branko Radivojevic
2004	No Representatives	
2007	No Representatives	
2008	Center	Peter Mueller
2009	Right Wing	Mikkel Boedker
2011	Defenseman	Oliver Ekman-Larsson

*NHL Young Stars Game began in the 2001-02 season

2005	No NHL Young Stars Game due to cancelled 2004-05 season
2006	No NHL Young Stars Game due to 2006 Olympic Winter Games
2010	No NHL Young Stars Game due to 2010 Olympic Winter Games
2013	No NHL Young Stars Game due to shortened season
2014	No NHL Young Stars Game due to 2014 Olympic Winter Games

ALL STAR TEAMS (POSTSEASON)

YEAR	POS.	PLAYER	TEAM
1984-85	C	Dale Hawerchuk	Second Team
1991-92	D	Phil Housley	Second Team
1992-93	RW	Teemu Selanne	First Team
1994-95	C	Alexei Zhamnov	Second Team
	LW	Keith Tkachuk	Second Team
2009-10	G	Ilya Bryzgalov	Second Team
2011-12	LW	Ray Whitney	Second Team

ALL ROOKIE TEAMS

YEAR	POS.	PLAYER
1987-88	LW	Iain Duncan
1989-90	G	Bob Essensa
1992-93	RW	Teemu Selanne
1993-94	D	Boris Mironov

*NHL All-Rookie Teams began in the 1982-83 season



HART TROPHY

YEAR	POS.	PLAYER	WINNER
1985	C	Dale Hawerchuk	Runner-Up



VEZINA TROPHY

YEAR	POS.	PLAYER	WINNER
2010	G	Ilya Bryzgalov	Runner-Up



CALDER TROPHY

YEAR	POS.	PLAYER	WINNER
1982	C	Dale Hawerchuk	Winner
1993	RW	Teemu Selanne	Winner



KING CLANCY TROPHY

YEAR	POS.	PLAYER	WINNER
1996	LW	Kris King	Winner
2010	RW	Shane Doan	Winner



LESTER PATRICK TROPHY

YEAR	POS.	PLAYER	WINNER
1995	LW	Brian Mullen	Winner



JACK ADAMS AWARD

YEAR	COACH	WINNER
1982	Tom Watt	Winner
1985	Barry Long	Runner-Up
1990	Bob Murdoch	Winner
2002	Bob Francis	Winner
2010	Dave Tippett	Winner



LESTER B. PEARSON AWARD

YEAR	POS.	PLAYER	WINNER
2002	G	Sean Burke	Finalist



MARK MESSIER LEADERSHIP AWARD

YEAR	POS.	PLAYER	WINNER
2010	RW	Shane Doan	Finalist
2011	RW	Shane Doan	Finalist
2012	RW	Shane Doan	Winner

GENERAL MANAGER OF THE YEAR AWARD

YEAR	EXECUTIVE	WINNER
2010	Don Maloney	Winner

NHL PLAYER OF THE WEEK

YEAR	WEEK OF	POS.	WINNER
1980-81	Feb. 16	C	Dave Christian
1981-82	Mar. 8	G	Doug Soetaert
	Mar. 22	G	Ed Staniowski
1984-85	Mar. 18	G	Brian Hayward
1986-87	Nov. 16	G	Eldon Reddick
	Mar. 1	C	Dale Hawerchuk
1987-88	Feb. 7	C	Dale Hawerchuk
1988-89	Nov. 20	G	Alain Chevrier
1989-90	Jan. 1	G	Bob Essensa
1990-91	Nov. 4	G	Bob Essensa
	Feb. 3	C	Thomas Steen
1991-92	Nov. 17	G	Bob Essensa
	Feb. 2	G	Bob Essensa
1992-93	Mar. 1	C	Thomas Steen
1993-94	Oct. 25	RW	Teemu Selanne
	Dec. 6	LW	Keith Tkachuk
1995-96	Apr. 1	LW	Keith Tkachuk
1996-97	Mar. 10	G	Nikolai Khabibulin
	Apr. 7	LW	Keith Tkachuk
1997-98	Dec. 15	RW	Mike Gartner
1998-99	Nov. 9-15	G	Jimmy Waite
1999-00	Nov. 22-28	C	Jeremy Roenick
2002-03	Dec. 30-Jan. 5	G	Sean Burke
2003-04	Dec. 29-Jan. 4	G	Brian Boucher
2003-04	Jan. 5-Jan. 11	G	Brian Boucher
2005-06	Mar. 27-Apr. 2	C	Steven Reinprecht
2009-10	Oct. 12-Oct. 18	G	Ilya Bryzgalov
2009-10	Jan. 25-31	LW	Shane Doan
2011-12	Feb. 6-12	G	Mike Smith
2011-12	Apr. 2-8	G	Mike Smith

*NHL Player of the Week began in the 1980-81 season

NHL PLAYER OF THE MONTH

YEAR	MONTH	POS	WINNER
1984-85	Mar./Apr.	G	Brian Hayward
1992-93	January	RW	Teemu Selanne
1999-00	October	G	Mikhail Shtalenkov
2000-01	October	G	Sean Burke
2001-02	March	G	Sean Burke
2009-10	March	RW	Lee Stempniak
2011-12	February	G	Mike Smith

*NHL Player of the Month began in the 1980-81 season

NHL ROOKIE OF THE MONTH

YEAR	MONTH	POS	WINNER
1986-87	January	G	Daniel Berthiaume
1992-93	October	RW	Teemu Selanne
	January	RW	Teemu Selanne
	Mar./Apr.	RW	Teemu Selanne
1999-00	January	C	Trevor Letowski
2001-02	November	C	Krystofer Kolanos
2007-08	January	C	Peter Mueller

*NHL Rookie of the Month began in the 1983-84 season



TEAM MVP

YEAR	POS.	PLAYER
1996-97	LW	Keith Tkachuk
1997-98	LW	Keith Tkachuk
1998-99	G	Nikolai Khabibulin
1999-00	C	Jeremy Roenick
2000-01	G	Sean Burke
2001-02	G	Sean Burke
2002-03	RW	Mike Johnson
2003-04	RW	Shane Doan
2005-06	G	Curtis Joseph
2006-07	RW	Shane Doan
2007-08	RW	Shane Doan
2008-09	RW	Shane Doan
2009-10	G	Ilya Bryzgalov
2010-11	G	Ilya Bryzgalov
2011-12	G	Mike Smith
2012-13	D	Oliver Ekman-Larsson
2013-14	C	Antoine Vermette
2014-15	D	Oliver Ekman-Larsson

LEADING SCORER

YEAR	POS.	PLAYER
1996-97	LW	Keith Tkachuk
1997-98	LW	Keith Tkachuk
1998-99	C	Jeremy Roenick
1999-00	C	Jeremy Roenick
2000-01	C	Jeremy Roenick
2001-02	C	Daymond Langkow
2002-03	RW	Mike Johnson
2003-04	RW	Shane Doan
2005-06	RW	Shane Doan
2006-07	RW	Shane Doan
2007-08	RW	Shane Doan
2008-09	RW	Shane Doan
2009-10	LW	Wojtek Wolski
2010-11	RW	Shane Doan
2011-12	LW	Ray Whitney
2012-13	D	Keith Yandle
2013-14	D	Keith Yandle
2014-15	D	Oliver Ekman-Larsson

MAN OF THE YEAR

YEAR	POS.	PLAYER
1996-97	LW	Kris King
1997-98	LW	Jim McKenzie
1998-99	C	Jeremy Roenick
1999-00	C	Jeremy Roenick
2000-01	LW	Brad May
2001-02	RW	Landon Wilson
2002-03	RW	Landon Wilson
2003-04	RW	Shane Doan
	LW	Tyson Nash
2005-06	D	Keith Ballard
	RW	Fredrik Sjoström
2006-07	LW	Josh Gratton
2007-08	D	Derek Morris
2008-09	D	Kurt Sauer
2009-10	D	Jim Vandermeer
2010-11	C	Vernon Fiddler
2011-12	G	Jason LaBarbera
2012-13	LW	Paul Bissonnette
2013-14	RW	David Moss
2014-15	D	Michael Stone

JUKKA NIEMINEN
MEMORIAL TROPHY

(HARDEST WORKING Player)

YEAR	POS.	PLAYER
1996-97	RW	Dallas Drake
1997-98	RW	Dallas Drake
1998-99	RW	Rick Tocchet
1999-00	RW	Shane Doan
2000-01	C	Mike Sullivan
2001-02	RW	Shane Doan
2002-03	RW	Shane Doan
2003-04	D	Cale Hulse
2005-06	D	Keith Ballard
2006-07	D	Keith Ballard
2007-08	RW	Shane Doan
2008-09	D	Zbynek Michalek
2009-10	C	Vernon Fiddler
2010-11	LW	Lauri Korpikoski
2011-12	RW	Shane Doan
2012-13	C	Boyd Gordon
2013-14	C	Antoine Vermette
2014-15	RW	Tobias Rieder

THREE-STAR AWARD

YEAR	POS.	PLAYER
1996-97	LW	Keith Tkachuk
1997-98	LW	Keith Tkachuk
1998-99	LW	Keith Tkachuk
1999-00	LW	Keith Tkachuk
2000-01	G	Sean Burke
2001-02	G	Sean Burke
2002-03	LW	Ladislav Nagy
2003-04	RW	Shane Doan
2005-06	G	Curtis Joseph
2006-07	RW	Shane Doan
2007-08	G	Ilya Bryzgalov
2008-09	RW	Shane Doan
2009-10	G	Ilya Bryzgalov
2010-11	G	Ilya Bryzgalov
2011-12	G	Mike Smith
2012-13	G	Mike Smith
2013-14	G	Mike Smith
2014-15	G	Mike Smith

BETH CHAMPIE
MEMORIAL AWARD

Presented by the Coyotes Booster Club

YEAR	POS.	PLAYER
2007-08	D	Derek Morris
2008-09	RW	Shane Doan
2009-10	D	Keith Yandle
2010-11	LW	Paul Bissonnette

HOCKEY HALL OF FAME

HHOF MEMBER

YEAR INDUCTED

FRANCHISE AFFILIATION

Bobby Hull	1983 as Player	Player, 1979-80
Wayne Gretzky	1999 as Player	Managing Partner-Head Coach, 2001-2009
Dale Hawerchuk	2001 as Player	Player, 1981-82 to 1989-90
Mike Gartner	2001 as Player	Player, 1996-97 to 1997-98
Grant Fuhr	2003 as Player	Goaltending Coach, 2004-2009
Cliff Fletcher	2004 as Builder	Senior Executive VP, 2001-2007
Paul Coffey	2004 as Player	Special Teams Consultant, 2002-2005
Brett Hull	2009 as Player	Player, 2005-06
Phil Housley	2015 as Player	Player, 1990-93

OLYMPIC GAMES

YEAR	POS.	PLAYER	COUNTRY	FINISH	YEAR	POS.	PLAYER	COUNTRY	FINISH
1980	C	Dave Christian	USA	Gold	1994	LW	Ravil Gusmanov	Russia	4th
	LW	Bengt Lundholm	Sweden	Bronze	1998	LW	Keith Tkachuk	USA	6th
	D	Don Spring	Canada	6th		C	Jeremy Roenick	USA	6th
	D	Tim Watters	Canada	6th		D	Teppo Numminen	Finland	Bronze
1984	LW	Anssi Melametsa	Finland	6th		C	Juha Ylonen	Finland	Bronze
	G	Marc Behrend	USA	7th	2002	D	Danny Markov	Russia	Bronze
1988	D	Tim Watters	Canada	4th		D	Teppo Numminen	Finland	6th
	D	Teppo Numminen	Finland	Silver		D	Ossi Vaananen	Finland	6th
	D	Guy Gosselin	USA	7th		C	Michal Handzus	Slovakia	13th
1992	LW	Petri Skriko	Finland	7th	2006	RW	Shane Doan	Canada	7th
	G	Nikolai Khabibulin	Russia	Gold		D	Dennis Seidenberg	Germany	9th
	D	Sergei Bautin	Russia	Gold	2010	G	Ilya Bryzgalov	Russia	7th
	LW	Evgeny Davydov	Russia	Gold		D	Sami Lepisto	Finland	Bronze
	C	Alexei Zhamnov	Russia	Gold		D	Zbynek Michalek	Czech Republic	5th
	LW	Keith Tkachuk	USA	4th	2014	G	Mike Smith	Canada	Gold
	D	Moe Mantha	USA	4th		D	Oliver Ekman-Larsson	Sweden	Silver
	RW	Teemu Selanne	Finland	7th		LW	Lauri Korpikoski	Finland	Bronze
	RW	Hannu Jarvenpaa	Finland	7th		D	Zbynek Michalek	Czech Republic	6th
						C	Martin Hanzal	Czech Republic	6th



SEASON OPENERS

SEASON	SITE	DATE	OPP.	RESULT
1979-80	Road	Oct. 10	at Pittsburgh	4-2 L
1980-81	Road	Oct. 10	at Washington	4-1 L
1981-82	Home	Oct. 6	vs. Toronto	6-1 L
1982-83	Home	Oct. 6	vs. Minnesota	5-4 L
1983-84	Home	Oct. 5	vs. Detroit	6-6 T
1984-85	Home	Oct. 14	vs. Toronto	5-2 W
1985-86	Road	Oct. 10	at Edmonton	4-3 L
1986-87	Home	Oct. 9	vs. Buffalo	3-2 W
1987-88	Road	Oct. 10	at Calgary	5-1 W
1988-89	Road	Oct. 6	at Vancouver	2-2 T
1989-90	Home	Oct. 6	vs. NY Rangers	4-1 L
1990-91	Home	Oct. 4	vs. Toronto	7-1 W
1991-92	Home	Oct. 4	vs. Los Angeles	6-3 L
1992-93	Home	Oct. 6	vs. Detroit	4-1 W
1993-94	Home	Oct. 6	vs. Washington	6-4 W
1994-95	Home	Jan. 20	vs. Calgary	3-3 T
1995-96	Home	Oct. 7	vs. Dallas	7-5 W
1996-97	Road	Oct. 5	at Hartford	1-0 L

SEASON	SITE	DATE	OPP.	RESULT
1997-98	Home	Oct. 1	vs. Chicago	6-2 W
1998-99	Home	Oct. 11	vs. Ottawa	4-1 L
1999-00	Road	Oct. 2	at St. Louis	2-1 W
2000-01	Home	Oct. 5	vs. St. Louis	4-1 W
2001-02	Road	Oct. 4	at Los Angeles	2-2 T
2002-03	Road	Oct. 9	at Los Angeles	4-1 L
2003-04	Home	Oct. 10	vs. St. Louis	2-1 W
2005-06	Road	Oct. 5	at Vancouver	3-2 L
2006-07	Home	Oct. 5	vs. NY Islanders	6-3 W
2007-08	Home	Oct. 4	vs. St. Louis	3-2 W
2008-09	Home	Oct. 11	vs. Columbus	3-1 W
2009-10	Road	Oct. 3	at Los Angeles	6-3 W
*2010-11	Road	Oct. 9	at Boston	5-2 W
2011-12	Road	Oct. 8	at San Jose	6-3 L
2012-13	Road	Jan. 19	at Dallas	4-3 L
2013-14	Home	Oct. 3	vs. NY Rangers	4-1 W
2014-15	Home	Oct. 9	vs. Winnipeg	6-2 L

RECORD: 17-14-4-0

**Game Played at O2 Arena in Prague, CZE as part of the 2010 Compuware NHL Premiere Series*

HOME OPENERS

SEASON	DATE	OPPONENT	RESULT
1979-80	Oct. 14	vs. Colorado	4-2 W
1980-81	Oct. 17	vs. Chicago	6-2 W
1981-82	Oct. 6	vs. Toronto	6-1 L
1982-83	Oct. 6	vs. Minnesota	5-4 L
1983-84	Oct. 5	vs. Detroit	6-6 T
1984-85	Oct. 14	vs. Toronto	5-2 W
1985-86	Oct. 13	vs. Quebec	5-2 L
1986-87	Oct. 9	vs. Buffalo	3-2 W
1987-88	Oct. 12	vs. Calgary	3-2 W
1988-89	Oct. 14	vs. Vancouver	4-3 W
1989-90	Oct. 6	vs. NY Rangers	4-1 L
1990-91	Oct. 4	vs. Toronto	7-1 W
1991-92	Oct. 4	vs. Los Angeles	6-3 L
1992-93	Oct. 6	vs. Detroit	4-1 W
1993-94	Oct. 6	vs. Washington	6-4 W
1994-95	Jan. 20	vs. Calgary	3-3 T
1995-96	Oct. 7	vs. Dallas	7-5 W
1996-97	Oct. 10	vs. San Jose	4-1 W

SEASON	DATE	OPPONENT	RESULT
1997-98	Oct. 1	vs. Chicago	6-2 W
1998-99	Oct. 11	vs. Ottawa	4-1 L
1999-00	Oct. 5	vs. Anaheim	4-0 W
2000-01	Oct. 5	vs. St. Louis	4-1 W
2001-02	Oct. 13	vs. Washington	5-2 W
2002-03	Oct. 12	vs. Dallas	5-2 L
2003-04	Oct. 10	vs. St. Louis	2-1 W
2005-06	Oct. 8	vs. Minnesota	2-1 W
2006-07	Oct. 5	vs. NY Islanders	6-3 W
2007-08	Oct. 4	vs. St. Louis	3-2 W
2008-09	Oct. 11	vs. Columbus	3-1 W
2009-10	Oct. 10	vs. Columbus	2-0 L
2010-11	Oct. 16	vs. Detroit	2-1 OTL
2011-12	Oct. 15	vs. Winnipeg	4-1 W
2012-13	Jan. 20	vs. Chicago	6-4 L
2013-14	Oct. 3	vs. NY Rangers	4-1 W
2014-15	Oct. 9	vs. Winnipeg	6-2 L

RECORD: 22-10-2-1

ROAD OPENERS

SEASON	DATE	OPPONENT	RESULT
1979-80	Oct. 10	at Pittsburgh	4-2 L
1980-81	Oct. 10	at Washington	4-1 L
1981-82	Oct. 14	at Edmonton	4-2 W
1982-83	Oct. 9	at Detroit	8-0 W
1983-84	Oct. 12	at Pittsburgh	4-3 W
1984-85	Oct. 17	at Calgary	7-4 L
1985-86	Oct. 10	at Edmonton	4-3 L
1986-87	Oct. 16	at Hartford	4-4 T
1987-88	Oct. 10	at Calgary	5-1 W
1988-89	Oct. 6	at Vancouver	2-2 T
1989-90	Oct. 10	at Pittsburgh	5-1 L
1990-91	Oct. 6	at Edmonton	3-3 T
1991-92	Oct. 10	at San Jose	5-4 W
1992-93	Oct. 8	at San Jose	4-3 L
1993-94	Oct. 9	at Dallas	3-3 T
1994-95	Jan. 25	at San Jose	4-0 L
1995-96	Oct. 11	at NY Rangers	6-4 L
1996-97	Oct. 5	at Hartford	1-0 L

SEASON	DATE	OPPONENT	RESULT
1997-98	Oct. 3	at St. Louis	7-2 L
1998-99	Oct. 22	at Dallas	2-1 L
1999-00	Oct. 2	at St. Louis	2-1 W
2000-01	Oct. 12	at San Jose	2-1 L
2001-02	Oct. 4	at Los Angeles	2-2 T
2002-03	Oct. 9	at Los Angeles	4-1 L
2003-04	Oct. 12	at Anaheim	2-0 W
2005-06	Oct. 5	at Vancouver	3-2 L
2006-07	Oct. 9	at Columbus	5-1 L
2007-08	Oct. 10	at Columbus	3-0 L
2008-09	Oct. 12	at Anaheim	4-2 W
2009-10	Oct. 3	at Los Angeles	6-3 W
*2010-11	Oct. 9	at Boston	5-2 W
2011-12	Oct. 8	at San Jose	6-3 L
2012-13	Jan. 19	at Dallas	4-3 L
2013-14	Oct. 5	at San Jose	4-1 L
2014-15	Oct. 21	at Nashville	4-3 SOL

RECORD: 10-19-5-1

**Game Played at O2 Arena in Prague, CZE as part of the 2010 Compuware NHL Premiere Series*

**FIRST GAME****Home:** vs Colorado, Oct. 14, 1979**Road:** at Pittsburgh, Oct. 10, 1979**FIRST STARTING LINE UP****Goaltender:** Gary Smith**Defensemen:** Lars-Erik Sjoberg, Craig Norwich**Center:** Peter Sullivan**Left Wing:** Morris Lukowich**Right Wing:** Willy Lindstrom**FIRST WIN****Home:** vs Colorado (4-2), Oct. 14, 1979**Road:** at Quebec (5-2), Oct. 31, 1979**FIRST LOSS****Home:** vs Detroit (5-1), Oct. 17, 1979**Road:** at Pittsburgh (4-2), Oct. 10, 1979**FIRST TIE****Home:** vs St. Louis (2-2), Oct. 28, 1979**Road:** at Minnesota (4-4), Dec. 1, 1979**FIRST GOAL****Home:** Peter Sullivan (5:50 of 1st period) vs Colorado, Oct. 14, 1979**Road:** Morris Lukowich (13:34 of 3rd period) vs Pittsburgh, Oct. 10, 1979**FIRST ASSISTS****Home:** Willy Lindstrom, Lars Sjoberg (5:50 of 1st period) vs Colorado, Oct. 14, 1979**Road:** Peter Marsh, Barry Melrose (13:34 of 3rd period) at Pittsburgh, Oct. 10, 1979**FIRST MINOR PENALTY****Home:** Gary Smith, slashing (0:33 of 1st period) vs Colorado, Oct. 14, 1979**Road:** Hilliard Graves, slashing (3:19 of 1st period) at Pittsburgh, Oct. 10, 1979**FIRST MAJOR PENALTY****Home:** Peter Marsh (14:23 of 2nd period) vs Detroit, Oct. 17, 1979**Road:** Barry Melrose (18:23 of 1st period) vs Colorado, Oct. 20, 1979**FIRST MISCONDUCT PENALTY****Home:** Peter Marsh (14:23 of 2nd period) vs Detroit, Oct. 17, 1979**Road:** Jimmy Mann (11:15 of 3rd period) vs Atlanta, Nov. 6, 1979**FIRST POWER-PLAY GOAL****Home:** Jude Drouin (18:30 of 2nd period) vs Colorado, Oct. 14, 1979**Road:** Peter Sullivan (15:56 of 3rd period) at Pittsburgh, Oct. 10, 1979**FIRST SHORTHANDED GOAL****Home:** Lars-Erik Sjoberg (4:30 of 2nd period) vs Vancouver, Nov. 24, 1979**Road:** Jude Drouin (5:33 of 1st period) at Minnesota, Dec. 1, 1979**FIRST GAME-WINNING GOAL****Home:** Jude Drouin (18:30 of 2nd period) vs Colorado, Oct. 14, 1979**Road:** Ron Wilson (8:33 of 2nd period) at Quebec, Oct. 31, 1979**FIRST GOAL ALLOWED****Home:** Barry Beck (against Gary Smith at 3:39 of 1st period) vs Colorado, Oct. 14, 1979**Road:** Greg Malone (against Gary Smith at 2:04 of 2nd period) at Pittsburgh, Oct. 10, 1979**FIRST WIN BY A GOALTENDER****Home:** Gary Smith vs Colorado (4-2), Oct. 14, 1979**Road:** Gary Smith at Quebec (5-2), Oct. 31, 1979**FIRST LOSS BY A GOALTENDER****Home:** Pierre Hamel vs Detroit (5-1), Oct. 17, 1979**Road:** Gary Smith at Pittsburgh (4-2), Oct. 10, 1979**FIRST SHUTOUT FOR****Home:** Markus Mattsson (27 saves) vs Hartford (7-0), Mar. 26, 1980**Road:** Markus Mattsson (20 saves) vs NY Islanders (0-0), Feb. 12, 1980**FIRST SCORELESS GAME****Home:** vs. Dallas (Ilya Bryzgalov and Marty Turco), Jan. 10, 2009***Road:** at NY Islanders (Markus Mattsson and Glenn Resch), Feb. 12, 1980**FIRST 2-GOAL GAME****Home:** Craig Norwich vs Colorado, Oct. 14, 1979**Road:** Peter Sullivan vs Quebec, Oct. 31, 1979**FIRST HAT TRICK****Home:** Willy Lindstrom (3 goals) vs Montreal, Dec. 15, 1979**Road:** Dave Christian (3 goals) at NY Rangers, Feb. 12, 1981**FIRST PENALTY SHOT****Home:** Peter Sullivan vs Minnesota (against Gary Edwards at 9:16 of 3rd period), Oct. 19, 1979 (failed)**Road:** Brent Ashton at Vancouver (against Kirk McLean at 19:40 of 1st period), Dec. 11, 1988 (scored)**Phoenix won 1-0 in a shootout (no goals scored in regulation or overtime)*

**FIRST GAME****Home:** vs San Jose, Oct. 10, 1996**Road:** at Hartford, Oct. 5, 1996**FIRST STARTING LINE UP****Goaltender:** Nikolai Khabibulin**Defensemen:** Brad McCrimmon, Jim Johnson**Center:** Keith Tkachuk**Left Wing:** Jim McKenzie**Right Wing:** Shane Doan**FIRST WIN****Home:** vs San Jose (4-1), Oct. 10, 1996**Road:** at Boston (5-2), Oct. 7, 1996**FIRST LOSS****Home:** vs Edmonton (6-3), Oct. 14, 1996**Road:** at Hartford (1-0), Oct. 5, 1996**FIRST TIE****Home:** vs Florida (1-1), Oct. 20, 1996**Road:** at Colorado (3-3), Oct. 11, 1997**FIRST GOAL****Home:** Kris King (19:34 of 1st period) vs San Jose, Oct. 10, 1996**Road:** Mike Gartner (7:11 of 1st period) at Boston, Oct. 7, 1996**FIRST ASSIST****Home:** Brad McCrimmon, Darrin Shannon (19:34 of 1st period) vs San Jose, Oct. 10, 1996**Road:** Keith Tkachuk (7:11 of 1st period) at Boston, Oct. 7, 1996**FIRST MINOR PENALTY****Home:** Mike Gartner, high sticking (4:49 of 1st period) vs San Jose, Oct. 10, 1996**Road:** Nikolai Khabibulin, delay of game (3:50 of 1st period) at Hartford, Oct. 5, 1996**FIRST MAJOR PENALTY****Home:** Jim McKenzie, fighting (18:22 of 2nd period) vs San Jose, Oct. 10, 1996**Road:** Darrin Shannon, fighting (13:47 of 3rd period) at Boston, Oct. 7, 1996**FIRST MISCONDUCT PENALTY****Home:** Dallas Drake (7:58 of 1st period) vs Montreal, Nov. 3, 1996**Road:** Kris King (16:06 of 1st period) at St. Louis, Nov. 21, 1996**FIRST POWER-PLAY GOAL****Home:** Mike Gartner (7:41 of 2nd period) vs San Jose, Oct. 10, 1996**Road:** Dallas Drake (4:00 of 2nd period) at Toronto, Oct. 26, 1996**FIRST SHORTHANDED GOAL****Home:** Keith Tkachuk (19:06 of 3rd period) vs Anaheim, Oct. 12, 1996**Road:** Oleg Tverdovsky (10:50 of 3rd period) at NY Islanders, Dec. 10, 1996**FIRST GAME-WINNING GOAL****Home:** Mike Gartner (7:41 of 2nd period) vs San Jose, Oct. 10, 1996**Road:** Oleg Tverdovsky (9:00 of 1st period) at Boston, Oct. 7, 1996**FIRST GOAL ALLOWED****Home:** Bernie Nicholls (against Nikolai Khabibulin at 19:29 of 2nd period) vs San Jose, Oct. 10, 1996**Road:** Alexander Godynuk (against Nikolai Khabibulin at 2:48 of 2nd period) at Hartford, Oct. 5, 1996**FIRST WIN BY A GOALTENDER****Home:** Nikolai Khabibulin vs San Jose (4-1), Oct. 10, 1996**Road:** Nikolai Khabibulin at Boston (5-2), Oct. 7, 1996**FIRST LOSS BY A GOALTENDER****Home:** Nikolai Khabibulin vs Edmonton (6-3), Oct. 14, 1996**Road:** Nikolai Khabibulin at Hartford (1-0), Oct. 5, 1996**FIRST SHUTOUT FOR****Home:** Nikolai Khabibulin (26 saves) vs Vancouver (4-0), Jan. 25, 1997**Road:** Darcy Wakaluk (33 saves) at St. Louis (3-0), Dec. 5, 1996**FIRST SHUTOUT AGAINST****Home:** Rick Tabaracci (21 saves) vs Tampa Bay (2-0), Feb. 4, 1997**Road:** Sean Burke (30 saves) at Hartford (1-0), Oct. 5, 1996**FIRST SCORELESS GAME****Home:** vs. Dallas (Ilya Bryzgalov and Marty Turco), Jan. 10, 2009***Road:** at Chicago (Zac Bierk and Michael Leighton), Jan. 8, 2003**FIRST 2-GOAL GAME****Home:** Dallas Drake vs Montreal, Nov. 3, 1996**Road:** Mike Gartner at Montreal, Oct. 28, 1996**FIRST HAT TRICK****Home:** Keith Tkachuk (3 goals) vs New Jersey, Nov. 28, 1996**Road:** Mike Gartner (3 goals) at Boston, Oct. 7, 1996**FIRST PENALTY SHOT****Home:** Mike Hudson vs Detroit (against Chris Osgood at 8:36 of 3rd period), Nov. 18, 1996 (failed)**Road:** Jeremy Roenick at Columbus (against Marc Denis at 17:06 of 2nd period), Feb. 28, 2001 (failed)**Phoenix won 1-0 in a shootout (no goals scored in regulation or overtime)*



9 - BOBBY HULL

Hull's #9 was originally retired by the Winnipeg Jets on February 19, 1989; his #9 was entered into the Coyotes' Ring of Honor on October 8, 2005

- Appeared in 411 career WHA games with the Winnipeg Jets (1972-1978)
- Played one NHL season with the Jets (1978-79)
- Appeared in 1,063 career NHL games over 16 seasons with the Jets, Blackhawks and Hartford Whalers, registering 610-560-1,170
- Scored 50 or more goals nine times, 80 or more points 13 times



25 - THOMAS STEEN

Steen's #25 was originally retired by the Winnipeg Jets on May 6, 1995; his #25 was entered into the Coyotes' Ring of Honor on January 21, 2006

- First non-North American player to have his number retired by an NHL team
- Upon his retirement, ranked among the NHL's top 80 all-time point leaders
- NHL All-Star in 1990
- Spent his entire 14-year NHL career with the Winnipeg Jets
- Registered 27-61-88 during the 1988-89 campaign
- Jets co-captain for the 1989-90 and 1990-91 seasons
- Ranks first in assists (553), second in points (817) and shorthanded goals (13), third in games played (950) and fourth in goals (264) in franchise history



10 - DALE HAWERCHUK

Hawerchuk's #10 was entered into the Coyotes' Ring of Honor on April 5, 2007

- Appeared in 713 career NHL games with the Winnipeg Jets
- Registered 518 goals, 891 assists and 1,409 points in 1,188 career NHL games
- Recorded more than a point-per-game for 13 consecutive seasons
- Youngest player in NHL history to play in 1,000 career NHL games (30 years, 306 days)
- Became the youngest player in NHL history to reach the 100-point plateau in his rookie season (1981-82)
- Calder Memorial Trophy (1982)
- Second Team NHL All-Star (1985)
- Runner up for the Hart Memorial Trophy (1985)
- Served as Jets captain from 1984-90
- Selected to five NHL All-Star Games (1982, 1985, 1986, 1987, 1988)
- Ranks first in goals (379), points (929), power play goals (122) and hat tricks (12) in franchise history
- Inducted into the Hockey Hall of Fame in 2001



27 - TEPPONUMMINEN

Numminen's #27 was entered into the Coyotes' Ring of Honor on January 30, 2010

- His 1,372 career NHL games are the most ever by a European-trained NHL player
- Served as Coyotes captain during the 2001-02 and 2002-03 campaigns
- Participated in three NHL All-Star Games (1999, 2000, 2001)
- Represented Finland at four Winter Olympics (1988, 1998, 2002, 2006), and at five IIHF World Championships (1987, 1991, 1994, 1996, 1997)
- Earned six total medals in international competition
- Ranks as the franchise's all-time leader in goals (108), assists (426) and points (534) among defensemen
- Totaled 117-520-637 in 1,372 career NHL games with the Jets, Coyotes, Stars and Sabres



7 - KEITH TKACHUK

Tkachuk's #7 was entered into the Coyotes' Ring of Honor on December 23, 2011

- Recorded 538-527-1,065 in 1,201 career NHL games with Winnipeg/Phoenix, St. Louis and Atlanta
- Registered 323-300-623 and 1,508 penalty minutes in 640 games over 10 seasons with the Jets/Coyotes franchise
- One of four U.S. born players to score 500-plus NHL goals
- Second-Team NHL All-Star (1995, 1998)
- U.S. Hockey Hall of Fame (2011)
- Participated in five NHL All-Star Games (1997, 1998, 1999, 2004, 2009)
- Represented Team USA at four Winter Olympics (1992, 1998, 2002, 2006)
- Was a member of the 2006 World Cup of Hockey winning U.S. team
- Led the Coyotes in scoring during four seasons (1993-94, 1995-96, 1996-97, 1997-98)
- Served as Coyotes/Jets captain from 1993-95 and 1996-01
- Ranks third all-time in franchise history in goals (323), second in power-play goals (114), game-winning goals (40) and hat tricks (9). He also ranks first all-time in penalty minutes (1,508).



97 - JEREMY ROENICK

Roenick's #97 was entered into the Coyotes' Ring of Honor on February 11, 2012

- Collected 513-703-1,216 in 1,363 career NHL games with Chicago, Phoenix, Philadelphia, Los Angeles and San Jose
- In six seasons with the Coyotes, appeared in 454 games, recording 152-227-379 and 596 penalty minutes
- Second-highest American born goal scorer; one of four U.S. born players to score 500-plus NHL goals
- U.S. Hockey Hall of Fame (2010)
- Participated in nine NHL All-Star Games (1991, 1992, 1993, 1994, 1999, 2000)
- Represented Team USA at two Winter Olympics (1998, 2002)
- Led the Coyotes in scoring for three consecutive seasons (1998-99, 1999-00, 2000-01)



TM



PLAYOFFS



TEAM PLAYOFF RECORDS

TEAM	GP	W	L	OT	PCTG	GF	GA
CHICAGO	23	16	7	1	.696	69	60
TAMPA BAY	26	14	12	0	.538	65	62
NY RANGERS	19	11	8	1	.579	45	41
ANAHEIM	16	11	5	3	.688	57	42
WASHINGTON	14	7	7	3	.500	28	28
MONTREAL	12	6	6	1	.500	25	29
CALGARY	11	5	6	1	.455	27	33
MINNESOTA	10	4	6	0	.400	24	27
DETROIT	7	3	4	1	.429	15	17
NY ISLANDERS	7	3	4	1	.429	15	16
OTTAWA	6	2	4	2	.333	12	12
VANCOUVER	6	2	4	0	.333	14	18
ST LOUIS	6	2	4	0	.333	14	17
NASHVILLE	6	2	4	2	.333	21	19
PITTSBURGH	5	1	4	2	.200	8	11
WINNIPEG	4	0	4	1	.000	9	16

HOME

TEAM	GP	W	L	GF	GA
CHICAGO	11	9	2	36	23
ANAHEIM	9	7	2	32	19
NY RANGERS	11	6	5	19	23
TAMPA BAY	13	6	7	33	40
WASHINGTON	7	5	2	18	14
CALGARY	5	4	1	20	14
MONTREAL	6	3	3	13	19
NY ISLANDERS	3	2	1	6	4
NASHVILLE	3	2	1	14	8
VANCOUVER	3	2	1	7	4
MINNESOTA	5	2	3	11	12
OTTAWA	3	1	2	2	4
DETROIT	3	1	2	7	8
ST LOUIS	3	1	2	7	9
PITTSBURGH	2	0	2	2	4
WINNIPEG	2	0	2	6	10
TAMPA BAY	2	0	2	5	9

ROAD

TEAM	GP	W	L	GF	GA
TAMPA BAY	13	8	5	32	22
CHICAGO	12	7	5	33	37
NY RANGERS	8	5	3	26	18
ANAHEIM	7	4	3	25	23
MONTREAL	6	3	3	12	10
DETROIT	4	2	2	8	9
MINNESOTA	5	2	3	13	15
WASHINGTON	7	2	5	10	14
PITTSBURGH	3	1	2	6	7
OTTAWA	3	1	2	10	8
ST LOUIS	3	1	2	7	8
NY ISLANDERS	4	1	3	9	12
CALGARY	6	1	5	7	19
WINNIPEG	2	0	2	3	6
NASHVILLE	3	0	3	7	11
VANCOUVER	3	0	3	7	14

SERIES RESULTS

CONFERENCE QUARTERFINALS

	SCORE
SERIES A – Montreal defeated Ottawa	4-2
SERIES B – Tampa Bay defeated Detroit	4-3
SERIES C – New York defeated Pittsburgh	4-1
SERIES D – Washington defeated New York	4-3
SERIES E – Minnesota defeated St. Louis	4-2
SERIES F – Chicago defeated Nashville	4-2
SERIES G – Anaheim defeated Winnipeg	4-0
SERIES H – Calgary defeated Vancouver	4-2

CONFERENCE SEMIFINALS

SERIES I – Tampa Bay defeated Montreal	4-2
SERIES J – New York defeated Washington	4-3
SERIES K – Chicago defeated Minnesota	4-0
SERIES L – Anaheim defeated Calgary	4-1

CONFERENCE FINALS

SERIES M – Tampa Bay defeated New York	4-3
SERIES N – Chicago defeated Anaheim	4-3

STANLEY CUP FINAL

SERIES O – Chicago defeated Tampa Bay	4-2
---------------------------------------	-----



PLAYOFF SCORING LEADERS

PLAYER	TEAM	GP	G	A	P	+/-	PIM	PP	SH	GW	S	S%	TOI/G
Tyler Johnson	Tampa Bay	26	13	10	23	7	24	2	1	4	60	21.7	18:30
Patrick Kane	Chicago	23	11	12	23	7	0	2	0	3	64	17.2	20:23
Nikita Kucherov	Tampa Bay	26	10	12	22	7	14	3	0	3	57	17.5	16:59
Jonathan Toews	Chicago	23	10	11	21	7	8	3	1	0	61	16.4	20:54
Duncan Keith	Chicago	23	3	18	21	16	4	0	0	3	59	5.1	31:06
Ryan Getzlaf	Anaheim	16	2	18	20	6	6	2	0	0	48	4.2	22:25
Corey Perry	Anaheim	16	10	8	18	6	14	2	0	2	64	15.6	19:54
Alex Killorn	Tampa Bay	26	9	9	18	3	12	1	0	2	66	13.6	20:10
Steven Stamkos	Tampa Bay	26	7	11	18	2	20	2	0	1	65	10.8	18:33
Jakob Silfverberg	Anaheim	16	4	14	18	6	16	1	0	1	41	9.8	19:01
Marian Hossa	Chicago	23	4	13	17	7	10	1	1	2	69	5.8	19:51
Derick Brassard	New York Rangers	19	9	7	16	9	20	2	0	1	55	16.4	17:48
Ondrej Palat	Tampa Bay	26	8	8	16	5	12	4	0	0	43	18.6	19:10
Patrick Sharp	Chicago	23	5	10	15	2	8	1	0	0	64	7.8	15:34
Rick Nash	New York Rangers	19	5	9	14	8	4	2	0	0	69	7.2	18:30
Valtteri Filppula	Tampa Bay	26	4	10	14	-6	4	2	0	1	31	12.9	19:13
Brad Richards	Chicago	23	3	11	14	4	8	1	0	0	50	6.0	16:43
Victor Hedman	Tampa Bay	26	1	13	14	11	6	1	0	0	64	1.6	23:57
Ryan Kesler	Anaheim	16	7	6	13	2	24	1	0	1	33	21.2	20:28
Derek Stepan	New York Rangers	19	5	7	12	-1	10	2	0	1	48	10.4	19:31
Andrew Shaw	Chicago	23	5	7	12	-4	36	2	0	0	45	11.1	15:33
Brandon Saad	Chicago	23	8	3	11	5	6	0	1	2	59	13.6	20:16
Brent Seabrook	Chicago	23	7	4	11	5	10	1	0	1	44	15.9	26:17
Patrick Maroon	Anaheim	16	7	4	11	4	6	3	0	1	42	16.7	17:55
Sami Vatanen	Anaheim	16	3	8	11	5	8	0	0	0	35	8.6	21:13
Keith Yandle	New York Rangers	19	2	9	11	7	10	0	0	0	32	6.3	18:00
Zach Parise	Minnesota	10	4	6	10	0	4	1	1	0	20	20.0	18:53
Teuvo Teravainen	Chicago	18	4	6	10	2	0	1	0	1	26	15.4	13:28
Dan Boyle	New York Rangers	19	3	7	10	-3	2	1	0	1	32	9.4	19:48
Cam Fowler	New York Rangers	16	2	8	10	5	2	0	0	0	28	7.1	23:07

CATEGORY LEADERS

GOALS

Player	Team	GP	G
Tyler Johnson	TBL	26	13
Patrick Kane	CHI	23	11
Nikita Kucherov	TBL	26	10
Jonathan Toews	CHI	23	10
Corey Perry	ANA	16	10
Alex Killorn	TBL	26	9
Derick Brassard	NYR	19	9
Ondrej Palat	TBL	26	8
Brandon Saad	CHI	23	8
Matt Beleskey	ANA	16	8
Steven Stamkos	TBL	26	7
Ryan Kesler	ANA	16	7
Brent Seabrook	CHI	23	7
Patrick Maroon	ANA	16	7
Chris Kreider	NYR	19	7
Vladimir Tarasenko	STL	6	6

ASSISTS

Player	Team	GP	A
Duncan Keith	CHI	23	18
Ryan Getzlaf	ANA	16	18
Jakob Silfverberg	ANA	16	14
Marian Hossa	CHI	23	13
Victor Hedman	TBL	26	13
Patrick Kane	CHI	23	12
Nikita Kucherov	TBL	26	12
Jonathan Toews	CHI	23	11
Steven Stamkos	TBL	26	11
Brad Richards	CHI	23	11
Tyler Johnson	TBL	26	10
Patrick Sharp	CHI	23	10
Valtteri Filppula	TBL	26	10

GAME-WINNING GOALS

Player	Team	GP	GWG
Tyler Johnson	TBL	26	4
Antoine Vermette	CHI	20	3
Duncan Keith	CHI	23	3
Matt Beleskey	ANA	16	3
Patrick Kane	CHI	23	3
Nikita Kucherov	TBL	26	3

POWER-PLAY GOALS

Player	Team	GP	PPG
Colin Wilson	NSH	6	4
Ondrej Palat	TBL	26	4
Jiri Hudler	CGY	11	3
Matt Beleskey	ANA	16	3
Jonathan Toews	CHI	23	3
Patrick Maroon	ANA	16	3
Nikita Kucherov	TBL	26	3

PLUS/MINUS

Player	Team	GP	+/-
Duncan Keith	CHI	23	16
Victor Hedman	TBL	26	11
Andrew Coglian	ANA	16	9
Derick Brassard	NYR	19	9
Rick Nash	NYR	19	8
Marian Hossa	CHI	23	7
Keith Yandle	NYR	19	7
Jonathan Toews	CHI	23	7
Patrick Kane	CHI	23	7
Tyler Johnson	TBL	26	7
Nikita Kucherov	TBL	26	7



GOALS AGAINST AVERAGE

Player	Team	GP	GAA	MIN	SA	GA	W	L	OT
Craig Anderson	OTT	4	0.97	246:57	142	4	2	2	1
Braden Holtby	WSH	13	1.71	805:43	412	23	6	7	3
Henrik Lundqvist	NYR	19	2.11	1,166:10	570	41	11	8	1
Petr Mrazek	DET	7	2.11	398:14	186	14	3	4	1
Marc-Andre Fleury	PIT	5	2.12	311:44	150	11	1	4	2
Ben Bishop	TBL	25	2.18	1,458:58	669	53	13	11	0
Jake Allen	STL	6	2.20	327:44	125	12	2	4	0
Scott Darling	CHI	5	2.21	297:46	171	11	3	1	0
Carey Price	MTL	12	2.23	751:43	352	28	6	6	1
Jaroslav Halak	NYI	7	2.30	417:44	215	16	3	4	1
Corey Crawford	CHI	20	2.31	1,222:47	616	47	13	6	1
Ryan Miller	VAN	3	2.31	156:10	67	6	1	1	0

WINS, LOSSES AND OT

Player	Team	GP	W	L	OT	MIN
Ben Bishop	TBL	25	13	11	0	1,458:58
Corey Crawford	CHI	20	13	6	1	1,222:47
Henrik Lundqvist	NYR	19	11	8	1	1,166:10
Frederik Andersen	ANA	16	11	5	3	1,049:40
Braden Holtby	WSH	13	6	7	3	805:43
Carey Price	MTL	12	6	6	1	751:43
Devan Dubnyk	MIN	10	4	6	0	570:25
Petr Mrazek	DET	7	3	4	1	398:14
Scott Darling	CHI	5	3	1	0	297:46
Jaroslav Halak	NYI	7	3	4	1	417:44
Jonas Hiller	CGY	7	3	3	0	322:19

SAVE PERCENTAGE

Player	Team	GP	SV%	GA	SA	MIN
Craig Anderson	OTT	4	.972	4	142	246:57
Braden Holtby	WSH	13	.944	23	412	805:43
Scott Darling	CHI	5	.936	11	171	297:46
Henrik Lundqvist	NYR	19	.928	41	570	1,166:10
Marc-Andre Fleury	PIT	5	.927	11	150	311:44
Jaroslav Halak	NYI	7	.926	16	215	417:44
Petr Mrazek	DET	7	.925	14	186	398:14
Corey Crawford	CHI	20	.924	47	616	1,222:47
Ben Bishop	TBL	25	.921	53	669	1,458:58
Carey Price	MTL	12	.920	28	352	751:43
Jonas Hiller	CGY	7	.919	14	173	322:19
Andrew Hammond	OTT	2	.914	7	81	122:09
Frederik Andersen	ANA	16	.913	41	472	1,049:40
Ryan Miller	VAN	3	.910	6	67	156:10
Pekka Rinne	NSH	6	.909	19	208	424:39
Devan Dubnyk	MIN	10	.908	24	260	570:25
Karri Ramo	CGY	7	.906	16	171	336:15
Jake Allen	STL	6	.904	12	125	327:44
Andrei Vasilevskiy	TBL	4	.895	6	57	112:43
Ondrej Pavelec	WPG	4	.891	15	137	240:56
Eddie Lack	VAN	4	.886	10	88	198:16
Philipp Grubauer	WSH	1	.857	3	21	60:00

SHUTOUTS

Player	Team	GP	SO	W	L	OT	SA	SV	TOI
Ben Bishop	TBL	25	3	13	11	0	669	616	1,458:58
Petr Mrazek	DET	7	2	3	4	1	186	172	398:14
Corey Crawford	CHI	20	2	13	6	1	616	569	1,222:47
Craig Anderson	OTT	4	1	2	2	1	142	138	246:57
Devan Dubnyk	MIN	10	1	4	6	0	260	236	570:25
Carey Price	MTL	12	1	6	6	1	352	324	751:43
Braden Holtby	WSH	13	1	6	7	3	412	389	805:43
Frederik Andersen	ANA	16	1	11	5	3	472	431	1,049:40



DATE	OPPONENT	RESULT	GWG	GOALTENDERS	ATTEN.
------	----------	--------	-----	-------------	--------

1982 PLAYOFFS

April 7	St. Louis at Winnipeg	3-4 L	Lapointe	Staniowski/Liut	13,081
April 8	St. Louis at Winnipeg	5-2 W	MacLean	Soetaert/Liut	14,371
April 10	Winnipeg at St. Louis	3-6 L	Crombeen	Soetaert/Liut	13,827
April 11	Winnipeg at St. Louis	2-8 L	Sutter	Staniowski/Liut	12,676

ST. LOUIS WON BEST OF FIVE SERIES 3-1**1983 PLAYOFFS**

April 6	Winnipeg at Edmonton	3-6 L	Gretzky	Hayward-Soetaert/Moog	17,498
April 7	Winnipeg at Edmonton	3-4 L	Messier	Hayward/Moog	17,498
April 9	Edmonton at Winnipeg	3-4 L	Linesman	Hayward/Moog	11,346

EDMONTON WON BEST OF FIVE SERIES 3-0**1984 PLAYOFFS**

April 4	Winnipeg at Edmonton	2-9 L	Coffey	Soetaert-Visor/Fuhr	17,197
April 5	Winnipeg at Edmonton	4-5 L (OT)	Gregg	Behrend/Fuhr	17,390
April 7	Edmonton at Winnipeg	1-4 L	Semenko	Behrend/Fuhr	12,497

EDMONTON WON BEST OF FIVE SERIES 3-0**1985 PLAYOFFS**

April 10	Calgary at Winnipeg	5-4 W (OT)	Mullen	Hayward/Lemelin	14,794
April 11	Calgary at Winnipeg	5-2 W	Arniel	Hayward/Lemelin	14,335
April 13	Winnipeg at Calgary	0-4 L	Otto	Hayward-Behrend/Lemelin	16,683
April 14	Winnipeg at Calgary	5-3 W	Wilson	Behrend/Lemelin	16,798

WINNIPEG WON BEST OF FIVE SERIES 3-1

April 18	Winnipeg at Edmonton	2-4 L	Coffey	Behrend/Fuhr	16,236
April 20	Winnipeg at Edmonton	2-5 L	Coffey	Hayward/Fuhr	16,942
April 23	Edmonton at Winnipeg	4-5 L	Gretzky	Hayward/Fuhr	15,418
April 25	Edmonton at Winnipeg	3-8 L	Kurri	Hayward-Behrend/Fuhr	15,519

EDMONTON WON BEST OF SEVEN SERIES 4-0**1986 PLAYOFFS**

April 9	Winnipeg at Calgary	1-5 L	Mullen	Bouchard-Hayward/Vernon	16,762
April 10	Winnipeg at Calgary	4-6 L	Tonelli	Hayward-Behrend/Vernon	16,762
April 12	Calgary at Winnipeg	3-4 L (OT)	McDonald	Berthiaume/Vernon	8,123

CALGARY WON BEST OF FIVE SERIES 3-0**1987 PLAYOFFS**

April 8	Winnipeg at Calgary	4-2 W	Marois	Berthiaume/Lemelin	16,798
April 9	Winnipeg at Calgary	3-2 W	Steen	Berthiaume/Vernon	16,798
April 11	Calgary at Winnipeg	2-3 L (OT)	Bullard	Berthiaume/Vernon	14,958
April 12	Calgary at Winnipeg	4-3 W	Hamel	Berthiaume/Vernon	14,174
April 14	Winnipeg at Calgary	3-4 L	Mullen	Berthiaume/Vernon	16,798
April 16	Calgary at Winnipeg	6-1 W	Hamel	Berthiaume/Vernon-Lemelin	15,517

WINNIPEG WON BEST OF SEVEN SERIES 4-2

April 21	Winnipeg at Edmonton	2-3 L (OT)	Anderson	Berthiaume/Fuhr	17,356
April 23	Winnipeg at Edmonton	3-5 L	Lemay	Reddick/Fuhr	17,468
April 25	Edmonton at Winnipeg	2-5 L	Kurri	Reddick/Fuhr	15,556
April 27	Edmonton at Winnipeg	2-4 L	Ruotsalainen	Berthiaume-Reddick/Fuhr	14,460

EDMONTON WON BEST OF SEVEN SERIES 4-0**1988 PLAYOFFS**

April 6	Winnipeg at Edmonton	4-7 L	Simpson	Berthiaume/Fuhr	17,054
April 7	Winnipeg at Edmonton	2-3 L	Simpson	Berthiaume/Fuhr	16,843
April 9	Edmonton at Winnipeg	6-4 W	Gilhen	Berthiaume/Fuhr	12,813
April 10	Edmonton at Winnipeg	3-5 L	Lacombe	Berthiaume/Fuhr	12,491
April 12	Winnipeg at Edmonton	2-6 L	Kurri	Berthiaume/Fuhr	16,829

EDMONTON WON BEST OF SEVEN SERIES 4-1



DATE	OPPONENT	RESULT	GWG	GOALTENDERS	ATTEN.
1990 PLAYOFFS					
April 4	Winnipeg at Edmonton	7-5 W	Ashton	Essensa/Ranford	16,423
April 6	Winnipeg at Edmonton	2-3 L (OT)	Lamb	Beauregard/Ranford	17,410
April 8	Edmonton at Winnipeg	2-1 W	Hawerchuk	Essensa/Ranford	15,547
April 10	Edmonton at Winnipeg	4-3 W (2OT)	Ellett	Essensa-Beauregard/Ranford	15,572
April 12	Winnipeg at Edmonton	3-4 L	Messier	Beauregard/Ranford	17,503
April 14	Edmonton at Winnipeg	3-4 L	Kurri	Essensa/Ranford	15,567
April 16	Winnipeg at Edmonton	1-4 L	Kurri	Beauregard/Ranford	17,503

EDMONTON WON BEST OF SEVEN SERIES 4-3

1992 PLAYOFFS

April 18	Winnipeg at Vancouver	3-2 W	Olczyk	Tabaracci/McLean	16,123
April 20	Winnipeg at Vancouver	2-3 L	Lumme	Tabaracci/McLean	16,123
April 22	Vancouver at Winnipeg	4-2 W	DeBlois	Tabaracci/McLean	13,393
April 24	Vancouver at Winnipeg	3-1 W	Housley	Tabaracci/McLean	15,568
April 26	Winnipeg at Vancouver	2-8 L	Babych	Tabaracci-Essensa/McLean	16,123
April 28	Vancouver at Winnipeg	3-8 L	Linden	Tabaracci/McLean	14,941
April 30	Winnipeg at Vancouver	0-5 L	Fergus	Tabaracci/McLean	16,123

VANCOUVER WON BEST OF SEVEN SERIES 4-3

1993 PLAYOFFS

April 19	Winnipeg at Vancouver	2-4 L	Linden	Essensa/McLean	15,918
April 21	Winnipeg at Vancouver	2-3 L	Bure	Essensa/McLean	15,729
April 23	Vancouver at Winnipeg	5-4 W	Selanne	Essensa/McLean	15,569
April 25	Vancouver at Winnipeg	1-3 L	Momesso	Essensa/McLean	15,567
April 27	Winnipeg at Vancouver	4-3 W (OT)	Selanne	Essensa/McLean	16,150
April 29	Vancouver at Winnipeg	3-4 L (OT)	Adams	Essensa/McLean	15,569

VANCOUVER WON BEST OF SEVEN SERIES 4-2

1996 PLAYOFFS

April 17	Winnipeg at Detroit	1-4 L	Fetisov	Khabibulin/Osgood	19,983
April 19	Winnipeg at Detroit	0-4 L	Coffey	Khabibulin/Osgood	19,983
April 21	Detroit at Winnipeg	4-1 W	Kilger	Khabibulin/Vernon	15,566
April 23	Detroit at Winnipeg	1-6 L	Larionov	Khabibulin/Vernon	15,567
April 26	Winnipeg at Detroit	3-1 W	Manson	Khabibulin/Osgood	19,983
April 28	Detroit at Winnipeg	1-4 L	Kozlov	Khabibulin/Vernon	15,567

DETROIT WON BEST OF SEVEN SERIES 4-2

1997 PLAYOFFS

April 16	Phoenix at Anaheim	2-4 L	Selanne	Khabibulin/Hebert	17,174
April 18	Phoenix at Anaheim	2-4 L	Daigneault	Khabibulin/Hebert	17,174
April 20	Anaheim at Phoenix	4-1 W	Shannon	Khabibulin/Hebert	16,210
April 22	Anaheim at Phoenix	2-0 W	Corkum	Khabibulin/Hebert-Shtalenkov	16,210
April 24	Phoenix at Anaheim	5-2 W	Numminen	Khabibulin/Hebert	17,174
April 27	Anaheim at Phoenix	2-3 L (OT)	Kariya	Khabibulin/Hebert	16,210
April 29	Phoenix at Anaheim	0-3 L	Karpa	Khabibulin/Hebert	17,174

ANAHEIM WON BEST OF SEVEN SERIES 4-3

1998 PLAYOFFS

April 22	Phoenix at Detroit	3-6 L	McCarty	Khabibulin-Waite/Osgood	19,983
April 24	Phoenix at Detroit	7-4 W	Roenick	Khabibulin/Osgood	19,983
April 26	Detroit at Phoenix	3-2 W	Roenick	Khabibulin/Osgood	16,210
April 28	Detroit at Phoenix	2-4 L	Macoun	Khabibulin-Waite/Osgood	16,210
April 30	Phoenix at Detroit	1-3 L	Kozlov	Waite/Osgood	19,983
May 3	Detroit at Phoenix	2-5 L	Shanahan	Waite/Osgood	16,210

DETROIT WON BEST OF SEVEN SERIES 4-2



DATE	OPPONENT	RESULT	GWG	GOALTENDERS	ATTEN.
------	----------	--------	-----	-------------	--------

1999 PLAYOFFS

April 22	St. Louis at Phoenix	1-3 L	Rivers	Khabibulin/Fuhr	16,210
April 24	St. Louis at Phoenix	4-3 W (OT)	Doan	Khabibulin/Fuhr	16,210
April 25	Phoenix at St. Louis	5-4 W	Doan	Khabibulin/Fuhr-McLennan	17,539
April 27	Phoenix at St. Louis	2-1 W	Drake	Khabibulin/Fuhr	19,529
April 30	St. Louis at Phoenix	1-2 L (OT)	Young	Khabibulin/Fuhr	16,210
May 2	Phoenix at St. Louis	3-5 L	Finley	Khabibulin/Fuhr	16,629
May 4	St. Louis at Phoenix	0-1 L (OT)	Turgeon	Khabibulin/Fuhr	16,210

ST. LOUIS WON BEST OF SEVEN SERIES 4-3**2000 PLAYOFFS**

April 13	Phoenix at Colorado	3-6 L	Ozolinsh	Burke/Roy	18,007
April 15	Phoenix at Colorado	1-3 L	Tanguay	Burke/Roy	18,007
April 17	Colorado at Phoenix	2-4 L	Deadmarsh	Burke/Roy	16,210
April 19	Colorado at Phoenix	3-2 W	Renberg	Burke/Roy	16,210
April 21	Phoenix at Colorado	1-2 L	Forsberg	Burke/Roy	18,007

COLORADO WON BEST OF SEVEN SERIES 4-1**2002 PLAYOFFS**

April 17	Phoenix at San Jose	1-2 L	Marleau	Burke/Nabokov	17,496
April 20	Phoenix at San Jose	3-1 W	Briere	Burke/Nabokov	17,496
April 22	San Jose at Phoenix	1-4 L	Graves	Burke/Nabokov	16,210
April 24	San Jose at Phoenix	1-2 L	Ricci	Burke/Nabokov	16,210
April 26	Phoenix at San Jose	1-4 L	Graves	Burke/Nabokov	17,496

SAN JOSE WON BEST OF SEVEN SERIES 4-1**2010 PLAYOFFS**

April 14	Detroit at Phoenix	3-2 W	Morris	Bryzgalov/Howard	17,125
April 16	Detroit at Phoenix	4-7 L	Zetterberg	Bryzgalov/Howard	17,386
April 18	Phoenix at Detroit	4-2 W	Prucha	Bryzgalov/Howard	20,066
April 20	Phoenix at Detroit	0-3 L	Zetterberg	Bryzgalov/Howard	20,066
April 23	Detroit at Phoenix	1-4 L	Holmstrom	Bryzgalov/Howard	17,458
April 25	Phoenix at Detroit	5-2 W	Vrbata	Bryzgalov/Howard	20,066
April 27	Detroit at Phoenix	1-6 L	Datsyuk	Bryzgalov/Howard	17,543

DETROIT WON BEST OF SEVEN SERIES 4-3**2011 PLAYOFFS**

April 13	Phoenix at Detroit	2-4 L	Rafalski	Bryzgalov/Howard	20,066
April 16	Phoenix at Detroit	3-4 L	Holmstrom	Bryzgalov/Howard	20,066
April 18	Detroit at Phoenix	2-4 L	Filppula	Bryzgalov/Howard	17,130
April 20	Detroit at Phoenix	3-6 L	Cleary	Bryzgalov/Howard	17,314

DETROIT WON BEST OF SEVEN SERIES 4-0**2012 PLAYOFFS**

April 12	Chicago at Phoenix	3-2 W	Hanzal	Smith/Crawford	17,138
April 14	Chicago at Phoenix	4-3 L	Bickell	Smith/Crawford	17,539
April 17	Phoenix at Chicago	3-2 W	Boedker	Smith/Crawford	21,627
April 19	Phoenix at Chicago	3-2 W	Boedker	Smith/Crawford	22,111
April 21	Chicago at Phoenix	2-1 L	Toews	Smith/Crawford	17,746
April 23	Phoenix at Chicago	4-0 W	Ekman-Larsson	Smith/Crawford	21,636

PHOENIX WON BEST OF SEVEN SERIES 4-2

April 27	Nashville at Phoenix	4-3 W	Whitney	Smith/Rinne	17,187
April 29	Nashville at Phoenix	5-3 W	Pyatt	Smith/Rinne	17,217
May 2	Phoenix at Nashville	2-0 L	Legwand	Smith/Rinne	17,113
May 4	Phoenix at Nashville	1-0 W	Doan	Smith/Rinne	17,113
May 7	Nashville at Phoenix	2-1 W	Hanzal	Smith/Rinne	17,182

PHOENIX WON BEST OF SEVEN SERIES 4-1



DATE	OPPONENT	RESULT	GWG	GOALTENDERS	ATTEN.
2012 PLAYOFFS (cont'd)					
May 13	Los Angeles at Phoenix	2-4 L	Brown	Smith/Quick	17,134
May 15	Los Angeles at Phoenix	0-4 L	Carter	Smith/Quick	17,149
May 17	Phoenix at Los Angeles	1-2 L	King	Smith/Quick	18,367
May 20	Phoenix at Los Angeles	2-0 W	Doan	Smith/Quick	18,402
May 22	Los Angeles at Phoenix	3-4 L	Penner	Smith/Quick	17,148

LOS ANGELES WON BEST OF SEVEN SERIES 4-1

ALL-TIME PLAYOFF SERIES

SEASON	SERIES	GAMES	RESULT	SEASON	SERIES	GAMES	RESULT
1979-80	Did not qualify for playoffs			1997-98	Western Conference Quarterfinals	2-4	Lost to Detroit
1980-81	Did not qualify for playoffs			1998-99	Western Conference Quarterfinals	3-4	Lost to St. Louis
1981-82	Norris Division Semifinals	1-3	Lost to St. Louis	1999-00	Western Conference Quarterfinals	1-4	Lost to Colorado
1982-83	Smythe Division Semifinals	0-3	Lost to Edmonton	2000-01	Did not qualify for playoffs		
1983-84	Smythe Division Semifinals	0-3	Lost to Edmonton	2001-02	Western Conference Quarterfinals	1-4	Lost to San Jose
1984-85	Smythe Division Semifinals	3-1	Defeated Calgary	2002-03	Did not qualify for playoffs		
	Smythe Division Finals	0-4	Lost to Edmonton	2003-04	Did not qualify for playoffs		
1985-86	Smythe Division Semifinals	0-3	Lost to Calgary	2005-06	Did not qualify for playoffs		
1986-87	Smythe Division Semifinals	4-2	Defeated Calgary	2006-07	Did not qualify for playoffs		
	Smythe Division Finals	0-4	Lost to Edmonton	2007-08	Did not qualify for playoffs		
1987-88	Smythe Division Semifinals	1-4	Lost to Edmonton	2008-09	Did not qualify for playoffs		
1988-89	Did not qualify for playoffs			2009-10	Western Conference Quarterfinals	3-4	Lost to Detroit
1989-90	Smythe Division Semifinals	3-4	Lost to Edmonton	2010-11	Western Conference Quarterfinals	0-4	Lost to Detroit
1991-92	Smythe Division Semifinals	3-4	Lost to Vancouver	2011-12	Western Conference Quarterfinals	4-2	Defeated Chicago
1992-93	Smythe Division Semifinals	2-4	Lost to Vancouver		Western Conference Semifinals	4-1	Defeated Nashville
1993-94	Did not qualify for playoffs				Western Conference Final	1-4	Lost to Los Angeles
1994-95	Did not qualify for playoffs			2012-13	Did not qualify for playoffs		
1995-96	Western Conference Quarterfinals	2-4	Lost to Detroit	2013-14	Did not qualify for playoffs		
1996-97	Western Conference Quarterfinals	3-4	Lost to Anaheim	2014-15	Did not qualify for playoffs		
PLAYOFF WIN/LOSS RECORD BY GAMES: 41-78				SERIES RECORD IN FIRST ROUND: 3-16			
PLAYOFF WIN/LOSS RECORD BY SERIES: 4-19				SERIES RECORD IN SECOND ROUND: 1-2			
				SERIES RECORD IN THIRD ROUND: 0-1			
				SERIES RECORD IN FINAL ROUND: 0-0			
				DIVISION CHAMPIONSHIPS: 1			
				CONFERENCE CHAMPIONSHIPS: 0			
				STANLEY CUP CHAMPIONSHIPS: 0			



1981-82 WINNIPEG JETS

PLAYER	GP	G	A	PTS	PIM
Dale Hawerchuk	4	1	7	8	5
Paul MacLean	4	3	2	5	20
Moe Mantha	4	1	3	4	16
Thomas Steen	4	0	4	4	2
Willy Lindstrom	4	2	1	3	2
Lucien Deblois	4	2	1	3	4
Dave Babych	4	1	2	3	29
Norm Dupont	4	2	0	2	0
Bengt Lundholm	4	1	1	2	2
Morris Lukowich	4	0	2	2	16
Tim Watters	4	0	1	1	8
Dave Christian	4	0	1	1	2
Don Spring	4	0	0	0	4
Jimmy Mann	3	0	0	0	7
Larry Hopkins	4	0	0	0	2
Serge Savard	4	0	0	0	2
Doug Smail	4	0	0	0	0
Tim Trimper	1	0	0	0	0
Rick Bowness	1	0	0	0	0

GOALTENDER	GP	MIN	GAA	W-L	SO	GA	SA	SV%
Doug Soetaert	2	120	4.00	1-1	0	8	62	.871
Ed Staniowski	2	120	6.00	0-2	0	12	42	.714

1982-83 WINNIPEG JETS

PLAYER	GP	G	A	PTS	PIM
Dale Hawerchuk	3	1	4	5	8
Moe Mantha	2	2	2	4	0
Ron Wilson	3	2	2	4	2
Paul MacLean	3	1	2	3	6
Norm Dupont	1	1	1	2	0
Thomas Steen	3	0	2	2	0
Bryan Maxwell	3	1	0	1	23
Brian Mullen	3	1	0	1	0
Laurie Boschman	3	0	1	1	12
Bengt Lundholm	3	0	1	1	2
Jimmy Mann	1	0	0	0	0
Doug Soetaert	1	0	0	0	0
Scott Arniel	2	0	0	0	0
Larry Hopkins	2	0	0	0	0
Don Spring	2	0	0	0	6
Dave Babych	3	0	0	0	0
Lucien Deblois	3	0	0	0	5
Brian Hayward	3	0	0	0	0
Dave Christian	3	0	0	0	0
Serge Savard	3	0	0	0	2
Doug Smail	3	0	0	0	6
Tim Watters	3	0	0	0	2

GOALTENDER	GP	MIN	GAA	W-L	SO	GA	SA	SV%
Doug Soetaert	1	20	0.00	0-0	0	0	10	1.00
Brian Hayward	3	160	5.25	0-3	0	14	84	.833

1983-84 WINNIPEG JETS

PLAYER	GP	G	A	PTS	PIM
Brian Mullen	3	0	3	3	6
Andrew McBain	3	2	0	2	0
Dale Hawerchuk	3	1	1	2	0
Dave Babych	3	1	1	2	0
Randy Carlyle	3	0	2	2	4
Paul MacLean	3	1	0	1	0
Moe Mantha	3	1	0	1	0
Tim Watters	3	1	0	1	2
Doug Smail	3	0	1	1	7
Tim Young	1	0	1	1	0
Laurie Boschman	3	0	1	1	5
Lucien Deblois	3	0	1	1	4
Thomas Steen	3	0	1	1	9
Scott Arniel	2	0	0	0	5
Jordy Douglas	1	0	0	0	2
Murray Eaves	2	0	0	0	2
Wade Campbell	3	0	0	0	7
Jim Kyte	3	0	0	0	11
Morris Lukowich	3	0	0	0	0
Robert Picard	3	0	0	0	12
Marc Behrend	2	0	0	0	0
Doug Soetaert	1	0	0	0	0
Mike Veisor	1	0	0	0	0

GOALTENDER	GP	MIN	GAA	W-L	SO	GA	SA	SV%
Marc Behrend	2	121	4.46	0-2	0	9	91	.901
Mike Veisor	1	40	6.00	0-0	0	4	29	.862
Doug Soetaert	1	20	15	0-1	0	5	19	.737

1984-85 WINNIPEG JETS

PLAYER	GP	G	A	PTS	PIM
Dave Babych	8	2	7	9	6
Paul MacLean	8	3	4	7	4
Ron Wilson	8	4	2	6	2
Randy Carlyle	8	1	5	6	13
Dave Ellett	8	1	5	6	4
Thomas Steen	8	2	3	5	17
Bengt Lundholm	5	2	2	4	8
Robert Picard	8	2	2	4	8
Dale Hawerchuk	3	2	1	3	4
Laurie Boschman	8	2	1	3	21
Doug Smail	8	2	1	3	4
Scott Arniel	8	1	2	3	9
Brian Mullen	8	1	2	3	4
Andrew McBain	7	1	0	1	0
Murray Eaves	2	0	1	1	0
Jim Nil	8	0	1	1	28
Perry Turnbull	8	0	1	1	26
Tim Watters	8	0	1	1	16
Peter Taglianetti	1	0	0	0	0
Marc Behrend	4	0	0	0	0
Wade Campbell	3	0	0	0	2
Tom Martin	3	0	0	0	2
Brian Hayward	6	0	0	0	0
Jim Kyte	8	0	0	0	14

GOALTENDER	GP	MIN	GAA	W-L	SO	GA	SA	SV%
Marc Behrend	4	179	3.35	1-1	0	10	96	.896
Brian Hayward	6	309	4.47	2-4	0	23	156	.853



1985-86 WINNIPEG JETS

PLAYER	GP	G	A	PTS	PIM
Mario Marois	3	1	4	5	6
Brian Mullen	3	1	2	3	6
Dale Hawerchuk	3	0	3	3	0
Ray Neufeld	3	2	0	2	10
Thomas Steen	3	1	1	2	4
Paul MacLean	2	1	0	1	7
Bill Derlago	3	1	0	1	0
Doug Smail	3	1	0	1	0
Laurie Boschman	3	0	1	1	6
Dave Ellett	3	0	1	1	0
Perry Turnbull	3	0	1	1	11
Marc Behrend	1	0	0	0	0
Daniel Berthiaume	1	0	0	0	0
Dan Bouchard	1	0	0	0	2
Dave Silk	1	0	0	0	2
Ron Wilson	1	0	0	0	0
Brian Hayward	2	0	0	0	0
Bengt Lundholm	2	0	0	0	2
Scott Arniel	3	0	0	0	12
Brad Berry	3	0	0	0	0
Bobby Dollas	3	0	0	0	2
Jim Kyte	3	0	0	0	12
Jim Nill	3	0	0	0	4
Peter Taglianetti	3	0	0	0	2

GOALTENDER	GP	MIN	GAA	W-L	SO	GA	SA	SV%
Marc Behrend	1	12	0.00	0-0	0	0	7	1.00
Daniel Berthiaume	1	68	3.53	0-1	0	4	43	.907
Brian Hayward	2	68	5.29	0-1	0	6	31	.806
Dan Bouchard	1	40	7.50	0-1	0	5	22	.773

1986-87 WINNIPEG JETS

PLAYER	GP	G	A	PTS	PIM
Dale Hawerchuk	10	5	8	13	4
Dave Ellett	10	0	8	8	2
Paul MacLean	10	5	2	7	16
Thomas Steen	10	3	4	7	8
Brian Mullen	9	4	2	6	0
Randy Carlyle	10	1	5	6	22
Fredrik Olausson	10	2	3	5	4
Laurie Boschman	10	2	3	5	30
Doug Smail	10	4	0	4	10
Mario Marois	10	1	3	4	23
Jim Kyte	10	0	4	4	36
Ron Wilson	10	1	2	3	0
Gilles Hamel	8	2	0	2	2
Ray Neufeld	8	1	1	2	30
Andrew McBain	9	0	2	2	10
Iain Duncan	7	0	2	2	6
Tim Watters	10	0	1	1	21
Brad Berry	7	0	1	1	14
Jim Nill	2	0	0	0	7
Steve Rooney	8	0	0	0	34
Perry Turnbull	1	0	0	0	10

GOALTENDER	GP	MIN	GAA	W-L	SO	GA	SA	SV%
Daniel Berthiaume	8	437	2.87	4-4	0	21	210	.900
Eldon Reddick	3	166	3.61	0-2	0	10	73	.863

1987-88 WINNIPEG JETS

PLAYER	GP	G	A	PTS	PIM
Dale Hawerchuk	5	3	4	7	16
Andrew McBain	5	2	5	7	29
Thomas Steen	5	1	5	6	2
Ray Neufeld	5	2	2	4	6
Laurie Boschman	5	1	3	4	9
Mario Marois	5	0	4	4	6
Dave Ellett	5	1	2	3	10
Paul MacLean	5	2	0	2	23
Peter Taglianetti	5	1	1	2	12
Fredrik Olausson	5	1	1	2	0
Randy Carlyle	5	0	2	2	10
Doug Smail	5	1	0	1	22
Steve Rooney	5	1	0	1	33
Randy Gilhen	4	1	0	1	10
Iain Duncan	4	0	1	1	0
Paul Boutilier	5	0	0	0	15
Ron Wilson	1	0	0	0	2
Gilles Hamel	1	0	0	0	0
Mark Kumpel	4	0	0	0	4
Peter Douris	1	0	0	0	0
Brad Jones	1	0	0	0	0
Tim Watters	4	0	0	0	4

GOALTENDER	GP	MIN	GAA	W-L	SO	GA	SA	SV%
Daniel Berthiaume	5	300	5.00	1-4	0	25	154	.838

1989-90 WINNIPEG JETS

PLAYER	GP	G	A	PTS	PIM
Dale Hawerchuk	7	3	5	8	2
Thomas Steen	7	2	5	7	16
Pat Elynuik	7	2	4	6	2
Moe Mantha	7	1	5	6	2
Brent Ashton	7	3	1	4	2
Doug Evans	7	2	2	4	10
Greg Paslawski	7	1	3	4	0
Teppo Numminen	7	1	2	3	10
Dave Ellett	7	2	0	2	6
Paul Fenton	7	2	0	2	23
Mark Kumpel	7	2	0	2	2
Paul MacDermid	7	0	2	2	8
Fredrik Olausson	7	0	2	2	2
Doug Smail	5	1	0	1	0
Gord Donnelly	6	0	1	1	8
Dave McLlwain	7	0	1	1	2
Brad Berry	1	0	0	0	0
Laurie Boschman	2	0	0	0	2
Stephane Beauregard	4	0	0	0	0
Bob Essensa	4	0	0	0	0
Phil Sykes	4	0	0	0	0
Shawn Cronin	5	0	0	0	7
Peter Taglianetti	5	0	0	0	6

GOALTENDER	GP	MIN	GAA	W-L	SO	GA	SA	SV%
Stephane Beauregard	4	238	3.03	1-3	0	12	105	.886
Bob Essensa	4	206	3.50	2-1	0	12	100	.880



1991-92 WINNIPEG JETS

PLAYER	GP	G	A	PTS	PIM
Thomas Steen	7	2	4	6	2
Fredrik Olausson	7	1	5	6	4
Phil Housley	7	1	4	5	0
Aaron Broten	7	2	2	4	12
Pat Elynuik	7	2	2	4	4
Evgeny Davydov	7	2	2	4	2
Keith Tkachuk	7	3	0	3	30
Ed Olczyk	6	2	1	3	4
Randy Carlyle	5	1	0	1	6
Lucien Deblois	5	1	0	1	2
Darrin Shannon	7	0	1	1	10
Phil Sykes	7	0	1	1	9
Bob Essensa	1	0	0	0	0
Doug Evans	1	0	0	0	2
Luciano Borsato	1	0	0	0	0
Kris Draper	2	0	0	0	0
Mike Hartman	2	0	0	0	2
Dean Kennedy	2	0	0	0	0
Shawn Cronin	4	0	0	0	6
Mike Eagles	7	0	0	0	8
Mike Lalor	7	0	0	0	19
Troy Murray	7	0	0	0	2
Teppo Numminen	7	0	0	0	0
Rick Tabaracci	7	0	0	0	0
Igor Ulanov	7	0	0	0	39

GOALTENDER	GP	MIN	GAA	W-L	SO	GA	SA	SV%
Rick Tabaracci	7	387	4.03	3-4	0	26	212	.877
Bob Essensa	1	33	5.45	0-0	0	3	17	.824

1992-93 WINNIPEG JETS

PLAYER	GP	G	A	PTS	PIM
Phil Housley	6	0	7	7	2
Teemu Selanne	6	4	2	6	2
Darrin Shannon	6	2	4	6	6
Keith Tkachuk	6	4	0	4	14
Thomas Steen	6	1	3	4	2
Stu Barnes	6	1	3	4	2
Andy Brickley	1	1	1	2	0
Kris King	6	1	1	2	4
Teppo Numminen	6	1	1	2	2
Mike Lalor	4	0	2	2	4
Fredrik Olausson	6	0	2	2	2
Alexei Zhamnov	6	0	2	2	2
Tie Domi	6	1	0	1	23
Luciano Borsato	6	1	0	1	4
Mike Eagles	5	0	1	1	6
Russ Romaniuk	1	0	0	0	0
John Druce	2	0	0	0	0
Bryan Erickson	3	0	0	0	0
Evgeny Davydov	4	0	0	0	0
Igor Ulanov	4	0	0	0	4
Bob Essensa	6	0	0	0	2
Dean Kennedy	6	0	0	0	2
Sergei Bautin	6	0	0	0	2

GOALTENDER	GP	MIN	GAA	W-L	SO	GA	SA	SV%
Bob Essensa	6	367	3.27	2-4	0	20	183	.891

1995-96 WINNIPEG JETS

PLAYER	GP	G	A	PTS	PIM
Dave Manson	6	2	1	3	30
Alexei Zhamnov	6	2	1	3	8
Craig Janney	6	1	2	3	0
Ed Olczyk	6	1	2	3	6
Keith Tkachuk	6	1	2	3	22
Igor Korolev	6	0	3	3	0
Chad Kilger	4	1	0	1	0
Norm Maciver	6	1	0	1	2
Darrin Shannon	6	1	0	1	6
Kris King	5	0	1	1	4
Craig Muni	6	0	1	1	2
Mike Eastwood	6	0	1	1	2
Oleg Tverdovsky	6	0	1	1	0
Jim McKenzie	1	0	0	0	2
Craig Mills	1	0	0	0	0
Dallas Drake	3	0	0	0	0
Iain Fraser	4	0	0	0	0
Jeff Finley	6	0	0	0	4
Teppo Numminen	6	0	0	0	2
Mike Stapleton	6	0	0	0	21
Nikolai Khabibulin	6	0	0	0	0
Shane Doan	6	0	0	0	6

GOALTENDER	GP	MIN	GAA	W-L	SO	GA	SA	SV%
Nikolai Khabibulin	6	359	3.18	2-4	0	19	214	.911

1996-97 PHOENIX COYOTES

PLAYER	GP	G	A	PTS	PIM
Cliff Ronning	7	0	7	7	12
Keith Tkachuk	7	6	0	6	7
Teppo Numminen	7	3	3	6	0
Jeremy Roenick	6	2	4	6	4
Darrin Shannon	7	3	1	4	4
Bob Corkum	7	2	2	4	4
Mike Gartner	7	1	2	3	4
Craig Janney	7	0	3	3	4
Deron Quint	7	0	2	2	0
Dallas Drake	7	0	1	1	2
Oleg Tverdovsky	7	0	1	1	0
Murray Baron	1	0	0	0	0
Jeff Finley	1	0	0	0	2
Igor Korolev	1	0	0	0	0
Jocelyn Lemieux	2	0	0	0	4
Shane Doan	4	0	0	0	2
Jim Johnson	6	0	0	0	4
Gerald Diduck	7	0	0	0	10
Kris King	7	0	0	0	17
Jim McKenzie	7	0	0	0	2
Jayson More	7	0	0	0	7
Mike Stapleton	7	0	0	0	14
Nikolai Khabibulin	7	0	0	0	6

GOALTENDER	GP	MIN	GAA	W-L	SO	GA	SA	SV%
Nikolai Khabibulin	7	426	2.11	3-4	1	15	222	.932



1997-98 PHOENIX COYOTES

PLAYER	GP	G	A	PTS	PIM
Rick Tocchet	6	6	2	8	25
Jeremy Roenick	6	5	3	8	4
Oleg Tverdovsky	6	0	7	7	0
Keith Tkachuk	6	3	3	6	10
Cliff Ronning	6	1	3	4	4
Craig Janney	6	0	3	3	0
Murray Baron	6	0	2	2	6
Gerald Diduck	6	0	2	2	20
Mike Gartner	5	1	0	1	18
Bob Corkum	6	1	0	1	4
Shane Doan	6	1	0	1	6
Dallas Drake	4	0	1	1	2
Nikolai Khabibulin	4	0	1	1	0
Darrin Shannon	5	0	1	1	4
Norm Maciver	6	0	1	1	2
Mark Janssens	1	0	0	0	2
Jim McKenzie	1	0	0	0	0
Teppo Numminen	1	0	0	0	0
Jim Cummins	3	0	0	0	4
Jimmy Waite	4	0	0	0	0
Brad Isbister	5	0	0	0	2
Michel Petit	5	0	0	0	8
Keith Carney	6	0	0	0	4
Mike Stapleton	6	0	0	0	2

GOALTENDER	GP	MIN	GAA	W-L	SO	GA	SA	SV%
Jimmy Waite	4	171	3.86	0-3	0	11	97	.887
Nikolai Khabibulin	4	185	4.22	2-1	0	13	106	.877

1998-99 PHOENIX COYOTES

PLAYER	GP	G	A	PTS	PIM
Dallas Drake	7	4	3	7	4
Shane Doan	7	2	2	4	6
Robert Reichel	7	1	3	4	2
Keith Tkachuk	7	1	3	4	13
Teppo Numminen	7	2	1	3	4
Keith Carney	7	1	2	3	10
Rick Tocchet	7	0	3	3	8
Louie DeBrusk	6	2	0	2	6
Stephen Leach	7	1	1	2	2
Juha Ylonen	2	0	2	2	2
Brian Noonan	5	0	2	2	4
Oleg Tverdovsky	6	0	2	2	6
Greg Adams	3	1	0	1	0
Mike Stapleton	7	1	0	1	0
Jim Cummins	3	0	1	1	0
Stan Neckar	6	0	1	1	4
Bob Corkum	7	0	1	1	4
Jyrki Lumme	7	0	1	1	6
Jeremy Roenick	1	0	0	0	0
Brad Tiley	1	0	0	0	0
Tavis Hansen	2	0	0	0	0
Gerald Diduck	3	0	0	0	2
Mike Sullivan	5	0	0	0	2
J.J. Daigneault	6	0	0	0	8
Nikolai Khabibulin	7	0	0	0	2

GOALTENDER	GP	MIN	GAA	W-L	SO	GA	SA	SV%
Nikolai Khabibulin	7	449	2.41	3-4	0	18	236	.924

1999-2000 PHOENIX COYOTES

PLAYER	GP	G	A	PTS	PIM
Jeremy Roenick	5	2	2	4	10
Travis Green	5	2	1	3	2
Shane Doan	4	1	2	3	8
Benoit Hogue	5	1	2	3	2
Mikael Renberg	5	1	2	3	4
Trevor Letowski	5	1	1	2	4
Teppo Numminen	5	1	1	2	0
Keith Tkachuk	5	1	1	2	4
Dallas Drake	5	0	1	1	4
Jyrki Lumme	5	0	1	1	2
Radoslav Suchy	5	0	1	1	0
Mike Sullivan	5	0	1	1	0
Daniel Briere	1	0	0	0	0
J.J. Daigneault	1	0	0	0	0
Juha Ylonen	1	0	0	0	0
Louie DeBrusk	3	0	0	0	0
Greg Adams	5	0	0	0	0
Sean Burke	5	0	0	0	0
Stan Neckar	5	0	0	0	0
Mika Alatalo	5	0	0	0	2
Keith Carney	5	0	0	0	17
Lyle Odelein	5	0	0	0	16

GOALTENDER	GP	MIN	GAA	W-L	SO	GA	SA	SV%
Sean Burke	5	296	3.24	1-4	0	16	167	.904

2001-02 PHOENIX COYOTES

PLAYER	GP	G	A	PTS	PIM
Shane Doan	5	2	2	4	6
Daniel Briere	5	2	1	3	2
Mike Johnson	5	1	1	2	6
Sean Burke	5	0	2	2	0
Denis Pederson	5	0	2	2	0
Todd Simpson	5	0	2	2	6
Daymond Langkow	5	1	0	1	0
Radoslav Suchy	5	1	0	1	0
Dan Focht	1	0	1	1	0
Drake Berehowsky	5	0	1	1	4
Branko Radivojevic	1	0	0	0	2
Krystofer Kolanos	2	0	0	0	6
Andrei Nazarov	3	0	0	0	2
Teppo Numminen	4	0	0	0	2
Landon Wilson	4	0	0	0	12
Claude Lemieux	5	0	0	0	2
Brad May	5	0	0	0	0
Brian Savage	5	0	0	0	0
Michal Handzus	5	0	0	0	2
Paul Mara	5	0	0	0	4
Ladislav Nagy	5	0	0	0	21
Ossi Vaananen	5	0	0	0	6

GOALTENDER	GP	MIN	GAA	W-L	SO	GA	SA	SV%
Sean Burke	5	297	2.63	1-4	0	13	133	.902



2009-10 PHOENIX COYOTES

PLAYER	GP	G	A	PTS	PIM
Matthew Lombardi	7	1	5	6	2
Wojtek Wolski	7	4	1	5	0
Keith Yandle	7	2	3	5	4
Radim Vrbata	7	2	2	4	4
Derek Morris	7	1	3	4	11
Petr Prucha	7	1	2	3	4
Martin Hanzal	7	0	3	3	10
Taylor Pyatt	7	1	1	2	2
Vernon Fiddler	6	1	1	2	14
Shane Doan	3	1	1	2	4
Lee Stempniak	7	0	2	2	0
Zbynek Michalek	7	0	2	2	2
Adrian Aucoin	7	0	2	2	10
Ed Jovanovski	7	1	0	1	4
Lauri Korpikoski	7	1	0	1	2
Sami Lepisto	7	1	0	1	0
Mathieu Schneider	3	1	0	1	0
Robert Lang	4	0	1	1	0
Daniel Winnik	7	0	0	0	0
Petteri Nokelainen	5	0	0	0	2

GOALTENDER	GP	MIN	GAA	W-L	SO	GA	SA	SV%
Ilya Bryzgalov	7	419	3.44	3-4	0	24	255	.906

2010-11 PHOENIX COYOTES

PLAYER	GP	G	A	PTS	PIM
Shane Doan	4	3	2	5	6
Radim Vrbata	4	2	3	5	0
Keith Yandle	4	0	5	5	0
Ray Whitney	4	1	2	3	2
Kyle Turris	4	1	2	3	2
Martin Hanzal	4	1	2	3	8
David Schlemko	7	1	0	1	4
Taylor Pyatt	4	1	0	1	0
Lauri Korpikoski	4	0	1	1	2
Mikkel Boedker	4	0	1	1	2
Ed Jovanovski	4	0	1	1	2
Lee Stempniak	4	0	0	0	0
Rostislav Klesla	4	0	0	0	7
Michal Rozsival	4	0	0	0	2
Eric Belanger	4	0	0	0	2
Adrian Aucoin	4	0	0	0	2
Vernon Fiddler	4	0	0	0	0
Andrew Ebbett	3	0	0	0	0
Paul Bissonnette	1	0	0	0	0

GOALTENDER	GP	MIN	GAA	W-L	SO	GA	SA	SV%
Ilya Bryzgalov	4	234	4.36	0-4	0	17	140	.879

2011-12 PHOENIX COYOTES

PLAYER	GP	G	A	PTS	PIM
Antoine Vermette	16	5	5	10	24
Shane Doan	16	5	4	9	41
Keith Yandle	16	1	8	9	10
Mikkel Boedker	16	4	4	8	0
Rostislav Klesla	15	2	6	8	4
Ray Whitney	16	2	5	7	10
Daymond Langkow	16	1	6	7	4
Taylor Pyatt	16	4	2	6	2
Martin Hanzal	12	3	3	6	29
Derek Morris	16	2	4	6	24
Radim Vrbata	16	2	3	5	8
Oliver Ekman-Larsson	16	1	3	4	8
Kyle Chipchura	15	1	3	4	7
Gilbert Brule	12	2	1	3	0
Raffi Torres	3	1	1	2	2
Marc-Antoine Pouliot	8	1	1	2	2
Boyd Gordon	16	0	2	2	6
Adrian Aucoin	11	0	2	2	10
Michal Rozsival	15	0	0	0	2
Lauri Korpikoski	11	0	0	0	2
David Schlemko	5	0	0	0	0
Paul Bissonnette	3	0	0	0	15
*Michael Stone	2	0	0	0	0

GOALTENDER	GP	MIN	GAA	W-L	SO	GA	SA	SV%
Mike Smith	16	1027	1.99	9-7	3	34	602	.944



#	PLAYER	GP	G	A	PTS	PIM	#	PLAYER	GP	G	A	PTS	PIM
1	Dale Hawerchuk	38	16	33	49	39	63	Daniel Briere	6	2	1	3	2
2	Thomas Steen	56	12	32	44	62	64	Gilbert Brule	12	2	1	3	0
3	Shane Doan	55	15	13	28	85	65	Benoit Hogue	5	1	2	3	2
4	Keith Tkachuk	44	19	9	28	100	66	Mikael Renberg	5	1	2	3	4
5	Paul MacLean	35	16	10	26	76	67	Petr Prucha	7	1	2	3	4
6	Dave Ellett	33	4	16	20	22	68	Keith Carney	18	1	2	3	31
7	Keith Yandle	27	3	16	19	14	69	Scott Arniel	18	1	2	3	26
8	Jeremy Roenick	18	9	9	18	18	70	Kris King	18	1	2	3	25
9	Fredrik Olausson	35	4	13	17	12	71	Tim Watters	28	1	2	3	49
10	Randy Carlyle	31	3	14	17	51	72	Igor Korolev	7	0	3	3	0
11	Teppo Numminen	50	8	8	16	20	73	Iain Duncan	11	0	3	3	6
12	Brian Mullen	26	7	9	16	16	74	Kyle Turris	4	1	2	3	2
13	Moe Mantha	16	5	10	15	18	75	Paul Fenton	7	2	0	2	23
14	Laurie Boschman	34	5	10	15	87	76	Louie DeBrusk	9	2	0	2	6
15	David Babych	18	4	10	14	35	77	Gilles Hamel	9	2	0	2	2
16	Radim Vrbata	27	6	8	14	12	78	Mark Kumpel	11	2	0	2	6
17	Ron Wilson	23	7	6	13	6	79	Mike Lalor	11	2	0	2	23
18	Darrin Shannon	31	6	7	13	30	80	Andy Brickley	1	1	1	2	0
19	Mario Marois	18	2	11	13	35	81	Raffi Torres	3	1	1	2	2
20	Andrew McBain	24	5	7	12	39	82	Trevor Letowski	5	1	1	2	4
21	Martin Hanzal	23	4	8	12	47	83	Mike Johnson	5	1	1	2	6
22	Phil Housley	13	1	11	12	2	84	Vernon Fiddler	10	1	1	2	14
23	Doug Smail	41	9	2	11	49	85	Stephen Leach	7	1	1	2	2
24	Rick Tocchet	13	6	5	11	33	86	Marc-Antoine Pouliot	8	1	1	2	2
25	Cliff Ronning	13	1	10	11	16	87	Radoslav Suchy	10	1	1	2	0
26	Oleg Tverdovsky	25	0	11	11	6	88	Norm Maciver	12	1	1	2	4
27	Pat Elynuik	14	4	6	10	6	89	Peter Taglianetti	14	1	1	2	20
28	Antoine Vermette	16	5	5	10	24	90	Juha Ylonen	3	0	2	2	2
29	Ray Whitney	20	3	7	10	12	91	Brian Noonan	5	0	2	2	4
30	Derek Morris	23	3	7	10	35	92	Denis Pederson	5	0	2	2	0
31	Dallas Drake	26	4	6	10	12	93	Todd Simpson	5	0	2	2	6
32	Ray Neufeld	18	6	3	9	46	94	Murray Baron	7	0	2	2	6
33	Craig Janney	19	1	8	9	4	95	Morris Lukowich	7	0	2	2	16
34	Mikkel Boedker	20	4	5	9	2	96	Paul MacDermid	7	0	2	2	8
35	Taylor Pyatt	27	6	3	9	4	97	Zbynek Michalek	7	0	2	2	2
36	Rostislav Klesla	19	2	6	8	17	98	Deron Quint	7	0	2	2	0
37	Daymond Langkow	21	2	6	8	4	99	Lee Stempniak	11	0	2	2	2
38	Bengt Lundholm	14	3	4	7	14	100	Sean Burke	10	0	2	2	0
39	Teemu Selanne	6	4	2	6	2	101	Perry Turnbull	12	0	2	2	47
40	Eddie Olczyk	12	3	3	6	10	102	Jyrki Lumme	12	0	2	2	8
41	Bob Corkum	20	3	3	6	12	103	Boyd Gordon	16	0	2	2	6
42	Matthew Lombardi	7	1	5	6	2	104	Gerald Diduck	16	0	2	2	32
43	Wojtek Wolski	7	4	1	5	0	105	Ed Jovanovski	11	1	1	2	6
44	Lucien Deblois	15	3	2	5	15	106	Lauri Korpikoski	22	1	1	2	8
45	Alexei Zhamnov	12	2	3	5	10	107	Bill Derlago	3	1	0	1	0
46	Norm Dupont	5	3	1	4	0	108	Bryan Maxwell	3	1	0	1	23
47	Brent Ashton	7	3	1	4	2	109	Mathieu Schneider	3	1	0	1	0
48	Aaron Broten	7	2	2	4	12	110	Randy Gilhen	4	1	0	1	10
49	Doug Evans	8	2	2	4	12	111	Chad Kilger	4	1	0	1	0
50	Evgeny Davydov	11	2	2	4	2	112	David Schlemko	9	1	0	1	4
51	Robert Picard	11	2	2	4	20	113	Tie Domi	6	1	0	1	23
52	Mike Gartner	12	2	2	4	22	114	Luciano Borsato	7	1	0	1	4
53	Stu Barnes	6	1	3	4	2	115	Sami Lepisto	7	1	0	1	0
54	Kyle Chipchura	15	1	3	4	7	116	Greg Adams	8	1	0	1	0
55	Oliver Ekman-Larsson	16	1	3	4	8	117	Steve Rooney	13	1	0	1	67
56	Greg Paslawski	7	1	3	4	0	118	Mike Stapleton	26	1	0	1	37
57	Robert Reichel	7	1	3	4	2	119	Tim Young	1	0	1	1	0
58	Adrian Aucoin	22	0	4	4	22	120	Dan Focht	1	0	1	1	0
59	Jim Kyte	24	0	4	4	73	121	Murray Eaves	4	0	1	1	2
60	Willy Lindstrom	4	2	1	3	2	122	Robert Lang	4	0	1	1	0
61	Travis Green	5	2	1	3	2	123	Drake Berehowsky	5	0	1	1	4
62	Dave Manson	6	2	1	3	30	124	Jim Cummins	6	0	1	1	4



#	PLAYER	GP	G	A	PTS	PIM	#	PLAYER	GP	G	A	PTS	PIM
125	Gord Donnelly	6	0	1	1	8	166	Iain Fraser	4	0	0	0	0
126	Mike Eastwood	6	0	1	1	2	167	Jimmy Mann	4	0	0	0	7
127	Craig Muni	6	0	1	1	2	168	Doug Soetaert	4	0	0	0	0
128	Dave Christian	7	0	1	1	2	169	Jimmy Waite	4	0	0	0	0
129	Dave McLlwain	7	0	1	1	2	170	Landon Wilson	4	0	0	0	12
130	Mike Sullivan	10	0	1	1	2	171	Paul Boutilier	5	0	0	0	15
131	Stan Neckar	11	0	1	1	4	172	Brad Isbister	5	0	0	0	2
132	Brad Berry	11	0	1	1	14	173	Michel Petit	5	0	0	0	8
133	Phil Sykes	11	0	1	1	9	174	Mika Alatalo	5	0	0	0	2
134	Mike Eagles	12	0	1	1	14	175	Lyle Odelein	5	0	0	0	16
135	Jim Nill	14	0	1	1	39	176	Claude Lemieux	5	0	0	0	2
136	Mike Smith	16	0	1	1	14	177	Brad May	5	0	0	0	0
137	Nikolai Khabibulin	24	0	1	1	8	178	Brian Savage	5	0	0	0	0
138	Dan Bouchard	1	0	0	0	2	179	Michal Handzus	5	0	0	0	2
139	Jordy Douglas	1	0	0	0	2	180	Paul Mara	5	0	0	0	4
140	Peter Douris	1	0	0	0	0	181	Ladislav Nagy	5	0	0	0	21
141	Mark Janssens	1	0	0	0	2	182	Petteri Nokelainen	5	0	0	0	2
142	Brad Jones	1	0	0	0	0	183	Ossi Vaananen	5	0	0	0	6
143	Craig Mills	1	0	0	0	0	184	Wade Campbell	6	0	0	0	9
144	Russ Romaniuk	1	0	0	0	0	185	Larry Hopkins	6	0	0	0	2
145	Dave Silk	1	0	0	0	2	186	Jim Johnson	6	0	0	0	4
146	Brad Tiley	1	0	0	0	0	187	Don Spring	6	0	0	0	10
147	Tim Trimper	1	0	0	0	0	188	J.J. Daigneault	7	0	0	0	8
148	Mike Veisor	1	0	0	0	0	189	Marc Behrend	7	0	0	0	0
149	Branko Radivojevic	1	0	0	0	2	190	Jeff Finley	7	0	0	0	6
150	Michael Stone	2	0	0	0	0	191	Jayson More	7	0	0	0	7
151	Kris Draper	2	0	0	0	0	192	Troy Murray	7	0	0	0	2
152	John Druce	2	0	0	0	0	193	Serge Savard	7	0	0	0	4
153	Tavis Hansen	2	0	0	0	0	194	Rick Tabaracci	7	0	0	0	0
154	Mike Hartman	2	0	0	0	2	195	Daniel Winnik	7	0	0	0	0
155	Jocelyn Lemieux	2	0	0	0	4	196	Dean Kennedy	8	0	0	0	2
156	Ed Staniowski	2	0	0	0	0	197	Shawn Cronin	9	0	0	0	13
157	Krystofer Kolanos	2	0	0	0	6	198	Jim McKenzie	9	0	0	0	4
158	Andrew Ebbett	3	0	0	0	0	199	Ilya Bryzgalov	11	0	0	0	0
159	Bobby Dollas	3	0	0	0	2	200	Bob Essensa	11	0	0	0	2
160	Bryan Erickson	3	0	0	0	0	201	Brian Hayward	11	0	0	0	0
161	Tom Martin	3	0	0	0	2	202	Igor Ulanov	11	0	0	0	43
162	Eldon Reddick	3	0	0	0	0	203	Daniel Berthiaume	14	0	0	0	0
163	Andrei Nazarov	3	0	0	0	2	204	Michal Rozsival	19	0	0	0	4
164	Paul Bissonnette	4	0	0	0	15	205	Stephane Beauregard	40	0	0	0	0
165	Eric Belanger	4	0	0	0	2							

ALL-TIME PLAYOFF GOALTENDING

PLAYER	YEAR	GP	MIN	GAA	W	L	SO	GA	SA	SV%
Mike Smith	2011-12	16	1027	1.99	9	7	3	34	602	.944
Nikolai Khabibulin	1995-96 to 1998-99	24	1419	2.75	10	13	1	65	778	.916
Sean Burke	1999-00 to 2001-02	10	593	2.93	2	8	0	29	300	.903
Stephane Beauregard	1989-90	4	238	3.03	1	3	0	12	105	.886
Bob Essensa	1989-90 to 1992-93	11	606	3.47	4	5	0	35	300	.883
Eldon Reddick	1986-87	3	166	3.61	0	2	0	10	73	.863
Marc Behrend	1983-84 to 1985-86	7	312	3.65	1	3	0	19	194	.902
Daniel Berthiaume	1985-86 to 1987-88	14	805	3.73	5	9	0	50	407	.877
Jimmy Waite	1997-98	4	171	3.86	0	3	0	11	97	.887
Ilya Bryzgalov	2009-10 to 2010-11	11	653	3.90	3	8	0	41	395	.896
Rick Tabaracci	1991-92	7	387	4.03	3	4	0	26	212	.877
Brian Hayward	1982-83 to 1985-86	11	537	4.80	2	8	0	43	271	.841
Doug Soetaert	1981-82 to 1983-84	4	160	4.88	1	2	0	13	91	.857
Ed Staniowski	1981-82	2	120	6.00	0	2	0	12	42	.714
Mike Veisor	1983-84	1	40	6.00	0	0	0	4	29	.862
Dan Bouchard	1985-86	1	40	7.50	0	1	0	5	22	.773



GAMES PLAYED

1. Thomas Steen	56
2. Shane Doan	55
3. Teppo Numminen	50
4. Keith Tkachuk	44
5. Doug Smail	41
6. Stephane Beauregard	40
7. Dale Hawerchuk	38
8. Paul MacLean	35
Fredrik Olausson	35
10. Laurie Boschman	34

GOALS

1. Keith Tkachuk	19
2. Dale Hawerchuk	16
Paul MacLean	16
4. Shane Doan	15
5. Thomas Steen	12
6. Jeremy Roenick	9
Doug Smail	9
8. Teppo Numminen	8
9. Brian Mullen	7
Ron Wilson	7

ASSISTS

1. Dale Hawerchuk	33
2. Thomas Steen	32
3. Dave Ellett	16
Keith Yandle	16
5. Randy Carlyle	14
6. Shane Doan	13
Fredrik Olausson	13
8. Mario Marois	11
Phil Housley	11
Oleg Tverdokovsky	11

POINTS

1. Dale Hawerchuk	49
2. Thomas Steen	44
3. Keith Tkachuk	28
Shane Doan	28
5. Paul MacLean	26
6. Dave Ellett	20
7. Keith Yandle	19
8. Jeremy Roenick	18
9. Fredrik Olausson	17
Randy Carlyle	17

PENALTY MINUTES

1. Keith Tkachuk	100
2. Laurie Boschman	87
3. Shane Doan	85
4. Paul MacLean	76
5. Jim Kyte	73
6. Steve Rooney	67
7. Thomas Steen	62
8. Randy Carlyle	51
9. Tim Watters	49
Doug Smail	49

POWER-PLAY GOALS

1. Thomas Steen	7
Paul Maclean	7
3. Keith Tkachuk	5
Dale Hawerchuk	5
5. Shane Doan	4
Dave Ellett	4
Teppo Numminen	4
8. Antoine Vermette	3
Jeremy Roenick	3
Dave Babych	3

SHORTHANDED GOALS

1. Dale Hawerchuk	3
2. Bengt Lundholm	2
Brian Mullen	2
Doug Smail	2
Jeremy Roenick	2
Thomas Steen	2
7. Several tied with	1

GAME-WINNING GOALS

1. Shane Doan	4
2. Mikkel Boedker	2
Martin Hanzal	2
Gilles Hamel	2
Jeremy Roenick	2
Teemu Selanne	2
7. Several tied with	1

ALL-TIME CAREER PLAYOFF GOALTENDING LEADERS

GAMES PLAYED

1. Nikolai Khabibulin	24
2. Mike Smith	16
3. Daniel Berthiaume	14
4. Ilya Bryzgalov	11
Bob Essensa	11

MINUTES PLAYED

1. Nikolai Khabibulin	1419
2. Mike Smith	1027
3. Daniel Berthiaume	805
4. Ilya Bryzgalov	653
5. Bob Essensa	606

WINS

1. Nikolai Khabibulin	10
2. Mike Smith	9
3. Daniel Berthiaume	5
4. Bob Essensa	4
5. Ilya Bryzgalov	3
Rick Tabaracci	3

GOALS AGAINST AVERAGE

1. Mike Smith	1.99
2. Nikolai Khabibulin	2.75
3. Sean Burke	2.93
4. Stephane Beauregard	3.03
5. Bob Essensa	3.47

SAVE PERCENTAGE

1. Mike Smith	.944
2. Nikolai Khabibulin	.916
3. Sean Burke	.903
4. Marc Behrend	.902
5. Ilya Bryzgalov	.892

**MOST GAMES**

16 – 2012

WINS

9 – 2012

HOME

4 – 2012

ROAD

5 – 2012

LOSSES

7 – 2012

HOME

5 – 2012

ROAD

3 – 7 times (last 2000)

GOALS

37 – 2012 (17 vs. CHI, 12 vs. NSH, 8 vs. LAK)

GOALS AGAINST

35 – 2 times (last 2012)

OVERTIME GAMES

7 – 2012

OVERTIME WINS

4 – 2012

CONSECUTIVE WINS

3 games – 3 times (last Apr. 23-29, 2012)

TEAM PLAYOFF RECORDS: SERIES

MOST**GOALS:**

22 – 1987 (vs. CGY) and 1990 (vs. EDM)

GOALS, 3-GAME SERIES:

9 – 1983 (vs. EDM)

GOALS, 4-GAME SERIES:

15 – 1985 (vs. CGY)

GOALS, 5-GAME SERIES:

17 – 1988 (vs. EDM)

GOALS, 6-GAME SERIES:

22 – 1987 (vs. CGY)

GOALS, 7-GAME SERIES:

22 – 1990 (vs. EDM)

GOALS, BOTH TEAMS:

46 – 1990 (WPG 22 vs. EDM 24) and 1992 (WPG 17 vs. VAN 29)

GOALS, BOTH TEAMS, 3-GAME SERIES:

25 – 1984 (WPG 7 vs. EDM 18)

GOALS, BOTH TEAMS, 4-GAME SERIES:

33 – 1982 (WPG 13 vs. STL 20) and 1985 (WPG 11 vs. EDM 22)

GOALS, BOTH TEAMS, 5-GAME SERIES:

42 – 1988 (WPG 17 vs. EDM 25)

GOALS, BOTH TEAMS, 6-GAME SERIES:

42 – 1998 (PHX 18 vs. DET 24)

GOALS, BOTH TEAMS, 7-GAME SERIES:

46 – 1990 (WPG 22 vs. EDM 24) and 1992 (WPG 17 vs. VAN 29)

POWER PLAY GOALS:

8 – 1987 (vs. CGY)

PENALTY MINUTES:

213 – 1988 (vs. EDM)

SHUTOUTS, BOTH TEAMS:

2 – 3 times (last: 2012 WCF PHX 1 vs. LAK 1)

FEWEST**GOALS, 3-GAME SERIES:**

7 – 1984 (vs. EDM)

GOALS, 4-GAME SERIES:

9 – 1987 (vs. EDM)

GOALS, 5-GAME SERIES:

7 – 2002 (vs. SJS)

GOALS, 6-GAME SERIES:

10 – 1996 (vs. DET)

GOALS, 7-GAME SERIES:

16 – 1999 (vs. STL)

GOALS, BOTH TEAMS, 3-GAME SERIES:

23 – 1983 (WPG 9 vs. EDM 14) and 1986 (WPG 8 vs. CGY 15)

GOALS, BOTH TEAMS, 4-GAME SERIES:

26 – 1987 (WPG 9 vs. EDM 17)

GOALS, BOTH TEAMS, 5-GAME SERIES:

20 – 2002 (PHX 7 vs. SJS 13)

GOALS, BOTH TEAMS, 6-GAME SERIES:

29 – 2012 (PHX 17 vs. CHI 12)

GOALS, BOTH TEAMS, 7-GAME SERIES:

34 – 1997 (PHX 17 vs. ANA 17)

PENALTY MINUTES:

41 – 2011 (vs. DET)



MOST GOALS

7 – (WPG 7 at EDM 5) – Apr. 4, 1990;
(PHX 7 at DET 4) – Apr. 24, 1998

GOALS, BOTH TEAMS

12 – (WPG 7 at EDM 5) – Apr. 4, 1990

GOALS AGAINST

9 – (WPG 2 at EDM 9) – Apr. 4, 1984

POWER-PLAY GOALS

4 – vs. STL, Apr. 8, 1982

POWER-PLAY GOALS AGAINST

4 – at EDM, Apr. 12, 1988; vs. DET, Apr. 23, 1996;
and vs. DET, May 3, 1998

SHORTHANDED GOALS

2 – at CGY, Apr. 14, 1985; vs. EDM, Apr. 9, 1988;
and at DET, Apr. 24, 1998

SHOTS

41 – at STL, Apr. 11, 1982; vs. LAK, May 22, 2012

SHOTS AGAINST

54 – at EDM, Apr. 5, 1984

PENALTY MINUTES

71 – vs. EDM, Apr. 9, 1988

PENALTY MINUTES, BOTH TEAMS

150 – (WPG 71 vs. EDM 79) – Apr. 9, 1988

LONGEST OVERTIME

21 minutes, 8 seconds – vs. EDM, Apr. 10, 1990.
(Dave Ellett scored at
1:08 of 2nd overtime)

SHORTEST OVERTIME

25 seconds – at EDM, Apr. 5, 1984. (Randy Gregg
scored at 0:25 of 1st overtime)

FEWEST SHOTS

13 – vs. DET, Apr. 28, 1996

SHOTS AGAINST

16 – vs. EDM, Apr. 8, 1990

TEAM PLAYOFF RECORDS: PERIOD

MOST GOALS

4 – (WPG 6 vs CGY 1) – Apr. 16, 1987, 1st period
(WPG 5 at CGY 3) – Apr. 14, 1985, 2nd period
(WPG 5 vs. STL 2) – Apr. 8, 1982, 2nd period
and (PHX 7 at DET 4) – Apr. 24, 1998, 2nd
period

GOALS AGAINST

6 – (WPG 4 at EDM 7) – Apr. 6, 1988, 3rd period

POWER-PLAY GOALS

3 – (WPG 5 vs. STL 2) -- Apr. 8, 1982, 2nd period

POWER-PLAY GOALS AGAINST

3 – (WPG 1 vs. DET 6) – Apr. 23, 1996, 2nd period
and (PHX 2 vs. DET 5) – May 3, 1998, 2nd
period

SHOTS

20 – (WPG 4 vs CGY 3) -- Apr. 12, 1987, 2nd period
and (PHX 3 vs. DET 2) -- Apr. 14, 2010, 3rd
period

SHOTS AGAINST

20 – (WPG 4 at EDM 5) – Apr. 5, 1984, 3rd period
(WPG 3 at DET 1) – Apr. 26, 1996, 3rd period
(PHX 3 vs. LAK 4) – May 22, 2012, 2nd period

PENALTY MINUTES

59 – (WPG 2 at STL 8) – Apr. 11, 1982, 2nd period

PENALTY MINUTES, BOTH TEAMS

110 – (WPG 59 at STL 51) – Apr. 11, 1982, 2nd
period

FEWEST SHOTS

1 – vs. NSH, Apr. 27, 2012, 3rd period

SHOTS AGAINST

4 – at St. Louis, Apr. 10, 1982, 3rd period
– vs. Anaheim, Apr. 22, 1997, 1st period
– vs. Detroit, Apr. 30, 1998, 3rd period
– at Colorado, Apr. 21, 2000, 1st period
– at San Jose, Apr. 26, 2002, 3rd period
– vs. Detroit, Apr. 23, 2010, 2nd period

FASTEST FOUR GOALS

9 minutes, 12 seconds – at Detroit, Apr. 24, 1998.
2nd period. Scorers: Rick
Tocchet, 4:39; Jeremy
Roenick, 7:13; Roenick,
13:24 and Keith Tkachuk,
13:51

THREE GOALS

4 minutes, 45 seconds – at St. Louis, Apr. 25,
1999, 1st period. Scorers:
Dallas Drake, 3:46; Keith
Tkachuk, 7:19; Louie
DeBrusk, 8:31

THREE GOALS, BOTH TEAMS

27 seconds – at Detroit, Apr. 24, 1998, 2nd period.
Scorers: Jeremy Roenick, Phoenix,
13:24; Mathieu Dandenault, Detroit,
13:32; Keith Tkachuk, Phoenix, 13:51

TWO GOALS

16 seconds – vs. Calgary, Apr. 11, 1985, 2nd period.
Scorers: Dale Hawerchuk, 0:47;
Doug Smail, 1:03

TWO GOALS, BOTH TEAMS

8 seconds – at Detroit, Apr. 24, 1998, 2nd period.
Scorers: Jeremy Roenick, Phoenix,
13:24; Mathieu Dandenault, Detroit,
13:32

**MOST YEARS**

10 – Thomas Steen, 1982 - 1988, 1990, 1992, 1993

CONSECUTIVE YEARS7 – Dale Hawerchuk, 1982 - 1988; Thomas Steen, 1982 - 1988;
Doug Smail, 1982 - 1988**GAMES**

56 – Thomas Steen

GOALS

19 – Keith Tkachuk

ASSISTS

33 – Dale Hawerchuk

POINTS

49 – Dale Hawerchuk

OVERTIME GOALS

2 – Mikkel Boedker

THREE-OR-MORE GOAL GAMES

1 – Teemu Selanne, at Vancouver, Apr. 27, 1993

PENALTY MINUTES

100 – Keith Tkachuk

GAMES BY A GOALTENDER

24 – Nikolai Khabibulin

MINUTES BY A GOALTENDER

1,419 – Nikolai Khabibulin

INDIVIDUAL PLAYOFF RECORDS: SINGLE YEAR

MOST POINTS13 – Dale Hawerchuk, 1987,
5 goals, 8 assists in 10 games**POINTS, DEFENSEMAN**9 – Dave Babych, 1985, 2 goals and 7 assists in 8
games
Keith Yandle, 2012, 1 goal and 8 assists
in 16 games**POINTS, ROOKIE**8 – Dale Hawerchuk, 1982,
1 goal and 7 assists in 4 games**GOALS**6 – Keith Tkachuk, 1997, 7 games
Rick Tocchet, 1998, 6 games**GOALS, DEFENSEMAN**

3 – Teppo Numminen, 1997, 7 games

GOALS, ROOKIE4 – Teemu Selanne, 1993, 6 games
Keith Tkachuk, 1993, 6 games**GAME-WINNING GOALS**2 – Gilles Hamel, 1987, 8 games
Teemu Selanne, 1993, 6 games
Jeremy Roenick, 1998, 6 games
Shane Doan, 1999, 7 games
Shane Doan, 2012, 16 games
Mikkel Boedker, 2012, 16 games
Martin Hanzal, 2012, 12 games**OVERTIME GOALS**

2 – Mikkel Boedker, 2012, 16 games

POWER-PLAY GOALS3 – Dale Hawerchuk, 1987, 10 games
Rick Tocchet, 1998, 6 games
Antoine Vermette, 2012, 16 games**SHORTHANDED GOALS**2 – Bengt Lundholm, 1985, 5 games
Jeremy Roenick, 1998, 6 games**THREE-OR-MORE GOAL GAMES**

1 – Teemu Selanne, 1993, 6 games

ASSISTS8 – Dale Hawerchuk, 1987, 10 games
Dave Ellett, 1987, 10 games
Keith Yandle, 2012, 16 games**ASSISTS, DEFENSEMAN**8 – Dave Ellett, 1987, 10 games
Keith Yandle, 2012, 16 games**MINUTES PLAYED**

1027 – Mike Smith, 2012, 16 games

WINS

9 – Mike Smith, 2012, 16 games

CONSECUTIVE WINS3 – Nikolai Khabibulin, 1997 CQF, vs Anaheim
Nikolai Khabibulin, 1999 CQF, vs St. Louis
Mike Smith, 2012 CQF/CSF**LONGEST CONSECUTIVE GOAL-SCORING STREAK**5 games – Rick Tocchet, vs Detroit,
Apr. 22-Apr. 30, 1998, 6 goals**LONGEST CONSECUTIVE POINT-SCORING STREAK**6 games – Rick Tocchet, vs Detroit, Apr. 22-May 3,
1998, 6 goals, 2 assists, 8 points



MOST POINTS

10 – Dale Hawerchuk, 1987 DSF, vs.. Calgary.
5 goals, 5 assists in 6 games

GOALS

6 – Keith Tkachuk, 1997 CQF, vs. Anaheim, 7 games
Rick Tocchet, 1998 CQF, vs. Detroit, 6 games

ASSISTS

7 – Dale Hawerchuk, 1982 DSF, vs. St. Louis, 4 games
Phil Housley, 1993 DSF, vs. Vancouver, 6 games
Cliff Ronning, 1997 CQF, vs. Anaheim, 7 games
Oleg Tverdovs.ky, 1998 CQF, vs. Detroit, 6 games

GAME-WINNING GOALS

2 – Gilles Hamel, 1987 DSF, vs. Calgary, 4 games
Teemu Selanne, 1993 DSF, vs. Vancouver, 6 games
Jeremy Roenick, 1998 CQF, vs. Detroit, 6 games
Shane Doan, 1999 CQF, vs. St. Louis, 7 games
Mikkel Boedker, 2012 CQF, vs. Chicago, 6 games

OVERTIME GOALS

2 – Mikkel Boedker, 2012 CQF, vs. Chicago (6 games)

POWER PLAY GOALS

3 – Dale Hawerchuk, 1987 DSF, vs. Calgary, 6 games
Rick Tocchet, 1998 CQF, vs. Detroit, 6 games
Antoine Vermette, 2012 CQF, vs. Chicago, 6 games

SHORTHANDED GOALS

2 – Bengt Lundholm, 1985 DF, vs. Edmonton, 4 games
Jeremy Roenick, 1998 CQF, vs. Detroit, 6 games

THREE-OR-MORE GOAL GAMES

1 – Teemu Selanne, 1993 DSF, vs. Vancouver, 6 games

PENALTY MINUTES

39 – Igor Ulanov, 1992 DSF, vs. Vancouver, 7 games

GOALS, ROOKIE

4 – Teemu Selanne, 1993 DSF, vs. Vancouver, 6 games
Keith Tkachuk, 1993 DSF, vs. Vancouver, 6 games

ASSISTS, ROOKIE

7 – Dale Hawerchuk, 1982 DSF, vs. St. Louis, 4 games

POINTS, ROOKIE

8 – Dale Hawerchuk, 1982 DSF, vs. St. Louis, 4 games

LONGEST

CONSECUTIVE POINT-SCORING STREAK

6 games – Rick Tocchet, CQF vs. Detroit, Apr. 22-May 3, 1998, 6 goals, 2 assists, 8 points

CONSECUTIVE GOAL-SCORING STREAK

5 games – Rick Tocchet, CQF vs. Detroit, Apr. 22-Apr. 30, 1998, 6 goals

CONSECUTIVE ASSIST-SCORING STREAK

4 games – Dale Hawerchuk, DSF vs. St. Louis, Apr. 7-Apr. 11, 1982, 7 assists

INDIVIDUAL PLAYOFF RECORDS: GAME

MOST POINTS

4 – Dale Hawerchuk, vs. St. Louis, Apr. 8, 1982, 0 goals, 4 assists
Jeremy Roenick, at Detroit, Apr. 24, 1998, 2 goals, 2 assists

GOALS

3 – Teemu Selanne, vs. Vancouver, Apr. 23, 1993

POWER PLAY GOALS

2 – Paul MacLean, vs. St. Louis, Apr. 8, 1982
Moe Mantha, at Edmonton, Apr. 7, 1983
Teemu Selanne, vs. Vancouver, Apr. 23, 1993
Shane Doan, at Detroit, Apr. 16, 2011
Antoine Vermette, vs. Chicago, Apr. 14, 2012

ASSISTS

4 – Dale Hawerchuk, vs. St. Louis, Apr. 8, 1982

PENALTY MINUTES

25 – Dave Babych, at St. Louis, Apr. 11, 1982
Igor Ulanov, vs. Vancouver, Apr. 22, 1992

SHOTS

9 – Ray Whitney, at Chicago, Apr. 17, 2012

SHOTS FACED BY A GOALTENDER

54 – Marc Behrend, at Edmonton, Apr. 5, 1984

GOALS AGAINST BY A GOALTENDER

8 – Ed Staniowski, at St. Louis, Apr. 11, 1982
Rick Tabaracci, vs. Vancouver, Apr. 28, 1992

INDIVIDUAL PLAYOFF RECORDS: PERIOD

MOST POINTS:

3 – Dale Hawerchuk, vs. St. Louis, Apr. 8, 1982, 2nd period, 0 goals, 3 assists;
Phil Housley, vs. Vancouver, Apr. 23, 1993, 1st period, 0 goals, 3 assists;
Jeremy Roenick, at Detroit, Apr. 24, 1998, 2nd period, 2 goals, 1 assist;
Oleg Tverdovs.ky, vs. Detroit, Apr. 26, 1998, 3rd period, 0 goals, 3 assists

GOALS:

2 – Paul MacLean, at Calgary, Apr. 9, 1987, 2nd period
Dale Hawerchuk, at Edmonton, Apr. 12, 1988, 2nd period
Teemu Selanne, vs. Vancouver, Apr. 23, 1993, 1st period
Darrin Shannon, vs. Anaheim, Apr. 20, 1997, 1st period
Jeremy Roenick, at Detroit, Apr. 24, 1998, 2nd period
Shane Doan, at Detroit, Apr. 16, 2011, 3rd period

POWER-PLAY GOALS:

2 – Teemu Selanne, vs. Vancouver, Apr. 23, 1993, 1st period
Shane Doan, at Detroit, Apr. 16, 2011, 3rd period

ASSISTS:

3 – Dale Hawerchuk, vs. St. Louis, Apr. 8, 1982, 2nd period
Phil Housley, vs. Vancouver, Apr. 23, 1993, 1st period
Oleg Tverdovs.ky, vs. Detroit, Apr. 26, 1998, 3rd period

PENALTY MINUTES:

25 – Igor Ulanov, vs. Vancouver, Apr. 22, 1992, 2nd period

SHOTS FACED BY A GOALTENDER:

22 – Ilya Bryzgalov, vs. Detroit, Apr. 27, 2010, 2nd period

GOALS AGAINST BY A GOALTENDER:

6 – Daniel Berthiaume, at Edmonton, Apr. 6, 1988, 3rd period

FASTEST GOAL FROM START OF A GAME:

29 seconds – Sami Lepisto, at Detroit, Apr. 18, 2010

**FIRST GAME**

Home: vs. St. Louis, Apr. 7, 1982
Road: at St. Louis, Apr. 10, 1982

FIRST WIN

Home: vs. St. Louis (5-2), Apr. 8, 1982
Road: at Calgary (5-3), Apr. 14, 1985

FIRST LOSS

Home: vs. St. Louis (4-3), Apr. 7, 1982
Road: at St. Louis (6-3), Apr. 10, 1982

FIRST GOAL

Home: Willy Lindstrom (1:20 of 1st period) vs. St. Louis, Apr. 7, 1982
Road: Bengt Lundholm (1:39 of 1st period) at St. Louis, Apr. 10, 1982

FIRST ASSISTS

Home: Thomas Steen (1:20 of 1st period) vs. St. Louis, Apr. 7, 1982
Road: Thomas Steen, Willy Lindstrom (1:39 of 1st period) at St. Louis, Apr. 10, 1982

FIRST POWER-PLAY GOAL

Home: Paul MacLean (15:35 of 1st period) vs. St. Louis, Apr. 8, 1982
Road: Norm Dupont (6:36 of 3rd period) at St. Louis, Apr. 11, 1982

FIRST SHORTHANDED GOAL

Home: Doug Smail (3:53 of 2nd period) vs. Edmonton, Apr. 25, 1987
Home: Moe Mantha (4:53 of 2nd period) vs. Edmonton, Apr. 5, 1983

FIRST GAME WINNING GOAL

Home: Paul MacLean (10:07 of 2nd period) vs. St. Louis, Apr. 8, 1982
Road: Ron Wilson (8:09 of 2nd period) at Calgary, Apr. 14, 1985

FIRST GOAL ALLOWED

Home: Perry Turnbull (against Ed Staniowski at 19:51 of 1st period) vs. St. Louis, Apr. 7, 1982
Road: Brian Sutter (against Doug Soetaert at 7:36 of 1st period) at St. Louis, Apr. 10, 1982

FIRST POWER-PLAY GOAL ALLOWED

Home: Guy Lapointe (18:02 of 3rd period) vs. St. Louis, Apr. 7, 1982
Road: Perry Turnbull (5:36 of 1st period) at St. Louis, Apr. 11, 1982

FIRST SHORTHANDED GOAL ALLOWED

Home: Steve Konroyd (14:38 of 2nd period) vs. Calgary, Apr. 10, 1985
Road: Wayne Gretzky (15:58 of 1st period) at Edmonton, Apr. 6, 1983

FIRST WIN BY A GOALTENDER

Home: Doug Soetaert vs. St. Louis (5-2), Apr. 8, 1982
Road: Marc Behrend vs. Calgary (5-3), Apr. 10, 1985

FIRST LOSS BY A GOALTENDER

Home: Ed Staniowski vs. St. Louis (4-3), Apr. 7, 1982
Road: Doug Soetaert vs. St. Louis (6-3), Apr. 10, 1982

FIRST SHUTOUT FOR

Home: Nikolai Khabibulin (32 saves) vs. Anaheim (2-0), Apr. 22, 1997
Road: Mike Smith (25 saves) at Nashville (1-0), May 4, 2012

FIRST SHUTOUT AGAINST

Home: Grant Fuhr (35 saves) vs. St. Louis (1-0, OT), May 4, 1999
Road: Rejean Lemelin (33 saves) vs. Calgary (4-0), Apr. 13, 1985

FIRST 2-GOAL GAME

Home: Willy Lindstrom vs. St. Louis, Apr. 7, 1982
Road: Moe Mantha at Edmonton, Apr. 7, 1983

FIRST HAT TRICK

Home: Teemu Selanne vs. Vancouver, Apr. 23, 1993
Road: None

FIRST PENALTY SHOT

Home: None
Road: Mike Johnson at San Jose (against Evgeni Nabokov at 19:45 of 2nd period), Apr. 26, 2002 (scored)

FIRST MINOR PENALTY

Home: Morris Lukowich, high sticking (4:14 of 1st period) vs. St. Louis, Apr. 7, 1982
Road: Perry Turnbull, elbowing (2:14 of 1st period) at St. Louis, Apr. 10, 1982

FIRST MAJOR PENALTY

Home: Jimmy Mann, fighting (12:41 of 2nd period) vs. St. Louis, Apr. 7, 1982
Road: Dave Babych, fighting (7:47 of 1st period) at St. Louis, Apr. 11, 1982

FIRST MISCONDUCT PENALTY

Home: Bryan Maxwell (12:19 of 2nd period) vs. Edmonton, Apr. 9, 1983
Road: Dave Babych (19:30 of 2nd period) vs. St. Louis, Apr. 11, 1982

**FIRST GAME**

Home: vs. Anaheim, Apr. 20, 1997
Road: at Anaheim, Apr. 16, 1997

FIRST WIN

Home: vs. Anaheim (4-1), Apr. 20, 1997
Road: at Anaheim (5-2), Apr. 24, 1997

FIRST LOSS

Home: vs. Anaheim (3-2 OT), Apr. 27, 1997
Road: at Anaheim (4-2), Apr. 16, 1997

FIRST GOAL

Home: Darrin Shannon (1:18 of 1st period) vs. Anaheim, Apr. 20, 1997
Road: Jeremy Roenick (3:27 of 2nd period) at Anaheim, Apr. 16, 1997

FIRST ASSISTS

Home: Cliff Ronning, Jeremy Roenick (1:18 of 1st period) vs. Anaheim, Apr. 20, 1997
Road: Cliff Ronning, Teppo Numminen (3:27 of 2nd period) at Anaheim, Apr. 16, 1997

FIRST POWER-PLAY GOAL

Home: Keith Tkachuk (17:44 of 3rd period) vs. Anaheim, Apr. 27, 1997
Road: Keith Tkachuk (16:48 of 2nd period) at Anaheim, Apr. 16, 1997

FIRST SHORTHANDED GOAL

Home: None
Road: Jeremy Roenick (7:13 of 2nd period) at Detroit, Apr. 24, 1998

FIRST GAME-WINNING GOAL

Home: Darrin Shannon (8:50 of 1st period) vs. Anaheim, Apr. 20, 1997
Road: Teppo Numminen (9:12 of 2nd period) at Anaheim, Apr. 24, 1997

FIRST GOAL ALLOWED

Home: Paul Kariya (18:49 of 1st period) vs. Anaheim, Apr. 20, 1997
Road: Teemu Selanne (8:57 of 1st period) at Anaheim, Apr. 16, 1997

FIRST POWER-PLAY GOAL ALLOWED

Home: Paul Kariya (18:49 of 1st period) vs. Anaheim, Apr. 20, 1997
Road: Teemu Selanne (8:57 of 1st period) at Anaheim, Apr. 16, 1997

FIRST SHORTHANDED GOAL ALLOWED

Home: Anze Kopitar (11:13 of the 1st period) vs. LAK, May 22, 2012
Road: None

FIRST WIN BY A GOALTENDER

Home: Nikolai Khabibulin vs. Anaheim (4-1), Apr. 20, 1997
Road: Nikolai Khabibulin at Anaheim (5-2), Apr. 24, 1997

FIRST LOSS BY A GOALTENDER

Home: Nikolai Khabibulin vs. Anaheim (3-2 OT), Apr. 27, 1997
Road: Nikolai Khabibulin at Anaheim (4-2), Apr. 16, 1997

FIRST SHUTOUT FOR

Home: Nikolai Khabibulin (32 saves) vs. Anaheim (2-0), Apr. 22, 1997
Road: Mike Smith (25 saves) at Nashville (1-0), May 4, 2012

FIRST SHUTOUT AGAINST

Home: Grant Fuhr (35 saves) vs. St. Louis (1-0 OT), May 4, 1999
Road: Guy Hebert (31 saves) at Anaheim (3-0), Apr. 29, 1997

FIRST 2-GOAL GAME

Home: Darrin Shannon vs. Anaheim, Apr. 20, 1997
Road: Keith Tkachuk at Anaheim, Apr. 24, 1997

FIRST HAT TRICK

Home: None
Road: None

FIRST PENALTY SHOT

Home: None
Road: Mike Johnson at San Jose (against Evgeni Nabokov at 19:45 of 2nd period), Apr. 26, 2002 (scored)

FIRST MINOR PENALTY

Home: Jim McKenzie, holding (2:30 of 1st period) vs. Anaheim, Apr. 20, 1997
Road: Shane Doan, interference (7:01 of 1st period) at Anaheim, Apr. 16, 1997

FIRST MAJOR PENALTY

Home: Jayson More, fighting (19:39 of 3rd period) vs. Anaheim, Apr. 20, 1997
Road: Kris King, fighting (6:57 of 3rd period) at Anaheim, Apr. 18, 1997

FIRST MISCONDUCT PENALTY

Home: Kris King, Mike Stapleton (19:39 of 3rd period) vs. Anaheim, Apr. 20, 1997
Road: Cliff Ronning (19:53 of 3rd period) at Anaheim, Apr. 18, 1997



TM

GIL A P R

FOX
SPORTS

NHL



NATIONAL HOCKEY LEAGUE

New York

1185 Avenue of the Americas
New York, NY 10036
O: 212-789-2000
F: 212-789-2020

Montréal,

1800 McGill College Avenue, Suite 2600
Montréal, Québec, H3A 3J6
O: 514-841-9220
F: 514-841-1070

Toronto

50 Bay Street, 11th Floor
Toronto, Ontario, M5J 2X8
O: 416-359-7900
F: 416-981-2779

EXECUTIVES



Gary B. Bettman
Commissioner



William Daly
Deputy Commissioner



John Collins
Chief Operating Officer



Colin Campbell
Senior Executive
Vice President of
Hockey Operations

HOCKEY OPERATIONS

Senior Vice President of Hockey Operations Mike Murphy
Senior Vice President of Hockey Operations Kris King

**September 2015**

- 2-4 NHL/NHLPA Rookie Orientation Program (Leesburg, Va.)
- 7-9 NHL/NHLPA Player Media Tour (Toronto, Ont.)
- 9 NHL PR Directors Meeting (Toronto, Ont.)
- 9-10 NHL Broadcast Meetings (Toronto, Ont.)
- 12-14 NHL Officials Training Camp (Buffalo, N.Y.)
- 10 Rookie camps open
- 17 Training camps open
- 20 Preseason schedule begins
- 21 NHL Alumni Awards Gala Dinner – Honorees: Mark Messier, Gerry Sillers and Pete Tucker (Toronto, Ont.)
- 21 2015 Kraft Hockeyville™ Canada: San Jose Sharks vs. Vancouver Canucks (North Saanich, B.C.)
- 24 CCM/USA Hockey All-American Prospects Game (First Niagara Center, Buffalo, N.Y.)
- 29 2015 Kraft Hockeyville™ USA: Tampa Bay Lightning vs. Pittsburgh Penguins (Johnstown, Pa.)
- 29 NHL Board of Governors Meeting (New York, N.Y.)

October 2015

- 6 Opening day playing rosters set (5:00 p.m. ET)
- 7 Opening night: 2015-16 NHL Regular Season begins
- 7 2015 Molson Canadian NHL Face-Off™
- 7 Blackhawks raise Stanley Cup banner: New York Rangers at Chicago Blackhawks
- 9 New York Islanders play first NHL game at Barclays Center vs. Chicago Blackhawks (Brooklyn, N.Y.)
- 19 – Nov. 13 Hockey Fights Cancer Awareness campaign

November 2015

- 6 Hockey Hall of Fame Game: Detroit Red Wings at Toronto Maple Leafs (Air Canada Centre, Toronto, Ont.)
- 9 Hockey Hall of Fame induction ceremony (Toronto, Ont.)
Inductees: Sergei Fedorov, Phil Housley, Nicklas Lidstrom, Chris Pronger, Angela Ruggiero (Player category); Bill Hay, Peter Karmanos Jr. (Builder category); Media honorees: Bob McKenzie, Nick Nickson.
- 10 NHL General Managers' Meeting (Toronto, Ont.)
- 26 NHL Founders Day (1917)
- 27 2015 Discover NHL Thanksgiving Showdown™: New York Rangers at Boston Bruins (1:00 p.m. ET)

December 2015

- 1 Signing deadline for Group 2 free agents (5:00 p.m. ET)
- 7-8 NHL Board of Governors Meeting (Pebble Beach, Calif.)
- 17 U.S. Hockey Hall of Fame induction (Inductees: Ron DeGregorio, Chris Drury, Angela Ruggiero, Mathieu Schneider) & Celebration of Lester Patrick (Recipients: Bob Crocker, Jeremy Jacobs) (Boston, Mass.).
- 9-27 Holiday roster freeze in effect: For all players on an NHL active roster, injured reserve, or with non-roster and injured non-roster status as of midnight (local time) Dec. 19, a roster freeze shall apply through midnight (local time) Dec. 27, with respect to waivers, trades and loans, subject to the exceptions provided for in CBA Article 16.5 (d).
- 23-25 Holiday break (no scheduled practices – dressing rooms closed)
- 26 – Jan. 5 IIHF World Junior Championship (Helsinki, Finland)

January 2016

- 1 2016 Bridgestone NHL Winter Classic®: Montreal Canadiens vs. Boston Bruins (Gillette Stadium, Foxborough, Mass.)
- 12 USHL/NHL Top Prospects Game (Omaha, Nebr.)
- Week of 18th NHL Central Scouting Mid-Season Rankings release
- 28 CHL/NHL Top Prospects Game (Pacific Coliseum, Vancouver, B.C.)
- 28 – Feb. 1 NHL All-Star Break (no games played)
- 28-31 No scheduled practices – dressing rooms closed
- 30 NHL All-Star Skills Competition™ (Bridgestone Arena, Nashville, Tenn.)
- 31 2016 NHL All-Star Game (Bridgestone Arena, Nashville, Tenn.)
- 31 – Feb. 1 AHL All-Star Classic (Syracuse, N.Y.)

February 2016

- 1 Hockey is for Everyone Month begins
- 2 NHL Regular Season resumes
- 5-6 ECHL Hockey Heritage Weekend (host: Kalamazoo, Mich.)
- 6 16th Annual Scotiabank Hockey Day in Canada (host: Kamloops, B.C.)
- 21 2016 Coors Light NHL Stadium Series™: Chicago Blackhawks vs. Minnesota Wild (TCF Bank Stadium, Minneapolis, Min.)
- 19-21 9th Annual Hockey Weekend Across America presented by CCM (USA Hockey)
- 27 2016 Coors Light NHL Stadium Series™: Detroit Red Wings vs. Colorado Avalanche (Coors Field, Denver, Colo.)
- 29 Trade deadline (3:00 p.m. ET)

March 2016

- 1 Deadline for each national association to announce at least 16 members of its 2016 World Cup of Hockey roster
- 14-16 NHL General Managers' Meeting (Boca Raton, Fla.)

April 2016

- 7-9 NCAA Frozen Four (Amalie Arena, Tampa Bay, Fla.)
- 9 Last day of regular season (all teams in action)
- Week of 11th NHL Central Scouting Final Rankings release
- 13 Stanley Cup Playoffs begin
- 14-24 IIHF Under-18 World Championship (Grand Forks, N.D.)
- 29-May 15 IIHF World Championship (Moscow and St. Petersburg, Russia)
- TBA NHL Draft Lottery

May 2016

- 19-29 CHL Memorial Cup (Red Deer, Alta.)
- 29-June 4 NHL Scouting Combine (Buffalo, N.Y.)

June 2016

- 1 Deadline for each national association to announce balance of its team's roster (20 skaters and three goalies total) for 2016 World Cup of Hockey
- 18 Last possible day for 2016 Stanley Cup Final
- TBA Deadline for first club-elected salary arbitration (later of June 15 or 48 hours after the conclusion of the Stanley Cup Final, 5:00 p.m. ET)
- TBA NHL Awards
- 24-25 NHL Draft (First Niagara Center, Buffalo, N.Y.)

July 2016

- 1 Free agency begins (12:00 p.m. ET)
- 5 Deadline for player-elected salary arbitration notification (5:00 p.m. ET)
- 6 Deadline for club-elected salary arbitration notification (5:00 p.m. ET)
- 20–Aug. 4 Salary arbitration hearings held

August 2016

- 6 Deadline for salary arbitration decisions to be rendered



SEASON	WINNING TEAM
2014-15	Chicago Blackhawks
2013-14	Los Angeles Kings
2012-13	Chicago Blackhawks
2011-12	Los Angeles Kings
2010-11	Boston Bruins
2009-10	Chicago Blackhawks
2008-09	Pittsburgh Penguins
2007-08	Detroit Red Wings
2006-07	Anaheim Ducks
2005-06	Carolina Hurricanes
2003-04	Tampa Bay Lightning
2002-03	New Jersey Devils
2001-02	Detroit Red Wings
2000-01	Colorado Avalanche
1999-00	New Jersey Devils
1998-99	Dallas Stars
1997-98	Detroit Red Wings
1996-97	Detroit Red Wings
1995-96	Colorado Avalanche
1994-95	New Jersey Devils
1993-94	New York Rangers
1992-93	Montreal Canadiens
1991-92	Pittsburgh Penguins
1990-91	Pittsburgh Penguins
1989-90	Edmonton Oilers
1988-89	Calgary Flames
1987-88	Edmonton Oilers
1986-87	Edmonton Oilers
1985-86	Montreal Canadiens
1984-85	Edmonton Oilers
1983-84	Edmonton Oilers
1982-83	New York Islanders
1981-82	New York Islanders
1980-81	New York Islanders
1979-80	New York Islanders
1978-79	Montreal Canadiens
1977-78	Montreal Canadiens
1976-77	Montreal Canadiens
1975-76	Montreal Canadiens
1974-75	Philadelphia Flyers
1973-74	Philadelphia Flyers
1972-73	Montreal Canadiens
1971-72	Boston Bruins
1970-71	Montreal Canadiens
1969-70	Boston Bruins
1968-69	Montreal Canadiens
1967-68	Montreal Canadiens
1966-67	Toronto Maple Leafs
1965-66	Montreal Canadiens

SEASON	WINNING TEAM
1964-65	Montreal Canadiens
1963-64	Toronto Maple Leafs
1962-63	Toronto Maple Leafs
1961-62	Toronto Maple Leafs
1960-61	Chicago Blackhawks
1959-60	Montreal Canadiens
1958-59	Montreal Canadiens
1957-58	Montreal Canadiens
1956-57	Montreal Canadiens
1955-56	Montreal Canadiens
1954-55	Detroit Red Wings
1953-54	Detroit Red Wings
1952-53	Montreal Canadiens
1951-52	Detroit Red Wings
1950-51	Toronto Maple Leafs
1949-50	Detroit Red Wings
1948-49	Toronto Maple Leafs
1947-48	Toronto Maple Leafs
1946-47	Toronto Maple Leafs
1945-46	Montreal Canadiens
1944-45	Toronto Maple Leafs
1943-44	Montreal Canadiens
1942-43	Detroit Red Wings
1941-42	Toronto Maple Leafs
1940-41	Boston Bruins
1939-40	New York Rangers
1938-39	Boston Bruins
1937-38	Chicago Blackhawks
1936-37	Detroit Red Wings
1935-36	Detroit Red Wings
1934-35	Montreal Maroons
1933-34	Chicago Blackhawks
1932-33	New York Rangers
1931-32	Toronto Maple Leafs
1930-31	Montreal Canadiens
1929-30	Montreal Canadiens
1928-29	Boston Bruins
1927-28	New York Rangers
1926-27	Ottawa Senators
1925-26	Montreal Maroons
1924-25	Victoria Cougars
1923-24	Montreal Canadiens
1922-23	Ottawa Senators
1921-22	Toronto St. Pats
1920-21	Ottawa Senators
1919-20	Ottawa Senators
*1918-19	No Decision
1917-18	Toronto Arenas

* The 1919 Final between the Seattle Metropolitans and Montreal Canadiens was cancelled due to an influenza epidemic.

**PACIFIC DIVISION****ANAHEIM DUCKS**

Honda Center
2695 Katella Ave.
Anaheim, CA 92806
(714) 940-2900
G.M.: Bob Murray
Coach: Bruce Boudreau

ARIZONA COYOTES

Gila River Arena
9400 W. Maryland Avenue
Glendale, AZ 85305
(623) 772-3200
G.M.: Don Maloney
Coach: Dave Tippett

CALGARY FLAMES

Scotiabank Saddledome
555 Saddledome Rise SE
Calgary, AB T2P 3B9
(403) 777-4636
G.M.: Brad Treliving
Coach: Bob Hartley

EDMONTON OILERS

11230 - 110 Street
Edmonton, AB T5G 3H7
(780) 414-4625
G.M.: Peter Chiarelli
Coach: Todd McLellan

LOS ANGELES KINGS

Toyota Sports Center
555 N. Nash St.
El Segundo, CA 90245
(310) 535-4500
G.M.: Dean Lombardi
Coach: Darryl Sutter

SAN JOSE SHARKS

SAP Center at San Jose
525 West Santa Clara St.
San Jose, CA 95113
(408) 287-7070
G.M.: Doug Wilson
Coach: Pete DeBoer

VANCOUVER CANUCKS

Rogers Center
800 Griffiths Way
Vancouver, BC V6B 6G1
(604) 899-4600
G.M.: Jim Benning
Coach: Willie Desjardins

CENTRAL DIVISION**CHICAGO BLACKHAWKS**

United Center
1901 W. Madison St.
Chicago, IL 60612
(312) 455-7000
G.M.: Stan Bowman
Coach: Joel Quenneville

COLORADO AVALANCHE

Pepsi Center
1000 Chopper Circle
Denver, CO 80204
(303) 405-1100
G.M.: Joe Sakic
Coach: Patrick Roy

DALLAS STARS

Dr. Pepper StarCenter
2601 Avenue of the Stars
Frisco, TX 75034
(214) 387-5500
G.M.: Jim Nill
Coach: Lindy Ruff

MINNESOTA WILD

317 Washington St.
St. Paul, MN 55102
(651) 602-6000
G.M.: Chuck Fletcher
Coach: Mike Yeo

NASHVILLE PREDATORS

Bridgestone Arena
501 Broadway
Nashville, TN 37203
(615) 770-2300
G.M.: David Poile
Coach: Peter Laviolette

ST. LOUIS BLUES

Scottrade Center
1401 Clark Ave.
St. Louis, MO 63103
(314) 622-2500
G.M.: Doug Armstrong
Coach: Ken Hitchcock

WINNIPEG JETS

345 Graham Ave.
Winnipeg, MB R3C 5S6
(204) 987-7825
G.M.: Kevin Cheveldayoff
Coach: Paul Maurice



METROPOLITAN DIVISION

CAROLINA HURRICANES

PNC Arena
1400 Edwards Mill Rd.
Raleigh, NC 27607
(919) 467-7825
G.M.: Ron Francis
Coach: Bill Peters

COLUMBUS BLUE JACKETS

Nationwide Arena
200 W. Nationwide Blvd.
Columbus, OH 43215
(614) 246-4625
G.M.: Jarmo Kekalainen
Coach: Todd Richards

NEW JERSEY DEVILS

Prudential Center
25 Lafayette Street
Newark, NJ 07102
(973) 757-6100
G.M.: Ray Shero
Coach: John Hynes

NEW YORK ISLANDERS

1255 Hempstead Turnpike
Uniondale, NY 11553
(516) 501-6700
G.M.: Garth Snow
Coach: Jack Capuano

NEW YORK RANGERS

Madison Square Garden
Two Pennsylvania Plaza #14
New York, NY 10121
(212) 465-6486
G.M.: Jeff Gorton
Coach: Alain Vigneault

PHILADELPHIA FLYERS

Wells Fargo Center
3601 South Broad St.
Philadelphia, PA 19148
(215) 465-4500
G.M.: Ron Hextall
Coach: Craig Berube

PITTSBURGH PENGUINS

CONSOL Energy Center
1001 Fifth Avenue
Pittsburgh, PA 15219
(412) 642-1800
G.M.: Jim Rutherford
Coach: Mike Johnston

WASHINGTON CAPITALS

Kettler Capitals Iceplex
627 N. Glebe Rd., Suite 850
Arlington, VA 22203
(202) 266-2200
G.M.: Brian MacLellan
Coach: Barry Trotz

ATLANTIC DIVISION

BOSTON BRUINS

TD Garden
100 Legends Way
Boston, MA 02114
(617) 624-2327
G.M.: Don Sweeney
Coach: Claude Julien

BUFFALO SABRES

First Niagara Center
One Seymour H. Knox III Plaza
Buffalo, NY 14203
(716) 855-4100
G.M.: Tim Murray
Coach: Dan Bylsma

DETROIT RED WINGS

Joe Louis Arena
600 Civic Center Drive
Detroit, MI 48226
(313) 394-7000
G.M.: Ken Holland
Coach: Jeff Blashill

FLORIDA PANTHERS

BB&T Center
One Panther Parkway
Sunrise, FL 33323
(954) 835-7000
G.M.: Dale Tallon
Coach: Gerard Gallant

MONTREAL CANADIENS

Bell Centre
1909 Avenue des Canadiens-de-Montreal
Montreal, QC H4B 5G0 Canada
(514) 932-2582
G.M.: Marc Bergevin
Coach: Michel Therrien

OTTAWA SENATORS

Canadian Tire Center
1000 Palladium Drive
Ottawa, ON K2V 1A5
(613) 599-0250
G.M.: Bryan Murray
Coach: Dave Cameron

TAMPA BAY LIGHTNING

Amalie Arena
401 Channelside Drive
Tampa, FL 33602
(813) 301-6500
G.M.: Steve Yzerman
Coach: Jon Cooper

TORONTO MAPLE LEAFS

Air Canada Centre
40 Bay St.
Toronto, ON M5J 2X2
(416) 815-5400
G.M.: Lou Lamoriello
Coach: Mike Babcock



HART MEMORIAL TROPHY - An annual award "to the player adjudged to be the most valuable to his team." Winner selected in a poll by the Professional Hockey Writers' Association at the end of the regular season schedule.

2015 Winner: Carey Price, Montreal Canadiens

ART ROSS TROPHY - An annual award "to the player who leads the league in scoring points at the end of the regular season."

2015 Winner: Jamie Benn, Dallas Stars

MAURICE "ROCKET" RICHARD TROPHY - An annual award "to the player who leads the league in goals scored at the end of the regular season."

2015 Winner: Alex Ovechkin, Washington Capitals

CALDER MEMORIAL TROPHY - An annual award "to the player selected as the most proficient in his first year of competition in the National Hockey League." Winner selected in a poll by the Professional Hockey Writers' Association at the end of the regular season schedule.

2015 Winner: Aaron Ekblad, Florida Panthers

JAMES NORRIS MEMORIAL TROPHY - An annual award "to the defense player who demonstrates throughout the season the greatest all-around ability in the position." Winner selected in a poll by the Professional Hockey Writers' Association at the end of the regular season schedule.

2015 Winner: Erik Karlsson, Ottawa Senators

VEZINA TROPHY - An annual award "to the goalkeeper adjudged to be the best at his position, as voted by the general managers of each of the 30 clubs."

2015 Winner: Carey Price, Montreal Canadiens

LADY BYNG MEMORIAL TROPHY - An annual award "to the player adjudged to have exhibited the best type of sportsmanship and gentlemanly conduct combined with a high standard of playing ability." Winner selected in a poll by the Professional Hockey Writers' Association at the end of the regular season schedule.

2015 Winner: Jiri Hudler, Calgary Flames

FRANK J. SELKE TROPHY - An annual award "to the forward who best excels in the defensive aspects of the game." Winner selected in a poll by the Professional Hockey Writers' Association at the end of the regular season schedule.

2015 Winner: Patrice Bergeron, Boston Bruins

CONN SMYTHE TROPHY - An annual award "to the most valuable player for his team in the playoffs." Winner selected in a poll by the Professional Hockey Writers' Association at the conclusion of the final game of the Stanley Cup Finals.

2015 Winner: Duncan Keith, Chicago Blackhawks

WILLIAM M. JENNINGS TROPHY - An annual award "to the goalkeeper(s) having played a minimum of 25 games for the team with the fewest goals scored against it." Winners selected on regular season play.

2015 Winners: Corey Crawford, Chicago Blackhawks and Carey Price, Montreal Canadiens

JACK ADAMS AWARD - An annual award presented by the National Hockey League Broadcasters' Association "to the NHL coach adjudged to have contributed the most to his team's success." Winner selected by poll among members of the NHL Broadcasters' Association at the end of the regular season.

2015 Winner: Bob Hartley, Calgary Flames

BILL MASTERTON TROPHY - An annual award under the trusteeship of the Professional Hockey Writers' Association "to the National Hockey League player who best exemplifies the qualities of perseverance, sportsmanship, and dedication to hockey." Winner selected by poll among the 26 chapters of the PHWA at the end of the regular season.

2015 Winner: Devan Dubnyk, Minnesota Wild

LESTER PATRICK TROPHY - An annual award "for outstanding service to hockey in the United States." Eligible recipients are players, officials, coaches, executives, and referees. Winner selected by an award committee consisting of the Commissioner of the NHL, an NHL Governor, a representative of the New York Rangers, a member of the Hockey Hall of Fame Builder's section, a member of the Hockey Hall of Fame Player's section, a member of the U.S. Hockey Hall of Fame, a member of the NHL Broadcasters' Association, and a member of the Professional Hockey Writers' Association. Each (except the League President) is rotated annually.

2014-15 Winners: Jeremy Jacobs & Bob Crocker

TED LINDSAY AWARD - An annual award presented to the NHL's outstanding player as selected by the members of the National Hockey League Players' Association.

2015 Winner: Carey Price, Montreal Canadiens

KING CLANCY MEMORIAL TROPHY - An annual award "to the player who best exemplifies leadership qualities on and off the ice and has made a noteworthy humanitarian contribution in his community."

2015 Winner: Henrik Zetterberg, Detroit Red Wings

GENERAL MANAGER OF THE YEAR AWARD - An annual award in which voting is conducted among the 30 Club General Managers and a panel of NHL executives, print and broadcast media.

2015 Winner: Steve Yzerman, Tampa Bay Lightning

MARK MESSIER LEADERSHIP AWARD - An annual award "that recognizes an individual as a superior leader within their sport, and as a contributing member of society."

2015 Winner: Jonathan Toews, Chicago Blackhawks

PRESIDENTS' TROPHY - An annual award to the club finishing the regular season with the best overall record.

2015 Winner: New York Rangers



Backchecking	Forwards in the attacking zone skate back to their own end to protect their own net and prevent opponent's shots on goal.	Man Advantage	A team with one or more players on the ice than the opposing team.
Boarding	An excessively violent board check against an opponent.	Minor Penalty	A two-minute penalty called for a variety of infractions, including holding, interference, cross-checking, delay of game, and too many men on the ice.
Body Check	The legal use of the body (most often the hip or shoulder) to knock an opponent off the puck.	Misconduct Penalty	A ten-minute penalty called against an individual. Substitutes are permitted to immediately replace a player serving a misconduct penalty.
Breakaway	A clear scoring opportunity where no defensive player is between the puck carrier and the goaltender.	Neutral Zone	The area (neither offensive or defensive) between the two blue lines.
Breakout	Beginning an offensive rush by passing the puck out of the defensive zone up into the neutral ice zone.	One-Timer	A shot towards the goal in which the shooter receives a pass and shoots the puck without stopping it.
Butt-Ending	Use of the shaft end of the stick in a jabbing motion to hit an opponent.	Off-Side	Occurs when both skates of an attacking player cross the blue line into the attacking zone before the puck. Results in a face-off in the neutral zone.
Charging	Taking more than three skating strides prior to checking an opponent.	Penalty Killing	The act of preventing goals while playing shorthanded.
Cross-Checking	Hitting an opponent with both hands on the stick and no part of the stick on the ice.	Penalty Shot	A one-on-one breakaway situation awarded to an attacker when that attacker is fouled from behind and is denied a breakaway scoring opportunity, or when the goaltender deliberately displaces the goal post during the course of a breakaway, or when a defensive player falls on the puck in his own goal crease.
Delay of Game	When any player, while in his defending zone, shoots the puck directly (non-deflected) out of the playing surface, except where there is no glass, a penalty will be assessed for delaying the game. When the puck is shot into the players' bench, the penalty will not apply. When the puck is shot over the glass behind the players' bench, the penalty will be assessed.	Point	A position just inside the attacking blue line usually occupied by a defenseman when their team is in control of the puck inside the attack zone.
Diving	A minor penalty may be assessed for any player who "dives" or embellishes a fall or reaction to draw a penalty.	Poke Check	A defensive play in which the puck is removed from the possession of an attacker with the blade of the stick.
Drop Pass	A pass in which the player carrying the puck leaves it behind for a trailing teammate.	Power Play	Occurs when a team has a one or two man advantage over the opposition due to penalties.
Face-Off	The act of dropping the puck between opposing players to begin play.	Shootout	The shootout is used to decide tie games. The "breakaway" is the most exciting play in hockey, and the shootout gives each team the opportunity to use the breakaway in order to determine a winner. If the game remains tied following sudden-death overtime, then a shootout will occur. Three players from each team will participate in the shootout in the order the coach selects. The teams alternate shots. The team with the most goals after each team has taken three shots is declared the winner, unless the outcome is determined earlier in the shootout (example: if Team A is ahead 2-0 after each team has taken two shots). If the score remains tied, the shootout will proceed to a "sudden death" format until there is a winner.
Five-Hole	The area where a shooter would attempt to score between a goalie's pads.	Shorthanded	Occurs when the opposition team has a one or two man advantage due to penalties.
Freezing the puck	Pinning the puck against the boards with either the stick or the skates.	Slashing	Hitting an opposing player with the stick or swinging the stick at an opposing player.
Game Misconduct	A penalty that disqualifies a player for the remainder of the game.	Slot	The area directly in front of the goal crease (between the face-off circles) where many scoring opportunities take place.
Goal Crease	The blue semicircular area in front of each goal designed to protect goalies from interference by attacking players.	Spearing	Stabbing an opponent with the point of the stick blade while the stick is being carried in one or both hands.
Hat Trick	Three goals in a single game by a single player. If a player scores three consecutive goals in a game it is known as a "natural hat trick."	"Tag-Up" Rule	If while an offside is delayed, the linesman shall nullify the offside if all players of the offending team clear the zone by making skate contact with the blue line, permitting the attacking players to re-enter the zone or if the defending team passes or carries the puck into the neutral zone. Play will continue if offensive players who preceded the puck into the attacking zone return to the blue line and "tag" it.
Head Manning	A forward pass made to an attacking teammate farther up the ice.		
Icing	Shooting the puck from behind the red line (center ice) beyond the opponent's goal line. After an icing call, a face-off is held in the offender's zone. Icing is legal when a team is shorthanded, when the puck passes through the goal crease, if the goalie plays the puck, if a defensive player could have played the puck, or if an attacking player touches the puck first. A team that ices the puck will not be permitted to make any player substitutions prior to the ensuing face-off. The determination of players on-ice will be made when the puck leaves the offending player's stick.		
Interference	Illegal body contact with an opponent who is not in possession of the puck, or knocking an opponent's fallen stick out of his reach.		
Major Penalty	A five-minute penalty called for fighting or flagrant minor infractions, such as high-sticking, butt-ending, or elbowing.		



Assist	An assist is awarded to the player or players (maximum of two) who touched the puck prior to the goal, provided no defender plays or possesses the puck in between.	Power-Play Percentage	Total number of power-play goals divided by total number of power-play opportunities.
Coaches Record	A coach receives a "W" for a win in regulation, overtime or shootout; an "L" for a loss in regulation; or an "OT" for a loss in overtime or shootout.	Save Percentage	Subtract goals allowed (GA) from shots against (SA) to determine saves. Then divide saves by shots-against.
Game Played	A player receives credit for playing in a game if: i) he steps on the ice during time played or; ii) serves any penalty.	Shooting Percentage	Divide the number of goals scored by the number of shots taken.
Game-Winning Goal	After the final score has been determined, the goal which leaves the winning Club one goal ahead of its opponent is the game-winning goal (example: if Team A beats Team B 8-3, the player scoring the fourth goal for Team A receives credit for the game-winning goal).	Shorthand Goal	A goal scored by a Club while it is at a manpower disadvantage. The same cases apply for shorthand as for power-play goals, but in the opposite manner.
Goal	A goal is awarded to the last player on the scoring Club to touch the puck prior to the puck entering the net.	Shot on Goal	If a player shoots the puck with the intention of scoring and if that shot would have gone in the net had the goaltender not stopped it, the shot is recorded as a "shot on goal".
Goals-Against Average	Multiply goals allowed (GA) by 60 and divide by minutes played (MINS).	Shutout	If two goaltenders combine for a shutout, neither receives credit for the shutout. Instead it is recorded as a Club shutout.
Goaltender Record	A goaltender receives a "W" for a win in regulation, overtime or shootout; an "L" for a loss in regulation; or an "OT" for a loss in overtime or shootout.	Tenths of a Second	If a penalty or goal occurs in the last minute, the time is rounded off to the previous second (ex: if a penalty is called with 12.4 seconds left in a period, the time is indicated as 19:47 and not 19:48.)
Penalty-Killing Pct.	Subtract total number of power-play goals allowed from total number of shorthanded situations to get total number of power-plays killed. Divide the total number of power-plays killed by the total number of shorthanded situations.		
Plus-Minus	A player receives a "plus" if he is on the ice when his Club scores an even-strength or shorthand goal. He receives a "minus" if he is on the ice for an even-strength or shorthand goal scored by the opposing Club. The difference in these numbers is considered the player's plus-minus statistic.		
Power-Play Goal	<p>A goal scored by a Club while it has a manpower advantage due to an opponent's penalty. Following are some examples of what is and is not considered a power-play goal:</p> <ul style="list-style-type: none"> • if a Club has an advantage on a minor penalty starting at 2:02 of the period and it scores at 4:02, the goal is not a power-play goal. • if a Club scores on a delayed penalty, the goal is not a power-play goal. • if a Club has an advantage due to a five-minute major or match penalty, that Club is always credited with having one more advantage than the number of power-play goals it scores during that advantage, because the penalty does not expire. A new advantage begins after each power-play goal. For example, if Team A scores three goals during a major penalty, it is credited with four advantages. • if a Club is on a power-play for any length of time, it is considered to have had an advantage. • if a minor penalty is incurred by a Club on a power-play due to a major penalty, a new advantage is given to that Club when its minor penalty expires, provided the opponent's major penalty is still in effect. 		



REFEREES

NAME	NUMBER
*Brenk, Jake	42
Charron, Francis	6
*Chmielewski, Tom	43
Dwyer, Gord	19
Furlatt, Eric	27
*Hanson, Trevor	47
Hasenfratz, Mike	2
Hebert, Ghislain	22
Hebert, Jean	15
Jackson, Dave	8
Joannette, Marc	25
Kimmerly, Greg	18
Kowal, Tom	32
Kozari, Steve	40
L'Ecuyer, Frederick	17
LaRue, Dennis	14
Lee, Chris	28
Leggo, Mike	3
*Lemelin, Mark	41
*Lewis, Dave	46
Luxmore, Thomas John	21
Martell, Rob	26
McCauley, Wes	4
*McIsaac, Jon	45
Meier, Brad	34
Morton, Dean	36
*Nicholson, Kendrick	44
O'Halloran, Dan	13
O'Rourke, Dan	9
Peel, Tim	20
Pochmara, Brian	16
Pollock, Kevin	33
*Rank, Garrett	48
Rehman, Kyle	37
*Romasko, Evgeny	39
Rooney, Chris	5
Skilliter, Graham	24
St. Pierre, Justin	12
St-Laurent, Francois	38
Sutherland, Kelly	11
Walsh, Ian	29
Watson, Brad	23

LINESMEN

NAME	NUMBER
*Alphonso, Shandor	52
Amell, Derek	75
Barton, Steve	59
*Berg, Devin	87
Brisebois, David	96
Cameron, Lonnie	74
Cherrey, Scott	50
Cormier, Michel	76
Cvik, Mike	88
Devorski, Greg	54
Driscoll, Scott	68
Galloway, Ryan	82
*Gawryletz, Brandon	64
Gibbons, Ryan	58
Gibbs, Darren	66
*Grandt, John	98
Henderson, Don	91
Heyer, Shane	55
Kovachik, Brad	71
*Knorr, Trent	63
Lazarowich, Brad	86
Mach, Brian	78
MacPherson, Matt	83
McElman, Andy	90
Miller, Steve	89
Murchison, Kiel	79
Murphy, Brian	93
Murray, Jonny	95
Nansen, Derek	70
Nelson, Thor	80
Nowak, Tim	77
Pancich, Bryan	94
Racicot, Pierre	65
Rody, Vaughan	73
Sericolo, Anthony	84
Sharrers, Jay	57
Shewchyk, Mark	92
Wheler, Mark	56

* Minor league officials



Abduction: Movement of a joint away from the center of the body.

AC Joint (Acromioclavicular joint): Joint of the shoulder where acromion process of the shoulder blade and the distal end of the collarbone meet; most shoulder separations occur at this point.

Adduction: Movement of a joint toward the center of the body.

Adhesion: Abnormal adherence of collagen fibers to surrounding structures during immobilization following trauma or as a complication of surgery which restricts normal elasticity of the structures involved; or scar tissue which forms after trauma or surgery which can restrict normal motion.

Aerobic: Exercise in which energy needed is supplied by oxygen inspired and is required for sustained periods of vigorous exercise with a continually high pulse rate.

Anabolic Steroids: Steroids that promote tissue growth by creating protein in an attempt to enhance muscle growth. The main anabolic steroid is testosterone (male sex hormone).

Anaerobic: Exercise without the use of oxygen as an energy source; short bursts of vigorous exercise.

Anterior Cruciate Ligament (ACL): A primary stabilizing ligament within the center of the knee joint that prevents hyperextension and excessive rotation of the joint. A complete tear of the ACL necessitating reconstruction could require up to 12 months of rehabilitation.

Anti-Inflammatory: Any agent which prevents inflammation, such as aspirin or ibuprofen.

Arteriogram: A film demonstrating arteries after injection of a dye.

Arthrogram: X-ray technique for joints using air and/or dye injected into the affected area; useful in diagnosing meniscus tears of the knee and rotator cuff tears of the shoulder.

Arthroscope: An instrument used to visualize the interior of a joint cavity.

Arthroscopy: A surgical examination of the internal structures of a joint by means of observation through an arthroscope. An arthroscopic procedure can be used to remove or repair damaged tissue or as a diagnostic procedure in order to inspect the extent of any damage or confirm a diagnosis.

Atrophy: To shrivel or shrink from disuse; as in muscular atrophy.

Baker's Cyst: Localized swelling of a bursa sac in the back of the knee as a result of fluid that has escaped from the knee capsule. A Baker's cyst indicates that there is a trauma inside the knee joint that leads to excessive fluid production.

Bone Scan: An imaging procedure in which a radioactive-labeled substance is injected into the body to determine the status of a bone injury. If the radioactive substance is taken up by the bone at the injury site, the injury will show as a 'hot spot' on the scan image. The bone scan is particularly useful in the diagnosis of stress fractures.

Bursa: A fluid-filled sac located in areas where friction is likely to occur. The bursa sac minimizes the friction, for example, between a tendon and bone.

Cartilage: Smooth, slippery substance preventing two ends of bones from rubbing together and grating. Most joints use this to cover bones next to each other. A meniscus is made of cartilage.

CAT Scan (Computerized Tomography): Use of a computer to produce a cross-sectional view of the anatomical part being investigated from x-ray data.

Chondromalacia: Roughening of the articular cartilage. Best known for the roughening of the underside of the kneecap, which can occur in any kneecap injury.

Clavicle: Collarbone; the bone connecting the breastbone with the shoulder blade.

Closed Reduction: Re-alignment of a fracture or dislocation without surgery.

Coccyx: The 'tailbone,' a group of four vertebrae that are fused together to form a small triangular bone, located at the terminal end of the spine.

Concussion: Jarring injury of the brain resulting in dysfunction. It can be graded as mild, moderate or severe, depending on loss of consciousness, amnesia and loss of equilibrium.

Contusion: An injury to a muscle and tissues caused by a blow from a blunt object.

Corticosteroids: Used to suppress joint inflammation and inflammation in a bursa or near tendons.

Cryotherapy: A treatment with the use of cold.

Cyst: Abnormal sac containing liquid or semi-solid matter.

Degenerative Joint Disease: Changes in the joint surfaces as a result of repetitive trauma and 'wear and tear'.

Deltoid Ligament: Ligament that connects the tibia to bones of the medial aspect of the foot and is primarily responsible for stability of the ankle on the medial side. Is sprained less frequently than other ankle ligaments.

Deltoid Muscle: Muscles at the top of the arm, just below the shoulder, responsible for shoulder motions in the front, side and back.

Disc, Intervertebral: A flat, rounded plate between each vertebrae of the spine. The disc consists of a thick fiber ring which surrounds a soft gel-like interior. It functions as a cushion and shock absorber for the spinal column.

Dislocation: Complete displacement of joint surfaces.

Electromyogram (EMG): Test to determine nerve function.

Epicondylitis: Inflammation of tendons at the elbow due to overuse. Common in tennis players (outer part of elbow) and golfers (inner part of elbow)

Etiology: Study of the cause of injury and disease.

Extension: Action of straightening of a joint as achieved by an extensor muscle.

Fascia: A connective tissue sheath consisting of fibrous tissue and fat which unites the skin to the underlying tissue.

Fat Percentage: The amount of body weight that is adipose, fat tissue. Fat percentage can be calculated by underwater weighing, measuring select skinfold thickness or by analyzing electrical impedance.

Femur: Thighbone; longest bone in the body.

Fibula: Smaller of the two bones in the lower leg; runs from the knee to the ankle along the outside of the lower leg.

Flexibility: The ability of muscle to relax and yield to stretch forces.

Fracture: Breach in continuity of a bone. Types of fractures include simple, compound, comminuted, greenstick, incomplete, impacted, longitudinal, oblique, open, stress or transverse.

Glenohumeral: The shoulder girdle; consists of the glenoid capsule, head of the humerus and labrum.

Glenoid: Cavity of the scapula into which the head of the humerus fits to form the shoulder girdle.

Glenoid Labrum: A rim of fibrocartilaginous tissue attached around the margin of the glenoid fossa.

Grade One Injury: A mild injury in which ligament, tendon or other musculoskeletal tissue may have been stretched, but not torn or otherwise disrupted.

Grade Two Injury: A moderate injury in which musculoskeletal tissue has been partially, but not totally torn, causing appreciable limitation in function of the injured tissue.

Grade Three Injury: A severe injury in which tissue loss has been significant, and in many cases, totally torn or otherwise disrupted, causing a virtual loss of function.

Groin: Junction of the thigh and abdomen, location of muscles that rotate, flex and adduct the hip.

Hammer Toe: Condition when the first digit of a toe is at a different angle than the remaining digits of the same toe.

Hamstring: Category of muscle that runs from the buttocks to the knee along the back of the thigh. It functions to flex the knee and is often times injured as a result of improper conditioning or lack of muscle flexibility.

Hemarthrosis: Accumulation of blood within a joint as a result of an acute injury.

Hematoma: Mass produced by an accumulation of coagulated blood in a cavity or in soft tissues.

High Ankle Sprain: Disruption of thick connective tissue between the tibia and fibula above the ankle joint.

Hip Pointer: Contusion to the iliac crest.

Hydrotherapy: Treatment using water.



Hyperextension: Extreme extension of a limb or body part.

Ice and Stimulation: Use of ice to reduce inflammation and muscle stimulation by surface electrodes to maintain muscle strength used in rehabilitation of injury.

Iliotibial Band: A thick, wide fascial layer that runs from the iliac crest to the knee joint on the outside of the thigh.

Inflammation: The body's natural response to injury in which the injury site might display various degrees of pain, swelling, heat, redness and/or loss of function.

Isometric Contraction: Muscular contraction in which tension is developed but no mechanical work is done.

Labrum (Labrum Glenoidale): The cartilage of the glenoid cavity in the shoulder. A lip-edged or lip-like structure.

Lateral Collateral Ligament (LCL): Ligament of the knee along the outer aspect that connects the femur to the fibula. It provides lateral stability to the joint.

Ligament: Band of fibrous tissue that connects bone to bone or bone to cartilage and supports and strengthens joints.

Magnetic Resonance Imaging (MRI): Imaging procedure in which a radio frequency pulse causes certain electrical elements of the injured tissue to react to this pulse and through this process a computer display and permanent film establish a visual image. MRI does not require radiation and is very useful in the diagnosis of soft tissue, disc and meniscus injuries.

Mandible: Jaw bone

Medial Collateral Ligament (MCL): Ligament of knee along the inner aspect that connects the femur to the tibia.

Meniscus: Crescent-shaped cartilage, usually pertaining to the knee joint; also known as cartilage. There are two menisci in the knee - medial and lateral. These work to absorb weight within the knee and provide stability.

Metacarpals: Five long bones of the hand, joining the fingers to the wrist.

Metatarsals: Five long bones of the foot, running from the ankle to the toes.

Myositis: Inflammation of a muscle.

Open Reduction: Re-alignment of a fracture or dislocation with surgery.

Orthotic: Any device applied to or around the body of physical impairment of disability. Commonly used to control foot mechanics.

Osteochondritis Dessicans: A piece of bone and/or cartilage loosened from its attachment after trauma and a cause of a lesion.

Osteomyelitis: An inflammatory disease of bone caused usually by infection with streptococcus or staphylococcus bacteria.

Patella: The kneecap. The patella functions to protect the distal end of the femur as well as increase the mechanical advantage and force generating capacities of the quadriceps muscle group.

Plantar Fasciitis: Inflammation of the plantar (a thick tissue on the bottom of the foot which helps create the arch) fascia; associated with overuse or acute foot injury.

Posterior Cruciate Ligament (PCL): A primary stabilizing ligament of the knee that provides significant stability and prevents displacement of the tibia backward within the knee joint. A complete tear of this ligament necessitating reconstruction could require up to 12 months of rehabilitation.

Quadricep Muscles: A group of four muscles of the front thigh that run from the hip and form a common tendon at the patella; they are responsible for knee extension.

Radius: Bone in the forearm from elbow to the thumb side of the wrist.

Reconstruction: Surgical rebuilding of a joint using natural, artificial or transplanted materials.

Rotator Cuff: Comprised of four muscles in the shoulder area that can be irritated by overuse. The muscles are the supraspinatus (most commonly injured), infraspinatus, teres minor and subscapularis.

Sacroiliac: Junction of the sacrum, the lower back bone, with the pelvis.

Sacrum: Group of five fused vertebrae located just below the lumbar vertebrae of the lower back, which form part of the pelvis.

Scapula: Shoulder blade.

Sciatica: Irritation of the sciatic nerve resulting in pain or tingling running down the inside of the leg.

Sciatic Nerve: Major nerve that carries impulses for muscular action and sensations between the low back and thigh and lower leg; it is the longest nerve in the body.

Shin Splint: A catch-all syndrome describing pain in the shin that is not a fracture or tumor and cannot be defined otherwise.

Spleen: Large, solid organ responsible for the normal production and destruction of blood cells located under the left rib cage.

Spondylosis: Abnormal vertebral fixation or immobility, or a general term for arthritis of the spine.

Sprain: Injury resulting from the stretching or twisting of the joint and causes various degrees of stretching or tearing of a ligament or other soft tissue at the joint.

Strain: Injury resulting from a pulling or torsion to the muscle or tendon that causes various degrees of stretching or tearing to the muscle or tendon tissue.

Stress Fracture: A hair-line type of break in a bone. Caused by overuse.

Subluxation: Partial dislocation of a joint. The term usually implies that the joint can return to a normal position without formal reduction.

Synovial Fluid: Lubricating fluid for joints and tendons, produced in synovium, or the inner lining of a joint.

Synovitis: Inflammation of the synovial lining of a joint.

Talus: The ankle bone that articulates with the tibia and fibula to form the ankle joint.

Tarsals: Group of seven bones of the foot consisting of the calcaneus, talus, cuboid and three cuneiform bones.

Tendinitis: Inflammation of the tendon and/or tendon sheath, caused by chronic overuse or sudden injury.

Tendon: Tissue that connects muscle to bone.

Tenosynovitis: Swelling or inflammation of a tendon sheath caused by calcium deposits, repeated strain or trauma.

Tibia: Shin bone; larger of the two bones of the lower leg and is the weight-bearing bone of the shin.

Transcutaneous Electrical Nerve Stimulator (TENS): An electrical modality that sends a mild current through pads at the injury site which stimulates the brain to release the natural analgesic endorphin.

Transverse Process: Small lateral projection off the right and left side of each vertebrae that functions as an attachment site for muscles and ligaments of the spine.

Triceps: Muscle of the back of the upper arm, primarily responsible for extending the elbow.

Ulna: Inner bone of the forearm that runs from the tip of the elbow to the little finger side of the wrist.

Ulnar Nerve: Nerve in the elbow commonly irritated from excessive throwing.

Ultrasound: An electrical modality that transmits a sound wave through an applicator into the skin to the soft tissue in order to heat the local area for relaxing the injured tissue and/or disperse edema...Also a type of imaging study for certain body areas.

"Wind Knocked Out": Syndrome describing a contraction of the abdominal nerve trunk, the solar plexus, as a result of an abdominal contusion.



TM



98.7 FM





OCTOBER

SUN	MON	TUE	WED	THUR	FRI	SAT
				1	2	3
4	5	6	7	8	9 LAK 7:30PM	10 PIT 7:00PM
11	12	13	14 ANA 7:30PM	15 MIN 7:00PM	16	17 BOS 7:00PM
18	19	20 NJD 4:00PM	21	22 NYR 4:00PM	23	24 OTT 4:00PM
25	26 TOR 4:30PM	27 BOS 4:00PM	28	29	30 VAN 7:00PM	31

DECEMBER

SUN	MON	TUE	WED	THUR	FRI	SAT
		1 NSH 6:00PM	2	3 DET 5:30PM	4 BUF 5:00PM	5
6 CAR 3:00PM	7	8 STL 6:00PM	9	10	11 MIN 7:00PM	12 CAR 7:00PM
13	14	15	16	17 CBJ 7:00PM	18	19 NYI 7:00PM
20	21	22 TOR 7:00PM	23	24	25	26 LAK 7:00PM
27 COL 6:00PM	28	29 CHI 7:00PM	30	31 WPG 7:00PM		

NOVEMBER

SUN	MON	TUE	WED	THUR	FRI	SAT
1	2	3	4	5 COL 7:00PM	6	7 NYR 7:00PM
8	9 ANA 8:00PM	10 LAK 8:30PM	11	12 EDM 7:00PM	13	14 CBJ 5:00PM
15	16 NYI 5:00PM	17	18	19 MON 5:30PM	20	21 WPG 5:00PM
22	23	24	25 ANA 7:00PM	26	27 CGY 7:00PM	28 OTT 8:00PM
29	30					

JANUARY

SUN	MON	TUE	WED	THUR	FRI	SAT
					1	2 EDM 2:00PM
3	4 VAN 8:00PM	5	6	7 CGY 7:00PM	8	9 NSH 7:00PM
10	11	12 EDM 7:00PM	13	14 DET 7:00PM	15	16 NJD 7:00PM
17	18 BUF 7:00PM	19	20	21 SJS 7:00PM	22	23 LAK 7:00PM
24 31	25 MIN 6:30PM	26 WPG 6:00PM	27	28	29	30

FEBRUARY

SUN	MON	TUE	WED	THUR	FRI	SAT
	1	2 LAK 7:00PM	3	4 CHI 7:00PM	5 ANA 8:00PM	6
7	8	9	10 VAN 7:30PM	11	12 CGY 7:00PM	13 SJS 8:30PM
14	15 MON 7:00PM	16	17	18 DAL 7:00PM	19	20 STL 7:00PM
21	22 WSH 5:00PM	23 TBL 5:30PM	24	25 FLA 5:30PM	26	27 PHI 11:00AM
28	29 PIT 5:00PM					

MARCH

SUN	MON	TUE	WED	THUR	FRI	SAT
		1	2	3 ANA 7:00PM	4	5 FLA 7:00PM
6	7 COL 7:00PM	8	9 VAN 8:00PM	10	11 CGY 7:00PM	12 EDM 8:00PM
13	14	15	16	17 SJS 7:00PM	18	19 TBL 7:00PM
20 SJS 7:00PM	21	22 EDM 7:00PM	23	24 DAL 7:00PM	25	26 PHI 7:00PM
27	28 CGY 7:00PM	29	30	31 DAL 5:30PM		

APRIL

SUN	MON	TUE	WED	THUR	FRI	SAT
					1	2 WAS 7:00PM
3	4 STL 5:00PM	5 CHI 5:30PM	6	7 NSH 5:00PM	8	9 SJS 7:30PM

			HOME	AWAY
			GILA RIVER ARENA	
ARIZONA SPORTS 98.7 FM		All times local Arizona time. Dates and times are subject to change		