

15-16 CAROLINA HURRICANES  
MEDIA GUIDE





# THE OFFICIAL STATION OF CANIAC NATION

**Mike & Mike  
in the Morning  
6-10am**



**Adam Gold &  
Joe Ovies  
3-7pm**

**wralSPORTSfan.com**



@999TheFan



@999TheFan



99.9TheFan

## TABLE OF CONTENTS

Gale Force Holdings/Hurricanes Directory . . . . .	2
Peter Karmanos Jr. . . . .	3
Hurricanes Holdings, LLP . . . . .	4
Executive Management . . . . .	6
Ron Francis . . . . .	7
Hockey Management . . . . .	8
Hurricanes Coaches. . . . .	10
Hockey Operations. . . . .	12-13, 16
Medical Staff. . . . .	14
Equipment Managers . . . . .	15
Scouting Staff . . . . .	13
Broadcasters . . . . .	17
Full-Time Staff . . . . .	18
2015-16 Organizational Roster. . . . .	24
Player Biographies and Statistics . . . . .	26
Players in the System . . . . .	87
2015 NHL Draft Recap . . . . .	103
Minor League Affiliations. . . . .	104
Community Relations . . . . .	108
Hurricanes vs. Opponents: 2015-16 . . . . .	116
2014-15 in Review . . . . .	148
Hurricanes Players: 2014-15 Game by Game. . . . .	156
2014-15 Transactions. . . . .	161
All-Time Player Trades and Acquisitions . . . . .	162
Year-By-Year History . . . . .	168
NHL Recaps . . . . .	206
Attendance . . . . .	207
All-Time NHL Rosters . . . . .	210
All-Star Games/Olympians/Milestone NHL Wins . . . . .	228
NHL Draft History . . . . .	229
Franchise Records . . . . .	236
Hurricanes in the Playoffs . . . . .	260
Media Information . . . . .	274
NHL General Information . . . . .	277
Medical Glossary . . . . .	280
2015-16 Game and Television Schedule . . . . .	283

## CREDITS

Editors: Mike Sundheim, Kyle Hanlin  
 Contributors: Michael Smith, Nicole Stoudt, Hayley Tomlinson, Carolyn Gilbert, Hillary Hollinger  
 Photographer: Gregg Forwerck, Getty Images  
 Design and Production: Lauren Baxter

### CAROLINA HURRICANES HOCKEY CLUB

**PNC Arena** (Hockey capacity: 18,680)

**1400 Edwards Mill Rd., Raleigh, NC 27607**

**Main Phone:** 919/467-7825

**Ticket Information:** 866-NHL-CANes

**Colors:** Red, White, Silver and Black

**Minor League Affiliates:** Charlotte Checkers (AHL); Florida Everblades (ECHL)

**Cable Television Rightsholder:** Fox Sports Carolinas

**Main Fax:** 919/462-0123

**Website:** CarolinaHurricanes.com

**Radio Flagship:** WCMC 99.9 FM The Fan

# CLUB DIRECTORY

## EXECUTIVE MANAGEMENT

Chief Executive Officer/Owner/Governor	Peter Karmanos Jr.
President	Don Waddell
Chief Financial Officer	Dennis Moore
Executive Vice President/General Manager	Ron Francis
Executive Vice President/General Manager, PNC Arena	Davin Olsen

## HOCKEY OPERATIONS

Assistant General Manager / Director of Hockey Operations	Mike Vellucci
Assistant General Managers	Ricky Olczyk, Brian Tatum
Head Coach	Bill Peters
Assistant Coaches	Rod Brind'Amour, Steve Smith
Goaltending Coach	David Marcoux
Video Coach	Chris Huffine
Director of Defensemen Development	Glen Wesley
Director of Forwards Development	Cory Stillman
Assistant to the General Manager/Video Scout	Darren Yorke
Hockey Analyst	Eric Tulskey
Head Athletic Trainer/Strength & Conditioning Coach	Peter Friesen
Assistant Athletic Trainer	Doug Bennett
Equipment Managers	Skip Cunningham, Bob Gorman, Jorge Alves
Director of Amateur Scouting	Tony MacDonald
Amateur Scouts	Sheldon Ferguson, Robert Kron, Bob Luccini, Bert Marshall, Don Elland
Director of Pro Scouting	Marshall Johnston
Pro Scouts	Dave Hunter, Joe Nieuwendyk, Jeff Daniels, Mark Craig
Vice President of Communications and Team Services	Mike Sundheim
Senior Director of Communications and Team Services	Kyle Hanlin
Hockey Operations Coordinator	Beth Carter
Charlotte Checkers Head Coach/General Manager	Mark Morris
Charlotte Checkers Assistant Coach	Geordie Kinnear
Head Athletic Trainer, Charlotte Checkers	Brian Maddox
Equipment Managers, Charlotte Checkers	Steve Latin, Donny White

## BROADCASTERS

Television Play-by-Play	John Forslund
Television Analyst	Tripp Tracy
Radio Play-by-Play	Chuck Kaiton
Sideline Reporter/Host	Michelle McMahon

## ADMINISTRATION

Receptionist	Janet Davis
--------------	-------------

## ARENA OPERATIONS

Vice President of Guest Relations, PNC Arena	Larry Perkins
Director of Arena Marketing	Crystal Pace
Administrative Assistant/Customer Care Coordinator	Sarah Saba
Director of Safety and Security	Clinton Peterson
Director of Parking and Traffic	Jared Wright
Director of Event and Guest Services	Steve Congress
Sr. Director of Premium Sales	Jack Brockman
Director of Premium Services	Jonathan Kramer
Senior Premium Services Coordinator	Alan Foushee
Premium Services Coordinator	Allyson Buckmeier
Director of Production	Rob Douglas
Marketing Coordinator	Lindsey Hall
Production Manager	Barry Steiman
Production/Event Coordinator	Kim Chandler
Arena Office Manager	Hilman Huskey
Senior Director of Facilities and Operations	Alan Wobbleton
Director of Operations and Facilities	Craig Stover
Operations Manager	Melvin Terrell
Operations Supervisor	Alan Sykes
Facilities Supervisor	Sean Sollace
Vice President of Ticket Operations	Bill Nowicki
Director of Arena Box Office	Joe Sousa
Arena Box Office Manager	Erin Latore
Assistant Ticket Operations Manager	Chris Jovino
Ticket Operations Representative	TBD
Ticket Operations Supervisor	Erica Tillman
Ice Technician	Jared Dupre

## FINANCE/INFORMATION TECHNOLOGY

Senior Vice President/General Counsel	William Traurig
Accounting Manager	Shaun Nicholson
Accounts Payable	Michael Arrington
Accounts Receivable	Patty Hilliard, Temika Smith-Harris
Payroll/Human Resources	Crystal DeDitius, Keitha Stanley
Senior Accountant	TBD
Vice President of Information Technology	Glenn Johnson
Director of IT Services	Myatt Williams
Client/Server Technologist	Larry Kelly
Assistant to the CFO	April Williams

## FOOD AND BEVERAGE

Senior Director of VAB Catering	Chris Diamond
Director of Concessions	Rick Rhodes
Concessions Manager	Jim O'Brien
Assistant Concessions Manager	Barbara Couch
Concessions Administrative Coordinator	Cindy Medlin
Manager of F&B Financials, In-Seat Services	Lori Holtz
Commissary Manager	Gary Berry
Executive Chef	Michael Flood
Executive Sous Chef	Dennis Atkinson
Sous Chef	Kevin Heintz
Banquet Chef	Lecan Huynh
Chef Garde Manger	Pete Aiello
Director of Catering	Frankie McGee
Catering Manager	Melissa Fulkerson
Commissary Supervisor	Matthew Kraft
Assistant Catering Manager	Jill Rheutan
Catering Administrative Coordinator	Shannon Hignite
Manager of Suites Food and Beverage	Hollie Hawkins
Suites Food and Beverage Assistant Manager	Todd Nichols

## MARKETING

Vice President of Marketing/Executive Director, Kids 'N Community Foundation	Doug Warf
Director of Marketing	Mike Forman
Director of CanesVision and In-Game Marketing	Chris Greenley
Director of Community Relations and Promotions	Jon Chase
Web Producer	Michael Smith
Manager of Creative Services	Lauren Baxter
Graphic Designer	Kyle Fowlkes
Social Media Specialist	Coop Elias
Marketing Coordinator	Colleen Hamilton
Systems Administrator & Producer, CanesVision and Wolfpack TV	Logan McDonald
Producer, CanesVision and Wolfpack TV	Christine Williams, Nathan Hess
Graphics Producer, CanesVision and Wolfpack TV	Rachel Cannon
Youth and Amateur Hockey Coordinator	Shane Willis
Mascot Coordinator	George Brown
Promotions/Fan Development Coordinator	Ryan O'Quinn
Community Relations Coordinator/KNCF Grant & Event Specialist	Gabby Pinto
Community Relations Coordinator	Laura Fazzina
Team Photographer	Gregg Forwerck


## MERCHANDISE

Director of Merchandise	James Blitch
-------------------------	--------------

## SALES

Vice President of Corporate Partnerships	Jim Ballweg
Senior Corporate Sales Executive	Johnny Gill
Corporate Sales Executive	Ryan Martin, Justin Buck, Doug Dickman, Maria Madonis
Manager of Client Services	Marie Bobalik
Vice President of Ticket Sales	Sara Daniel
Director of Ticket Sales	PJ Avetta
Account Executives: Business Development	Greg Perna, Nick Brewer,
	Tim Campbell, Katie Decker, Dean Lucero, Anthony Marino
Manager of Client Service & Retention	Ryan Erdman
Customer Relationship/Database Coordinator	Jenna Jones
Inside Sales Manager	Dennis Fryer
Client Relations Representatives	Joe Welch, Brian Friedhaber,
	Hannah Landes, Michael Musialowski
Director of Group Sales	Tammy Mires
Hurricanes Group Sales Manager	Brian Kapusta
PNC Arena Group Sales Manager	Brian Slais
Senior Group Sales Representative	Rich Davis
Group Sales Representatives	Christina Monterosso, Greg Bauman
Ticket Sales Assistant	Karen Prince





# PETER KARMANOS JR.

CHIEF EXECUTIVE OFFICER / OWNER / GOVERNOR

Peter Karmanos Jr. is the principal owner/governor and chief executive officer of the Carolina Hurricanes, as well as the chairman and co-founder of MadDog Technology. On June 29, 2015, the Hockey Hall of Fame announced that he would be inducted into the Hall in the category of Builder—defined as an individual who has contributed to the development of the game of hockey, moving the game forward.

Karmanos, 72, has been involved in hockey for 40 years, making an impact in youth hockey, the Ontario Hockey League (OHL), the ECHL and the National Hockey League (NHL). He created the Compuware Youth Hockey Program in the 1970s, a system that has since produced 15 national championships, 34 state championships, 235 Division I scholarship hockey players and 14 NHL first-round draft picks. Alumni of Compuware youth hockey include Eric Lindros, Pat Peake, Pat LaFontaine, Mike Modano, Brian Rolston, David Legwand, Ryan Kesler, Kevin Hatcher, Derian Hatcher and Jacob Trouba.

Prior to selling the Plymouth Whalers in 2015, Karmanos owned OHL franchises for more than 30 years, winning his first OHL championship with Windsor in 1988. In 1989, he founded the first American-based OHL franchise, which later became the Plymouth Whalers. Plymouth won OHL titles in 1995 and 2007 and produced 18 NHL first-round selections and more than 90 players drafted into the NHL. Alumni of Karmanos' OHL teams include James Neal, Justin Williams, Tyler Seguin, Brian Berard, Gregory Campbell, Stephen Weiss and J.T. Miller. Karmanos' OHL franchises have also produced a number of managers and coaches at the NHL level, including Pittsburgh Penguins General Manager Jim Rutherford, Winnipeg Jets Head Coach Paul Maurice, San Jose Sharks Head Coach Peter DeBoer and Hurricanes Assistant General Manager Mike Vellucci.

Karmanos acquired an NHL franchise, the Hartford Whalers, on June 28, 1994, and relocated the franchise to Raleigh, NC, in 1997. Since their arrival in North Carolina, the Carolina Hurricanes have captured three division titles (1999, 2002, 2006), two Eastern Conference championships (2002, 2006) and the 2006 Stanley Cup, the first major-league sports championship for the state of North Carolina. The Hurricanes also hosted the NHL Draft in 2004 and the NHL All-Star Game in 2011. Karmanos also owned the ECHL's Florida Everblades for 15 seasons, capturing the ECHL's Kelly Cup championship in 2012.


In addition to his selection to the Hockey Hall of Fame, Karmanos has collected a number of major awards during his career as a hockey builder, including the Lester Patrick Award (outstanding service to hockey in the U.S.), the Bill Long Award (outstanding contributions to the OHL) and the USA Hockey Distinguished Achievement Award. He is also a member of the Michigan Sports Hall of Fame and the United States Hockey Hall of Fame.

Karmanos attended Wayne State University in Detroit. He founded Compuware in 1973 with two partners who, with Karmanos, pooled their tax return money to start the company. Karmanos' initiative and business prowess were recognized in 1989 by the Institute of American Entrepreneurs, which named him Entrepreneur of the Year. In April 1999, Karmanos ensured that his company would not lose sight of its roots when he decided to relocate more than 4,100 highly-skilled jobs from Compuware's headquarters in Farmington Hills, Mich., to Campus Martius, a business district in the heart of downtown Detroit. He retired from his position of executive chairman of Compuware in March 2013.

Along with his business and hockey interests, Karmanos is widely known for his philanthropy, particularly in the area of cancer research. In 1995, Karmanos established the Barbara Ann Karmanos Cancer Institute in Detroit, with donations that now total in excess of \$60 million. The institute is one of only 39 in the United States granted "comprehensive cancer center" status by the National Institute of Health, and the only one of the 39 named after a woman.

Karmanos resides in the Detroit area with his wife Danialle, and their sons Socrates, Leonidas, Spiros and Aristides. He now has seven sons and nine grandchildren. Danialle—in addition to her ongoing work as a nationally acclaimed video producer—founded Danialle Karmanos' Work It Out (DKWIO). A 501(c)3 organization, DKWIO fights childhood obesity by providing kids with the tools they need to make healthy choices. By helping kids achieve health in mind, body and spirit, DKWIO has touched the lives of thousands of at-risk children in the Detroit and Triangle communities.

As an award-winning writer, producer and director, in 2008 Danialle was tapped by Governor Jennifer Granholm to serve on the newly-chartered Michigan Film Office Advisory Council. In a 2010 Michigan-wide election, Danialle was elected to serve an eight-year term on the Wayne State University Board of Governors. She also works tirelessly on behalf of the Karmanos Cancer Institute, partnering with the organization to develop memorable creative content. Her creative talents also led Danialle to become a founding member, Board member and past chair of the critically-acclaimed Museum of Contemporary Art Detroit (MOCAD). She also serves on the boards of the Michigan Opera Theatre and the College for Creative Studies, and is a trustee for the Parade Company, the non-profit organization responsible for the renowned America's Thanksgiving Parade and numerous other family-oriented events in Metropolitan Detroit.



## Hurricanes Holdings, LLC

**Hurricanes Holdings, LLC, owns the Carolina Hurricanes and operates PNC Arena. Majority owner Peter Karmanos Jr. is joined by 21 minority investor groups in the ownership of the Hurricanes franchise.**

Fifteen of the 21 partners are: Michael Kahn, Capitol Broadcasting Company, Inc. (James Goodman), Matthew Szulik, Ice Puck LLC (Orris Temple Sloan, Jr.), Clancy & Theys Construction (David Tim Clancy, Joel Thomas Irving Clancy, Kathryn Virginia Clancy, Robert Todd Clancy, Sarah Elizabeth Sturm), Jim Rutherford, Hurricanes Investment, LLC (Abel Zalcborg, Barbara Zalcborg), Whitney Holdings Inc. (Frederick J. Whitney, Timothy M. Whitney), Playmakers Management, LLC (Ron Francis), Greengarden DRC, LLC (Eliza Kraft Olander and Brian McHenry), Ron de Lange, Mark and Tara Rein, Chuck Hammel, Michael and Melissa Colantuoni and Duane and Margo Fitch. The remaining six investment partners have chosen to keep their partnerships private.



### Michael Kahn

Born and raised in Atlanta, Michael Kahn has been involved in a family-owned wine and spirits business all of his life. He is the chief operating officer of Empire Distributors Inc., originally founded by his grandfather in 1940. Kahn, who has been nominated as Outstanding Philanthropist of the Year, currently resides in Charlotte with his wife, Wendy, and three sons. Kahn is the Owner and Governor of Carolina's American Hockey League affiliate, the Charlotte Checkers.



James Goodman

### Capitol Broadcasting Company, Inc.

Capitol Broadcasting Company, Inc. is a locally-owned communications company which owns WRAL-TV, WRAX-TV, WRAL-FM, WCMC-FM, WDNC-AM, WCLY-AM, Microspace, CBC New Media Group and Wolfpack Sports Marketing in the Triangle; WJZY-TV and WMYT-TV in Charlotte; WILM-TV and Sunrise Broadcasting in Wilmington, NC; and real estate interests including the American Tobacco Project and Diamond View office buildings in Durham. Jim Goodman serves as President and CEO of Capitol Broadcasting. Capitol Broadcasting Company owns and operates the Durham Bulls of the International League, the Triple-A affiliate of the Tampa Bay Rays, and Capitol property 99.9 The Fan (WCMC-FM), which is the flagship station of the Carolina Hurricanes' radio network.



### Temple Sloan, Jr.

Temple Sloan, Jr., has sat or is currently sitting on the boards of some of the most prominent businesses in the Triangle community. He currently serves as chairman of the board for General Parts International, Inc., Trail Creek Investments, Inc. and Highwoods Properties. He was the former Lead Director for Lowe's Companies and also for Bank of America, as well as a partner of Ready Mix Concrete and Al Smith Buick. Sloan was inducted into the North Carolina Business Hall of Fame in 2010.



### Clancy & Theys Construction

Clancy & Theys Construction was founded in Raleigh in 1949 by brothers-in-law E.I. Clancy and John Theys. Today the company is owned by the late E.I. Clancy's family, and is managed by his sons. Tim Clancy is president, and his brother Tick is executive vice president. Clancy & Theys provides a diverse range of construction and construction management services for public, commercial, industrial, retail and residential clients. In addition to its Raleigh headquarters, Clancy & Theys operates offices in Wilmington, Charlotte, Newport News, VA, and Orlando, FL.



### Ron Francis

Following a Hall of Fame hockey career, Ron Francis joined the Hurricanes front office in 2006, where he currently serves as Executive Vice President and General Manager. The Sault Ste. Marie, Ont., native retired from his on-ice career on Sept. 14, 2005, following a career in which he established himself as the greatest player in franchise history. Francis scored 549 goals and earned 1,249 assists (1,798 points) over 23 NHL seasons with Hartford, Pittsburgh, Carolina and Toronto, and ranks fourth in NHL history in points, behind only Wayne Gretzky, Mark Messier and Gordie Howe. Francis won the Stanley Cup twice with Pittsburgh (1991, 1992) and was inducted into the Hockey Hall of Fame on Nov. 12, 2007.



Barbara Zalcborg



Abel Zalcborg

### Abel and Barbara Zalcborg

Abel and Barbara Zalcborg are co-founders of OFM, Inc., a family-owned importer and distributor of office furniture to the trade located in Holly Springs, NC and Phoenix, AZ. OFM is a past winner of the Triangle Business Journal's "Fast 50" award, recognizing the fastest-growing private companies in the Triangle. The Zalcborgs' professional interests also include partnership in a land development company in Holly Springs and Clayton, NC, and a private jet charter company at RDU. Devoted philanthropists, Barbara and Abel Zalcborg's professional interests include commercial and development, a private jet charter company and The Daniel Diers Action Sports Complex. They are also devoted to support Children's Flight of Hope, Kids 'N Community and The Frankie Lemon School. Abel and Barbara have two children, Blake Zalcborg and Cara Zalcborg Hylton, who each reside in the area.



Frederick Whitney



Timothy Whitney

## Whitney Holdings Inc.

The investment corporation, Whitney Holdings Inc., was created by Frederick J. Whitney and Timothy M. Whitney in August 2011 for the purpose of investing in the Carolina Hurricanes Hockey Club. Originally from Cleveland, Frederick has called Raleigh home since 1974. He began his professional career as a city planner before becoming a financial planning investment advisor. Born in 1978, Timothy Whitney is a Raleigh native. He joined Frederick in the financial planning industry and operates as a portfolio manager. Together, the father and son team are partners of Whitney Wealth Management. Frederick and Timothy are active supporters of the local community and believe that Raleigh greatly benefits from the presence of a professional sports franchise.



Eliza Kraft Olander



Brian McHenry

## Eliza Kraft Olander and Brian McHenry

Eliza Kraft Olander is retired from the business world and focuses on community development and philanthropy. Brian McHenry is President of McHenry Software. Together they are involved in many national and local charitable organizations, including the Frankie Lemmon School, Triangle Wine Experience, YMCA, SPCA, Band Together and Children's Flight of Hope. They have two children, Michael Olander, Jr., who lives in Raleigh and owns O2 Fitness Clubs in the Triangle and eastern North Carolina, and Amanda McHenry Keesee, a U.S. Naval officer who recently moved back to North Carolina with her husband, Cody Keesee, who is also a Naval officer.



## Ron de Lange

Ron de Lange is President and CEO of Tekelec, an innovator of mobile internet solutions headquartered in Morrisville, NC, and serves as a member of Tekelec's board of directors. He recently served for several years as a board member of the Morrisville Chamber of Commerce, and has also served as a board member of the Alliance for Telecommunications Solutions (ATIS) and on the DePaul University School of Computer Science, Telecommunications and Information Systems (CTI) Leadership Council.



## Chuck Hammel

Chuck Hammel is President and owner of PITT OHIO, a successful regional transportation company. Headquartered in Pittsburgh, PA, PITT OHIO operates in ten states, with 21 terminals and more 2,600 employees, and provides its customers with the most reliable service the less-than-truckload (LTL) industry has to offer. Hammel is also highly involved in his community, serving on the Board of Directors for the Pittsburgh Branch of the Federal Reserve Bank of Cleveland, Allegheny Conference on Community Development and Riverlife, as well as on the Board of Trustees for Senator John Heinz History Center. He is a member of the Federal Reserve Bank of Cleveland Business Advisory Council, Mayor's Economic Development Panel, Allegheny County Transportation Vision Team and Duquesne Club. Chuck and his wife, Kristen, have four boys, and live in Sewickley, PA, a suburb of Pittsburgh.



Mark Rein



Tara Rein

## Mark and Tara Rein

Mark Rein is the vice president and co-founder of Epic Games, a video game development company based in Cary, NC. Epic Games is well known for the creation of the Unreal Engine technology, which powered the Unreal series of first-person shooters, Infinity Blade series for mobile platforms, as well as the Gears of War series for Xbox 360. The company, which was established in 1991, moved its headquarters to the Triangle in 1999, and today has more than 300 employees worldwide. Originally from Toronto, Rein and his wife, Tara, live in Raleigh with their three children.



Michael Colantuoni



Melissa Colantuoni

## Michael and Melissa Colantuoni

Michael and Melissa Colantuoni settled in Raleigh in 2009 after following Michael's executive finance occupation to Boston, San Jose, Colorado and Ohio. Michael completed his high-tech business career at AT&T, where he was in charge of finance, planning and strategy. For more than a decade, Melissa has been director of finance and administration at The Hive Group, a visualization-based data discovery company. Michael serves on the Board of the Frankie Lemmon Foundation. Melissa is actively involved with the Raleigh Giving Party, supporting various local charities, and their children, Anderson and Ashleigh, spread the message of the Children's Flight of Hope inside their schools.



Duane Fitch



Margo Fitch

## Iceworks, LLC

Duane and Margo Fitch created Iceworks as a holding company for their investment in the Carolina Hurricanes in June 2012. Originally from Michigan, Duane and Margo relocated their family to North Carolina in 1982, after Duane completed medical school at the University of Michigan and accepted a fellowship in gastroenterology at the University of North Carolina at Chapel Hill. He is board certified in internal medicine and gastroenterology, and he serves as President and CEO of Wilson Digestive Disease Center, which provides diagnostic procedures and treatment for patients statewide. Margo is the CFO of Wilson Digestive Disease Center and a registered nurse. Duane and Margo have three children; Max, a graduate of the UNC Chapel Hill Kenan-Flagler Business School, serves as Managing Partner of Iceworks; Adam, a graduate of North Carolina State University and owner/operator of AMA Landscape Design; and Adrienne, a student of fashion and textile development at North Carolina State University.



# DON WADDELL

## PRESIDENT, GALE FORCE SPORTS & ENTERTAINMENT

---

Don Waddell, 55, is in his second season with the Hurricanes after being named President of Gale Force Sports & Entertainment on July 1, 2014. Waddell has 35 years of experience in professional hockey as a player, coach, general manager, scout and business executive. As President of Gale Force Sports & Entertainment, Waddell oversees the business sides of the Carolina Hurricanes and PNC Arena.

Prior to joining the Hurricanes, Waddell spent three seasons as a professional scout with the Pittsburgh Penguins. Waddell was general manager of the Atlanta Thrashers from the team's founding in 1998, until 2010 when he took the role of team president.

Waddell also served as executive vice president and co-chair of the executive committee of the Atlanta Spirit, the parent company of the Thrashers, the National Basketball Association's Atlanta Hawks and Philips Arena. He won the Stanley Cup as assistant general manager of the Detroit Red Wings in 1997-98.

Before becoming an NHL executive, Waddell helped build and guide two International Hockey League (IHL) franchises in San Diego (1990-95) and Orlando (1995-97) as those clubs' executive vice president and general manager. While in Orlando, he was vice president of RDV Sports and served on the executive committee that oversaw the NBA's Orlando Magic, the IHL's Orlando Solar Bears and the company's retail and aviation interests. Waddell was twice named IHL executive of the year (1992-93 and 1995-96).

Waddell played four seasons of Division I collegiate hockey from 1976-80 at Northern Michigan University where he majored in business management. He was drafted by the Los Angeles Kings in 1978, and spent three years with the organization. Waddell played more than nine seasons of professional hockey, spending the final years of his playing career as player/coach of the IHL's Toledo Goaldiggers (1985-86) and Flint Spirits (1986-88). He also served as head coach of the San Diego Gulls in 1991-92, and was interim head coach of the Atlanta Thrashers on two occasions during his tenure with the club.

A native of Detroit, MI, Waddell has also served in several capacities with USA Hockey during the past five decades. In October 2013, he was named international consultant with a special focus on player identification and interface with the U.S. National Junior Team and USA Hockey's National Team Development Program. Waddell was the general manager for United States' teams at the 2006 Winter Olympic Games in Italy, and the 2001, 2002 and 2005 International Ice Hockey Federation (IIHF) Men's World Championships. As a player, he helped Team USA to the gold medal at the 1983 IIHF World Championship.

Don lives in Raleigh with his wife, Cheryl. Their daughter, Chelsea, and son-in-law, Zach, live in Duluth, GA, with their son, Noah.



# DENNIS MOORE

## CHIEF FINANCIAL OFFICER

---

Dennis Moore is in his first season as the Hurricanes' chief financial officer after previously serving as president and chief financial officer of the Ontario Hockey League's Plymouth Whalers. As CFO, Moore oversees all financial and human resource areas of the Hurricanes and PNC Arena. In addition, Moore oversees the financial operations of the Florida Everblades and Germain Arena and serves as secretary of the Compuware youth hockey program.

Born and raised in Commerce, MI, Moore has worked for owner Peter Karmanos Jr. for 20 years, starting at Compuware Corporation in 1995. Prior to being promoted to president and CFO of the Plymouth Whalers, he also served as director of finance and vice president. Moore received a bachelor's degree in accounting from Ferris State University prior to completing his master's degree

in finance at Walsh College. He is a member of the American Institute of CPAs and the Michigan Association of CPAs.

Dennis and his wife, Deborah, reside in North Raleigh with their sons, Nathan (10) and Nicholas (14).



# DAVIN OLSEN

## EXECUTIVE VICE PRESIDENT / GENERAL MANAGER, PNC ARENA

---

Davin Olsen is in his 19th year with the franchise. Olsen oversees the daily operations and functions held at PNC Arena. He contracts, schedules and coordinates all logistical and technical aspects of events that take place at the arena.

While he is based in Raleigh, Olsen also consults on other Gale Force Holdings ventures, including Germain Arena in Ft. Myers, Fla., and Compuware Arena in Plymouth, Mich. Prior to joining the Hurricanes, Olsen served as the director of recreational facilities at the University of North Carolina at Charlotte. With more than 28 years of experience in arena management, Olsen has also administered the New Haven Coliseum, the Hartford Civic Center and UNC-Charlotte.

Olsen and his wife, Marci, reside in Apex. He has two sons: Davin (23) and Jason (19).





# RON FRANCIS

## EXECUTIVE VICE PRESIDENT AND GENERAL MANAGER

Ron Francis is in his 10th season in management with the Hurricanes and his second as executive vice president and general manager. Francis was named the eighth general manager in franchise history on April 28, 2014, and the second to serve as general manager after also playing for the team. The Sault Ste. Marie, Ont., native served as vice president of hockey operations prior to his appointment as general manager. As executive vice president and general manager, Francis, 52, is responsible for all of the team's hockey decisions. In addition to his hockey operations duties, Francis also serves as one of the team's alternate governors.

Following a career in which he established himself as the greatest player in Hurricanes franchise history, Francis re-joined the organization in November 2006 as the team's director of player development. He was promoted to assistant general manager on Oct. 4, 2007, but returned to the team's locker room on Dec. 3, 2008, when he joined Paul Maurice behind the bench as associate head coach. While serving as a coach, Francis maintained a voice in the Hurricanes' front office decision-making, serving as the team's director of player personnel. He returned to the front office full-time in June 2011, accepting the role of director of hockey operations.

Francis announced his retirement on Sept. 14, 2005, following a 23-year NHL career with Hartford, Pittsburgh, Carolina and Toronto. In 1,731 NHL regular-season games, Francis scored 549 goals and earned 1,249 assists (1,798 points), to rank him fourth all-time on the league's points list behind Wayne Gretzky, Mark Messier and Gordie Howe at the time of his retirement. Francis' 1,249 assists rank second only to Gretzky (1,963), and he ranks third on the games-played list behind Howe (1,767) and Messier (1,756).

The Hartford Whalers drafted Francis in the first round, fourth overall, in the 1981 NHL Entry Draft. Francis played with the Whalers for 10 seasons before joining Pittsburgh at the trading deadline of the 1990-91 season. He spent seven full seasons with the Penguins before rejoining the organization that drafted him, when the relocated Carolina Hurricanes signed him as a free agent on July 13, 1998. In 16 seasons with the Hartford/Carolina franchise, Francis played in 1,186 games, scoring 382 goals and earning 793 assists for 1,175 points – all of which are franchise records. The Hurricanes officially retired Francis' No. 10 jersey to the arena's rafters on Jan. 28, 2006, and on Nov. 12, 2007, Francis was inducted into the Hockey Hall of Fame.

During his playing career, Francis played in four NHL All-Star games, and he won the Lady Byng Trophy (sportsmanship and gentlemanly conduct) three times (1995, 1998, 2002), the Frank J. Selke Trophy (best defensive forward) once (1995) and the King Clancy Memorial Trophy (leadership/humanitarian/community work) once (2002). He also won the Alka-Seltzer Plus Award in 1995, when he led the NHL in plus/minus, and was a key member of the Penguins' Stanley Cup-winning teams in 1991 and 1992. The impact Francis had for the sport of hockey in North Carolina was further recognized on May 2, 2013, when he became the first hockey player inducted into the North Carolina Sports Hall of Fame.

Ron and his wife, Mary Lou, have a daughter, Kaitlyn, and two sons, Michael and Connor. They reside in Raleigh.



Hurricanes General Manager Ron Francis presents John Forslund with a golden microphone to recognize Forslund for serving as the play-by-play voice of the franchise for 20 years at PNC Arena on March 21, 2015 in Raleigh, North Carolina.



Noah Hanifin poses with Hurricanes General Manager Ron Francis after being selected fifth overall by the Carolina Hurricanes in the first round of the 2015 NHL Draft at BB&T Center on June 26, 2015 in Sunrise, Florida.



## MIKE VELLUCCI

### ASSISTANT GENERAL MANAGER / DIRECTOR OF HOCKEY OPERATIONS

---

Mike Vellucci, 48, is in his second season with the Carolina Hurricanes. As assistant general manager and director of hockey operations, Vellucci oversees scouting and player development for the Hurricanes.

Vellucci joined the Hurricanes after 14 seasons with the Ontario Hockey League's Plymouth Whalers, serving as Head Coach and General Manager for the majority of that time. The Farmington, MI, native led Plymouth to a 468-322-36 record during his time in the OHL, and ranks first in Plymouth franchise history in games coached (826), wins (468) and playoff wins (70). Vellucci was the first American to win the Matt Leyden Trophy as OHL coach of the year after the Whalers captured the OHL championship in 2006-07. He was also named the OHL's Coach of the Year and Executive of the Year in 2012-13, becoming the first to win both awards in the same

season. He was the second member of the organization to be recognized as the OHL's Executive of the Year, joining Jim Rutherford, who won it in back-to-back seasons in 1993 and 1994 with the Detroit Jr. Red Wings.

Prior to joining the Whalers, Vellucci was with Detroit Compuware of the North American Hockey League (NAHL), where his teams went 241-82-27 in the regular season from 1994-99, and captured U.S. national championships in 1994 and 1999. The Ambassadors also captured two NAHL regular-season titles and four Robertson Cups. Vellucci played professionally in the IHL, AHL, ECHL and BHL from 1986-89. Selected by the Hartford Whalers in the seventh round of the 1987 NHL Entry Draft, Vellucci played for Hartford during the 1987-88 season.

Vellucci and his wife, Sue, have a daughter, Allison (18), and a son, Ryan (12).



## BRIAN TATUM

### ASSISTANT GENERAL MANAGER

---

Brian Tatum, 41, is in his 18th year with the Carolina Hurricanes and his second as assistant general manager. As assistant general manager, the Raleigh native's responsibilities include staff contract negotiations, scheduling, serving as the club's liaison to the NHL regarding matters related to the Collective Bargaining Agreement and all hockey related administrative duties. He also serves as the internal liaison for the hockey department and business operations and oversees the communications department.

Prior to his promotion to assistant general manager on April 28, 2014, Tatum served as vice president of team operations for two seasons, and as senior director of team operations for five years. Tatum was the Hurricanes' team services manager from 2000-2006, responsible for the coordination of all of the team's travel, including accommodations, transportation, catering and all

player-related requests.

Tatum first joined the organization in 1997 as an intern in public relations and was hired in the ticket sales department after earning a master's degree in sports management from North Carolina State University. He earned his undergraduate degree from UNC-Wilmington, where he was an infielder on the Seahawks' baseball team.

Tatum was raised in Raleigh and was a standout baseball and basketball player at Broughton High School. He and his wife, Liz, reside in Raleigh.



## RICKY OLCZYK

### ASSISTANT GENERAL MANAGER

---

Ricky Olczyk, 45, is in his second year as assistant general manager for the Carolina Hurricanes, and his ninth NHL season in management. Olczyk reports directly to Executive Vice President and General Manager Ron Francis. His responsibilities include player contract negotiations, scouting and player evaluation at the pro and amateur levels, salary arbitration, all aspects of player personnel decisions, salary cap management and analysis, and all matters pertaining to the Collective Bargaining Agreement.

Olczyk completed six seasons as assistant general manager with the Edmonton Oilers prior to joining the Hurricanes. The Chicago, IL, native originally joined the Oilers' hockey operations staff in 2007 as director of hockey administration and legal affairs. Prior to joining the Oilers, Olczyk ran his own legal consulting firm in Chicago for six years, representing players and advising families on

academic and professional goals. He also spent two seasons with the National Hockey League Players' Association in Toronto.

A 1992 graduate of Brown University, Olczyk played four seasons of Division I hockey and served as the Bears' captain during his senior year. He also captained the United States Under-17 National Team that won the Silver Medal at the 1986 World Cup. Olczyk graduated Magna Cum Laude from Brown with a degree in Philosophy. He also wrote an honors thesis, was inducted into the Phi Beta Kappa academic honor society, and was named to the Academic All-Ivy Team.

After earning his law degree from Cornell Law School in 1996, Olczyk was admitted to the Arizona Bar and worked for two years at Ryley, Carlock & Applewhite, a Phoenix law firm, specializing in corporate and commercial transactions and civil litigation.

An avid trail runner, Ricky has raced in the Pike's Peak Marathon five times. He enjoys reading, and is a frequent guest lecturer at several colleges and law schools. Ricky is the younger brother of Eddie Olczyk, U.S. Hockey Hall of Famer and television analyst for the NHL on NBC.



# MARSHALL JOHNSTON

## DIRECTOR OF PROFESSIONAL SCOUTING

Marshall Johnston is in his 11th season overseeing the Hurricanes' professional scouting department. Johnston has nearly 35 years of NHL experience as a general manager, assistant general manager, director of player personnel, scouting combine executive director, head coach, assistant coach and player. The Hurricanes' 2006 championship marked the first Stanley Cup title of Johnston's career.

Prior to joining the Hurricanes, Johnston served as director of player evaluation for the Chicago Blackhawks. Previously, he had spent six seasons with the Ottawa Senators, serving as director of player personnel from July 1996 through March 1999, assistant general manager from March 1999 through June 1999 and general manager from June 1999 through June 2002. During his tenure in Ottawa, the Senators earned two division titles, had three 40-win seasons and never missed the playoffs.

Johnston, a native of Birch Hills, Sask., played seven NHL seasons as a defenseman with the Minnesota North Stars and California Golden Seals from 1967-1974. After his playing career, he returned to coach his alma mater, the University of Denver, leading the Pioneers to the Western Collegiate Hockey Association title in 1977-78. As a player, Johnston captured a National Collegiate Athletic Association title with Denver.

Johnston joined the Colorado Rockies (NHL) as assistant general manager and assistant coach on May 4, 1981, and served as the team's head coach for the final 56 games of the 1981-82 season. After the team moved to New Jersey in 1982, he remained with the Devils as an assistant coach until November 1983, and was later named director of player personnel, a position he held for 10 years.

During his time leading the Devils' scouting department, the team drafted, among others, Martin Brodeur, Bill Guerin, Brendan Shanahan, Mike Dunham, Sean Burke, Scott Niedermayer, Brian Rolston, Kirk Muller and Kirk McLean. At the international level, Johnston led Team Canada as head coach in the 1978 (bronze), 1979 (fourth) and 1982 (bronze) World Championships. He also represented Canada in the 1964 and 1968 Olympic Games as a player, serving as team captain for the bronze medal-winning team in 1968. Johnston was named to the International Hockey Hall of Fame in 1998.



# TONY MacDONALD

## DIRECTOR OF AMATEUR SCOUTING

Tony MacDonald is in his ninth season as the Hurricanes' director of amateur scouting and his 22nd season as a scout with the organization. MacDonald oversees the Hurricanes' amateur scouting department and is responsible for the team's annual draft.

MacDonald has been a part of the Hurricanes scouting staff that has selected many of the players that form the core of the current team. He was on staff when Carolina selected Eric Staal and Cam Ward, and was director of the amateur scouting department for the 2011 NHL Draft, when the team chose Jeff Skinner, who won the Calder Trophy the following spring. Other players added to the organization during MacDonald's first seven drafts as director of amateur scouting from 2008 through 2014 include Justin Faulk, Victor Rask, Noah Hanifin, Ryan Murphy, Elias Lindholm and Haydn Fleury.

MacDonald began his hockey career as a coach and general manager for the Rockland Remparts and Brockville Braves of the CJHL. He spent time as a coach in the Ontario Hockey League (OHL) for the Windsor Spitfires and Guelph Storm before beginning his scouting career with the Cornwall Royals and Kitchener Rangers. In 1982, MacDonald accepted a position as director of scouting for Windsor. He then spent two seasons as the first general manager for the OHL's Detroit expansion team, beginning in 1990. Over the course of his OHL career, MacDonald's teams appeared in the Memorial Cup five times, earning championships in 1980 (Cornwall) and 1982 (Kitchener).

MacDonald first joined the NHL in 1988, accepting a scouting position with the Los Angeles Kings. After two seasons with the Kings, he returned to the OHL as an advisor with the Guelph Storm. He also worked with the NHL's four-team scouting combine, which included Dallas, Winnipeg, Hartford and Philadelphia, before joining Hartford full-time. MacDonald was inducted into the Brockville Braves Hall of Fame in 1986, the Glengarry Sports Hall of Fame in 2007 and the Brockville Area Sports Hall of Fame in 2008.



# DARREN YORKE

## ASSISTANT TO THE GENERAL MANAGER / VIDEO SCOUT

Darren Yorke is in his seventh season with the Hurricanes, serving as assistant to the general manager and video scout. As video scout, Yorke uses television broadcasts of professional and amateur games to assist management in personnel decisions, filing reports on players similar to the team's field scouts. During his tenure with Carolina, Yorke's responsibilities have expanded to include player evaluations with hockey management, and he has led the team's scouting meetings for each of the past three seasons.

Yorke is a native of Milton, Ont., and graduated with honors from Brock University in 2008 with a degree in sports management. Prior to joining the Hurricanes, Yorke interned and worked for the Buffalo Sabres for two seasons, and spent one year

with Canadian sports network TSN.

Darren is single and lives in Raleigh.



## BILL PETERS

HEAD COACH

Bill Peters, 49, is in his second season as head coach of the Carolina Hurricanes, after being named to the position on June 19, 2014. Peters is the 13th person to serve as head coach in franchise history, and the fourth since the team's arrival in North Carolina in 1997.

Peters registered a 30-41-11 record in his first season with the Hurricanes in 2014-15, which was also his first as an NHL head coach. He made his NHL head coaching debut on Oct. 10, 2014 against the New York Islanders, and earned his first NHL victory on Nov. 1, 2014, against the Arizona Coyotes.

Prior to joining the Hurricanes, Peters served as assistant coach for the Detroit Red Wings for three seasons, working primarily with Detroit's defensemen and penalty kill units. Prior to joining Detroit's staff, Peters served as head coach of Rockford of the American Hockey League (AHL), guiding the Ice Hogs to consecutive 40-win seasons and Calder Cup playoff appearances in 2008-09 and 2009-10. In his final season with Rockford in 2010-11, Peters directed the second-youngest team in the AHL to a 38-33-4-5 record. The Three Hills, Alb., native helped 28 Rockford players reach the NHL during his three seasons. Eight players who played under Peters for Rockford went on to win the Stanley Cup with Chicago in 2010 or 2013 – Niklas Hjalmarsson, Jordan Henry, Antti Niemi, Corey Crawford, Bryan Bickell, Nick Leddy, Brandon Bollig and Ben Smith.

Before beginning his AHL coaching career, Peters spent three seasons with Spokane of the Western Hockey League (WHL), leading the Chiefs to the Memorial Cup title in 2008 as champions of the Canadian Hockey League (CHL). Spokane established franchise records with 50 wins and 107 points that season before winning 16 of 21 WHL playoff games to capture the Ed Chynoweth Cup as WHL champions. Peters then guided the Chiefs to four consecutive victories at the Memorial Cup, topping the host Kitchener Rangers 4-1 in the championship game. In three seasons as Spokane's head coach, Peters compiled a career WHL regular-season record of 111-82-23. Peters got his first experience as a head coach at the University of Lethbridge, serving as the Pronghorns' head coach for three seasons from 2002-2005. Prior to that, he served as assistant coach for Spokane for four seasons, helping the Chiefs to a 47-win, 100-point campaign and the WHL Western Conference championship in 1999-00 under current Toronto Maple Leafs' head coach Mike Babcock.

Peters also has gained international head coaching experience for Canada, capturing the gold medal at the 2008 U-18 Junior World Cup and serving as an assistant coach for Canada's gold-medal-winning team at the 2015 IIHF World Championship.

Peters and his wife, Denise, have two children, Aleze and Ayden.

### BILL PETERS HEAD COACHING RECORD

YEAR	TEAM	LGE	REGULAR SEASON				PLAYOFFS		
			G	W	L	T/OT	G	W	L
2005-06	Spokane	WHL	72	25	39	8	—	—	—
2006-07	Spokane	WHL	72	36	28	8	6	2	4
2007-08	Spokane	WHL	72	50	15	7	21	16	5
2008-09	Rockford	AHL	80	40	34	6	4	0	4
2009-10	Rockford	AHL	80	44	30	6	4	0	4
2010-11	Rockford	AHL	80	38	33	9	—	—	—
<b>2014-15</b>	<b>Carolina</b>	<b>NHL</b>	<b>82</b>	<b>30</b>	<b>41</b>	<b>11</b>	<b>—</b>	<b>—</b>	<b>—</b>
<b>NHL TOTALS</b>			<b>82</b>	<b>30</b>	<b>41</b>	<b>11</b>	<b>—</b>	<b>—</b>	<b>—</b>



Hurricanes head coach Bill Peters directs players during a timeout of a home game against the New Jersey Devils at PNC Arena on March 28, 2015 in Raleigh, North Carolina.



Hurricanes Head coach Bill Peters goes over skating drills during 2015 Prospect Development Camp at PNC Arena on July 11, 2015 in Raleigh, North Carolina.





# ROD BRIND'AMOUR

## ASSISTANT COACH

Rod Brind'Amour, 45, is in his fifth year as assistant coach for the Carolina Hurricanes, after serving the team in player development roles since 2010.

Brind'Amour officially retired as a player on June 30, 2010, following a career of more than 20 NHL seasons. Originally drafted by the St. Louis Blues in the first round, ninth overall, in the 1988 NHL Entry Draft, Brind'Amour completed his career ranked 16th in NHL history in games played (1,484), 44th in assists (732), 46th in points (1,184) and 54th in goals (452), in 21 seasons with St. Louis, Philadelphia and Carolina. The Ottawa, Ont., native debuted with the Blues during the 1989 Stanley Cup Playoffs after completing one season at Michigan State, and scored a goal on his first NHL shot against the Minnesota North Stars. He was named to the NHL's All-Rookie Team in 1990, after scoring 61 points (26g, 35a) in 79 games for St. Louis, and played in the NHL All-Star Game while a member of the Flyers in 1992. Brind'Amour represented Canada in the 1998 Winter Olympics in Nagano, Japan, and won back-to-back Frank J. Selke trophies as the NHL's top defensive forward in 2005-06 and 2006-07, as a member of the Hurricanes.

Brind'Amour played in 159 career Stanley Cup Playoff games, totaling 51 goals and 60 assists (111 points). He participated in the Stanley Cup Final three times, reaching the Final in 1997 with Philadelphia, and in 2002 and 2006 with Carolina, captaining the Hurricanes to the 2006 Stanley Cup championship. Acquired by the Hurricanes from the Philadelphia Flyers on Jan. 23, 2000, Brind'Amour ranks second in career points for the Hurricanes since the team's relocation to North Carolina, notching 473 points in 694 games played. He also ranks first in assists (299), second in shorthanded goals (10), third in goals (174) and third in power-play goals (60) in the team's North Carolina history. Brind'Amour ranks second in franchise history (including Hartford) in assists (299), fourth in points (473) and fourth in games played (694). Named the Hurricanes' captain prior to the 2005-06 season, Brind'Amour netted 31 goals and earned 39 assists (70 points) that season to lead the team to a franchise-record 52 regular-season wins. His league-leading 12 playoff goals during the team's Stanley Cup run also set a franchise record.

Rod and his wife, Amy, live in Raleigh, with their son, Brooks. Rod also has a daughter, Briley, and two sons, Skyler and Reece.



# STEVE SMITH

## ASSISTANT COACH

Steve Smith, 52, is in his second season as assistant coach with the Hurricanes, serving alongside Rod Brind'Amour under head coach Bill Peters. It marks Smith's seventh season as an NHL coach, having previously served as an assistant for the Edmonton Oilers and Calgary Flames. Smith has been a part of four Stanley Cup championship teams – three as a player with Edmonton (1987, 1988, 1990) and one as a scout with Chicago (2010).

Prior to joining the Hurricanes, Smith spent four seasons with the Oilers from 2010-2014. The Glasgow, Scotland, native had also gained experience as an assistant coach with the Flames in 1997-98, before returning to the ice as a player for the Flames for three more seasons. Smith then worked as a scout with the Chicago Blackhawks prior to joining the Oilers coaching staff, winning the Stanley Cup in 2010.

Selected by the Oilers in the sixth round of the 1981 NHL Draft, Smith played 804 career regular-season NHL games and recorded 375 points (72g, 303a) and 2,139 penalty minutes as a defenseman with Edmonton, Chicago and Calgary. Along with playing a role on three Stanley Cup championship teams with the Oilers, Smith advanced to the Stanley Cup Final twice more with the Blackhawks, totaling 52 points (11g, 41a) in 134 career playoff games. Smith had three 50-point seasons as a blueliner, including a career-high 57 points (10g, 47a) for Chicago in 1992-93.

Prior to turning professional, Smith played for London of the Ontario Hockey League (OHL) from 1980-1983, totaling 20 goals, 83 assists (103 points) and 481 penalty minutes.

Steve and his wife, Sheri, have five kids: Alexandria, Barron, Nicole, Tanner and Zoe.



# DAVID MARCOUX

## GOALTENDING COACH

David Marcoux is in his second season with the Carolina Hurricanes as goaltending coach, and has more than 25 years of experience working with goaltenders at all levels of hockey.

Marcoux spent six years as the goaltending coach for the Calgary Flames between 2003 and 2009, helping Flames goaltender Miikka Kiprusoff become a Vezina Trophy and Williams Jennings Trophy winner, as well as a Hart Trophy finalist in 2005-06. The Flames originally acquired Kiprusoff in November 2003 from San Jose, where he was competing for the backup goaltender position. Working with Marcoux and the Flames, Kiprusoff became a Vezina Trophy finalist that same season, leading the Flames to the Western Conference championship. In addition to Kiprusoff, Marcoux's time with the Flames included experience working with current Hurricanes netminder Cam Ward, as the Hurricanes and Flames shared the AHL affiliate Lowell Lock Monsters during the 2004-05 NHL work stoppage.

Prior to joining Calgary, Marcoux spent the previous 12 years guiding netminders at a sports academy (Profil Hockey Cap-Jeunesse) in St-Jerome, Que. He also held the goaltender coach position for the Hull Olympiques of the Quebec Major Junior Hockey League (QMJHL) from 1997-2001, helping Hull twice reach the league finals.

A graduate of the University of Sherbrooke with a Bachelor's Degree in Science (Physical Education), Marcoux earned a Masters from the University of Montreal in 1997. Most recently, Marcoux has run his own goaltending camps (dmsg.ca) in Sherbrooke, Que., Hawkesbury, Ont., and Calgary, and has worked as a goaltending consultant for Hockey Canada.



## GLEN WESLEY

### DIRECTOR OF DEFENSEMEN DEVELOPMENT

---

Glen Wesley is in his eighth year as the Hurricanes' director of defensemen development. Wesley officially retired from hockey on June 5, 2008, following a career of more than 20 NHL seasons. As director of defensemen development, Wesley is responsible for working with all defensemen in the Hurricanes system, including drafted players in the Canadian major-junior hockey leagues, ECHL and American Hockey League (AHL).

Originally drafted third overall in the 1987 NHL Entry Draft by the Boston Bruins, Wesley completed his playing career ranked sixth on the NHL's all-time list of games played by a defenseman, skating in 1,457 total games over 20 seasons with Boston, Hartford, Toronto and Carolina. The Red Deer, Alb., native debuted with Boston straight out of junior hockey in his draft year, and was named to the NHL All-Rookie Team after earning 37 points (7g, 30a) and leading all rookies with a plus-21 plus/minus rating. Wesley played in the NHL All-Star Game in 1989, and completed his career with 128 goals, 409 assists (537 points) and 1,045 penalty minutes. He appeared in the Stanley Cup Final four times, reaching the championship series with Boston in 1988 and 1990, and with Carolina in 2002 and 2006, capturing the Stanley Cup with the Hurricanes in 2006.

The Hartford Whalers acquired Wesley on Aug. 25, 1994, in exchange for first-round draft picks in 1995 (Kyle McLaren), 1996 (Jonathan Aitken) and 1997 (Sergei Samsonov). Wesley went on to play 13 seasons for the franchise, and, prior to his retirement, he was the only player to have played for the Hurricanes in every season since the team relocated to North Carolina in 1997. He played more games (913) for the Hurricanes franchise than any player in team history other than Ron Francis, and his 728 games played for the Hurricanes are the most by any player in a Carolina uniform. Wesley totaled 227 points (51g, 176a) for the Whalers and Hurricanes, and the Hurricanes officially retired his No. 2 jersey to the rafters on Feb. 17, 2009.

Glen and his wife, Barb, have a daughter, Amanda, and two sons, Josh and Matthew. Josh, a defenseman, was selected by the Hurricanes in the 2014 NHL Draft.



## CORY STILLMAN

### DIRECTOR OF FORWARDS DEVELOPMENT

---

Cory Stillman is in his fourth year as director of forwards development for the Carolina Hurricanes. Stillman, 41, retired as a player in September 2011 after 16 NHL seasons, and spent the 2011-12 season working as player development assistant for the Florida Panthers.

A first-round selection (6th overall) of the Calgary Flames in the 1992 NHL Entry Draft, Stillman totaled 278 goals and 449 assists (727 points) in 1,025 career games with the Calgary Flames, St. Louis Blues, Tampa Bay Lightning, Carolina Hurricanes, Ottawa Senators and Florida Panthers. He scored 52 goals and added 113 assists (165 points) in 191 games during two stints with the Hurricanes from 2005-2008 and in 2011. He was second among Hurricanes in scoring during the team's run to the 2006 Stanley Cup

championship, notching 26 points (9g, 17a) in 25 games, and netting the series-clinching, overtime goal in the first round against the Montreal Canadiens. Stillman also won the Stanley Cup as a member of the Lightning in 2004, and the 2006 title made him the sixth player in NHL history to win the Stanley Cup in consecutive seasons with two different teams.

Cory and his wife, Mara, have three children: Riley, Madison and Chase.



## CHRIS HUFFINE

### VIDEO COACH

---

Chris Huffine is in his 16th season as the team's full-time video coach. Prior to joining the team full time, he spent two seasons as a part-time video coordinator with the club, handling video breakdown during home games in Greensboro and taping future opponents during the 1997-98 and 1998-99 seasons.

Huffine is responsible for all pre-scouting of future opponents. He works closely with the coaching staff, preparing scouting reports for individual players as well as the team. His work includes breaking down the other teams' systems and tendencies, including forecheck, power plays and penalty kills, and putting together meetings for the coaches to inform the players. In addition to preparing for the opponent, he also breaks down games as they happen on a laptop editing system so that coaches and players have access to the

information immediately during and after the game.

Before joining the Hurricanes, Huffine served as the video coordinator for the Greensboro Monarchs for five seasons. In addition to being a member of the 2005-06 Stanley Cup Champions, he was also chosen to represent USA Hockey as the video coach for the 2006 Mens Olympic Team in Turin, Italy.

Chris and his wife, Heather, reside in Raleigh, with their sons, Samuel and Jacob.



## ERIC TULSKY

### HOCKEY ANALYST

Eric Tulskey is in his first season serving as the Hurricanes' full-time hockey analyst, after working with the team on a part-time basis during the 2014-15 season. As hockey analyst, Tulskey will provide and analyze data to assist the hockey operations department and coaching staff.

Tulskey has been publishing his advanced hockey statistical analysis since 2011, when he began writing for BroadstreetHockey.com. He also contributed to NHLNumbers.com prior to launching his own website through SBNation, Outnumbered. Tulskey has been a featured panelist for MIT's annual Sports Analytics Conference and his hockey analysis work has also been published in The Washington Post and fivethirtyeight.com.

A Philadelphia native, Tulskey holds a B.A. in chemistry and physics from Harvard University and a Ph.D. in chemistry from UC-Berkeley. He also conducted a two-year, post-doctoral study at the Naval Research Lab in Washington, D.C., and worked in nanotechnology for 12 years. Tulskey's research has helped enable unique nanotechnology solutions to problems in DNA sequencing, solar energy, displays and energy storage. He and his wife, Karen Sosa, reside in Chapel Hill with their son, Seth (9).

## SCOUTING STAFF



**MARK  
CRAIG**  
PRO SCOUT



**JEFF  
DANIELS**  
PRO SCOUT



**DON  
ELLAND**  
AMATEUR SCOUT



**SHELDON  
FERGUSON**  
AMATEUR SCOUT



**DAVE  
HUNTER**  
PRO SCOUT



**ROBERT  
KRON**  
EUROPEAN SCOUT



**BOB  
LUCCINI**  
AMATEUR SCOUT



**JOE  
NIEUWENDYK**  
PRO SCOUT & ADVISOR



**BERT  
MARSHALL**  
AMATEUR SCOUT



**RAY  
WHITNEY**  
PRO SCOUT

## MEDICAL STAFF



# PETER FRIESEN


## HEAD ATHLETIC TRAINER / STRENGTH AND CONDITIONING COACH

Pete Friesen is in his 20th season with the Carolina Hurricanes as the team's head athletic trainer/strength and conditioning coach and his 36th year as a professional hockey trainer. Friesen is a dual board-certified Sport & Orthopedic Physical Therapist, certified in both the United States and Canada as an Athletic Trainer/Therapist. He is also certified as a massage therapist and dry needler. He is responsible for the institution of training and dietary standards, preparation of rehabilitation programs and treatment of acute injuries for all Carolina Hurricanes players.

In addition to his work with professional teams, Friesen has been associated with the Canadian Olympic and International programs for the last 30 seasons, including serving as the Head Trainer for Team Canada's gold medal-winning team during the 2004 World Championship in the Czech Republic. He again served as Head Trainer for Canada at the 2011 World Championship in Slovakia, and has been to 10 IIHF World Championships with five gold medals. Friesen has advised six different Canadian programs including men's and women's ice hockey, field hockey, soccer, figure skating, softball, wrestling, gymnastics and volleyball in preparation for their respective tournaments. Combining the different elements of each sport, Friesen strives to show athletes various ways of developing elements of their bodies in a true cross-training fashion. He also is a medical lecturer at Duke's School of Physical Therapy in the areas of Sports, Orthopedics and Exercise.

A graduate of Bemidji State (MN) with bachelor's degrees in education and physical education, Friesen has since earned a master's degree in sports medicine and physical therapy from the University of Saskatchewan and a doctorate in physical therapy from Arcadia University. Prior to joining the Carolina Hurricanes, Friesen was the head trainer at the University of Saskatchewan and then the University of Alberta, and an assistant director for the Glen Sather Sports Medicine Clinic in Edmonton.

Pete and his wife, Shelley, reside in Knightdale, North Carolina, with their children, Jack, Chad and Taylor.



# DOUG BENNETT

## ASSISTANT ATHLETIC TRAINER

Doug Bennett is in his sixth season as the assistant athletic trainer with the Carolina Hurricanes, working with Peter Friesen in training and rehabilitating Hurricanes players.

Bennett has experience working with both professional and collegiate athletic teams. Prior to joining the Hurricanes full-time, he served in the athletic department at the University of North Carolina at Chapel Hill, while also assisting the Hurricanes as an Intern/Gameday Athletic Trainer during the 2009-10 season. Bennett spent one season as the Head Athletic Trainer for the Johnstown Chiefs (ECHL) in 2004-05 and his training background also includes the National Football League. The Johnstown, PA, native worked at the training camp for the Seattle Seahawks in 2003, and with the Philadelphia Eagles in 2006. He also spent one year as the Assistant Athletic Trainer at Penn State University, working with the football program.

Bennett is an active BOC Certified Athletic Trainer and Certified Strength and Conditioning Specialist (CSCS) as well as a Performance Enhancement Specialist (PES) as accredited by the National Academy of Sports Medicine. In 2007, he earned his Master's degree in Exercise and Sport Science with an emphasis in Athletic Training at the University of North Carolina at Chapel Hill. Bennett earned his undergraduate degree in Kinesiology from Penn State University in 2004.

Doug and his wife, Shelley, reside in Raleigh.

## TEAM DOCTORS



**DR. JOE  
BARKER**  
ORTHOPEDIC PHYSICIAN



**DR. JOSH  
BLOOM**  
HEAD MEDICAL PHYSICIAN



**DR. MARTY  
ISELL**  
HEAD ORTHOPEDIC PHYSICIAN



**DR. TOM  
LONG**  
TEAM DENTIST



**DR. MIKE  
PETERS**  
TEAM OPTOMETRIST



**DR. BRIAN  
QUIGLEY**  
EMERGENCY PHYSICIAN




**DR. GABRIEL  
RICH**  
TEAM DENTIST



**DR. JAY  
STEVENS**  
MEDICAL PHYSICIAN





## **SKIP CUNNINGHAM**

### **EQUIPMENT MANAGER**

---

An original member of the 1972 New England Whalers of the World Hockey Association (WHA), Skip Cunningham is in his 43rd year with the organization and is the most tenured employee with the team.

From 1972-1990, Cunningham put together an impressive streak, working 1,412 consecutive games before being sidelined following surgery in January 1990. In 1989, the Connecticut Sports Writers Alliance presented him with the Good Guy Award for his unselfish dedication to Connecticut sports.

A graduate of Northeastern University, Cunningham was the assistant trainer for Team USA at the World Ice Hockey Championships in 1985 and 1989. He has been selected to work at four All-Star Games: the 1974 and 1976 WHA All-Star Games as well as the 1986 and 2011 NHL All-Star Games. He also directed his own hockey school during the offseason for 22 years in South Windsor.

Skip lives in Raleigh. He has two daughters, Sandy and Sherri, and a son, Scott, as well as four grandchildren: Jayden, Brayden, Savannah and Ryan.



## **BOB GORMAN**

### **EQUIPMENT MANAGER**

---

Bob Gorman is in his 29th year with the franchise as an equipment manager. Gorman first joined the organization's equipment staff in 1976 and worked with the team until the 1981-82 season, when he left the team to pursue other career interests. In his time away from the team, Gorman spent one year with Enterprise Radio and 11 years as a sales representative for the Spear-Newman Company. He returned to the club in 1993 and has served in his current capacity since then. During his tenure with the Hurricanes, Gorman has been part of three division championship teams (1999, 2002, 2006), two conference championship teams (2002, 2006) and one Stanley Cup Championship team (2006). He worked his 1,500th regular season game in professional hockey on March 4, 2010. Gorman has also been selected to work two NHL All-Star Games: 2004 in Minnesota and 2011 in Raleigh. He is a member of the Society

of Professional Hockey Equipment Managers.

In 2002, Gorman, who has been responsible for several successful charitable events in the area benefiting families in need, was recognized by the City of Raleigh's City Council and Mayor Charles Meeker for Outstanding Community Service. Gorman attended Central Connecticut State University and completed his B.S. in Business from Charter Oak State College, and earned a Master's Degree in Sport Management from the United States Sports Academy.

Bob and his wife, Carla, reside in Raleigh.



## **JORGE ALVES**

### **EQUIPMENT MANAGER**

---

Jorge Alves is in his fourth season as a full-time equipment manager for the Carolina Hurricanes, after serving as assistant equipment manager for seven years. The Stoughton, MA, native attended North Carolina State University from 2002-04 after serving in the United States Marine Corps for four years from 1997-2001. While at NCSU, Alves was the starting goaltender for the Wolfpack's club hockey team. After graduation, he served professional stints in the ECHL with South Carolina, Greenville, Charlotte and Pensacola, and in the SPHL with Asheville. Alves filled in as a practice goalie for the Hurricanes throughout his time as assistant equipment manager.

Jorge resides in Wendell with his wife, Amanda, and their two children: Madison and Jaxon.



## MIKE SUNDHEIM

### VICE PRESIDENT OF COMMUNICATIONS AND TEAM SERVICES

---

Mike Sundheim is in his 16th year full-time with the Carolina Hurricanes media relations department, and his 13th year heading the team's communications department. In July 2014, he was promoted to vice president of communications and team services, taking on travel and team services responsibilities in addition to his long-time media relations role.

A 2000 graduate of the University of North Carolina's School of Journalism and Mass Communication, Sundheim is responsible for the promotion of the team and its players in the local and national media, and serves as the Hurricanes' primary media contact and spokesperson. He is also responsible for team publications, including media guides, press releases and other communications efforts, as well as managing the team's communications budget and staff.

Along with his media relations duties, Sundheim is active in the team's social media and digital content efforts, including helping to establish and develop the team's Facebook and Twitter accounts. He also occasionally contributes to the team's website through his public relations blog, *The Guy Behind the Guy*, established in 2005 as a way to provide fans with updates on team media appearances and give them an inside perspective on the team away from the ice.

Prior to joining the team full-time in 2000, Sundheim spent two seasons as an intern in the Hurricanes' media relations department, beginning with the team's 1998-99 campaign. Originally from Somerville, N.J., he also gained experience as an assistant sports editor for UNC's student newspaper, *The Daily Tar Heel*, a student assistant in the UNC sports information department and a summer intern for the New Jersey Red Dogs of the Arena Football League (AFL).

Along with his Hurricanes responsibilities, Mike has served as an adjunct professor at UNC's School of Journalism and Mass Communication, teaching a course in "Sports Publicity," and completed a master's degree in Sports Management from North Carolina State University in 2015. Mike and his wife, Leah, reside in Raleigh and have three children: Franklin, Charlie and Eve.



## KYLE HANLIN

### SENIOR DIRECTOR OF COMMUNICATIONS AND TEAM SERVICES

---

Kyle Hanlin is in his 16th year working in communications in the National Hockey League, and his 14th year with the Carolina Hurricanes. In July 2014, Hanlin was promoted to senior director of communications and team services, assuming additional travel and team services duties in addition to his media relations and broadcasting roles.

A 2000 graduate of the University of North Carolina's School of Journalism and Mass Communication, Hanlin served as the website reporter for *CarolinaHurricanes.com* prior to joining the Washington Capitals' communications staff in February 2002. Hanlin returned to Raleigh in January 2003 as the Hurricanes' manager of media relations and was assigned additional responsibilities coordinating the team's broadcasting efforts in August 2006. Hanlin serves as a team spokesperson and media contact, and helps

produce all team publications, including media guides, news releases and other communications efforts. He also serves as the primary contact for each of the team's television and radio affiliates, and is responsible for arranging the team's television schedule, assisting in personnel decisions and developing the Hurricanes' broadcasts on television and radio.

Born in Pittsburgh but raised in Raleigh, Hanlin gained experience in the music industry prior to graduating from college, working for Virgin Records and Deep South Entertainment. He also worked with the websites for *The Washington Post* and *The Daily Tar Heel*, the student newspaper at UNC, as an undergraduate. Hanlin and his wife, Cristina, reside in Raleigh and have a son named Cash (3).



## BETH CARTER

### HOCKEY OPERATIONS COORDINATOR

---

Beth Carter is in her first year in the Hurricanes' hockey operations department and her second season working for the organization on a full-time basis.

As hockey operations coordinator, Carter assists the executive vice president and general manager, prepares and maintains player contracts and immigration on both the NHL and AHL levels and coordinates player call-ups and loans between the two leagues. She also assists team operations personnel with development camp, rookie camp and training camp. Carter also serves as the team's scouting coordinator, helping amateur and professional scouting staff with their travel needs, and coordinates special events such as the NHL All-Star Game, NHL Draft and scouting meetings.

Prior to joining the hockey operations department, Carter spent one season working in premium services for PNC Arena. She first joined the organization as an intern in the community relations department during her senior year in college. Born in Little Washington, NC, Carter was raised in Four Oaks, NC. She graduated from the University of North Carolina at Chapel Hill in 2014 with a degree in Sports Administration and American Studies.



# JOHN FORSLUND

## TELEVISION PLAY-BY-PLAY

John Forslund is in his 21st season as the Hurricanes' television play-by-play announcer, his 25th year with the club and his 32nd year in hockey. In addition to calling all the action on Hurricanes television broadcasts, Forslund continues to serve as a play-by-play announcer for nationally-televised broadcasts on the NBC family of networks and as a contributor for the NHL Network.

Outside of his hockey work, Forslund has experience covering Atlantic Coast Conference and Southern Conference basketball for FOX Sports Net. In 2003, Forslund won Telly awards for Forslund Focus, part of the Hurricanes' in-game presentation, and "Raisin' Canes," the home video celebrating the Hurricanes' 2002 playoff run. Forslund has also been recognized with Mid-South Emmy Awards for Hurricanes broadcasts in 2007 and 2009.

Forslund first joined the organization for the 1991-92 season as the public relations director, a position he held for four seasons. During his tenure, Forslund also served as the Hartford Whalers' color analyst on the Whalers Radio Network. Prior to his appointment in Hartford, Forslund handled the television and radio broadcasts for the Springfield Indians of the American Hockey League from 1984-1991. He was recognized as one of the AHL's top publicists/announcers when he received the Ken McKenzie Award in 1989.

Forslund continues to be heavily involved in the Triangle community, and has served as emcee for charitable events including the Jimmy V Celebrity Golf Classic Gala, the Greater Raleigh Sports Council's Night of Champions and Carolina Hurricanes Kids 'N Community Foundation fundraisers including Casino Night, the Canes 5k and the Golf Tournament. Forslund is on the board of directors for Spare Some for Autism and is also involved with the Make-A-Wish Foundation, March of Dimes, Genesis Home, Food Bank of North Carolina and the Crohn's and Colitis Foundation.

A graduate of Springfield College, Forslund went on to earn his master's degree in athletic management from Adelphi University. John and his wife, Natalie, reside in Apex. They have two daughters, Erika and Kara, and a son, Matthew.



# CHUCK KAITON

## RADIO PLAY-BY-PLAY

Chuck Kaiton has been the team's radio play-by-play announcer since the organization joined the NHL in the 1979-80 season. The Hockey Hall of Fame announced on May 28, 2004, that Kaiton had been named the 2004 winner of the Foster Hewitt Award, given annually to National Hockey League broadcasters who make outstanding contributions to their profession during their careers. Kaiton became the 26th NHL broadcaster to receive the distinction since the Hall of Fame began recognizing broadcasters in 1984. He received the award following the Hockey Hall of Fame induction ceremonies in Toronto on Nov. 8, 2004.

In addition to his work with the team, Kaiton has served as the president of the NHL Broadcasters Association for the past 29 years (1986-2015). A graduate of the University of Michigan, Kaiton began his broadcasting career in 1969 announcing Wolverine sports. In 1975, he went on to cover the University of Wisconsin sports teams and was named Wisconsin's Sportscaster of the Year in 1979.

Chuck and his wife, Mary, reside in Raleigh and have three sons—Nelson, Chuck and Russell—and three grandchildren.



# TRIPP TRACY

## TELEVISION ANALYST

Tripp Tracy is in his 17th season as the Hurricanes' television analyst, serving alongside John Forslund on all team broadcasts. In addition to his work on Fox Sports Carolinas, Tracy also broadcasted playoff games for NBC Sports Network during the 2014 Stanley Cup Playoffs.

A former goaltender, Tracy was originally drafted by the Philadelphia Flyers in the 1993 NHL Entry Draft. After completing four seasons at Harvard University, Tracy signed a free agent contract with the Hurricanes in August 1996. He spent two seasons in the organization, playing for Richmond (ECHL), Springfield (AHL), New Haven (AHL) and Carolina (NHL). Tracy retired from his playing career in 1998 and accepted a position at CNN before returning to the organization for the 1998-99 season.

Tripp lives in Raleigh and is involved in several charitable organizations in the Triangle, including the St. Baldrick's Foundation. He also serves on the board for Children's Charities at Adios and has participated in several Hurricanes Alumni events, including the 2012, 2013 and 2014 Alumni Fantasy games.



# MICHELLE McMAHON

## TELEVISION AND WEB HOST

Michelle McMahon is in her first season as the Hurricanes' television and web host. She serves as host of Hurricanes LIVE! prior to all of the team's games on FOX Sports Carolinas and SportSouth, as well as hosting and producing video content for CarolinaHurricanes.com.

Prior to joining the Hurricanes, McMahon spent two years in Chicago, working primarily at The Big Ten Network (BTN). At BTN, she produced content for and hosted the network's weekly hockey and lacrosse shows, co-hosted the Women's Sports Report and served as color analyst for the network's volleyball coverage. She also worked as a sideline/field reporter for live events on BTN, FOX Sports and Comcast SportsNet-Chicago, and contributed to BTN's online hockey coverage.

A 2012 graduate of the University of Michigan, McMahon played four years of Division I volleyball with the Wolverines, helping the team to two Sweet Sixteen appearances and one Elite Eight appearance. While in school, she worked as a production assistant for MGoBlue.com and held internships with NBC15 in Madison, WI, as well as Michigan IMG Radio Network.

# FULL-TIME STAFF

## ADMINISTRATION ARENA OPERATIONS



**JANET DAVIS**  
RECEPTIONIST



**JACK BROCKMAN**  
SENIOR DIRECTOR OF  
PREMIUM SALES



**ALLYSON BUCKMEIER**  
PREMIUM SERVICES  
COORDINATOR



**KIM CHANDLER**  
PRODUCTION/EVENT  
SUPERVISOR



**STEVE CONGRESS**  
DIRECTOR OF EVENT AND  
GUEST SERVICES



**ROB DOUGLAS**  
DIRECTOR OF PRODUCTION



**JARED DUPRE**  
ICE TECHNICIAN



**ALAN FOUSHEE**  
SENIOR PREMIUM SERVICES  
COORDINATOR



**LINDSEY HALL**  
MARKETING COORDINATOR



**HILMAN HUSKEY**  
ARENA OFFICE MANAGER



**CHRIS JOVINO**  
ASSISTANT TICKET  
OPERATIONS MANAGER



**JONATHAN KRAMER**  
DIRECTOR OF PREMIUM  
SERVICES



**ERIN LATORE**  
ARENA BOX OFFICE  
MANAGER



**BILL NOWICKI**  
VICE PRESIDENT OF TICKET  
OPERATIONS



**CRYSTAL PACE**  
DIRECTOR OF ARENA  
MARKETING



**LARRY PERKINS**  
VICE PRESIDENT OF GUEST  
RELATIONS, PNC ARENA



**CLINTON PETERSON**  
DIRECTOR OF SAFETY  
AND SECURITY



**SARAH SABA**  
CUSTOMER CARE COORDINATOR/  
ADMINISTRATIVE ASSISTANT



**SEAN SOLLACE**  
FACILITIES SUPERVISOR



**JOE SOUSA**  
DIRECTOR OF ARENA  
BOX OFFICE



**BARRY STEIMAN**  
PRODUCTION MANAGER



**CRAIG STOVER**  
DIRECTOR OF OPERATIONS  
AND FACILITIES



**ALAN SYKES**  
OPERATIONS SUPERVISOR



**MELVIN TERRELL**  
OPERATIONS MANAGER

## FINANCE & INFORMATION TECHNOLOGY



**ERICA TILLMAN**  
TICKET OPERATIONS  
SUPERVISOR



**ALAN WOBBLETON**  
SENIOR DIRECTOR OF  
FACILITIES AND OPERATIONS



**JARED WRIGHT**  
DIRECTOR OF PARKING  
AND TRAFFIC



**MICHAEL ARRINGTON**  
ACCOUNTS PAYABLE



**CRYSTAL DeDITIJS**  
PAYROLL/ HUMAN RESOURCES



**PATTY HILLIARD**  
ACCOUNTS RECEIVABLE



**GLENN JOHNSON**  
VICE PRESIDENT OF  
INFORMATION TECHNOLOGY



**LARRY KELLY**  
CLIENT/SERVER TECHNOLOGIST



**SHAUN NICHOLSON**  
ACCOUNTING MANAGER



**TEMIKA SMITH-HARRIS**  
ACCOUNTS RECEIVABLE



**KEITHA STANLEY**  
PAYROLL/ HUMAN RESOURCES



**WILLIAM TRAURIG**  
SENIOR VICE PRESIDENT/  
GENERAL COUNSEL

## FOOD & BEVERAGE



**APRIL WILLIAMS**  
ASSISTANT TO THE CFO



**MYATT WILLIAMS**  
SYSTEMS ADMINISTRATOR



**PETE AIELLO**  
CHEF GARDE MANGER



**DENNIS ATKINSON**  
EXECUTIVE SOUS CHEF



**GARY BERRY**  
COMMISSARY MANAGER



**BARBARA COUCH**  
ASSISTANT CONCESSIONS  
MANAGER



**CHRIS DIAMOND**  
SENIOR DIRECTOR OF  
VAB CATERING



**MICHAEL FLOOD**  
EXECUTIVE CHEF



**MELISSA FULKERSON**  
CATERING MANAGER



**HOLLIE HAWKINS**  
SUITES FOOD & BEVERAGE  
MANAGER



**KEVIN HEINTZ**  
SOUS CHEF



**SHANNON HIGNITE**  
CATERING ADMINISTRATIVE  
COORDINATOR



**LORI HOLTZ**  
MANAGER OF F&B FINANCIALS,  
IN-SEAT SERVICES



**LECAN HUYNH**  
BANQUET CHEF



**MATTHEW KRAFT**  
COMMISSARY SUPERVISOR



**FRANKIE MCGEE**  
DIRECTOR OF CATERING



**CINDY MEDLIN**  
CONCESSION ADMINISTRATIVE  
COORDINATOR



**TODD NICHOLS**  
SENIOR DIRECTOR OF  
VAB CATERING



**JIM O'BRIEN**  
CONCESSIONS MANAGER



**JILL RHEUTAN**  
ASSISTANT CATERING  
MANAGER



**RICK RHODES**  
DIRECTOR OF CONCESSIONS



# FULL-TIME STAFF

## MARKETING AND COMMUNITY RELATIONS



**LAUREN BAXTER**  
MANAGER OF CREATIVE SERVICES



**GEORGE BROWN**  
MASCOT COORDINATOR



**RACHEL CANNON**  
GRAPHICS PRODUCER,  
CANESVISION & WOLFPACK TV



**JON CHASE**  
DIRECTOR OF COMMUNITY  
RELATIONS & PROMOTIONS



**COOP ELIAS**  
SOCIAL MEDIA SPECIALIST



**LAURA FAZZINA**  
COMMUNITY RELATIONS  
COORDINATOR



**MIKE FORMAN**  
DIRECTOR OF MARKETING



**GREGG FORWERCK**  
TEAM PHOTOGRAPHER



**KYLE FOWLKES**  
GRAPHIC DESIGNER



**CHRIS GREENLEY**  
DIRECTOR OF CANESVISION &  
IN-GAME MARKETING



**COLLEEN HAMILTON**  
MARKETING COORDINATOR



**NATHAN HESS**  
PRODUCER, CANESVISION  
& WOLFPACK TV



**LOGAN McDONALD**  
SYSTEM ADMINISTRATOR &  
PRODUCER, CANESVISION  
& WOLFPACK TV



**RYAN O'QUINN**  
PROMOTIONS & FAN  
DEVELOPMENT COORDINATOR



**GABBY PINTO**  
COMMUNITY RELATIONS  
COORDINATOR / KNCF GRANT  
& EVENT SPECIALIST



**MICHAEL SMITH**  
WEB PRODUCER



**STORMY**  
ICE HOG



**DOUG WARF**  
VICE PRESIDENT OF MARKETING/  
EXECUTIVE DIRECTOR OF KIDS  
'N COMMUNITY FOUNDATION

## MERCHANDISE

## SALES



**CHRISTINE WILLIAMS**  
PRODUCER, CANESVISION  
& WOLFPACK TV



**SHANE WILLIS**  
YOUTH AND AMATEUR  
HOCKEY COORDINATOR



**JAMES BLITCH**  
DIRECTOR OF MERCHANDISE



**PETERSON AVETTA**  
DIRECTOR OF TICKET SALES



**JIM BALLWEG**  
VICE PRESIDENT OF CORPORATE  
PARTNERSHIPS



**GREG BAUMAN**  
GROUP SALES  
REPRESENTATIVE



**MARIE BOBALIK**  
MANAGER OF CLIENT SERVICES



**NICK BREWER**  
ACCOUNT EXECUTIVE/  
BUSINESS DEVELOPMENT



**JUSTIN BUCK**  
CORPORATE SALES EXECUTIVE



**TIM CAMPBELL**  
ACCOUNT EXECUTIVE/  
BUSINESS DEVELOPMENT



**SARA DANIEL**  
VICE PRESIDENT OF  
TICKET SALES



**RICH DAVIS**  
SENIOR GROUP SALES  
REPRESENTATIVE

# FULL-TIME STAFF



**KATIE  
DECKER**  
ACCOUNT EXECUTIVE/  
BUSINESS DEVELOPMENT



**DOUG  
DICKMAN**  
CORPORATE SALES  
EXECUTIVE



**RYAN  
ERDMAN**  
MANAGER OF CLIENT SERVICE  
AND RETENTION



**BRIAN  
FRIEDHABER**  
CLIENT RELATIONS  
REPRESENTATIVE



**DENNIS  
FRYER**  
INSIDE SALES MANAGER



**JOHNNY  
GILL**  
SENIOR CORPORATE  
SALES EXECUTIVE



**JENNA  
JONES**  
CUSTOMER RELATIONSHIP/  
DATABASE COORDINATOR



**BRIAN  
KAPUSTA**  
HURRICANES GROUP  
SALES MANAGER



**HANNAH  
LANDES**  
CLIENT RELATIONS  
REPRESENTATIVE



**DEAN  
LUCERO**  
ACCOUNT EXECUTIVE/  
BUSINESS DEVELOPMENT



**MARIA  
MADONIS**  
CORPORATE SALES EXECUTIVE



**ANTHONY  
MARINO**  
ACCOUNT EXECUTIVE/  
BUSINESS DEVELOPMENT



**RYAN  
MARTIN**  
CORPORATE SALES EXECUTIVE



**TAMMY  
MIRES**  
DIRECTOR OF GROUP SALES



**CHRISTINA  
MONTEROSSO**  
GROUP SALES  
REPRESENTATIVE



**MIKE  
MUSIALOWSKI**  
CLIENT RELATIONS  
REPRESENTATIVE



**GREG  
PERNA**  
ACCOUNT EXECUTIVE/  
BUSINESS DEVELOPMENT




**KAREN  
PRINCE**  
TICKET SALES ASSISTANT




**BRIAN  
SLAIS**  
PNC ARENA GROUP SALES  
MANAGER



**JOE  
WELCH**  
CLIENT RELATIONS  
REPRESENTATIVE





# PLAYERS

2015-16 Team Roster with Stats, Records and Career Highlights

# 2015-16 ROSTER

## BY NUMBER

NO.	PLAYER	POS.	HT.	WT.	S/C	BIRTHPLACE	BIRTHDATE	HOW ACQUIRED
4	FLEURY, Haydn	D	6'3"	207	Left	Carlyle, Sask.	7/8/1996	Draft '14 (1-7-1)
5	HANIFIN, Noah	D	6'3"	206	Left	Boston, MA	1/25/1997	Draft '15 (1-5-1)
7	MURPHY, Ryan	D	5'11"	185	Right	Aurora, Ont.	3/31/1993	Draft '11 (1-12-1)
11	STAAL, Jordan	C	6'4"	220	Left	Thunder Bay, Ont.	9/10/1988	Trade w/ PIT (6/12)
12	STAAL, Eric	C	6'4"	205	Left	Thunder Bay, Ont.	10/29/1984	Draft '03 (1-2-1)
14	GERBE, Nathan	LW	5'5"	178	Left	Oxford, MI	7/24/1987	Free Agent (7/13)
15	NESTRASIL, Andrej	C	6'3"	200	Left	Prague, Czech Republic	2/22/1991	Waivers (11/14)
16	LINDHOLM, Elias	C/RW	6'1"	192	Right	Boden, Sweden	12/2/1994	Draft '13 (1-5-1)
18	McCLEMENT, Jay	C	6'1"	205	Left	Kingston, Ont.	3/2/1983	Free Agent (7/14)
20	NASH, Riley	C	6'1"	200	Right	Consort, Alb.	5/9/1989	Trade w/ EDM (6/10)
21	WISNIEWSKI, James	D	5'11"	203	Right	Canton, MI	2/21/1984	Trade w/ ANA (6/15)
22	BOYCHUK, Zach	C/W	5'10"	185	Left	Airdrie, Alb.	10/4/1989	Draft '08 (1-14-1)
23	McGINN, Brock	LW	6'0"	185	Left	Fergus, Ont.	2/2/1994	Draft '12 (2-47-2)
24	MALONE, Brad	C	6'2"	207	Left	Miramichi, NB	5/20/1989	Free Agent (7/14)
25	TERRY, Chris	LW	5'10"	195	Left	Brampton, Ont.	4/7/1989	Draft '07 (4-132-5)
26	LILES, John-Michael	D	5'10"	185	Left	Indianapolis, IN	11/25/1980	Trade w/ TOR (1/14)
27	FAULK, Justin	D	6'0"	215	Right	South St. Paul, MN	3/20/1992	Draft '10 (2-37-2)
29	NEDELJKOVIC, Alex	G	5'11"	190	Left	Parma, OH	1/7/1996	Draft '14 (2-37-2)
30	WARD, Cam	G	6'1"	185	Left	Saskatoon, Sask.	2/29/1984	Draft '02 (1-25-1)
31	LACK, Eddie	G	6'4"	187	Left	Norrtilje, Sweden	1/5/1988	Trade w/ VAN (6/15)
32	VERSTEEG, Kris	LW	5'11"	187	Right	Lethbridge, Alb.	5/13/1986	Trade w/ CHI (9/15)
34	Di GIUSEPPE, Phil	LW	6'0"	200	Left	Maple, Ont.	10/9/1993	Draft '12 (1-38-2)
35	MacINTYRE, Drew	G	6'1"	190	Left	Charlottetown, PEI	6/24/1983	Free Agent (7/14)
36	BROWN, Patrick	C	6'1"	210	Right	Bloomfield Hills, MI	5/29/1992	Free Agent (4/14)
37	FOEGELE, Warren	LW	6'2"	191	Left	Markham, Ont.	4/1/1996	Draft '14 (3-67-3)
38	WESLEY, Josh	D	6'3"	200	Right	Hartford, CT	4/9/1996	Draft '14 (4-96-4)
39	HENSICK, T.J.	RW	5'9"	170	Right	Howell, MI	12/10/1985	Free Agent (7/15)
40	ALTSHULLER, Daniel	G	6'3"	205	Left	Ottawa, Ont.	7/24/1994	Draft '12 (3-69-3)
41	BIEGA, Danny	D	6'0"	205	Right	Montreal, Que.	9/29/1991	Draft '10 (4-67-3)
42	NORDSTROM, Joakim	LW	6'1"	189	Left	Stockholm, Sweden	2/25/92	Trade w/ CHI (9/15)
43	KARLSSON, Erik	LW	6'0"	170	Left	Lerum, Sweden	7/28/1994	Draft '12 (4-99-4)
44	AHO, Sebastian	RW	5'11"	172	Left	Rauma, Finland	7/26/1997	Draft '15 (2-35-2)
45	LOWE, Keegan	D	6'2"	195	Left	Greenwich, CT	3/29/1993	Draft '11 (3-73-3)
46	CARRICK, Trevor	D	6'2"	186	Left	Stouffville, Ont.	7/4/1994	Draft '12 (5-115-4)
47	JORDAN, Michal	D	6'1"	195	Left	Zlin, Czech Republic	7/17/1990	Draft '08 (3-105-4)
48	SUTTER, Brody	C	6'5"	203	Right	Viking, Alb.	9/26/1991	Draft '11 (6-193-7)
49	RASK, Victor	C	6'2"	200	Left	Leksand, Sweden	3/1/1993	Draft '11 (2-42-2)
51	HOFMANN, Gregory	C	6'0"	200	Left	Tramelan, Switzerland	11/13/1992	Draft '11 (4-103-4)
52	SHUGG, Justin	RW	5'11"	185	Right	Niagara Falls, Ont.	12/24/1991	Draft '10 (6-105-4)
53	SKINNER, Jeff	LW	5'11"	200	Left	Markham, Ont.	5/16/1992	Draft '10 (1-7-1)
54	PESCE, Brett	D	6'3"	200	Right	Tarrytown, NY	11/15/1994	Draft '13 (2-66-3)
55	McKEOWN, Roland	D	6'1"	195	Right	Listowel, Ont.	1/20/1996	Trade w/ LA (2/15)
56	WOODS, Brendan	LW/C	6'4"	210	Left	Humboldt, Sask.	6/11/1992	Draft '12 (7-129-5)
57	JENKINS, Kyle	D	6'1"	175	Left	Brampton, Ont.	4/22/1996	Draft '14 (7-187-7)
58	ROY, Nicolas	C	6'4"	197	Right	Amos, Que.	2/5/1997	Draft '15 (4-96-4)
60	OLSON, Collin	G	6'4"	210	Left	Burnsville, MN	4/4/1994	Draft '12 (8-159-6)
61	TOLCHINSKY, Sergey	LW	5'8"	170	Left	Moscow, Russia	2/3/1995	Free Agent (8/13)
62	RISSANEN, Rasmus	D	6'3"	217	Left	Kuopio, Finland	7/13/1991	Draft '09 (5-178-6)
64	BISHOP, Clark	C	6'0"	194	Left	St. John's, NF	3/29/1996	Draft '14 (6-127-5)
65	HAINSEY, Ron	D	6'3"	210	Left	Bolton, CT	3/24/1981	Free Agent (9/13)
67	STEVENS, Luke	LW	6'3"	195	Left	Bel Air, CA	2/11/1997	Draft '15 (5-126-5)
68	GANLY, Tyler	D	6'2"	204	Right	Milton, Ont.	3/22/1995	Draft '13 (4-156-6)
70	BOOTH, Callum	G	6'3"	201	Left	Montreal, Que.	5/21/1997	Draft '15 (3-93-4)
71	WALLMARK, Lucas	C	6'0"	176	Left	Umea, Sweden	9/5/1995	Draft '14 (5-97-4)
72	SANDLAK, Carter	LW	6'2"	200	Left	Vancouver, BC	5/18/1993	Free Agent (12/13)
74	SLAVIN, Jaccob	D	6'2"	205	Left	Erie, CO	5/1/1994	Draft '12 (6-120-4)
75	SMALLMAN, Spencer	RW	6'0"	201	Right	Summerside, PEI	9/9/1996	Draft '15 (6-138-5)
78	LORENTZ, Steven	C/LW	6'3"	191	Left	Kitchener, Ont.	4/13/1996	Draft '15 (9-186-7)
80	TIRRONEN, Rasmus	G	6'3"	209	Left	Kirkkonummi, Finland	11/9/1990	Free Agent (3/15)
83	COTTON, David	C	6'2"	200	Left	Parker, TX	7/9/1997	Draft '15 (8-169-6)
	COLLIER, Brendan	LW	5'9"	176	Left	Charlestown, MA	10/8/1993	Draft '12 (9-189-7)
	DADONOV, Evgenii	LW	5'11"	184	Left	Chelyabinsk, Russia	3/12/1989	Trade w/ FLA (1/12)
	RYAN, Derek	C	5'10"	170	Right	Spokane, WA	12/29/1986	Free Agent (6/15)

## BY NAME

NO.	PLAYER	POS.	HT.	WT.	S/C	BIRTHPLACE	BIRTHDATE	HOW ACQUIRED
44	AHO, Sebastian	RW	5'11"	172	Left	Rauma, Finland	7/26/1997	Draft '15 (2-35-2)
40	ALTSCHULLER, Daniel	G	6'3"	205	Left	Ottawa, Ont.	7/24/1994	Draft '12 (3-69-3)
41	BIEGA, Danny	D	6'0"	205	Right	Montreal, Que.	9/29/1991	Draft '10 (4-67-3)
64	BISHOP, Clark	C	6'0"	194	Left	St. John's, NF	3/29/1996	Draft '14 (6-127-5)
70	BOOTH, Callum	G	6'3"	201	Left	Montreal, Que.	5/21/1997	Draft '15 (3-93-4)
22	BOYCHUK, Zach	C/W	5'10"	185	Left	Airdrie, Alb.	10/4/1989	Draft '08 (1-14-1)
36	BROWN, Patrick	C	6'1"	210	Right	Bloomfield Hills, MI	5/29/1992	Free Agent (4/14)
46	CARRICK, Trevor	D	6'2"	186	Left	Stouffville, Ont.	7/4/1994	Draft '12 (5-115-4)
	COLLIER, Brendan	LW	5'9"	176	Left	Charlestown, MA	10/8/1993	Draft '12 (9-189-7)
83	COTTON, David	C	6'2"	200	Left	Parker, TX	7/9/1997	Draft '15 (8-169-6)
	DADONOV, Evgenii	LW	5'11"	184	Left	Chelyabinsk, Russia	3/12/1989	Trade w/ FLA (1/12)
34	Di GIUSEPPE, Phil	LW	6'0"	200	Left	Maple, Ont.	10/9/1993	Draft '12 (1-38-2)
27	FAULK, Justin	D	6'0"	215	Right	South St. Paul, MN	3/20/1992	Draft '10 (2-37-2)
4	FLEURY, Haydn	D	6'3"	207	Left	Carlyle, Sask.	7/8/1996	Draft '14 (1-7-1)
37	FOEGELE, Warren	LW	6'2"	191	Left	Markham, Ont.	4/1/1996	Draft '14 (3-67-3)
68	GANLY, Tyler	D	6'2"	204	Right	Milton, Ont.	3/22/1995	Draft '13 (4-156-6)
14	GERBE, Nathan	LW	5'5"	178	Left	Oxford, MI	7/24/1987	Free Agent (7/13)
65	HAINSEY, Ron	D	6'3"	210	Left	Bolton, CT	3/24/1981	Free Agent (9/13)
5	HANIFIN, Noah	D	6'3"	206	Left	Boston, MA	1/25/1997	Draft '15 (1-5-1)
39	HENSICK, T.J.	RW	5'9"	170	Right	Howell, MI	12/10/1985	Free Agent (7/15)
51	HOFMANN, Gregory	C	6'0"	200	Left	Tramelan, Switzerland	11/13/1992	Draft '11 (4-103-4)
57	JENKINS, Kyle	D	6'1"	175	Left	Brampton, Ont.	4/22/1996	Draft '14 (7-187-7)
47	JORDAN, Michal	D	6'1"	195	Left	Zlin, Czech Republic	7/17/1990	Draft '08 (3-105-4)
43	KARLSSON, Erik	LW	6'0"	170	Left	Lerum, Sweden	7/28/1994	Draft '12 (4-99-4)
31	LACK, Eddie	G	6'4"	187	Left	Norrtaälje, Sweden	1/5/1988	Trade w/ VAN (6/15)
26	LILES, John-Michael	D	5'10"	185	Left	Indianapolis, IN	11/25/1980	Trade w/ TOR (1/14)
16	LINDHOLM, Elias	C/RW	6'1"	192	Right	Boden, Sweden	12/2/1994	Draft '13 (1-5-1)
78	LORENTZ, Steven	C/LW	6'3"	191	Left	Kitchener, Ont.	4/13/1996	Draft '15 (9-186-7)
45	LOWE, Keegan	D	6'2"	195	Left	Greenwich, CT	3/29/1993	Draft '11 (3-73-3)
35	MacINTYRE, Drew	G	6'1"	190	Left	Charlottetown, PEI	6/24/1983	Free Agent (7/14)
24	MALONE, Brad	C	6'2"	207	Left	Miramichi, NB	5/20/1989	Free Agent (7/14)
18	McCLEMENT, Jay	C	6'1"	205	Left	Kingston, Ont.	3/2/1983	Free Agent (7/14)
23	McGINN, Brock	LW	6'0"	185	Left	Fergus, Ont.	2/2/1994	Draft '12 (2-47-2)
55	McKEOWN, Roland	D	6'1"	195	Right	Listowel, Ont.	1/20/1996	Trade w/ LA (2/15)
7	MURPHY, Ryan	D	5'11"	185	Right	Aurora, Ont.	3/31/1993	Draft '11 (1-12-1)
20	NASH, Riley	C	6'1"	200	Right	Consort, Alb.	5/9/1989	Trade w/ EDM (6/10)
29	NEDELJKOVIC, Alex	G	5'11"	190	Left	Parma, OH	1/7/1996	Draft '14 (2-37-2)
15	NESTRASIL, Andrej	C	6'3"	200	Left	Prague, Czech Republic	2/22/1991	Waivers (11/14)
42	NORDSTROM, Joakim	LW	6'1"	189	Left	Stockholm, Sweden	2/25/92	Trade w/ CHI (9/15)
60	OLSON, Collin	G	6'4"	210	Left	Burnsville, MN	4/4/1994	Draft '12 (8-159-6)
54	PESCE, Brett	D	6'3"	200	Right	Tarrytown, NY	11/15/1994	Draft '13 (2-66-3)
49	RASK, Victor	C	6'2"	200	Left	Leksand, Sweden	3/1/1993	Draft '11 (2-42-2)
62	RISSANEN, Rasmus	D	6'3"	217	Left	Kuopio, Finland	7/13/1991	Draft '09 (5-178-6)
58	ROY, Nicolas	C	6'4"	197	Right	Amos, Que.	2/5/1997	Draft '15 (4-96-4)
	RYAN, Derek	C	5'10"	170	Right	Spokane, WA	12/29/1986	Free Agent (6/15)
72	SANDLAK, Carter	LW	6'2"	200	Left	Vancouver, BC	5/18/1993	Free Agent (12/13)
52	SHUGG, Justin	RW	5'11"	185	Right	Niagara Falls, Ont.	12/24/1991	Draft '10 (6-105-4)
53	SKINNER, Jeff	LW	5'11"	200	Left	Markham, Ont.	5/16/1992	Draft '10 (1-7-1)
74	SLAVIN, Jaccob	D	6'2"	205	Left	Erie, CO	5/1/1994	Draft '12 (6-120-4)
75	SMALLMAN, Spencer	RW	6'0"	201	Right	Summerside, PEI	9/9/1996	Draft '15 (6-138-5)
12	STAAL, Eric	C	6'4"	205	Left	Thunder Bay, Ont.	10/29/1984	Draft '03 (1-2-1)
11	STAAL, Jordan	C	6'4"	220	Left	Thunder Bay, Ont.	9/10/1988	Trade w/ PIT (6/12)
67	STEVENS, Luke	LW	6'3"	195	Left	Bel Air, CA	2/11/1997	Draft '15 (5-126-5)
48	SUTTER, Brody	C	6'5"	203	Right	Viking, Alb.	9/26/1991	Draft '11 (6-193-7)
25	TERRY, Chris	LW	5'10"	195	Left	Brampton, Ont.	4/7/1989	Draft '07 (4-132-5)
80	TIRRONEN, Rasmus	G	6'3"	209	Left	Kirkkonummi, Finland	11/9/1990	Free Agent (3/15)
61	TOLCHINSKY, Sergey	LW	5'8"	170	Left	Moscow, Russia	2/3/1995	Free Agent (8/13)
32	VERSTEEG, Kris	LW	5'11"	187	Right	Lethbridge, Alb.	5/13/1986	Trade w/ CHI (9/15)
71	WALLMARK, Lucas	C	6'0"	176	Left	Umea, Sweden	9/5/1995	Draft '14 (5-97-4)
30	WARD, Cam	G	6'1"	185	Left	Saskatoon, Sask.	2/29/1984	Draft '02 (1-25-1)
38	WESLEY, Josh	D	6'3"	200	Right	Hartford, CT	4/9/1996	Draft '14 (4-96-4)
21	WISNIEWSKI, James	D	5'11"	203	Right	Canton, MI	2/21/1984	Trade w/ ANA (6/15)
56	WOODS, Brendan	LW/C	6'4"	210	Left	Humboldt, Sask.	6/11/1992	Draft '12 (7-129-5)





# ZACH BOYCHUK 22



Center/Wing • Shoots Left

5'10" • 185 lbs.

10/4/89 • Airdrie, Alb.

Acquired: 3/21/13, On waivers from NSH

2014-15 Teams: Carolina (NHL), Charlotte (AHL)

Drafted: Carolina 2008 (1-14-1)

## HIGHLIGHTS

### NHL FIRSTS:

**Game:** 10/17/08; 4-3 CAR L at LA

**Point:** 11/7/09; 3-2 CAR L at CBJ (assist)

**Goal:** 2/13/10; 5-2 CAR W vs. NJ (Brodeur)

### NHL HIGHS:

**Goals:** 2 (12/29/10; 4-0 CAR W at OTT)

**Assists:** 2 (3/4/10; 4-1 CAR W vs. OTT)

**Points:** 2-4x (Last: 10/14/14; 4-3 CAR SO L vs. BUF)

**Penalty Min:** 2-8x (Last: 12/18/14; 4-1 CAR W vs. TOR)

**Goal Streak:** None

**Assist Streak:** 2 games-2x (Last: 11/8/11-11/11/11: 2a)

**Point Streak:** 4 games (2/5/10-3/4/10: 1g, 4a)

## CAREER STATS

YEAR	TEAM	LEAGUE	REGULAR SEASON					PLAYOFFS				
			GP	G	A	TP	PIM	GP	G	A	TP	PIM
2005-06	Lethbridge	WHL	64	18	33	51	30	6	0	5	5	2
2006-07	Lethbridge	WHL	69	31	60	91	52	—	—	—	—	—
2007-08 (a)	Lethbridge	WHL	61	33	39	72	80	18	13	8	21	6
2008-09 (b)	Carolina	NHL	2	0	0	0	0	—	—	—	—	—
	Lethbridge	WHL	43	28	29	57	22	11	7	6	13	12
	Albany	AHL	2	0	1	1	2	—	—	—	—	—
2009-10	Albany	AHL	52	15	21	36	24	8	2	3	5	4
	Carolina	NHL	31	3	6	9	2	—	—	—	—	—
2010-11	Charlotte	AHL	60	22	43	65	48	16	3	6	9	14
	Carolina	NHL	23	4	3	7	4	—	—	—	—	—
2011-12	Carolina	NHL	16	0	2	2	0	—	—	—	—	—
	Charlotte	AHL	64	21	23	44	46	—	—	—	—	—
2012-13 (c,d,e)	Carolina	NHL	1	0	0	0	0	—	—	—	—	—
	Pittsburgh	NHL	7	0	0	0	2	—	—	—	—	—
	Nashville	NHL	5	1	1	2	4	—	—	—	—	—
	Charlotte	AHL	49	23	20	43	16	5	3	3	6	4
2013-14	Carolina	NHL	11	1	3	4	0	—	—	—	—	—
	Charlotte	AHL	69	36	38	74	55	—	—	—	—	—
2014-15	Carolina	NHL	31	3	3	6	4	—	—	—	—	—
	Charlotte	AHL	39	12	12	24	14	—	—	—	—	—
Hurricanes Totals (7 Seasons)			115	11	17	28	10	—	—	—	—	—
NHL Totals (7 Seasons)			127	12	18	30	16	—	—	—	—	—

(a) June 20, 2008—Selected by the Carolina Hurricanes in the 2008 NHL Entry Draft. First Hurricanes pick, 14th overall, first round.

(b) Oct. 4, 2008—Signed by the Carolina Hurricanes to a three-year, entry-level contract.

(c) Jan. 31, 2013—Acquired by the Pittsburgh Penguins on waivers.

(d) March 5, 2013—Acquired by the Nashville Predators on waivers.

(e) March 21, 2013—Acquired by the Carolina Hurricanes on waivers.

## PERSONAL


Zach has a girlfriend and spends the offseason in Western Canada... He is involved with a number of charities including KidSport and Hockey Alberta... Zach's first youth hockey team was the Fort McLeod Panthers... His dad had the biggest influence on his career... Zach's Twitter handle is @ZachBoychuk... His favorite movie is Billy Madison, favorite actor is Adam Sandler and favorite musical artist is Jason Aldean... Zach's first job was selling popcorn at Calgary Stampeders games and the Canadian Football League is his favorite sport to watch outside of hockey...

His favorite team outside of hockey is N.C. State... Zach's biggest game-day habit is being the last player dressed... His favorite websites are CarolinaHurricanes.com and GoCheckers.com... Zach's favorite former teammate is Ray Whitney and the person he would most like to meet is Big Foot... His favorite thing to do away from the rink is to play Mario Kart and his favorite restaurants are sushi locations Mura, Cowfish and Sono... His biggest talent outside of hockey is corn hole and his most memorable moment was scoring his first NHL goal against Martin Brodeur.

## VS. NHL

CLUB	GP	G	A	PTS	PIM
ANA	2	0	0	0	0
ARI	2	0	0	0	0
BOS	4	0	0	0	0
BUF	5	1	2	3	0
CGY	4	1	0	1	2
CAR	0	0	0	0	0
CHI	1	0	0	0	0
COL	1	0	0	0	0
CBJ	5	1	1	2	2
DAL	3	0	0	0	0
DET	3	0	0	0	0
EDM	2	1	0	1	0
FLA	5	1	1	2	0
LA	3	0	1	1	0
MIN	1	0	0	0	0
MTL	6	0	1	1	2
NSH	4	0	0	0	0
NJ	9	1	1	2	0
NYI	4	1	1	2	0
NYR	7	0	1	1	0
OTT	6	2	2	4	0
PHI	5	0	1	1	0
PIT	5	2	0	2	0
STL	0	0	0	0	0
SJ	2	0	1	1	0
TB	9	0	1	1	2
TOR	9	1	3	4	4
VAN	2	0	1	1	0
WSH	10	0	0	0	2
WPG	8	0	0	0	2





## 2014-15 SEASON


Completed his seventh NHL season and seventh with the Hurricanes... Played in 31 games for Carolina, recording three goals, three assists (6 points) and an (even) rating... Played in 39 games for Charlotte (AHL), totaling 24 points (12g, 12a)... Recalled from Charlotte (AHL) on Oct. 12... Made his season debut, scored a goal, notched an assist and was (+2) vs. BUF (10/14)... Earned an assist vs. LA (11/2)... Scored a goal and was (+2) at CBJ (11/4)... Scored his third goal of the season

vs. CGY (11/10)... Skated a season-high 16:19 at PHI (12/13)... Reassigned to Charlotte (AHL) on Jan. 8 and remained in the AHL for the balance of the season... Became the Checkers' all-time leading goal scorer with his goal vs. the Toronto Marlies (1/16), passing Chris Terry (103)... Was a healthy extra for: 7 games... **Longest point streak:** 2 games (11/2-11/4: 1g, 1a)... **Multi-point games:** 1 (10/14 vs. BUF: 1g, 1a).

## CAREER

Is in his eighth NHL season... Signed a one-year contract with Carolina on 7/7/15... Was ranked eighth among North American skaters by NHL Central Scouting heading into the 2008 NHL Entry Draft... Has represented Canada in a number of international competitions, debuting at the 2006 Under-18 Junior World Cup, when Canada won gold... Represented Canada at the 2007 Under-18 World Junior Championship and the eight-game Canada-Russia Super Series in 2007... Captured gold with Canada at the 2008 and 2009 World Junior Championships, serving as the team's alternate captain at the 2009 World Juniors... Was the youngest player on Team WHL at the 2006 ADT Canada-Russia Challenge, and played for Team WHL again at that event in 2007 and 2008... **2005-06:** Won the Carl Trentini Memorial Award as Lethbridge's Rookie of the Year after totaling 51 points (18g, 33a) in 64 games as a 16-year-old in the Western Hockey League (WHL)... **2006-07:** Ranked tied for second in the WHL in scoring with 91 points (31g, 60a) in 69 games as a 17-year-old for Lethbridge... Was named Lethbridge's team MVP and Most Popular Player as voted by the fans... **2007-08:** Ranked second among Lethbridge skaters in scoring with 72 points (33g, 39a), despite playing in just 61 of 72 games... Led the team with a plus-26 plus/minus rating... Ranked 15th in the WHL in goals with 33... Played in the 2008 Home Hardware CHL/NHL Top Prospects Game, netting two goals and earning Team White Player of the Game honors... Also placed second at that event's fastest skater competition... Led all WHL skaters in 2008 with 13 playoff goals as Lethbridge won three postseason series and the WHL's Eastern Conference title before falling to the Spokane Chiefs in the WHL final... **2008-09:** Started the season in the NHL with the Hurricanes, playing in two games before returning to his junior team... Made his NHL debut at LA (10/17), becoming the first Hurricanes player since Eric Staal in 2003 to make his NHL debut in his draft year... Had 57 points (28g, 29a) in 43 regular-season games with Lethbridge, and led the team with 13 points (7g, 6a) in 11 playoff contests... Shared the Harry Ingarfield Memorial Award as Lethbridge's team MVP and won the team's plus/minus award... Finished his junior career with 271 points (110g, 161a) in 237 career regular-season games, good for seventh on Lethbridge's all-time point list... Joined Albany at the end of his WHL season, earning one assist in two games... Made his AHL debut and earned his first professional point with an assist at Wilkes-Barre/Scranton (4/10)... **2009-10:** Established NHL highs in games played (31), assists (6) and points (9)... Had 36 points (15g, 21a) in 52 games on the AHL level with Albany... Scored his first professional goal and had two assists for Albany vs. Portland (10/9)... Earned his first NHL point with an assist on Gleason's goal at CBJ (11/7)... Beat Martin Brodeur with a backhanded shot for his first NHL goal vs. NJ (2/13)... Earned primary assists on each of Carolina's first

two goals vs. OTT (3/4) for his first NHL multi-point game... Skated in all eight of Albany's Calder Cup Playoff games, earning five points (2g, 3a)... Scored his first playoff points with a pair of assists at Wilkes-Barre/Scranton (4/18)... Netted the series-clinching goal at Wilkes-Barre/Scranton (4/19)... **2010-11:** Established his NHL career high in goals (4) and added three assists (7 points) in 23 games with the Hurricanes... Led Charlotte skaters in assists (43) and points (65) in 60 games on the AHL level... Ranked 13th in the AHL in points (65) and 17th in assists (43) despite spending significant time on the NHL level... Had a four-assist AHL game for Charlotte vs. Hershey (12/12)... Earned his first career NHL multi-goal effort with a pair of tallies — including the game-winner — at OTT (12/29)... Had his first professional hat trick with three goals for Charlotte at Wilkes-Barre/Scranton (1/23)... Was named the AHL's Player of the Week for 3/21-3/27, with five goals and five assists (10 points) in four games... Played in all 16 of Charlotte's Calder Cup Playoff games, and ranked tied for third on the team in scoring with nine points (3g, 6a)... **2011-12:** Skated in 16 games during two recalls to Carolina, totaling two assists... Had 44 points (21g, 23a) in 64 games with Charlotte on the AHL level, leading the Checkers in goals... **2012-13:** Split the year between Carolina, Pittsburgh and Nashville on the NHL level and Charlotte in the AHL... Totaled two points (1g, 1a) in 13 NHL games... Ranked second among Charlotte skaters in goals (23) and third in points (43)... Began the season with Charlotte, earning 32 points (16g, 16a) in 37 games prior to being recalled by Carolina... Earned points in six consecutive AHL games from 12/11-12/21... Made his NHL season debut for Carolina at FLA (1/19)... Was a healthy extra for four NHL games prior to being claimed on waivers by Pittsburgh on 1/31... Skated in seven games for the Penguins without earning a point... Claimed on waivers by Nashville on 3/5... Scored a goal in his Predators debut vs. EDM (3/8)... Earned an assist at VAN (3/14)... Claimed on waivers by Carolina on 3/21 and reassigned to Charlotte on 3/23... Had points in six of Charlotte's final seven regular-season games of the season... Led Checkers skaters in playoff goals (3) and points (6), appearing in all five of the team's Calder Cup playoff games... **2013-14:** Played in 11 games for Carolina, recording one goal, three assists and a (+2) rating... Played in 69 games for Charlotte (AHL)... Won the Willie Marshall Award as the top goal scorer in the AHL with a club-record 36 goals... Ranked second in the AHL in points (74), setting a Checkers record... Ranked second among Charlotte skaters in assists (38)... Won the AHL's Player of the Month award for March and was selected to the AHL's Second All-Star Team... Recorded three hat tricks for the Checkers, all after Jan. 24... Led the AHL in power-play goals (18), setting a team record.



# JUSTIN FAULK 27



Defenseman • Shoots Right

6'0" • 215 lbs.

3/20/92 • South St. Paul, MN

Acquired: 2010 NHL Entry Draft

2014-15 Team: Carolina

Drafted: Carolina 2010 (2-37-2)

## HIGHLIGHTS

### NHL FIRSTS:

**Game:** 10/7/11; 5-1 CAR L vs. TB

**Point:** 11/20/11; 3-2 CAR W vs. TOR (assist)

**Goal:** 12/9/11; 4-2 CAR L at WPG (Mason)

### NHL HIGHS:

**Goals:** 1-33x (Last: 3/28/15; 3-1 CAR W vs. NJ)

**Assists:** 3 (2/7/15; 5-4 CAR W at SJ)

**Points:** 3-4x (Last: 3/10/15; 4-3 CAR SO L vs. CBJ)

**Penalty Min:** 7 (3/2/13; 6-2 CAR W vs. FLA)

**Goal Streak:** 2-3x (Last: 1/27/15-1/30/15: 2g)

**Assist Streak:** 3 games-3x (Last: 4/10/14-4/13/14: 4a)

**Point Streak:** 3 games-2x (Last: 2/24/15-2/28/15: 2g, 2a)

## CAREER STATS

YEAR	TEAM	LEAGUE	REGULAR SEASON					PLAYOFFS				
			GP	G	A	TP	PIM	GP	G	A	TP	PIM
2007-08	South St. Paul	High-MN	26	6	15	21	32	—	—	—	—	—
2008-09	USNTDP	NAHL	38	3	9	12	20	9	3	3	6	6
	USNTDP	U-17	17	7	9	16	35	—	—	—	—	—
	USNTDP	U-18	1	0	0	0	0	—	—	—	—	—
2009-10 (a)	USNTDP	USHL	21	9	3	12	46	—	—	—	—	—
	USNTDP	U-18	39	12	9	21	20	—	—	—	—	—
2010-11 (b)	Minnesota-Duluth	WCHA	39	8	25	33	47	—	—	—	—	—
	Charlotte	AHL	—	—	—	—	—	13	0	2	2	2
2011-12	Carolina	NHL	66	8	14	22	29	—	—	—	—	—
	Charlotte	AHL	12	2	4	6	11	—	—	—	—	—
2012-13	Carolina	NHL	38	5	10	15	15	—	—	—	—	—
	Charlotte	AHL	31	5	19	24	16	—	—	—	—	—
2013-14	Carolina	NHL	76	5	27	32	37	—	—	—	—	—
2014-15	Carolina	NHL	82	15	34	49	30	—	—	—	—	—
Hurricanes/NHL Totals (4 seasons)			262	33	85	118	111	—	—	—	—	—

(a) June 23, 2010—Selected by the Carolina Hurricanes in the 2010 NHL Entry Draft. Second Hurricanes pick, 37th overall, second round.

(b) April 15, 2011—Signed a three-year, entry-level contract with the Carolina Hurricanes.

## VS. NHL

CLUB	GP	G	A	PTS	PIM
ANA	6	0	1	1	2
ARI	5	0	3	3	6
BOS	9	1	2	3	2
BUF	11	2	4	6	2
CGY	5	1	2	3	2
CAR	0	0	0	0	0
CHI	4	0	0	0	2
COL	5	0	0	0	4
CBJ	9	3	4	7	4
DAL	4	1	2	3	4
DET	7	0	5	5	4
EDM	5	0	4	4	2
FLA	16	2	4	6	7
LA	5	0	0	0	0
MIN	5	0	2	2	0
MTL	11	0	4	4	6
NSH	6	2	2	4	0
NJ	12	3	3	6	10
NYI	15	1	3	4	2
NYR	12	0	3	3	10
OTT	12	2	5	7	2
PHI	14	2	6	8	0
PIT	14	2	4	6	0
STL	5	1	1	2	6
SJ	4	1	3	4	0
TB	15	3	3	6	4
TOR	12	3	7	10	9
VAN	5	0	1	1	0
WSH	18	2	6	8	15
WPG	11	1	1	2	6

## PERSONAL

Justin spends his summers in Minneapolis... He sponsors the Canes' "True Defenders" program along with John-Michael Liles and James Wisniewski, hosting military members and their families at games throughout the season... Justin started playing hockey at the age of 6 in South St. Paul, MN, and his mom was the biggest influence on his career... His favorite player growing up was Peter Forsberg... His favorite TV show is Suits, favorite movie is 21 Jump Street, favorite musical artist is Eric Church and favorite book is Lone Survivor... Justin's first job was assisting his uncle with landscaping... His biggest game-day habit is his nap... His favorite food is steak and favorite restaurant is Manny's Steakhouse in Minneapolis... His favorite vacation spot is Jamaica and

favorite place in the Triangle is downtown Raleigh... Justin is on Twitter and his username is @JustinFaulk27... His favorite website is yahoo.com and favorite video game is Call of Duty... His favorite sport outside of hockey is fishing and the person he would most like to meet is Tiger Woods... Justin is a fan of the Minnesota Twins... His most memorable hockey moments were winning the national championship with Minnesota-Duluth in 2011, playing his first NHL game and playing in the Olympics... His favorite former teammate is Adam Wilcox... Justin wears No. 27 because it was his number in high school, and he's always tried to wear it when possible... His favorite road city is New York, favorite road arena is Madison Square Garden and favorite team to play against is Pittsburgh.



## 2014-15 SEASON

Completed his fourth NHL season with Carolina... Established career highs in goals (15), assists (34), points (49) and games played (82)... Was one of two Hurricanes to play in all 82 games... Participated in his first NHL All-Star Game... Was selected as the Hurricanes' Most Valuable Player by Professional Hockey Writers' Association... Led all Hurricanes in assists (34) and time on ice (24:25 per game) and ranked second in points (49)... Also led the team and was tied for first among NHL defensemen in shorthanded goals (2)... Finished the season ranked in the top 20 among NHL blueliners in points (12th, 49), goals (T-6th, 15), game-winning goals (T-3rd, 4), power-play goals (T-3rd, 7), power-play points (T-12th, 20), shorthanded points (T-6th, 2) and shots (4th, 238)... Earned the most points in a season by a Hurricanes defenseman since relocation (Joni Pitkanen-46, 2009-10)... Became only the second defenseman since the team's relocation in 1997 to score 15 or more goals in a season... Led the team and ranked second among NHL defenseman with 70 takeaways... Ranked second on the team in blocked shots (114) and first among defenseman in hits (157)... Recorded

his first multi-point game of the season vs. ARI (11/1)... Matched his career high with three points (1g, 2a) and netted the game winner vs. CGY (11/10)... Skated in his 200th Hurricanes game at COL (11/22)... Ranked second among NHL defensemen in scoring in November with 13 points (3g, 10a)... Scored goals in back-to-back games (12/8-12/11)... Scored a goal and earned an assist at OTT (1/17)... Recorded two assists in 18:54 of ice time during the All-Star Game in Columbus (1/25)... Recorded a career-high three assists at SJ (2/7)... Earned three points (1g, 2a) in the first period vs. CBJ (3/10), marking the first time a defenseman recorded three points in the first period for the franchise since Brad Shaw (3/21/90)... Skated a career-high 29:57 and scored a goal at CBJ (3/15)... **Longest point streak:** 3 games (2/24-2/28: 2g, 2a)... **Longest goal streak:** 2 games (12/8-12/11: 2g, 0a; 1/27-1/30: 2g, 1a)... **Longest assist streak:** 2 games (11/8-11/10: 1g, 4a; 12/18-12/20: 1g, 2a; 2/14-2/16: 0g, 3a; 2/24-2/27: 1g, 2a; 3/8-3/10: 1g, 3a)... **Multi-assist games:** 7 (last: 2/14 at MIN: 0g, 2a)... **Multi-point games:** 12 (last: 3/10 vs. CBJ: 1g, 2a).

## CAREER

Is in his fifth NHL season with the Hurricanes... Signed a six-year contract extension with the Hurricanes on 3/24/14 that goes through the 2019-20 season... Played one season at the University of Minnesota-Duluth, helping the Bulldogs capture the NCAA National Championship... His international experience began with the 2007 U-17 Five Nations Tournament in Prievidza, where he led American defensemen with three points (1g, 2a) in four games... Played in three international tournaments during the 2008-09 season, including the 2009 Vlad Dzurilla U-18 Tournament in Piestany, Slovakia, the 2009 World U-17 Hockey Challenge in Port Alberni, B.C., and the 2008 U-17 Four Nations Cup in Monthey, Switzerland... Led the U.S. with two goals and three points at the Four Nations Cup... In 2009-10, scored the game-winning goal against Sweden in the gold medal game of the 2010 IIHF World U-18 Championship in Belarus... Finished that tournament with four points (1g, 3a) and a plus-7 rating... Also participated in the 2010 U-18 Six Nations Cup in Belarus and the 2009 U-18 Four Nations Cup in Finland... Was second among American defensemen in scoring (4 points) at the 2011 IIHF World Junior Championship in Buffalo, helping the U.S. capture the bronze medal... Played for the U.S. at the 2012 IIHF World Championships, leading all American defensemen in goals (4) and points (4) and ranking first on the team in plus/minus (+9) during the tournament... Led American defensemen in assists (6) and points (6) at the 2013 IIHF World Championship as the U.S. captured the bronze medal... Represented the U.S. at the 2014 Winter Olympic Games in Sochi, Russia, appearing in two games... Also played for the United States at the 2015 IIHF World Championship... **2007-08:** Played high school hockey for South St. Paul (MN) High School, earning honorable mention all-conference honors after notching six goals and 15 assists (21 points) in 26 games as a sophomore... **2008-09:** Completed his first season with the U.S. National Team Development Program, competing against North American Hockey League (NAHL) and international opponents... **2009-10:** Competed with the U-18 team in the United States Hockey League (USHL) and against Division I and Division III college opponents and international teams... Set the record for goals scored by a defenseman at USA Hockey's NTDP (21)... Led USNTDP defensemen in power-play goals (14)... **2010-11:** Led Minnesota-Duluth defensemen in goals (8), assists (25) and points (33), helping the Bulldogs capture the national championship... Led all NCAA rookie defensemen in scoring, and set a school record for scoring by a UMD rookie blueliner... Ranked tied for

sixth among all NCAA defensemen in scoring and eighth in points per game (0.85)... Selected to the All-WCHA Third Team and All-Rookie Team... Also chosen to the College Hockey News All-Rookie Team... Had three assists in UMD's NCAA semifinal victory vs. Notre Dame... Skated in 13 Calder Cup Playoff games with Charlotte (AHL), earning two assists... Made his professional debut with the Checkers in Game 4 of the East Division Semifinal vs. Hershey (4/20)... Earned his first pro point with an assist in Game 5 vs. Hershey (4/22)... **2011-12:** Completed his first NHL season, totaling eight goals and 14 assists (22 points) in 66 games played... Also skated in 12 games on the American Hockey League (AHL) level with Charlotte, notching two goals and four assists (6 points)... Was named to the NHL's All-Rookie Team... Led all Hurricanes skaters in average ice time per game (22:50)... Ranked first among NHL rookie defensemen in ice time per game (22:50) and power-play goals (5)... Was tied for first among rookie defensemen in goals (8) and second in points (22)... Made his NHL and Hurricanes debut vs. TB (10/7)... Recorded his first career NHL point with an assist on Jussi Jokinen's power-play goal vs. TOR (11/20)... Scored his first NHL/Hurricanes goal at WPG (12/9), beating Chris Mason... Scored a power-play goal and registered his first NHL fighting major vs. WSH (2/20)... Scored the game-winning goal in overtime at WSH (3/6), his first career OT goal... **2012-13:** Totaled five goals and 10 assists (15 points) in 38 games played and was named the team's Most Valuable Player by the Carolina chapter of the Professional Hockey Writers Association... Led the Hurricanes in average ice time per game (24:00)... Was first among team defensemen in takeaways (24), third in hits (63) and fourth in blocked shots (47)... Played for Charlotte (AHL) during the NHL work stoppage, totaling five goals and 19 assists (24 points) in 31 games... Scored his first NHL shorthanded goal vs. BUF (1/24)... Earned his first career NHL multi-point game with two assists at NJ (2/12)... Played his 100th NHL/Hurricanes game and scored a goal vs. PHI (4/20)... **2013-14:** Was third on the team in assists (27) and sixth in points (32)... Ranked second on the team in time on ice per game (23:24) and third in blocked shots (102)... Led team defensemen with a career-high 152 shots... Recorded a season-high four-game point streak (11/24-12/1: 1g, 4a), tying his career high... Established a career high with three points (1g, 2a) at NSH (12/5)... Skated a season-high 29:23 of ice time at TB (12/21)... Scored the game-winning goal and added an assist vs. DAL (4/3).



# NATHAN GERBE 14



Left Wing • Shoots Left

5'5" • 178 lbs.

7/24/87 • Oxford, MI

Acquired: 7/26/13, Signed as a free agent

2014-15 Team: Carolina

Drafted: Buffalo 2005 (5-142-5)

## HIGHLIGHTS

### NHL FIRSTS:

**Game:** 12/6/08; 4-3 BUF W at TB

**Point:** 12/13/08; 4-2 BUF W at NJ (assist)

**Goal:** 12/9/09; 3-0 BUF W vs. WSH (Theodore)

**Shootout Stats:** 11 attempts, 4 goals (36.4%),  
3 game-deciding goals

### NHL HIGHS:

**Goals:** 2-4x (Last: 2/28/13; 4-3 BUF SO W at FLA)

**Assists:** 2-5x (Last: 12/18/14; 4-1 CAR W vs. TOR)

**Points:** 3 (1/25/14; 6-3 CAR W vs. OTT)

**Penalty Min:** 4-10x (Last: 3/14/15; 2-0 CAR L vs. FLA)

**Goal Streak:** 3 games-2x (Last: 3/19/11-3/22/11: 4g)

**Assist Streak:** 3 games (2/16/12-2/19/12: 3a)

**Point Streak:** 4 games (10/8/13-10/13/13: 2g, 2a)

## CAREER STATS

YEAR	TEAM	LEAGUE	REGULAR SEASON					PLAYOFFS				
			GP	G	A	TP	PIM	GP	G	A	TP	PIM
2002-03	River City	USHL	25	3	3	6	49	7	1	1	2	2
2003-04	USNTDP	U-17	32	14	12	26	66	—	—	—	—	—
	USNTDP	NAHL	26	11	7	18	87	—	—	—	—	—
2004-05 (a)	USNTDP	U-18	26	6	11	17	48	—	—	—	—	—
	USNTDP	NAHL	12	7	5	12	25	—	—	—	—	—
2005-06	Boston College	H-East	39	11	7	18	75	—	—	—	—	—
2006-07	Boston College	H-East	41	25	22	47	76	—	—	—	—	—
2007-08	Boston College	H-East	43	35	33	68	65	—	—	—	—	—
2008-09	Buffalo	NHL	10	0	1	1	4	—	—	—	—	—
	Portland	AHL	57	30	26	56	63	5	0	0	0	4
2009-10	Buffalo	NHL	10	2	3	5	4	2	1	1	2	0
	Portland	AHL	44	11	27	38	46	4	1	1	2	4
2010-11	Buffalo	NHL	64	16	15	31	34	7	2	0	2	18
2011-12	Buffalo	NHL	62	6	19	25	32	—	—	—	—	—
2012-13	Buffalo	NHL	42	5	5	10	14	—	—	—	—	—
2013-14 (b)	Carolina	NHL	81	16	15	31	36	—	—	—	—	—
2014-15	Carolina	NHL	78	10	18	28	34	—	—	—	—	—
Hurricanes Totals (2 seasons)			159	26	33	59	70	—	—	—	—	—
NHL Totals (7 seasons)			347	55	76	131	158	9	3	1	4	18

(a) July 30, 2005—Selected by the Buffalo Sabres in the 2005 NHL Entry Draft. Fifth Sabres pick, 142nd overall, fifth round.

(b) July 26, 2013—Signed by the Carolina Hurricanes as a free agent.

## VS. NHL

CLUB	GP	G	A	PTS	PIM
ANA	7	1	1	2	0
ARI	5	1	3	4	0
BOS	22	2	5	7	6
BUF	6	1	1	2	0
CGY	5	1	0	1	0
CAR	12	1	1	2	8
CHI	7	0	1	1	0
COL	4	1	2	3	0
CBJ	13	1	4	5	4
DAL	5	0	1	1	2
DET	9	2	0	2	0
EDM	5	1	3	4	4
FLA	15	4	1	5	14
LA	6	0	6	6	2
MIN	5	0	0	0	2
MTL	20	2	2	4	14
NSH	5	1	0	1	6
NJ	19	2	5	7	0
NYI	19	7	5	12	8
NYR	17	2	1	3	4
OTT	21	5	7	12	12
PHI	19	4	3	7	8
PIT	18	5	5	10	18
STL	6	2	1	3	0
SJ	7	0	3	3	0
TB	17	2	1	3	12
TOR	18	1	3	4	16
VAN	4	1	1	2	0
WSH	17	4	4	8	4
WPG	14	1	6	7	14

## PERSONAL

Nathan and his wife, Brennan, were married during the summer of 2014... They welcomed their first child, a daughter named Blake Lynn Leilani Gerbe, on 5/25/15... They also have two Bernese Mountain dogs, named Johnny Cash and Tuxedo... Nathan started playing hockey at age 8 and his first youth team was Detroit Honeybaked... His family was the biggest influence on his career and the best advice he ever received was to "play every game like it is your last"... His favorite team growing up was Detroit and his favorite player was Steve Yzerman... Nathan's first job was in underground construction... His favorite television show is Modern Family, favorite actor is Hugh Jackman and favorite actress is Angelina Jolie... His biggest game day habit is meditation...

His favorite musical artists are Keith Urban and Zac Brown Band... His Twitter handle is @NathanGerbe14... His favorite book is Man's Search for Meaning by Viktor Frankl... Nathan's favorite sport outside of hockey is football, his favorite team is New England and the person he would most like to meet is Tom Brady... He enjoys hanging out with his family when he is away from the rink... His favorite vacation spot is Traverse City, MI, favorite foods are steak and Italian and favorite holiday is Christmas... His favorite former teammate is Mike Grier, favorite road city is Boston and favorite road arena is the United Center in Chicago... Nathan's most memorable hockey moment was winning the national championship with Boston College.



## 2014-15 SEASON

Completed his seventh NHL season and second with Carolina... Established a career high with 235 shots on goal, tied for third on the team with Jeff Skinner... Scored 10 goals and earned 18 assists (28 points) in 78 games played... Ranked sixth on the team with 28 points... Named Carolina's nominee for the Bill Masterton Trophy... Left the game at NYR (10/16) with a lower-body injury and missed the following four games (10/21-10/28) with the injury... Recorded an assist and six shots vs. LA (11/2)... Skated in his 100th Hurricanes game vs. PIT (11/29)... Earned two assists vs. TOR (12/18)...

Appeared in his 300th NHL game and recorded an assist at TB (12/27)... Notched a goal and an assist at OTT (1/17)... Scored a goal and added an assist at OTT (2/16)... Netted a goal and fired eight shots vs. WSH (2/27)... Scored a goal and recorded seven shots vs. BOS (3/29)... Games missed due to injury: 4 (Lower-body: 10/21-10/28)... **Multi-point games:** 3 (12/18 vs. TOR: 0g, 2a; 1/17 at OTT: 1g, 1a; 2/16 at OTT: 1g, 1a)... **Longest point streak:** 3 games (11/18-11/22: 1g, 2a; 2/27-3/2: 1g, 2a).

## CAREER

Is in his eighth NHL season and third with the Hurricanes... Signed a two-year contract with Carolina on June 24, 2014... Has represented the United States in international competition including the 2004 and 2005 U18 World Junior Championships and the 2006 and 2007 World Junior Championships... Averaged more than a point a game (1.08) in three seasons of collegiate hockey at Boston College, totaling 133 points (71g, 62a) in 123 games... Helped the Eagles reach the championship game three consecutive seasons, winning the NCAA title in 2008... **2003-05:** Spent two seasons with the United States National Team Development Program in Ann Arbor, MI... **2005-06:** Registered 11 goals and seven assists (18 points) in 39 games during his freshman season at Boston College... **2006-07:** Was named to the Hockey East Second All-Star Team after totaling 25 goals and 22 assists (47 points) in 41 games for the Eagles... Led Hockey East skaters and ranked sixth nationally in goals... Was named to the NCAA Championship All-Tournament Team after helping Boston College reach the final before falling to Michigan State... **2007-08:** Led the nation in goals (35) and points (68), in 43 games played for Boston College... Named USA Hockey's National College Player of the Year and a finalist for the Hobey Baker Award... Named Most Outstanding Player of the NCAA Tournament after leading the Eagles to the 2008 NCAA Championship... Scored eight points (5g, 3a) in two games at the Frozen Four, including two goals vs. Notre Dame in the title game... Tied the record for goals in a single NCAA tournament with seven... His five goals in the Frozen Four ranks fourth all-time... Earned points in 30 of 43 games during his junior season, including a career-best five points (4g, 1a) at Harvard (12/12)... Also had five four-point games during the season... **2008-09:** Completed his first professional season, spending most of the year in the American Hockey League (AHL) with Portland... Appeared in 10 NHL games with the Sabres, earning one assist... Netted 30 goals and added 26 assists (56 points) in 57 AHL games... Honored with the Dudley (Red) Garrett Memorial Award as the AHL's rookie of the year... Also named to the AHL All-Rookie Team and PlanetUSA for the 2009 AHL All-Star Game... Made his NHL debut at TB (12/6)... Earned his first NHL point with an assist at NJ (12/13)... Missed six games due to an upper-body injury (12/17-12/27)... Played five Calder Cup Playoff games for Portland, as the Pirates fell to Providence in the opening round... **2009-10:** Appeared in 10 NHL games during two separate NHL recalls with Buffalo, totaling five points (2g, 3a)... Netted his first NHL goal vs. WSH (12/9)... Scored his first NHL game-winning goal vs. FLA (3/31)... Missed eight NHL games with a groin injury... Also played 44 AHL games for Portland, earning 38 points

(11g, 27a)... Had his second AHL four-point game with a goal and three assists vs. Hartford (10/16)... Played his 100th AHL game at Providence (3/26)... Appeared in the Stanley Cup playoffs for the first time, earning two points (1g, 1a) in two games... Recorded his first career playoff point with an assist in his Stanley Cup playoff debut in Game 5 vs. BOS (4/23)... Netted his first NHL playoff goal in Game 6 at BOS (4/26)... **2010-11:** Established NHL career highs in games played (64), goals (16), assists (15) and points (31)... Buffalo was 10-1-2 when he scored a goal, 19-2-4 when he earned a point and 5-1-0 when he had multiple points... Scored two goals just five seconds apart vs. NYI (1/21), setting a Buffalo franchise record and falling just one second shy of the NHL record... Had two three-game goal streaks (1/20-1/23; 3/19-3/22)... Missed eight games due to injury (fractured jaw: 10/30-11/15)... Appeared in all seven Stanley Cup playoff games as the Sabres fell to the Flyers in the first round... Led Buffalo with 18 penalty minutes and ranked tied for second on the team in hits (20)... Netted his second career playoff goal and had three hits in Game 3 vs. PHI (4/18)... Tied for the team lead with five hits in Game 5 at PHI (4/22)... Scored a goal in Game 6 vs. PHI (4/24)... **2011-12:** Recorded six goals and 19 assists (25 points) in 62 games for the Sabres... Matched his career best with three-game point streaks twice (11/4-11/8; 2/16-2/19)... Scored the game-deciding goal in the shootout at NJ (1/24) and vs. DAL (2/10)... Appeared in his 100th NHL game at BOS (11/12)... Registered a season-high eight hits vs. BOS (11/23)... Scored the game-winning goal and earned an assist vs. EDM (1/3)... **2012-13:** Totaled 10 points (5g, 5a) in 42 games with Buffalo... Averaged 12:30 of ice time per game... Netted his first two goals of the season at FLA (2/28), matching his career single-game high... Scored his first career shorthanded goal at NYR (3/3)... Scored his third career shootout-deciding goal and registered an assist vs. NJD (4/7)... Missed two games (1/20-1/21) with a back injury... **2013-14:** Set career highs in power-play goals (3) and shots (221), and matched career highs in goals (16) and points (31)... Was tied for fourth on the team in goals (16) and seventh in assists (15) and points (31)... Ranked third on the team in shots... Made his Hurricanes debut and notched his first Hurricanes goal vs. DET (10/4)... Extended his point streak to a career-high four games with an assist vs. PHX (10/13)... Scored his third goal of the season in his 200th NHL game vs. PIT (10/28)... Set a career high with three points (1g, 2a) vs. OTT (1/25)... Earned his 100th NHL point with a shorthanded goal at NJ (3/8)... Games missed due to injury: 1.





# RON HAINSEY 65



Defenseman • Shoots Left

Acquired: 9/12/13, Signed as a free agent

6'3" • 210 lbs.

2014-15 Team: Carolina

3/24/81 • Bolton, CT

Drafted: Montreal 2000 (1-13-1)

## HIGHLIGHTS

### NHL FIRSTS:

**Game:** 10/11/02; 4-1 MTL W at NYR

**Point:** 10/9/03; 5-2 MTL L at OTT (goal)

**Goal:** 10/9/03; 5-2 MTL L at OTT (Lalime)

### NHL HIGHS:

**Goals:** 2 (12/2/08; 5-4 ATL L at MTL)

**Assists:** 2-15x (Last: 2/26/13; 4-3 WPG W at NYR)

**Points:** 3-3x (Last: 3/21/10; 3-1 ATL W at PHI)

**Penalty Min:** 17-2x (Last: 2/27/14; 4-1 CAR L at DAL)

**Goal Streak:** 2 games-2x (Last: 10/15/13-10/17/13: 2g)

**Assist Streak:** 5 games (11/16/07-11/24/07: 6a)

**Point Streak:** 6 games (11/16/07-11/26/07: 1g, 6a)

## CAREER STATS

YEAR	TEAM	LEAGUE	REGULAR SEASON					PLAYOFFS				
			GP	G	A	TP	PIM	GP	G	A	TP	PIM
1997-98	USNTDP	U-17	18	2	7	9	28	—	—	—	—	—
	USNTDP	USHL	3	0	0	0	0	—	—	—	—	—
	USNTDP	NAHL	40	4	7	11	16	5	0	1	1	0
1998-99	USNTDP	USHL	48	5	12	17	45	—	—	—	—	—
1999-00 (a)	UMass-Lowell	HE	30	3	8	11	20	—	—	—	—	—
2000-01	UMass-Lowell	HE	33	10	26	36	51	—	—	—	—	—
	Quebec	AHL	4	1	0	1	0	1	0	0	0	0
2001-02	Quebec	AHL	63	7	24	31	26	3	0	0	0	0
2002-03	Montreal	NHL	21	0	0	0	2	—	—	—	—	—
	Hamilton	AHL	33	2	11	13	26	23	1	10	11	20
2003-04	Montreal	NHL	11	1	1	2	4	—	—	—	—	—
	Hamilton	AHL	54	7	24	31	35	10	0	5	5	6
2004-05	Hamilton	AHL	68	9	14	23	45	4	1	1	2	0
2005-06 (b)	Hamilton	AHL	22	3	14	17	19	—	—	—	—	—
	Columbus	NHL	55	2	15	17	43	—	—	—	—	—
2006-07	Columbus	NHL	80	9	25	34	69	—	—	—	—	—
2007-08	Columbus	NHL	78	8	24	32	25	—	—	—	—	—
2008-09 (c)	Atlanta	NHL	81	6	33	39	32	—	—	—	—	—
2009-10	Atlanta	NHL	80	5	21	26	39	—	—	—	—	—
2010-11	Atlanta	NHL	82	3	16	19	24	—	—	—	—	—
2011-12	Winnipeg	NHL	56	0	10	10	23	—	—	—	—	—
2012-13	Winnipeg	NHL	47	0	13	13	10	—	—	—	—	—
2013-14 (d)	Carolina	NHL	82	4	11	15	45	—	—	—	—	—
2014-15	Carolina	NHL	81	2	8	10	16	—	—	—	—	—
Hurricanes Totals (2 seasons)			163	6	19	25	61	—	—	—	—	—
NHL Totals (12 seasons)			754	40	177	217	332	—	—	—	—	—

(a) June 24, 2000—Selected by the Montreal Canadiens in the 2000 NHL Entry Draft. First Canadiens pick, 13th overall, first round.

(b) Nov. 29, 2005—Claimed by the Columbus Blue Jackets on waivers from the Montreal Canadiens.

(c) July 2, 2008—Signed by the Atlanta Thrashers as a free agent.

(d) Sept. 12, 2013—Signed by the Carolina Hurricanes as a free agent.

## PERSONAL

Ron and his wife, Hayley, have three children: Alexa, Jaxon and Melana... They spend their summers in the Northeast and have two dogs... Ron started playing hockey at age 3 and his first youth team was in the Eastern Connecticut Hockey Organization... His parents were the biggest influence on his career... He was a fan of the Hartford Whalers growing up and his favorite players were Ray Bourque and Brian Leetch... His

favorite television shows are The Newsroom and Ray Donovan and his favorite movie is Goodfellas... Ron's first job was in construction... His favorite musical artists are Pearl Jam and Bruce Springsteen... He eats the same meal every game day: salad, pasta and chicken... His favorite thing to do away from the rink is golf and his favorite team outside of hockey is the New York Yankees... His favorite road arena is Madison Square Garden.

## VS. NHL

CLUB	GP	G	A	PTS	PIM
ANA	19	1	8	9	25
ARI	19	0	5	5	18
BOS	26	0	3	3	10
BUF	29	0	7	7	4
CGY	19	1	3	4	2
CAR	28	1	8	9	10
CHI	30	2	11	13	15
COL	20	0	3	3	10
CBJ	14	1	3	4	4
DAL	18	0	1	1	21
DET	31	5	7	12	18
EDM	19	1	8	9	20
FLA	36	0	7	7	9
LA	17	1	6	7	8
MIN	19	2	3	5	2
MTL	26	2	9	11	10
NSH	32	2	5	7	8
NJ	28	4	6	10	10
NYI	30	0	5	5	8
NYR	30	1	8	9	8
OTT	26	3	10	13	12
PHI	29	2	11	13	10
PIT	31	0	2	2	22
STL	32	4	8	12	13
SJ	18	0	4	4	6
TB	33	2	6	8	19
TOR	29	2	8	10	10
VAN	20	2	6	8	6
WSH	39	1	5	6	12
WPG	7	0	1	1	2



## 2014-15 SEASON

Completed his 12th NHL season and second with Carolina... Totaled two goals and eight assists (10 points) in 81 games played... Led the team with 120 blocked shots... Ranked fourth among defensemen with 110 hits... Ranked third on the team in time on ice per game (21:05)... Recorded his first point of the season with an assist and was (+2) at CBJ (11/4)... Skated in his 100th Hurricanes game at LA (11/20)... Recorded

an assist vs. NJ (12/8)... Appeared in his 700th NHL game at TB (12/11)... Earned an assist and was (+1) in 20:17 of ice time vs. TOR (12/18)... Scored a goal and skated a season-high 28:00 at NJ (12/23)... Was a season-high (+3) in 26:07 of ice time at STL (1/10)... Matched his season high with a (+3) at TOR (1/19)... Scored a goal and was (+1) in 26:11 of ice time at CBJ (3/15)... Was a healthy extra for: 1 game.

## CAREER

Is in his 13th NHL season and third with the Hurricanes... Signed a two-year contract with Carolina on 6/24/14... Has represented the United States at four international tournaments: the 2009 IIHF World Championship, 2000 and 2001 World Junior Championships and 1999 Under-18 World Junior Championships... **1997-99:** Earned 45 points (11g, 34a) in 114 games during two seasons with the United States National Team Development Program (USNTDP)... **1999-00:** Completed his freshman season with UMass-Lowell... Was selected to the Hockey East All-Rookie Team after totaling 11 points (3g, 8a) in 30 games... **2000-01:** Tallied 36 points (10g, 26a) in 33 games during his sophomore campaign with UMass-Lowell... Led all Hockey East defensemen and ranked in the top five among all NCAA defensemen in scoring... Named an NCAA Second Team All-American and Hockey East First All-Star... Completed his collegiate career with 47 points (13g, 34a) in 63 career games... Made his professional debut, playing in four games with the American Hockey League's Quebec Citadelles, and netting his first professional goal... **2001-02:** Totaled 31 points (7g, 24a) in 63 games during his first full professional season with Quebec (AHL)... Played for PlanetUSA at the AHL All-Star Classic, recording three assists during the game... Selected to the AHL's All-Rookie Team... **2002-03:** Appeared in his first NHL season, registering two penalty minutes in 21 games with Montreal... Made his NHL debut at NYR (10/11)... Finished the season with Hamilton (AHL), totaling 13 points (2g, 11a) in 33 games... Had 11 points (1g, 10a) in 23 post-season contests with the Bulldogs, as Hamilton advanced to the Calder Cup Final before falling to Houston... **2003-04:** Appeared in 11 NHL games with Montreal, earning two points (1g, 1a)... Beat Patrick Lalime for his first career NHL goal vs. OTT (10/9)... Earned his first NHL assist vs. CBJ (11/11)... Also played 54 games with Hamilton (AHL), earning 31 points (7g, 24a)... **2004-05:** Saw action in 68 games with Hamilton (AHL), recording 23 points (9g, 14a) and 51 penalty minutes... Appeared in his 200th career AHL game vs. Manitoba (2/26)... **2005-06:** Split the season between Hamilton (AHL) and Columbus (NHL)... Began the season with Hamilton, totaling 17 points (3g, 14a) in 22 games... Earned his 100th career AHL point in his first game of the season (10/14)... Claimed on waivers by the Columbus Blue Jackets on 11/29 and totaled 17 points (2g, 15a) in 55 games with the Blue Jackets... Earned his first point with Columbus at STL (12/1)... Had his first-career multiple-point game with two assists vs. CHI (12/26)... Scored his first goal as a Blue Jacket vs. MIN (1/27)... **2006-07:** Set his single-season, career high in goals (9), appearing in 80 games with the Blue Jackets... Led team defensemen in points, was second on the team in power-play goals (7) and ranked third in time on ice (22:53)... His 34 points ranked as the second-highest total by a defenseman in Blue Jackets history... Had a career-high 17 penalty minutes vs. ANA (4/7)... **2007-08:** Earned 32 points (8g,

24a) in 78 games with Columbus... Led team defensemen in goals, assists, points and power-play goals (8)... Ranked tied for sixth among NHL defensemen in power-play goals... Was fourth among all Blue Jackets skaters in assists and points... Was second on the team in power-play goals and average time on ice (22:23)... Established career-highs in power-play goals and shots on goal (161)... Tallied the 50th assist of his NHL career vs. FLA (11/21)... Had a career-high, six-game point streak from 11/16-11/26 (1g, 6a), which also included a career-high, five-game assist streak (11/16-11/24: 6a)... Appeared in his 200th NHL game, vs. LA (12/21)... **2008-09:** Established career highs in assists (33) and points (39) in 81 games during his first season with the Atlanta Thrashers... Led Thrashers defensemen in points and assists, and ranked second in goals... Recorded two points (1g, 1a) and led the team with 23:53 of ice time in his Atlanta debut vs. WSH (10/10)... Scored a career-high two goals and matched his career high with three points, including his 100th NHL point, at MTL (12/2)... Appeared in his 300th career game at TB (2/10)... **2009-10:** Ranked third among Thrashers defensemen with 26 points (5g, 21a) in 80 games played... Was also third among team blueliners in assists... Led Atlanta with 148 blocked shots... Earned the 100th assist of his career vs. WSH (10/29)... Appeared in his 400th career NHL game, vs. NYR (3/12)... Earned eight points (2g, 6a) over an eight-game stretch from 3/12-3/25... Matched his career high with three points (1g, 2a) at PHI (3/21)... Skated a career-high 30:19 of ice time at PIT (4/3)... **2010-11:** Led Atlanta and ranked tied for 10th in the NHL with 171 blocked shots, appearing in 81 games for the Thrashers... Recorded his first point of the season (assist) in 6-4 victory at NYR (10/27)... Scored his first goal of the season, added an assist and was (+4) vs. NJ (12/18)... Scored his first career overtime, game-winning goal vs. TOR (2/27), and found the net again in overtime at PHI (3/12)... **2011-12:** Tallied 10 points (10a) in 56 games for the Winnipeg Jets... Made his Jets debut vs. MTL (10/9)... Recorded two assists and led Jets in ice time (22:50) at CHI (10/13)... Did not dress at TOR (10/19), ending his games-played streak at a career-high 157 games... Returned from injury and logged 23:34 of ice time at WSH (11/23)... Played in his 500th NHL game at COL (12/27)... **2012-13:** Totaled 13 assists in 47 games for the Winnipeg Jets... Led Winnipeg skaters in blocked shots (123) and ranked second among team defensemen in assists... Appeared in his 300th game with the Jets franchise vs. OTT (1/19)... **2013-14:** Was one of two Hurricanes to play in all 82 games... Ranked second on the team in blocked shots with 124... Was third on the team in time on ice per game (21:26)... Made his Hurricanes debut vs. DET (10/4)... Scored his first Hurricanes goal and first goal since March 12, 2011, a span of 122 games, vs. CHI (10/15)... Earned his 200th NHL point at NSH (12/5).





# MICHAL JORDAN 47



**Defenseman • Shoots Left**  
**6'1" • 195 lbs.**  
**7/17/90 • Zlin, Czech Republic**

**Acquired: 2008 NHL Entry Draft**  
**2014-15 Teams: Carolina (NHL), Charlotte (AHL)**  
**Drafted: Carolina 2008 (3-105-4)**

## HIGHLIGHTS

### NHL FIRSTS:

**Game:** 2/14/13; 3-1 W vs. TOR  
**Point:** 2/14/15; 6-3 L at MIN (assist)  
**Goal:** 2/16/15; 6-3 W at OTT (Hammond)

### NHL HIGHS:

**Goals:** 1-2x (Last: 2/28/15; 5-3 W at NYI)  
**Assists:** 1-4x (Last: 3/12/15; 5-3 L vs. DAL)  
**Points:** 2 (2/16/15; 6-3 W at OTT)  
**Penalty Min:** 2-3x (Last: 4/7/15; 3-2 L at DET)  
**Goal Streak:** None  
**Assist Streak:** 2 games (2/14/15-2/16-15)  
**Point Streak:** 2 games (2/14/15-2/16-15)

## CAREER STATS

			REGULAR SEASON					PLAYOFFS				
YEAR	TEAM	LEAGUE	GP	G	A	TP	PIM	GP	G	A	TP	PIM
2006-07	Zlin Jr.	Czech Jr.	40	7	11	18	20	12	1	5	6	12
2007-08 (a)	Windsor	OHL	22	1	5	6	12	—	—	—	—	—
	Plymouth	OHL	39	5	17	22	32	4	0	3	3	6
2008-09	Plymouth	OHL	58	12	30	42	39	11	0	3	3	12
2009-10 (b)	Plymouth	OHL	41	13	19	32	18	9	0	5	5	8
2010-11	Charlotte	AHL	67	4	14	18	35	16	0	2	2	0
2011-12	Charlotte	AHL	76	4	18	22	43	—	—	—	—	—
2012-13	Charlotte	AHL	54	6	10	16	22	1	0	1	1	0
	Carolina	NHL	5	0	0	0	2	—	—	—	—	—
2013-14	Charlotte	AHL	70	4	21	25	20	—	—	—	—	—
2014-15	Carolina	NHL	38	2	4	6	4	—	—	—	—	—
	Charlotte	AHL	30	2	9	11	4	—	—	—	—	—
Hurricanes Totals (2 Seasons)			43	2	4	6	6	—	—	—	—	—

(a) June 21, 2008—Selected by the Carolina Hurricanes in the 2008 NHL Entry Draft. Third Hurricanes pick, 105th overall, fourth round.  
(b) April 16, 2010—Signed by the Carolina Hurricanes to a three-year, entry-level contract.

## VS. NHL

CLUB	GP	G	A	PTS	PIM
ANA	0	0	0	0	0
ARI	0	0	0	0	0
BOS	0	0	0	0	0
BUF	1	0	0	0	0
CGY	0	0	0	0	0
CAR	0	0	0	0	0
CHI	2	0	0	0	0
COL	0	0	0	0	0
CBJ	2	0	0	0	0
DAL	1	0	1	1	0
DET	2	0	0	0	2
EDM	1	0	1	1	0
FLA	3	0	0	0	0
LA	0	0	0	0	0
MIN	1	0	1	1	0
MTL	4	0	0	0	0
NSH	1	0	0	0	0
NJ	4	0	0	0	0
NYI	3	1	0	1	0
NYR	1	0	0	0	0
OTT	2	1	1	2	0
PHI	3	0	0	0	0
PIT	4	0	0	0	0
STL	0	0	0	0	0
SJ	0	0	0	0	0
TB	3	0	0	0	2
TOR	2	0	0	0	0
VAN	0	0	0	0	0
WSH	2	0	0	0	0
WPG	1	0	0	0	2

## PERSONAL

Michal and his wife have a son and spend their summers in the Czech Republic... Michal started playing hockey when he was 5 years old, and his parents were the biggest influences on his career... His first youth team was HC Zlin, and his favorite player was Jaromir Jagr... His favorite team growing up was the Ottawa Senators, the team he ultimately scored his first NHL goal against... Michal's favorite television show is Two and a Half Men, favorite movie is Gladiator, favorite actor is Will Ferrell and favorite book is American Sniper... His first job was working as the intermission mascot for the professional hockey team in his hometown... Michal's

twitter handle is @TheBigCzech23... His favorite food is steak, favorite vacation spot is Croatia and favorite sport to play other than hockey is tennis... He is a soccer fan, and his favorite athlete outside of hockey is Chelsea's Petr Cech... Michal's most memorable hockey moment was his first NHL game... His favorite road city is Montreal, favorite road arena is Joe Louis Arena and favorite team to play against is Detroit... The best advice he has ever been given is to "get better every day"... When away from the rink, his favorite activity is going for a walk with his family.



## 2014-15 SEASON

Completed his second NHL season with Carolina... Established career highs in goals (2), assists (4) and games played (38)... Ranked sixth on the team with 61 blocked shots in just 38 games... Also earned 11 points (2g, 9a) in 30 games on the American Hockey League (AHL) level with Charlotte (AHL)... Recalled from Charlotte (AHL) on 11/10 and returned to the AHL the following day without playing in a game... Recalled from Charlotte for the second time on 11/25... Made his NHL season debut and skated 14:59 at FLA (11/26)... Skated a career-high 20:54 vs. MTL (12/29)... Reassigned to Charlotte (AHL) on 1/8... Recalled

from Charlotte (AHL) on 2/13... Earned his first NHL/Hurricanes point with an assist and was (+1) at MIN (2/14)... Beat Andrew Hammond for his first NHL goal and added an assist for his first multi-point game at OTT (2/16)... Reassigned to Charlotte (AHL) on 2/19... Recalled from Charlotte (AHL) on 2/21... Scored his second goal of the season goal at NYI (2/28)... Recorded an assist and was a season-high (+2) vs. EDM (3/8)... Was a healthy extra for: 9 games... **Multi-assist games:** 1 (2/16 at OTT: 1g, 2a)... **Multi-point games:** 1 (2/16 at OTT: 1g, 2a)... **Longest point streak:** 2 games (2/14-2/16: 1g, 2a).

## CAREER

Is in his third NHL season with Carolina, after making his NHL debut in 2012-13... Signed a one-year contract with the Hurricanes on 6/18/15... Has 92 points (20g, 72a) and 124 penalty minutes in 297 career American Hockey League (AHL) games with Charlotte... Earned 102 points (31g, 71a) in 160 career Ontario Hockey League (OHL) games with Windsor and Plymouth before turning professional... Has represented the Czech Republic in international competition several times, including the 2007 and 2008 Under-18 World Junior Championships, the 2006 and 2007 Five Nations Cups, the 2008, 2009 and 2010 World Junior Championships and the 2014 and 2015 IIHF World Championships... Played nine games, earning one assist for the Czech Republic at the 2014 IIHF World Championship in Belarus... Served as captain for the Czechs at the 2010 World Junior Championship in Saskatchewan... Was named the tournament's Best Defenseman after leading the Czech Republic to the gold medal at the 2008 Under-18 World Junior Championship... **2006-07:** Prior to coming to North America, spent one season with Zlin in the Czech junior league, totaling 18 points (7g, 11a) in 40 regular-season games... **2007-08:** Completed his rookie season in the OHL, totaling 28 points (6g, 22a) in 61 games with Windsor and Plymouth and earning Plymouth's Rookie of the Year award... Made his OHL debut with Windsor and earned his first OHL point with an assist vs. Erie (9/21/08)... **2008-09:** Served as an alternate captain during his second OHL season with Plymouth, notching 12 goals and 30 assists (42 points) in 58 regular-season games... Was named Plymouth's Defenseman of the Year, leading all Whalers blueliners and ranking tied for 13th among OHL defensemen in scoring... Had his first career two-goal game and was (+4) at the Soo (9/26)... Notched a goal and an assist and was (+4) at Ottawa (1/11)... Scored the game-winning goal and had an assist vs. Windsor (1/30)... Earned his first career hat trick, added an assist and was (+4) at Sarnia (2/20)... Had a four-game point streak from 2/13-2/21 (4g, 3a)... **2009-10:** Served as an alternate captain for the Whalers for the second consecutive season... Totaled 32 points (13g, 19a) in 41 games played... Had a 10-game scoring streak from 11/27-1/5, including a seven-game goal streak (12/4-1/15)... Scored the game-winning goal in overtime and was named first star at Saginaw (12/4)... Scored two goals and added an assist at Erie (10/31)... Appeared in nine playoff games for the Whalers, notching five assists... Had a three-game assist streak in the postseason, including a two-assist effort at Sault Ste. Marie (3/23)... **2010-11:**

Completed his first professional season, earning 18 points (4g, 14a) in 67 regular-season games for Charlotte (AHL)... Was third among Checkers defensemen in scoring... Led Charlotte rookies and defensemen in plus/minus (+13)... Made his professional debut at Connecticut (10/9)... Earned his first professional point with an assist at Binghamton (10/29)... Had his first multi-point effort with two assists vs. Syracuse (12/6)... Netted his first AHL goal vs. Wilkes-Barre/Scranton (1/4)... Made his professional playoff debut, earning two assists in 16 Calder Cup Playoff games for the Checkers... **2011-12:** Earned AHL career high in games played (76), totaling 22 points (4g, 18a) for Charlotte... Ranked second among Checkers defensemen with 22 points (4g, 18a) and eight power-play points (8a)... Was one of just two Checkers to play all 76 games... Had his first multi-point game of the season with a goal and an assist at Rockford (11/6)... Had a career-high 15 penalty minutes, including the first fight of his AHL career, at Rockford (12/30)... **2012-13:** Appeared in his first NHL season, averaging 10:41 of ice time in five NHL games with Carolina... Was tied for first among Charlotte defensemen in goals (6), totaling 16 points (6g, 10a) and 22 penalty minutes in 54 games on the AHL level... His six goals were an AHL career high, despite playing in a career-low 54 games... Started for the Western Conference at the 2013 AHL All-Star Classic... Recorded his first career AHL multi-goal game, including his first AHL shorthanded goal, vs. Grand Rapids (1/17)... Recalled to Carolina on 2/14 and made his NHL debut that night vs. TOR... Reassigned to Charlotte for the balance of the season on 2/25... Left the game vs. Houston (3/10) due to injury and missed the remainder of the regular season (16 games)... After missing the first four games of the postseason due to injury, returned to the lineup for the first time since 3/10 and earned an assist in the Game 5 loss vs. Oklahoma City (5/4)... **2013-14:** Spent the entire season with Charlotte, establishing AHL career highs in assists (21) and points (25)... Led Checkers defensemen in assists... Also led Charlotte blueliners and was tied for fourth on the team with 11 power-play assists... Set new single-game career highs for assists and points with a trio of helpers at Grand Rapids (10/25)... Set a career high with a plus-4 rating vs. Oklahoma City (1/23)... Recalled to Carolina on 3/10 and returned to Charlotte on 3/11 without playing a game for the Hurricanes... Picked up an assist at Iowa (3/26), giving him points in a career-best five consecutive games (1g, 5a).



# EDDIE LACK 31



Goaltender • Catches Left

Acquired: 6/27/15, Trade with VAN

6'4" • 187 lbs.

2014-15 Team: Vancouver

1/5/88 • Norrtälje, Sweden

Drafted: Undrafted

## HIGHLIGHTS

### NHL FIRSTS:

**Game:** 10/6/13; 5-4 VAN W at CGY

**Win:** 10/6/13; 5-4 VAN W at CGY

**Shutout:** 12/9/13; 2-0 VAN W vs. CAR

### NHL SHOOTOUTS AND PENALTY SHOTS:

**Shootout Stats:** 7-5 (8 goals on 41 attempts)

**Career Penalty Shots:** 2 (1 goal on 2 attempts)

### NHL HIGHS:

**Saves:** 45 (1/5/14; 4-3 VAN OTL at ANA)

**Shots Faced:** 49 (1/5/14; 4-3 VAN OTL at ANA)

**Win Streak:** 5 (12/1/13-12/29/13)

**Streak w/out Regulation Loss:** 6 (12/1/13-12/29/13)

**Shutout sequence:** 138:22 (11/20/14-12/7/14)

## CAREER STATS

REGULAR SEASON									PLAYOFFS						
YEAR	TEAM	LEAGUE	GP	MIN	GA	SO	GAA	W-L-OT	GP	MIN	GA	SO	GAA	W-L	
2004-05	Djurgardens IF	Swe-U18	9	527	21	1	2.39	—	3	140	6	0	2.57	—	
	Djurgardens IF	Swe-Jr.	1	60	6	0	6.00	—	—	—	—	—	—	—	
2005-06	Djurgardens IF	Swe-Jr.	23	1400	49	3	2.10	—	—	—	—	—	—	—	
2006-07	Leksands IF	Swe-Jr.	30	1782	85	0	2.86	—	—	—	—	—	—	—	
	Leksands IF	Sweden-2	3	137	7	0	3.06	—	—	—	—	—	—	—	
2007-08	Leksands IF	Swe-Jr.	18	1077	47	4	2.62	—	3	179	8	0	2.68	—	
	Leksands IF	Sweden-2	26	1530	50	4	1.96	—	—	—	—	—	—	—	
2008-09	Leksands IF	Swe-Jr.	2	120	4	1	2.00	—	—	—	—	—	—	—	
	Leksands IF	Sweden-2	38	2260	78	4	2.07	—	—	—	—	—	—	—	
2009-10	Brynäs IF Gavle	Swe-Jr.	6	359	21	0	3.51	—	—	—	—	—	—	—	
	Brynäs IF Gavle	Sweden	14	809	36	0	2.67	—	2	79	2	0	1.53	—	
2010-11 (a)	Manitoba	AHL	53	3135	118	5	2.26	28-21-4	12	752	25	2	1.99	6-5	
2011-12	Chicago Wolves	AHL	46	2703	104	4	2.31	21-20-3	5	304	11	0	2.17	2-2	
2012-13	Chicago Wolves	AHL	13	760	38	1	3.00	7-4-1	—	—	—	—	—	—	
2013-14	Vancouver	NHL	41	2319	93	4	2.41	16-17-5	—	—	—	—	—	—	
2014-15 (b)	Vancouver	NHL	41	2324	95	2	2.45	18-13-4	4	198	10	0	3.03	1-3	
NHL Totals (2 seasons)			82	4643	188	6	2.43	34-30-9	4	198	10	0	3.03	1-3	

(a) April 6, 2010—Signed by the Vancouver Canucks as a free agent.

(b) June 27, 2015—Acquired by the Carolina Hurricanes from the Vancouver Canucks in exchange for a third-round pick in the 2015 NHL Draft and a seventh-round selection in the 2016 NHL Draft.

## VS. NHL

CLUB	GP	MIN	W-L-OT	GA	SO	GAA
ANA	8	457	2-4-2	22	0	2.89
ARI	4	242	1-2-1	4	1	0.99
BOS	1	60	1-0-0	1	0	1.00
BUF	2	119	1-1-0	7	0	3.53
CGY	4	242	3-1-0	6	1	1.49
CAR	2	120	2-0-0	2	1	1.00
CHI	3	184	2-1-0	9	0	2.93
COL	3	180	0-2-1	13	0	4.33
CBJ	2	108	0-2-0	7	0	3.89
DAL	5	219	0-2-1	11	0	3.01
DET	1	59	0-1-0	1	0	1.02
EDM	—	—	—	—	—	—
FLA	1	65	1-0-0	3	0	2.77
LA	7	351	3-2-0	9	0	1.54
MIN	4	216	2-0-1	5	0	1.39
MTL	—	—	—	—	—	—
NSH	4	244	2-2-0	12	1	2.95
NJ	1	58	0-1-0	3	0	3.10
NYI	3	157	1-1-0	8	0	3.06
NYR	2	98	0-1-0	5	0	3.06
OTT	2	120	0-1-1	7	0	3.50
PHI	2	125	1-0-1	4	0	1.92
PIT	2	125	1-0-1	4	1	1.92
SJ	2	111	1-0-0	3	0	1.62
STL	5	310	5-0-0	9	1	1.74
TB	3	174	0-3-0	12	0	4.14
TOR	2	94	1-0-0	1	0	0.64
VAN	—	—	—	—	—	—
WSH	1	59	0-1-0	4	0	4.07
WPG	6	346	4-2-0	16	0	2.77

## PERSONAL

Eddie spends his offseason in Leksand, Sweden... His nicknames include "The Stork"... Eddie started playing hockey when he was 6 and his first youth team was Norrtälje IK... The biggest influence on his career was his father and the best advice he received was to have fun... Eddie's favorite player growing up was Peter Forsberg and his favorite team was whichever team Forsberg was playing for... His most memorable hockey moment was his first NHL game and his favorite former teammates are Henrik and Daniel Sedin... Eddie's favorite television show is The Walking Dead, favorite movie is Batman and favorite actor is Will Smith... He enjoys reading Dan Brown novels and his favorite vacation spot is Santorini, Greece... Eddie loves to cook and says tacos are his favorite food... His

twitter handle is @eddielack and his favorite website is newbalance.com... He enjoys playing golf and his favorite video game is FIFA... His favorite non-hockey athlete and the person he would most like to meet is Swedish soccer star Zlatan Ibrahimović... Eddie's favorite team outside of hockey is Manchester United... His favorite holiday is Christmas... The celebrity he would most like to meet is Avicii... His favorite road city is New York, favorite road arena is United Center and favorite team to play against is Vancouver... He got the number 31 because it was the sweater in his stall when he first arrived in the AHL... His favorite thing about playing in the NHL is competing against the best players in the world, and his biggest game day habit is talking to his dad.



## 2014-15 SEASON

Appeared in 41 games in net in his second season with the Canucks, posting a record of 18-3-4 including two shutouts, a 2.45 goals-against average and a .921 save percentage... His 18 wins were a new career high... Registered 28 saves and stopped all three shootout attempts to pick up his first win of the season at ANA (11/9)... Stopped all 21 saves to record the fifth shutout of his career, at PIT (12/4)... Registered 21 saves to backstop the Canucks to a 3-2 victory vs. NYI (1/6)... Made 20 saves in a 3-2 win vs. MIN (2/16)... Made 27 saves in relief to combine for a team shutout – the most saves without allowing a goal in a relief effort in Canucks history, at NYI (2/22)... Registered 40 saves including 33 over the final two periods in a win at BOS (2/24)... Made 38 saves to earn his first victory against the Sharks at SJ (3/7)... Registered 29

saves to record his 10th win of the season, vs. ANA (3/9)... Stopped 34 of 35 shots to defeat the Leafs (3/14)... Made 27 saves in a victory vs. PHI (3/17)... Made 25 saves and earned the win at LA (3/21)... Made 23 saves to defeat the Blues for the fifth time of his career at STL (3/30)... Made 34 saves and stopped both shootout attempts to earn his fourth consecutive road victory at NSH (3/31)... Established a career high in wins with his 18th victory of the season, vs. ARI (4/9)... **Saves:** 41 (10/24 at COL; 12/7 at OTT)... **Shots faced:** 48 (10/24 at COL)... **Win streak:** 3 (2/3-2/16)... **Streak w/out Regulation loss:** 4 (3/1-3/9; 3-0-1; 11/9-12/7: 2-0-2)... **Shutout sequence:** 138:22 (11/20-12/7).

## 2015 PLAYOFFS

Appeared in his first NHL postseason for the Canucks, going 1-3 with a 3.03 goals-against average in four games against Calgary... Made his Stanley Cup playoff debut in

a 2-1 loss vs. CGY (4/15)... Stopped 22 of 23 shots to earn his first Stanley Cup playoff victory vs. CGY (4/17).

## CAREER

Is in his third NHL season and first with the Hurricanes... Acquired by Carolina on June 27, 2015, in exchange for a third-round pick in the 2015 NHL Draft and a seventh-round selection in the 2016 NHL Draft... Current contract expires following the 2015-16 season... **2006-07:** Made his debut in Sweden's second division, the Allsvenskan, appearing in three games for Leksands... Spent the majority of the season with Leksands' junior team, registering a 2.86 goals-against average in 30 games... **2007-08:** Appeared in 26 games for Leksands in the Allsvenskan, registering a 1.96 goals-against average and four shutouts... **2008-09:** Ranked second in the Allsvenskan with a 2.02 goals-against average, helping Leksands finish in first place for the regular season... Registered four shutouts and a .930 save percentage, appearing in 32 of the team's 45 games... Was 4-2 with a 2.36 goals-against average and a .903 save percentage in six postseason contests... **2009-10:** Made his debut in Sweden's top league, Elitserien, appearing in 14 games and registering a 2.67 goals-against average and .911 save percentage for Brynas... Also played six games for Brynas' junior team... **2010-11:** Made his North American debut after signing a free agent contract with the Vancouver Canucks... Went 28-21-4 with five shutouts and a 2.26 goals against average for the Manitoba Moose and was named to the American Hockey League's All-Rookie Team... Played 12 Calder Cup playoff games for the Moose, going 6-5

with two shutouts and a 1.99 goals-against average... **2011-12:** Spent his second full season with Vancouver's AHL affiliate, going 21-20-3 with a 2.31 goals-against average and four shutouts for the Chicago Wolves... Had a .923 save percentage, helping the Wolves capture the Midwest Division crown... Was 2-2 with a 2.17 goals-against average in five Calder Cup playoff games for the Wolves... **2012-13:** Missed the majority of the season following hip surgery... Appeared in 13 games for Chicago (AHL), going 7-4-1 with a 3.00 goals-against average... **2013-14:** Completed his first NHL season with Vancouver, going 16-17-5 with a 2.41 goals-against average and .912 save percentage in 41 games... Set a Canucks franchise record for most shutouts by a rookie with four... Also matched a franchise record for most consecutive starts by a rookie netminder with 19 (2/16-4/7), tying Corey Hirsch's record set during the 1995-96 season... Made his NHL debut and earned his first NHL win, stopping 32 shots at CGY (10/6)... Registered his first NHL shutout in a 2-0 Canucks win vs. CAR (12/9)... Had an eight-game unbeaten streak (5-0-1) from 11/30-12/30, allowing just 10 goals during that span and notching two shutouts... Stopped a career-high 45 shots in a 4-3 overtime loss at ANA (1/5)... Became the first goalie to shut out the Blues during the 2013-14 season vs. STL (2/26)... Faced his first NHL penalty shot, stopping Evander Kane at WPG (3/12).



# JOHN-MICHAEL LILES 26



**Defenseman • Shoots Left**

**5'10" • 185 lbs.**

**11/25/80 • Indianapolis, IN**

**Acquired: 1/1/14, Trade with TOR**

**2014-15 Team: Carolina**

**Drafted: Colorado 2000 (8-159-5)**

## HIGHLIGHTS

### NHL FIRSTS:

**Game:** 10/10/03; 5-0 COL W vs. CHI  
**Point:** 10/16/03; 5-2 COL W at MIN (goal)  
**Goal:** 10/16/03; 5-2 COL W at MIN (Fernandez)  
**Shootout Stats:** 2 attempts, 1 goal (50.0%),  
 0 game-deciding goals

### NHL HIGHS:

**Goals:** 2-3x (Last: 11/15/10; 6-3 COL W vs. STL)  
**Assists:** 3 (10/29/06; 4-1 COL W vs. MIN)  
**Points:** 3-9x (Last: 4/3/14; 4-1 CAR W vs. DAL)  
**Penalty Min:** 10 (12/4/10; 6-5 COL L at TB)  
**Goal Streak:** 3 games (12/23/08-12/29/08: 3g)  
**Assist Streak:** 9 games (10/7/10-10/26/10: 11a)  
**Point Streak:** 9 games (10/7/10-10/26/10: 0g, 11a)

## CAREER STATS

YEAR	TEAM	LEAGUE	REGULAR SEASON					PLAYOFFS				
			GP	G	A	TP	PIM	GP	G	A	TP	PIM
1999-00 (a)	Michigan State	CCHA	40	8	20	28	26	—	—	—	—	—
2000-01	Michigan State	CCHA	42	7	18	25	28	—	—	—	—	—
2001-02	Michigan State	CCHA	41	13	22	35	18	—	—	—	—	—
2002-03	Michigan State	CCHA	39	16	34	50	46	—	—	—	—	—
	Hershey	AHL	5	0	1	1	4	5	0	0	0	2
<b>2003-04</b>	<b>Colorado</b>	<b>NHL</b>	<b>79</b>	<b>10</b>	<b>24</b>	<b>34</b>	<b>28</b>	<b>11</b>	<b>0</b>	<b>1</b>	<b>1</b>	<b>4</b>
2004-05	Iserlohn	Germany	17	5	6	11	24	—	—	—	—	—
<b>2005-06</b>	<b>Colorado</b>	<b>NHL</b>	<b>82</b>	<b>14</b>	<b>35</b>	<b>49</b>	<b>44</b>	<b>9</b>	<b>1</b>	<b>2</b>	<b>3</b>	<b>6</b>
<b>2006-07</b>	<b>Colorado</b>	<b>NHL</b>	<b>71</b>	<b>14</b>	<b>30</b>	<b>44</b>	<b>24</b>	—	—	—	—	—
<b>2007-08</b>	<b>Colorado</b>	<b>NHL</b>	<b>81</b>	<b>6</b>	<b>26</b>	<b>32</b>	<b>26</b>	<b>10</b>	<b>2</b>	<b>3</b>	<b>5</b>	<b>2</b>
<b>2008-09</b>	<b>Colorado</b>	<b>NHL</b>	<b>75</b>	<b>12</b>	<b>27</b>	<b>39</b>	<b>31</b>	—	—	—	—	—
<b>2009-10</b>	<b>Colorado</b>	<b>NHL</b>	<b>59</b>	<b>6</b>	<b>25</b>	<b>31</b>	<b>30</b>	<b>6</b>	<b>1</b>	<b>1</b>	<b>2</b>	<b>4</b>
<b>2010-11</b>	<b>Colorado</b>	<b>NHL</b>	<b>76</b>	<b>6</b>	<b>40</b>	<b>46</b>	<b>35</b>	—	—	—	—	—
<b>2011-12 (b)</b>	<b>Toronto</b>	<b>NHL</b>	<b>66</b>	<b>7</b>	<b>20</b>	<b>27</b>	<b>20</b>	—	—	—	—	—
<b>2012-13</b>	<b>Toronto</b>	<b>NHL</b>	<b>32</b>	<b>2</b>	<b>9</b>	<b>11</b>	<b>4</b>	<b>4</b>	<b>0</b>	<b>0</b>	<b>0</b>	<b>2</b>
<b>2013-14 (c)</b>	<b>Toronto</b>	<b>NHL</b>	<b>6</b>	<b>0</b>	<b>0</b>	<b>0</b>	<b>0</b>	—	—	—	—	—
	Toronto	AHL	16	3	10	13	14	—	—	—	—	—
	Carolina	NHL	35	2	7	9	8	—	—	—	—	—
<b>2014-15</b>	<b>Carolina</b>	<b>NHL</b>	<b>57</b>	<b>2</b>	<b>20</b>	<b>22</b>	<b>14</b>	—	—	—	—	—
<b>Hurricanes Totals (2 seasons)</b>			<b>92</b>	<b>4</b>	<b>27</b>	<b>31</b>	<b>22</b>	—	—	—	—	—
<b>NHL Totals (11 seasons)</b>			<b>719</b>	<b>81</b>	<b>263</b>	<b>344</b>	<b>264</b>	<b>40</b>	<b>4</b>	<b>7</b>	<b>11</b>	<b>18</b>

(a) June 25, 2000—Selected by the Colorado Avalanche in the 2000 NHL Entry Draft. Eighth Avalanche pick, 159th overall, fifth round.

(b) June 24, 2011—Acquired by the Toronto Maple Leafs in exchange for a second-round pick in the 2012 NHL Entry Draft.

(c) Jan. 1, 2014—Acquired by the Carolina Hurricanes along with Dennis Robertson in exchange for Tim Gleason.

## PERSONAL

John-Michael and his wife, Erin, spend their summers in Denver and welcomed their first child, a daughter named Ava Holladay Liles, in 2015... They also have a dog named Manning... His nicknames are Johnny or Jim... He sponsors the Canes' "True Defenders" program along with Justin Faulk and James Wisniewski, hosting military members and their families at games throughout the season... John-Michael started playing hockey at age 6 and his first youth team was the Indy Whalers... The biggest influences on his career are his parents and his former coach, Rob Kirsch... His favorite team growing up was the New York Rangers and favorite player was Brian Leetch... His Twitter handle is @hoosierjm26... John-Michael enjoys country music and his favorite vacation spot is Hawaii... His favorite

holiday is Thanksgiving... His favorite book is The Frontiersman, favorite TV show is Justified, favorite films are the Bourne movies and favorite actresses are Julie Bowen and Kate Beckinsale... His first job was mowing lawns... His favorite sport outside of hockey is golf, favorite athletes outside of hockey are Peyton Manning and Graham DeLaet and favorite non-hockey teams are the Denver Broncos and the St. Louis Cardinals... The celebrity he'd most like to meet is Matt Damon... His favorite road city is Vancouver, favorite road arena is Madison Square Garden and favorite team to play against is Chicago... John-Michael's favorite former teammates are Paul Stastny and Carl Gunnarsson... His most memorable hockey moments were his first NHL game and the 2006 Winter Olympics in Torino.

## VS. NHL

CLUB	GP	G	A	PTS	PIM
ANA	30	2	13	15	10
ARI	26	3	10	13	2
BOS	17	2	4	6	2
BUF	18	1	7	8	8
CGY	49	3	16	19	16
CAR	10	1	1	2	0
CHI	32	3	13	16	18
COL	3	1	0	1	0
CBJ	34	3	10	13	16
DAL	30	4	15	19	10
DET	25	4	7	11	8
EDM	45	8	20	28	19
FLA	17	1	4	5	6
LA	27	4	13	17	17
MIN	48	6	10	16	16
MTL	14	0	6	6	4
NSH	29	5	10	15	18
NJ	17	1	5	6	6
NYI	16	1	8	9	8
NYR	18	0	9	9	2
OTT	16	1	6	7	4
PHI	18	2	8	10	2
PIT	16	1	2	3	10
STL	27	3	15	18	8
SJ	31	8	10	18	12
TB	16	1	5	6	10
TOR	8	6	3	9	4
VAN	51	6	28	34	20
WSH	18	0	2	2	6
WPG	13	0	3	3	2





## 2014-15 SEASON


Completed his 11th NHL season and second with the Hurricanes... Ranked second among Carolina defensemen with 20 assists and 22 points... Ranked third among Hurricanes' defensemen in power-play time on ice per game (1:55)... Blocked 74 shots in just 57 games, ranking fifth on the club... Recorded his first multi-point game of the season with two assists at DAL (11/18)... Earned assists in consecutive games 12/2-12/4 (0g, 2a)... Placed on injured reserve from 12/27-1/8 due to illness... Recorded an assist and was (+1) in a season-high 25:50 of ice time at ARI (2/5)... Skated in

his 700th NHL games vs. WSH (2/27)... Scored his second goal of the season at CHI (3/2)... Earned two assists at BUF (4/6)... Was a healthy extra for: 15 games... Games missed due to injury: 11 (Upper-body: 10/16-10/21, 12/16-12/20; Illness: 10/24, 12/29-1/6)... **Longest assist streak:** 3 games (3/17-3/23: 0g, 3a)... **Longest point streak:** 3 games (3/17-3/23: 0g, 3a)... **Multi-assist games:** 2 (11/18 at DAL: 0g, 2a; 4/6 at BUF: 0g, 2a)... **Multi-point games:** 2 (11/18 at DAL: 0g, 2a; 4/6 at BUF: 0g, 2a).

## CAREER

Is in his 12th NHL season and third with the Hurricanes... Acquired on 1/1/14 along with Dennis Robertson in exchange for Tim Gleason... Is in the final year of a four-year contract... Is a product of the United States National Team Development Program (USNTDP) and has represented the U.S. in a number of international competitions, including the Olympics... Made his U.S. national team debut at the U-17 World Junior Championships in 1997-98... Selected to the 2000 U.S. World Junior team but suffered a shoulder injury in the final minute of the last exhibition game and was unable to participate... Played for Team USA at the 2005 IIHF World Championship... Was a late addition to the U.S. roster at the 2004 World Cup of Hockey, replacing an injured Hal Gill... Appeared in all six games for the United States at the 2006 Olympic Winter Games in Torino, Italy, notching a pair of assists... Led Team USA in scoring with nine points (1g, 8a) in nine games at the 2009 IIHF World Championship in Switzerland... Only Canada's Shea Weber (12) had more points among tournament defensemen... **1999-00:** Played 40 games during his freshman season at Michigan State, totaling 28 points (8g, 20a)... **2000-01:** Named to the CCHA second all-star team after tallying 25 points (7g, 18a) in 42 games as a sophomore with the Spartans... **2001-02:** Earned second-team All-American honors after scoring 13 goals and adding 22 assists (35 points) in 41 games for Michigan State... Also selected to the CCHA's first all-star team and named the winner of the conference's Best Offensive Defenseman award... **2002-03:** Was a finalist for the Hobey Baker award as the nation's top college hockey player and a first-team All-American after leading the Spartans with 50 points (16g, 34a) in 39 games... Also selected as the CCHA's Best Offensive Defenseman and named a CCHA first all-star team for the second consecutive season... Concluded his collegiate career as the top goal-scoring defenseman in Michigan State history (44)... Joined Hershey (AHL) at the end of his college season and earned one assist in five games played... **2003-04:** Named to the NHL's All-Rookie Team after leading all NHL rookie defensemen with 34 points, the most by a rookie defenseman since Lubomir Visnovsky had 39 with the Kings in 2000-01... It was the second-best point total by a first-year defenseman in Avalanche franchise history, trailing only Bruce Bell's 37 with the Nordiques in 1984-85... Liles' 10 goals were the most by a rookie defenseman in franchise history and also led all NHL rookie blueliners... Made his NHL debut vs. CHI (10/10)... Scored the game-winning goal for his first NHL point at MIN (10/16)... Left the game vs. CHI (3/23) with a bruised knee and missed three games... Made his Stanley Cup Playoff debut, skating in all 11 postseason games for Colorado... Recorded his first career playoff assist/point in Game One of the Western Conference Quarterfinals vs. DAL... **2004-05:** Played 17 games for Iserlohn in the German league, totaling 11 points (5g, 6a) with 24 penalty minutes... **2005-06:** Established his career high in goals (14) and points (49), appearing in all 82 games for the Avalanche... Was second among Colorado defensemen in points and tied Rob Blake for first in goals (14)... Set an Avalanche record for most points by a defenseman in the month of October with 14... Recorded three consecutive multiple-point games from 10/10-10/14... Established single-game career highs with two goals

and three points at EDM (10/21)... Played in his 100th NHL game vs. CGY (11/21)... Had a six-game point streak from 1/14-1/26... Collected points in each of his first three games during the Stanley Cup playoffs... Scored his first career playoff goal in Game 1 at DAL (4/22)... Assisted on Joe Sakic's OT winner in Game 2 at DAL (4/24)... **2006-07:** Led Avalanche defensemen in goals (14), assists (30) and points (44)... Became the first NHL defenseman to score 10 or more goals in each of his first three seasons since Steve Duchesne (1986-87 to 1988-89)... Matched his career high with two goals at TOR (10/18)... Set a career high with three assists vs. MIN (10/29)... Suffered a broken left foot at MIN (1/6), forcing him to miss 11 games... **2007-08:** Led Avalanche defensemen in scoring with 32 points (6g, 26a)... Notched 20 of his 32 points on the power play, ranking behind only Paul Stastny (21) for the team lead... Notched two assists, including his 100th career helper, at LA (12/17)... Was tied for first among Colorado defensemen with five points (2g, 3a) in 10 Stanley Cup playoff games... **2008-09:** Led Colorado defensemen in goals (12), assists (27) and points (39)... Was first on the team in power-play points (21)... Notched three consecutive multi-point games, Dec. 23-29, matching the Avalanche record for a defenseman... Scored a goal in each of those three games, the longest goal streak of his NHL career... Led the team with nine points (4g, 5a) in March... Scored his first career overtime goal and added two assists at EDM (3/14)... Logged more than 30 minutes (30:35) for the first time in his career at SJ (4/7)... **2009-10:** Led Avalanche defensemen in scoring for the fourth consecutive year with 31 points (6g, 25a) in 59 games... Ranked first on the team in power-play assists (17) and third in power-play points (20)... Had a goal and an assist vs. SJ (10/1), giving him 200 points for his NHL career... Appeared in his 400th NHL game vs. PHI (11/23)... Appeared in all six of Colorado's playoff games, earning a goal and an assist... **2010-11:** Led all Colorado skaters and established his career high with 40 assists in 76 games... Also led the team in blocked shots (153) and was first among team defensemen in scoring for the fifth consecutive season... Opened the season with assists in each of first nine games, setting an NHL record for the longest assist streak by a defenseman to start a season... Was the first NHL defenseman to record points in each of his team's first nine games since Doug Wilson (1981-82)... Named the NHL's Second Star of the Week for the period ending 11/21 after earning seven points (2g, 5a) in four games... Played his 500th career NHL game at PHX (2/7)... Collected his 200th NHL assist vs. EDM (2/23)... **2011-12:** Totaled 27 points (7g, 20a) in 66 games with Toronto... Netted his first Maple Leafs goal at CBJ (11/3)... Earned his 300th career NHL point (goal) at TB (3/15)... **2012-13:** Had 11 points (2g, 9a) in 32 games for the Maple Leafs... Played his 600th NHL game at WPG (2/7)... Appeared in four of Toronto's seven playoff games... **2013-14:** Split the season between Carolina and Toronto, totaling two goals and seven assists in 41 games... Led the Hurricanes with a (+7) rating in 35 games... Also played 16 games on the AHL level with the Toronto Marlies, totaling 13 points (3g, 10a)... Made his Hurricanes debut at WSH (1/2)... Scored his first Hurricanes goal vs. TOR (1/9).



# ELIAS LINDHOLM 16



Center/Right Wing • Shoots Right

Acquired: 2013 NHL Draft

6'1" • 192 lbs.

2014-15 Team: Carolina

12/2/94 • Boden, Sweden

Drafted: Carolina 2013 (1-5-1)

## HIGHLIGHTS

### NHL FIRSTS:

**Game:** 10/4/13; 3-2 CAR OTL vs. DET  
**Point:** 10/10/13; 3-2 CAR W at WSH (goal)  
**Goal:** 10/10/13; 3-2 CAR W at WSH (Holtby)  
**Shootout Stats:** 6 attempt, 2 goals (33%),

### NHL HIGHS:

**Goals:** 3 (3/8/15; 7-4 CAR W vs. EDM)  
**Assists:** 2-3x (Last: 3/8/15; 7-4 CAR W vs. EDM)  
**Points:** 5 (3/8/15; 7-4 CAR W vs. EDM)  
**Penalty Min:** 2-9x (Last: 3/29/15; 2-1 CAR L vs. BOS)  
**Goal Streak:** 2 games-2x (Last: 11/7/14-11/8/14: 2g)  
**Assist Streak:** 2 games-5x (Last: 3/26/15-3/28/15: 2a)  
**Point Streak:** 5 games (11/1/14-11/8/14: 5g, 2a)

## CAREER STATS

YEAR	TEAM	LEAGUE	REGULAR SEASON					PLAYOFFS				
			GP	G	A	TP	PIM	GP	G	A	TP	PIM
2009-10	Brynäs U18	Swe-U18	9	4	6	10	0	—	—	—	—	—
2010-11	Brynäs Jr.	Swe-Jr.	2	0	0	0	0	2	0	1	1	0
	Brynäs U18	Swe-U18	40	17	44	61	32	4	3	3	6	29
2011-12	Brynäs	Sweden	12	0	0	0	0	2	0	0	0	0
	Brynäs Jr.	Swe-Jr.	36	14	35	49	45	2	1	1	2	16
	Brynäs U18	Swe-U18	4	1	6	7	0	3	1	2	3	0
2012-13	Brynäs	Sweden	48	11	19	30	2	4	0	0	0	4
2013-14 (a, b)	Carolina	NHL	58	9	12	21	4	—	—	—	—	—
	Charlotte	AHL	6	1	2	3	4	—	—	—	—	—
2014-15	Carolina	NHL	81	17	22	39	14	—	—	—	—	—
Hurricanes/NHL Totals (2 Seasons)			139	26	34	60	18	—	—	—	—	—

(a) June 30, 2013—Selected by the Carolina Hurricanes in the 2013 NHL Entry Draft. First Hurricanes pick, fifth overall, first round.  
(b) July 15, 2013—Signed by the Carolina Hurricanes to a three-year, entry-level contract.

## VS. NHL


CLUB	GP	G	A	PTS	PIM
ANA	3	0	1	1	0
ARI	2	2	0	2	0
BOS	5	0	0	0	6
BUF	5	0	1	1	0
CGY	4	0	0	0	0
CAR	0	0	0	0	0
CHI	3	0	0	0	0
COL	3	0	1	1	0
CBJ	7	1	4	5	0
DAL	4	0	1	1	0
DET	5	1	0	1	0
EDM	4	3	3	6	2
FLA	6	0	2	2	0
LA	4	1	1	2	0
MIN	2	1	0	1	0
MTL	5	0	1	1	2
NSH	3	0	1	1	0
NJ	8	0	1	1	0
NYI	5	0	1	1	0
NYR	8	2	1	3	2
OTT	6	2	1	3	0
PHI	9	1	2	3	0
PIT	7	3	4	7	4
STL	3	0	0	0	0
SJ	4	3	4	7	0
TB	5	0	1	1	2
TOR	4	3	2	5	0
VAN	4	0	0	0	0
WSH	7	2	1	3	0
WPG	4	1	0	1	0

## PERSONAL

Elias is single and spends his summers in Sweden... His nickname is Lindy... His father, Mikael, played for the Los Angeles Kings and was teammates with former Hurricanes defenseman Niclas Wallin in Sweden... His cousin, Calle Järnkrok, plays for the Nashville Predators, and his brother, Oliver, plays in the Swedish third division... Elias started playing hockey at 3 and his first youth team was Malmö and his favorite player growing up was Peter Forsberg... He says his father was the biggest influence on his career... Elias enjoys watching soccer and his favorite book is the autobiography of Swedish soccer player Zlatan Ibrahimovic... His Twitter handle is @lindholmlielias... His favorite television show is Suits, favorite

movie is Ride Along and favorite actor is Mark Wahlberg... The celebrity he would most like to meet is Usain Bolt... Bolt and Ibrahimovic are his two favorite athletes outside of hockey... His biggest game-day habit is his pre-game nap... Elias enjoys playing golf and fishing when he's away from the rink... His favorite video game is Call of Duty and favorite food is steak... His favorite teams outside of hockey are Real Madrid and Manchester United... His favorite road trips are Chicago and New York and his favorite arena is Madison Square Garden... He enjoys playing in the NHL because it gives him the chance to "play against all the best players in the world"... His most memorable hockey moment was his first NHL goal.





## 2014-15 SEASON


Completed his second NHL season with the Hurricanes... Established career highs in goals (17) assists (22) and games played (81)... Ranked third on the team in points (39) and goals (17)... Was tied for first on the team with four game-winning goals... Earned an assist in the season opener against NYI (10/10)... Recorded his second NHL multi-goal game and first NHL game-winning goal vs. ARI (11/1)... Notched his second consecutive multi-point game with a goal and an assist vs. LA (11/2)... Recorded a career-high five-game point streak from 11/1-11/8 (5g, 1a), the longest point streak for a Hurricanes player this season... Became the third Hurricanes player in the last eight seasons to score three game-winning goals in a four-game stretch: 11/1-11/7 (Skinner, January 2014; Cole, March 2008)... Scored his seventh goal of the season and seventh in the month of November vs. PIT

(11/29)... Ranked tied for ninth in the NHL with seven goals in November... Took a career-high eight shots and scored a goal vs. TOR (12/18)... Recorded an assist vs. NYR to extend his point streak to three games... Skated in his 100th NHL/Hurricanes game at STL (1/10)... Scored the game-winning goal at TOR (1/19)... Recorded a goal and an assist at SJ (2/7)... Scored his first NHL hat trick and added two assists for a career-high five points vs. EDM (3/8)... His five points in the game were the most by a Carolina player for the season... Was a healthy extra for: 1 game (2/25)... **Longest point streak:** 5 games (11/1-11/8: 5g, 2a)... **Multi-goal games:** 2 (11/1 vs. ARI: 2g, 0a; 3/8 vs. EDM: 3g, 2a)... **Multi-assist games:** 1 (3/8 vs. BUF: 3g, 2a)... **Multi-point games:** 4 (11/1 vs. ARI: 2g, 0a; 11/2 vs. LA: 1g, 1a; 2/7 at SJ: 1g, 1a; 3/8 vs. BUF: 3g, 2a).

## CAREER

Is in his third NHL season with the Hurricanes... Selected by Carolina with the fifth overall pick in the 2013 NHL Draft... Signed a three-year, entry-level contract with the Hurricanes on 7/15/13... Started playing hockey in Germany at the age of three while his father was playing for the Hannover Scorpions... His father, Mikael, played for the Los Angeles Kings during the 1989-90 season, and also played professionally in the AHL, IHL and Sweden... Has represented Sweden in a number of international tournaments, helping Sweden capture silver at the 2012 U18 World Junior Championship and the 2013 and 2014 World Junior Championships... **2009-10:** Tallied 10 points (4g, 6a) in nine games for the U18 team in Brynas... **2010-11:** Spent the majority of the season with the Brynas U18 squad, ranking second on the team in scoring with 61 points (17g, 44a) in 40 games played... Also appeared in two games with Brynas Jr... **2011-12:** Spent most of the season with Brynas Jr., totaling 49 points (14g, 35a) and a plus-24 rating in 36 games played... Made his Swedish Elite League debut for Brynas vs. Timra (12/3/11), one day after his 17th birthday... Appeared in 12 regular-season games and two playoff games on Sweden's top level... **2012-13:** Played his first full season in the Swedish Elite League (SEL) with Brynas, ranking third on the team in scoring with 30 points (11g, 19a) despite being the youngest player on the roster... Was one of only two Brynas skaters to finish the season with positive plus/minus rating (+1)...

Had six multi-point games... Was a finalist for the league's Rookie of the Year award, leading all junior-aged players in scoring... Earned his first SEL point with an assist at Linköping (9/22)... Scored his first SEL goal at Timra (9/29)... Had three consecutive multi-point efforts from 10/9-10/13 (3g, 5a), including back-to-back three-point games at Rogle (10/9: 1g, 2a) and at Skelleftea (10/11: 1g, 2a)... Had his first multi-goal game at MODO (2/28)... Appeared in all four playoff games as Brynas was swept by Skelleftea... **2013-14:** Completed his rookie season with the Hurricanes, earning 21 points (9g, 12a) in 58 games... Appeared in six games with Charlotte (AHL), earning one goal and two assists... Made his NHL debut and was (even) in 9:16 of ice time vs. DET (10/4)... Scored his first NHL goal at WSH (10/10)... Became the youngest Swedish-born player in NHL history to score a goal (18 years, 312 days) at WSH (10/10)... Earned his first NHL assist vs. PIT (10/28)... Scored his first NHL power-play goal vs. OTT (11/24)... Recorded his first career multi-point game (1g, 2a) and game-winning goal vs. SJ (12/6)... Assigned to Sweden's World Junior Championship team on 12/18... Played in the World Junior Championship and recorded nine points (2g, 7a) in six games, helping Sweden capture the silver medal... Matched his career high with three points (1g, 2a) vs. TOR (1/9)... Registered his first NHL multi-goal game (2g, 0a) at PIT (4/1)... Missed seven games due to injury.



# BRAD MALONE 24



Center • Shoots Left

Acquired: 7/1/14, Signed as a free agent

6'2" • 207 lbs.

2014-15 Team: Carolina

5/20/89 • Miramichi, NB

Drafted: Colorado 2007 (5-105-4)

## HIGHLIGHTS

### NHL FIRSTS:

**Game:** 12/9/11; 4-1 COL L at EDM  
**Point:** 12/19/11; 3-2 COL W vs. PHI (assist)  
**Goal:** 4/8/13; 3-1 COL L vs. CGY (MacDonald)

### NHL HIGHS:

**Goals:** 1-11x (Last: 3/15/15; 3-2 CAR W at CBJ)  
**Assists:** 2 (3/26/15; 5-2 CAR W vs. PIT)  
**Points:** 2-2x (Last: 3/26/15; 5-2 CAR W vs. PIT)  
**Penalty Min:** 17 (11/20/14; 3-2 CAR L at LA)  
**Goal Streak:** 2 games-2x (Last: 1/31/15-2/3/15: 2g)  
**Assist Streak:** 2 games (12/19/11-12/21/11: 2a)  
**Point Streak:** 3 games-2x (Last: 1/30/15-2/3/15: 2g, 1a)

## CAREER STATS

YEAR	TEAM	LEAGUE	REGULAR SEASON					PLAYOFFS				
			GP	G	A	TP	PIM	GP	G	A	TP	PIM
2005-06	Cushing	HIGH-MA	29	9	34	43	24	—	—	—	—	—
2006-07 (a)	Sioux Falls	USHL	57	14	19	33	134	8	3	1	4	24
2007-08	North Dakota	WCHA	34	1	2	3	44	—	—	—	—	—
2008-09	North Dakota	WCHA	41	5	12	17	75	—	—	—	—	—
2009-10	North Dakota	WCHA	43	11	14	25	102	—	—	—	—	—
2010-11	North Dakota	WCHA	43	16	24	40	108	—	—	—	—	—
	Lake Erie	AHL	—	—	—	—	—	3	0	1	1	2
2011-12	Colorado	NHL	9	0	2	2	0	—	—	—	—	—
	Lake Erie	AHL	67	11	25	36	89	—	—	—	—	—
2012-13	Colorado	NHL	13	1	1	2	16	—	—	—	—	—
	Lake Erie	AHL	63	10	14	24	99	—	—	—	—	—
2013-14	Colorado	NHL	32	3	2	5	23	6	0	0	0	2
	Lake Erie	AHL	35	8	7	15	75	—	—	—	—	—
2014-15 (b)	Carolina	NHL	65	7	8	15	74	—	—	—	—	—
Hurricanes Totals (1 season)			65	7	8	15	74	—	—	—	—	—
NHL Totals (4 seasons)			119	11	13	24	113	6	0	0	0	2

(a) June 23, 2007—Selected by the Colorado Avalanche in the 2007 NHL Entry Draft. Fifth Avalanche pick, 105th overall, fourth round.

(b) July 1, 2014—Signed by the Carolina Hurricanes as a free agent.

## VS. NHL

CLUB	GP	G	A	PTS	PIM
ANA	5	2	0	2	2
ARI	5	0	0	0	2
BOS	4	0	1	1	5
BUF	3	0	0	0	2
CGY	3	1	0	1	0
CAR	0	0	0	0	0
CHI	4	1	0	1	2
COL	2	0	1	1	2
CBJ	5	2	0	2	12
DAL	0	0	0	0	0
DET	4	0	0	0	0
EDM	6	0	0	0	0
FLA	2	0	0	0	0
LA	4	0	0	0	19
MIN	4	0	0	0	0
MTL	4	0	0	0	5
NSH	4	0	0	0	9
NJ	4	0	1	1	0
NYI	5	1	1	2	2
NYR	5	1	0	1	2
OTT	5	1	1	2	7
PHI	7	1	2	3	7
PIT	3	0	2	2	6
STL	5	0	3	3	14
SJ	7	0	0	0	2
TB	4	0	0	0	4
TOR	3	1	0	1	5
VAN	4	0	1	1	2
WSH	4	0	0	0	2
WPG	4	0	0	0	0

## PERSONAL

Brad spends his off-seasons in Minnesota... His nickname is Buggy... He started playing hockey at the age of 4 and his father had the biggest influence on his career... His favorite player growing up was Mario Lemieux and his favorite team was the team his uncle Greg played for, the Pittsburgh Penguins... Brad enjoys spending his time away from the rink on the golf course... His favorite television show is Seinfeld, favorite movie is Dumb & Dumber, favorite video game is Call of Duty, favorite actor is Adam Sandler and favorite actress is Jessica Biel...

Brad's first job was mowing lawns... His favorite book is Lone Survivor by Marcus Luttrell... His Twitter handle is @Bmalone22... His favorite vacation spot is Mexico and his favorite sport to watch outside of hockey is football... Brad is a fan of the Boston Red Sox and his favorite athlete outside of hockey is Tom Brady... The celebrity he would most like to meet is Will Ferrell... His favorite road city is Los Angeles and favorite road arena is Staples Center... Brad's biggest game-day habit is his afternoon nap... His favorite former teammate is Dave Lifton.



## 2014-15 SEASON


Completed his fourth NHL season and first with the Hurricanes... Established career highs in goals (7), assists (8), points (15) and games played (65)... Recorded a team-high 74 penalty minutes, including six fighting majors, the most on the team... Led the team with 162 hits... Named the winner of the Josef Vaiscek Award for cooperation with the local media by the Carolina chapter of the Professional Hockey Writers' Association (PHWA)... Carolina was 10-1-2 when he had a point... Made his Hurricanes debut in the season opener vs. NYI (10/10)... Recorded a season-high 17 penalty minutes at LA (11/20)... Was credited for a season-high eight hits vs. NYR (12/20)... Earned his first Hurricanes point with a

goal vs. PHI (1/2)... Registered his first Hurricanes assist vs. BOS (1/4)... Scored a goal and was (+2) at ANA (2/3) to stretch his goal streak to two games and his point streak to a career-best-tying three games... Scored a goal and had an assist for his first NHL multi-point game at NYI (2/28)... Had two assists vs. PIT (3/26), marking his first NHL multi-assist game and his second NHL multi-point game... Was a healthy extra for: 17 games... **Longest goal streak:** 2 games (1/17-1/19: 2g, 0a; 1/31-2/3: 2g, 0a)... **Longest point streak:** 3 games (1/13-1/19: 2g, 1a; 1/30-2/3: 2g, 1a)... **Multi-assist games:** 1 (3/26 vs. PIT: 0g, 2a)... **Multi-point games:** 2 (2/28 at NYI: 1g, 1a; 3/26 vs. PIT: 0g, 2a).

## CAREER

Is in his fifth NHL season and second with the Hurricanes... Signed a two-year contract with Carolina on 7/1/14... His uncle, Greg Malone, played 11 seasons in the NHL from 1976-87... His cousin, Ryan Malone (Greg's son), spent last season with the Tampa Bay Lightning... Represented Canada Atlantic at the 2006 World U-17 Hockey Challenge, scoring four goals and adding an assist in five games... **2006-07:** Recorded 33 points (14g,19a) and 134 penalty minutes in 57 games for Sioux Falls (USHL)... Ranked second among Stampede skaters in penalty minutes... Shared the team lead with four game-winning goals... Skated in all eight playoff games for Sioux Falls, earning four points (3g, 1a)... **2007-08:** Skated in 34 games during his freshman season at North Dakota, helping the Fighting Sioux advance to the NCAA Men's Frozen Four... Led all North Dakota freshmen in penalty minutes (44) and ranked second in games played... Won 57.1% of his faceoffs, third best on the team... **2008-09:** Totaled 17 points (5g, 12a) in 41 games during his sophomore campaign at North Dakota... Finished second on the team with 75 penalty minutes... Tallied a goal and an assist in North Dakota's overtime loss to New Hampshire in the NCAA Northeast Regional Semifinal on 3/28... **2009-10:** Skated in all 43 games during his junior season at the University of North Dakota, tallying 11 goals and 14 assists... Led the Fighting Sioux with two short-handed goals and also paced the team with 102 penalty minutes... Finished second among North Dakota skaters in faceoff percentage at 57.3% and was third on the team with a plus-14 plus/minus rating... **2010-11:** Helped the University of North Dakota to the WCHA regular season championship, the WCHA playoff title and a berth in the 2011 NCAA Frozen Four during his senior campaign... Ranked fifth on the Sioux in scoring with 40 points (16g, 24a) and added a team high 108 penalty minutes in 43 games... Was plus-22 for the season and won 57.7% of his faceoffs, the fourth-best mark in school history... Named to the 2010-11 WCHA All-Academic Team... Finished his college career with 85 points (33g, 52a) and 329 penalty minutes in 161 games, becoming one of only four players in UND history to amass more than 75 career points and 275 career penalty minutes...

Signed an entry-level contract with the Avalanche on 4/13 and reported to the Lake Erie Monsters (AHL)... Appeared in three AHL playoff games, tallying one assist... **2011-12:** Spent the majority of his first professional season with the Lake Erie Monsters (AHL) but also saw his first NHL action with Colorado... Appeared in nine games for the Avalanche, recording two assists... Finished tied for second among Monsters skaters in scoring with 36 points (11g, 25a) in 67 games... Was also second on the club in assists and ranked fifth in penalty minutes (89)... Led Lake Erie and ranked second among league rookies with six game-winning goals... Was recalled by Colorado on 12/8 and made his NHL debut at EDM (12/9)... Picked up his first NHL point with an assist vs. PHI (12/19)... Also had an assist vs. STL (12/21)... Was reassigned to Lake Erie on 1/3 and spent the rest of the year in the AHL... **2012-13:** Tallied a goal and one assist in 13 NHL games with Colorado... Appeared in 63 games for Lake Erie (AHL), totaling 24 points (10g, 14a) with 99 penalty minutes... His 99 penalty minutes ranked second on the team... Spent the final four weeks season with the Avalanche after being recalled for a second time on 4/1... Beat Joey MacDonald for his first NHL goal vs. CGY (4/8)... Posted a career-high six hits at PHX (4/6)... Was first recalled on 1/23 and appeared in one game with the Avalanche before being reassigned on 1/29... **2013-14:** Appeared in 32 regular season games for the Colorado Avalanche, totaling three goals, two assists (5 points) and 23 penalty minutes... Also tallied 15 points (8g, 7a) and 75 penalty minutes in 35 games for Lake Erie of the American Hockey League (AHL)... Scored his first goal of the season and the second of his career vs. CHI (3/12)... Had a goal and a fighting major at CBJ (4/1)... Netted his third goal in Colorado's regular-season finale at ANA (4/13)... Made his Stanley Cup Playoff debut in Colorado's 5-4 overtime victory vs. MIN (4/17) in Game 1 of the Western Conference Quarterfinals... Played in six games during the Avalanche's opening-round, seven-game series loss against the Wild, registering four shots and had two penalty minutes.



# JAY McCLEMENT 18



Center • Shoots Left

6'1" • 205 lbs.

3/2/83 • Kingston, Ont.

Acquired: 7/1/14, Signed as a free agent

2014-15 Team: Carolina

Drafted: St. Louis 2001 (1-57-2)

## HIGHLIGHTS

### NHL FIRSTS:

**Game:** 10/5/05; 5-1 STL L at DET

**Point:** 10/11/05; 4-1 STL W vs. CHI (goal)

**Goal:** 10/11/05; 4-1 STL W vs. CHI (Khabibulin)

**Shootout Stats:** 5 attempts, 2 goals (40%),  
0 game-deciding goals

### NHL HIGHS:

**Goals:** 3 (10/30/10; 4-3 STL W vs. ATL)

**Assists:** 3-3x (Last: 3/8/07; 5-3 STL W vs. DAL)

**Points:** 3-7x (Last: 10/30/10; 4-3 STL W vs. ATL)

**Penalty Min:** 19 (12/26/06; 3-2 STL L at NSH)

**Goal Streak:** 3 games-2x (Last: 3/4/13-3/7/13: 3g)

**Assist Streak:** 4 games-3x (Last: 1/24/11-2/6/11: 4a)

**Point Streak:** 6 games-2x (Last: 3/27/07-4/5/07: 1g, 5a)

## CAREER STATS

YEAR	TEAM	LEAGUE	REGULAR SEASON					PLAYOFFS				
			GP	G	A	TP	PIM	GP	G	A	TP	PIM
1999-00	Brampton	OHL	63	13	16	29	34	6	0	4	4	8
2000-01 (a)	Brampton	OHL	66	30	19	49	61	9	4	2	6	10
2001-02	Brampton	OHL	61	26	29	55	43	—	—	—	—	—
2002-03	Brampton	OHL	45	22	27	49	37	11	3	4	7	11
	Worcester	AHL	—	—	—	—	—	1	0	0	0	0
2003-04	Worcester	AHL	69	12	13	25	20	10	0	3	3	0
2004-05	Worcester	AHL	79	17	34	51	45	—	—	—	—	—
2005-06	St. Louis	NHL	67	6	21	27	30	—	—	—	—	—
	Peoria	AHL	11	4	5	9	4	4	0	2	2	2
2006-07	St. Louis	NHL	81	8	28	36	55	—	—	—	—	—
2007-08	St. Louis	NHL	81	9	13	22	26	—	—	—	—	—
2008-09	St. Louis	NHL	82	12	14	26	29	4	0	0	0	4
2009-10	St. Louis	NHL	82	11	18	29	22	—	—	—	—	—
2010-11 (b)	St. Louis	NHL	56	6	10	16	18	—	—	—	—	—
	Colorado	NHL	24	1	3	4	12	—	—	—	—	—
2011-12	Colorado	NHL	80	10	7	17	31	—	—	—	—	—
2012-13 (c)	Toronto	NHL	48	8	9	17	11	7	0	0	0	0
2013-14	Toronto	NHL	81	4	6	10	32	—	—	—	—	—
2014-15 (d)	Carolina	NHL	82	7	14	21	17	—	—	—	—	—
NHL Totals (10 seasons)			764	82	143	225	283	11	0	0	0	4

(a) June 23, 2001—Selected by the St. Louis Blues in the 2001 NHL Entry Draft. First Blues pick, 57th overall, second round.

(b) Feb. 19, 2011—Acquired by the Colorado Avalanche from the St. Louis Blues along with Erik Johnson and St. Louis' first round choice (Duncan Siemens) in the 2011 Entry Draft for Kevin Shattenkirk, Chris Stewart and Colorado's second round choice (Ty Rattie) in 2011 Entry Draft.

(c) July 1, 2012—Signed by the Toronto Maple Leafs as a free agent.

(d) July 1, 2014—Signed by the Carolina Hurricanes as a free agent.

## PERSONAL

Jay and his wife have a son named Reid and spend their summers in Kingston, Ont... Jay started playing hockey at the age of 3 and his first youth team was the Gananoque Islanders... His dad had the biggest influence on his career and the best advice he ever received was to "put in the work every day"... His favorite team growing up was Montreal and his favorite player was Patrick Roy... Jay's first job was working as an electrician's apprentice and he says if he was not playing hockey, he would be an electrician... His favorite television show is Breaking Bad and his favorite movie is The Usual Suspects... He enjoys watching tennis and

horse racing and his favorite athlete outside of hockey is Roger Federer... Jay enjoys boating, golfing and spending time with his family when he is away from the rink... His nickname is JMac and he does the exact same off-ice workout on every game day... His favorite vacation spot is Italy and favorite type of food is sushi... He has worn No. 18 whenever it was available dating back to junior hockey... Jay's most memorable hockey moment was Toronto's series against Boston in the 2013 Stanley Cup Playoffs... His favorite road city is New York, favorite road arena is United Center and favorite team to play against is Montreal.

## VS. NHL

CLUB	GP	G	A	PTS	PIM
ANA	33	3	8	11	19
ARI	30	4	8	12	8
BOS	18	4	3	7	6
BUF	18	1	3	4	6
CGY	32	4	4	8	8
CAR	12	2	0	2	6
CHI	47	3	9	12	10
COL	25	6	5	11	10
CBJ	47	5	11	16	19
DAL	32	3	7	10	8
DET	50	3	10	13	20
EDM	36	8	10	18	16
FLA	17	0	1	1	10
LA	31	5	9	14	8
MIN	33	5	7	12	12
MTL	18	1	5	6	0
NSH	51	3	11	14	31
NJ	16	3	1	4	0
NYI	15	3	2	5	0
NYR	19	0	3	3	4
OTT	18	2	4	6	8
PHI	17	3	1	4	8
PIT	17	2	3	5	2
STL	10	1	1	2	6
SJ	32	2	2	4	16
TB	16	1	2	3	6
TOR	10	0	5	5	2
VAN	33	1	5	6	21
WSH	15	0	2	2	11
WPG	16	4	1	5	2



## 2014-15 SEASON

Completed his 10th NHL season and first with the Hurricanes... Scored seven goals and earned 14 assists in 82 games... Was one of two Hurricanes to appear in all 82 games... Ranked 10th on the team in points (21)... Ranked second on the team and 12th in the NHL in faceoff win percentage (55.4%)... Led the Hurricanes in shorthanded time on ice (2:10 per game)... Ranked first among Carolina forwards with 53 blocked shots... The Hurricanes were 11-5-3 when he recorded a point... Made his Hurricanes debut and skated 13:10 in the season opener vs. NYI (10/10)... Recorded his first Hurricanes point with an assist vs. BUF (10/14)... Logged a season-high 21:46 of ice time and was (+1)

## CAREER

Is in his 11th NHL season and second with the Hurricanes... Signed a two-year contract extension with Carolina on 3/1/15 that goes through the 2016-17 season... Has represented Canada in a number of international competitions... Won a silver medal as an alternate captain for Team Ontario at the 2000 World Under-17 Challenge... Won a gold medal with Canada's Under-18 Team at the Four Nations tournament in Slovakia in August 2000... Won a silver medal at the 2002 World Junior Championship with Canada, registered one goal and one assist in seven games... Won silver with Canada at the 2003 World Junior Championship, totaling three points (1g, 2a) in six games... Captured gold for Canada along with Cam Ward, Eric Staal and Jordan Staal at the 2007 IIHF World Championship, notching four points (2g, 2a) in nine games... Scored the fastest Canadian goal from the start of a World Championship game, finding the net 8 seconds into a game vs. Team USA (5/7/07)... **1999-00:** Totaled 29 points (13g, 16a) in 63 games during his first season in the Ontario Hockey League (OHL) with Brampton... Was teammates with Jay Harrison in Brampton... Tallied four assists for the Battalion in six playoff games... **2000-01:** Played 66 games for Brampton (OHL) totaling 49 points (30g, 19a) and 61 penalty minutes... Ranked second among Battalion skaters in goals... Played in the 2001 CHL Top Prospects Game... **2001-02:** Established his OHL career high with 55 points (26g, 29a) in 61 games for Brampton... Ranked second on the team in goals and points... **2002-03:** Served as Brampton's team captain during his fourth OHL season, tallying 49 points (22g, 27a) in 45 games... Ranked third on the team in goals... Completed his junior career ranked second on Brampton's all-time scoring list with 182 points (91g, 91a), behind only Raffi Torres (223)... Named the OHL Eastern Conference's top player in the "Best on Faceoffs," "Best Checker," "Best Defensive Forward," and "Best Penalty Killer" categories... Joined the Blues' American Hockey League (AHL) affiliate in Worcester following the season, appearing in one playoff game... **2003-04:** Totaled 25 points (12g, 13a) in his first full professional season with Worcester (AHL)... Played 10 playoff games for Worcester, collecting 3 assists as the IceCats beat Manchester before falling to Hartford in the second round... **2004-05:** Ranked first among Worcester skaters in games played (79), points (51) and assists (34)... Netted five shorthanded goals... **2005-06:** Completed his rookie NHL season, appearing in 67 games for St. Louis and earning 27 points (6g, 21a)... Also played 11 games for Peoria (AHL), totaling nine points (4g, 5a)... Made NHL debut at DET (10/5)... Became the fifth player in NHL history to score his first career goal on a penalty shot, beating Nikolai Khabibulin vs. CHI (10/11)... Appeared in four Calder Cup Playoff games for Peoria, earning two assists... **2006-07:** Played his first full season in the NHL, tallying 36 points (8g, 28a) in 81 games for the Blues... Established career-highs for assists, points and penalty minutes (55)... Played his 100th career NHL game at PIT (12/19)... Collected a career-high 19 penalty minutes at NSH (12/26)... Twice registered career-high, six-game

at NYR (10/16)... Won 7-of-8 faceoffs (87.5%) at BOS (11/15)... Appeared in his 700th NHL game, recorded an assist and was a season-high (+3) at DAL (11/18)... Netted his first Hurricanes goal vs. DET (12/7)... Recorded his first multi-point game of the season with two assists at MIN (2/14)... Earned his first multi-goal game with Carolina with a pair of goals at NYI (2/28)... Scored the game-winning goal vs. PIT (3/26)... **Longest point streak:** 2 games (1/17-1/19: 0g, 2a; 2/14-2/16: 0g, 2a; 2/28-3/2: 1g, 2a)... **Multi-goal games:** 1 (2/28 at NYI: 2g, 0a)... **Multi-assist games:** 1 (2/14 at MIN: 0g, 2a)... **Multi-point games:** 2 (2/14 at MIN: 0g, 2a; 2/28 at NYI: 2g, 0a).

point streaks, from 1/6-1/18 (1g, 6a) and from 3/27-4/5 (1g, 5a)... **2007-08:** Played 81 games for St. Louis, totaling 22 points (9g, 13a) with 26 penalty minutes... Scored the first road penalty shot goal in St. Louis Blues franchise history, beating Jose Theodore at COL (12/9)... Played his 200th career NHL game vs. TB (2/5)... **2008-09:** Established career highs in games played (82) and goals (12), totaling 26 points (12g, 14a) for the Blues... Ranked first among all NHL forwards in shorthanded time on ice (315:08)... Registered a career-high three-game goal-streak from 2/24-2/28 (3 goals)... Earned his 100th career NHL point (goal) at CBJ (2/3)... Played his 300th career NHL game at CGY (3/20)... Made his Stanley Cup playoff debut, in Game 1 of the Western Conference Quarterfinals at VAN (4/15)... Appeared in all four of the Blues' opening-round games against the Canucks... **2009-10:** Appeared in all 82 games, totaling 29 points (11g, 18a) for St. Louis... Ranked first among all NHL forwards in total shorthanded time on ice (306:53) and shorthanded time on ice per game (3:44)... Ranked ninth in the NHL in faceoffs taken and first among Blues skaters in faceoff wins (701)... Was tied for second on the team in game-winning goals (3)... **2010-11:** Split the season between St. Louis and Colorado, playing 56 games for St. Louis and earning 16 points (6g, 10a) before being traded on 2/18... Acquired by the Avalanche and totaled four points (1g, 3a) in 24 games for Colorado... Did not miss a game for either team, marking the third consecutive season in which he did not miss a game he could have played... Recorded his first career hat-trick vs. ATL (10/30)... Went 11-for-11 on faceoffs vs. NSH (11/11), becoming the first Blues player to go unblemished on at least 10 draws since the NHL began keeping faceoff statistics... Made his Avalanche debut at SJ (2/19)... Netted his first goal with Colorado and collected an assist at PHX (4/1)... **2011-12:** Played 80 games for Colorado, totaling 17 points (10g, 7a) with 31 penalty minutes... Ranked first on the team in shorthanded time on ice per game (3:06)... Saw his consecutive games played streak end at 275 games vs. NYI (11/10), marking his first missed game since 3/4/08... Earned a season-high two points (1g, 1a) at PIT (11/15)... Scored his fourth career shorthanded goal vs. NJ (11/30)... Played his 500th career NHL game at CGY (12/8)... **2012-13:** Appeared in all 48 games for the Maple Leafs, totaling 17 points (9g, 8a)... Ranked first in the NHL in total shorthanded time on ice (175:59) and shorthanded time on ice per game (3:39)... Made his Maple Leafs debut at MTL (1/19)... Netted his first goal with the Maple Leafs at BUF (1/29)... Played his 600th NHL game at FLA (4/25)... Appeared in all seven Stanley Cup Playoff games for Toronto... **2013-14:** Totaled four goals and six assists (10 points) in 81 games played... Ranked sixth in the NHL in total shorthanded time on ice (277:22) and tied for seventh in shorthanded time on ice per game (3:25)... Was second among NHL forwards in total shorthanded time on ice and first among forwards in shorthanded time on ice per game... Led the Maple Leafs and ranked 22nd in the NHL in faceoff percentage (53.6%).



# RYAN MURPHY 7



Defenseman • Shoots Right

5'11" • 185 lbs.

3/31/93 • Aurora, Ont.

Acquired: 2011 NHL Draft

2014-15 Teams: Carolina (NHL), Charlotte (AHL)

Drafted: Carolina 2011 (1-12-1)

## HIGHLIGHTS

### NHL FIRSTS:

**Game:** 2/21/13; 4-3 CAR L vs. WPG  
**Point:** 10/6/13; 2-1 CAR W vs. PHI (assist)  
**Goal:** 10/17/13; 3-2 CAR W at TOR (Bernier)

### NHL HIGHS:

**Goals:** 1-6x (Last: 4/9/15; 3-1 CAR W at PHI)  
**Assists:** 2-2x (Last: 1/8/15; 5-2 CAR W vs. BUF)  
**Points:** 2-2x (Last: 1/8/15; 5-2 CAR W vs. BUF)  
**Penalty Min:** 2-10x (Last: 4/9/15; 3-1 CAR W at PHI)  
**Goal Streak:** None  
**Assist Streak:** 3 games (1/8/15-1/13/15: 4a)  
**Point Streak:** 3 games (1/8/15-1/13/15: 0g, 4a)

## CAREER STATS

YEAR	TEAM	LEAGUE	REGULAR SEASON					PLAYOFFS				
			GP	G	A	TP	PIM	GP	G	A	TP	PIM
2008-09	York Simcoe	Minor-ON	73	30	65	95	52	—	—	—	—	—
	Villanova	ON-Jr. A	4	4	2	6	0	—	—	—	—	—
2009-10	Kitchener	OHL	62	6	33	39	22	20	5	12	17	16
2010-11 (a, b)	Kitchener	OHL	63	26	53	79	36	7	2	9	11	8
2011-12	Kitchener	OHL	49	11	43	54	30	16	2	20	22	12
2012-13	Kitchener	OHL	54	10	38	48	34	10	3	4	7	8
	Carolina	NHL	4	0	0	0	2	—	—	—	—	—
	Charlotte	AHL	3	0	2	2	0	5	0	2	2	2
2013-14	Carolina	NHL	48	2	10	12	10	—	—	—	—	—
	Charlotte	AHL	22	3	19	22	8	—	—	—	—	—
2014-15	Carolina	NHL	37	4	9	13	8	—	—	—	—	—
	Charlotte	AHL	25	0	17	17	10	—	—	—	—	—
Hurricanes/NHL Totals (3 Seasons)			89	6	19	25	20	—	—	—	—	—

(a) June 24, 2011—Selected by the Carolina Hurricanes in the 2011 NHL Entry Draft. First Hurricanes pick, 12th overall, first round.  
(b) Sept. 16, 2011—Signed by the Carolina Hurricanes to a three-year, entry-level contract.

## VS. NHL


CLUB	GP	G	A	PTS	PIM
ANA	2	0	1	1	2
ARI	3	0	1	1	0
BOS	5	0	0	0	0
BUF	3	0	3	3	2
CGY	3	0	0	0	0
CAR	0	0	0	0	0
CHI	2	0	0	0	0
COL	3	0	1	1	2
CBJ	3	0	1	1	0
DAL	1	0	0	0	0
DET	4	0	0	0	0
EDM	3	0	1	1	0
FLA	1	0	0	0	0
LA	0	0	0	0	0
MIN	2	1	0	1	0
MTL	2	0	0	0	0
NSH	3	0	1	1	2
NJ	5	0	2	2	0
NYI	5	0	1	1	0
NYR	7	1	2	3	4
OTT	3	0	0	0	0
PHI	5	1	1	2	2
PIT	5	1	0	1	0
STL	2	1	1	2	0
SJ	1	0	0	0	0
TB	3	0	0	0	0
TOR	3	1	0	1	0
VAN	4	0	0	0	4
WSH	4	0	3	3	2
WPG	2	0	0	0	0

## PERSONAL

Ryan spends his summers in his hometown of Aurora, Ont., and has a girlfriend, Alisha Haveman... His Twitter handle is @ryanmurphy24... He started playing hockey at the age of 4 and his first youth team was the Aurora Tigers... The biggest influences on his career were his parents and one of his former coaches, Maurice Catenacci... His favorite team growing up was Toronto and his favorite player was Bryan McCabe... On game days, Ryan takes a 90 minute nap, followed by a 20 minute shower and an hour playing the video game Call of Duty... Ryan's favorite television show is Breaking Bad, his favorite movie is The Wolf of Wall Street and his favorite actor is Jonah Hill... He enjoys golfing when he's away from the rink... His favorite musician is Ed Sheeran, favorite book is Playing with Fire by Theoren

Fleury and favorite video game is NHL 15... He enjoys watching football and his favorite team outside of hockey is the Toronto Blue Jays... His favorite athlete outside of hockey is Rory McElroy... The person he most wants to meet is Jordan Belfort and the celebrity he'd most like to meet is Ariana Grande... His favorite food is penne alla vodka... His favorite former teammate is Gabriel Landeskog, favorite road city is Nashville and favorite road arena is the Air Canada Centre... The parts of playing in the NHL he enjoys most are the travel and the chance to play against star athletes... His most memorable hockey moment was scoring his first NHL goal in Toronto.





## 2014-15 SEASON

Completed his third NHL season with Carolina... Established career highs in goals (4) and points (13) in 37 games played... Ranked second among Hurricanes defensemen in goals... Ranked second among Hurricanes defenseman in power-play time on ice per game (2:05)... Recorded his first assist of the season and skated 20:47 at NYR (10/16)... Was assigned to Charlotte (AHL) on Oct. 28... Appeared in 25 games for Charlotte (AHL) and registered 17 assists... Ranked second among Checkers defenseman in assists for the season... Recalled from Charlotte (AHL) on Dec. 30... Recorded his second career NHL multi-point game and was (+2) with two assists vs. BUF (1/8)... Stretched his point streak to a career-long three games with an assist vs. COL (1/13)... Participated in the AHL All-Star Classic in Utica (1/26), earning three assists and a

game-high (+5)... Scored his first goal of the season and blocked three shots vs. STL (1/30)... Earned an assist at NYR (1/30)... Was placed on injured reserve with a leg injury on 2/10... Missed 11 games (2/7-3/2) before being activated... Removed from injured reserve on 3/6... Tallied assists in back-to-back games vs. EDM (3/8) and vs. CBJ (3/10)... Scored a goal vs. NYR (3/21)... Netted his third goal of the season and was (+2) vs. PIT (3/26)... Earned an assist and was (+2) vs. NJ (3/28)... Scored his first career game-winning goal at PHI (4/9)... Was a healthy extra for: 4 games... Games missed due to injury: 13 (Lower-body: 2/7-3/2; Illness: 3/14-3/15)... **Longest point streak:** 3 games (1/8-1/13: Og, 4a)... **Multi-assist games:** 1 (1/8 vs. WSH: Og, 2a)... **Multi-point games:** 1 (1/8 vs. BUF: Og, 2a).

## CAREER

Is in his fourth NHL season with the Hurricanes... Was Carolina's first round (12th overall) pick in the 2011 NHL Draft... Has competed internationally for Canada in a number of events... Won a silver medal with Ontario at the 2010 World U-17 Hockey Challenge in Timmins, Ontario... Led Canada in scoring at the 2011 U18 World Junior Championship in Germany with 13 points (4g, 9a) in seven games, and named the tournament's Top Defenseman... Had five points (1g, 4a) during the four-game Canada-Russia Challenge in Aug. 2012... Earned three points (1g, 2a) in six games for Canada at the 2013 World Junior Championship... Prior to beginning his OHL career, played youth hockey for the York Simcoe Express, winning Ontario Minor Hockey Association AAA championships in Bantam (2008) and Peewee (2006)... Was Kitchener's first-round pick (3rd overall) in the 2009 OHL Priority Selection... **2009-10:** Ranked second among rookie blueliners and seventh among all OHL rookies with 39 points (6g, 33a)... Was selected to the OHL's All-Rookie Team... Ranked second among Kitchener rookies and second among Rangers defensemen in scoring... Was named Kitchener's Most Gentlemanly Player... Made his OHL debut vs. Kingston (9/18)... Earned his first OHL point with an assist vs. Owen Sound (9/25)... Netted his first OHL goal at Belleville (10/17)... Earned his first multi-point game with a three-point effort (1g, 2a) at Kingston (11/20)... Ranked third among OHL defensemen in scoring during the 2010 OHL playoffs, helping Kitchener reach the conference final before falling to eventual Memorial Cup champion Windsor in seven games... **2010-11:** Led all OHL defensemen in goals (26) and ranked second in scoring (79 points) in 63 games... Was voted into the top three by the league's Western Conference coaches in the Smartest Player and Best Offensive Defenseman categories... Played in the CHL/NHL Top Prospects Game... Represented Team OHL in the CHL Subway Super Series against Russia... Was named OHL Defenseman of the Month for October after leading all league blueliners with 18 points (7g, 11a) in 12 games... Had five-point efforts with a goal and four assists vs. Erie (10/1) and at London (11/4)... Earned three or more assists in a game six times during the regular-season... Ranked tied for 11th among OHL defensemen in playoff scoring with 11 points (2g, 9a), despite playing just seven postseason contests, as Kitchener fell in the opening round to Plymouth... **2011-12:** Ranked tied for third among OHL defensemen in scoring, totaling 54 points (11g, 43a) in 49 games for Kitchener... Was tied for second among league defensemen in assists (43), and earned OHL Second All-Star Team honors... Ranked fourth among all Kitchener skaters in scoring and tied for second in assists... Had 13 multi-point games, including five three-point games and three four-point games... Made the Hurricanes' roster to open the season, and was a healthy extra for the first four games of the NHL season with the Hurricanes, prior to being returned to Kitchener... Missed 10 games after suffering a concussion from a hit by Tom Kuhnackl vs. Niagara

(11/4)... Had points in 13 of 14 games between 1/15-2/17, including four-point games vs. Kingston (1/15: 1g, 3a) and at Belleville (1/21: 1g, 3a)... Earned four assists in the regular-season finale vs. Erie (3/16)... Led all OHL defensemen in assists (20) during the playoffs, as Kitchener advanced to the conference final before being swept by eventual OHL Champion London... Ranked third among OHL defensemen in playoff points (22), skating in 16 postseason contests... Had points in 12 of 16 playoff games, including eight multi-point games... Had his second three-point effort of the playoff with a goal and two assists in Game 3 vs. London (4/22)... **2012-13:** Appeared in his first NHL season, skating in four games for the Hurricanes... Spent most of the season with Kitchener (OHL), ranking ninth among OHL defensemen in scoring with 48 points (10g, 38a) in 54 games... Was third among all Kitchener skaters in scoring and fifth on the team in plus/minus (+14)... Also appeared in three regular-season American Hockey League (AHL) games with Charlotte, earning two assists... Had 13 multi-point games for Kitchener, including a four-assist game vs. Oshawa (10/19)... Recalled by Carolina on an emergency basis on 2/21, and made his NHL debut that night vs. WPG (2/21), skating 23:51 of ice time... Skated an season-high 25:27 vs. TB (2/23)... Reassigned to Kitchener (OHL) on 2/28... Totaled seven points (3g, 4a) in 10 OHL playoff games as Kitchener knocked off Guelph before falling to London... Recorded his only multi-goal game of the season in the Rangers' first playoff game vs. Guelph (3/22)... Assigned to Charlotte after Kitchener fell to London in the second round of the OHL playoffs... Completed his OHL career with 220 points (53g, 167a) and 122 penalty minutes in 228 career regular-season games with Kitchener... Also had 57 points (12g, 45a) in 53 career OHL playoff games... Made his AHL debut and was (+2) at Peoria (4/16)... Earned his first professional point with an assist at Milwaukee (4/19)... Appeared in all five Calder Cup Playoff games for the Checkers, earning a pair of assists... Made his pro playoff debut and earned his first playoff point in Game 1 at Oklahoma City (4/26)... **2013-14:** Completed his first full professional season, recording two goals and 10 assists in 48 NHL games with Carolina... Appeared in 22 games for Charlotte (AHL), totaling three goals, 19 assists and a (+7) rating... Set a Charlotte franchise record for assists by a rookie defenseman in a single season... Recorded an 11-game assist streak, the longest by an AHL defenseman since 2008-09, and the longest by any AHL player since 2011-12... Set a Charlotte franchise record with his 11-game assist streak, matching the franchise record for longest point streak... Recorded his first career NHL point with an assist vs. PHI (10/6)... Scored his first NHL goal at TOR (10/17)... Earned his first NHL multi-point game (Og, 2a) and was a career-best (+3) at WSH (1/2)





# RILEY NASH 20



Center • Shoots Right

6'1" • 200 lbs.

5/9/89 • Consort, Alb.

Acquired: 6/26/10, Trade with EDM

2014-15 Team: Carolina

Drafted: Edmonton 2007 (3-21-1)

## HIGHLIGHTS

### NHL FIRSTS:

**Game:** 12/21/11; 4-3 CAR L vs. PHX

**Point:** 12/23/11; 2-1 CAR OT W vs. OTT (assist)

**Goal:** 3/2/13; 6-2 CAR W vs. FLA (Clemmensen)

**Shootout Stats:** 5 attempts, 2 goals (40%),  
1 game-deciding goal

### NHL HIGHS:

**Goals:** 2 (3/12/13; 4-0 CAR W at WSH)

**Assists:** 2-3x (Last: 11/22/14; 4-3 CAR OTL at COL)

**Points:** 3 (3/2/13; 6-2 CAR W vs. FLA)

**Penalty Min:** 15 (12/10/13; 5-4 CAR OTL at EDM)

**Goal Streak:** 2 games-3x (Last: 1/8/15-1/10/15: 2g)

**Assist Streak:** 3 games (11/8/14-11/13/14: 3a)

**Point Streak:** 3 games-3x (Last: 11/8/14-11/13/14: 1g, 3a)

## CAREER STATS

YEAR	TEAM	LEAGUE	REGULAR SEASON					PLAYOFFS				
			GP	G	A	TP	PIM	GP	G	A	TP	PIM
2005-06	Thompson Blazers	BCMML	31	29	31	60	100	—	—	—	—	—
	Salmon Arm	BCHL	1	0	0	0	0	5	1	2	3	0
2006-07 (a)	Salmon Arm	BCHL	55	38	46	84	87	11	4	7	11	31
2007-08	Cornell	ECAC	36	12	20	32	28	—	—	—	—	—
2008-09	Cornell	ECAC	36	13	22	35	34	—	—	—	—	—
2009-10 (b, c)	Cornell	ECAC	30	12	23	35	39	—	—	—	—	—
2010-11	Charlotte	AHL	79	14	18	32	26	16	1	3	4	16
	Charlotte	AHL	58	8	12	20	26	—	—	—	—	—
2011-12	Carolina	NHL	5	0	1	1	2	—	—	—	—	—
	Charlotte	AHL	58	8	12	20	26	—	—	—	—	—
2012-13	Carolina	NHL	32	4	5	9	8	—	—	—	—	—
	Charlotte	AHL	51	13	24	37	20	5	1	2	3	0
2013-14	Carolina	NHL	73	10	14	24	29	—	—	—	—	—
2014-15	Carolina	NHL	68	8	17	25	12	—	—	—	—	—
Hurricanes/NHL Totals (4 Seasons)			178	22	37	59	51	—	—	—	—	—

(a) June 21, 2007—Selected by the Edmonton Oilers in the 2007 NHL Entry Draft. Third Oilers pick, 21st overall, first round.

(b) June 25, 2010—Acquired by the Carolina Hurricanes from the Edmonton Oilers in exchange for Ottawa's second-round pick (Martin Marincin) in the 2010 NHL Entry Draft.

(c) July 19, 2010—Signed a three-year, entry-level contract with the Carolina Hurricanes.

## VS. NHL

CLUB	GP	G	A	PTS	PIM
ANA	3	0	1	1	0
ARI	4	1	1	2	0
BOS	7	0	1	1	2
BUF	6	2	1	3	4
CGY	4	0	1	1	0
CAR	0	0	0	0	0
CHI	4	0	0	0	0
COL	4	0	2	2	0
CBJ	7	1	3	4	2
DAL	4	1	1	2	2
DET	4	0	0	0	2
EDM	4	1	1	2	15
FLA	8	3	2	5	0
LA	4	0	2	2	0
MIN	4	1	0	1	0
MTL	7	0	1	1	0
NSH	3	1	0	1	2
NJ	10	0	2	2	2
NYI	10	0	2	2	2
NYR	11	0	0	0	0
OTT	6	1	2	3	2
PHI	8	0	1	1	6
PIT	10	1	2	3	2
STL	4	1	2	3	0
SJ	3	1	1	2	0
TB	10	1	3	4	4
TOR	6	0	0	0	2
VAN	3	0	0	0	0
WSH	12	4	2	6	2
WPG	8	2	3	5	0

## PERSONAL

Riley is single and spends his summers in British Columbia... His nickname is Nasher, and his older brother, Brendon, plays for HC Kladno in the Czech league... His cousin, Kelly Olynyk, plays in the NBA for the Boston Celtics... Riley is involved with a number of charities in his home town of Kamloops, B.C.... He started playing hockey at the age of 3 and his first youth team was in the Initiation A program in Kamloops... His parents had the biggest influence on his career... His favorite player growing up was Steve Yzerman and his favorite team was Vancouver... Riley's first job was working as an eaves trough installer with his father... His favorite television show is Suits, favorite movie is Old School and favorite actor is Will Ferrell... His favorite musical artist is North Carolina native Eric Church...

His biggest game-day habit is having ice cream at the pregame meal... He enjoys golfing or going to dinner with the guys when he is away from the rink... His favorite food is sushi and favorite website is barstoolsports.com... His Twitter username is @rileynash20... His favorite vacation spot is his cabin on Shuswap Lake... Riley's biggest talent outside of hockey is wake surfing... He enjoys watching football and college basketball... His favorite non-hockey athlete is Mike Trout and favorite team outside of hockey is the Toronto Blue Jays... His favorite road city is Chicago, favorite road arena is Bell Centre and favorite team to play against is Toronto... His most memorable hockey moment was playing his first NHL game "in front of the awesome Caniacs."



## 2014-15 SEASON


Completed his fourth NHL season with Carolina... Established career highs in assists (17) and points (25) in 68 games played... Ranked fourth on the team in faceoff win percentage (50.9%)... Was fourth among Carolina forwards with 88 hits... Ranked second among Carolina forwards with 46 blocked shots... Was third on the team with 52 takeaways... Recorded an assist in the season opener vs. NYI (10/10)... Earned his first multi-point game of the season with a goal and an assist vs. BUF (10/14)... Skated a season-high 22:24 and tallied an assist at WPG (10/21)... Scored a goal at CBJ on 11/4 to stretch his point streak to three

games (11/1-11/4: 1g, 2a)... Notched a goal and an assist at WSH (11/8)... Scored a goal and was (+2) in back-to-back games vs. BUF (1/8) and at STL (1/10)... Games missed due to injury: 8 (Concussion: 3/29-4/11)... Was a healthy extra for: 6 games... **Longest goal streak:** 2 games (1/8-1/10: 2g, 0a)... **Longest assist streak:** 3 games (11/8-11/13: 1g, 3a)... **Longest point streak:** 3 games (11/1-11/14: 1g, 2a; 11/8-11/13: 1g, 3a)... **Multi-assist games:** 1 (11/22 at COL: 0g, 2a)... **Multi-point games:** 3 (10/14 vs. BUF: 1g, 1a; 11/8 at WSH: 1g, 1a; 11/22 at COL: 0g, 2a).

## CAREER

Is in his fifth NHL season with the Hurricanes... Acquired by Carolina from Edmonton on 6/26/10 in exchange for a second-round pick in the 2010 NHL Entry Draft... Signed a two-year, two-way contract with the Hurricanes on 7/9/13... Had 89 points (35g, 54a) and 72 penalty minutes in 188 career American Hockey League (AHL) regular-season games entering 2013-14... Was a first-round selection by the Oilers in the 2007 NHL Entry Draft... Finished his three-year career at Cornell University with 102 points (37g, 65a) and 101 penalty minutes in 102 games... Was plus-23 for his collegiate career, and was teammates at Cornell with his brother, Brendon, who currently plays for HC Kladno of the Czech league... **2006-07:** Earned Interior Conference Rookie of the Year honors for the British Columbia Hockey League (BCHL), after leading Salmon Arm skaters with 95 points (42g, 53a) in 66 regular-season and playoff games... Was also named team MVP... **2007-08:** Was named both ECAC and Ivy League Rookie of the Year, after finishing second among Cornell skaters in scoring with 32 points on 12 goals and a team-best 20 assists during his freshman season... Was Cornell's first Ivy League Rookie of the Year since Denis Ladouceur in 1999 and its first ECAC Hockey Rookie of the Year since David McKee in 2004... Had a team-high 10 multi-point games and his 32 points were the most for a Cornell freshman since Kyle Knopp earned 33 in 1995-96... **2008-09:** Was named to the ECAC First Team and earned honorable-mention All-Ivy League honors during his sophomore year, leading the Big Red with 35 points (13g, 22a)... Had eight multi-point games, including a four-point effort vs. Union College (2/21)... Had a career-best three assists vs. Rensselaer (3/15)... Was invited to the selection camp for Team Canada for the 2009 World Junior Championships, but did not make the final roster... **2009-10:** Was named third-team All-ECAC and honorable mention All-Ivy League after totaling 35 points (12g, 23a) in 30 games for Cornell... Reached the 100-point mark for his collegiate career... Had nine multi-point games to complete his collegiate career with 27 multi-point efforts in three seasons... Earned at least one point in seven of the season's first eight games... Notched three points (2g, 1a) vs. Colgate (2/16)... Closed out the season with a point in each of his final five games, including five points in Cornell's ECAC quarterfinal series against Harvard... Missed four games to injury, marking his only games missed during his collegiate career... **2010-11:** Completed his first professional season, ranking second among Charlotte (AHL) rookies with 32 points (14g, 18a) in 79 games... Led Checkers rookie forwards in

plus/minus (+5)... Made his professional debut at Connecticut (10/9)... Earned his first AHL points with a pair of assists at Binghamton (10/30)... Scored his first AHL goal vs. Portland (11/3)... Earned his first multi-goal game with a pair of tallies vs. Syracuse (12/6)... Totaled four points (1g, 3a) in 16 Calder Cup Playoff games, as the Checkers advanced to the Eastern Conference Final before falling to Binghamton... **2011-12:** Appeared in his first NHL season, spending the majority of the season with Carolina's AHL affiliate, Charlotte... Skated in five NHL games for Carolina, averaging 10:34 in ice time per game and recording one assist... Had 20 points (8g, 12a) in 58 games with Charlotte (AHL)... Scored six of his eight AHL goals on the power play, ranking tied for fourth among Checkers... Was recalled to the NHL for the first time on 12/21... Made his NHL debut and was (even) in 13:02 of ice time vs. PHX (12/21)... Earned his first career NHL point with an assist on Andreas Nodl's goal vs. OTT (12/23)... Reassigned to Charlotte (AHL) on 12/23... Finished the month of January with eight points (4g, 4a) in eight AHL games, including three multi-point games... Served a second NHL stint from 1/30-2/6, skating in three games without earning a point... Missed 16 AHL games due to injury... **2012-13:** Appeared in 32 NHL games with Carolina, totaling four goals and five assists (9 points)... Also played 51 games with Charlotte in the AHL, ranking fifth among Checkers skaters in scoring with 37 points (13g, 24a)... Was second among Charlotte players in plus/minus (+14) and fourth in assists (24)... Had a four-point AHL game (2g, 2a) at Milwaukee (2/16) and was recalled to the NHL two days later... Made his NHL season debut for Carolina at MTL (2/18)... Scored his first NHL goal and earned his first career multi-point game with a career-high three points (1g, 2a) vs. FLA (3/2)... Earned his first career multi-goal game with a pair of tallies at WSH (3/12)... Scored the game-winning goal in the shootout vs. NYI (4/23)... Reassigned to Charlotte on 4/24 for the AHL's Calder Cup Playoffs, where he totaled three points (1g, 2a) in five games... **2013-14:** Established career highs in games played (73) and goals (10)... Ranked tied for third on the team with a career-high three game-winning goals... Tallied his first NHL game-winning goal at NSH (12/5)... Scored a goal in consecutive games for the first time in his career (12/5-12/6)... Recorded a career-high 15 penalty minutes at EDM (12/10)... Played in his 100th NHL/Hurricanes game and won a career-high 13 faceoffs vs. NYI (3/25)... Matched his career high with two assists vs. CBJ (3/29)... Games missed due to injury: 5.



# ANDREJ NESTRASIL 15



Center/Wing • Shoots Left

Acquired: 11/20/14, Waivers from Detroit

6'3" • 200 lbs.

2014-15 Teams: Detroit/Carolina (NHL), Charlotte (AHL)

2/22/91 • Prague, Czech Republic

Drafted: Detroit 2009 (3-75-3)

## HIGHLIGHTS

### NHL FIRSTS:

**Game:** 10/9/14; 2-1 DET W vs. BOS  
**Point:** 10/25/14; 4-2 DET L at PHI (assist)  
**Goal:** 11/22/14; 4-3 CAR L at COL (Berra)  
**Shootout Stats:** 1 attempt, 0 goals (0%),  
0 game-deciding goals

### NHL HIGHS:

**Goals:** 1-7x (3/26/15; 5-2 CAR W vs. PIT)  
**Assists:** 2-4x (Last: 3/15/15; 3-2 CAR W at CBJ)  
**Points:** 3 (2/16/15; 6-3 CAR W at OTT)  
**Penalty Min:** 2-4x (Last: 4/4/15; 3-2 CAR W vs. PHI)  
**Goal Streak:** 2 games (2/14/15-2/16/15: 2g)  
**Assist Streak:** 3 games (2/27/15-3/2/15: 5a)  
**Point Streak:** 3 games (2/27/15-3/2/15: 0g, 5a)

## CAREER STATS

YEAR	TEAM	LEAGUE	REGULAR SEASON					PLAYOFFS				
			GP	G	A	TP	PIM	GP	G	A	TP	PIM
2007-08	HC Slavia Praha Jr.	Czech Jr.	40	12	16	28	58	5	1	2	3	4
2008-09	Victoriaville	QMJHL	66	22	35	57	67	4	2	1	3	10
	Czech Rep.	WJ18-A	6	2	2	4	6	—	—	—	—	—
2009-10	Victoriaville	QMJHL	50	16	35	51	40	16	2	4	6	10
	Czech Rep.	WJC-A	6	1	6	7	4	—	—	—	—	—
2010-11	P.E.I.	QMJHL	58	19	51	70	40	5	1	5	6	2
	Czech Rep.	WJC-A	6	1	2	3	2	—	—	—	—	—
2011-12	Grand Rapids	AHL	25	3	1	4	6	—	—	—	—	—
	Toledo	ECHL	51	7	22	29	20	—	—	—	—	—
2012-13	Grand Rapids	AHL	25	3	3	6	2	1	0	0	0	0
	Toledo	ECHL	40	11	30	46	26	4	1	2	3	0
2013-14	Grand Rapids	AHL	70	16	20	36	24	10	4	2	6	4
2014-15	<b>Detroit</b>	<b>NHL</b>	<b>13</b>	<b>0</b>	<b>2</b>	<b>2</b>	<b>4</b>	—	—	—	—	—
	<b>Carolina</b>	<b>NHL</b>	<b>41</b>	<b>7</b>	<b>11</b>	<b>18</b>	<b>4</b>	—	—	—	—	—
	Charlotte	AHL	3	0	0	0	17	—	—	—	—	—
<b>Hurricanes Totals (1 season)</b>			<b>41</b>	<b>7</b>	<b>11</b>	<b>18</b>	<b>4</b>	—	—	—	—	—
<b>NHL Totals (1 season)</b>			<b>54</b>	<b>7</b>	<b>13</b>	<b>20</b>	<b>8</b>	—	—	—	—	—

(a) June 27, 2009—Selected by the Detroit Red Wings in the 2009 NHL Entry Draft. Third Red Wings choice, 75th overall, third round.  
(b) November 20, 2014—Acquired by the Carolina Hurricanes on waivers from the Detroit Red Wings.


## VS. NHL

CLUB	GP	G	A	PTS	PIM
ANA	2	0	0	0	0
ARI	1	0	0	0	0
BOS	3	0	0	0	0
BUF	1	0	0	0	0
CGY	0	0	0	0	0
CAR	0	0	0	0	0
CHI	2	0	1	1	0
COL	1	1	0	1	0
CBJ	2	0	2	2	0
DAL	1	1	0	1	0
DET	3	0	0	0	0
EDM	1	1	0	1	0
FLA	3	0	0	0	0
LA	1	0	0	0	0
MIN	2	1	0	1	0
MTL	2	0	0	0	2
NSH	1	0	1	1	0
NJ	4	0	1	1	0
NYI	2	0	2	2	0
NYR	3	0	1	1	0
OTT	2	1	2	3	0
PHI	3	0	1	1	4
PIT	4	1	0	1	0
STL	0	0	0	0	0
SJ	1	1	0	1	0
TB	1	0	0	0	0
TOR	3	0	0	0	2
VAN	1	0	0	0	0
WSH	4	0	2	2	0
WPG	0	0	0	0	0

## PERSONAL

Andrej is single and spends his summers in his hometown of Prague... He first started playing hockey at the age of 3 and his first youth team was Slavia Praha... Andrej says the biggest influences on his career were his father and current Detroit Red Wings Head Coach Jeff Blashill... The best advice he's ever been given is that "greatness is a daily choice"... Andrej's favorite player growing up was Eric Lindros... His favorite television shows are Friends and House, favorite musical artist is Tracy Chapman, favorite movie is Forrest Gump and favorite actor is Miles Teller... He enjoys golf and squash and his favorite vacation spots are Rome and

London... Outside of hockey, his favorite sport to watch is soccer, favorite athlete is Zlatan Ibrahimovic and favorite team is FC Barcelona... The person he would most like to meet is illusionist Derren Brown... His favorite food is a healthy smoothie... Andrej's most memorable hockey moment was his NHL debut for the Red Wings... His favorite restaurant is Vivace, favorite website is isport.cz, and favorite video game is Sniper Elite... Andrej's favorite road city is Anaheim, favorite road arena is United Center and favorite team to play against is Detroit... He says the fans are the best thing about playing in the NHL.



## 2014-15 SEASON


Completed his first NHL season... Split time between Detroit and Carolina, totaling seven goals and 13 assists in 54 games... Scored seven goals and notched 11 assists in 41 games for the Hurricanes... Was first on the team with a (+2) rating... Made his NHL debut in DET's opener vs. BOS (10/9)... Earned his first NHL point (assist) on Riley Sheahan's goal at PHI (10/25)... Had two assists in 13 games with DET prior to being claimed on waivers... Claimed on waivers from DET (11/20)... Made his Hurricanes debut and scored a goal at COL (11/22)... Was the fifth player to score in his Hurricanes debut since 2009 (Dvorak, Gerbe, Terry and Tlustý)... Was on injured reserve from 12/8-1/6 due to an upper-body injury... Recorded his

first career multi-point game with a goal and two assists at OTT (2/16)... Earned two assists in back-to-back games: vs. WSH 2/27 and at NYI 2/28... Recorded an assist at CHI (3/2), stretching his point streak to three games... Games missed due to injury: 13 (Upper-body: 12/11-1/6)... Was a healthy extra for: 7 games... **Longest goal streak:** 2 games (2/14-2/16: 2g, 2a)... **Longest assist streak:** 3 games (2/27-3/2: 0g, 5a)... **Longest point streak:** 3 games (2/27-3/2: 0g, 5a)... **Multi-point games:** 4 (2/16 at OTT: 1g, 2a; 2/27 vs. WSH: 0g, 2a; 2/28 at NYI: 0g, 2a; 3/15 at CBJ: 0g, 2a).

## CAREER

Is in his second NHL season with Carolina... Acquired by the Hurricanes on waivers from the Detroit Red Wings on 11/20/14... Signed a two-year contract with the Hurricanes on 6/29/15, which goes through the 2016-17 season... Originally selected by Detroit in the third round (75th overall) of the 2009 NHL Entry Draft... Has competed internationally for the Czech Republic in several events, including the 2009 U18 World Junior Championship and the 2010 and 2011 World Junior Championships... **2007-08:** Totaled 12 goals and 16 assists (28 points) in 40 games for HC Slavia Praha Jr. in his hometown of Prague... Ranked second on the team in points... **2008-09:** Selected by Victoriaville of the Quebec Major Junior Hockey League (QMJHL) in the first round (seventh overall) of the 2008 CHL Import Draft... Ranked second among Tigres skaters and fourth among league rookies in scoring with 57 points (22g, 35a) in 66 games... Made his QMJHL debut at Gatineau (9/11)... Scored his first QMJHL goal in his second career game, at Quebec (9/14)... Netted a hat trick vs. Saint John in just his sixth game for Victoriaville... Earned a QMJHL career-best, six-game assist streak from 11/25-12/7 (9a), including a career-best, four-point effort vs. Lewiston (11/30)... Had a QMJHL career-long, six-game goal streak from 2/27-3/15 (7g)... Made his QMJHL playoff debut in Victoriaville's opening-round series loss to Shawinigan, earning three points (2g, 1a) in four games... **2009-10:** Tallied 16 goals and 35 assists (51 points) in 50 games for Victoriaville... Matched his single-game career high with four points (1g, 3a) at Rimouski (10/27)... Had points in four consecutive games, including three multi-point efforts, to close the regular season (3/5-3/14: 1g, 6a)... Totaled six points (2g, 4a) in 16 QMJHL playoff games as the Tigres advanced to the semifinal before falling to Saint John... Also represented the Czech Republic at the World Junior Championship in Saskatoon, earning seven

points (1g, 6a) in six games... **2010-11:** Acquired by Prince Edward Island in an off-season trade, and ranked second among Rocket skaters with 70 points (19g, 51a) in 58 games... Was plus-13 for the season... Led PEI with six points (1g, 5a) during an opening-round loss to Shawinigan... Again played for the Czech Republic at the World Junior Championship, earning three points (1g, 2a)... **2011-12:** Split his first professional season between Grand Rapids of the American Hockey League (AHL) and Toledo (ECHL)... Scored three goals and had one assist (4 points) in 25 games on the AHL level with the Griffins... Notched 29 points (7g, 22a) in 51 games with Toledo... Made his professional debut with the Walleye vs. Chicago (10/15)... Made his AHL debut for the Griffins at Oklahoma City (10/21)... Earned first star honors for Grand Rapids the following night after picking up his first two professional points (1g, 1a) at Oklahoma City (10/22)... **2012-13:** Appeared in 25 regular-season games with Grand Rapids, registering six points (3g, 3a)... Also had 41 points (11g, 30a) on the ECHL level with Toledo... appeared in one AHL playoff game... Had a five-points game with two goals and three assists for Toledo at Fort Wayne (12/31)... Named the ECHL Plus Performer of the Month for December with a plus-13 rating... Appeared in four playoff games for the Walleye, earning three points (1g, 2a)... Skated in one AHL playoff game for Grand Rapids, as the Griffins captured the 2013 Calder Cup championship... **2013-14:** Established AHL career highs in games played (70), goals (16), assists (20) and points (36)... Ranked tied for third among Griffins skaters in goals, and tied for fifth in points... Had a career-long, seven-game points streak from 3/14-3/29, totaling 11 points (6g, 5a) during that span... Had six points (4g, 2a) in 10 Calder Cup Playoff games as the Griffins topped Abbotsford before falling to eventual champion Texas in the second round.



# JOAKIM NORDSTROM

42



Center • Shoots Left

6'1" • 189 lbs.

2/25/92 • Stockholm, Sweden

Acquired: 9/11/15, Trade with CHI

2014-15 Teams: Chicago (NHL), Rockford (AHL)

Drafted: Chicago 2010 (6-90-3)

## HIGHLIGHTS

### NHL FIRSTS:

**Game:** 10/1/13; 6-4 CHI W vs. WSH

**Point:** 10/11/13; 3-2 CHI W vs. NYI (goal)

**Goal:** 10/11/13; 3-2 CHI W vs. NYI (Poulin)

**Shootout Stats:** 0 attempt, 0 goals (0%),  
0 game-deciding goals

### NHL HIGHS:

**Goals:** 1 (10/11/13; 3-2 CHI W vs. NYI)

**Assists:** 1-5x (Last: 3/23/15; 3-1 CHI W at CAR)

**Points:** 1-6x (Last: 3/23/15; 3-1 CHI W at CAR)

**Penalty Min:** 2-3x (Last: 3/12/15; 2-1 CHI W at ARI)

**Goal Streak:** None

**Assist Streak:** None

**Point Streak:** None

## CAREER STATS

YEAR	TEAM	LEAGUE	REGULAR SEASON					PLAYOFFS				
			GP	G	A	TP	PIM	GP	G	A	TP	PIM
2008-09	AIK U18	SWE-U18	35	8	16	24	32	7	2	2	4	2
	AIK Jr.	SWE-Jr.	4	2	0	2	2	—	—	—	—	—
2009-10 (a)	AIK U18	SWE-U18	2	1	1	2	0	3	1	2	3	4
	AIK Jr.	SWE-Jr.	28	6	9	15	53	—	—	—	—	—
	AIK	SWE-2	2	0	0	0	0	—	—	—	—	—
2010-11	AIK Jr.	SWE-Jr.	25	9	11	20	36	—	—	—	—	—
	Almtuna	SWE-2	12	0	1	1	4	—	—	—	—	—
	AIK	SWE	11	0	1	1	0	1	0	0	0	0
2011-12	AIK	SWE	47	3	3	6	4	10	1	2	3	2
2012-13	AIK Solna	SWE	43	5	4	9	29	—	—	—	—	—
	Rockford	AHL	11	0	3	3	12	—	—	—	—	—
2013-14	Chicago	NHL	16	1	2	3	2	7	0	0	0	0
	Rockford	AHL	58	17	16	33	21	—	—	—	—	—
2014-15 (b)	Rockford	AHL	23	9	7	16	19	—	—	—	—	—
	Chicago	NHL	38	0	3	3	4	3	0	0	0	0
NHL Totals (2 seasons)			54	1	5	6	6	10	0	0	0	0

(a) June 23, 2010—Selected by the Chicago Blackhawks in the 2010 NHL Entry Draft. Sixth Blackhawks choice, 90th overall, third round.

(b) Sept. 11, 2015—Acquired by the Carolina Hurricanes along with Kris Versteeg and a third-round selection in the 2017 NHL Draft from the Chicago Blackhawks in exchange for Dennis Robertson, Jake Massie and a fifth-round pick in the 2017 NHL Draft..


## VS. NHL

CLUB	GP	G	A	PTS	PIM
ANA	3	0	0	0	0
ARI	2	0	0	0	2
BOS	0	0	0	0	0
BUF	1	0	0	0	0
CGY	1	0	0	0	0
CAR	3	0	1	1	0
CHI	0	0	0	0	0
COL	4	0	0	0	0
CBJ	1	0	0	0	0
DAL	4	0	0	0	0
DET	0	0	0	0	0
EDM	3	0	1	1	0
FLA	2	0	0	0	0
LA	2	0	0	0	2
MIN	5	0	1	1	0
MTL	2	0	1	1	0
NSH	2	0	0	0	0
NJ	0	0	0	0	0
NYI	1	1	0	1	0
NYR	2	0	0	0	0
OTT	0	0	0	0	0
PHI	1	0	0	0	0
PIT	1	0	0	0	0
STL	5	0	1	1	0
SJ	1	0	0	0	0
TB	2	0	0	0	0
TOR	2	0	0	0	0
VAN	1	0	0	0	0
WSH	2	0	0	0	2
WPG	1	0	0	0	0

## PERSONAL

Joakim and his girlfriend, Fanny Liwenborg, spend their summers in Stockholm... He started skating when he was two years old and his first youth team was Hanvikens SK... The biggest influence on his career is his family and the best advice he has been given is to have fun and enjoy it... His favorite player growing up was Daniel Alfredsson and his favorite team was AIK Stockholm... Joakim's nickname is "Nordy" and his favorite television show is Entourage... He enjoys the Batman movies and his favorite actress is Margot Robbie... Joakim's Twitter handle is @Jo92No... His favorite band is Mumford & Sons, favorite vacation spot is

Marbella, Spain and favorite video game is Call of Duty... His most common game-day habit is a nap... He enjoys spending time with friends and family when he is away from the rink... Joakim's favorite meal is tacos, favorite sport to play is golf, favorite team outside of hockey is FC Barcelona and favorite non-hockey athlete is Zlatan Ibrahimovic... The celebrity he would most like to meet is Will Ferrell... His favorite road city is Dallas and favorite road arena is American Airlines Center... He enjoys playing in the NHL because he gets to "compete with and against the best players in the world."



## 2014-15 SEASON

Split the season between Chicago and the American Hockey League's Rockford IceHogs... Registered three assists in 38 regular-season games with the Blackhawks... Recorded a season-high 15:51 of ice time at CAR (3/23)... His assists came at EDM (11/22), vs. MTL (12/5) and at CAR (3/23)... Posted 16 points (9G, 17A) in 23 regular-season tilts with Rockford... Was named the ninth captain


in Rockford franchise history... Had points in five consecutive AHL games from 10/25-11/6 (4g, 2a)... Notched his first professional hat trick and a career-best four points at Lake Erie (12/13)... Appeared in three playoff games for Chicago as the Blackhawks captured the 2015 Stanley Cup Championship... Recorded a playoff career high 19:51 of ice time vs. NSH (4/15).

## CAREER

Is in his third NHL season and first with Carolina... Selected by Chicago in the third round of the 2010 NHL Entry Draft... Acquired by Carolina along with Kris Versteeg and a third-round pick in the 2017 NHL Draft from Chicago in exchange for Dennis Robertson, Jake Massie and a fifth-round pick in the 2017 Draft... Had totaled six points (1g, 5a) and six penalty minutes in 54 NHL regular-season games entering the 2015-16 season... Was a member of the 2015 Stanley Cup champion Blackhawks, playing in three playoff games during Chicago's title run... Totaled 52 points (26g, 26a) in 92 career American Hockey League (AHL) games entering 2015-16... Has represented Sweden in two major international competitions, both alongside current Hurricanes teammate Victor Rask... Won a gold medal with Team Sweden at the 2012 World Junior Championship, posting five points (4g, 1a) in six games and serving as alternate captain... Tied for sixth on the team in points and shared second in goals... Tallied two assists in six games at the 2010 U18 WJC, helping Sweden win a silver medal... **2008-09:** Netted eight goals and added 16 assists (24 points) in 35 games for AIK IF Solna's U-18 squad... Also appeared in four games for AIK Jr., netting a pair of goals... **2009-10:** Spent the majority of the season with AIK Jr., registering 15 points (6g, 9a) in 28 games... **2010-11:** Made his Swedish Elite League debut, posting one assist in 11 games with

AIK Solna... Appeared in one postseason game as AIK advanced to the semifinal before falling to Färjestads BK... Tallied 20 points (9g, 11a) in 25 games with AIK U20 and one assist in 12 games with Almtuna in the Swedish Allsvenskan... **2011-12:** Appeared in 47 games with AIK, earning six points (3g, 3a)... Recorded three points (1g, 2a) in 10 playoff games for AIK... **2012-13:** Totaled nine points (5g, 4a) in 43 games with the Swedish Elite League's AIK Solna... Posted SEL career highs in points, goals and assists... Made his North American debut, recording three assists in 11 games with Rockford of the AHL... Made his AHL debut on at Abbotsford (3/22)... Earned his first AHL point with an assist vs. Peoria (4/7)... **2013-14:** Split the season between Chicago and Rockford... Recorded three points (1g, 2a) in 16 regular-season games with the Blackhawks... Made his NHL debut vs. WSH (10/1)... Beat Kevin Poulin for his first NHL goal vs. NYI (10/11)... Tallied an assist and a career-high 6 shots on goal vs. STL (4/6)... Posted 33 points (17g, 16a) in 58 regular-season games with Rockford... Registered a career-long nine-game AHL point streak (4g, 8a) from 12/20-1/8, including a season-best three points (2g, 1a) vs. Grand Rapids (1/4)... Made his NHL postseason debut, totaling six shots on goal in seven Stanley Cup Playoffs games... Played his first Stanley Cup playoff game vs. STL (4/27).





# VICTOR RASK 49



Center • Shoots Left

6'2" • 200 lbs.

3/1/93 • Leksand, Sweden

Acquired: 2011 NHL Entry Draft

2014-15 Team: Carolina

Drafted: Carolina 2011 (2-42-2)

## HIGHLIGHTS

### NHL FIRSTS:

**Game:** 10/10/14; 5-3 CAR L vs. NYI  
**Point:** 11/2/14; 3-2 CAR W vs. LA (goal)  
**Goal:** 11/2/14; 3-2 CAR W vs. LA (Quick)  
**Shootout Stats:** 6 attempt, 1 goal (17%),  
1 game-deciding goal

### NHL HIGHS:

**Goals:** 1-11x (3/23/15; 3-1 CAR L vs. CHI)  
**Assists:** 2-4x (Last: 4/7/15; 3-2 CAR L at DET)  
**Points:** 3 (3/12/15; 5-3 CAR L vs. DAL)  
**Penalty Min:** 2-8x (Last: 3/15/15; 3-2 CAR W at CBJ)  
**Goal Streak:** 2 games-3x (Last: 3/10/15-3/12/15: 2g)  
**Assist Streak:** 2 games-5x (Last: 3/26/15-3/28/15: 2a)  
**Point Streak:** 4 games (3/21/15-3/28/15: 1g, 3a)

## CAREER STATS

YEAR	TEAM	LEAGUE	REGULAR SEASON					PLAYOFFS				
			GP	G	A	TP	PIM	GP	G	A	TP	PIM
2007-08	Leksand U18	Swe-U18	8	0	2	2	2	2	0	0	0	0
2008-09	Leksand U18	Swe-U18	26	9	6	15	8	—	—	—	—	—
2009-10	Leksand U18	Swe-U18	10	6	3	9	4	4	4	3	7	2
	Leksand Jr.	Swe-Jr.	39	22	19	41	35	5	3	2	5	2
	Leksand	Swe-2	8	0	0	0	0	—	—	—	—	—
2010-11 (a)	Leksand U18	Swe-U18	4	4	4	8	0	6	3	2	5	6
	Leksand Jr.	Swe-Jr.	13	3	9	12	2	—	—	—	—	—
	Leksand	Swe-2	37	5	6	11	8	—	—	—	—	—
2011-12 (b)	Calgary	WHL	64	33	30	63	21	—	—	—	—	—
2012-13	Calgary	WHL	37	14	27	41	16	17	6	10	16	10
	Charlotte	AHL	10	1	4	5	0	—	—	—	—	—
2013-14	Charlotte	AHL	76	16	23	39	20	—	—	—	—	—
2014-15	Carolina	NHL	80	11	22	33	16	—	—	—	—	—
Hurricanes/NHL Totals (1 season)			80	11	22	33	16	—	—	—	—	—

(a) June 25, 2011—Selected by the Carolina Hurricanes in the 2011 NHL Entry Draft. Second Hurricanes pick, 42nd overall, second round.  
(b) Oct. 20, 2011—Signed by the Carolina Hurricanes to a three-year, entry-level contract.

## VS. NHL

CLUB	GP	G	A	PTS	PIM
ANA	2	0	1	1	0
ARI	2	1	0	1	0
BOS	3	0	0	0	4
BUF	3	1	0	1	0
CGY	2	0	0	0	0
CAR	0	0	0	0	0
CHI	2	1	0	1	0
COL	2	0	0	0	2
CBJ	4	2	2	4	4
DAL	2	2	2	4	2
DET	3	0	2	2	0
EDM	2	0	2	2	0
FLA	3	0	0	0	0
LA	2	1	0	1	0
MIN	2	0	0	0	0
MTL	3	0	0	0	0
NSH	2	1	1	2	0
NJ	4	0	1	1	0
NYI	3	0	1	1	2
NYR	5	0	1	1	0
OTT	2	0	1	1	0
PHI	5	0	0	0	0
PIT	4	0	4	4	0
STL	2	1	1	2	0
SJ	2	1	0	1	0
TB	3	0	0	0	0
TOR	3	0	1	1	0
VAN	2	0	0	0	0
WSH	4	0	2	2	0
WPG	2	0	0	0	2

## PERSONAL

Victor is single and spends his summers in his hometown of Leksand, Sweden... He started playing hockey at the age of 2 and the biggest influences on his career were his mom and dad... His favorite player growing up was Peter Forsberg... His first job was as a hockey player... Victor's favorite television show is The Walking Dead, favorite movie is 8 Mile, favorite musical artist is Wiz Khalifa... His biggest game-day habit is his nap... His favorite vacation spot is Spain and favorite sport to play outside of hockey is soccer... His favorite non-hockey athlete is LeBron James

and favorite team outside of hockey is Real Madrid... Victor's Twitter username is @victorrask... His favorite video games are Call of Duty and FIFA... The celebrity he would most like to meet is Justin Bieber... His favorite holiday is Christmas... Victor's most memorable hockey moment was winning the gold medal at the World Junior Championship in 2012... His favorite road city is Los Angeles and favorite road arena is the Scotiabank Saddledome... His favorite part of playing in the NHL is being a part of the best league in the world.



## 2014-15 SEASON

Completed his rookie season with the Hurricanes... Ranked fourth on the team in points (33), tied for third in assists (22) and tied for fifth in goals (11) in 80 games played... Ranked 10th among NHL rookies with 33 points... Ranked fifth on the team and fifth among NHL rookies with 172 shots on goal... Was third among Carolina forwards in ice time per game (16:20)... Made his NHL debut in the season opener vs. NYI (10/10)... Recorded his first NHL point with a goal vs. LA (11/2)... Earned his first multi-point game with a goal and an assist vs. CBJ (11/7)... Registered his first NHL point streak with an assist in the following game at WSH (11/8)... Scored a goal at DAL (11/18)... Earned his first multi-assist game with two helpers vs. PIT (11/29)... Had a three-game point streak from 11/28-12/2 (1g, 3a)... Scored his first NHL game-winning goal vs. NSH (12/2)... Ranked tied for fifth in points among

rookies during the month of November (3g, 5a)... Recorded a goal and an assist at STL (1/10) for his third NHL multi-point game... Scored goals in back-to-back games vs. CBJ (3/10) vs. DAL (3/12)... Had a career-high three points (1g, 2a) vs. DAL (3/12)... Recorded an assist and fired six shots on net vs. NYI (3/21)... Earned an assist vs. PIT (3/26), becoming the sixth rookie since the team's relocation in 1997 to top the 30-point mark... Was a healthy extra for: 2 games... **Longest assist streak:** 2 games (11/7-11/8: 1g, 2a; 11/28-11/29: 0g, 3a; 1/17-1/19: 0g, 2a; 2/27-2/28: 0g, 2a; 3/26-3/28: 0g, 2a)... **Longest goal streak:** 2 games (1/8-1/10: 2g, 1a; 2/5-2/7: 2g, 0a; 3/10-3/12: 2g, 2a)... **Longest point streak:** 4 games (3/21-3/28: 1g, 3a)... **Multi-point games:** 6 (11/7 vs. CBJ: 1g, 1a; 11/29 vs. PIT: 0g, 2a; 1/10 at STL: 1g, 1a; 3/8 vs. EDM: 0g, 2a; 3/12 vs. DAL: 1g, 2a; 4/7 at DET: 0g, 2a).

## CAREER

Is in his second NHL season with the Hurricanes... Originally selected by Carolina in the second round, 42nd overall, of the 2011 NHL Entry Draft... Had 44 points (17g, 27a) in 86 career American Hockey League (AHL) games with Charlotte prior to spending the entire 2014-15 season in the NHL... Totaled 104 points (47g, 57a) in 101 career games with Calgary of the Western Hockey League (WHL) before turning professional... Has represented Sweden in 12 international competitions... Skated in four games at the 2009 Ivan Hlinka Memorial Tournament... Totaled five points (3g, 2a) and was (+6) in six games at the 2010 U18 World Junior Championship in Belarus, helping Sweden capture the silver medal... Had eight points (1g, 7a) in six games and was the Player of the Game in the bronze-medal match at the 2010 World U17 Hockey Challenge in Timmons, Ontario... Earned five points (2g, 3a) and was (+5) in six games at the 2011 U18 World Junior Championships in Germany, as Sweden again won silver... Was named one of Sweden's top three players in that tournament... Played six games at the 2012 IIHF World Junior Championship in Canada, helping Sweden capture gold at the event for the first time in 31 years... Again represented Sweden at the 2013 World Junior Championship, earning four points (2g, 2a) in six games to help Sweden win silver... **2009-10:** Played his first season for Leksand's J-20 Super Elite team in 2009-10, netting 22 goals and adding 19 assists (41 points) in 39 games... Also made his debut in Allsvenskan, the top Swedish minor league, skating in eight games... **2010-11:** Spent the majority of the season with Leksand's team in HockeyAllsvenskan, earning 11 points (5g, 6a) in 37 games... Also played for Leksand's junior squad, scoring 12 points (3g, 9a) in 13 games, and had eight points (4g, 4a) in four games with Leksand's U18 team... **2011-12:** Completed his first season with Calgary (WHL), leading all Hitmen skaters in goals (33)... Ranked third on the team in scoring with 63 points (33g, 30a) in 64 games played... Earned Rookie of the Year honors for the Hitmen... Had 18 multi-point games, including five multi-goal efforts... Led Calgary and ranked tied for 15th in the WHL with 14 power-play goals... Netted his first WHL goal and added his first WHL assists in his second game, at Lethbridge (9/30)... Scored a hat trick, including two power-play tallies, at Swift Current (10/18)... Had a six-game point streak from 12/9-1/13 (2g, 5a)... Registered three consecutive multi-point efforts

from 1/20-1/25, notching seven points in that span (4g, 3a)... Had a season-best, eight-game point streak from 2/15-3/2 (7g, 6a)... Notched his fourth three-point game of the season with a goal and two assists at Kootenay (3/16)... Suffered a knee injury in the final game of the regular season vs. Kootenay (3/17), and missed all of Calgary's first-round loss to Brandon... **2012-13:** Made his professional debut with Charlotte (AHL) to start the season before being assigned to his junior team in Calgary (WHL) in November... Had five points (1g, 4a) in 10 games for Charlotte on the AHL level, and 41 points (14g, 27a) in 37 WHL games for Calgary... Made his professional debut in Charlotte's season opener at Houston (10/13)... Netted his first professional goal at Milwaukee (10/19)... Earned two assists at Rockford (10/21) for his first AHL multi-point game... Has a four-game AHL point streak from 10/19-10/28 (1g, 4a)... Was tied for second among AHL rookie skaters and tied for second on the team in plus/minus (+7) at the time of his reassignment to Calgary on 11/13... Had multi-point efforts in nine of his 37 WHL games, including five three-point games... Scored a hat trick at Tri-City (2/12)... Recorded points in each of his last six regular-season games (2g, 8a), and then scored points in each of his first 11 playoff games (5g, 9a)... His 11-game playoff point streak was the longest of any player during the WHL postseason... Totaled 16 points (6g, 10a) in 17 playoff games to lead all Hitmen skaters as Calgary advanced to the conference final before falling to Edmonton... Re-joined Charlotte in time for Game 5 of its first-round playoff series but sat out as a healthy extra as the Checkers were eliminated... **2013-14:** Completed his first full professional season with Charlotte (AHL) and was the only member of the team to play all 76 games... Ranked fifth among Checkers in assists (23) and points (39) and tied for fourth with 16 goals, leading Checkers rookies in each category... Had his first professional multi-goal game at Rockford (10/31)... Began the season with 10 points (5g, 5a) in his first 10 games, including three multi-point outings... Scored his eighth goal of the season and had a career-high eight shots vs. Oklahoma City (1/24)... Scored the game-winning goal and added an assist vs. Grand Rapids (4/10)... Ended his season with a power-play goal at Rockford (4/19), giving him 10 points (5g, 5a) in his last 10 games.



# JEFF SKINNER 53



**Left Wing • Shoots Left**

**5'11" • 200 lbs.**

**5/16/92 • Markham, Ont.**

**Acquired: 2010 NHL Entry Draft**

**2014-15 Team: Carolina**

**Drafted: Carolina 2010 (1-7-1)**

## HIGHLIGHTS

### NHL FIRSTS:

**Game:** 10/7/10; 4-3 W at MIN in Helsinki, Finland

**Point:** 10/8/10; 2-1 SO W vs. MIN in Helsinki, Finland (assist)

**Goal:** 10/20/10; 4-3 L at LA (Bernier)

**Shootout Stats:** 27 attempts, 6 goals (22.2%),  
3 game-deciding goals

### NHL HIGHS:

**Goals:** 3-2x (Last: 1/2/14; 4-3 W at WSH)

**Assists:** 3-2x (Last: 2/4/13; 4-1 W at TOR)

**Points:** 3-13x (Last: 1/2/14; 4-3 W at WSH)

**Penalty Min:** 12 (3/10/12; 4-2 W at TB)

**Goal Streak:** 4 games-2x (Last: 3/25/14-3/31/14: 4g)

**Assist Streak:** 3 games-3x (Last: 1/4/14-1/9/14: 3a)

**Point Streak:** 6 games-3x (Last: 3/22/14-4/1/14: 4g, 3a)

## CAREER STATS

YEAR	TEAM	LEAGUE	REGULAR SEASON					PLAYOFFS				
			GP	G	A	TP	PIM	GP	G	A	TP	PIM
2007-08	Toronto Nats	GTHL	56	65	44	109	163	—	—	—	—	—
2008-09	Kitchener	OHL	63	27	24	51	34	—	—	—	—	—
2009-10 (a)	Kitchener	OHL	64	50	40	90	72	20	20	13	33	14
2010-11 (b)	Carolina	NHL	82	31	32	63	46	—	—	—	—	—
2011-12	Carolina	NHL	64	20	24	44	56	—	—	—	—	—
2012-13	Carolina	NHL	42	13	11	24	26	—	—	—	—	—
2013-14	Carolina	NHL	71	33	21	54	22	—	—	—	—	—
2014-15	Carolina	NHL	77	18	13	31	18	—	—	—	—	—
<b>Hurricanes/NHL Totals (5 Seasons)</b>			<b>336</b>	<b>115</b>	<b>101</b>	<b>216</b>	<b>168</b>	—	—	—	—	—

(a) June 25, 2010—Selected by the Carolina Hurricanes in the 2010 NHL Entry Draft. First Hurricanes pick, seventh overall, first round.

(b) Sept. 21, 2010—Signed by the Carolina Hurricanes to a three-year, entry-level contract.

## VS. NHL

CLUB	GP	G	A	PTS	PIM
ANA	6	1	1	2	4
ARI	5	2	0	2	2
BOS	15	3	3	6	6
BUF	15	8	2	10	10
CGY	6	2	2	4	2
CAR	0	0	0	0	0
CHI	6	1	0	1	2
COL	4	1	2	3	0
CBJ	11	5	1	6	2
DAL	7	1	1	2	4
DET	8	1	2	3	6
EDM	6	6	3	9	0
FLA	21	5	9	14	12
LA	6	4	1	5	0
MIN	5	1	2	3	0
MTL	16	5	4	9	10
NSH	7	5	5	10	0
NJ	18	10	3	13	14
NYI	14	6	5	11	12
NYR	18	7	6	13	8
OTT	16	3	4	7	8
PHI	17	7	6	13	6
PIT	17	2	5	7	10
STL	6	3	1	4	2
SJ	6	1	1	2	0
TB	19	9	3	12	22
TOR	15	4	9	13	6
VAN	5	0	1	1	2
WSH	25	8	11	19	10
WPG	16	4	8	12	8

## PERSONAL

Jeff is single and spends his summers in Toronto... He is the second-youngest of six hockey-playing siblings, including five siblings who played college hockey: Andrea (Cornell), Jennifer (Harvard), Erica (Carleton), Ben (Wilfrid Laurier) and Jillian (Mercyhurst)... Jeff was also a competitive figure skater growing up, winning a bronze medal at the 2004 Skate Canada Junior Nationals... He began playing hockey when he was 3 years old, and his first team was in the Markham house league... He cites his family as the biggest influence on his career, and his favorite player growing up was Mats Sundin... Jeff is a supporter of Toronto Sick Kids Hospital and various charities and fundraiser events... His favorite television show is Game of Thrones, his favorite movie is 300... He enjoys reading biographies... Jeff is a country music fan, and his first job was as a newspaper carrier... His

favorite meal is sushi and favorite website is YouTube.com... He enjoys watching football and is also a fan of Roger Federer and the Toronto Blue Jays... Jeff's Twitter username is @JeffSkinner... The person, past or present, that he would most like to meet is Terry Fox... His favorite former teammate is Gabriel Landeskog... Jeff wore 23 as a kid, but switched to 53 at the suggestion of his mom and brother when another player already had 23 in Kitchener... His favorite road city is New York and favorite road arena is Air Canada Centre... His most memorable hockey moments were being drafted by the Hurricanes and scoring his first NHL goal, both of which happened at Staples Center in Los Angeles... His favorite thing about playing in the NHL is playing with guys he grew up watching.



## 2014-15 SEASON

Completed his fifth NHL season with the Hurricanes... Ranked fifth on the team in points (31), second in goals (18) and tied for third in power-play goals (4) in 77 games played... Ranked second on the team and 14th in the NHL with 62 takeaways... Suffered a concussion on a hit by Capitals' defenseman Matt Niskanen during a preseason game at WSH (10/5), and missed the first four games of the regular season (10/10-10/16)... Made his season debut at WPG (10/21)... Scored his first goal of the season at EDM (10/24)... Recorded his first assist of the season at VAN (10/28)... Scored a goal and skated 19:46 vs. CBJ (11/7)... Scored his 100th NHL/Hurricanes goal vs. CGY and added an assist for his first multi-point game of the season (11/10)... Became the fourth-youngest player in franchise history to reach 100 goals (Sylvain Turgeon, Ron Francis and Geoff Sanderson)... Registered a goal and an assist at LA (11/20)... Notched his first multi-assist game of the season with two assists at COL (11/22)... Scored a goal and added an assist vs. NSH (1/2)... Recorded a season-high 10 shots vs. DET (12/7)... Earned his 200th NHL/

Hurricanes point at MTL (12/16)... Became the fourth-youngest player in franchise history to reach 200 points (Ron Francis, Sylvain Turgeon and Eric Staal)... Scored a goal and added an assist at STL (1/10)... Scored a goal in three straight games: 2/12-2/16... Recorded another three-game goal streak from 2/21-2/27, including the game-winning goal vs. PHI (2/24)... Notched his first multi-goal game of the season, including the game-winning goal vs. EDM (3/8)... Recorded his 100th NHL/Hurricanes assist vs. OTT (3/17)... Games missed due to injury: 5 (Concussion: 10/10-10/16, 1/2)... **Longest goal streak:** 3 games (2/12-2/16: 3g, 0a; 2/21-2/27: 3g, 0a)... **Longest assist streak:** 2 games (11/8-11/10: 1g, 2a; 11/20-11/22: 1g, 3a)... **Longest point streak:** 4 games (2/21-2/28: 3g, 1a)... **Multi-goal games:** 1 (3/8 vs. EDM: 2g, 0a)... **Multi-assist games:** 1 (11/22 at COL: 0g, 2a)... **Multi-point games:** 6 (11/10 vs. CGY: 1g, 1a; 11/20 at LA: 1g, 1a; 11/22 at COL: 0g, 2a; 12/2 vs. NSH: 1g, 1a; 1/10 at STL: 1g, 1a; 3/8 vs. EDM: 2g, 0a).

## CAREER

Is in his sixth NHL season with the Hurricanes... Signed a six-year contract extension with Carolina on 8/8/12, which goes through the 2018-19 season... Drafted seventh overall by the Hurricanes in the 2010 NHL Entry Draft... Represented Canada at the 2011 IIHF World Championship in Slovakia, where he ranked third on the team in scoring with six points (3g, 3a) despite being the youngest player in the tournament... Notched three goals and two assists (5 points) for Canada at the 2012 IIHF World Championship... Earned four points (2g, 2a) for Canada at the 2013 IIHF World Championship... Also represented Canada at the 2009 U-18 Ivan Hlinka Memorial Tournament, leading the tournament with six goals, including two in the gold medal game against Russia... Played for the gold-medal-winning Team Ontario at the 2009 World Under-17 Challenge, scoring the game-winning goal against Russia in the championship final... **2007-08:** Totaled 109 points (65g, 44a) in 56 games for the Toronto Young Nats, prior to beginning his major junior career... **2008-09:** Notched 27 goals and 24 assists (51 points) in 63 games as a 16-year-old for Kitchener... Ranked fourth among OHL rookies in goals and 10th among rookies in points... Led Kitchener in goals and was third among Rangers skaters in points... **2009-10:** Ranked second in the OHL in goals (50) and tied for seventh in the league in scoring (90 points) in his second OHL season... Was tied for second in the league in power-play goals (21) and fourth in the OHL in game-winning goals (9)... Was the only Canadian Hockey League (QMJHL, OHL, WHL) player in his draft class to score 50 regular-season goals, and was the first Kitchener Ranger to score 50 goals in 23 years... Played for Team OHL at the Subway Super Series, netting a pair of goals against Russia and earning Player of the Game honors... Was named MVP of Team Orr at the 2010 Top Prospects Game after tallying a goal and an assist, and was crowned the winner of the creative breakaway skills competition... Also skated in the 2010 OHL All-Star Game, netting a goal... Earned a season-high, nine-game point streak from 2/5-2/25 (8g, 8a)... Had 15 multi-goal efforts, including two hat tricks (10/30 vs. Erie, 2/20 at Owen Sound)... Notched two four-point games: 12/18 vs. Guelph (2g, 2a)

and 1/23 vs. Erie (1g, 3a)... Netted the game-winner with 11 seconds remaining in the season finale vs. Owen Sound (3/12) for his 50th goal of the season... Ranked second among league skaters in points (33) and tied for first in goals (20) during the 2010 OHL playoffs, helping Kitchener advance to the Western Conference Final before falling to eventual Memorial Cup champion Windsor in seven games... Was also first among league skaters in playoff power-play goals... Earned his first career playoff hat trick with three goals in Game 4 vs. London (4/7)... Was held off the score sheet in just three of Kitchener's 20 postseason contests... Completed his junior hockey career with 141 points (77g, 64a) and 106 penalty minutes in 127 regular-season games and 33 points (20g, 13a) in 20 career OHL playoff games... **2010-11:** Completed his first NHL season with the Hurricanes... Won the Calder Trophy as the NHL's top rookie, becoming the first player in franchise history and the youngest player in NHL history to win the award... Was also voted by his peers as the Sporting News Rookie of the Year... Ranked first among NHL rookies in points (63), second in assists (32) and third in goals (31)... Was tied for second among rookies in power-play assists (12) and power-play points (18)... Led all NHL skaters in penalties drawn (45)... Was the youngest player to spend the entire season in the NHL... Led Carolina in third-period goals (13)... Carolina was 20-4-2 when he scored a goal... Had 14 multi-point games... Earned an assist for Team Staal in the 2011 NHL All-Star Game at the RBC Center (1/30), as he became the youngest All-Star in NHL history (18 years, 259 days), breaking the record set by Steve Yzerman (18 years, 267 days) in 1984... Made his NHL debut against MIN (10/7) in the first game of the 2010 NHL Premiere in Helsinki... Became the third-youngest player in NHL history to score in the shootout when he tallied the game-winner against Niklas Backstrom (10/8)... Only younger shootout scorers were Sam Gagner (18 years, 76 days) and Sidney Crosby (18 years, 95 days)... Was the 13th player in NHL history to score in the shootout before netting a regulation NHL goal... Earned his first NHL point with an assist on Ruutu's goal, and scored the game-winning goal in the shootout vs. MIN (10/8)... With his assist, became the

youngest player in franchise history to earn a point (18 years, 145 days), breaking the mark set by Paul Lawless (18 years, 172 days)... Took his first NHL penalty (interference) at OTT (10/14)... Beat Jonathan Bernier for his first NHL goal at 14:39 of the second period at LA (10/20)... At 18 years, 157 days old, he became the youngest player in franchise history to score a goal, breaking the mark held by Paul Lawless (18 years, 181 days)... Was just the second 18-year-old to score a goal in a Hurricanes sweater (Eric Staal, 10/23/03)... Had his first NHL multi-goal and multi-point game with two goals and the primary assist on Erik Cole's game-winner at NYR (10/29)... Earned his first career multi-assist game and netted his sixth goal of the season vs. EDM (11/9)... Was named NHL Rookie of the Month for January, after tallying 14 points (9g, 5a) and a plus-6 rating in 14 games... Scored his 30th goal of the season vs. DET (4/6), becoming the youngest player in franchise history and the seventh-youngest player in NHL history to reach 30 goals (18 years, 325 days)... **2011-12:** Was second among Carolina skaters in goals (20) and third in points (44), skating in 64 games... Was third on the team in power-play assists (9) and power-play points (13) and fourth on the team in power-play goals (4)... Led Hurricanes forwards in penalty minutes (56)... Earned a career-high three assists at WSH (10/8)... Tied his career high with three points (1g, 2a) at WPG (10/22)... Skated in his 100th career NHL game, vs. PHI (11/14)... Was scratched at WPG (12/9) due to a concussion, marking his first missed NHL game... Returned to the lineup at WSH (1/15) after missing 16 games... Earned his 100th career NHL point with an assist at BUF (3/7)... Scored two goals, including the game-winner, and had a career-high 12 penalty minutes at TB (3/10)... Scored his 20th goal of the season vs. STL (3/15)... Was suspended by the NHL on 3/16 for two games for kicking STL's Scott Nichol... **2012-13:** Ranked tied for third on the team in goals (13) and was fourth on the team in points (24)... Led the Hurricanes and was 11th in the NHL in shots (159)... Scored goals in four consecutive games from 1/22-1/28 (5g, 0a)... Matched his career-highs for points and assists in a game with three assists at TOR (2/4)... Games missed due to injury: 6 (concussion: 2/18-2/26; upper-body: 4/18)... **2013-14:** Led the team in goals (33), power-play goals (11), game-winning goals (6) and shots (274), all career highs... Ranked tied for eighth

in the NHL in power-play goals, ninth in shots, tied for 11th in goals and tied for 15th in game-winning goals... Led the team in multi-goal games (6) and multi-point games (13)... Ranked second on the team in points (54) and fifth in assists (21)... Played in his 200th NHL/Hurricanes game at BOS (11/23)... Recorded his first NHL hat trick (3g, 0a) and became the first Hurricanes skater to tally a hat trick on the road since Eric Staal on Jan. 21, 2010 at NSH (12/5)... Named the NHL's First Star for the week ending Dec. 8 after scoring five goals and earning an assist in three Carolina victories... Earned three points (2g, 1a) vs. MTL (12/31) and became the first member of the Carolina franchise to score two power-play goals in 37 seconds or less since Pat Verbeek on Nov. 24, 1990 with Hartford... Tallied 12 goals in December, the most in any month in his career and tied for the most in the NHL with Patrick Sharp (CHI)... Recorded his second hat trick in 13 games at WSH (1/2), becoming the third player in Carolina franchise history to score three or more goals, including the overtime game-winner, in one game... Named the NHL's First Star for the week ending Jan. 5 after earning nine points (6g, 3a) in four Hurricanes victories... Extended his point streak to a career-high six games (12/29-1/9: 7g, 5a) vs. TOR (1/9)... Became the first player to score 17 goals in a 17-game span (12/3-1/9) for the franchise since Mike Rogers in 1980-81... Recorded 24 points (17g, 7a) and eight multi-point games in 17 contests (12/3-1/9)... Posted 11 points (7g, 4a), four multi-point games and three game-winning goals in a five-game span (12/31-1/9)... Scored four game-winning goals in January, matching the most in a calendar month in franchise history... Became the youngest player in franchise history to score on a penalty shot, beating Henrik Lundqvist vs. NYR (3/7)... Set a franchise record with 13 shots on goal vs. BUF (3/13), the most by any NHL player in a game since Dec. 28, 2010... Stretched his goal streak to a season-high and career-high-tying four games (3/25-3/31: 4g, 0a) at OTT (3/31)... Scored his 30th goal of the season at OTT (3/31), becoming the first player in Hurricanes history (since relocation) to register at least two 30-goal seasons before turning 22 years old... Netted two goals, pushing his season total to a career-high 33 at PHI (4/13)... Games missed due to injury: 11.

## JEFF SKINNER HIGHLIGHTS

**NHL All-Star:** Played for Team Staal at the 2011 NHL All-Star Game in Raleigh, breaking Steve Yzerman's record to become the youngest All-Star in NHL history.

**Calder Trophy:** Captured the Calder Trophy as the NHL's top rookie in 2010-11 after totaling 63 points (31g, 32a) in 82 games. Was the youngest player in league history to win the award.

**30 Goals:** Reached 30 goals in a season for the second time in career in 2013-14, becoming the first player in Hurricanes history to have two 30-goal seasons before turning 22 years old.

## Youngest in franchise history to...


- **Earn an assist** (10/8/10; 18 years, 145 days)
- **Score a goal**: (10/20/10; 18 years, 157 days)
- **Play in the All-Star Game\***: (1/30/11; 18 years, 259 days)
- **Score 30 goals**: (4/6/11; 18 years, 325 days)
- **Win the Calder Trophy\***
- **Score on a penalty shot**: (3/7/14; 21 years, 300 days)

\* NHL record









# ERIC STAAL 12



Center • Shoots Left

6'4" • 205 lbs.

10/29/84 • Thunder Bay, Ont.

Acquired: 2003 NHL Entry Draft

2014-15 Team: Carolina

Drafted: Carolina 2003 (1-2-1)

## HIGHLIGHTS

### NHL FIRSTS:

**Game:** 10/9/03; 3-1 L at FLA

**Point:** 10/23/03; 2-0 W at BOS (goal)

**Goal:** 10/23/03; 2-0 W at BOS (Raycroft)

**Shootout Stats:** 22 attempts, 5 goals (22.7%),  
4 game-deciding goals

### NHL HIGHS:

**Goals:** 4 (3/7/09; 9-3 W at TB)

**Assists:** 4-3x (Last: 3/8/15; 7-4 W vs. EDM)

**Points:** 6 (3/7/09; 9-3 W at TB)

**Penalty Min:** 26 (10/23/09; 5-4 L at COL)

**Goal Streak:** 6 games (4/2/04-10/12/05: 7g)

**Assist Streak:** 11 games (2/10/12-3/6/12: 14a)

**Point Streak:** 12 games (2/8/12-3/6/12: 7g, 14a)

## CAREER STATS

YEAR	TEAM	LEAGUE	REGULAR SEASON					PLAYOFFS				
			GP	G	A	TP	PIM	GP	G	A	TP	PIM
2000-01	Peterborough	OHL	63	19	30	49	23	7	2	5	7	4
2001-02	Peterborough	OHL	56	23	39	62	40	6	3	6	9	10
2002-03 (a)	Peterborough	OHL	66	39	59	98	36	7	9	5	14	6
2003-04 (b)	Carolina	NHL	81	11	20	31	40	—	—	—	—	—
2004-05	Lowell	AHL	77	26	51	77	88	11	2	8	10	12
2005-06	Carolina	NHL	82	45	55	100	81	25	9	19	28	8
2006-07	Carolina	NHL	82	30	40	70	68	—	—	—	—	—
2007-08	Carolina	NHL	82	38	44	82	50	—	—	—	—	—
2008-09	Carolina	NHL	82	40	35	75	50	18	10	5	15	4
2009-10	Carolina	NHL	70	29	41	70	68	—	—	—	—	—
2010-11	Carolina	NHL	81	33	43	76	72	—	—	—	—	—
2011-12	Carolina	NHL	82	24	46	70	48	—	—	—	—	—
2012-13	Carolina	NHL	48	18	35	53	54	—	—	—	—	—
2013-14	Carolina	NHL	79	21	40	61	74	—	—	—	—	—
2014-15	Carolina	NHL	77	23	31	54	41	—	—	—	—	—
Hurricanes/NHL Totals (11 Seasons)			846	312	430	742	646	43	19	24	43	12

(a) June 21, 2003—Selected by the Carolina Hurricanes in the 2003 NHL Entry Draft. First Hurricanes pick, Second overall, first round.

(b) Oct. 6, 2003—Signed a multi-year contract with the Carolina Hurricanes.

## PERSONAL

Eric and his wife, Tanya, have three sons: Parker, Levi and Finley... They spend their summers in Thunder Bay, Ontario... His brother Jordan is an alternate captain for the Hurricanes... His brother Marc plays for the NY Rangers... Eric hosts underprivileged children in his suite at Hurricanes home games as part of his "Eric's Entourage" initiative... He also was involved with the launch of Raleigh's Hockey is For Everyone team, the Capital City Crew, as he donated equipment for the squad... In addition to his charitable efforts in Raleigh, he helped to form the Staal Family Foundation, which benefits children fighting cancer and their families... The organization sponsors a Canadian PGA tour event, the Staal Foundation Open in Thunder Bay, and raised \$190,500 in 2015 for three local charities... Eric's first youth team was the Wallace Repair orange team in Norwest Minor Hockey and the players he emulated growing up were Joe Sakic and Wayne Gretzky... His most prized possessions are his Stanley Cup ring and Olympic gold medal... Eric's

first job was working on his family's sod farm... His biggest hockey influences were his parents and his favorite team growing up was Toronto... His favorite food is Chinese and the British Virgin Islands are his favorite place to visit... His favorite book is Unbroken by Laura Hillenbrand... Eric's biggest talent outside of hockey is beach volleyball... His favorite movies are the Jason Bourne films and his favorite TV show is Modern Family... His iPod is full of "pretty much anything country"... The celebrity he would most like to meet is Rory McIlroy... He wears number 12 because it was his dad's number... His favorite former teammate is Andrew Ladd... His most memorable goal was his series-clincher with 32 seconds remaining in regulation in Game 7 of the 2009 Eastern Conference Quarterfinals at New Jersey... Eric's favorite thing to do in the Triangle is to enjoy time outdoors with his sons... His favorite road arena is the Bell Centre in Montreal, and his favorite road city is New York.

## VS. NHL

CLUB	GP	G	A	PTS	PIM
ANA	14	7	5	12	24
ARI	12	7	4	11	8
BOS	41	15	19	34	40
BUF	40	15	25	40	28
CGY	10	4	4	8	6
CAR	0	0	0	0	0
CHI	11	2	9	11	8
COL	11	1	4	5	28
CBJ	15	5	5	10	4
DAL	12	9	4	13	8
DET	14	0	9	9	10
EDM	10	4	11	15	4
FLA	63	17	29	46	36
LA	10	3	4	7	10
MIN	12	1	5	6	14
MTL	39	19	19	38	34
NSH	11	2	6	8	8
NJ	43	5	17	22	34
NYI	42	22	19	41	18
NYR	43	9	17	26	38
OTT	41	15	22	37	28
PHI	44	16	18	34	18
PIT	42	18	26	44	36
STL	13	6	3	9	12
SJ	11	5	4	9	12
TB	64	32	37	69	52
TOR	38	20	23	43	31
VAN	11	2	6	8	2
WSH	68	26	42	68	53
WPG	61	25	34	59	42



## 2014-15 SEASON

Completed his 11th NHL season with the Hurricanes... Led the team in goals (23), points (54) in 77 games played... Ranked second in assists (34) and multi-point games (10)... Led Hurricanes forwards in time on ice per game (18:50)... Reached 20-or-more goals for the ninth season in his 11-year career... Scored his first goal of the season in the season opener vs. NYI (10/10)... Earned his 400th NHL/Hurricanes assist at NYI (10/11)... Left the game at NYI (10/11) with an upper-body injury and missed five games (10/14-10/24)... Recorded his first multi-point game of the season with two goals, including the game winner, and an assist at DAL (11/18)... Earned his 700th NHL/Hurricanes point with a goal at LA (11/20)... Scored his 100th NHL power-play goal at PHI (12/13)... Skated in his 800th NHL game and recorded an assist vs. MTL (12/29)... Stretched his point streak to a season-long four games with the game-winning goal vs. PHI (1/2)... Scored his 300th NHL goal at NSH (1/6)... Netted six goals in a seven

game span from 12/29-1/10 (6g,1a)... Matched his career high with four assists vs. EDM (3/8)... Recorded multiple points in back-to-back games on 3/26 vs. PIT (1g, 2a) and 3/28 vs. NJ (1g, 1a)... Reached 50 points on the season for 10th time in his 11-year career with a goal at WSH (3/31)... Games missed due to injury: 5 (Upper-body 10/14-10/24)... **Longest goal streak:** 3 games (12/29-1/2: 3g, 0a; 1/6-1/10: 3g, 1a)... **Longest assist streak:** 3 games (10/11-11/1: 0g, 3a; 3/23-3/28: 2g, 4a)... **Longest point streak:** 4 games (10/10-11/1: 1g, 3a; 12/27-1/2: 3g, 1a)... **Multi-goal games:** 1 (11/18 at DAL: 2g, 1a; 1/19 at TOR: 2g, 0a)... **Multi-assist games:** 3 (12/18 vs. TOR: 0g, 2a; 3/8 vs. EDM: 0g, 4a; 3/26 vs. PIT: 1g, 2a)... **Multi-point games:** 5 (11/18 at DAL: 2g, 1a; 12/18 vs. TOR: 0g, 2a; 1/6 at NSH: 1g, 1a; 1/19 at TOR: 2g, 0a; 1/27 vs. TB: 1g, 1a; 2/20 vs. TOR: 1g, 1a; 3/8 vs. EDM: 0g, 4a; 3/26 vs. PIT: 1g, 2a; 3/28 vs. NJ: 1g, 1a; 4/6 at BUF: 1g, 1a).

## CAREER

Is in his 12th NHL season with the Hurricanes... Was named the 13th captain in franchise history on Jan. 20, 2010... Signed a seven-year extension with the team on Sept. 11, 2008, that goes through the 2015-16 season... Has appeared in four NHL All-Star Games, and is the only player in franchise history to appear in the event four consecutive times... Has been involved with Canada in major international competition five times... Won a gold medal as a member of Team Canada at the 2010 Winter Olympics in Vancouver, earning six points (1g, 5a) in seven games... With his Olympic gold medal, became the 23rd player in history to enter the "Triple Gold Club" (Olympic gold, Stanley Cup, World Championship), and the first active Hurricane to win Olympic gold... Also has international experience as a reserve for the 2006 Winter Olympic Games in Torino, Italy, as a member of the gold-medal-winning Canadian team at the 2007 IIHF World Championship and as a member of the silver-medal-winning team at the 2008 IIHF World Championship... Served as captain for Canada's team at the 2013 IIHF World Championship... Selected by the franchise with the second overall pick in the 2003 NHL Entry Draft... Was the top-rated North American skater in the NHL's Central Scouting Registry for the 2003 Entry Draft... **2000-01:** Ranked third for Peterborough in scoring with 49 points (19g, 30a) in his rookie OHL season... Played for Team Ontario in the U-17 World Championship in Nova Scotia... Won gold with Canada's under-18 team at the 2001 Six Nations Tournament in the Czech Republic... **2001-02:** Ranked third on Peterborough in scoring with 62 points (23g, 39a) in 56 games... Was named to the OHL's Eastern Conference All-Star team for the CHL All-Star Weekend... Served as an alternate captain for the Canadian under-18 national team at the 2002 U-18 World Championship... **2002-03:** Led Peterborough and ranked seventh in the OHL in scoring with 98 points (39g, 59a) in 66 games... Was sixth in the OHL in goals (39)... Notched 14 points (9g, 5a) in seven playoff games for the Petes... Was named a 2002-03 Canadian Hockey League (CHL) First-Team All-Star... Participated in the CHL Home Hardware Top Prospects Game Jan. 22 in Kitchener, Ont... Played for the OHL Eastern Conference All-Stars for the second consecutive season in the CHL All-Star Series... Was an alternate captain for Peterborough... **2003-04:** Completed his rookie NHL season, making the jump from junior hockey straight to the NHL in his draft year... Was tied for ninth among NHL rookies in scoring (31), tied for 12th in goals (11), tied for ninth in assists (20) and fourth in shots (164)... Had a five-game assist streak from Oct. 23-Nov. 1 (1g, 5a) – the longest assist streak by an NHL rookie that season... Participated in the NHL YoungStars Game at the NHL All-Star Weekend in St. Paul, Minn., on Feb. 7, scoring the game's first goal for the Eastern Conference... Made his

NHL debut at FLA (10/9), 20 days before his 19th birthday... Recorded his first NHL penalty, tripping, vs. FLA (10/13)... Scored his first NHL goal – the game-winner – when he beat Bruins netminder Andrew Raycroft 1:57 into the game and earned his first NHL assist when he set up Jeff O'Neill 12:47 into the third period at BOS (10/23)... Scored his first career overtime goal and had an assist vs. LA (11/8)... Scored the first shorthanded goal of his career vs. ATL (1/18)... Missed his first NHL game with a torso injury at PIT (3/19)... Led the NHL in goals during the preseason with seven... **2004-05:** Spent the entire season with Lowell (AHL), establishing new Lock Monsters franchise records in points (77), assists (51), plus/minus (+37) and shorthanded goals (7) in a season... Led AHL in shorthanded goals and plus/minus... Had a team record 12-game point streak (1/5-1/30: 5g, 15a)... In one season, equaled Lock Monsters career record for shorthanded goals (7)... Ranked 10th in AHL in points... Earned an assist for the Canadian All-Stars in 2005 AHL All-Star Classic... Was second on team in scoring (10 points) and led the team in assists (8) and shots (37) in 11 Calder Cup Playoff games... Scored game-winning goal in 3-2 Game 5 win against Hartford in the Atlantic Division Semifinal (4/28)... **2005-06:** Ranked sixth in the NHL in points (100), eighth in the NHL in goals (45) and tied for eighth in power-play goals (19)... Led Carolina in goals (45), assists (55), points (100) and shots (279)... Was named MVP by the Carolina chapter of the Professional Hockey Writers Association... Began the season with a four-game goal streak (10/5-10/12: 5g, 3a), one game short of the franchise record (Kevin Dineen, five games, 1990-91)... Earned his first career hat trick vs. PHI (10/28)... Celebrated his 21st birthday with a career-high four assists at PIT (10/29)... Was named NHL Offensive Player of the Week on Oct. 31 for the week of 10/24-10/30... Was named NHL Offensive Player of the Month for October on Nov. 1... Was the first player to be named Player of the Month for the franchise since Mike Rogers earned the honor in Dec. 1980... Had his then-career-high 10-game scoring streak (10/20-11/11: 7g, 13a) snapped vs. ATL (11/12)... Played in his 100th NHL/Hurricanes game at NYR (11/19)... Scored his 25th goal of the season in the team's 34th game, becoming the fastest player to 25 goals in franchise history... Reached the 50-point mark in the team's 35th game, tying the franchise record for fastest player to reach 50 points in a single season (Mike Rogers in 1980-81: 35 games)... Returned after taking a high stick to the mouth in first period to score his second career hat trick and earn an assist on John Deere hat day at the RBC Center vs. STL (1/15)... Named NHL Offensive Player of the Week for the second time of the season for the period ending Jan. 15 (3gp, 3g, 4a, +3)... Reached the 30-goal mark for the first time in his

career with the game-winner vs. NYI (1/19)... Netted a pair of goals and earned an assist at MTL (1/31) to reach the 100-point plateau in his NHL career... Was named NHL Offensive Player of the Week for the period ending March 5 after tallying three goals and four assists (7 points) in Carolina's three games March 1-4... Scored his 40th goal of the season and earned an assist at MTL (3/16)... Had his first NHL fight when he scrapped with Jeff Halpern vs. WSH (4/3)... With a goal and an assist at TB (4/15), he became the first player to reach 100 points in a season for the franchise... Completed his first NHL playoff season... Ranked first in the league in points (28 points), first in assists (19), first in power-play goals (7), first in power-play assists (10), first in power-play points (17) and first in shots (87)... Had points in 20 of Carolina's 25 playoff games... Had a 15-game point streak from April 24 through May 28 (7g, 13a), establishing a new franchise playoff record... Established franchise playoff records for assists (19), points (28) and shots (87) in a single playoff year... Made his NHL playoff debut in Game 1 vs. MTL (4/22)... Matched John Anderson's franchise record for assists in a playoff game with four helpers in Game 2 vs. MTL (4/24)... His assist on Brind'Amour's first power-play goal was his first career NHL playoff point... Netted his first career playoff goal, beating Cristobal Huet for the overtime winner in Game 3 at MTL (4/26)... Scored a goal to tie the game with three seconds remaining in the third period of Game 2 vs. NJ (5/9) to force overtime... Scored a pair of power-play goals and assisted on Whitney's goal in Game 5 vs. EDM (6/14)... **2006-07:** Was third on the team in goals (30), assists (40) and points (70)... Led the team and ranked 14th in the NHL in shots (288)... Was tied for the team lead in power-play goals (12)... Was one of four Hurricanes to play in all 82 games... Notched his third career hat trick including the game-winning goal vs. DAL (11/18)... Played his 200th NHL game vs. FLA (12/23)... Tied with Atlanta's Marian Hossa for first place in the Shooting Accuracy contest at the 2007 Dodge Nitro/NHL SuperSkills competition, hitting all four targets in five shots... Played in his first NHL All-Star Game on Jan. 24 in Dallas, scoring a goal for the Eastern Conference... Earned his 100th NHL/Hurricanes assist at MTL (2/6)... Reached the 30-goal mark for the second consecutive season and earned his 200th career NHL point with an assist vs. FLA (4/7)... **2007-08:** Ranked tied for 11th in the NHL in goals (38), tied for 11th in power-play goals (14) and eighth in shots (310)... Ranked first on the team and tied for 15th in the NHL in scoring (82 points)... Was named the team's Most Valuable Player by the Carolina chapter of the Professional Hockey Writers Association... Was the only Hurricane to play in all 82 games... Led Carolina in goals (38), assists (44), power-play goals (14), power-play points (35), game-winning goals (7), shots (310), takeaways (56), and total time on ice (1,774 mins.)... Led the Hurricanes in multi-goal games (4), multi-assist games (10) and multi-point games (23)... Beat Huet for his first career penalty shot goal vs. MTL (10/26) on his second career penalty shot attempt... Scored his 100th career NHL goal with a first-period tally vs. TB (11/23), making him the sixth-fastest player to reach 100 goals in franchise history (268 games)... Earned his fourth career hat trick with three third-period goals, including a power-play, penalty-shot goal against Garon vs. EDM (1/18)... Was named Most Valuable Player of the 2008 NHL All-Star Game, scoring a pair of goals and assisting on the game-winner as the Eastern Conference defeated the West 8-7 at Philips Arena in Atlanta (1/27)... Played his 300th career NHL game at PIT (2/2)... Scored the Hurricanes' first goal, earned two assists and broke the Hurricanes record for shots in a game with 12 vs. ATL (3/28)... **2008-09:** Ranked tied for fifth in the NHL in goals (40) and tied for seventh in the league in game-winning goals (8)... Was tied for eighth in the NHL in power-play goals (14) and was second in shots (372)... Was first on the team in goals (40), power-play goals (14), game-winning goals (8), shots (372) and plus/minus (+15) and second among Hurricanes in points (75) and assists (35-tied)... Was one of only two Hurricanes to play in all 82 games... Was selected by his teammates as Carolina's nominee for the King Clancy Trophy, honoring leadership and commitment to the community... The Hurricanes were 22-3-2 when he scored a goal... Reached the 40-goal mark for the second time in his career... Notched his fifth career hat trick with three goals, including the game-winner, vs. PHX (11/21)... Recorded his 300th career NHL point with his first of two goals at PHI (12/11)... Earned his sixth-career hat trick with three third-period goals at ATL (12/26), matching the franchise record for goals in one period... Played in his 300th consecutive regular-season game vs. BUF (1/17)... Represented the Eastern Conference in his third consecutive All-Star Game on Jan. 25, extending his All-Star goal streak to three games with a first-period tally... Established career highs and matched franchise records for goals and points in a game with four goals and two assists at TB (3/7)... It marked the first time a player had scored four goals in a game for the franchise since Ron Francis did so on 2/12/84 vs. EDM, and the first time a player had notched six points since Francis had three goals and three assists on 10/8/89 at QUE... Played his 400th career NHL game vs. NYI (3/20)... Set a franchise record with his fourth hat trick of the season, earning four points total (3g, 1a) vs. NYI (4/7)... Skated in all 18 of the Hurricanes' playoff games contests, ranking first on the team and sixth in the NHL in playoff goals (10)... Ranked first on the team and tied for ninth in the NHL in playoff scoring (15 points)... Matched his playoff career high with two goals had

an assist in Game 6 vs. NJ (4/26)... Netted the game-winning goal with 32 seconds remaining in Game 7 at NJ (4/28), the latest regulation game-winner in a Game 7 in NHL history... Scored a pair of goals in Game 4 vs. BOS (5/8) to move past Ron Francis (39 points) for first in franchise history in playoff scoring... **2009-10:** Led the Hurricanes in points (70), assists (41), power-play goals (13) and shots (277)... Was second on the team in goals (29)... Also led Carolina in multi-goal games (5) and multi-point games (17) and was tied for first in multi-assist games (10)... Ranked tied for 26th in the NHL in scoring (70 points), tied for sixth in power-play goals (13) and 13th in shots (277), despite missing 12 games... Had 65 points in his final 57 games after returning from injury (26g, 39a)... Left the game at BOS (10/3) after being struck by a puck, but returned after receiving more than 20 stitches and scored his first goal of the season... Missed the game at FLA (11/4) with an upper-body injury, ending his consecutive games played streak at 349... The streak ranked second in franchise history, behind Dave Tippett's 419-game streak from March 3, 1984-Oct. 7, 1989... Including the playoffs, he had played in 392 consecutive games for Carolina... Earned his 200th career NHL assist, vs. WSH (11/30)... Earned five points in a single game for the second time in his NHL career with two goals and three assists at WSH (12/28)... Was named the 13th captain in franchise history on Jan. 20... Earned his ninth career hat trick in his first game as team captain, at ATL (1/21)... Scored a goal and added an assist vs. NYI (1/28) to reach 400 career points in his 450th career NHL game... Had a then-career-long, 11-game point streak from 1/16-2/5 (10g, 7a)... Earned four points, including two goals and two assists, and was (+4) at TB (4/6)... On hat giveaway night, netted his 10th career hat trick, passing Ron Francis for first in franchise history in that category, and earned a pair of assists vs. MTL (4/8)... Was named the NHL's Second Star of the Week for the week ending 4/11, after notching nine points (5g, 4a) in the final three games (4/6-4/10)... Missed 12 games due to injury/personal reasons... **2010-11:** Led the Hurricanes in goals (33), assists (43) and points (76)... Ranked tied for 11th in the NHL in scoring (76 points), tied for 12th in goals (33)... Was tied for seventh in the NHL in power-play goals (12) and game-winning goals (8) and tied for 10th in shorthanded goals (3)... Matched his career high with four assists vs. EDM (11/9)... Notched his 11th career hat trick, including his 200th NHL goal, and added a pair of helpers for a five-point game vs. OTT (11/17)... Played in his 500th career NHL game and netted his 10th goal of the season vs. WSH (11/24)... Earned his 12th career hat trick and second of the season with a natural hat trick vs. ANA (12/18)... Was named the NHL's Third Star of the Week for the week ending 12/19, after totaling five points (4g, 1a) in three Hurricanes victories... Scored his 20th goal of the season at FLA (1/7), making him the third player in franchise history to score 20 or more goals in six consecutive seasons... Scored a shorthanded goal and added a pair of assists vs. TB (1/15) to pass Rod Brind'Amour (473 points) for first in Hurricanes history (since relocation) and third in franchise history in scoring... Had points in eight consecutive games from 1/1-1/15 (4g, 6a), the team's season-long streak... Netted a pair of goals in the 2011 NHL All-Star Game at the RBC Center (1/30), extending his All-Star goal-scoring streak to four games... Served as captain for "Team Staal" during NHL All-Star Weekend, as his team won the Honda NHL SuperSkills (1/29) before falling 11-10 in the NHL All-Star Game (1/30)... Was named the NHL's First Star of the Week for the week ending 1/31 after scoring four points (2g, 2a) in a pair of Carolina wins... Scored his 30th goal at TB (3/25)... Earned his 500th career NHL point with the Hurricanes' only goal vs. BUF (4/3)... Missed one game due to injury (upper-body: 2/26)... **2011-12:** Led the team in goals (24), assists (46) and points (70)... It marked his seventh consecutive 70-point season... Ranked fifth among NHL forwards in average ice time per game (21:32), was tied for fourth in the NHL in shorthanded goals (3) and was 21st in points (70)... Was one of four Hurricanes to skate in all 82 games... Also led Carolina in shots (262), power-play goals (7), power-play assists (16), power-play points (23), shorthanded goals (3), shorthanded assists (2) and shorthanded points (5)... Was selected by his teammates as the winner of the Steve Chiasson Award and Carolina's nominee for the King Clancy Trophy... Was named team MVP by the Carolina chapter of the Professional Hockey Writers' Association... Had 34 points (13g, 21a) and a plus-3 plus/minus rating in 31 games after the NHL All-Star Break (51 gp, 11-25-36, -23 prior to break)... Carolina was 11-2-4 when he scored a goal... Played in his 600th NHL/Hurricanes game and had two assists at TB (12/31)... Collected a season-high three assists to pass Rod Brind'Amour (299) for second in franchise history in assists, at TB (1/12)... Scored shorthanded vs. WSH (2/20) to pass Dave Tippett for first in franchise history in shorthanded goals... Assisted on Tlusty's goal at WSH (3/6) to set a new franchise record for longest assist streak (11 games)... It was the longest assist streak in the NHL during the 2011-12 season... Also established a new Carolina record (since relocation) for longest point streak (12 games)... Scored his 250th career goal vs. WPG (3/30)... **2012-13:** Ranked first among Hurricanes and sixth in the NHL in scoring with 53 points (18g, 35a)... Ranked first on the team and tied for sixth in the NHL in assists (35) and second on the team and tied for 18th in the NHL in goals... Had an 11-game point streak from 1/24-2/14 (8g, 9a), the longest point streak in the NHL for the season... Was one

of three Carolina skaters to play in all 48 games... Also led the Hurricanes in game-winning goals (4), multi-point games (14) and was tied for first on the team in power-play points (9)... Earned his 13th career hat trick with three goals vs. BUF (1/24), passing Kevin Dineen (250) for second place on the Hurricanes' all-time goals list with his first goal... Registered his 600th NHL/Hurricanes point vs. BUF (3/5)... Passed Jeff O'Neill (673) for fifth on the franchise games played list at TOR (3/28)... **2013-14:** Led the team in assists (40), points (61) and multi-point games (11)... Marked the seventh time in his 10-year career that he has led the Hurricanes in scoring... Ranked third on the team in goals (21)... Was tied for the team lead in multi-assist games (8)... Led Hurricanes

forwards in time on ice per game (20:17)... Selected by teammates as Carolina's nominee for the 2013-14 King Clancy Memorial Trophy, marking the fourth time he has been nominated for the honor... Ranked second in the NHL in takeaways (77)... Passed Kevin Dineen for third place on the franchise's all-time games-played list (709) vs. ANA (11/15)... Passed Glen Wesley for first place on the Hurricanes' (since relocation) games-played list with 730 vs. MTL (12/31)... Missed his first game since Feb. 26, 2011, snapping his 191 consecutive games-played streak, vs. NSH (1/5)... Passed Ron Francis for first place on the franchise's all-time shots list (2,542) vs. FLA (2/7)... Games missed due to injury: 3.

## FRANCHISE IMPACT

**Highest draft pick:** On June 22, 2003, matched Sylvain Turgeon (1983) and Chris Pronger (1993) as the highest draft pick taken in franchise history, second overall in the 2003 NHL Entry Draft.

**Consistency:** Has recorded 20 goals or more in nine of the last 10 seasons, and is the only player in franchise history to record six consecutive 25-goal seasons.

**Durability:** Including the playoffs, has missed just 22 games in his NHL career, playing in 98 percent of Carolina's games since the start of the 2003-04 season.

**National exposure:** Has been featured in major publications including GQ, Sports Illustrated, ESPN The Magazine, The New York Times, FHM and USA Today and was on the cover of the EA Sports video game NHL 08.

**Consecutive All-Star appearances:** Appeared in four consecutive All-Star Games from 2007-2011, becoming the first player in franchise history to do so. Served as captain of "Team Staal" at the 2011 NHL All-Star Game in Raleigh, and has scored at least one goal in each of his four All-Star Games.

**Triple Gold Club:** With his Olympic gold medal in 2010, became the 23rd player in history to enter the "Triple Gold Club" (Olympic gold, Stanley Cup, World Championship), and the first active Hurricane to win Olympic gold.

**All-Star Game MVP:** Was the first player in franchise history to earn All-Star Game Most Valuable Player honors after scoring a pair of goals and assisting on Marc Savard's game-winner, as the Eastern Conference defeated the Western Conference 8-7 at the 2008 All-Star Game at Philips Arena in Atlanta.

### FRANCHISE RECORDS:

- \* **Goals in a game:** 4 in a 9-3 victory at Tampa Bay on March 7, 2009, matching the record held by Ron Francis and Jordy Douglas
- \* **Points in a game:** 6 in a 9-3 victory at Tampa Bay on March 7, 2009, matching the record held by Ron Francis and Paul Lawless

- \* **Hat tricks in a season:** 4, set during the 2008-09 season
- \* **Assist streak:** 11 games, set from Feb. 10 - March 6, 2012 (6g, 14a)
- \* **Hat tricks, career:** 13, passed Ron Francis for first in franchise history with a hat trick on April 8, 2010, vs. Montreal
- \* **Shorthanded goals, career:** 16, passed Dave Tippett for first in franchise history on March 20, 2012, vs. Washington
- \* **Shots, career:** 2,630, passed Ron Francis for first in franchise history on Feb. 7, 2014, vs. Florida
- \* **Playoff points, career:** 43, passed Ron Francis for first in franchise history in playoff scoring during the 2009 playoffs
- \* **Playoff goals, career:** 19, passed Rod Brind'Amour for first in franchise history in playoff goals during the 2009 playoffs
- \* **Consecutive 30-goal seasons:** 4, 2005-06 through 2008-09, matching Blaine Stoughton's record
- \* **Consecutive 25-goal seasons:** 6, 2005-06 through 2010-11, breaking Kevin Dineen's record
- \* **Goals in a period:** 3, a franchise mark he tied two more times during the 2008-09 season, most recently March 7, 2009
- \* **Goals by a center (season):** 45 goals in 2005-06 broke record set by Mike Rogers (44) in 1979-80
- \* **Fastest to 50 points in a season:** 35 games in 2005-06, tied Mike Rogers' mark set in 1980-81
- \* **Fastest to 25 goals in a season:** 34 games in 2005-06, broke Blaine Stoughton's mark set in 1981-82 (35 games)
- \* **Assists in a playoff game:** 4 in a 6-5 double-overtime loss to Montreal on April 24, 2006, tying John Anderson's record set on April 12, 1986
- \* **Assists in a playoff season:** 19 in 2006, broke Ron Francis' record (10) set in 2002
- \* **Points in a playoff season:** 28 in 2006, broke Ron Francis' record (16) set in 2002
- \* **Shots in a playoff season:** 87 in 2006, broke Jeff O'Neill's record (72) set in 2002
- \* **Point streak in a playoff season:** 15 games, established from April 24-May 28, 2006 (7g, 13a)



# JORDAN STAAL 11



Center • Shoots Left

6'4" • 220 lbs.

9/10/88 • Thunder Bay, Ont.

Acquired: 6/22/12, Trade with PIT

2014-15 Team: Carolina

Drafted: Pittsburgh 2006 (1-2-1)

## HIGHLIGHTS

### NHL FIRSTS:

**Game:** 10/5/06; 4-0 PIT W vs. PHI

**Point:** 10/12/06; 6-5 PIT W vs. NYR (goal)

**Goal:** 10/12/06; 6-5 PIT W vs. NYR (Lundqvist)

### NHL HIGHS:

**Goals:** 3-2x (Last: 11/11/08; 7-6 PIT OT W at DET)

**Assists:** 3-3x (Last: 1/9/14; 6-1 CAR W vs. TOR)

**Points:** 4-2x (Last: 1/9/14; 6-1 CAR W vs. TOR)

**Penalty Min:** 17 (11/27/09; 3-2 PIT L at NYI)

**Goal Streak:** 5 games (2/3/07-2/10/07: 7g)

**Assist Streak:** 10 games (2/25/12-3/17/12: 10a)

**Point Streak:** 10 games (2/25/12-3/17/12: 3g, 10a)

## CAREER STATS

YEAR	TEAM	LEAGUE	REGULAR SEASON					PLAYOFFS				
			GP	G	A	TP	PIM	GP	G	A	TP	PIM
2004-05	Peterborough	OHL	66	9	19	28	29	14	5	5	10	16
2005-06 (a)	Peterborough	OHL	68	28	40	68	69	19	10	6	16	16
2006-07	Pittsburgh	NHL	81	29	13	42	24	5	3	0	3	2
2007-08	Pittsburgh	NHL	82	12	16	28	55	20	6	1	7	14
2008-09	Pittsburgh	NHL	82	22	27	49	37	24	4	5	9	8
2009-10	Pittsburgh	NHL	82	21	28	49	57	11	3	2	5	6
2010-11	Pittsburgh	NHL	42	11	19	30	24	7	1	2	3	2
2011-12	Pittsburgh	NHL	62	25	25	50	34	6	6	3	9	2
2012-13 (b)	Carolina	NHL	48	10	21	31	32	—	—	—	—	—
2013-14	Carolina	NHL	82	15	25	40	34	—	—	—	—	—
2014-15	Carolina	NHL	46	6	18	24	14	—	—	—	—	—
Hurricanes Totals (3 Seasons)			176	31	64	95	80	—	—	—	—	—
NHL Totals (9 Seasons)			607	151	192	343	311	73	23	13	36	34

(a) June 24, 2006—Selected by the Pittsburgh Penguins in the 2006 NHL Entry Draft. 1st Penguins pick, 2nd overall, 1st round.

(b) June 22, 2012—Acquired by the Carolina Hurricanes from the Pittsburgh Penguins in exchange for Brandon Sutter, Brian Dumoulin and a first-round selection in the 2012 NHL Draft (Derrick Pouliot).

## VS. NHL

CLUB	GP	G	A	PTS	PIM
ANA	10	3	3	6	2
ARI	8	0	3	3	8
BOS	30	4	14	18	14
BUF	29	8	11	19	12
CGY	6	1	2	3	2
CAR	21	5	5	10	16
CHI	9	2	2	4	2
COL	9	6	6	12	2
CBJ	13	3	4	7	4
DAL	9	3	3	6	10
DET	13	4	4	8	4
EDM	8	3	4	7	4
FLA	29	5	10	15	14
LA	8	4	1	5	4
MIN	10	1	2	3	11
MTL	29	5	9	14	6
NSH	7	2	2	4	4
NJ	45	11	10	21	22
NYI	46	11	15	26	39
NYR	45	10	13	23	32
OTT	28	6	13	19	6
PHI	47	15	11	26	18
PIT	8	0	4	4	2
STL	8	1	3	4	4
SJ	9	1	4	5	4
TB	30	6	11	17	14
TOR	27	12	11	23	14
VAN	7	1	2	3	0
WSH	33	7	3	10	27
WPG	26	11	7	18	10

## PERSONAL

Jordan and his wife, Heather, were married on June 22, 2012, the same day that he was traded to the Hurricanes... They have a daughter named Abigail... His brother Eric was drafted by the Hurricanes in 2003 and serves as the team's captain... His brother Jared is also a member of the Hurricanes organization, and his brother Marc plays for the NY Rangers... Jordan helped to form the Staal Family Foundation, which benefits children fighting cancer and their families... He says his parents had the biggest influence on his career, and his favorite player growing up was Joe Thornton... His first youth team was the Norwest Super Squirrels and his first job was working on his father's sod farm... Jordan's favorite television show is Family Guy, favorite movie is Gladiator and favorite

food is pierogies... His preferred vacation spot is "a beach" and his favorite Triangle restaurant is Nina's... Jordan enjoys watching football and is a fan of the Pittsburgh Steelers... His favorite athlete outside of hockey is Tiger Woods... His favorite website is nhl.com and favorite video game is Modern Warfare 3... The celebrity Jordan would most like to meet is Denzel Washington... His favorite holiday is Christmas... He's worn No. 11 his entire life, and chose it because it was close to the No. 12 that both his father and his brother, Eric, wear... His favorite road city is Boston, favorite road arena is Bell Centre and favorite team to play against is Philadelphia... His most memorable hockey moment was winning the Stanley Cup with the Penguins in 2009.





## 2014-15 SEASON

Completed his ninth NHL season and third with the Hurricanes... Ranked tied for sixth on the team in assists (18) and eighth in points (24) in 46 games played... Was first on the team and eighth in the NHL in faceoff win percentage (56.4%)... Ranked fourth among Carolina forwards with 85 hits... Selected by his teammates as the winner of the Steve Chiasson Award, given to the player that best exemplifies determination and dedication... Suffered a broken right fibula in a preseason game against Buffalo (9/23)... Underwent surgery on 9/26 at Raleigh Orthopaedic and was placed on injured reserve on 10/2... Prior to missing the Hurricanes' opener vs. NYI (10/10), had played in all 130 Hurricanes games since his acquisition on 6/22/12... Was activated from injured reserve on Dec. 29... Made his season debut and recorded an assist at MTL (12/29)... Scored his first goal of the season

vs. COL (1/13)... Notched two assists in back-to-back games at TOR (1/19) vs. TB (1/27)... Recorded an assist vs. STL (1/30) to run his assist streak to three games... Went 20-for-23 (87.0%) on the draw against the Oilers (3/8), marking the highest single-game faceoff-win percentage by a Hurricanes player (minimum 10 faceoffs) since Rod Brind'Amour on 1/11/07 (90.5%)... Scored a goal, added an assist and was a season-high (+2) vs. PHI (4/4)... Had a goal and an assist at PHI (4/9)... **Longest assist streak:** 3 games (1/19-1/30: 0g, 4a)... **Longest point streak:** 3 games (1/19-1/30: 0g, 4a)... **Multi-assist games:** 2 (1/19 at TOR: 0g, 2a; 1/27 vs. TB: 0g, 2a)... **Multi-point games:** 4 (1/19 at TOR: 0g, 2a; 1/27 vs. TB: 0g, 2a; 4/4 vs. PHI: 1g, 1a; 4/9 at PHI: 1g, 1a).

## CAREER

Is in his 10th NHL seasons and fourth with the Hurricanes... Acquired by the Hurricanes from Pittsburgh on 6/22/12 in exchange for Brandon Sutter, Brian Dumoulin and a first-round pick in the 2012 NHL Draft (Derrick Pouliot)... Signed a 10-year contract extension with the Hurricanes on 7/1/12, which goes through 2022-23... Selected by the Penguins with the second overall pick in the 2006 NHL Entry Draft... Nominated for the Calder Trophy (rookie of the year) in 2006 and the Selke Trophy (best defensive forward) in 2010... Played in a Penguins-franchise-record 358 consecutive games including playoffs (328, Ron Schock) from 12/7/06-4/30/10... His 302-game, regular-season, games-played streak ranks second in Penguins history (313, Schock)... Represented Canada at the 2007 IIHF World Championships along with his brother, Eric, earning a pair of assists and winning a gold medal... Earned three points (1g, 2a) and was (+5) in eight games at the 2013 IIHF World Championship for Canada... Was invited to Canada's orientation camps for the 2010 Olympic Games and the 2014 Olympic Games... **2004-05:** Completed his first season with Peterborough of the Ontario Hockey League (OHL), the same team his brother, Eric, played for in junior hockey... Earned 28 points (9g, 19a) in 66 regular-season games as a 16-year-old for the Petes... Was third on the team in playoff goals with six, totaling 10 points in 14 postseason contests... **2005-06:** Scored 68 points (28g, 40a) in 68 games for Peterborough... Tied for eighth in the OHL in game-winning goals (7)... Selected to play in the 2006 OHL All-Star Game, earning a pair of assists in the contest... Was second among Petes skaters with 10 goals and totaled 16 points (10g, 6a) in 19 playoff games as Peterborough captured the OHL championship... The Petes lost just three of their 19 games en route to the title and a berth in the 2006 Memorial Cup... **2006-07:** Completed his rookie NHL season with the Penguins in his draft year, totaling 42 points (29g, 13a) in 81 games... Ranked second among league rookies in goals (29), trailing only teammate Evgeni Malkin... Established an NHL rookie record with seven shorthanded goals... Also established an NHL record for shooting percentage by a rookie (22.1%), leading all NHL players in that category... Ranked first among Penguins skaters and tied for second among NHL rookies in plus/minus (+16)... Was seventh on the team and sixth among NHL rookies in points (42)... Was a

finalist for the Calder Trophy as the league's top rookie... Named to the NHL's All-Rookie Team... Made his NHL debut vs. PHI (10/5)... Scored his first NHL goal, a shorthanded tally against Henrik Lundqvist, vs. NYR (10/12)... Scored a pair of shorthanded goals vs. CBJ (10/21) to become the youngest player in NHL history to net two shorthanded goals in a game... One of those two goals was on a penalty shot, as he also became the youngest player to score on a penalty shot... Was the first NHL player since 1982 to score his first three NHL goals shorthanded... Netted his 20th goal of the season vs. PHI (2/8), becoming the third-youngest player in NHL history to reach the 20-goal mark, trailing only Ted Lindsay and Sidney Crosby... Was plus or even in 25 consecutive games from 12/15-2/10... Became the youngest player in NHL history (18 years, 153 days) to record a hat trick when he netted three goals, including the overtime winner, vs. TOR (2/10)... Appeared in his first Stanley Cup playoffs, tying Sidney Crosby for the team lead in playoff goals with three as the Penguins dropped a five-game series to Ottawa... Notched a goal in his playoff debut in Game 1 vs. OTT (4/11), becoming the fifth-youngest player in NHL history to score a playoff goal... **2007-08:** Finished the regular-season with 28 points (12g, 16a) in 82 games, and was tied for third among Penguins skaters in game-winning goals (4)... Scored seven of his last nine goals on the road... Had a season-high three points (2g, 1a) vs. TB (1/10)... Appeared in all 20 of Pittsburgh's Stanley Cup playoff games as the Penguins won the Eastern Conference championship before falling to Detroit in the Stanley Cup Final... Was tied for third on the team in playoff goals (6)... Ranked fourth on the team in hits (45) and led Penguins forwards in shorthanded ice time per game (3:16) in the playoffs... Netted the game-winning goal in Game 2 of the conference semifinals vs. NYR (4/27)... Scored two third-period goals in Game 4 vs. PHI (5/15)... **2008-09:** Set then-career-highs in assists (27) and points (49), adding 22 goals... Led Penguins forwards and ranked second on the team in shorthanded ice time per game (3:31)... Ended the regular season on a then-career-high, six-game scoring streak (4/1-4/11: 2g, 6a)... Posted his second career hat trick and set a single-game high in points with three goals and an assist at DET (11/11), scoring all three goals in the third period, assisting on the game-winning overtime goal... Netted



his 50th career goal at OTT (12/6)... Recorded his first multi-assist game with a pair of helpers vs. NYI (12/11)... At 20 years, 111 days, became the youngest player in NHL history to play in his 200th game (Patrick Marleau — 20 years, 115 days), vs. BOS (12/30)... Earned his 100th career point with an assist vs. SJ (2/11)... Talled his 50th career assist vs. BOS (3/11)... Totaled nine playoff points (4g, 5a) including a pair of critical goals during the Stanley Cup Final in helping the Penguins capture the 2009 Stanley Cup title... Matched against opposing teams' top forward combination, he held Philadelphia's Jeff Carter to one goal in the Penguins six-game, opening-round series against Philadelphia, and brother Eric to one goal in the Eastern Conference Final... Scored a shorthanded goal to tie Game 4 of the Stanley Cup Final vs. DET (6/4), with the Penguins trying to avoid a three-games-to-one series deficit... Netted the first goal of the game in Pittsburgh's Game 5 victory vs. DET (6/9)... **2009-10:** Matched his then-career-high with 49 points (21g, 28a), skating in all 82 games for Pittsburgh and establishing his career-high in assists (28)... It marked the third consecutive season in which he played in all 82 games... Led the Penguins with a career-best, plus-19 rating... Also led Pittsburgh in shorthanded ice time per game (3:20)... Was a finalist for the Selke Trophy as the NHL's top defensive forward... Voted by his peers as the team's Player's Player, an award given to the player that best exemplifies leadership for the team, both on and off the ice... Earned a single-game, career-high three assists at EDM (1/14)... Became the youngest player (21 years, 140 days) in NHL history to appear in 300 games, vs. OTT (1/28)... Skated in 11 Stanley Cup playoff games, totaling three goals and two assists (5 points)... Earned two assists in the series-clinching Game 6 victory at OTT (4/24)... Saw his 358-game (including playoffs) consecutive games streak end when a laceration on his foot sidelined him for two games (5/2-5/4)... Scored the last Penguins' goal ever at Mellon Arena with a tally in Game 7 vs. MTL (5/12)... **2010-11:** Totaled 11 goals and 19 assists (30 points) in a career-low 42 games... Missed the first 40 games of the season due to foot and hand injuries... Was a key part of Pittsburgh's top-ranked penalty kill (86.1%), the first time in team history that the Penguins led the NHL in that category... Was preparing to return to action from his foot injury when he suffered a fracture in his hand after being struck by a puck during practice on 11/1... Made his season debut in the NHL Winter Classic vs. WSH at Heinz Field in Pittsburgh... Had a season-high, five-game point streak from 2/10-2/20 (3g, 3a)... Played a career-high 29:04 of ice time vs. SJ (2/23)... Had three points (1g, 2a) during the Penguins' seven-game series loss to Tampa Bay in the first round of the Stanley Cup playoffs... **2011-12:** Totaled a career-high 50 points despite appearing in only 62 regular-

season games for Pittsburgh... His 25 goals ranked tied for fourth among Penguins skaters and were the most since his rookie campaign in 2006-07 (29)... Ranked second among Penguins forwards in shorthanded minutes per game (2:38)... Was tied for first on the team and fourth in the NHL in shorthanded goals (3)... Was also tied for fourth in the NHL in shorthanded points (5)... Penguins penalty kill ranked in the top five for the second consecutive season (3rd, 87.8%)... Served as an alternate captain for Pittsburgh... Finished second among Penguins forwards in ice time per game (20:03)... Won 51.0 percent of his face-offs, the first time in his career that he was over 50 percent for the season... Had 29 points (10g, 19a) in the final 28 games of the season... Recorded his 200th career NHL point at CGY (10/8)... Scored his 100th career NHL goal vs. NJ (10/22)... Played in his 400th career NHL game vs. CAR (12/27)... Had points in 13 of 14 games from 2/15-3/17 (6g, 11a), including a career-long 10-game point streak from 2/25-3/17 (3g, 10a)... Missed 20 games due to injury (10/29-11/3; 12/10; 12/16-12/16; 1/7-2/7)... Completed his sixth NHL playoff season, leading the Penguins in goals (6) and points (9) during Pittsburgh's six-game opening round loss to Philadelphia... Netted a pair of goals in Game 3 at PHI (4/15)... Recorded his first career playoff hat trick in Game 4 at PHI (4/18)... Had a goal and an assist in Game 5 vs. PHI (4/20)... **2012-13:** Completed his first season with Carolina, ranking third among Hurricanes in assists (21), fourth in points (31) and fifth in goals (10)... Led the team in hits (105)... Was one of three Hurricanes to play in all 48 games... Made his Hurricanes debut and registered a season-high nine hits at FLA (1/19)... Recorded his first Hurricanes point with an assist on Jeff Skinner's power-play goal vs. TB (1/22)... Scored his first Hurricanes goal and earned an assist at TOR (2/4)... Had assists and points in five consecutive games, all on the road, from 2/2-2/11 (1g, 5a)... **2013-14:** Was one of two Hurricanes to play in all 82 games... Ranked fourth on the team in assists (25), fifth in points (40) and sixth in goals (15)... Led the team in hits (194) for the second consecutive season... Ranked second on the team and 17th in the NHL in faceoff win percentage (54.4%)... Named the winner of the Josef Vasecek Award by the Carolina chapter of the Professional Hockey Writers' Association (PHWA) for cooperation with the local media (4/10)... Played in his 500th NHL game vs. BOS (11/18)... Earned his 300th NHL point and tied his career high with four points (1g, 3a) vs. TOR (1/9)... Played in his 100th Hurricanes game and scored the game-winning goal vs. CBJ (1/27)... Recorded multi-point performances in three consecutive regular-season games for the first time in his career (3/8-3/13: 1g, 5a).

## JORDAN STAAL CAREER ACHIEVEMENTS

**Calder Trophy Finalist:** Was a finalist for the 2007 Calder Trophy as the NHL's most-outstanding rookie, after scoring 29 goals as an 18-year-old. Teammate Evgeni Malkin won the award.

**Rookie Shorthanded Goals:** Set an NHL rookie record with seven shorthanded goals during his rookie season in 2006-07. Also became the youngest player in NHL history to score two shorthanded goals in a game (10/21/06) and the first player since 1982 to score his first three NHL goals shorthanded.

**Youngest Hat Trick:** Scored his first career hat trick vs. Toronto (2/10/07), including the game-winning goal in overtime. Was the youngest player in NHL history to record a hat trick, at 18 years, 153 days old.

**Consecutive Games Streak:** Set a Penguins franchise record by playing in 358 consecutive games, including playoffs, from 12/7/06 until 4/30/10, when he suffered a foot injury in a playoff game against Montreal. Had played in 164 consecutive games, including playoffs, entering the 2014-15 season.


**Selke Trophy Finalist:** Was a finalist for the 2010 Frank J. Selke Trophy, honoring the NHL's top defensive forward. Detroit's Pavel Datsyuk won the award.

**Penalty Killing Prowess:** Has been a key part of penalty-killing units throughout his career. Helped the Penguins finish first in the NHL in penalty kill percentage for the first time in franchise history in 2010-11 (86.1%). The Penguins set a franchise record at 87.8 percent in 2011-12, finishing third in the NHL. More recently, he helped Carolina finish the season fourth in the NHL in 2014-15 (84.7%).

**International Experience:** Represented Canada alongside his brother, Eric, at the IIHF World Championships in 2007 and 2013. Was also invited to Canada's Olympic orientation camps in 2010 and 2014.

**The Brothers Staal:** Jordan's youngest brother, Jared, made his NHL debut for the Hurricanes on April 25, 2013, starting the game on a line with Eric and Jordan. They marked the fourth set of brothers to play on one team in the same season in NHL history and first since the Stastny brothers in 1984-85.





# CHRIS TERRY 25



Left Wing • Shoots Left

5'10" • 195 lbs.

4/7/89 • Brampton, Ont.

Acquired: 2007 NHL Entry Draft

2014-15 Teams: Carolina (NHL), Charlotte (AHL)

Drafted: Carolina 2007 (4-132-5)

## HIGHLIGHTS

### NHL FIRSTS:

**Game:** 3/9/13; 6-3 CAR W vs. NJ

**Point:** 3/9/13; 6-3 CAR W vs. NJ (goal)

**Goal:** 3/9/13; 6-3 CAR W vs. NJ (Hedberg)

**Shootout Stats:** 9 attempts, 5 goals (55.6%),  
3 game-deciding goals

### NHL HIGHS:

**Goals:** 1-12x (Last: 4/7/15; 3-2 CAR L at DET)

**Assists:** 2 (4/3/14; 4-1 CAR W vs. DAL)

**Points:** 2-5x (Last: 4/7/15; 3-2 CAR L at DET)

**Penalty Min:** 2-7x (Last: 3/19/15; 4-0 CAR L at MTL)

**Goal Streak:** 2 games-2x (Last: 12/18/14-12/20/14: 2g)

**Assist Streak:** 2 games (3/29/15-3/31/15: 2a)

**Point Streak:** 4 games (3/28/15-4/2/15: 2g, 2a)

## CAREER STATS

YEAR	TEAM	LEAGUE	REGULAR SEASON					PLAYOFFS				
			GP	G	A	TP	PIM	GP	G	A	TP	PIM
2005-06	Plymouth	OHL	64	9	19	28	72	11	3	2	5	4
2006-07 (a)	Plymouth	OHL	68	22	44	66	98	20	8	10	18	21
2007-08	Plymouth	OHL	68	44	57	101	107	4	4	3	7	6
	Albany	AHL	1	0	0	0	0	—	—	—	—	—
2008-09 (b)	Plymouth	OHL	53	39	55	94	75	11	7	9	16	18
2009-10	Albany	AHL	80	17	30	47	47	8	2	4	6	0
2010-11	Charlotte	AHL	80	34	30	64	52	16	6	3	9	14
2011-12	Charlotte	AHL	74	16	43	59	67	—	—	—	—	—
2012-13	Charlotte	AHL	70	25	35	60	40	5	2	2	4	8
	Carolina	NHL	3	1	0	1	0	—	—	—	—	—
2013-14	Charlotte	AHL	70	28	41	69	62	—	—	—	—	—
	Carolina	NHL	10	0	2	2	0	—	—	—	—	—
2014-15	Carolina	NHL	57	11	9	20	14	—	—	—	—	—
	Charlotte	AHL	5	1	1	2	4	—	—	—	—	—
Hurricanes/NHL Totals (3 Seasons)			70	12	11	23	14	—	—	—	—	—

(a) June 22, 2007—Selected by the Carolina Hurricanes in the 2007 NHL Entry Draft. Fourth Hurricanes pick, 132nd overall, fifth round.

(b) May 29, 2009—Signed by the Carolina Hurricanes to a three-year, entry-level contract.

## VS. NHL

CLUB	GP	G	A	PTS	PIM
ANA	1	0	0	0	0
ARI	1	0	0	0	0
BOS	4	0	1	1	0
BUF	2	1	1	2	2
CGY	2	0	0	0	2
CAR	0	0	0	0	0
CHI	2	0	0	0	0
COL	1	0	0	0	0
CBJ	4	0	1	1	2
DAL	3	1	3	4	0
DET	3	1	1	2	0
EDM	1	0	0	0	0
FLA	2	1	0	1	2
LA	2	1	1	2	0
MIN	2	0	0	0	0
MTL	3	0	0	0	4
NSH	1	0	0	0	0
NJ	4	2	0	2	0
NYI	5	1	1	2	2
NYR	4	2	0	2	0
OTT	3	1	0	1	0
PHI	4	0	0	0	0
PIT	3	0	0	0	0
STL	2	0	0	0	0
SJ	1	0	0	0	0
TB	3	0	0	0	0
TOR	2	1	0	1	0
VAN	1	0	0	0	0
WSH	3	0	1	1	0
WPG	1	0	1	1	0

## PERSONAL

Chris and his wife, Chelsey, got married on 7/11/15... They have a dog named Nellie and spend their summers in Plymouth, MI... Chris is involved with charitable efforts supporting the fight against ALS, and received the OHL's Dan Snyder Trophy for humanitarianism for that team in 2009... He started playing hockey at the age of three, and his first youth team was the Chinguacousy Blues... His dad was the biggest influence on his career, and his favorite player growing up was Steve Yzerman... Chris is on twitter at username @christerry25... His favorite television show is Suits, favorite movie is Sandlot, favorite actress is Jennifer Aniston and

favorite musician is Luke Bryan... His favorite book is Hockey Confidential and favorite vacation spot is Turks and Caicos... Chris worked as a paperboy for his first job... His favorite thing to do away from the rink is play golf... His favorite restaurant in Raleigh is Margaux's... Chris enjoys watching baseball and is a fan of the Tigers and Blue Jays... His favorite non-hockey athlete is Jason Day... He has worn the number 25 since turning pro and his most memorable hockey moment was scoring a goal in his NHL debut... His favorite road city is Montreal, favorite road arena is the United Center and favorite team to play against is Toronto.



## 2014-15 SEASON

Completed his third NHL season with the Hurricanes... Established career highs in goals (11), assists (9), points (20) and games played (57)... Led the team with a 15.5% shooting percentage... Set a career high with three power-play goals... Scored a goal in the season opener vs. NYI (10/10)... Recorded his first multi-point game of the season and second of his NHL career with a goal and an assist vs. BUF (10/14)... Notched a goal and an assist vs. LA (11/2)... Assigned to Charlotte (AHL) for a conditioning stint (11/25)... Recalled from Charlotte (AHL) on 12/7... Found the net in consecutive games from 12/18-12/20 (2g, 0a)... Scored a goal and added an assist... DAL (3/12)... Recorded a career-long four-game point

streak from 3/28-4/2 (2g, 2a)... Scored his 10th goal of the season at FLA (4/2)... Became just the sixth rookie (since the team's arrival in North Carolina) to reach 10 or more goals... Netted his 11th goal of the season and added an assist at DET (4/7)... Was a healthy extra for: 20 games... **Longest assist streak:** 2 games (3/29-3/31: 0g, 2a)... **Longest goal streak:** 2 games (10/14-10/16: 2g, 1a; 12/18-12/20: 2g, 0a)... **Longest point streak:** 4 games (3/28-4/2: 2g, 2a)... **Multi-point games:** 4 (10/14 vs. BUF: 1g, 1a; 11/2 vs. LA: 1g, 1a; 3/12 vs. DAL: 1g, 1a; 4/7 at DET: 1g, 1a).

## CAREER

Is in his fourth NHL season with the Hurricanes... Signed a one-year contract with the Hurricanes on 6/25/15, which goes through the 2015-16 season... Originally selected by Carolina in the fifth round of the 2007 NHL Entry Draft... Has totaled 301 points (121g, 180a) in 380 career American Hockey League (AHL) games... Enters the season as the Charlotte Checkers' all-time leader in games played (299), assists (150) and points (254) and ranks second in goals (104)... Did not miss a game due to injury in his first five full professional seasons... Ranks third on Plymouth's all-time scoring list (289 points) and is third in Plymouth's franchise history in assists (175) and fifth in goals (114)... Holds Plymouth's franchise record for consecutive regular-season games played at 168 games (1/5/06-3/16/08)...

**2005-06:** Was named Plymouth's Rookie of the Year after tallying nine goals and 19 assists (28 points) in 64 games... Played for Team Ontario at the 2006 World Under-17 Tournament in Regina, Sask, totaling six points (5g, 1a) in five games...

**2006-07:** Tallied 66 points (22g, 44a) in 68 regular-season games for Plymouth... Ranked fourth among Whalers skaters with 18 playoff points as Plymouth captured the 2007 OHL championship...

**2007-08:** Became the 14th player in Plymouth's history to record a 100-point season, notching 44 goals and 57 assists (101 points) to lead the Whalers in scoring... Represented the Western Conference in the 2008 OHL All-Star Classic in Sault Ste. Marie...

**2008-09:** Led Plymouth and ranked second in the OHL in scoring with 94 points (39g, 55a) in 53 games... Was the OHL's recipient of the Dan Snyder Memorial Trophy as the league's humanitarian of the year... Was also named the first-ever winner of the Mickey Renaud Captain's Trophy for leadership on and off the ice... Named an OHL Third Team All-Star... Served as Plymouth's team captain and earned the team's MVP, Humanitarian of the Year and Academic Player of the Year awards... Was the OHL Player of the Month for December 2008 after totaling 15 points (7g, 8a) in 10 games, and for February 2009 with 26 points (10g, 16a) in 10 games... Represented the Western Conference at the 2009 OHL All-Star Classic in Windsor, his second consecutive All-Star appearance... Was named to the Canadian team for the ADT Canada-Russia Challenge but could not play due to illness...

**2009-10:** Ranked second among Albany skaters in scoring during his rookie AHL season, totaling 47 points (17 goals, 30 assists)... Also ranked second on the team in plus/minus (+12) and was one of two River Rats to play in all 80 regular season games... Scored his

first professional goal (and point) vs. Manchester (10/3)... Played in all eight of Albany's 2010 Calder Cup Playoff games, and was third among Rats skaters six points (2g, 4a)...

**2010-11:** Ranked first among Charlotte skaters and third in the AHL with 34 goals, tops among AHL Eastern Conference players... Skated in all 16 of Charlotte's Calder Cup Playoff games, ranking tied for first on the team with six playoff goals... **2011-12:** Led Charlotte (AHL) with 59 points and a career-high 43 assists, ranking eighth in the AHL in assists and tied for 21st in scoring... Was tied for first in the AHL with three shootout game winners... Had four assists at Abbotsford (1/20/12), setting new personal highs and tying team records for most points and assists in a game... **2012-13:** Appeared in his first NHL season, scoring one goal in three games... Spent the majority of the season with Charlotte (AHL), leading the Checkers in goals (25), assists (35) and points (60) and serving as alternate captain... Was tied for first in the AHL in game-winning goals (8), and tied for 12th in points (60)... Earned his first NHL recall on 3/8... Scored his first NHL goal, the game-winning goal, on his first career shot in his first NHL game vs. NJ (3/9)... Totaled four points (2g, 2a) in five playoff games...

**2013-14:** Totaled two assists in 10 games for the Hurricanes... Played in 70 games for Charlotte (AHL), leading the Checkers in assists (41) and shots (230), and ranking second in goals (28) and points (69)... His career-high 69 points were second on the team and tied for sixth in the AHL... Ranked fifth in the AHL in power-play goals (15) and third in power-play points (37)... Led Charlotte and was tied for third in the AHL with a career-high 230 shots on goal... Served as Charlotte's alternate captain for the second consecutive season... Led both the Checkers (four goals on six attempts) and Hurricanes (two goals on two attempts) in shootout goals... Had a career-long, nine-game AHL point streak (10/4-10/31: 6g, 4a) to start the season... Tied his AHL career high and the Checkers' franchise record with four assists vs. Oklahoma City (1/24)... Notched three assists at Iowa (3/26) to extend his AHL point streak to nine games (7g, 7a), matching his career long... Returned to the NHL and earned his first two NHL assists vs. DAL (4/3), becoming the first Hurricanes skater to earn his first two NHL assists in the same period since Niclas Wallin on Jan. 9, 2001... Reassigned to Charlotte on 4/4 and recorded an assist in that night's game at San Antonio, making him the first player to score 250 points as a Checker.



# KRIS VERSTEEG 32



**Left Wing • Shoots Right**

**5'11" • 187 lbs.**

**5/13/86 • Lethbridge, Alb.**

**Acquired: 9/11/15, Trade with CHI**

**2014-15 Team: Chicago**

**Drafted: Boston 2004 (4-134-5)**

## HIGHLIGHTS

### NHL FIRSTS:

**Game:** 11/22/07; 2-1 CHI W at CGY

**Point:** 1/3/08; 4-2 CHI L at PHX (assist)

**Goal:** 1/3/08; 4-2 CHI L at PHX (Tellqvist)

**Shootout Stats:** 23 attempts, 5 goals (22%),  
2 game-deciding goals

### NHL HIGHS:

**Goals:** 3 (11/10/11; 5-2 FLA W at WPG)

**Assists:** 3 (4/7/10; 6-5 CHI W vs. STL)

**Points:** 4-3x (Last: 11/10/11; 5-2 FLA W at WPG)

**Penalty Min:** 27 (12/7/08; 7-1 CHI W vs. PHX)

**Goal Streak:** 3 games-3x (Last: 3/11/09-3/15/09: 3g)

**Assist Streak:** 6 games (4/8/09-10/10/09: 7a)

**Point Streak:** 9 games (12/29/09-1/14/10: 3g, 8a)

## CAREER STATS

YEAR	TEAM	LEAGUE	REGULAR SEASON					PLAYOFFS				
			GP	G	A	TP	PIM	GP	G	A	TP	PIM
2002-03	Lethbridge	WHL	57	8	10	18	32	—	—	—	—	—
2003-04 (a)	Lethbridge	WHL	68	16	33	49	85	—	—	—	—	—
2004-05	Lethbridge	WHL	68	22	30	52	68	5	0	1	1	4
2005-06	Kamloops	WHL	14	6	6	12	24	—	—	—	—	—
	Red Deer	WHL	57	10	26	36	103	—	—	—	—	—
	Providence	AHL	13	2	4	6	13	3	0	0	0	6
2006-07 (b)	Providence	AHL	43	22	27	49	19	—	—	—	—	—
	Norfolk	AHL	27	4	19	23	20	2	0	0	0	2
2007-08	Chicago	NHL	13	2	2	4	6	—	—	—	—	—
	Rockford	AHL	56	18	31	49	174	12	6	5	11	6
2008-09	Chicago	NHL	78	22	31	53	55	17	4	8	12	22
2009-10	Chicago	NHL	79	20	24	44	35	22	6	8	14	14
2010-11 (c, d)	Toronto	NHL	53	14	21	35	29	—	—	—	—	—
	Philadelphia	NHL	27	7	4	11	24	11	1	5	6	12
2011-12 (e)	Florida	NHL	71	23	31	54	49	7	3	2	5	8
2012-13	Florida	NHL	10	2	2	4	8	—	—	—	—	—
2013-14 (f)	Florida	NHL	18	2	5	7	9	—	—	—	—	—
	Chicago	NHL	63	10	19	29	27	15	1	2	3	4
2014-15 (g)	Chicago	NHL	61	14	20	34	35	12	1	1	2	6
NHL Totals (8 seasons)			473	116	159	275	277	84	16	26	42	66

(a) June 27, 2004—Selected by the Boston Bruins in the 2004 NHL Entry Draft. Fourth Bruins pick, 134th overall, fifth round.

(b) Feb. 3, 2007—Acquired by Chicago along with future considerations for Brandon Bochenski.

(c) June 30, 2011—Acquired by Toronto with Bill Sweatt from Chicago for Viktor Stalberg, Chris Didomenico and Phillipe Paradis.

(d) Feb. 14, 2011—Acquired by Philadelphia from Toronto for Philadelphia's first (Stuart Percy) and third (Josh Leivo) round choices in the 2011 NHL Entry Draft.

(e) July 1, 2011—Acquired by Florida from Philadelphia for second (Brian Hart) and third (Shayne Gostisbehere) round picks in the 2012 NHL Entry Draft.

(f) Nov. 14, 2014—Acquired by Chicago with Phillipe Lefebvre from Florida for Jimmy Hayes and Dylan Olsen.

(g) Sept. 11, 2015—Acquired by Carolina with Joakim Nordstrom and a third-round pick in the 2017 NHL Draft for Dennis Robertson, Jake Massie and a fifth-round pick in the 2017 NHL Draft.

## PERSONAL

Kris and his wife, Brittany, welcomed their first child, a son named Jaxson James, on 6/2/15, the day before the start of the 2015 Stanley Cup Final... They have a Bernese mountain dog named Beauty... Kris began playing hockey at the age of four and his first youth team was Hagen Electric... His brother, Mitch, played in the AHL, ECHL and Germany... Kris was a fan of Steve Yzerman and the Red Wings growing up... His favorite show is Californication, favorite movie is Tin Cup, favorite actor is Kevin

Costner and favorite actress is Olivia Wilde... His first job was cooking french fries... His favorite vacation spot is Positano, Italy... His favorite food is his mom's homemade tacos... His favorite sport other than hockey is soccer, favorite non-hockey athlete is Arjen Robben and favorite team outside of hockey is Holland's national team... If Kris wasn't a hockey player, he'd be a firefighter... His favorite road city is Calgary and favorite former teammate is Andrew Ladd.

## VS. NHL

CLUB	GP	G	A	PTS	PIM
ANA	16	3	7	10	4
ARI	14	4	6	10	33
BOS	16	6	2	8	4
BUF	15	2	4	6	15
CGY	15	4	4	8	6
CAR	14	4	3	7	8
CHI	3	0	2	2	2
COL	18	3	7	10	12
CBJ	18	4	10	14	12
DAL	20	6	10	16	2
DET	18	4	5	9	11
EDM	18	5	4	9	6
FLA	11	2	5	7	2
LA	15	2	4	6	4
MIN	17	2	6	8	8
MTL	16	4	4	8	11
NSH	21	2	4	6	14
NJ	16	9	5	14	12
NYI	14	3	6	9	8
NYR	18	2	4	6	6
OTT	14	3	7	10	7
PHI	13	3	2	5	8
PIT	13	3	5	8	6
STL	24	6	11	17	15
SJ	14	5	5	10	13
TB	18	5	7	12	10
TOR	9	4	1	5	8
VAN	18	4	7	11	12
WSH	16	3	1	4	6
WPG	21	9	11	20	12





## 2014-15 SEASON

Completed his eighth NHL season, totaling 34 points (14g, 20a) in 61 regular-season games with Chicago... Scored his first goal of the season at STL (10/25)... Had points in eight of nine games from 11/16-12/5 (4g, 11a)... Earned three-point games vs. DAL (11/16: 1g, 2a) and vs. STL (12/3: 1g, 2a)... Notched a goal and an assist in 12 Stanley Cup Playoffs games en route to the 2015 Stanley Cup championship, the second of his


## CAREER

Is in his ninth NHL season and first with Carolina... Acquired by the Hurricanes on 9/11/15 along with Joakim Nordstrom and a third-round pick in the 2017 NHL Draft in exchange for Dennis Robertson, Jake Massie and a fifth-round pick in the 2017 NHL Draft... Is a two-time Stanley Cup champion, capturing the title with Chicago in 2010 and 2015... Is the only NHL player to score at the United Center, Wrigley Field (1/1/09) and Soldier Field (3/1/14)... Shares a Chicago franchise rookie record with four shorthanded tallies in a season (B. Gardner, 1981-82)... Compiled a career-long nine-game point streak (3g, 8a) from 12/29/09-1/14/10 with Chicago... **2002-03:** Completed his first season of major junior hockey, totaling 18 points (8g, 10a) in 57 contests with Lethbridge... **2003-04:** Led Lethbridge with a career-high 33 assists and ranked second with 49 points in 68 contests... **2004-05:** Tied for fourth among Lethbridge skaters with 22 goals and ranked fifth with 52 points in 68 regular-season games... Posted one assist and four penalty minutes in five playoff games... **2005-06:** Completed his junior career, splitting the season between Kamloops and Red Deer of the WHL... Notched 12 points (6g, 6a) in 14 games with Kamloops... Totaled 36 points (10g, 26a) in 57 games with Red Deer... Made his professional debut in 13 regular-season contests with Providence, earning six points (2g, 4a)... Posted 6 penalty minutes in three Calder Cup playoff games... **2006-07:** Split the season between the AHL's Providence Bruins and Norfolk Admirals, notching 72 points (26g, 46a) in 70 regular-season contests... Ranked second among AHL rookies in assists and fourth in points... Recorded two eight-game point streaks (1/17-2/2; 3/2-3/17)... Had 19 multi-point outings... Appeared in two playoff games for Norfolk... **2007-08:** Appeared in his first NHL season, totaling four points (2g, 2a) in 13 regular-season games with Chicago... Made his NHL debut at CGY (11/22)... Notched his first NHL points with a goal and an assist at PHX (1/23)... Also appeared in 56 regular-season games for Rockford (AHL), ranking third among IceHogs skaters with 31 assists and tied for fourth with 18 goals... Led Rockford with a career-high 174 penalty minutes... Had an AHL career-long, nine-game point streak from 11/18-12/15 (4g, 7a)... Recorded 13 multi-point outings, including a season-high four points vs. San Antonio (4/5)... Led the team with six goals and ranked second with 11 points in 12 Calder Cup Playoff contests... **2008-09:** Led all NHL rookies with 31 assists, ranked second with 53 points and fourth with 22 goals in 78 regular-season games with Chicago... Named to the NHL's All-Rookie Team and was a finalist for the 2009 Calder Trophy... Ranked fourth among Blackhawks in points and fifth in goals... Led the team and tied a franchise rookie record with four shorthanded goals (B. Gardner, 1981-82)... Led the club and was tied for third in the NHL with seven shorthanded points... Named to the NHL's YoungStars Game as part of the 2009 All-Star Game in Montreal, but did not play in the contest due to injury... Led NHL rookies with eight assists and 12 points and ranked second with four goals in 17 contests during his Stanley Cup Playoffs debut... Tallied his first postseason goal as part of a playoff career-high three-point night (1g, 2a) at CGY (4/22)... Posted a playoff career-long four-game point streak twice (4/22-4/30: 2g, 6a; 5/9-5/19: 2g, 2a)... **2009-10:** Ranked sixth on the team with 20 goals and 44 points in

career... Skated 19:18 of ice time vs. NSH (4/21)... Scored his only goal of the playoffs at NSH (4/23)... **Longest goal streak:** 2 games (11/22-11/23: 2g, 1a)... **Longest assist streak:** 4 games (11/28-12/5: 1g, 7a)... **Longest point streak:** 4 games (11/16-11/23: 3g, 4a; 11/28-12/5: 1g, 7a)... **Multi-assist games:** 4 (last: 12/3 vs. STL: 1g, 2a)... **Multi-point games:** 7 (last: 12/3 vs. STL: 1g, 2a).

79 regular-season games with Chicago... Tied for fifth in the NHL with four shorthanded points (3g, 1a)... Ranked second on the club with 61 takeaways... Compiled an NHL career-long nine-game point streak from 12/29-1/14 (3g, 8a)... Recorded his 100th NHL point with an assist vs. STL (4/7) as part of a career-high four-point night (1g, 3a)... Earned a postseason career-high 14 points (6g, 8a) in 22 games, helping Chicago win the 2010 Stanley Cup championship... Netted two game-winning goals, including the series-clinching goal in Game 6 of the Western Conference Semifinals at VAN (5/11)... Matched a postseason career high with three points (1g, 2a) in Game 5 of the Stanley Cup Final vs. PHI (6/6)... **2010-11:** Split the season between Philadelphia and Toronto, totaling 46 points (21g, 25a)... Played in his 200th NHL game at CGY (12/16), tallying an assist... Recorded a season-high three points (1g, 2a) at ATL (1/7)... Registered a four-game point streak from 2/1-2/7 (2g, 2a)... Scored his first goal with the Flyers at NYR (2/20)... Netted two goals vs. TOR (3/3)... Tallied six points (1g, 5a) in 11 Stanley Cup playoff contests with Philadelphia... Netted a goal in Game 4 of the Eastern Conference Semifinals at BOS (5/6)... **2011-12:** Recorded career-highs in goals (23) and points (54) in 71 regular-season games with Florida... Matched his career high with 31 assists... Compiled a season-long four-game point streak from 10/8-10/17 (3g, 4a) to begin his career with the Panthers... Netted his first goal with FLA and added six shots on goal vs. TB (10/15)... Matched his career high with four points (2g, 2a) at TB (10/17)... Played a regular-season career-high 25:15 vs. CHI (11/3)... Tallied his first career hat trick and added an assist to match his career high with four points at WPG (11/20)... Matched his season long with a four-game point streak from 12/8-12/13 (3g, 2A)... Skated in his 300th career game at WSH (2/7)... Missed nine games due to injury (2/28-3/15)... Appeared in all seven Stanley Cup Playoff games for Florida, recording five points (3g, 2a) in the Eastern Conference Quarterfinals vs. New Jersey... Earned two points, including the game-winning goal, in Game 5 at NJ (4/21)... **2012-13:** Totaled four points (2g, 2a) in 10 regular-season games with the Panthers... Posted a goal and an assist while skating in a season-high 19:38 of ice time vs. WPG (1/31)... Recorded a goal and a season-high five shots on goal vs. TB (3/12)... Missed 38 games due to injury (1/19-1/26, 2/14-3/7, 3/14-4/27)... **2013-14:** Split the season between Chicago and Florida, compiling 12 goals and 24 assists (36 points) in 81 regular-season games... Recorded 29 points (10g, 19a) in 63 regular-season games with Chicago... Earned an assist in his return to the Blackhawks at NSH (11/16)... Notched his first goal of the season with Chicago vs. SJ (11/17)... Registered a season-long, four-game assist streak from 1/28-2/3 (4a)... Netted his 100th career goal vs. PIT (3/1), becoming the first NHL player to score at the United Center, Wrigley Field (1/1/09) and Soldier Field... Skated in his 400th career game vs. STL (3/19)... Posted seven points (2g, 5a) in 18 regular-season games with Florida prior to the trade... Registered three points (1g, 2a) in 15 Stanley Cup Playoff games for the Blackhawks... Skated a postseason-career-high 29:01 of ice time in Game 1 of the Western Conference Quarterfinal at STL (4/17).





# CAM WARD 30



Goaltender • Catches Left

6'1" • 185 lbs.

2/29/84 • Saskatoon, Sask.

Acquired: 2002 NHL Entry Draft

2014-15 Team: Carolina

Drafted: Carolina 2002 (1-25-1)

## HIGHLIGHTS

### NHL FIRSTS:

**Game:** 10/5/05; 5-2 L at TB

**Win:** 10/7/05; 3-2 SO W vs. PIT

**Shutout:** 11/9/06; 5-0 W vs. WSH

### NHL SHOOTOUTS AND PENALTY SHOTS:

**Shootout Stats:** 13-30 (48 goals on 131 attempts)

**Career Penalty Shots:** 13 (5 goals on 13 attempts)

### NHL HIGHS:

**Saves:** 57 (10/25/08; 4-3 W at NYI)

**Shots Faced:** 60 (10/25/08; 4-3 W at NYI)

**Win Streak:** 9 (3/18/09-4/7/09)

**Streak w/out Regulation Loss:** 10 (3/14/09-4/7/09; 9-0-1)

**Shutout sequence:** 134:08 (1/17/12-1/21/12)

## CAREER STATS

REGULAR SEASON										PLAYOFFS					
YEAR	TEAM	LEAGUE	GP	MIN	GA	SO	GAA	W-L-OT		GP	MIN	GA	SO	GAA	W-L
2000-01	Red Deer	WHL	1	60	0	1	0.00	1-0-0		—	—	—	—	—	—
	Sherwood Park	AMHL	25	1449	70	0	2.90	14-6-3		—	—	—	—	—	—
2001-02 (a)	Red Deer	WHL	46	2694	102	1	2.27	30-11-4		23	1502	53	2	2.12	14-9
2002-03	Red Deer	WHL	57	3368	118	5	2.10	40-13-3		23	1407	49	3	2.09	14-9
2003-04 (b)	Red Deer	WHL	56	3338	114	4	2.05	31-16-8		19	1200	37	3	1.85	10-9
2004-05	Lowell	AHL	50	2829	94	6	1.99	27-17-3		11	664	28	2	2.53	5-6
2005-06	Carolina	NHL	28	1484	91	0	3.68	14-8-2		23	1320	47	2	2.14	15-8
	Lowell	AHL	2	118	5	0	2.54	0-2-0		—	—	—	—	—	—
2006-07	Carolina	NHL	60	3422	167	2	2.93	30-21-6		—	—	—	—	—	—
2007-08	Carolina	NHL	69	3930	180	4	2.75	37-25-5		—	—	—	—	—	—
2008-09	Carolina	NHL	68	3928	160	6	2.44	39-23-5		18	1101	49	2	2.67	8-10
2009-10	Carolina	NHL	47	2651	119	0	2.69	18-23-5		—	—	—	—	—	—
2010-11	Carolina	NHL	74	4318	184	4	2.56	37-26-10		—	—	—	—	—	—
2011-12	Carolina	NHL	68	3988	182	5	2.74	30-23-13		—	—	—	—	—	—
2012-13	Carolina	NHL	17	929	44	0	2.84	9-6-1		—	—	—	—	—	—
2013-14	Carolina	NHL	30	1645	84	0	3.06	10-12-6		—	—	—	—	—	—
	Charlotte	AHL	2	119	4	0	2.02	1-1-0		—	—	—	—	—	—
2014-15	Carolina	NHL	51	3026	121	1	2.40	22-24-5		—	—	—	—	—	—
Hurricanes/NHL Totals (10 Seasons)			512	29,321	1332	22	2.73	246-191-58		41	2421	96	4	2.38	23-18

(a) June 22, 2002—Selected by the Carolina Hurricanes in 2002 NHL Entry Draft. First Hurricanes choice, 25th overall, first round.

(b) May 13, 2004—Signed a three-year contract with the Carolina Hurricanes.


## PERSONAL

Cam and his wife, Cody, have a son named Nolan and a daughter named Nyla... They have a dog named Rex... The Wards spend their offseason in Alberta, at their home in Sylvan Lake... Cam is involved with Special Olympics in Alberta and in North Carolina... He has his own program, called "Cam's Champs," through which he hosts special needs athletes in a suite at home games throughout the season... He's also involved with the Garth Brooks Teammates For Kids Foundation... Cam's first team was the Saskatoon Flyers, and the player he emulated growing up was Martin Brodeur... His favorite vacation spot is Turks and Caicos, and the most-played artist on his iPod is Hozier... His most prized possessions are his family and his Stanley Cup ring... His favorite television show is Modern Family, his favorite movie is Gladiator and his favorite food is sushi... Cam enjoys boating in

the offseason... His favorite teams outside of hockey are the New Orleans Saints, the New York Yankees and the Saskatchewan Roughriders... His favorite athlete outside of hockey is Drew Brees... The person from history he would most like to meet is Jesus Christ, and the current celebrity he would most like to meet is Will Ferrell... His favorite former teammate is Andrew Ladd... His favorite holiday is Christmas, his favorite hockey team growing up was Edmonton and his favorite magazine is ESPN The Magazine... Cam has worn number 30 since junior hockey and his most memorable win was Game 7 of the 2006 Stanley Cup Final... His favorite place to visit in the Triangle is Cafe Tiramisu... His favorite road city is Vancouver, and his favorite road arena is the Bell Centre in Montreal.

## VS. NHL

CLUB	GP	MIN	W-L-OT	GA	SO	GAA
ANA	6	320	2-2-1	15	0	2.81
ARI	9	484	5-4-0	23	1	2.85
BOS	29	1622	12-14-3	73	3	2.70
BUF	23	1315	11-8-4	62	2	2.83
CGY	7	415	3-3-0	25	0	3.61
CAR	0	0	0-0-0	0	0	0.00
CHI	6	349	3-1-2	10	2	1.72
COL	7	422	3-3-1	22	0	3.13
CBJ	8	414	2-4-1	21	0	3.04
DAL	7	387	3-3-1	23	0	3.57
DET	9	538	2-6-1	23	1	2.57
EDM	8	478	4-3-1	24	0	3.01
FLA	32	1703	15-12-2	79	0	2.78
LA	6	366	3-1-2	12	0	1.97
MIN	6	261	3-0-1	12	0	2.76
MTL	28	1581	15-10-3	73	0	2.77
NSH	8	481	2-5-1	22	0	2.74
NJ	26	1502	10-14-2	68	0	2.72
NYI	28	1593	18-4-3	70	1	2.64
NYR	28	1659	10-13-4	69	2	2.50
OTT	23	1309	13-7-2	52	1	2.38
PHI	23	1289	9-10-3	60	0	2.79
PIT	24	1457	14-7-3	57	0	2.35
SJ	5	300	4-1-0	18	0	3.60
STL	9	555	5-1-3	15	2	1.62
TB	39	2261	19-16-3	112	0	2.97
TOR	27	1555	16-9-2	69	2	2.66
VAN	8	460	2-5-1	26	0	3.39
WSH	34	1959	16-13-4	85	4	2.60
WPG	39	2286	22-12-4	112	1	2.94



## 2014-15 SEASON

Completed his 10th NHL season with Carolina... Was 22-24-5 with a 2.40 goals-against average and .910 save percentage in 51 games... Established a career-best in goals-against average (2.40)... Earned his first win of the season vs. ARI (11/1), stopping all 25 shots for his first shutout since 3/27/12... Made 30 saves to win his second consecutive game vs. LA (11/2)... Won five consecutive games from 11/1-11/10... Made 37 saves at PIT (12/31), the most saves by a Hurricanes goalie for the season, including a single-period-season-best 17 saves in the second period... Recorded the longest relief appearance by a goaltender without allowing a goal in NHL history in a shootout loss vs. STL (1/30), entering at the 3:25 mark of the first period and recording

29 saves in the final 61:35 of regulation and overtime... Made 28 saves and captured his first shootout win of the season at ARI (2/5)... Won four consecutive games from 2/16-2/28... Played in his 500th NHL/Hurricanes game vs. PHI (2/24), becoming the fourth active goaltender to appear in 500 games with one team (Henrik Lundqvist – NYR; Marc-Andre Fleury – PIT; Ryan Miller – BUF)... Games missed due to injury: 1 (Lower-body: 12/4)... Served as backup for: 31 games... **Saves:** 37 (12/31 at PIT)... **Shots faced:** 39 – (11/20 at LA; 12/31 at PIT)... **Win streak:** 5 (11/1-11/10)... Starts streak: 5 (10/28-11/7; 11/18-11/28)... **Streak w/out Regulation loss:** 5 (11/1-11/10: 5-0-0)... **Shutout sequence:** 85:44 (10/28-11/2).

## CAREER

Is in his 11th NHL season with Carolina... Signed a six-year contract extension with the Hurricanes on 1/30/09, which goes through the 2015-16 season... Holds franchise career goaltending records in games played, minutes, wins and shutouts... Represented Canada at the 2007 IIHF World Championship in Russia, leading his country to the gold medal, and the 2008 IIHF World Championship in Canada, earning silver... Also participated in the 2012 IIHF World Championship in Sweden/Finland... Was Carolina's first-round pick (25th overall) in the 2002 NHL Entry Draft... **2001-02:** Posted the top goals-against average in the Western Hockey League (WHL) at 2.27 and won the Del Wilson Trophy as the WHL's top goaltender... Was 30-11-4 with one shutout and a .911 save percentage during his rookie season of junior hockey for Red Deer... Was named Red Deer's rookie of the year and selected to the WHL's Eastern Conference First All-Star Team after leading the Rebels to the top record in the WHL during the regular-season... Was 14-9 with a 2.12 goals-against average and a .911 save percentage during Red Deer's run to the WHL Finals... **2002-03:** Was second in the WHL in goals-against average during the regular season at 2.10... Led the league in wins (40), as Red Deer captured the Central Division title for the second consecutive year... Named goaltender of the year by the Western Major Junior Hockey Writers Association... Was 14-9 with a 2.09 goals-against average in the postseason as Red Deer advanced to the WHL Finals... **2003-04:** Was third in the WHL in goals-against average (2.05)... Had a record of 31-16-8, a save percentage of .921 and four shutouts for Red Deer... Was 10-9 with a goals-against average of 1.85 and three shutouts in 19 playoff games, leading the Rebels to the WHL Semifinals... Awarded the Four Broncos Memorial Trophy as the WHL Player of the Year as well as the Del Wilson Trophy as the WHL Goaltender of the Year... Received the Vaughn Goaltender of the Year award as the top netminder in the entire Canadian Hockey League (CHL)... Was a runner-up to Sidney Crosby for the CHL's player of the year award... Also a runner-up for the Doug Wickenheiser Memorial Trophy, the WHL's humanitarian award... Earned Rebels' team awards including the Red Deer Bottling MVP award, McDonald's player of the year endowment and the Traptow Photography community relations award... **2004-05:** Posted a 27-17-3 record in 50 games with Carolina's American Hockey League affiliate, Lowell... Set Lock Monsters single-season records for wins (27), shutouts (6), GAA (1.99) and save percentage (.937)... Named to the AHL All-Rookie Team... Finished the season with a .937 save percentage to lead all AHL netminders... Recorded a 1.99 goals-against average, ranking fourth in the AHL and second among AHL goaltenders playing in 50 or more games... Started all 11 of Lowell's playoff games... Holds the Lock Monsters career records for playoff wins (5), shutouts (2) and goals-against average (2.53)... Posted a 1.33 goals-against average and stopped 98 of 102 shots in Games 4, 5 and 6 to help the Lock Monsters to their 4-2 playoff series win against

Hartford... **2005-06:** Completed his first NHL season, going 14-8-2 with a 3.68 goals-against average in 28 games with Carolina... In a two-game conditioning stint with Lowell (AHL), he posted a 2.54 goals-against average and a .915 save percentage... Made his NHL debut in relief of Martin Gerber and stopped 10 of 11 shots in the game's final 20:00 at TB (10/5)... Made his first NHL start and earned his first NHL win with a shootout victory vs. PIT (10/7)... Stopped 28 of 30 shots during game play before thwarting Mario Lemieux, Zigmund Palffy and Sidney Crosby on consecutive penalty shots to earn the win... It was the first shootout in franchise history... Stopped 26 of 28 shots to earn his first regulation win vs. WSH (10/12)... Started the game at WSH (10/22) and stopped one shot in 3:48 of play before leaving the game with an arm injury... Martin Gerber completed the game, marking the first time in franchise history that two netminders have combined for a shutout... Earned his first NHL assist on Eric Staal's power-play goal at PHX (12/3)... Served as backup and did not play for 48 games... Completed his first NHL playoff season, becoming the fourth rookie goaltender to capture the Conn Smythe Trophy as playoff Most Valuable Player (Ken Dryden, Patrick Roy, Ron Hextall)... Played in 23 of Carolina's 25 games en route to his first Stanley Cup... Ranked first in the league in wins (15), second in goals-against average (2.14), second in shutouts (2) and sixth in save percentage (.920)... Set the Hurricanes single-season franchise playoff records for wins (15), saves (537), minutes (1320), and shutouts (2 – tied with Kevin Weekes)... Made his NHL playoff debut, stopping 20 of 23 shots in 67:32 of playing time after replacing Gerber at the 14:46 mark of the first period of Game 2 vs. MTL (4/24)... Stopped 27 of 28 shots to earn his first career playoff victory in Game 3 at MTL (4/26)... Earned his first career NHL shutout by stopping all 21 Devils shots in Game 1 vs. NJ (5/6)... Made 28 saves in Game 3 at NJ (5/10), tying Tiny Thompson (Boston: 1929-30) for the NHL record by winning his first seven NHL playoff starts... Stopped all 25 shots he faced to earn his second career playoff shutout in Game 2 vs. EDM (6/7)... Made 22 saves and was named first star in Game 7 vs. EDM (6/19)... **2006-07:** Ranked tied for 15th in the NHL in wins (30) and tied for 13th in games played (60)... Represented Canada at the IIHF World Championship in Russia, going 5-0 with a 2.20 goals-against average and a .915 save percentage as he led Canada to the gold medal... Made 20 saves to earn his first career regular-season shutout vs. WSH (11/9)... Made a then-career-high 42 saves in a 5-3 win at MTL (2/17)... Stopped 12 of 13 shots before leaving the game at NYR (3/11) with a laceration on his leg caused by a skate blade... Missed three games due to the injury... **2007-08:** Ranked tied for fourth in the NHL in wins (37) and tied for ninth in shutouts (4)... Was voted by his teammates as the Hurricanes' nominee for the King Clancy Memorial Trophy, which goes "to the player who best exemplifies leadership qualities on and off the ice and has made a noteworthy contribution in his community"...

## CAREER CONTINUED

Started a then-career-high 20 consecutive games to conclude the season, going 13-5-2 during that span... Was named the NHL's First Star of the Week for the week of Oct. 8-14 after going 3-0-0 with a 1.67 goals-against average and .939 save percentage in three road games at Toronto, Ottawa and Montreal... Stopped 35 shots vs. WSH (11/5) to earn his third career regular-season shutout... Played in his 100th career NHL game vs. TB (11/8)... Made 28 saves at NYR (12/3) to earn his fourth career shutout, marking his first regular-season shutout against a team other than Washington... Reached the 30-win mark for the second consecutive season by making 26 saves vs. MIN (3/6)... Earned his fourth shutout of the season with 25 saves at CHI (3/12)... **2008-09:** Was third in the NHL in wins (39) and tied for sixth in shutouts (6)... Was 12th in the NHL in goals-against average (2.44) and 14th in save percentage (.916)... Established a new franchise record for goaltender victories in a season (39) and matched the franchise record for shutouts in a season (6)... Also set a franchise record for consecutive victories (9, 3/18-4/7)... Set career-bests in wins (39), shutouts (6), goals-against average (2.44) and save percentage (.916)... Started a career-high 28 consecutive games before sitting out the final game of the season at NJ (4/11)... Was 19-7-2 with a 2.30 goals-against average and three shutouts in that 28-game stretch... Established a new franchise record by stopping 57 shots, including a penalty shot by Doug Weight with 0.7 seconds remaining, in a 4-3 victory at NYI (10/25)... Set a then-personal best with a 131:56 shutout sequence from the first period in MTL (10/28) to the second period vs. EDM (11/1)... Surpassed the 10,000-minutes played mark in a 3-2 victory vs. MTL (12/16)... Was named the NHL's Third Star of the Week for 12/29-1/4 after going 3-0-0 with a 1.33 goals-against average and .944 save percentage in games against ATL, STL and TB... Was named the NHL's second star for the week ending Jan. 25 after stopping 67 of 68 shots in posting road victories on consecutive nights at TOR (1/19) and at PIT (1/20)... Made 27 saves to earn his 100th career victory with a 3-2 win vs. TB (1/29)... Played his 200th NHL/Hurricanes game vs. CBJ (2/14)... Was named the NHL's First Star of the Week on 3/23, after going 3-0-0 with a 2.33 goals-against average and a .935 save percentage in the Hurricanes' three wins against NJ, NYI and WSH... Was named an NHL Star of the Week for the fourth time of the season, earning third star honors on 3/30, after going 3-0-0 record with a 1.33 goals-against average and a .935 save percentage in the team's wins at FLA, vs. OTT and at NJ... Was named the NHL's First Star of the Month for March, posting a 10-1-2 record with a 1.98 goals-against average and .938 save percentage while playing each of Carolina's 13 games... Was just the third player in franchise history to be recognized with Player of the Month honors... Won his franchise-record eighth consecutive game by making 33 saves vs. PIT (4/4), as Carolina clinched a playoff berth with a 3-2 overtime win... Stopped all 12 shots vs. NYI (4/7) to break the franchise record for goaltender wins in a season and match the team record for shutouts in a season with his 39th win and sixth shutout of the year... Completed his second NHL playoff season, playing all 18 games for the Hurricanes... Ranked tied for third in the league in wins (8), eighth in goals-against average (2.67) and sixth in save percentage (.915)... Made 28 saves to earn his third career playoff shutout in a 4-0 win in Game 6 vs. NJ (4/26)... Held Boston scoreless on 36 shots to earn his fourth career playoff shutout in Game 2 at BOS (5/3)... Stopped 34 of 36 shots in a 3-2 overtime victory in Game 7 at BOS (5/14) to improve to 4-0 all-time in NHL Game 7's, becoming just the second goaltender in NHL history to win his first four career Game 7's (Ed Belfour)... **2009-10:** Was 18-23-5 with a 2.69 goals-against average in 47 games... Set a career high and ranked tied for second among NHL goaltenders with three assists... Missed 29 games due to injury (leg: 11/11-12/7; back: 2/5-3/25)... Was placed on the long-term injured list and missed 13 consecutive games after suffering a laceration of the left upper leg from the skate of Blue Jackets forward Rick Nash (11/7)... Stopped 32 of 34 shots in a 5-2 win at ATL (1/21), pulling even with Arturs Irbe (130) for first in franchise history in victories... Made 27 saves vs. BOS (1/24) to earn his 131st career win, making him the franchise's all-time wins leader...

Made a season-high 39 saves on 41 shots vs. CHI (1/30)... Posted a 2.23 goals-against average and a .932 save percentage in 18 games from Dec. 26-Feb. 3... Was 4-2 with a 2.36 goals-against average and .931 save percentage in the season's final six games after missing 18 games with a back injury from 2/5-3/25... **2010-11:** Ranked first in the NHL in saves (2,191), games played (74) and minutes (4,318); tied for third in wins (37) and was ninth in save percentage (.923)... Established a new franchise record for saves in a season, previously held by Sean Burke (1,844 in 1995-96)... Marked just the sixth time since the 2005-06 season, and the ninth time since the start of the 1997-98 season, that an NHL goaltender stopped 2,000 shots in a season... Was selected by the Carolina chapter of the Professional Hockey Writers Association as the team's Most Valuable Player... Was chosen by his teammates as Carolina's nominee for the King Clancy Trophy... The Hurricanes were 9-1-1 when he stopped 40 or more shots... Made 41 saves in regulation and overtime and did not allow a goal in the shootout in the second game of the 2010 NHL Premiere in Helsinki vs. MIN (10/8)... Recorded his first shutout since April 7, 2009, with 37 saves at BOS (11/26)... With wins at ATL (12/16) and vs. ANA (12/18), became the first Hurricanes goalie to have more than 40 saves in consecutive wins since Sean Burke on Jan. 20-22, 1997... Played his 300th NHL game vs. MTL (12/23)... Passed Arturs Irbe (309) for first in franchise history in games played on 11/17 at BOS... Stopped 23 of 25 shots in a 4-2 victory at NYI (1/26), passing Arturs Irbe (17,815) for first in franchise history in minutes played by a goaltender... Was selected by teammate Eric Staal as the first pick in the 2011 All-Star Fantasy Draft (1/28)... Started the 2011 NHL All-Star Game in Raleigh for Team Staal, stopping 10 of 14 shots in the first period (1/30)... Earned his third shutout of the season with 40 saves in a 1-0 win at BUF (3/15)... Eclipsed 2,000 saves for the season during a 3-2 shootout win at WSH (3/29)... Earned his fourth shutout of the season with 42 saves vs. DET (4/6)... **2011-12:** Reached the 30-win mark for the fifth time in his career, going 30-23-13 with a 2.74 goals-against average and .915 save percentage... Registered five shutouts... Ranked second among NHL netminders in saves (2,143), surpassing the 2,000-save mark for the second consecutive season... Was tied for fifth among goalies in games played (68) and was fifth in minutes (3,988)... Was tied for 10th in the NHL in shutouts (5)... Became the first goaltender in franchise history to earn a goal when he was credited with an empty net goal vs. NJ (12/26)... He was awarded the goal when Ilya Kovalchuk's errant pass went the length of the ice and into an empty net with 29.4 seconds left... Stopped a season-high 47 shots to earn his third shutout of the season in a 3-0 win at BOS (2/2)... Played in his 400th NHL/Hurricanes game vs. TB (3/3)... Earned his 200th career NHL/Hurricanes win and 20th career shutout with 40 saves vs. STL (3/15)... Faced a season-high 50 shots in a 5-4 loss at DET (3/24)... Stopped all 30 shots he faced at TOR (3/27) to earn his fifth shutout of the season and 21st career shutout, passing Arturs Irbe for most shutouts in franchise history... Missed three games due to injury (lower body: 2/20-2/25)... **2012-13:** Was 9-6-1 with a 2.84 goals-against average and .908 save percentage... Missed 27 games after suffering a season-ending knee injury on 3/3... Led Hurricanes netminders in wins, goals-against average and save percentage... Carolina was in first place with a 13-8-1 record at the time of his injury, and went 6-17-3 without him in the lineup for the rest of the season... Made a season-high 45 saves on 47 shots in a 3-2 OT win at OTT (2/7)... Stopped 15 of 15 shots before leaving the game at FLA (3/3) with a third-degree MCL sprain... Was 4-1-0 with a 1.78 goals-against average and .939 save percentage in his final five games played before being placed on injured reserve on 3/5... **2013-14:** Was 10-12-6 with a 3.06 goals-against average and .898 save percentage in 30 games... Missed 23 games due to injury... Also played in two games for Charlotte (AHL) during a conditioning stint, posting a 1-1-0 record with a 2.02 goals-against average and .937 save percentage... Posted a 4-2-0 mark with a 2.65 goals-against average and .917 save percentage in his last eight appearances.

## FRANCHISE CAREER GOALTENDING RANKS

### Games Played

1. Cam Ward	512
2. Arturs Irbe	309
3. Sean Burke	281
4. Mike Liut	252
5. Peter Sidorkiewicz	178
6. Kevin Weekes	119
7. Steve Weeks	94
8. Kay Whitmore	75
9. Trevor Kidd	72
10. Martin Gerber	60

### Minutes

1. Cam Ward	29,321
2. Arturs Irbe	17,815
3. Sean Burke	15,893
4. Mike Liut	14,705
5. Peter Sidorkiewicz	10,346
6. Kevin Weekes	6,852
7. Steve Weeks	5,286
8. Trevor Kidd	4,043
9. Kay Whitmore	4,039
10. Martin Gerber	3,493

### Wins


1. Cam Ward	246
2. Arturs Irbe	130
3. Mike Liut	115
4. Sean Burke	107
5. Peter Sidorkiewicz	71
6. Steve Weeks	42
7. Kevin Weekes	39
8. Martin Gerber	38
9. Trevor Kidd	28
10. Kay Whitmore	23

### Shutouts

1. Cam Ward	22
2. Arturs Irbe	20
3. Mike Liut	13
4. Sean Burke	11
Kevin Weekes	11
6. Peter Sidorkiewicz	8
7. Trevor Kidd	5
8. Steve Weeks	4
9. Martin Gerber	3
Kay Whitmore	3







# JAMES WISNIEWSKI 21

Defenseman • Shoots Right

5'11" • 203 lbs.

2/21/84 • Canton, MI

Acquired: 6/27/15, Trade with ANA

2014-15 Teams: Columbus/Anaheim

Drafted: Chicago 2002 (5-156-5)

## HIGHLIGHTS

### NHL FIRSTS:

**Game:** 2/2/06; 6-5 CHI SO L at STL  
**Point:** 2/8/06; 2-1 CHI L at SJ (assist)  
**Goal:** 3/23/06; 4-3 CHI L at PHX (LeNeveu)  
**Shootout Stats:** 8 attempts, 3 goals (37.5%),  
2 game-deciding goals

### NHL HIGHS:

**Goals:** 2-2x (Last: 11/14/14; 4-3 CBJ W at PHI)  
**Assists:** 3-5x (Last: 11/8/14; 7-4 CBJ L vs. TB)  
**Points:** 3-11x (Last: 1/19/15; 3-1 CBJ W at MIN)  
**Penalty Min:** 17 (11/17/13; 4-1 CBJ W at OTT)  
**Goal Streak:** 2 games (3/18/11-3/20/11: 2g)  
**Assist Streak:** 8 games (4/11/10-10/27/10: 11a)  
**Point Streak:** 8 games (4/11/10-10/27/10: 2g, 11a)

## CAREER STATS

YEAR	TEAM	LEAGUE	REGULAR SEASON					PLAYOFFS				
			GP	G	A	TP	PIM	GP	G	A	TP	PIM
1999-00	Det. Compu.	NAHL	50	5	11	16	67	5	0	3	3	4
2000-01	Plymouth	OHL	53	6	23	29	72	19	3	10	13	34
2001-02 (a)	Plymouth	OHL	62	11	25	36	100	6	1	2	3	6
2002-03	Plymouth	OHL	52	18	34	52	60	18	2	10	12	14
2003-04	Plymouth	OHL	50	17	53	70	63	9	3	7	10	8
2004-05	Norfolk	AHL	66	7	18	25	110	5	1	3	4	2
2005-06	Chicago	NHL	19	2	5	7	36	—	—	—	—	—
	Norfolk	AHL	61	7	28	36	89	4	1	2	3	6
2006-07	Chicago	NHL	50	2	8	10	39	—	—	—	—	—
	Norfolk	AHL	10	0	6	6	8	—	—	—	—	—
2007-08	Chicago	NHL	68	7	19	26	103	—	—	—	—	—
2008-09 (b)	Chicago	NHL	31	2	11	13	14	—	—	—	—	—
	Rockford	AHL	2	3	1	4	0	—	—	—	—	—
	Anaheim	NHL	17	1	10	11	16	12	1	2	3	10
2009-10	Anaheim	NHL	69	3	27	30	56	—	—	—	—	—
2010-11 (c, d)	NY Islanders	NHL	32	3	18	21	18	—	—	—	—	—
	Montreal	NHL	43	7	23	30	20	6	0	2	2	7
2011-12 (e)	Columbus	NHL	48	6	21	27	37	—	—	—	—	—
2012-13	Columbus	NHL	30	5	9	14	15	—	—	—	—	—
2013-14	Columbus	NHL	75	7	44	51	61	6	0	2	2	10
2014-15 (f, g)	Columbus	NHL	58	8	21	29	34	—	—	—	—	—
	Anaheim	NHL	13	0	5	5	10	—	—	—	—	—
NHL Totals (10 seasons)			551	53	221	274	459	24	1	6	7	27

- (a) June 23, 2002—Selected by Chicago in the 2002 NHL Entry Draft. Fifth Blackhawks pick, 156th overall, fifth round.  
(b) March 4, 2009—Acquired by Anaheim from Chicago along with Petri Kontiola for Samuel Pahlsson, Logan Stephenson and future considerations.  
(c) July 30, 2010—Acquired by the Islanders from Anaheim for the Islanders' third-round pick in the 2011 NHL Draft (Joseph Cramarossa).  
(d) Dec. 28, 2010—Acquired by Montreal from the Islanders for a second-round pick in the 2011 NHL Draft (Johan Sundstrom).  
(e) June 29, 2011—Acquired by Columbus from Montreal for the Blue Jackets' fifth-round pick in the 2012 NHL Draft (Charles Hudson).  
(f) March 2, 2015—Acquired by Anaheim from Columbus along with a third-round pick in the 2015 NHL Draft (Brent Gates) for Rene Bourque, William Karlsson and a second-round pick in the 2015 NHL Draft (Kevin Stenlund).  
(g) June 27, 2015—Acquired by Carolina from Anaheim for Anton Khudobin.

## PERSONAL

James and his wife, Nicole, have two daughters: Jamie Marie (2) and Sadie Rose (1)... He sponsors the "True Defenders" program, hosting military members and their families at Hurricanes games... James started playing hockey at 5 and his first team was Yaya's Chicken... His favorite player growing up was Chris Chelios... James enjoys golf and playing with his kids when he's away from the rink... His favorite TV shows are Game

of Thrones, Homeland and Shameless... His twitter username is @jameswisniewski... James wears No. 21 because his uncle, former NHL player Billy Dey, also wore it... His favorite food is his wife's cooking... His favorite movie is Saving Private Ryan, favorite musical artist is Eric Church, and favorite athlete is Jason Day... He has a clothing line, WIZ Wear, that benefits military families... His favorite road city is Chicago.

## VS. NHL

CLUB	GP	G	A	PTS	PIM
ANA	18	0	8	8	33
ARI	27	3	9	12	27
BOS	17	2	13	15	4
BUF	14	1	8	9	4
CGY	24	1	8	9	4
CAR	10	0	4	4	8
CHI	14	1	4	5	18
COL	24	0	10	10	23
CBJ	19	3	2	5	20
DAL	23	5	11	16	12
DET	30	3	8	11	42
EDM	23	0	11	11	20
FLA	14	2	10	12	10
LA	21	0	9	9	18
MIN	26	3	10	13	24
MTL	11	2	5	7	4
NSH	35	4	9	13	25
NJ	10	1	5	6	10
NYI	9	2	6	8	4
NYR	15	2	9	11	4
OTT	11	1	7	8	19
PHI	15	4	8	12	11
PIT	14	1	3	4	20
STL	30	3	10	13	17
SJ	26	4	5	9	23
TB	16	1	6	7	8
TOR	12	1	4	5	14
VAN	19	1	7	8	17
WSH	13	1	6	7	10
WPG	11	1	6	7	6



## 2014-15 SEASON

Completed his 10th NHL season, splitting the year between Columbus and Anaheim... Totaled 34 points (8g, 26a) and 44 penalty minutes in 69 combined games with the Blue Jackets and Ducks... Was tied for third among NHL defenseman in power-play goals (7)... His eight goals were his most since netting a career-high 10 in 2010-11... Matched his career highs in power-play goals (7) and game-winning goals (2)... Equaled his career-best in assists (3) and points (3) in a single game with three helpers vs. TB (11/8)... Matched his career-high with two goals, including the game winner, at PHI (11/14)... Again matched his career high for points in a game with three (1g, 2a) at MIN (1/19)... Had a season-high five-game point streak from 2/3-2/17 (2g, 3a)... Acquired by Anaheim


at the NHL trade deadline on 3/2, marking his second career stint with the Ducks... Had 29 points (8g, 21a) in 56 games for Columbus prior to the trade... Made his Ducks season debut at VAN (3/9)... Notched his first point of the season with Anaheim with an assist vs. NSH (3/15)... Earned his 24th assist of the season at CJB (3/24), his first game back in Columbus following the trade... Earned assists in three consecutive games from 3/24-3/29... Was a healthy extra for all 16 of the Ducks' playoff contests... **Longest assist streak:** 3 games (3/24-3/29: 0g, 3a)... **Longest point streak:** 5 games (2/3-2/17: 2g, 3a)... **Multi-goal games:** 1 (11/14 at PHI: 2g, 0a)... **Multi-assist games:** 3 (Last: 1/19 at MIN: 1g, 2a)... **Multi-point games:** 4 (Last: 1/19 at MIN: 1g, 2a).

## CAREER

Is in his 11th NHL season and first with the Hurricanes... Acquired by Carolina in exchange for Anton Khudobin on 6/27/15... Is in the fifth year of a six-year contract that runs through the 2016-17 season... Has represented the United States in four major international competitions... Had a goal and two assists in three games to help the U.S. capture gold at the 2002 U-18 World Junior Championship... Played for the U.S. at the 2003 and 2004 World Junior Championships, scoring five points (2g, 3a) in six games to help the Americans win the gold medal in 2004... Netted a goal and added two assists (3 points) for Team USA at the 2008 IIHF World Championship... **1999-00:** Is a product of the Detroit Compuware program, totaling 16 points (5g, 11a) in 50 NAHL games for Compuware... **2000-01:** Named to the Ontario Hockey League's All-Rookie Team and selected as Plymouth's Rookie of the Year after totaling 29 points (6g, 23a) in his first OHL season for the Whalers... Had 13 points (3g, 10a) in 19 playoff games as Plymouth advanced to the OHL Final before falling to Ottawa in six games... **2001-02:** Ranked second among Plymouth defensemen with 36 points (11g, 25a) in 62 regular-season games... **2002-03:** Ranked eighth among OHL defensemen with 52 points (18g, 34a) in 52 games for Plymouth... His 18 goals were an OHL career high and ranked tied for fifth among league defensemen... Named to the OHL's All-Scholastic Team... Had 12 points (2g, 10a) in 18 playoff games as Plymouth advanced to the conference final... **2003-04:** Selected as the Defenseman of the Year for the OHL and the Canadian Hockey League (CHL) after notching a career-best 70 points (17g, 53a) in 50 regular-season games... Also chosen as an OHL and CHL First-Team All-Star... Was third among OHL defensemen in points and second in assists... Also selected to the OHL All-Scholastic Team for the second consecutive year... Completed his junior career with 187 points (52g, 135a) in 217 games... **2004-05:** Completed his first professional season, totaling 25 points (7g, 18a) in 66 regular-season games for Norfolk... Ranked third among Admirals defensemen in scoring behind Matt Keith and Duncan Keith... **2005-06:** Appeared in his first NHL season with the Chicago Blackhawks, totaling seven points (2g, 5a) in 19 games... Played 61 games on the AHL level, leading Norfolk defensemen in scoring with 35 points (7g, 28a) in 61 games... Made his NHL debut at STL (2/2)... Earned his first NHL point with an assist at SJ (2/8)... Beat David LeNeveu for his first NHL goal at PHX (3/23)... **2006-07:** Appeared in 50 games for the Blackhawks, earning 10 points (2g, 8s)... Totaled six assists in 10 games on the AHL level for Norfolk...

**2007-08:** Spent the entire season on the NHL level with Chicago, totaling seven goals and 19 assists (26 points)... Had a career-high 103 penalty minutes... Scored his first career shorthanded goal vs. Detroit (10/6)... Played in his 100th career NHL game at OTT (12/22)... **2008-09:** Split the season between Chicago and Anaheim, after being acquired by the Ducks in March... Totaled 24 points (3g, 21a) in 48 games... Ranked second among Ducks defensemen in points for the season despite missing the first 28 games due to a knee injury... Made his Stanley Cup playoff debut for Anaheim, earning three points (1g, 2a) in 12 games as the Ducks upset the top-seeded Sharks before falling to Detroit in seven games... Played his first NHL playoff game in Game 1 of the Western Conference Quarterfinal at SJ (4/16)... Earned his first playoff point with assist at SJ (4/19)... Beat Jonas Hiller for his first Stanley Cup playoff goal in Game 3 vs. SJ (4/21)... **2009-10:** Ranked second among Anaheim defensemen in scoring with 30 points (3g, 27a) in 69 games... Played his 200th NHL game vs. TB (11/19)... **2010-11:** Ranked fifth among NHL defensemen in scoring with a career-high 51 points (10g, 41a) in 75 games with the New York Islanders and Montreal Canadiens... Ranked seventh among league blueliners in assists (41)... Opened the season with a career-best, seven-game point streak (10/9-10/27 (2g, 9a) for the Islanders... Traded to Montreal on 12/28 and recorded the first multi-goal game of his career, including the game winner in overtime, at FLA (12/31)... Had two assists in six Stanley Cup playoff games with the Canadiens... **2011-12:** Appeared in 48 games during his first season with Columbus, totaling 27 points (6g, 21a)... Led the Blue Jackets in average ice time per game and was third among team defensemen in goals, assists (tied) and points... **2012-13:** Earned 14 points (5g, 9a) in 30 games for Columbus... Led Blue Jackets defensemen and ranked tied for seventh among NHL defensemen in power-play goals (4)... Appeared in his 400th NHL game vs. STL (4/12)... **2013-14:** Established Blue Jackets franchise records for most assists (44) and points (51) by a defenseman, matching his career high in points... Was tied for eighth among NHL blueliners in points, fourth in assists and third in power-play points... His 28 power-play points also marked a record for Columbus defensemen... Led the Blue Jackets in assists and power-play points and finished second on the team in average ice time per game (22:37)... Recorded his 200th NHL point vs. NYR (11/7)... Had two assists in six Stanley Cup playoff games as the Blue Jackets fell to Pittsburgh in the opening round.





# DANNY BIEGA 41



**Defenseman • Shoots Right**

**6'0" • 205 lbs.**

**9/29/91 • Montreal, Que.**

**Acquired: 2010 NHL Entry Draft**

**2014-15 Teams: Charlotte (AHL), Carolina (NHL)**

**Drafted: Carolina 2010 (4-67-3)**

## HIGHLIGHTS

### NHL FIRSTS:

**Game:** 3/19/15; 4-0 L at MTL

**Point:** 3/21/15; 3-2 SO L vs. NYR (assist)

**Goal:** None

### NHL HIGHS:

**Goals:** None

**Assists:** 1-2x (Last: 3/29/15: 2-1 OT L vs. BOS)

**Points:** 1-2x (Last: 3/29/15: 2-1 OT L vs. BOS)

**Penalty Min:** None

### NHL STREAKS:

**Goal Streak:** None

**Assist Streak:** None

**Point Streak:** None

## CAREER STATS

YEAR	TEAM	LEAGUE	REGULAR SEASON					PLAYOFFS				
			GP	G	A	TP	PIM	GP	G	A	TP	PIM
2007-08	Salisbury School	High-CT	26	4	13	17	—	—	—	—	—	—
2008-09	Salisbury School	High-CT	29	8	14	22	—	—	—	—	—	—
2009-10 (a)	Harvard	ECAC	32	5	4	9	47	—	—	—	—	—
2010-11	Harvard	ECAC	34	11	19	30	34	—	—	—	—	—
2011-12	Harvard	ECAC	34	10	25	35	41	—	—	—	—	—
2012-13 (b)	Harvard	ECAC	32	2	9	11	43	—	—	—	—	—
	Charlotte	AHL	1	0	0	0	0	3	0	2	2	8
2013-14	Charlotte	AHL	65	3	15	18	22	—	—	—	—	—
2014-15	Charlotte	AHL	69	2	12	14	89	—	—	—	—	—
	Carolina	NHL	10	0	2	2	0	—	—	—	—	—
<b>Hurricanes/NHL Totals (1 season)</b>			<b>10</b>	<b>0</b>	<b>2</b>	<b>2</b>	<b>0</b>	—	—	—	—	—

(a) June 26, 2010—Selected by the Carolina Hurricanes in the 2010 NHL Entry Draft. Fourth Hurricanes pick, 67th overall, third round.

(b) March 13, 2013—Signed a three-year, entry-level contract with the Carolina Hurricanes.

## 2014-15 SEASON

Completed his rookie season with Carolina... Earned two assists in 10 games with the Hurricanes... Ranked fourth among Charlotte (AHL) defensemen with 14 points (2g, 12a) in 69 games... Scored a goal, earned an assist and was (+3) for Charlotte at Oklahoma City (11/21)... Earned two assists vs. the Toronto Marlies (1/16)... Received

his first NHL recall on March 18... Made his NHL/Hurricanes debut at MTL (3/19)... Recorded his first NHL point with an assist vs. NYR (3/21)... Also earned an assist vs. BOS (3/29)... Reassigned to Charlotte (AHL) on April 8... Was a healthy extra for: 1 game.

## CAREER

Is in his second NHL season with Carolina... Selected by the Hurricanes in the third round, 67th overall, of the 2010 NHL Entry Draft... Concluded the 2014-15 season with 32 points (5g, 27a) in 135 career AHL games... Totaled 85 points (28g, 57a) and 165 penalty minutes in 132 career collegiate games with Harvard... **2008-09:** Spent two seasons at Salisbury School (CT) prior to his freshman season at Harvard... Captained Salisbury School to a New England prep title in 2009... Was named Defenseman of the Year and a New England Prep All-Star... Also lettered in soccer and crew at Salisbury School... **2009-10:** Led Harvard defensemen with five goals, and totaled nine points in 32 games during his freshman season with the Crimson... Made his collegiate debut in Harvard's season-opening victory at Dartmouth (10/30)... Earned his first collegiate point with an assist vs. Quinnipiac (12/29)... Netted his first college goal on an empty net against Union (1/22)... Led Harvard to a two-game, road sweep of Princeton in the first round of the ECAC playoffs (3/5-3/6), posting three points and a plus-4 rating and was named ECAC Rookie of the Week on 3/8... **2010-11:** Was named a first-team All-Ivy League, second-team ECAC All-League and New England All-Star selection after totaling 30 points (11g, 19a) during his sophomore season at Harvard... Received the John Tudor Memorial Cup as Harvard's Most Valuable Player... Led all Crimson skaters in points and assists and tied for second on the team in goals... Was one of three defensemen in the nation to lead his team in scoring, and the only one to also rank among team's top three in plus/minus (+2)... Ranked seventh among all NCAA defensemen in points per game (0.88)... Led ECAC defensemen in points (21) and goals (9) and ranked second in assists (12) in 22 league games... Was the first defenseman to lead Harvard in scoring since Mark Fusco in 1981-82... Named Inside College Hockey Player of the Week (2/21), ECAC Hockey Player of the Week (2/22) and College Hockey Player of the Week (2/21) after totaling seven points (3g, 4a) in three games... Earned

his first career college hat trick vs. Colgate (1/28)... **2011-12:** Named an NCAA East First-Team All-American and to the ECAC First All-Star Team after establishing career highs in assists (25) and points (35) during his junior season... Also selected to the 2012 CCM Hockey All-America first team, named ECAC Hockey Best Defensive Defenseman, ECAC Hockey Championship All-Tournament and a unanimous first-team All-Ivy League selection... Runner-up in voting for 2012 ECAC Hockey Player of the Year... Was a fan-balloting candidate for the 2012 Hobey Baker Award and an ECAC Hockey All-Academic selection... Ranked second among NCAA defensemen in points per game (1.03), and 20th among all skaters with 0.74 assists per game... Led defensemen with 23 points and eight goals in ECAC play and earned a league-high 14 power-play points (2g, 12a)... Posted the highest point total (35) by a Harvard defenseman since 1993-94 (Sean McCann, 39) and highest assist total (25) by any Harvard player since 2002-03... Played the point on the nation's No. 1 power play (27.3 percent) and earned a team-high plus-14 rating... **2012-13:** Had 11 points (2g, 9a) in 32 games during his final season at Harvard in 2012-13... Signed an entry-level contract with the Hurricanes on 3/13 and joined Carolina's AHL affiliate in Charlotte... Made his AHL debut vs. Norfolk (3/13)... Skated in three of Charlotte's Calder Cup Playoff games, earning his first AHL points with a pair of assists vs. Oklahoma City (5/1)... **2013-14:** Completed his first full professional season with Charlotte (AHL)... Ranked third among Checkers rookies in assists (15) and points (18)... Picked up his first AHL regular-season point with an assist at Grand Rapids (10/25)... Scored his first two professional goals with a pair of tallies at Abbotsford (2/5)... Scored his first career game-winning goal vs. Lake Erie (3/15)... Recorded his second career multi-point game with a pair of assists at Oklahoma City (4/6)... Missed 11 games due to injury (12/15-1/11).



# PATRICK BROWN 36



**Center • Shoots Right**  
**6'1" • 210 lbs.**  
**5/29/92 • Bloomfield Hills, MI**

**Acquired: 4/12/14, Signed as a free agent**  
**2014-15 Team: Carolina (NHL, Charlotte (AHL))**  
**Drafted: Undrafted**

## HIGHLIGHTS

### NHL FIRSTS:

**Game:** 10/10/14; 5-3 L vs. NYI  
**Point:** None  
**Goal:** None

### NHL HIGHS:

**Goals:** None  
**Assists:** None  
**Points:** None  
**Penalty Min:** 4 (10/11/14: 4-3 L at NYI)

### NHL STREAKS:

**Goal Streak:** None  
**Assist Streak:** None  
**Point Streak:** None

## CAREER STATS

YEAR	TEAM	LEAGUE	REGULAR SEASON						PLAYOFFS					
			GP	G	A	TP	PIM		GP	G	A	TP	PIM	
2010-11	Boston College	Hockey East	29	0	1	1	8		—	—	—	—	—	
2011-12	Boston College	Hockey East	13	1	0	1	6		—	—	—	—	—	
2012-13	Boston College	Hockey East	38	5	6	11	14		—	—	—	—	—	
2013-14 (a)	Boston College	Hockey East	40	15	15	30	30		—	—	—	—	—	
<b>2014-15</b>	<b>Carolina</b>	<b>NHL</b>	<b>7</b>	<b>0</b>	<b>0</b>	<b>0</b>	<b>4</b>		—	—	—	—	—	
	Charlotte	AHL	60	2	8	10	34		—	—	—	—	—	
<b>Hurricanes/NHL Totals (1 Season)</b>			<b>7</b>	<b>0</b>	<b>0</b>	<b>0</b>	<b>4</b>		—	—	—	—	—	

(a) April 12, 2014—Signed by the Carolina Hurricanes as a free agent.

## 2014-15 SEASON

Completed his first professional season, appearing in seven NHL games with the Hurricanes... Also skated in 60 American Hockey League (AHL) games with Charlotte, totaling 10 points (2g, 8a)... Made the Hurricanes roster out of training camp... Made his NHL/Hurricanes debut and was (+1) vs. NYI (10/10)... Assigned to Charlotte (10/17)... Made his AHL debut for Charlotte vs. Grand Rapids (10/17)... Recalled from Charlotte (10/19)... Reassigned to Charlotte (AHL) on Oct.

28 after appearing in three games during the Hurricanes' Western Canada swing... Remained in the AHL for the balance of the season... Earned his first professional point with an assist for Charlotte vs. Hamilton (11/2)... Netted his first professional goal vs. Texas (1/4)... Had points in three of four AHL games between 4/12 and 4/12 (1g, 2a).

## CAREER

Is in his second professional season... Signed with the Hurricanes as an undrafted free agent on 4/12/14... Completed his collegiate career at Boston College (Hockey East) with 21 goals and 22 assists (43 points) in 120 games... During his time at Boston College, his team totaled 112 victories, one NCAA championship (2012), three Hockey East regular-season titles and two Hockey East tournament championships... Was a member of the Hockey East All-Academic team each of his four seasons... His father, Doug Brown, played 15 seasons in the NHL, capturing the Stanley Cup with the Detroit Red Wings in 1997 and 1998... Patrick's middle name is Wellington, after his grandfather Wellington Mara, former owner of the NFL's New York Giants... **2009-10:** Registered a team-high 48 points (23g, 25a) in 30 games for Bloomfield Hills Cranbrook-Kingswood (MI), serving as co-captain... Helped guide the team to the 2010 Michigan High School Athletic Association Division III State Championship, its second straight state title... Earned Michigan Interscholastic Hockey League co-Most Valuable Player honors, tallying a league-best 20 points in conference contests... Was named to the Michigan High School Hockey Coaches Association (MHSCHA) All-State first-team for the second consecutive season... Also named to the MHSCHA Dream Team... **2010-11:** Completed his freshman season at Boston College, earning his first college point vs. Maine (11/19)... **2011-12:** Netted one goal in 13 games during his second year at Boston College... Scored his first collegiate goal in the Eagles' 5-2 win vs. Michigan State (10/7)... It was also Boston College's first goal of the season...

**2012-13:** Played in all 38 games during his junior season at Boston College, totaling 11 points (5g, 6a) and winning 53% of his faceoffs... Netted the game-winning goal at 16:23 of the third period vs. Massachusetts (11/14)... Found the net in Boston College's 6-3 victory in the Beanpot championship game vs. Northeastern (2/11)... Scored the game winner in the Eagle's Hockey East Quarterfinal victory vs. Vermont (3/16)... **2013-14:** Completed his senior season at Boston College, ranking third among Eagles in goals (15) and fourth in points (30) in 40 games played... Served as the team's captain... Was also third on the team in game-winning goals (4)... Shared the John "Snooks" Kelley Memorial Award as the individual who best typifies Boston College hockey with Bill Arnold... Netted his first career short-handed goal and logged his first career multi-point game with an assist against Wisconsin (10/18)... Scored his first career power play goal for the game-winning tally against Providence (1/10), his 100th-career collegiate game... Netted the game-winning goal and added an insurance tally late to clinch the 62nd annual Beanpot Tournament against Northeastern (2/10)... That game-winning goal was selected as ESPN SportsCenter's No. 1 play on its Top 10 plays list that evening... Scored a pair of goals at Vermont (2/14), including the game-winning tally... Was selected as the Hockey East Player of the Week on 2/17... Scored in Boston College's NCAA Frozen Four semifinal game against Union (4/10), as the Eagles ultimately fell to Union 5-4 to end their season.



# T.J. HENSICK 39



**Right Wing • Shoots Right**  
**5'9" • 170 lbs.**  
**12/10/85 • Howell, MI**

**Acquired: 7/1/15, Signed as a free agent**  
**2014-15 Team: Hamilton (AHL)**  
**Drafted: Colorado 2005 (5-88-3)**

## HIGHLIGHTS

### NHL FIRSTS:

Game: 11/30/07; 3-2 COL L at SJ  
 Point: 12/1/07; 5-2 COL W at LA (goal)  
 Goal: 12/1/07; 5-2 COL W at LA (LaBarbera)

### NHL HIGHS:

Goals: 2-2x (Last: 2/4/08: 4-3 COL OTL vs. PHX)  
 Assists: 2 (12/9/08: 6-1 COL W vs. LA)  
 Points: 2-4x (Last: 1/21/09: 6-5 COL L vs. LA)  
 Penalty Min: 4 (11/26/08: 3-2 COL W vs. STL)

### NHL STREAKS:

Goal Streak: 3 (2/2/08-2/6/08: 5g)  
 Assist Streak: 2-3x (Last: 1/29/09-1/31/09: 2a)  
 Point Streak: 4 (2/2/08-2/9/08: 5g, 1a)

## CAREER STATS

YEAR	TEAM	LEAGUE	REGULAR SEASON					PLAYOFFS				
			GP	G	A	TP	PIM	GP	G	A	TP	PIM
2003-04	U. of Michigan	CCHA	43	12	34	46	38	—	—	—	—	—
2004-05 (a)	U. of Michigan	CCHA	39	23	32	55	24	—	—	—	—	—
2005-06	U. of Michigan	CCHA	41	17	35	52	44	—	—	—	—	—
2006-07	U. of Michigan	CCHA	41	23	46	69	38	—	—	—	—	—
<b>2007-08</b>	<b>Colorado</b>	<b>NHL</b>	<b>31</b>	<b>6</b>	<b>5</b>	<b>11</b>	<b>2</b>	<b>2</b>	<b>0</b>	<b>1</b>	<b>1</b>	<b>0</b>
	Lake Erie	AHL	50	12	33	45	18	—	—	—	—	—
<b>2008-09</b>	<b>Colorado</b>	<b>NHL</b>	<b>61</b>	<b>4</b>	<b>17</b>	<b>21</b>	<b>14</b>	—	—	—	—	—
	Lake Erie	AHL	12	7	9	16	2	—	—	—	—	—
<b>2009-10</b>	<b>Colorado</b>	<b>NHL</b>	<b>7</b>	<b>1</b>	<b>2</b>	<b>3</b>	<b>0</b>	—	—	—	—	—
	Lake Erie	AHL	58	20	50	70	25	—	—	—	—	—
<b>2010-11 (b)</b>	<b>St. Louis</b>	<b>NHL</b>	<b>13</b>	<b>1</b>	<b>2</b>	<b>3</b>	<b>2</b>	—	—	—	—	—
	Peoria	AHL	59	21	48	69	27	4	2	1	3	2
2011-12	Peoria	AHL	66	21	49	70	20	—	—	—	—	—
2012-13	Peoria	AHL	76	19	48	67	50	—	—	—	—	—
2013-14 (c, d)	MODO	Sweden	31	4	11	15	2	—	—	—	—	—
	Hartford	AHL	42	11	23	34	0	—	—	—	—	—
2014-15 (e, f)	Hamilton	AHL	75	19	41	60	10	—	—	—	—	—
<b>NHL Totals 4 seasons)</b>			<b>112</b>	<b>12</b>	<b>26</b>	<b>38</b>	<b>18</b>	<b>2</b>	<b>0</b>	<b>1</b>	<b>1</b>	<b>0</b>

(a) July 31, 2005—Selected by the Colorado Avalanche in the 2005 NHL Entry Draft. Fifth Avalanche pick, 88th overall, third round.

(b) June 17, 2010—Acquired by St. Louis from Colorado for Julian Talbot.

(c) June 13, 2013—Signed as a free agent by MODO (Sweden).

(d) Jan. 11, 2014—Signed as a free agent by Hatford (AHL).

(e) July 3, 2014—Signed as a free agent by Hamilton (AHL).

(f) July 1, 2015—Signed as a free agent by Carolina.

## 2014-15 SEASON


Led Hamilton of the American Hockey League (AHL) in scoring with 19 goals and 41 assists (60 points) in 75 games played... Also led the Bulldogs in assists... Had 12 multi-point efforts for the Bulldogs... Had points in eight of nine games from 11/4-11/28 (3g, 10a), including three multi-assist efforts... Scored two goals, including his

third game winner of the season, at Iowa (1/30)... Had a season-high three assists at Utica (3/1)... Matched his season-high point streak with points in six consecutive games from 3/25-4/7 (2g, 4a).

## CAREER

Had appeared in four NHL seasons entering 2015-16, totaling 12 goals and 26 assists (38 points) in 112 games with Colorado and St. Louis... Had 130 goals and 301 assists (431 points) in 438 career AHL games and appeared in four AHL All-Star Games (2008, 2010, 2011, 2012) entering 2015-16... Is a product of the United States National Team Development Program (USNTDP) and has represented the U.S. in a number of international competitions... Led all American skaters and was tied for sixth among skaters in scoring at the 2003 U-18 World Junior Championship... Also played in the 2002 4 Nations Cup and the 2003 5 Nations Tournament... Tallied two goals and one assist for the U.S. at the 2005 World Junior Championship... **2003-04:** Completed his freshman season at the University of Michigan (CCHA), earning CCHA Rookie of the Year honors after totaling 46 points (12g, 34a) in 43 games... Also named to the CCHA's First All-Star Team and All-Rookie Team... **2004-05:** Posted a collegiate-career high 23 goals and totaled 55 points for Michigan, earning NCAA West First All-American Team honors... Also named to the CCHA's First All-Star Team and a finalist for the Hobey Baker Award... Helped Michigan capture the CCHA championship... **2005-06:** Tallied 52 points (17g, 35a) and was named to the CCHA's Second All-Star Team... **2006-07:** Named a Hobey Baker Finalist after leading the nation in scoring with a career-high 69 points (23g, 46a) in 41 games during his final season at Michigan... Also selected to the NCAA West First All-American Team and CCHA First All-Star Team... **2007-08:** Split his first professional season between Colorado (NHL) and Lake Erie (AHL), totaling 11

points (6g, 5a) in 31 games on the NHL level... Played 50 AHL games, ranking second among Monsters skaters in points (45) and assists (33)... Made his professional debut for Lake Erie vs. Grand Rapids (10/6)... Made his NHL debut at SJ (11/30)... Earned his first NHL point when he beat Jason LaBarbera for his first NHL goal at LA (12/1)... Had his longest career NHL goal streak at three games from 2/2-2/6 (5g) and his longest NHL point streak at four games from 2/2-2/9 (5g, 1a)... **2008-09:** Set career highs in NHL games played (61), assists (17) and points (21)... Was tied for eighth on the Avalanche in scoring... Also recorded 16 points in 12 AHL games with Lake Erie... **2009-10:** Set AHL career highs in assists (50) and points (70)... Ranked eighth in the AHL in assists... Led Lake Erie in assists and points... Appeared in seven NHL games with Colorado, totaling three points (1g, 2a)... **2010-11:** Matched his career high in AHL goals (21)... Ranked 10th in the AHL in points (69) and tied for fifth in assists (48)... Led Peoria in assists and points... Appeared in 13 games on the NHL level for St. Louis, totaling three points (1g, 2a)... **2011-12:** Played 66 games for Peoria (AHL), matching his AHL career highs in goals (21) and points (70)... Was tied for fourth in the AHL in scoring and was fifth in assists... **2012-13:** Ranked tied for fifth in the AHL in points (67) and third in assists (48)... Led the Rivermen in points and assists for the third consecutive season and ranked second in goals (19)... **2013-14:** Split the season between MODO in the Swedish Hockey League (SHL) and Hartford (AHL)... Was tied for third among MODO skaters in assists (11).



# KEEGAN LOWE 45



**Defenseman • Shoots Left**  
**6'2" • 195 lbs.**  
**3/29/93 • Greenwich, CT**

**Acquired: 2011 NHL Entry Draft**  
**2014-15 Teams: Charlotte (AHL), Carolina (NHL)**  
**Drafted: Carolina 2011 (3-73-3)**

## HIGHLIGHTS

### NHL FIRSTS:

**Game:** 4/9/15; 3-1 W at PHI  
**Point:** None  
**Goal:** None

### NHL HIGHS:

**Goals:** None  
**Assists:** None  
**Points:** None  
**Penalty Min:** 10 (4/9/15; 3-1 W at PHI)

### NHL STREAKS:

**Goal Streak:** None  
**Assist Streak:** None  
**Point Streak:** None

## CAREER STATS

YEAR	TEAM	LEAGUE	REGULAR SEASON					PLAYOFFS				
			GP	G	A	TP	PIM	GP	G	A	TP	PIM
2008-09	Shattuck U-16	High-MN	55	7	26	33	77	—	—	—	—	—
2009-10	Edmonton	WHL	69	2	12	14	60	—	—	—	—	—
2010-11 (a)	Edmonton	WHL	71	2	22	24	123	4	1	0	1	4
2011-12	Edmonton	WHL	72	3	20	23	139	20	3	4	7	44
2012-13 (b)	Edmonton	WHL	64	15	16	31	148	22	1	7	8	28
2013-14	Charlotte	AHL	63	2	10	12	86	—	—	—	—	—
2014-15	Charlotte	AHL	58	2	9	11	106	—	—	—	—	—
	Carolina	NHL	2	0	0	0	10	—	—	—	—	—
<b>Hurricanes/NHL Totals (1 Season)</b>			<b>2</b>	<b>0</b>	<b>0</b>	<b>0</b>	<b>10</b>	<b>—</b>	<b>—</b>	<b>—</b>	<b>—</b>	<b>—</b>

(a) June 25, 2011—Selected by the Carolina Hurricanes in the 2011 NHL Entry Draft. Third Hurricanes pick, 73rd overall, third round.

(b) March 14, 2013—Signed by the Carolina Hurricanes to a three-year, entry-level contract.

## 2014-15 SEASON

Appeared in his first NHL season with Carolina, skating in two games on the NHL level... Had 11 points (2g, 9a) and 106 penalty minutes in 58 games on the American Hockey League (AHL) level for Charlotte... Had an AHL-career-high 20 penalty minutes at Oklahoma City (11/21)... Scored a goal, earned an assist and was named second star for Charlotte vs. Texas (1/4)... Named first star vs. Iowa (2/19) after earning a career-

high three points with a goal and two assists in a 4-2 Checkers win... Received first NHL recall from Charlotte (AHL) on 4/8... Made his NHL debut at PHI (4/9), sparring twice with Vincent Lecavalier... Became the first player in franchise history to be assessed two fighting majors in his debut and the first NHL player since Chicago's David Koci on 3/10/07... Reassigned to Charlotte on 4/12.

## CAREER

Is in his third professional season... Had appeared in two games on the NHL level with the Hurricanes prior to 2015-16... Was selected by Carolina in the third round (73rd overall) of the 2011 NHL Draft and signed to a three-year, entry-level contract on 3/14/13... Entered the 2015-16 season with 23 points (4g, 19a) in 121 career American Hockey League (AHL) games with Charlotte... Totaled 92 points (22g, 70a) and 470 penalty minutes in 276 career regular-season games with Edmonton in the Western Hockey League (WHL)... Participated in the 2010 NHL Research, Development and Orientation Camp in Toronto... Represented the United States at the 2010 Ivan Hlinka Memorial Tournament, appearing in five games... His father, Kevin, played 19 NHL seasons as a defenseman with the Edmonton Oilers and New York Rangers, and was a six-time Stanley Cup champion and seven-time NHL All-Star... Kevin currently serves as Vice Chair of the Oilers Entertainment Group... Keegan's mother, Karen Percy, was a two-time bronze-medalist in Alpine skiing for Canada at the 1988 Winter Olympics in Calgary... **2007-09:** Played two seasons of prep hockey at Shattuck-St. Mary's prior to beginning his major junior career with Edmonton (WHL)... **2009-10:** Totaled 14 points (2g, 12a) in 69 games during his rookie season with the Oil Kings... Made his WHL debut vs. Calgary (9/19)... Earned his first WHL point with an assist at Kootenay (9/23)... Netted his first WHL goal at Brandon (12/12)... **2010-11:** Was third among Oil Kings defensemen in scoring with 24 points (2g, 22a) in 71 games during his second WHL season... Led all Oil Kings skaters and was ninth among WHL defensemen in plus/minus (+33), despite registering a (-8) rating in September and October... Was second on the team in penalty minutes (123) and sixth in assists (22)... Netted his first goal of the season and added an assist vs. Regina (1/8)... Had a four-game point streak from 1/8-1/15 (1g, 4a)... Had multi-assist games vs. Prince George (2/8) and vs. Calgary (2/28)... Scored one goal in four playoff games as Edmonton was swept by Red Deer in the first round... **2011-12:** Had 23 points (3g, 20a) and a plus-17 rating in 72 games for Edmonton, helping the Oil Kings win 50 games and capture the regular

season conference title... Led the team in penalty minutes (139)... Played in all 20 of the Oil Kings' 2012 playoff games, totaling seven points (3g, 4a) and 44 penalty minutes... Edmonton finished the regular season on an 11-game winning streak, and carried the streak through its first 14 playoff games, ultimately topping Portland in seven games to win the 2012 WHL championship... Scored the game-winning goal in Game 2 vs. Kootenay (3/25)... Scored one goal in four games during the 2012 Memorial Cup, as Edmonton beat host and eventual champion Shawinigan before dropping three consecutive games... **2012-13:** Set WHL career highs in goals (15), points (31) and penalty minutes (148) in 64 games with the Oil Kings... Was named to the WHL East Second All-Star Team... Led the team and ranked second among WHL defensemen and sixth among WHL skaters in penalty minutes (148)... Was tied for first among Oil Kings skaters and was tied for eighth among WHL blueliners in plus/minus (+38)... Led Edmonton defensemen and was tied for ninth among WHL defensemen in goals (15)... Had a Gordie Howe hat trick (goal, assist, fight) in the season opener vs. Kootenay (9/20)... Earned four multi-assist games... Had his first career multi-goal game with a pair of tallies vs. Brandon (12/31)... Registered a four-game point streak from 1/17-1/22 (0g, 4a)... Totaled one goal and seven assists (8 points) and was plus-10 in 22 playoff games as Edmonton advanced to the WHL Final before falling to Portland in six games... **2013-14:** Completed his first professional season with Charlotte (AHL), ranking fourth on the team with 86 penalty minutes, the highest-ever total for a Checkers rookie... Made his professional debut in Charlotte's first game of the season at Oklahoma City (10/4)... Picked up a game-high nine penalty minutes, including his first professional fight, in his second professional game at Oklahoma City (10/5)... Recorded his first professional point, an assist on Chris Terry's goal, vs. Iowa (10/19)... Notched his first multi-point game with a pair of assists at Rockford (10/31)... Scored his first professional goal vs. Rockford (11/24)... Scored to tie the game with 1:10 remaining in an eventual 3-2 win vs. San Antonio (12/12).



# DREW MacINTYRE 35



**Goaltender • Catches Left**

**6'1" • 190 lbs.**

**6/24/83 • Charlottetown, PEI**

**Acquired: 7/1/14, Signed as a free agent**

**2014-15 Team: Charlotte (AHL)**

**Drafted: Detroit 2001 (2-121-4)**

## HIGHLIGHTS

### NHL FIRSTS:

**Game:** 12/13/07; 5-2 VAN L at SJ

**Win:** None

**Shutout:** None

### NHL HIGHS:

**Saves:** 33 (4/10/14; 4-2 TOR L at FLA)

**Shots Faced:** 37 (4/10/14; 4-2 TOR L at FLA)

**Win Streak:** None

### NHL SHOOTOUTS AND PENALTY SHOTS:

**Shootout Stats:** None

**Career Penalty Shots:** None

## CAREER STATS

REGULAR SEASON									PLAYOFFS					
YEAR	TEAM	LEAGUE	GP	MIN	GA	SO	GAA	W-L-OT	GP	MIN	GA	SO	GAA	W-L
1999-00	Sherbrooke	QMJHL	24	1,253	67	0	3.21	10-7-2	—	—	—	—	—	—
2000-01 (a)	Sherbrooke	QMJHL	48	2,552	139	4	3.27	17-22-3	4	238	19	0	4.78	0-4
2001-02	Sherbrooke	QMJHL	55	3,028	201	1	3.98	15-34-3	—	—	—	—	—	—
2002-03	Sherbrooke	QMJHL	61	3,515	161	2	2.75	31-24-5	12	767	52	0	4.07	5-7
2003-04	Toledo	ECHL	11	574	25	0	2.61	6-4-0	—	—	—	—	—	—
2004-05	Grand Rapids	AHL	24	1,049	47	1	2.69	7-8-0	—	—	—	—	—	—
	Toledo	ECHL	2	87	6	0	4.12	0-1-0	—	—	—	—	—	—
2005-06	Grand Rapids	AHL	13	681	33	0	2.91	8-4-0	5	260	7	0	1.62	3-1
	Toledo	ECHL	33	1,981	68	2	2.06	24-7-2	6	360	12	0	2.00	5-1
2006-07 (b)	Manitoba	AHL	41	2,290	83	3	2.17	24-12-2	11	633	21	1	1.99	4-6
<b>2007-08</b>	<b>Vancouver</b>	<b>NHL</b>	<b>2</b>	<b>61</b>	<b>3</b>	<b>0</b>	<b>2.95</b>	<b>0-1-0</b>	—	—	—	—	—	—
	Manitoba	AHL	46	2,736	106	2	2.32	25-18-2	1	31	2	0	3.93	1-0
2008-09 (c)	Milwaukee	AHL	55	3,180	122	4	2.30	34-15-4	11	655	18	1	1.65	7-4
2009-10 (d, e)	Chicago	AHL	41	2,246	95	3	2.54	20-17-2	5	228	11	1	2.90	1-2
2010-11	Chicago	AHL	20	1,134	55	0	2.91	12-5-1	—	—	—	—	—	—
	Hamilton	AHL	21	1,241	39	1	1.89	12-6-2	20	1,289	42	1	1.95	11-9
<b>2011-12 (f)</b>	<b>Buffalo</b>	<b>NHL</b>	<b>2</b>	<b>43</b>	<b>1</b>	<b>0</b>	<b>1.40</b>	<b>0-0-0</b>	—	—	—	—	—	—
	Rochester	AHL	23	1,375	73	1	3.19	8-12-2	—	—	—	—	—	—
2012-13 (g, h, i, j)	HV Lev Praha	KHL	2	123	0	6	2.92	0-1-0	—	—	—	—	—	—
	Toronto	AHL	21	1,243	38	0	1.83	13-5-3	9	527	25	1	2.85	5-4
	Reading	ECHL	10	589	19	0	1.93	6-3-1	—	—	—	—	—	—
<b>2013-14 (k)</b>	<b>Toronto</b>	<b>NHL</b>	<b>2</b>	<b>95</b>	<b>4</b>	<b>0</b>	<b>2.53</b>	<b>0-1-0</b>	—	—	—	—	—	—
	Toronto	AHL	48	2,866	121	1	2.53	29-15-3	14	837	29	2	2.08	10-4
2014-15	Charlotte	AHL	51	2,935	139	0	2.84	20-26-5	—	—	—	—	—	—
<b>NHL Totals (3 seasons)</b>			<b>6</b>	<b>199</b>	<b>8</b>	<b>0</b>	<b>2.41</b>	<b>0-2-0</b>	—	—	—	—	—	—

(a) June 24, 2001—Selected by Detroit in the 2001 NHL Entry Draft. Second Red Wings pick, 121st overall, fourth round.

(b) Sept. 12, 2006—Acquired by Vancouver from Detroit for future considerations.

(c) July 1, 2008—Signed by Nashville as a free agent.

(d) July 6, 2009—Signed by Atlanta as a free agent.

(e) Feb. 28, 2010—Acquired by Montreal from Atlanta in exchange for Brad Festerling.

(f) July 7, 2011—Signed by Buffalo as a free agent.

(g) June 3, 2012—Signed by Lev Praha (KHL) as a free agent.

(h) Jan. 3, 2013—Signed by Reading (ECHL) as a free agent.

(i) Feb. 13, 2013—Signed by Toronto (AHL) to a professional tryout contract.

(j) April 2, 2013—Signed by Toronto as a free agent.

(k) July 1, 2014—Signed by Carolina as a free agent.

## 2014-15 SEASON

Completed his 12th professional season and first with the Checkers... Played 51 games, marking a Charlotte franchise record, the second-highest total of his career and the fifth-highest total among AHL goaltenders in 2014-15... His 1,474 saves marked a franchise record, a new career high and ranked second among AHL goaltenders... Led the league in shootout saves by stopping 21 of 23 in five games and was tied for second in the league

in shootout wins (four)... Became the 12th goalie in history to reach 200 AHL victories on 12/13 and finished the season ranked ninth with 212... Made 40 or more saves eight times... Missed three games (12/27-12/31) while representing Canada at the Spengler Cup in Switzerland... Made an AHL career-high 49 saves on 52 shots faced in the season finale at Grand Rapids (4/18).

## CAREER

Is in his 13th professional season... **1999-2003:** Played 188 career games for Sherbrooke (QMJHL) compiling a record of 73-87 with a 3.29 goals against average and seven shutouts. Played 16 career playoff games for Sherbrooke, going 5-11 with a 4.24 goals-against average... **2003-04:** Played 11 games for Toledo (ECHL), going 6-4-0 with a 2.61 goals-against average and a .919 save percentage... Missed majority of season due to thigh injury sustained in practice (12/27)... **2004-05:** Went 7-8-0 with a 2.69 goals-against average in 24 games for Grand Rapids (AHL)... Also played two games for Toledo... **2005-06:** Was 8-4-0 with a 2.91 goals-against average in 13 games for Grand Rapids... Also played 33 games for Toledo, going 24-7-2 with a 2.06 goals-against average, a .926 save percentage and two shutouts... **2006-07:** Played 41 games for Manitoba, going 24-12-2 with a 2.17 goals-against average, .922 save percentage and three shutouts... **2007-08:** Made his NHL debut stopping 9 of 11 shots in relief of Curtis Sanford at SJ (12/13)... Played 46 games for Manitoba (AHL), going 25-18-2 with a 2.32 goals-against average... Became ninth goaltender in AHL history to be credited with a goal, which was an overtime winner at Chicago (2/20)... Named to AHL Second All-Star Team and selected to play for Team Canada at AHL All-Star Classic... **2008-09:** Played for Milwaukee (AHL) and established

personal AHL career highs in a season for games played (55), wins (34) and shutouts (four)... Ranked first in AHL wins... Named to AHL Second All-Star Team... **2009-10:** Was 20-17-2 with a 2.54 goals-against average in 41 games for Chicago (AHL)... **2010-11:** Split the season between Chicago and Hamilton in the AHL, going 24-11-3 in 41 games... Was 11-9 with a 1.95 goals-against average in 20 playoff games for Hamilton... **2011-12:** Played two NHL games for Buffalo compiling a 1.38 goals-against average and a .944 save percentage... Was 8-12-2 in 23 AHL games for Rochester... **2012-13:** Began season with Prague (KHL) before returning to North America with Reading (ECHL)... Signed a PTO contract with Toronto (AHL) on 2/13 and was 13-5-3 with a 1.83 goals-against average in 21 games to earn a contract with Toronto (NHL)... **2013-14:** Ranked second in the AHL with 29 wins and tied for fourth with 48 games played... Made his Maple Leafs debut, his first NHL game since 11/25/11, and stopped all 14 shots he faced in relief at NJ (3/23)... Made his first career NHL start at FLA (4/10), stopping 33 shots... Ranked second among AHL goalies with a .941 save percentage and fourth with a 2.08 goals-against average in 14 Calder Cup Playoff games as the Marlies advanced to the Conference Final before falling to Texas in seven games.





# RASMUS RISSANEN 62



**Defenseman • Shoots Left**  
**6'3" • 217 lbs.**  
**7/13/91 • Kuopio, Finland**

**Acquired: 2009 NHL Entry Draft**  
**2014-15 Teams: Charlotte (AHL), Carolina (NHL)**  
**Drafted: Carolina 2009 (5-178-6)**

## HIGHLIGHTS

### NHL FIRSTS:

**Game:** 3/6/15; 3-1 L vs. MIN  
**Point:** None  
**Goal:** None

### NHL HIGHS:

**Goals:** None  
**Assists:** None  
**Points:** None  
**Penalty Min:** 2-2x (Last: 3/12/15; 5-3 L vs. DAL)

### NHL STREAKS:

**Goal Streak:** None  
**Assist Streak:** None  
**Point Streak:** None

## CAREER STATS

YEAR	TEAM	LEAGUE	REGULAR SEASON					PLAYOFFS				
			GP	G	A	TP	PIM	GP	G	A	TP	PIM
2007-08	KalPa U18	Fin-U18	29	7	9	16	99	2	0	0	0	8
	KalPa Jr.	Fin-Jr.	5	0	0	0	10	—	—	—	—	—
2008-09 (a)	KalPa Jr.	Fin-Jr.	29	1	8	9	56	4	0	1	1	6
2009-10	Everett	WHL	71	4	11	15	103	7	0	1	1	8
2010-11	Everett	WHL	68	1	11	12	89	4	2	0	2	8
	Charlotte	AHL	1	0	0	0	0	—	—	—	—	—
2011-12	Charlotte	AHL	64	3	3	6	57	—	—	—	—	—
2012-13	Charlotte	AHL	61	0	9	9	84	5	0	0	0	10
2013-14	Charlotte	AHL	62	3	7	10	91	—	—	—	—	—
2014-15	Charlotte	AHL	52	1	10	11	62	—	—	—	—	—
	Carolina	NHL	6	0	0	0	4	—	—	—	—	—
<b>Hurricanes/NHL Totals (1 Season)</b>			<b>6</b>	<b>0</b>	<b>0</b>	<b>0</b>	<b>4</b>	<b>—</b>	<b>—</b>	<b>—</b>	<b>—</b>	<b>—</b>

(a) June 27, 2009—Selected by the Carolina Hurricanes in the 2009 NHL Entry Draft. Fifth Hurricanes pick, 178th overall, sixth round.

## 2014-15 SEASON

Appeared in his first NHL season with Carolina, skating in six games on the NHL level... On the American Hockey League (AHL) level, had a career-high 11 points (1g, 10a) in 52 games for Charlotte... Earned points in consecutive games for the Checkers vs. Norfolk (11/18) and at Oklahoma (11/21)... Credited with a pair of assists at Texas (12/13)... Received his first


NHL recall from Charlotte (AHL) on 3/2... Was (-2) and led the team with eight hits in his first NHL/Hurricanes game vs. MIN (3/6)... Exited the game at CBJ (3/15) with a lower-body injury and did not return... Missed the remainder of the season with a lower-body injury... NHL games missed due to injury: 14 (MCL: 3/17-4/11)... Was a healthy extra for: 1 game.

## CAREER

Had appeared in one NHL season with Carolina entering 2015-16... Selected by the Hurricanes in the sixth round of the 2009 NHL Entry Draft... Signed a three-year, entry-level contract on 4/4/11... Had 36 points (7g, 29a) in 240 career American Hockey League (AHL) games with Charlotte at the end of the 2014-15 season... Ranks second in career games played by a Checkers defenseman... Totaled 27 points (5g, 22a) and 192 penalty minutes in 139 career regular-season games with Everett of the Western Hockey League (WHL) prior to turning professional... Ranked 52nd on NHL Central Scouting's midterm list of international skaters for the 2009 NHL Entry Draft, but rose to 37th in the organization's final rankings... Represented Finland at the 2008 U-18 World Junior Championships, helping the Finns upset Canada to earn a bronze medal... Appeared in six games for Finland at the 2011 World Junior Championship in Buffalo, and was (+1)... **2007-09:** Prior to beginning his North American career, had one goal, eight assists (9 points) and 66 penalty minutes in 34 career games for KalPa Jr. in the Finnish Junior League... Also played 38 games for KalPa's U18 squad, earning eight goals and 10 assists (18 points) and totaling 127 penalty minutes... **2009-10:** Played his first season of hockey in North America, totaling 15 points (4g, 11a) in 71 games with the Everett Silvertips (WHL)... Was plus-18 on the season... Made his WHL debut at Seattle (9/18)... Netted a pair of goals vs. Portland (10/11)... Had an assist and was (+2) vs. Spokane (11/25)... Assisted on a goal and was (+3) at Kelowna (1/6)... Had an assist and was (+3) vs. Portland (2/17)... Made his WHL playoff debut in Game 1 vs. Kelowna (3/19)... Scored his first WHL playoff point with an assist in Game 5 vs. Kelowna (3/26)... **2010-11:** Completed his second season with Portland (WHL), totaling 12 points (1g, 11a) in 68 regular-season games... Led the Silvertips in penalty minutes (89)... Had two-assist games vs. Vancouver (9/25) and at Swift Current (12/3) and a three-assist game at Tri-City (1/22)... Skated in all four of Everett's WHL playoff games, as the Silvertips were swept in the first round by Portland... Netted a pair of goals in Everett's 5-4 Game 3 loss

vs. Portland (3/30)... Joined Charlotte of the American Hockey League (AHL) after signing an entry-level deal with the Hurricanes, and made his professional debut vs. Worcester (4/9)... **2011-12:** Completed his first full professional season with Charlotte (AHL), totaling six points (3g, 3a) in 64 games... Recorded his first professional point, an assist on Drayson Bowman's goal at San Antonio (10/29)... Picked up the first fighting major of his career when he dropped the gloves with Mike Angelidis at Norfolk (11/23)... Assisted on Zach Boychuk's game-tying goal and was plus-2 vs. Hershey (1/11)... Scored his first professional goal, an unassisted tally with 6:34 remaining in the third period that held up as the game-winner, vs. Grand Rapids (1/15)... Missed six games due to injury (upper body: 2/25-3/11; lower body: 4/5)... **2012-13:** Earned nine points (0g, 9a) in 61 games for Charlotte... Ranked third among Checkers with a career-high 84 penalty minutes... Had his first AHL multi-point game with a pair of assists at Peoria (10/28)... Recorded his second multi-assist and multi-point game with two helpers vs. Houston... Assisted on Zach Boychuk's eventual game-winning goal at TEX (3/23)... Missed 14 games due to injury... Played in all five of the Checkers' Calder Cup Playoff games, his first playoff games at the professional level... Led the team with 10 penalty minutes in the playoffs... **2013-14:** Established AHL career high in penalty minutes (91) and matched his career high in goals (3)... Ranked third on the team with 91 penalty minutes... Finished the season ranked third among AHL defensemen with 38 minor penalties... Opened the scoring at Toronto (11/19) with his first goal since 4/10/12 (77 games)... Racked up a career-high 17 penalty minutes vs. Rockford (12/7)... Missed 11 games due to injury from 12/10-1/3... Earned an assist and was a career-best (+4) vs. Texas (1/18)... Assisted on Greg Nemisz' game-tying goal with 5:13 remaining in regulation of an eventual shootout win vs. NOR (1/19), giving him points in consecutive games (2a) for the first time in his career... Scored his first career power-play goal and was (+3) vs. Oklahoma City (1/24)... Was (+7) in eight January games.





# JUSTIN SHUGG 52



**Right Wing • Shoots Right**

**5'11" • 185 lbs.**

**12/24/91 • Niagara Falls, Ont.**

**Acquired: 2010 NHL Draft**

**2014-15 Teams: Charlotte (AHL), Carolina (NHL)**

**Drafted: Carolina 2010 (6-105-4)**

## HIGHLIGHTS

### NHL FIRSTS:

**Game:** 12/16/14; 4-1 L at MTL

**Point:** None

**Goal:** None

### NHL HIGHS:

**Goals:** None

**Assists:** None

**Points:** None

**Penalty Min:** 2 (12/16/14; 4-1 L at MTL)

### NHL STREAKS:

**Goal Streak:** None

**Assist Streak:** None

**Point Streak:** None

## CAREER STATS

YEAR	TEAM	LEAGUE	REGULAR SEASON					PLAYOFFS				
			GP	G	A	TP	PIM	GP	G	A	TP	PIM
2006-07	Niagara Falls	Minor-ON	70	65	46	111	42	—	—	—	—	—
2007-08	Oshawa	OHL	38	4	10	14	10	—	—	—	—	—
	Windsor	OHL	23	0	3	3	2	3	0	0	0	0
2008-09	Windsor	OHL	68	17	16	33	48	20	5	4	9	16
2009-10 (a)	Windsor	OHL	67	39	40	79	43	18	5	10	15	10
2010-11	St. Michael's	OHL	66	41	45	86	43	20	10	9	19	14
2011-12	Charlotte	AHL	33	5	8	13	12	—	—	—	—	—
	Florida	ECHL	11	4	8	12	8	11	7	5	12	8
2012-13	Charlotte	AHL	39	7	14	21	10	4	2	0	2	0
	Florida	ECHL	19	11	11	22	20	—	—	—	—	—
2013-14	Charlotte	AHL	75	16	22	38	26	—	—	—	—	—
2014-15	Charlotte	AHL	65	21	22	43	28	—	—	—	—	—
	Carolina	NHL	3	0	0	0	2	—	—	—	—	—
<b>Hurricanes/NHL Totals (1 Season)</b>			<b>3</b>	<b>0</b>	<b>0</b>	<b>0</b>	<b>2</b>	—	—	—	—	—

(a) June 26, 2010—Selected by the Carolina Hurricanes in the 2010 NHL Entry Draft. Sixth Hurricanes pick, 105th overall, fourth round.

## 2014-15 SEASON

Appeared in his first NHL season with the Hurricanes, skating in three games... Spent the majority of the season with Charlotte in the American Hockey League (AHL)... Led the Checkers in goals (21) and points (43), playing 65 AHL games... Was tied for the team lead in power-play goals... Found the net in four consecutive games for the Checkers from 11/14-11/21... Recalled from Charlotte on Dec. 15... Made his NHL/Hurricanes debut and

was (even) at MTL (12/16)... Reassigned to Charlotte (AHL) on Dec. 20 after playing three games with the Hurricanes without registering a point... Scored a goal and added a pair of assists for Charlotte vs. Texas (1/4)... Scored two goals, including the game winner, and added an assist at Hamilton (2/28)... Netted the game-winning goal and had an assist at Iowa (3/21)... Registered five points (2g, 3a) in the season's final four games (4/12-4/18).

## CAREER

Had appeared in one NHL season with the Hurricanes, playing in three games, prior to the start of the 2015-16 season... Selected by the Hurricanes in the fourth round of the 2010 NHL Entry Draft... Signed a three-year, entry-level contract with the Hurricanes on 6/17/11... Had 115 points (49g, 66a) in 212 career AHL games at the end of the 2014-15 season... Won a Kelly Cup championship on the ECHL level for Florida in 2012... Totaled 215 points (101g, 114a) in 262 career Ontario Hockey League (OHL) games over four seasons before turning professional... Came within one game of capturing three consecutive Memorial Cup championships, helping Windsor win the Memorial Cup in back-to-back seasons in 2009 and 2010 and reaching the final game with Mississauga St. Michael's in 2011... **2006-07:** Notched 111 points (65g, 46a) in 70 games for Niagara Falls in his final season before beginning his major junior career... **2007-08:** Split his rookie OHL season between Oshawa and Windsor, totaling 17 points (4g, 13a) in 61 games... **2008-09:** Scored 17 goals and was plus-21 in 68 regular-season games for Windsor... Had nine points (5g, 4a) in Windsor's 20-game playoff run to the 2009 OHL title, and skated in two games at the 2009 Memorial Cup before being sidelined with a broken collarbone... **2009-10:** Totaled 79 points (39g, 40a) to rank second among Windsor skaters in regular-season scoring, behind only Taylor Hall... Ranked 10th in the OHL in goals (39) and third in game-winning goals (10)... Totaled 15 points (5g, 10a) in the 2010 OHL playoffs to help the Spitfires capture their second consecutive OHL Championship, and had seven points (2g, 5a) in four games at the Memorial Cup, as Windsor won the tournament for the second consecutive year... **2010-11:** Led St. Michael's in goals (41), assists (45) and points (86), skating in 66 of the team's 68 regular-season games during his final season of junior hockey... Ranked second in the OHL in game-winning goals (10), fourth in plus/minus (+48), tied for fifth in shorthanded goals (4) and tied for 15th in points... Played for Team OHL at the 2010 Subway Super Series against Russia... Led St. Michael's in plus/minus (+15) and ranked tied for second on the team in goals (10) and points (19) during the 2011 OHL playoffs, as the Majors won the Eastern Conference title before falling to Owen Sound in Game 7 of the OHL Championship series... Totaled three points (2g, 1a) in

five games for host Mississauga at the 2011 Memorial Cup, as St. Michael's advanced to the final game before falling to Saint John... **2011-12:** Completed his first professional season, splitting the year between Charlotte (AHL) and Florida (ECHL)... Tied for the Checkers' rookie scoring lead with 13 points (5g, 8a) in 33 games and ranked second on the team with a plus-5 rating... Tallied 12 points (4g, 8a) in 11 regular-season games for Florida... Picked up his first professional point in his pro debut for Florida (ECHL) vs. Gwinnett (10/14)... Scored his first two pro goals vs. Trenton (10/22), and earned ECHL Player of the Week honors after posting six points (3g, 3a) in three games from 10/17-10/23... Recalled to Charlotte for the first time on 10/27 and made his AHL debut at Oklahoma City (10/28)... Recorded his first AHL point, an assist, vs. Milwaukee (11/26)... Scored his first AHL goal, the game-winner, and added an assist for his first multi-point game vs. Milwaukee (11/27)... Returned to Florida on 4/17 for the ECHL playoffs... Totaled 12 points (7g, 5a) in 11 playoff games, helping the Everblades capture their first Kelly Cup as ECHL champions... Scored his first two pro playoff goals in Game 3 vs. Kalamazoo (5/2)... Netted the series-clinching goal in Game 5 vs. Kalamazoo (5/5)... Opened the scoring in Florida's Game 5, championship-winning victory vs. Las Vegas (5/23)... **2012-13:** Began the season with Florida (ECHL), totaling 22 points (11g, 11a) in 19 games... Had 21 points (7g, 14a) on the AHL level with Charlotte... Notched his first professional hat trick with Florida at Wheeling (12/8)... Scored two goals in four Calder Cup Playoff games for Charlotte, including a power-play goal in his AHL playoff debut in Game 1 at Oklahoma City (4/26)... **2013-14:** Spent all of his third professional season with Charlotte (AHL), establishing AHL career highs in games played (75) and assists (22)... Ranked second on the team in games played (75), sixth in points (38), tied for fourth in goals (16) and sixth in assists (22)... Was tied for fourth on the team with five power-play goals... Recorded his first career multi-goal game, including the game winner, vs. Rockford (11/23)... Had a four-game assist streak from 1/2-1/11, marking the longest assist streak of his career... Registered his seventh multi-point game of the season with his 16th goal of the season and an assist at Oklahoma City (4/6).



# BRODY SUTTER 48



**Center • Shoots Right**  
**6'5" • 203 lbs.**  
**9/26/91 • Viking, Alb.**

**Acquired: 2011 NHL Entry Draft**  
**2014-15 Teams: Charlotte (AHL), Carolina (NHL)**  
**Drafted: Carolina 2011 (6-193-7)**

## HIGHLIGHTS

### NHL FIRSTS:

**Game:** 10/16/14; 2-1 SO L at NYR  
**Point:** None  
**Goal:** None

### NHL HIGHS:

**Goals:** None  
**Assists:** None  
**Points:** None  
**Penalty Min:** None

### NHL STREAKS:

**Goal Streak:** None  
**Assist Streak:** None  
**Point Streak:** None

## CAREER STATS

YEAR	TEAM	LEAGUE	REGULAR SEASON					PLAYOFFS				
			GP	G	A	TP	PIM	GP	G	A	TP	PIM
2008-09	Saskatoon	WHL	18	0	2	2	4	—	—	—	—	—
	Lethbridge	WHL	30	4	3	7	7	10	0	0	0	2
2009-10	Lethbridge	WHL	72	5	9	14	42	—	—	—	—	—
2010-11 (a)	Lethbridge	WHL	46	18	24	42	35	—	—	—	—	—
2011-12	Lethbridge	WHL	65	30	30	60	49	—	—	—	—	—
	Charlotte	AHL	4	1	0	1	0	—	—	—	—	—
2012-13	Florida	ECHL	37	8	8	16	13	—	—	—	—	—
	Charlotte	AHL	23	3	2	5	13	5	2	3	5	2
2013-14	Charlotte	AHL	69	8	20	28	29	—	—	—	—	—
2014-15	Charlotte	AHL	45	12	13	25	17	—	—	—	—	—
	Carolina	NHL	4	0	0	0	0	—	—	—	—	—
<b>Hurricanes/NHL Totals (1 Season)</b>			<b>4</b>	<b>0</b>	<b>0</b>	<b>0</b>	<b>0</b>	<b>—</b>	<b>—</b>	<b>—</b>	<b>—</b>	<b>—</b>

(a) June 25, 2011—Selected by the Carolina Hurricanes in the 2011 NHL Entry Draft. Sixth Hurricanes pick, 193rd overall, seventh round.

## 2014-15 SEASON

Appeared in his first NHL season with Carolina, skating in four games on the NHL level... Spent the majority of the season with the Charlotte Checkers (AHL), establishing a new career high with 12 goals... Ranked seventh among Charlotte skaters with 25 points (12g, 13a) in 45 games... Played in Charlotte's first three games before being recalled by the Hurricanes on Oct. 15... Made his NHL/Hurricanes debut at NYR (10/16)... Assigned to Charlotte (10/17)... Recalled from Charlotte for the second time on Oct. 22... Played three games for the Hurricanes during their Western Canada road swing before being reassigned

to Charlotte (AHL) on Oct. 28... Spent the balance of the season in the AHL... Missed 26 consecutive games from 11/6-1/3 with a lower-body injury... Netted a power-play goal and earned an assist vs. Oklahoma City (1/23)... Registered multi-assist games vs. Norfolk (3/8) and at Oklahoma City (3/14)... Scored two goals and earned an assist at Iowa (3/21)... Netted a pair of goals including the game winner at Norfolk (3/25)... Had a three-game goal streak from 3/21-3/25 (5g) and a four-game point streak from 3/21-3/27 (5g, 2a)... Earned points in seven of the last nine games of the season (3/21-4/12: 7g, 3a).

## CAREER

Had appeared in four career NHL games prior to the start of the 2015-16 season... Selected by the Hurricanes in the seventh round of the 2011 NHL Entry Draft... Had 59 points (24g, 35a) in 141 career regular-season AHL games at the end of the 2014-15 season... Completed his junior career with 125 points (57g, 68a) and 137 penalty minutes in 231 career Western Hockey League (WHL) games with Saskatoon and Lethbridge... Is the son of former NHL player, coach and general manager and current Edmonton Oilers scout Duane Sutter... **2008-09:** Began his WHL career with Saskatoon in 2008, before being traded to Lethbridge... Totaled nine points (4g, 5a) in 48 total games during his rookie campaign... Made his WHL debut for Saskatoon vs. Portland (10/22)... Earned his first WHL point with an assist vs. Swift Current (11/6)... Made his debut for Lethbridge vs. Prince Albert (1/9)... Netted his first WHL goal vs. Vancouver (1/10)... Appeared in 10 of Lethbridge's playoff games as the Hurricanes fell to Calgary in the second round... **2009-10:** Skated in a career-high 72 games and earned 14 points (5g, 9a) with Lethbridge during his second WHL season... Registered his first multi-point game with a goal and an assist vs. Swift Current (11/7)... **2010-11:** Ranked fourth among Lethbridge skaters in assists (24) and points (42) and tied for fourth in goals (18) despite being limited to 46 games due to injuries... Attended the Florida Panthers' training camp as a free agent... Earned three assists vs. Moose Jaw (12/7), the start of a four-game assist streak (12/7-12/15: 1g, 6a)... Had his second three-point game of the season with a goal and two assists vs. Swift Current (1/1)... Earned his second three-assist game of the season at Medicine Hat (1/18)... Netted two goals and added an assist at Brandon (1/21)... Scored a pair of goals vs. Kamloops (2/23), part of a three-game goal streak from 2/21-2/25 (4g, 1a)... Found the net in each of Lethbridge's final three games of the season (3/15-3/19: 3g, 1a)... **2011-12:** Served as team captain for Lethbridge during his final junior season... Led the team in goals (30) and points (60), both of which were career

highs... Was named the team's most sportsmanlike player, won the Hurricanes' community relations award and was voted "fan favorite" in an online poll... Had 16 multi-point efforts for Lethbridge, including five multi-goal games... Scored the game-winning goal and had an assist vs. Edmonton (11/19)... Netted a pair of goals, including the game-winner, and had an assist vs. Red Deer (11/29)... Had a five-game point streak from 1/2-1/13 (2g, 4a)... Notched a four-point game with two goals and two assists at Kelowna (1/20)... Joined Charlotte (AHL) on an amateur tryout after his junior season, scoring one goal in four games... Made his professional debut vs. Milwaukee (4/3)... Scored his first professional goal, the game-winner, at Rockford (4/10)... **2012-13:** Split his first full professional season between Florida (ECHL) and Charlotte (AHL), earning five points (3g, 2a) in 23 AHL games... Had 16 points (8g, 8a) in 37 ECHL games... Picked up his first pro assist for Florida (ECHL) vs. Elmira (11/7)... Dropped the gloves for his first professional fight at Colorado (11/24)... Recorded his first career AHL assist vs. Oklahoma City (3/4)... Ranked second among Checkers in 2013 playoff scoring with five points (2g, 3a) in five games... Scored two goals, including the OT winner, in his first AHL playoff game at Oklahoma City (4/26)... **2013-14:** Played a career-high 69 AHL games with Charlotte, setting career bests in assists (20) and points (28)... Was tied for fourth among Checkers with three game-winning goals... Scored on two of the first four shootout attempts of his career, including one game winner... Opened the season by scoring the game-winning goal with 5:16 remaining in regulation at Oklahoma City (10/4)... Had his first career regular-season, multi-point game (1g, 1a) at Chicago (10/27)... Scored the game-winning goal in overtime vs. Rockford (12/5)... Picked up two assists vs. Norfolk (12/19)... Scored his sixth goal of the season and third game winner at Hershey (3/1).



# BRENDAN WOODS 56



**Left Wing/Center • Shoots Left**

**6'4" • 210 lbs.**

**6/11/92 • Humboldt, Sask.**

**Acquired: 2012 NHL Draft**

**2014-15 Teams: Charlotte (AHL), Carolina (NHL)**

**Drafted: Carolina 2012 (7-129-5)**

## HIGHLIGHTS

### NHL FIRSTS:

**Game:** 12/23/14; 2-1 SO W at NJ

**Point:** None

**Goal:** None

### NHL HIGHS:

**Goals:** None

**Assists:** None

**Points:** None

**Penalty Min:** None

### NHL STREAKS:

**Goal Streak:** None

**Assist Streak:** None

**Point Streak:** None

## CAREER STATS

YEAR	TEAM	LEAGUE	REGULAR SEASON					PLAYOFFS				
			GP	G	A	TP	PIM	GP	G	A	TP	PIM
2008-09	Williston North	High-MA	29	8	11	19	28	—	—	—	—	—
2009-10	Chicago	USHL	34	6	4	10	32	—	—	—	—	—
2010-11	Muskegon	USHL	57	14	12	26	86	6	1	1	2	14
2011-12 (a)	Wisconsin	WCHA	34	5	5	10	67	—	—	—	—	—
2012-13	Wisconsin	WCHA	41	5	7	12	47	—	—	—	—	—
	Charlotte	AHL	2	0	0	0	2	—	—	—	—	—
2013-14	Charlotte	AHL	42	5	3	8	40	—	—	—	—	—
2014-15	Charlotte	AHL	68	13	17	30	101	—	—	—	—	—
	Carolina	NHL	2	0	0	0	0	—	—	—	—	—
<b>Hurricanes/NHL Totals (1 Season)</b>			<b>2</b>	<b>0</b>	<b>0</b>	<b>0</b>	<b>0</b>	<b>—</b>	<b>—</b>	<b>—</b>	<b>—</b>	<b>—</b>

(a) June 23, 2012—Selected by the Carolina Hurricanes in the 2012 NHL Draft. Seventh Hurricanes pick, 129th overall, fifth round.

## 2014-15 SEASON


Appeared in his first NHL season with Carolina, skating in two games on the NHL level... Spent the majority of the season in the AHL with Charlotte, ranking fourth among Checkers skaters with a career-high 30 points (13g, 17a) in a career-high 68 games played... Was second among Checkers players with a career-high 101 penalty minutes... Also established an AHL career best in assists (17)... Had assists in four of five games from 10/11-10/24 (4a)... Netted his first goal of the season—a shorthanded tally—vs. Texas (11/10)... Netted a pair of goals, including the game winner, vs. Iowa (12/6)... Received his first NHL recall

from Charlotte on Dec. 22... Made his NHL/Hurricanes debut at NJ (12/23)... Also played for the Hurricanes at TB (12/27) before being reassigned to Charlotte for the balance of the season on Dec. 28... Scored a goal and added an assist at Rockford (1/13)... Netted two goals and fired a season-high eight shots on net at San Antonio (3/17)... Registered his second multi-assist game and fifth multi-point game in the season finale at Grand Rapids (4/18).

## CAREER

Has skated in two games on the NHL level for the Hurricanes prior to the start of the 2015-16 season... Selected by Carolina in the fifth round of the 2012 NHL Draft... Signed a three-year, entry-level contract with the Hurricanes on 4/10/13... Had 38 points (18g, 20a) and 143 penalty minutes in 112 career American Hockey League (AHL) games with Charlotte at the end of the 2014-15 season... Totaled 22 points (10g, 12a) in 75 career collegiate games with the University of Wisconsin (WCHA) before turning professional... Appeared in 91 career United States Hockey League (USHL) games prior to his college career, totaling 36 points (20g, 16a)... His father, Bob Woods, played professionally in the AHL, IHL and ECHL, and currently serves as head coach and general manager of the Western Hockey League's Saskatoon Blades... **2008-09:** Skated for Williston Prep (MA), earning 19 points (8g, 11a) in 29 games... **2009-10:** Played his first USHL season for Chicago, totaling six goals and four assists (10 points) in 34 games... **2010-11:** Earned 26 points (14g, 12a) in 57 games with Muskegon (USHL)... **2011-12:** Completed his freshman season at the University of Wisconsin (WCHA), totaling five goals and five assists (10 points)... Led the Badgers in penalties taken (21) and penalty minutes (67)... Ranked tied for first among Wisconsin freshmen with five goals... Made his NCAA debut vs. Northern Michigan (10/7)... Netted his first career college goal in a 5-3 win vs. No. 5 North Dakota (10/21)... Earned his first

college assist in a 5-4 win vs. No. 5 North Dakota (10/22)... **2012-13:** Established collegiate career highs in assists (7) and points (12) and matched his career high in goals (5) during his sophomore season at Wisconsin... Led the team in faceoff winning percentage (61.6)... Ranked fourth among Badgers in penalty minutes (47)... Earned three assists in four games to help Wisconsin capture the WCHA tournament championship... The Badgers were eliminated by UMass-Lowell in the regional semifinal of the NCAA tournament... Signed a three-year, entry-level contract with the Hurricanes on 4/10 after the conclusion of his college season... Joined Charlotte (AHL) on an amateur tryout contract and made his professional debut at Peoria (4/16)... Did not dress for the Checkers during the Calder Cup playoffs... **2013-14:** Completed his first full professional season with Charlotte (AHL)... Ranked fifth among Checkers rookies in points (8) and second among rookies in goals (5)... Ranked ninth on the team in penalty minutes (40)... Scored his first professional goal at Grand Rapids (10/25)... Received the first major penalty of his professional career when he dropped the gloves with Chris Porter at Chicago (10/27)... Tallied his first professional assist on Rasmus Rissanen's goal at Toronto (11/19)... Scored his fifth goal of the season and dropped the gloves with Ben Eager vs. Oklahoma City (2/9)... Missed 31 games due to injury, including the final 25 games.



## SEBASTIAN AHO

**Right Wing • Shoots Left**  
**5'11" • 172 lbs.**  
**7/26/97 • Rauma, Finland**

**Acquired: 2015 NHL Draft**  
**2014-15 Teams: Assat/Karpat (Finland), Karpat Jr. (Fin-Jr)**  
**Drafted: Carolina 2015 (2-35-2)**

### CAREER

Had 14 points (4g, 10a) in 33 career games in Finland's top league, Liiga, entering 2015-16... Selected by the Hurricanes in the second round, 35th overall, of the 2015 NHL Draft... Was ranked 18th among European skaters heading into the draft... Has represented Finland in a number of international competitions including the 2014 U18 World Junior Championship, the 2015 5 Nations Tournament, the 2014 Ivan Hlinka Tournament, the 4 Nations Cup and the 2015 World Junior Championship... Was the fifth-leading scorer in Finland's under-18 league in 2012-13 as a 15-year-old, totaling 60 points (28g, 32a) in 38 games for Karpat U18... Joined Karpat's U16 team for the 2013 playoffs, scoring six goals and adding 15 assists (21 points) in nine games to help Karpat win the league championship... Made his

Liiga debut in 2013-14, appearing in three games and earning one assist for Karpat... Also appeared in 44 games for Karpat's junior squad in 2013-14, ranking fourth in the league in scoring with 59 points (25g, 34a)... Totaled four goals and 12 assists (16 points) in 12 games during the 2014 playoffs with Karpat Jr... **2014-15:** Spent the majority of the season in Finland's top league, Liiga, totaling 13 points (4g, 9a) in 30 games as a 17-year-old with Karpat and Assat Pori... Scored the overtime winner in Game 7 of Liiga's Kanada-malja final vs. Tappara to give Karpat its second consecutive league championship... Also played 10 regular-season games and five playoff games for Karpat's junior squad.

### CAREER STATS

REGULAR SEASON								PLAYOFFS				
YEAR	TEAM	LEAGUE	GP	G	A	TP	PIM	GP	G	A	TP	PIM
2011-12	Karpat U18	Fin-U18	4	0	2	2	4	—	—	—	—	—
2012-13	Karpat U18	Fin-U18	38	28	32	60	32	—	—	—	—	—
	Karpat Jr.	Fin-Jr.	5	2	2	4	0	5	0	1	1	2
2013-14	Karpat U18	Fin-U18	2	3	3	6	0	—	—	—	—	—
	Karpat Jr.	Fin-Jr.	44	25	34	59	18	12	4	8	12	10
	Karpat	Finland	3	0	1	1	0	—	—	—	—	—
2014-15 (a)	Karpat Jr.	Fin-Jr.	10	1	9	10	4	5	1	4	5	2
	Assat	Finland	3	0	2	2	0	—	—	—	—	—
	Karpat	Finland	27	4	7	11	8	10	1	2	3	2
<b>Finland Totals (2 seasons)</b>			<b>33</b>	<b>4</b>	<b>10</b>	<b>14</b>	<b>8</b>	—	—	—	—	—

(a) June 27, 2015—Selected by the Carolina Hurricanes in the 2015 NHL Draft. Second Hurricanes pick, 35th overall, second round.



## DANIEL ALTSHULLER

**Goaltender • Catches Left**  
**6'3" • 205 lbs.**  
**7/24/94 • Ottawa, Ont.**

**Acquired: 2012 NHL Draft**  
**2014-15 Team: Florida (ECHL)**  
**Drafted: Carolina 2012 (3-69-3)**

### CAREER

Was 8-3-1 with a 3.21 goals-against average in 14 career ECHL games with Florida entering the 2015-16 season... Completed his OHL career with a record of 78-47-8, a 2.80 goals-against average and five shutouts in 140 career games with the Oshawa Generals of the Ontario Hockey League (OHL)... Was ranked seventh among North American goaltenders in NHL Central Scouting's 2012 midterm evaluations, and was Carolina's third-round choice (69th overall) in the 2012 NHL Draft... Represented Canada at the Ivan Hlinka Memorial Under-18 Tournament in 2011, earning MVP honors in the gold-medal game as Canada won the tournament... Also won gold with Ontario at the 2011 U-17 World Junior Championship... Played for his hometown team, the Nepean Raiders of the CJHL prior to beginning his major junior career... Was 19-13-10 with a 3.22 goals-against average for Nepean in 2010-11... Was named to the OHL All-Rookie Team in 2011-12, after going 11-16-3 with a 3.55 goals-against average and .900 save percentage for Oshawa... Made his OHL debut at Kingston (9/23/11), stopping 37 of 38 shots for the win... Made a regular-season, career-high 49 saves in a 6-5 overtime loss vs. Kingston (11/19/11)... Was 2-2 with a 3.87 goals-against average in five OHL playoff games in 2012, as Oshawa fell to Niagara in the opening round... Earned his first OHL playoff victory with a 46-save performance in Game 2 at Niagara (3/25/12)... Ranked first in the OHL in wins (36) during his second season with Oshawa in 2012-13... Ranked second

in the league in games played (58), second in minutes (3363), tied for fifth in shutouts (3), sixth in goals-against average (2.62) and ninth in save percentage (.909)... Won the 2012-13 Roger Neilson Memorial Award as the OHL's top academic university or college player... Earned his first OHL shutout with 29 saves at Peterborough (11/1/12)... Played all nine of Oshawa's 2013 playoff games, going 4-5 with a 3.00 goals-against average as the Generals eliminated Niagara before getting swept by Barrie... Was a finalist for OHL Goaltender of the Year in 2013-14, ranking third in the OHL in wins (31), fourth in goals-against average (2.56) and fifth in save percentage (.917) in 52 games for Oshawa... Led OHL netminders in goals-against average (1.89), save percentage (.931) and shutouts (3) during the 2014 playoffs, going 8-3 as Oshawa swept Mississauga and Peterborough before falling to North Bay... **2014-15:** Completed his first professional season, going 8-3-1 with a 3.21 goals-against average and .881 save percentage in 14 regular-season games for the Florida Everblades of the ECHL... Made his professional debut, stopping 25 shots to earn his first win vs. South Carolina (10/17)... Made a season-high 34 saves on 35 shots at Kalamazoo (12/3)... Appeared in six Kelly Cup playoff games for Florida, going 2-3 with a 3.34 goals-against average as the Everblades topped Orlando before falling to South Carolina in the second round.

### CAREER STATS

			REGULAR SEASON						PLAYOFFS					
YEAR	TEAM	LEAGUE	GP	MIN	GA	SO	GAA	W-L-OT	GP	MIN	GA	SO	GAA	W-L
2009-10	Ott. Jr. 67's	MINOR-Ont.	24	1080	40	3	1.74	–	–	–	–	–	–	–
	Nepean	CJHL	1	60	2	0	2.00	0-1-0	–	–	–	–	–	–
2010-11	Nepean	CJHL	43	2515	135	1	3.22	19-13-10	–	–	–	–	–	–
2011-12 (a)	Oshawa	OHL	30	1756	104	0	3.55	11-16-3	5	279	18	0	3.87	2-2
2012-13	Oshawa	OHL	58	3363	147	3	2.62	36-18-2	9	541	27	0	3.00	4-5
2013-14 (b)	Oshawa	OHL	52	2907	124	2	2.56	31-13-3	11	699	22	3	1.89	8-3
2014-15	Florida	ECHL	14	767	41	0	3.21	8-3-1	6	288	16	1	3.34	2-3
ECHL Totals (1 season)			14	767	41	0	3.21	8-3-1	6	288	16	1	3.34	2-3

(a) June 23, 2012—Selected by the Carolina Hurricanes in the 2012 NHL Draft. Third Hurricanes pick, 69th overall, third round.

(b) Dec 20, 2013—Signed a three-year, entry-level contract with the Carolina Hurricanes.



CLARK BISHOP

Center • Shoots Left  
6'0" • 194 lbs.  
3/29/96 • St. John's, NF

Acquired: 2014 NHL Draft  
2014-15 Team: Cape Breton (QMJHL)  
Drafted: Carolina 2014 (6-127-5)

CAREER

Had 90 points (41g, 49a) in 141 career Quebec Major Junior Hockey League (QMJHL) games with Cape Breton entering the 2015-16 season... Selected by Carolina in the fifth round (127th overall) of the 2014 NHL Draft... Won the gold medal with Canada's U-18 national team at the 2013 Ivan Hlinka Memorial Tournament, scoring one goal and registering a (+2) rating in five games... Also represented Canada Atlantic at the 2013 U-17 World Hockey Challenge, earning five points (3g, 2a) in five games... Played for his hometown St. John's Privateers in the Newfoundland and Labrador Major Midget Hockey League (NLMMHL) in 2011-12, ranking 11th in the league in scoring with 38 points (18g, 20a) in 23 games... Had nine points (3g, 6a) in eight playoff games as the Privateers won the Provincial Championship... Selected by Cape Breton in the first round (3rd overall) of the 2012 QMJHL Entry Draft... Completed his first season of major junior hockey in 2012-13, scoring eight goals and adding 14 assists (22 points) for Cape Breton...

Earned his first QMJHL points with a pair of assists vs. Rimouski (10/21)... Scored his first QMJHL goal vs. P.E.I. (11/14/12)... Served as an alternate captain for Cape Breton in his second QMJHL season in 2013-14, totaling 14 goals and 19 assists (33 points) in 56 games... Selected to play for Team Orr in the 2014 CHL/NHL Top Prospects Game... Scored a goal in his QMJHL Playoff debut at Gatineau (3/21/14)... **2014-15:** Served as Cape Breton's captain, totaling 35 points (19g, 16a) in 38 games played... Missed time due to an ankle injury suffered in December... Prior to the injury, established career highs with a six-game goal streak (11/26-12/12: 7g) and an eight-game point streak (11/26-12/18: 7g, 4a)... Had five multi-point efforts for the season, including three-point games at Shawinigan (9/27) and vs. Rouyn-Noranda (12/7)... Led Cape Breton in scoring during the playoffs with eight points (5g, 3a) in seven games as the Screaming Eagles fell to Quebec in seven games.

CAREER STATS

REGULAR SEASON								PLAYOFFS				
YEAR	TEAM	LEAGUE	GP	G	A	TP	PIM	GP	G	A	TP	PIM
2011-12	St. Johns	NLMMHL	23	18	20	38	45	8	3	6	9	10
2012-13	Cape Breton	QMJHL	58	8	14	22	33	—	—	—	—	—
2013-14 (a)	Cape Breton	QMJHL	56	14	19	33	54	4	1	0	1	8
2014-15	Cape Breton	QMJHL	38	19	16	35	54	7	5	3	8	4
QMJHL Totals (3 seasons)			152	41	49	90	141	11	6	3	9	12

(a) June 28, 2014—Selected by the Carolina Hurricanes in the 2014 NHL Draft. Sixth Hurricanes pick, 127th overall, fifth round.



CALLUM BOOTH

Goaltender • Catches Left  
6'3" • 201 lbs.  
5/21/97 • Montreal, Que.

Acquired: 2015 NHL Draft  
2013-14 Team: Quebec (QMJHL)  
Drafted: Carolina 2015 (3-93-4)

CAREER

Was 34-18-5 with a 2.86 goals-against average and three shutouts in 66 career Quebec Major Junior Hockey League (QMJHL) entering 2015-16... Was the Hurricanes' third selection, 93rd overall, in the fourth round of the 2015 NHL Draft... Ranked second among North American netminders by NHL Central Scouting heading into the draft... Represented Canada at the 2014 Ivan Hlinka Memorial Tournament, going 1-0-0 with a 1.00 goals-against average and .923 save percentage for the gold-medal winning squad... Also represented Quebec at the 2014 World U-17 Hockey Challenge... Played one season of high school hockey for Salisbury School (CT) in 2012-13, registering a 2.08 goals-against average in 20 games and helping Salisbury capture the Elite 8 championship... Named a QMJHL Rookie All-Star after going 11-5-3 with a 2.68 goals-against average and .914 save percentage during his first season with the Quebec Remparts in 2013-14... **2014-15:** Went 23-13-2 with two shutouts and a 3.05 goals-against average during his

second season with the Quebec Remparts (QMJHL)... Ranked sixth in the league in goals-against average and save percentage (.900)... Tied a QMJHL record with five assists (Martin Biron, 1994-95; Francois Brassard, 2013-14)... Played for Team Cherry in the 2015 CHL-NHL Top Prospects Game... Made a career-high 46 saves at Sherbrooke (9/12)... Made 24 saves to earn the shutout at Chicoutimi (9/20)... Made 26 saves to earn his second shutout of the season vs. Saint John (11/12)... Stopped 22 of 23 shots and set a league goaltender record with two assists in a 5-1 win vs. Gatineau (12/3)... Served as backup to Zachary Fucale for most of the QMJHL playoffs, going 1-1 with a 2.49 goals-against average in four appearances as Quebec advanced to the QMJHL Final before falling to Rimouski... Made 31 saves to earn a shutout during Quebec's opening-round series against Cape Breton... Made one appearance for the host Remparts in the 2015 Memorial Cup, stopping all 17 shots he faced in 27 minutes of action in relief of Fucale.

CAREER STATS

REGULAR SEASON									PLAYOFFS					
YEAR	TEAM	LEAGUE	GP	MIN	GA	SO	GAA	W-L-OT	GP	MIN	GA	SO	GAA	W-L
2012-13	Salisbury	High-CT	—	1200	41	—	2.08	—	—	—	—	—	—	—
2013-14	Quebec	QMJHL	25	1120	50	1	2.68	11-5-3	1	59	5	0	5.08	0-1
2014-15 (a)	Quebec	QMJHL	41	2280	116	2	3.05	23-13-2	4	169	7	1	2.49	1-1
QMJHL Totals (2 seasons)			66	3400	166	3	2.86	34-18-5	5	228	12	1	3.16	1-2

(a) June 27, 2015—Selected by the Carolina Hurricanes in the 2015 NHL Draft. Third Hurricanes pick, 93rd overall, fourth round.





## TREVOR CARRICK

**Defenseman • Shoots Left**  
**6'2" • 186 lbs.**  
**7/4/94 • Stouffville, Ont.**

**Acquired: 2012 NHL Draft**  
**2014-15 Team: Charlotte (AHL)**  
**Drafted: Carolina 2012 (5-115-4)**

### CAREER

Is in his second professional season... Entered the 2015-16 season with 32 points (7g, 25a) and 94 penalty minutes in 76 career American Hockey League (AHL) games with Charlotte... Completed his three-year Ontario Hockey League (OHL) career with 101 points (38g, 63a) and 237 penalty minutes in 194 games with Mississauga and Sudbury... Was selected by Carolina in the fourth round of the 2012 NHL Draft and signed to a three-year, entry-level contract on 12/18/13... Played for his hometown team, Stouffville, prior to beginning his OHL career, earning 19 points (6g, 13a) in 40 games in 2010-11... Was Stouffville's third-leading scorer with 13 points (2g, 11a) in 19 games, as the Spirit reached the OJHL semifinals before falling to eventual champion Wellington... Was selected by Mississauga St. Michael's in the fifth round (85th overall) of the 2010 OHL Priority Draft... Ranked third among Mississauga defensemen in scoring during his rookie season in the OHL in 2011-12, totaling 19 points (6g, 13a) in 68 games... Made his OHL debut at Sudbury (9/23/11)... Earned his first OHL point with an assist vs. Sault Ste. Marie (10/7/11)... Scored his first OHL goal vs. Plymouth (10/23/11)... Had a career-high, five-game point streak from 2/20/12-3/2/12 (4g, 2a), including a four-game goal streak (2/24/12-3/2/12: 4g, 1a)... Made his OHL playoff debut at Barrie (3/22/12) and scored his first playoff goal in Game 4 vs. Barrie (3/27/12)... Ranked third among Mississauga defensemen in goals (10), assists (21) and points (31) in 56 games played during his second season with the Steelheads in 2-12-13... Totaled two assists in six 2013 OHL playoff games as the Steelheads fell to Belleville in the opening round... Ranked second among


OHL defensemen in goals (22) and tied for eighth in points (51), splitting his final season of junior hockey between Mississauga and Sudbury in 2013-14... Was the only player among the top 20 OHL defensemen in scoring in 2013-14 who also had more than 100 penalty minutes... Earned three points (1g, 2a) in five 2014 OHL playoff games as Sudbury fell to Barrie in the opening round... **2014-15:** Set franchise records for a Checkers rookie defenseman in games played (76), goals (seven), assists (25), points (32), power-play assists (13) and power-play points (14)... His 94 penalty minutes ranked fourth on the team and were the most ever by a Checkers rookie at any position... Ranked third among all Checkers skaters in scoring, led the team in assists and led Charlotte defensemen in goals, assists, points and penalty minutes... Ranked second among AHL rookie defensemen in assists... Led AHL rookie defensemen (t-2nd among all rookies) and the Checkers in power-play assists... Ranked second on the team in power-play points... Recorded his first professional point, an assist on Zach Boychuk's goal, in his first AHL game at Milwaukee (10/10)... Dropped the gloves with Colin Campbell for his first professional fight vs. Grand Rapids (10/18)... Recorded his first multi-point game as a professional with three assists vs. Milwaukee (11/29)... Scored his first professional goal vs. San Antonio (12/19)... Extended his point streak to a career-best four games (2g, 3a) with an assist vs. Norfolk (3/8)... Became the second Checkers rookie to play every game in a season (Victor Rask – 2013-14) and tied a franchise record with four assists in the Checkers' final game of the season at Grand Rapids (4/18).

### CAREER STATS

REGULAR SEASON								PLAYOFFS				
YEAR	TEAM	LEAGUE	GP	G	A	TP	PIM	GP	G	A	TP	PIM
2010-11	Stouffville	OJHL	40	6	13	19	44	19	2	11	13	10
2011-12 (a)	Mississauga	OHL	68	6	13	19	64	6	1	0	1	7
2012-13	Mississauga	OHL	56	10	21	31	56	6	0	2	2	11
2013-14 (b)	Mississauga	OHL	41	16	15	31	65	—	—	—	—	—
	Sudbury	OHL	29	6	14	20	52	5	1	2	3	10
2014-15	Charlotte	AHL	76	7	25	32	94	—	—	—	—	—
<b>AHL Totals (1 Season)</b>			<b>76</b>	<b>7</b>	<b>25</b>	<b>32</b>	<b>94</b>	—	—	—	—	—

(a) June 23, 2012—Selected by the Carolina Hurricanes in the 2012 NHL Draft. Fifth Hurricanes pick, 115th overall, fourth round.

(b) Dec. 18, 2013—Signed a three-year, entry-level contract with the Carolina Hurricanes.



## BRENDAN COLLIER

**Left Wing • Shoots Left**  
**5'9" • 183 lbs.**  
**10/8/93 • Charlestown, MA**

**Acquired: 2012 NHL Draft**  
**2014-15 Team: Northeastern (Hockey East)**  
**Drafted: Carolina 2012 (9-189-7)**

### CAREER

Selected by the Hurricanes in the seventh round (189th overall) in the 2012 NHL Draft... Has 12 points (3g, 9a) in 64 career collegiate games for Boston University and Northeastern... Played one season in the Eastern Junior Hockey League (EJHL), earning 42 points (14g, 28a) in 43 games... Totaled 56 goals and 83 assists (139 points) during his junior and senior seasons at Malden Catholic High School in Massachusetts, helping the Lancers capture consecutive Super Eight state championships... Also played golf and lacrosse at Malden Catholic... Netted 30 goals and added 45 assists (75 points) in 25 games for Malden Catholic in 2010-11, and was named an All-State selection by ESPN Boston... Scored the overtime game-winner in the state championship game, as Malden Catholic defeated St. John's Prep at TD Garden in Boston... Was named Mr. Hockey by ESPN Boston in 2011-12, after totaling 64 points (26g, 38a) in 25 games to lead Malden Catholic to its second consecutive state championship... Also an All-State selection by ESPN Boston for the second consecutive year... Led all Massachusetts


Division 1A players in 2011-12 scoring... Scored a goal in the 2012 state championship game at TD Garden, as the Lancers topped BC High 3-1 to win the title... Spent the 2012-13 season in the Eastern Junior Hockey League (EJHL), leading the Valley Junior Warriors in assists (28) and points (42) in 43 regular-season games... Had six points (1g, 5a) in six playoff games as Valley Junior advanced to the 2013 EJHL semifinals before falling to the Islanders Hockey Club... Completed his freshman season at Boston University in 2013-14, totaling four points (1g, 3a) in 29 games... Earned his first collegiate point with an assist vs. Merrimack (12/7/13)... Netted his first collegiate goal vs. New Hampshire (2/17/14)... **2014-15:** Had eight points (2g, 6a) in 35 games after transferring to Northeastern for his sophomore season... Made his Northeastern debut at Colgate (10/17) ... Scored his first goal as a Husky against Minnesota (11/29).

### CAREER STATS

REGULAR SEASON								PLAYOFFS				
YEAR	TEAM	LEAGUE	GP	G	A	TP	PIM	GP	G	A	TP	PIM
2010-11	Malden Catholic	High-MA	25	30	45	75	—	—	—	—	—	—
2011-12 (a)	Malden Catholic	High-MA	25	26	38	64	36	—	—	—	—	—
2012-13	Valley Junior	EJHL	43	14	28	42	27	6	1	5	6	4
2013-14	Boston University	Hockey East	29	1	3	4	8	—	—	—	—	—
2014-15	Northeastern	Hockey East	35	2	6	8	2	—	—	—	—	—
<b>Hockey East Totals (2 Season)</b>			<b>64</b>	<b>3</b>	<b>9</b>	<b>12</b>	<b>10</b>	—	—	—	—	—

(a) June 23, 2012—Selected by the Carolina Hurricanes in the 2012 NHL Draft. Ninth Hurricanes pick, 189th overall, seventh round.





## DAVID COTTON

**Center • Shoots Left**  
**6'2" • 200 lbs.**  
**7/9/97 • Parker, TX**

**Acquired: 2015 NHL Draft**  
**2014-15 Team: Cushing Academy (High-MA)**  
**Drafted: Carolina 2015 (8-169-6)**

### CAREER

Will play in the United States Hockey League (USHL) for the Waterloo Blackhawks in 2015-16... Was the Hurricanes' eighth selection of the 2015 NHL Draft, chosen in the sixth round (169th overall)... Is committed to begin his collegiate career at Boston College in 2016-17... Had 120 points (46g, 74a) in 65 career high school games in two seasons with Cushing Academy (Massachusetts)... Was ranked 62nd among North American skaters by NHL Central Scouting heading into the 2015 Draft... Born and raised in Parker, TX, just outside of Dallas... Attended the 2012 USA Hockey Select 15 Festival, the 2013 USA Hockey Select 16 Festival and the 2014 USA Hockey Select 17 Festival... Played for the Colorado

Thunderbirds Tier I U16 team in 2012-13... Moved to Massachusetts to play for Cushing Academy in 2013-14, and led the Penguins in scoring as a sophomore, totaling 51 points (19g, 32a) in 32 games... Also played 12 games for the Boston Junior Bruins in 2013-14, earning 11 points (8g, 3a)... **2014-15:** Was among the leading scorers in all of high school hockey during his junior season at Cushing Academy, netting 27 goals and adding 42 assists (69 points) in 33 games... Helped Cushing earn the second seed in the Elite 8 tournament before the Penguins fell to Dexter, 1-0 in the quarterfinals... Also played 13 games for the Boston Junior Bruins (MSHL), totaling 25 points (15g, 10a).

### CAREER STATS

REGULAR SEASON								PLAYOFFS				
YEAR	TEAM	LEAGUE	GP	G	A	TP	PIM	GP	G	A	TP	PIM
2013-14	Cushing Academy	High-MA	32	19	32	51	—	—	—	—	—	—
2014-15 (a)	Cushing Academy	High-MA	33	27	42	69	—	—	—	—	—	—
<b>High-MA Totals (2 Seasons)</b>			<b>65</b>	<b>46</b>	<b>74</b>	<b>120</b>	<b>—</b>	<b>—</b>	<b>—</b>	<b>—</b>	<b>—</b>	<b>—</b>

(a) June 27, 2015—Selected by the Carolina Hurricanes in the 2015 NHL Draft. Eighth Hurricanes pick, 169th overall, sixth round.



## EVGENII DADONOV

**Left Wing • Shoots Left**  
**5'11" • 184 lbs.**  
**3/12/89 • Chelyabinsk, Russia**

**Acquired: 1/18/12, Trade with Florida**  
**2014-15 Team: SKA Saint Petersburg (KHL)**  
**Drafted: Florida 2007 (3-71-3)**

### CAREER

Acquired by the Hurricanes on 1/18/12 along with A.J. Jenks in exchange for Jon Matsumoto and Mattias Lindstrom... Had 82 points (40g, 42a) in 146 career Kontinental Hockey League (KHL) games entering 2014-15... Has 20 points (10g, 10a) in 55 career NHL games, all with Florida... Totaled 84 points (33g, 51a) in 155 career AHL games with Rochester, San Antonio and Charlotte... Represented Russia at the 2007 World Junior Championship, winning bronze... Also played for Russia at the 2007 U-18 World Junior Championship... Played three seasons for Chelyabinsk from 2006-2009, totaling 37 points (19g, 18a) in 107 games on the top Russian level... Completed his first season in North America in 2009-10, skating in four NHL games with the Panthers, and earning 40 points (17g, 23a) in 76 games with Rochester (AHL)... Made his NHL debut vs. OTT (4/6/10)... Totaled 17 points (8g, 9a) in 36 NHL games with Florida in 2010-11, and represented Florida at the 2011 NHL All-Star Game in Raleigh as one of 12 rookies selected to participate... Earned first NHL point with an assist vs. COL (12/7/10)... Netted his first NHL goal Dec. 15

vs. CAR (12/15/10)... Had his first NHL multi-point game with two assists vs. BUF (12/17/10)... Netted two goals in his return to action vs. NYI (3/19) after missing 21 games with a broken finger, his first career multi-goal game... Also skated in 24 AHL games with Rochester in 2010-11, recording 16 points (8g, 8a)... Split the season 2011-12 between Florida (NHL), San Antonio (AHL) and Charlotte (AHL), earning three points (2g, 1a) in 15 NHL games with Florida... Led Donbass Donetsk (KHL) in assists (24) and points (38) and was third on the team in plus/minus (+7) in 2012-13... Ranked second among Donbass Donetsk skaters in goals (15) and points (29) in 2013-14... Led Donetsk in goals (7) and points (12) during the KHL Playoffs, as Donbass eliminated Riga in seven games before falling to Praha... **2014-15:** Totaled 19 goals and 27 assists (46 points) in 53 regular-season games for SKA Saint Petersburg of the KHL... Ranked third among SKA skaters in goals and fourth in points... Led the KHL in playoff goals (15), totaling 20 points in 22 games as SKA captured the Gagarin Cup championship.

### CAREER STATS

REGULAR SEASON								PLAYOFFS				
YEAR	TEAM	LEAGUE	GP	G	A	TP	PIM	GP	G	A	TP	PIM
2006-07 (a)	Chelyabinsk	Russia	24	1	1	2	8	—	—	—	—	—
	Chelyabinsk 2	Russia-3	4	2	0	2	14	—	—	—	—	—
2007-08	Chelyabinsk	Russia	43	7	13	20	20	2	0	0	0	0
	Chelyabinsk 2	Russia-3	12	4	7	11	32	—	—	—	—	—
	Russia	WJC	7	0	0	0	4	—	—	—	—	—
2008-09	Chelyabinsk	KHL	40	11	4	15	8	3	0	0	0	2
	Russia	WJC	7	2	5	7	2	—	—	—	—	—
<b>2009-10</b>	<b>Florida</b>	<b>NHL</b>	<b>4</b>	<b>0</b>	<b>0</b>	<b>0</b>	<b>0</b>	—	—	—	—	—
	Rochester	AHL	76	17	23	40	36	7	0	1	1	0
<b>2010-11</b>	<b>Florida</b>	<b>NHL</b>	<b>36</b>	<b>8</b>	<b>9</b>	<b>17</b>	<b>14</b>	—	—	—	—	—
	Rochester	AHL	24	8	8	16	4	—	—	—	—	—
<b>2011-12 (b)</b>	<b>Florida</b>	<b>NHL</b>	<b>15</b>	<b>2</b>	<b>1</b>	<b>3</b>	<b>2</b>	—	—	—	—	—
	San Antonio	AHL	20	5	4	9	4	—	—	—	—	—
	Charlotte	AHL	35	3	16	19	6	—	—	—	—	—
2012-13 (c)	Donetsk	KHL	54	14	24	38	12	—	—	—	—	—
2013-14	Donetsk	KHL	54	15	14	29	24	13	7	5	12	4
2014-15	SKA St. Petersburg	KHL	53	19	27	46	10	22	15	5	20	8
<b>NHL Totals (3 Seasons)</b>			<b>55</b>	<b>10</b>	<b>10</b>	<b>20</b>	<b>16</b>	<b>—</b>	<b>—</b>	<b>—</b>	<b>—</b>	<b>—</b>

(a) June 23, 2007—Selected by the Florida Panthers in the 2007 NHL Entry Draft. Third Panthers pick, 71st overall, third round.

(b) Jan. 18, 2012—Acquired by the Carolina Hurricanes along with A.J. Jenks in exchange for Jon Matsumoto and Mattias Lindstrom.

(c) July 4, 2012—Signed as a free agent by Donbass Donetsk (KHL).



## PHIL Di GIUSEPPE

**Left Wing • Shoots Left**

**6'0" • 200 lbs.**

**10/9/93 • Maple, Ont.**

**Acquired: 2012 NHL Draft**

**2014-15 Team: Charlotte (AHL)**

**Drafted: Carolina 2012 (1-38-2)**

### CAREER

Was Carolina's first pick (38th overall) in the 2012 NHL Draft... Had 78 points (33g, 45a) and 79 penalty minutes in 115 career college games with Michigan (CCHA) before signing with Carolina on 3/26/14... Represented Canada in the 2012 Canada-Russia Challenge, along with fellow Hurricanes' prospect Ryan Murphy... Prior to his collegiate career, spent two seasons playing for the Villanova Knights of the Ontario Junior Hockey League from 2009-11... Earned 47 points (16g, 31a) in 56 regular-season games and four points (1g, 3a) in six playoff games for the Knights in 2009-10... Had 63 points (24g, 39a) in 49 regular-season games and 16 points (6g, 10a) in 10 playoff games during his second season with Villanova in 2010-11... Scored 11 goals and added 15 assists (26 points) during his freshman season at Michigan in 2011-12... Ranked second among Michigan rookies in goals, assists and points... Was a 2011-12 CCHA All-Rookie Team Honorable Mention selection... Made his Michigan debut vs. Niagara (10/4/11)... Earned his first point with an assist vs. Bentley (10/7/11)... Netted the first two goals of his college career, including the game-winner, vs. Bentley (10/8/11)... Named CCHA Rookie of the Month for October 2011 and Rookie of the Week for the week ending 10/31/11... Totaled 28 points (9g, 19a) in 40 games


during his sophomore season at Michigan in 2012-13... Ranked 22nd in the Big Ten in scoring with 24 points (13g, 11a) in 35 games during his final collegiate season with Michigan in 2013-14... Made his professional debut with Charlotte (AHL) at Oklahoma City (4/6/14)... Tallied his first professional point with an assist on Brody Sutter's goal at Rockford (4/19/14)... **2014-15:** Completed his first full professional season, ranking tied fourth among Charlotte (AHL) skaters with 30 points (11g, 19a) in 76 games... Was third on the team with 19 assists... Ranked second among Checkers rookies in goals (11), assists and points... Led the team and ranked fourth among AHL rookies with 174 shots on goal... Ranked second among Checkers rookies in power-play points (8)... Was one of just two Checkers and 24 AHL players to play in all 76 games... Scored the Checkers' first goal of the season and his first as a professional in the season opener at Milwaukee (10/10)... Opened the scoring and added an assist for his first multi-point game as a pro at Iowa (10/24)... Had an assist and scored his first career game-winner vs. Milwaukee (11/29)... Had his first multi-assist game of the season with a pair of helpers vs. Norfolk (3/8)... Recorded four points (1g, 3a), tying the Checkers' season high, in the season finale at Grand Rapids (4/18).

### CAREER STATS

			REGULAR SEASON					PLAYOFFS				
YEAR	TEAM	LEAGUE	GP	G	A	TP	PIM	GP	G	A	TP	PIM
2008-09	Vaughan	GTHL	41	16	17	33	19	—	—	—	—	—
2009-10	Villanova	OJHL	56	16	31	47	44	6	1	3	4	0
2010-11	Villanova	OJHL	49	24	39	63	25	10	6	10	16	6
2011-12 (a)	Michigan	CCHA	40	11	15	26	18	—	—	—	—	—
2012-13	Michigan	CCHA	40	9	19	28	32	—	—	—	—	—
2013-14 (b)	Michigan	Big 10	35	13	11	24	29	—	—	—	—	—
	Charlotte	AHL	3	0	1	1	6	—	—	—	—	—
2014-15	Charlotte	AHL	76	11	19	30	20	—	—	—	—	—
AHL Totals (2 Seasons)			79	11	20	31	26	—	—	—	—	—

(a) June 23, 2012—Selected by the Carolina Hurricanes in the 2012 NHL Draft. First Hurricanes pick, 38th overall, second round.

(b) March 26, 2014—Signed a three-year, entry-level contract with the Carolina Hurricanes.



## HAYDN FLEURY

**Defenseman • Shoots Left**

**6'3" • 207 lbs.**

**7/8/96 • Carlyle, Sask.**

**Acquired: 2014 NHL Draft**

**2014-15 Teams: Red Deer (WHL), Charlotte (AHL)**

**Drafted: Carolina 2014 (1-7-1)**

### CAREER

Selected by the Hurricanes in the first round (7th overall) in the 2014 NHL Draft... Signed to a three-year, entry-level contract on 8/7/14... Totaled 93 points (18g, 75a) in 203 career Western Hockey League games with Red Deer entering the 2015-16 season... Had three points (1g, 2a) in five games for Western Canada at the 2013 World U-17 Challenge... Won a gold medal with Canada at the 2013 U-18 Ivan Hlinka Memorial Tournament... Was named Best Defenseman at the 2014 Under-18 World Championship, helping Canada capture bronze... His brother, Cale, plays for Kootenay (WHL)... Is attempting to become the third player from Carlyle, Sask., (population 1,400) to reach the NHL (Brenden Morrow, Jim McKenzie)... Played Bantam and Midget AAA with Athol Murray College of Notre Dame in Wilcox, Sask. in 2010-11, scoring 26 points (7g, 19a) in 21 Bantam games... Other prominent Notre Dame alumni include Rod Brind'Amour, Brad Richards and Vincent Lecavalier... Selected by Red Deer in the second round (43rd overall) of the 2011 WHL Bantam Draft... Began his WHL career with Red Deer in 2011-12, playing four games with the Rebels... Made his WHL debut vs. Prince Albert (12/11/11)... Spent most of the 2011-12 season with Notre Dame in the Saskatchewan Midget Hockey League, notching 21 points (6g, 15a) in 39 games for the Argos... Also played for Team Saskatchewan in the 2011 Western Canada U16 Challenge

Cup... Played his first full WHL season in 2012-13, ranking third among Rebels defensemen in scoring with 19 points (4g, 15a) in 66 games... Netted his first WHL goal at Swift Current (10/9/12)... Earned his first WHL assist at Calgary (10/13/12)... Had two assists in nine 2013 WHL playoff games for Red Deer, as the Rebels beat Prince Albert in five games before falling to Calgary... Led Red Deer defensemen with 46 points (8g, 38a) in 70 games in 2013-14, while registering a team leading plus-15 rating... Set single-game career highs with three assists at Moose Jaw (10/4/13) and at Lethbridge (11/9/13)... **2014-15:** Was second among Red Deer defensemen in scoring with 28 points (6g, 22a) in 63 games during his third full WHL season... Matched his career high in penalty minutes (63) and was (+4) for the season... Had points in three consecutive games from 10/17-10/14 (1g, 2a)... Earned a pair of helpers vs. Medicine Hat (10/28)... Had a season-high three points with a goal and two assists at Lethbridge (1/13)... Registered consecutive multi-point efforts at Edmonton (2/25: 1g, 1a) and vs. Prince Albert (2/27: 0g, 2a)... Totaled two points (1g, 1a) during the WHL playoffs, both of which came in Game 4 (4/2) of Red Deer's opening-round series loss to Medicine Hat... Joined Charlotte for the conclusion of the American Hockey League (AHL) season, and scored his first professional goal in his AHL debut vs. Rockford (4/12).

### CAREER STATS

REGULAR SEASON								PLAYOFFS				
YEAR	TEAM	LEAGUE	GP	G	A	TP	PIM	GP	G	A	TP	PIM
2010-11	Notre Dame	SMHL	3	0	1	1	0	—	—	—	—	—
2011-12	Notre Dame	SMHL	39	6	15	21	60	8	1	4	5	8
	Red Deer	WHL	4	0	0	0	0	—	—	—	—	—
2012-13	Red Deer	WHL	66	4	15	19	21	9	0	2	2	4
2013-14 (a, b)	Red Deer	WHL	70	8	38	46	46	—	—	—	—	—
2014-15	Red Deer	WHL	63	6	22	28	63	5	1	1	2	2
	Charlotte	AHL	1	1	0	1	0	—	—	—	—	—
WHL Totals (4 seasons)			203	18	75	93	130	14	1	3	4	6

(a) June 27, 2014—Selected by the Carolina Hurricanes in the 2014 NHL Draft. First Hurricanes pick, seventh overall, first round.

(b) August 7, 2014—Signed a three-year, entry-level contract with the Carolina Hurricanes.



## WARREN FOEGELE

**Left Wing • Shoots Left**  
**6'2" • 191 lbs.**  
**4/1/96 • Markham, Ont.**

**Acquired: 2014 NHL Draft**  
**2014-15 Team: New Hampshire (Hockey East)**  
**Drafted: Carolina 2014 (3-67-3)**

### CAREER

Selected by Carolina in the third round (67th overall) of the 2014 NHL Draft... Entered 2015-16 with 16 points (5g, 11a) in 34 career collegiate games for New Hampshire (Hockey East)... Was teammates with fellow Hurricanes prospect Brett Pesce in 2014-15... Totaled 95 goals and 85 assists (180 points) in 118 career varsity games over three seasons for Canadian prep school St. Andrews College... Played for his hometown Markham Waxers AAA team in 2011-12, totaling 18 points (10g, 8a) in 28 games... Also made his varsity debut for St. Andrew's College in 2011-12, appearing in eight games, including two playoff games, and earning one assist... Named a Conference of Independent Schools Athletic Association (CISAA) All-Star in 2012-13 after totaling 37 goals and 36 assists (73 points) in 58 games

for St. Andrew's... In 2013-14, led St. Andrew's with 58 goals, 49 assists and 107 points in 52 games as the Saints captured the MacPherson Tournament, MPHL and CISAA championships... Named a CISAA All-Star for the second consecutive season and selected as team MVP in 2013-14... **2014-15:** Played in 34 of New Hampshire's 40 games during his freshman season, totaling 16 points (5g, 11a)... Registered his first career assist at Michigan (10/17)... Scored his first career goal vs. RPI (11/25)... Had a multi-point game with a goal and an assist at Notre Dame (1/30)... Notched a career-high three points (1g, 2a) against Boston University (2/14).

### CAREER STATS

REGULAR SEASON								PLAYOFFS				
YEAR	TEAM	LEAGUE	GP	G	A	TP	PIM	GP	G	A	TP	PIM
2011-12	Markham	ETAMMHL	28	10	8	18	38	—	—	—	—	—
	St. Andrew's	CISAA	1	0	0	0	0	—	—	—	—	—
	St. Andrew's	MPHL	5	0	1	1	0	2	0	0	0	0
2012-13	St. Andrew's	CISAA	15	9	10	19	20	5	3	2	5	6
	St. Andrew's	MPHL	13	7	10	17	12	3	2	5	7	2
	St. Andrew's	High-Ont.	22	16	9	25	8	—	—	—	—	—
2013-14 (a)	St. Andrew's	CISAA	14	17	6	23	15	5	5	4	9	10
	St. Andrew's	MPHL	13	12	17	29	14	3	6	5	11	2
	St. Andrew's	High-Ont.	17	18	17	35	26	—	—	—	—	—
2014-15	New Hampshire	H-East	34	5	11	16	26	—	—	—	—	—
<b>Hockey East Totals (1 Season)</b>			<b>34</b>	<b>5</b>	<b>11</b>	<b>16</b>	<b>26</b>	—	—	—	—	—

(a) June 28, 2014—Selected by the Carolina Hurricanes in the 2014 NHL Draft. Third Hurricanes pick, 67th overall, third round.



## TYLER GANLY

**Defenseman • Shoots Right**  
**6'2" • 204 lbs.**  
**3/22/95 • Milton, Ont.**

**Acquired: 2013 NHL Draft**  
**2014-15 Team: Sault Ste. Marie (OHL)**  
**Drafted: Carolina 2013 (4-156-6)**

### CAREER


Selected by the Hurricanes in the sixth round (156th overall) in the 2013 NHL Draft... Had 54 points (5g, 49a) and 159 penalty minutes in 167 career Ontario Hockey League (OHL) games with Sault Ste. Marie... Was teammates in Sault Ste. Marie with fellow Hurricanes prospects Sergey Tolchinsky and Kyle Jenkins... Was selected by Sault Ste. Marie in the fifth round (87th overall) in the 2011 OHL Priority Draft... Spent most of the 2010-11 season with the Toronto Junior Canadiens minor midget AAA team, totaling 44 points (14g, 30a) in 84 Greater Toronto Hockey League (GTHL) games... Participated in the 2011 U17 Provincial Camp in Thunder Bay... Served as an alternate captain for the Toronto Junior Canadiens midget AAA team in 2011-12, totaling 24 points (9g, 15a) in 39 GTHL games... Represented the Junior Canadiens in the 2012 GTHL All-Star Game... Completed his first season of major junior hockey with Sault Ste. Marie in 2012-13, notching 17 assists and a (+2) rating in 62 games... Made his OHL debut vs. Plymouth (9/21/12)... Earned his first OHL point with an assist vs. Saginaw (10/3/12)... Played all six games of Sault Ste. Marie's 2013 first-round playoff series against Owen Sound... Ranked third among

Sault Ste. Marie defensemen in scoring with 21 points (3g, 18a) in 67 games in 2013-14... Was second on the team and first among blueliners with a plus-34 rating, serving as an alternate captain for the Greyhounds... Appeared in all nine 2014 playoff games for Sault Ste. Marie, as the Greyhounds eliminated Owen Sound before being swept by Erie... **2014-15:** Completed his final season of junior hockey with Sault Ste. Marie, totaling 16 points (2g, 14a) in 38 regular-season games... Served as alternate captain for the second consecutive season... Was (+15) for the season... Scored a goal and added two assists vs. Owen Sound (10/11)... Earned a pair of assists at Windsor (11/16)... Scored a goal and earned an assist vs. Plymouth (12/10)... Fractured the middle finger on his right hand while sparring with Cristiano DiGiacinto vs. Windsor (12/14) and missed nearly two months of action... Led all Greyhounds in plus/minus during the 2015 OHL playoffs (+14) as Sault Ste. Marie advanced to the conference final before falling to Erie... Ranked second among Sault Ste. Marie defensemen in scoring with nine points (2g, 7a) in 14 games.

### CAREER STATS

REGULAR SEASON								PLAYOFFS				
YEAR	TEAM	LEAGUE	GP	G	A	TP	PIM	GP	G	A	TP	PIM
2010-11	Tor. Jr. Canadiens	GTHL	84	14	30	44	44	—	—	—	—	—
	Tor. Canadiens	Ont.-Jr. A	2	0	1	1	0	—	—	—	—	—
2011-12	Tor. Jr. Canadiens	GTHL	39	9	15	24	60	10	2	4	6	4
	Brampton Capitals	Ont.-Jr. A	7	0	1	1	0	—	—	—	—	—
2012-13 (a)	Sault Ste. Marie	OHL	62	0	17	17	64	6	0	0	0	0
2013-14	Sault Ste. Marie	OHL	67	3	18	21	62	9	0	2	2	8
2014-15	Sault Ste. Marie	OHL	38	2	14	16	33	14	2	7	9	4
<b>OHL Totals (3 Seasons)</b>			<b>167</b>	<b>5</b>	<b>49</b>	<b>54</b>	<b>159</b>	<b>29</b>	<b>2</b>	<b>9</b>	<b>11</b>	<b>12</b>

(a) June 30, 2013—Selected by the Carolina Hurricanes in the 2013 NHL Draft. Fourth Hurricanes pick, 156th overall, sixth round.



## NOAH HANIFIN

**Defenseman • Shoots Left**

**6'3" • 206 lbs.**

**1/25/97 • Boston, MA**

**Acquired: 2015 NHL Draft**

**2014-15 Team: Boston College (Hockey East)**

**Drafted: Carolina 2015 (1-5-1)**

### CAREER

Selected by the Hurricanes in the first round, 5th overall, of the 2015 NHL Draft... Signed to a three-year, entry-level contract on 7/11/15... Is a product of the United States National Team Development Program (USNTDP) and has represented the U.S. in a number of international competitions... Captained the U.S. to gold at the 2014 World Under-17 Hockey Challenge, registering three points (1g, 2a) in six games... Also captured gold at the 2014 U18 World Junior Championship, where he was tied for second among tournament defensemen in scoring with five points (1g, 4a)... Earned two assists in five games for the U.S. at the 2015 World Junior Championship... Played high school hockey at St. Sebastian's in Massachusetts for three seasons between 2010 and 2013, totaling 74 points (17g, 57a) in 83 games... Spent the majority of the 2013-14 season with the United States U-17 team, leading all club defensemen with 33 points (8g, 25a) in 45 games against USHL, collegiate and international competition and serving as the team's captain... Also skated in 14 games with the United States U-18 team in the USHL and against other competition, notching 13 points (2g, 11a) in 14 games... **2014-15:** Recorded five goals and


18 assists (23 points) during his freshman season at Boston College, ranking third among rookie NCAA defensemen... Totaled 18 points (3g, 15a) in 22 Hockey East games and was selected as a Hockey East Second Team All-Star... Was a unanimous choice for the Hockey East Pro Ambitions All-Rookie Team... Represented Boston College as a Division I New England All-Star... Had a (+12) plus/minus rating for the season... Ranked second among Eagles skaters in assists (18)... Posted six multi-point performances... Missed one game in January while representing the U.S. at the 2015 World Junior Championship... At 17, became the youngest player to ever suit up for Boston College when he made his debut vs. UMass-Lowell (10/10)... Scored his first collegiate goal against Colorado College (10/24)... Registered his first three-point game with a goal and two assists and (+2) rating at Massachusetts (11/21)... Netted his first career power play goal and earned an assist at Boston University (1/16)... Scored his fourth goal of the season and recorded a career-high six shots vs. Providence (1/30).

### CAREER STATS

REGULAR SEASON								PLAYOFFS				
YEAR	TEAM	LEAGUE	GP	G	A	TP	PIM	GP	G	A	TP	PIM
2010-11	St. Sebastian's	High-MA	27	2	9	11	—	—	—	—	—	—
2011-12	St. Sebastian's	High-MA	28	5	24	29	—	—	—	—	—	—
2012-13	St. Sebastian's	High-MA	28	10	24	34	—	—	—	—	—	—
2013-14	Cape Cod	Minor-MA	10	1	2	3	19	—	—	—	—	—
	USNTDP	USHL	31	6	14	20	18	—	—	—	—	—
	USNTDP	U17	20	3	17	20	16	—	—	—	—	—
2014-15	USNTDP	U18	8	1	4	5	4	—	—	—	—	—
2014-15	Boston College	H-East	37	5	18	23	16	—	—	—	—	—
<b>Hockey East Totals (1 Season)</b>			<b>37</b>	<b>5</b>	<b>18</b>	<b>23</b>	<b>16</b>	—	—	—	—	—

(a) June 26, 2015—Selected by the Carolina Hurricanes in the 2015 NHL Draft. First Hurricanes pick, 5th overall, first round.

(b) July 11, 2015—Signed a three-year, entry-level contract with the Carolina Hurricanes.



## GREGORY HOFMANN

**Center • Shoots Left**

**6'0" • 200 lbs.**

**11/13/92 • Tramelan, Switzerland**

**Acquired: 2011 NHL Entry Draft**

**2014-15 Team: Davos (Swiss)**

**Drafted: Carolina 2011 (4-103-4)**

### CAREER

Had earned 62 points (31g, 31a) in 166 career games in the Swiss National League entering 2014-15... Was ranked 11th among European skaters by Central Scouting heading into the 2011 NHL Entry Draft... Has represented Switzerland in a number of international tournaments... Earned six points (2g, 4a) and was (+3) at the 2009 Five Nations Cup... Totaled two points (1g, 1a) in three games at the 2010 Four Nations Cup... Ranked tied for fourth in the tournament with five goals in six games at the 2010 U-18 World Junior Championship in Belarus, helping the Swiss to a fifth-place finish — their best result at the tournament in 10 years... Scored two of Switzerland's eight goals in an 8-3 victory against Canada West in the bronze medal game of the 2010 World Junior A Challenge in Penticton, British Columbia, finishing the tournament ranked second among all skaters in goals (4) and tied for third in points (6)... Was tied

for second among Swiss skaters with four points (1g, 3a) at the 2011 World Junior Championship in Buffalo, as Switzerland advanced to the medal round before falling to Canada in the quarterfinals... Totaled two points (1g, 1a) in six games during the 2012 World Junior Championship in Canada... Had six points (5g, 1a) in 34 games with HC Ambri-Piotta, skating as a 19-year-old in Switzerland's National League in 2011-12... Established Swiss National League career highs in games played (49), goals (16) and points (27) in 2012-13... Totaled 17 points (7g, 10a) during his second season with Davos in 2013-14... **2014-15:** Ranked seventh among Davos skaters in scoring (25 points) during his third full season in the Swiss National League... Totaled 11 goals and a career-high 14 assists and registered a plus/minus rating of (+11).

### CAREER STATS

REGULAR SEASON								PLAYOFFS				
YEAR	TEAM	LEAGUE	GP	G	A	TP	PIM	GP	G	A	TP	PIM
2009-10	Ambri Jr.	Swiss Jr.	34	25	30	55	20	3	1	2	3	6
	Ambri	Swiss	1	0	0	0	0	1	0	0	0	0
2010-11 (a)	Ambri Jr.	Swiss Jr.	2	2	0	2	2	—	—	—	—	—
	Ambri	Swiss	41	3	9	12	2	12	0	2	2	2
2011-12	Ambri	Swiss-Q	—	—	—	—	—	5	1	2	3	2
	Ambri	Swiss	34	5	1	6	6	8	1	0	1	0
	Ambri	Swiss-Q	—	—	—	—	—	4	1	1	2	2
2012-13	Ambri	Swiss-Jr.	7	3	1	4	2	2	2	0	2	0
	Davos	Swiss	49	16	11	27	20	7	0	2	2	0
2013-14	Davos	Swiss	41	7	10	17	30	—	—	—	—	—
2014-15	Davos	Swiss	47	11	14	25	18	13	3	2	5	2
<b>Swiss Totals (6 Seasons)</b>			<b>213</b>	<b>42</b>	<b>45</b>	<b>87</b>	<b>76</b>	<b>41</b>	<b>4</b>	<b>4</b>	<b>8</b>	<b>4</b>

(a) June 25, 2011—Selected by the Carolina Hurricanes in the 2011 NHL Entry Draft. Fourth Hurricanes pick, 103rd overall, fourth round.



## KYLE JENKINS

**Defenseman • Shoots Left**  
**6'1" • 175 lbs.**  
**4/22/96 • Brampton, Ont.**

**Acquired: 2014 NHL Draft**  
**2014-15 Team: Sault Ste. Marie/Peterborough (OHL)**  
**Drafted: Carolina 2014 (7-187-7)**

### CAREER

Selected by Carolina in the seventh round (187th overall) of the 2014 NHL Draft... Had totaled 61 points (14g, 47a) in 134 career Ontario Hockey League (OHL) games with Sault Ste. Marie and Peterborough entering the 2015-16 season... Was teammates with fellow Hurricanes prospects Sergey Tolchinsky and Tyler Ganly when he was with Sault Ste. Marie... Selected by the Greyhounds in the fourth round of the 2012 OHL Priority Selection... Named to the OJHL First All-Prospect Team after totaling 29 points (9g, 20a) in 46 games for Oakville in 2012-13... Played for Team OJHL South at the Central Canada Cup and Central Canada Cup Top Prospects Game... Attended the Team Canada East selection camp for the Hockey Canada Jr. A Challenge... Made his OHL debut with Sault Ste. Marie vs. London (3/17/13)... Completed his first full OHL season with Sault Ste. Marie, ranking second among Greyhounds defensemen in scoring with 25 points... Earned his first OHL point with an assist vs. Sudbury (9/21/13)... Scored

his first career OHL goal vs. Windsor (10/12/13)... Appeared in all nine of the Greyhounds' 2014 playoff games, scoring one goal... **2014-15:** Split the season between Sault Ste. Marie and Peterborough of the Ontario Hockey League (OHL)... Ranked second among Peterborough defensemen in scoring with 36 points (7g, 29a) in 70 games played... Was third on the team in assists (29)... Acquired by Peterborough on 1/7 along with four draft selections in exchange for Nick Ritchie and Connor Boland... Had seven multi-point games, including a three-assist effort in Sault Ste. Marie's season opener against Saginaw... Earned points in eight of nine games prior to his trade to Peterborough (12/10-1/4: 3g, 7a)... Made his Petes debut vs. Ottawa (1/8)... Matched his season-high with a three-point effort (1g, 2a) vs. Guelph (2/5)... Earned two points (1g, 1a) in five games during Peterborough's opening-round series loss to Oshawa.

### CAREER STATS

REGULAR SEASON								PLAYOFFS				
YEAR	TEAM	LEAGUE	GP	G	A	TP	PIM	GP	G	A	TP	PIM
2009-10	Mississauga Rebels	GTHL	75	10	22	32	30	—	—	—	—	—
2010-11	Mississauga Rebels	GTHL	78	8	37	45	24	—	—	—	—	—
2011-12	Mississauga Rebels	GTHL	77	15	30	45	44	—	—	—	—	—
2012-13	Oakville	OJHL	46	9	20	29	47	6	1	2	3	16
	Sault Ste. Marie	OHL	1	0	0	0	0	—	—	—	—	—
2013-14 (a)	Sault Ste. Marie	OHL	63	7	18	25	2	9	1	0	1	8
2014-15	Sault Ste. Marie	OHL	38	5	19	24	26	—	—	—	—	—
	Peterborough	OHL	32	2	10	12	10	5	1	1	2	2
<b>OHL Totals (3 seasons)</b>			<b>134</b>	<b>14</b>	<b>47</b>	<b>61</b>	<b>38</b>	<b>14</b>	<b>2</b>	<b>1</b>	<b>3</b>	<b>10</b>

(a) June 28, 2014—Selected by the Carolina Hurricanes in the 2014 NHL Draft. Seventh Hurricanes pick, 187th overall, seventh round.



## ERIK KARLSSON

**Left Wing • Shoots Left**  
**6'0" • 170 lbs.**  
**7/28/94 • Lerum, Sweden**

**Acquired: 2012 NHL Draft**  
**2014-15 Team: Frolunda (Sweden)**  
**Drafted: Carolina 2012 (4-99-4)**

### CAREER

Selected by the Hurricanes in the fourth round (99th overall) of the 2012 NHL Draft... Is playing his first season of professional hockey in North America in 2015-16... Played 99 career games with Frolunda in the Swedish Hockey League (SHL), totaling nine points (3g, 6a)... Had 96 points (33g, 63a) in 125 career games with Frolunda Jr. of Sweden's junior league... Also skated in 43 games with Frolunda's under-18 team between 2009-2012, earning 57 points (25g, 32a)... Teamed with fellow Hurricanes draft picks Elias Lindholm and Lucas Wallmark to capture silver with Sweden at the 2014 World Junior Championship, notching three assists in seven games... Earned five points (2g, 3a) in six games as Sweden captured the silver medal at the 2012 U18 World Junior Championship in the Czech Republic... Also won silver with Sweden at the 2011 Ivan Hlinka Tournament and played in the 2011 World Junior

A Challenge, the 2012 U-18 5 Nations Cup and the 2013 4 Nations Cup... Spent most of the 2011-12 with Frolunda Jr. of Sweden's junior league, notching 14 goals and 19 assists (33 points) in 47 games... Scored 10 goals and added 25 assists (35 points) in 40 games with Frolunda Jr. in 2012-13... Also made his Swedish Elite League debut in 2012-13, appearing in five games for Frolunda... Spent the majority of the 2013-14 season in the SHL with Frolunda, totaling five goals and one assist (6 points) in 41 games... **2014-15:** Played the full season with Frolunda in the Swedish Hockey League (SHL), registering three points (1g, 2a)... Appeared in seven playoff games as the Indians advanced to the SHL semifinals before falling to Vaxjo.

### CAREER STATS

REGULAR SEASON								PLAYOFFS				
YEAR	TEAM	LEAGUE	GP	G	A	TP	PIM	GP	G	A	TP	PIM
2009-10	Frolunda U18	Swe-U18	13	2	3	5	2	1	0	0	0	27
2010-11	Frolunda U18	Swe-U18	26	20	22	42	12	4	1	1	2	4
	Frolunda Jr.	Swe-Jr.	29	4	9	13	41	7	1	1	2	4
2011-12 (a)	Frolunda U18	Swe-U18	4	3	7	10	8	4	2	3	5	4
	Frolunda Jr.	Swe-Jr.	47	14	19	33	70	2	0	0	0	0
2012-13	Frolunda	Sweden	5	0	0	0	0	—	—	—	—	—
	Karlskrona	Sweden-2	2	0	1	1	0	—	—	—	—	—
	Frolunda Jr.	Swe-Jr.	40	10	25	35	48	6	1	5	6	0
2013-14 (b)	Frolunda	Sweden	41	5	1	6	6	6	1	0	1	0
	Frolunda Jr.	Swe-Jr.	9	5	10	15	2	—	—	—	—	—
2014-15	Frolunda	Sweden	53	1	2	3	6	7	0	0	0	2
<b>Swedish Hockey League Totals (3 Seasons)</b>			<b>99</b>	<b>6</b>	<b>3</b>	<b>9</b>	<b>12</b>	<b>13</b>	<b>1</b>	<b>0</b>	<b>1</b>	<b>2</b>

(a) June 23, 2012—Selected by the Carolina Hurricanes in the 2012 NHL Draft. Fourth Hurricanes pick, 99th overall, fourth round.

(b) May 27, 2014—Signed a three-year, entry-level contract with the Carolina Hurricanes.





## STEVEN LORENTZ

**Center/Left Wing • Shoots Left**  
**6'3" • 191 lbs.**  
**4/13/96 • Kitchener, Ont.**

**Acquired: 2015 NHL Entry Draft**  
**2014-15 Team: Peterborough (OHL)**  
**Drafted: Carolina 2015 (9-186-7)**

### CAREER

Selected by the Hurricanes in the seventh round, 186th overall, in the 2015 NHL Draft... Had totaled 23 goals and 32 assists (55 points) in 123 career Ontario Hockey League (OHL) games with Peterborough entering 2015-16... Was teammates with fellow Hurricanes draft pick Kyle Jenkins with the Petes... Earned 18 points (7g, 11a) in 64 games during his first OHL season in 2013-14... Notched three assists in his OHL debut vs. Kingston (9/19/13)... Scored his first career OHL goal with the shorthanded, game-winning tally vs. Mississauga (10/17/13)... Played in all 11 of Peterborough's 2014 OHL playoff games,

registering two goals... **2014-15:** Completed his second OHL season with Peterborough, ranking seventh on the team in scoring with 37 points (16g, 21a) in 59 games... Ranked sixth on the team in goals (16) and tied for fifth in power-play goals (5)... Had six multi-point games... Registered a season-high, four-game point streak from 11/20-11/27 (2g, 4a)... Notched a career-high four points with two goals and two assists at Ottawa (2/6)... Earned one assist in five OHL playoff games as Peterborough fell to Oshawa in the first round.

### CAREER STATS

YEAR	TEAM	LEAGUE	REGULAR SEASON					PLAYOFFS				
			GP	G	A	TP	PIM	GP	G	A	TP	PIM
2013-14	Peterborough	OHL	64	7	11	18	18	11	2	0	2	0
2014-15	Peterborough	OHL	59	16	21	37	15	5	0	1	1	2
<b>OHL Totals (2 Seasons)</b>			<b>123</b>	<b>23</b>	<b>32</b>	<b>55</b>	<b>33</b>	<b>16</b>	<b>2</b>	<b>1</b>	<b>3</b>	<b>2</b>

(a) June 27, 2015—Selected by the Carolina Hurricanes in the 2015 NHL Draft. Ninth Hurricanes pick, 186th overall, seventh round.



## BROCK MCGINN

**Left Wing • Shoots Left**  
**6'0" • 185 lbs.**  
**2/2/94 • Fergus, Ont.**

**Acquired: 2012 NHL Draft**  
**2014-15 Team: Charlotte (AHL)**  
**Drafted: Carolina 2012 (2-47-2)**

### CAREER

Selected by the Hurricanes in the second round (47th overall) of the 2012 NHL Draft and signed a three-year, entry-level contract with Carolina on 4/3/13... Completed his junior hockey career with 172 points (93g, 79a) and 179 penalty minutes in 227 games with Guelph in the Ontario Hockey League (OHL)... Is the younger brother of Colorado Avalanche forward Jamie McGinn and Philadelphia Flyers forward Tye McGinn... Was coached by former Carolina forward Scott Walker in Guelph... Played for the Guelph Junior Storm prior to beginning his OHL career in 2010-11... Had 14 points (10g, 4a) and 38 penalty minutes during his rookie OHL season in 2010-11... Made his OHL debut vs. Owen Sound (9/24/10)... Earned his first OHL point with an assist vs. Sault Ste. Marie (10/17/10)... Scored his first OHL goal at Erie (11/10/10)... Served as an alternate captain for Guelph in 2011-12, notching 12 goals and earning seven assists (19 points) in 33 games... Missed more than two months of action after suffering a wrist injury in December 2011... Had two points (1g, 1a) in six OHL playoff games as Guelph fell to Plymouth in the opening round... Ranked second among Storm skaters in goals (28) and fourth in points (54) in 68 regular-season games during the 2012-13 season... Earned his first OHL hat trick with three goals including the shorthanded game-winner vs. Niagara (2/22/13)... Had points in each of his three playoff games, including a two-goal effort on 3/29, as Guelph was eliminated by Kitchener... Ranked seventh in the OHL in goals (43) and tied for 17th in points (85) during his final season of junior hockey with Guelph in 2013-14... Finished second among Western Conference skaters in four categories of the 2013-14 OHL


Coaches Poll: smartest player, hardest worker, best body checker and best shootout scorer... Began the 2013-14 season with a 23-game point streak (9/20-11/19: 20g, 20a), the second-longest point streak in the OHL for the season... Scored two goals and added three assists for an OHL career-high, five-point game at Mississauga (11/19/13)... Totaled 12 points (6g, 6a) in 12 playoff games as Guelph captured the 2014 OHL championship... Scored one goal and added four assists (5 points) during the 2014 Memorial Cup in London, Ont., as Guelph advanced to the championship game before falling to Edmonton... **2014-15:** Completed his first full professional season with Charlotte (AHL), ranking third on the team and first among rookies with 15 goals... Was sixth on the team with 27 points and tied for fourth with three power-play goals... Scored on two of three shootout attempts... Recorded his first professional point with an assist at Chicago (10/12)... Dropped the gloves with Andreas Athanasiou for his first pro fight vs. Grand Rapids (10/18)... Scored his first professional goal in a 5-1 win at Iowa (10/24)... Missed the 11/2 game vs. Hamilton as the result of a checking to the head suspension earned 10/31 vs. Hamilton... Recorded a career-high three points (2g, 1a), including his first multi-goal outing and first power-play goal, at Oklahoma City (11/21)... Had his second multi-goal game of the season by striking twice vs. Iowa (12/18)... Extended his goal/point streak to a career-best four games (5g, 1a) with a power-play tally at Toronto (2/22)... Scored with 3:39 remaining in regulation to record his first career game-winning goal and the Checkers' last-ever goal at Time Warner Cable Arena vs. Rockford (4/12).

### CAREER STATS

YEAR	TEAM	LEAGUE	REGULAR SEASON					PLAYOFFS				
			GP	G	A	TP	PIM	GP	G	A	TP	PIM
2010-11	Guelph	OHL	68	10	4	14	38	6	0	0	0	2
2011-12 (a)	Guelph	OHL	33	12	7	19	25	6	1	1	2	8
2012-13 (b)	Guelph	OHL	68	28	26	54	71	3	2	2	4	11
	Charlotte	AHL	4	0	0	0	0	2	0	0	0	2
2013-14	Guelph	OHL	58	43	42	85	45	12	6	6	12	21
2014-15	Charlotte	AHL	73	15	12	27	38	—	—	—	—	—
<b>AHL Totals (2 Seasons)</b>			<b>77</b>	<b>15</b>	<b>12</b>	<b>27</b>	<b>38</b>	<b>2</b>	<b>0</b>	<b>0</b>	<b>0</b>	<b>2</b>

(a) June 23, 2012—Selected by the Carolina Hurricanes in the 2012 NHL Draft. Second Hurricanes pick, 47th overall, second round.

(b) April 3, 2013—Signed a three-year, entry-level contract with the Carolina Hurricanes.



## ROLAND McKEOWN

**Defenseman • Shoots Right**  
**6'1" • 195 lbs.**  
**1/20/96 • Listowel, Ont.**

**Acquired: 2/25/15, Trade with LA**  
**2014-15 Teams: Kingston (OHL), Charlotte (AHL)**  
**Drafted: Los Angeles 2014 (2-50-2)**

### CAREER

Was acquired by the Hurricanes on 2/25/15 along with a first-round pick in the 2016 NHL Draft in exchange for Andrej Sekera... Signed a three-year, entry-level contract with Carolina on 4/1/15... Originally selected by the Los Angeles Kings in the second round (50th overall) of the 2014 NHL Draft... Had totaled 104 points (25g, 79a) in 188 career Ontario Hockey League (OHL) games with Kingston entering the 2015-16 season... Has represented Canada in several international competitions and attended the summer development camp for Canada's 2016 world junior team in August 2015... Earned one assist in seven games as Canada won gold at the 2013 U18 World Junior Championship... Registered three assists in five games for Ontario at the 2013 World U17 Challenge... Served as captain for the bronze-medal-winning Canadian squad at the 2014 U18 World Junior Championship... Also won gold with Canada at the 2013 Ivan Hlinka Memorial Tournament... Is a product of the Toronto Marlboros minor hockey program... Served as captain for the Marlboros minor midget team and led club defensemen with 35 points (10g,

25a) in 28 games in 2011-12... Was selected by Kingston in the first round, second overall, in the 2012 OHL Priority Draft... Was named to the OHL's All-Rookie Team in 2012-13 after notching 29 points (7g, 22a) in 61 games with Kingston... Ranked second among Frontenacs defensemen and 13th among OHL blueliners with 43 points (11g, 32a) in 62 games during his second OHL season in 2013-14... Played in the 2014 CHL Top Prospects Game... **2014-15:** Completed his third OHL season with Kingston, totaling 32 points (7g, 25a) in 65 games... Ranked second among Frontenacs defensemen in goals (7), assists (25) and points (32)... Had four multi-point efforts including consecutive two-point games at Erie (1/16: 1g, 1a) and at Niagara (1/17: 0g, 2a)... Registered nine points (3g, 6a) in 12 January games... Earned one assist in four OHL playoff games as Kingston was swept by North Bay in the opening round... Joined the Hurricanes' AHL affiliate in Charlotte after the OHL playoffs... Made his professional debut with the Checkers vs. Rockford (4/11)... Earned his first professional point with an assist vs. Rockford (4/12).


### CAREER STATS

			REGULAR SEASON					PLAYOFFS				
YEAR	TEAM	LEAGUE	GP	G	A	TP	PIM	GP	G	A	TP	PIM
2011-12	Toronto Marlboros	GTHL	28	10	25	35	30	—	—	—	—	—
2012-13	Kingston	OHL	61	7	22	29	33	4	0	0	0	4
2013-14 (a)	Kingston	OHL	62	11	32	43	61	7	1	3	4	8
2014-15 (b, c)	Kingston	OHL	65	7	25	32	57	4	0	1	1	9
	Charlotte	AHL	4	0	1	1	0	—	—	—	—	—
<b>OHL Totals (3 seasons)</b>			<b>188</b>	<b>25</b>	<b>79</b>	<b>104</b>	<b>151</b>	<b>15</b>	<b>1</b>	<b>4</b>	<b>5</b>	<b>21</b>

(a) June 28, 2014—Selected by the Los Angeles Kings in the 2014 NHL Draft. Second Kings pick, 50th overall, second round.

(b) Feb. 25, 2015—Acquired by the Carolina Hurricanes along with a first-round pick in the 2016 NHL Draft in exchange for Andrej Sekera.

(c) April 1, 2015—Signed a three-year entry-level contract with the Carolina Hurricanes.



## ALEX NEDELJKOVIC

**Goaltender • Catches Left**  
**6'0" • 190 lbs.**  
**1/7/96 • Parma, OH**

**Acquired: 2014 NHL Draft**  
**2014-15 Team: Plymouth (OHL)**  
**Drafted: Carolina 2014 (2-37-2)**

### CAREER


Was Carolina's second-round selection (37th overall) in the 2014 NHL Draft... Signed a three-year, entry-level contract with the Hurricanes on 3/27/15... Ranked fourth among North American goaltenders for the 2014 draft... Named one of the top three players for the United States at the 2014 U18 World Junior Championship, going 5-1 with a 1.84 goals-against average to lead Team USA to the gold medal... Also represented the United States at the 2013 Ivan Hlinka Memorial Tournament, going 3-1 with a 2.99 goals-against average as the U.S. won silver... Was a member of the U.S. team for the 2015 World Junior Championship, but did not play in a game... Played for Team Cherry at the 2014 CHL/NHL Top Prospects Game... Played for the Cleveland Barons in 2010-11, posting a 1.97 goals-against average in 52 games and earning an invitation to the 2011 Warren Strelow National Team Goaltending Camp run by USA Hockey... Split the 2011-12 season between the Cleveland Barons U18 midget team and the Bell Tire U16 squad... Helped Bell Tire to a third-place finish at the 2012 USA Hockey Tier 1 U16 Nationals... Selected by the Plymouth Whalers in the sixth round (123rd overall) of the 2012 OHL Priority Draft... Began the 2012-13 season with the Metro Jets in the NA3HL, going 5-3 with a 2.49 goals-against average and .933 save percentage... Joined Plymouth and eventually took over the starter's role for Plymouth as a 16-year-old, going 19-2-2 with a 2.28 goals-against average and .923 save percentage... Earned 2012-13 OHL All-Rookie First Team honors and captured the F.W. "Dinty" Moore Trophy for best goals-against average among rookie goaltenders... Made his OHL debut at Belleville (11/17/12)... Made 26 saves to earn his first OHL victory

### CAREER STATS

			REGULAR SEASON						PLAYOFFS					
YEAR	TEAM	LEAGUE	GP	MIN	GA	SO	GAA	W-L-OT	GP	MIN	GA	SO	GAA	W-L
2012-13	Plymouth	OHL	26	1371	52	2	2.28	19-2-2	15	864	39	1	2.71	9-4
	Metro	NA3HL	9	530	22	0	2.49	5-3-0	—	—	—	—	—	—
2013-14 (a)	Plymouth	OHL	61	3436	165	1	2.88	26-27-7	5	272	20	0	4.41	1-4
2014-15 (b)	Plymouth	OHL	55	3206	167	5	3.13	20-28-7	—	—	—	—	—	—
	Florida	ECHL	3	178	10	0	3.38	2-1-0	—	—	—	—	—	—
<b>OHL Totals (2 Seasons)</b>			<b>87</b>	<b>4807</b>	<b>241</b>	<b>5</b>	<b>2.69</b>	<b>49-36-5</b>	<b>15</b>	<b>852</b>	<b>39</b>	<b>1</b>	<b>2.75</b>	<b>7-7</b>

(a) June 28, 2014—Selected by the Carolina Hurricanes in the 2014 NHL Draft. Second Hurricanes pick, 37th overall, second round.

(b) March 27, 2015—Signed a three-year, entry-level contract with the Carolina Hurricanes.



## COLLIN OLSON

**Goaltender • Catches Left**

**6'4" • 210 lbs.**

**4/4/94 • Burnsville, MN**

**Acquired: 2012 NHL Draft**

**2014-15 Team: Sioux City (USHL)**

**Drafted: Carolina 2012 (8-159-6)**

### CAREER


Selected by the Hurricanes in the sixth round (159th overall) of the 2012 NHL Draft... Is in his first season with Western Michigan University of the National Collegiate Hockey Conference (NCHC) in 2015-16... Was 58-28-7 with a 2.65 goals-against average and .912 save percentage in 102 career games in the United States Hockey League (USHL) with the USNTDP and Sioux City... Also played 11 career games for Ohio State (Big 10), going 2-4-1 with a 3.69 goals-against average... Spent two years in the United States National Team Development Program from 2010-2012... Was chosen as the Best Goaltender at the 2012 IIHF U-18 World Junior Championship in the Czech Republic, leading the United States to the gold medal with a record of 5-0, a 0.80 goals-against average and three shutouts... The three shutouts included a 7-0 victory in the gold-medal game against Sweden, and matched Jack Campbell's record... Also represented the U.S. at the 2012 U-18 5 Nations Tournament, the 2011 U-18 4 Nations Cup, the 2010 U-17 4 Nations Cup and the 2011 World U-17 Challenge... Was 7-6-2 with a 2.55 goals-against average and one shutout in 16 games for the USNTDP in the USHL in 2011-12... Played

for Ohio State in 2012-13, going 2-3-1 in nine games played with a 3.09 goals-against average and .901 save percentage... Served as backup to All-American netminder Brady Hjelle most of the season... Began the 2013-14 season with Ohio State, appearing in two games before returning to the USHL... Was 14-4-1 with a 2.29 goals-against average and .921 save percentage in 23 USHL games with the USNTDP and Sioux City... Ranked second in the USHL in save percentage and fourth in goals-against average in 2013-14... **2014-15:** Completed his fourth season in the USHL, going 27-10-4 with a 2.78 goals-against average and .914 save percentage in 44 games with Sioux City... Ranked fourth in the league in save percentage and tied for third in shutouts... Earned three shutouts: vs. Sioux Falls (10/4), at Bloomington (1/9) and vs. Des Moines (2/13)... Stopped a season-high 45 shots in a 4-1 victory at Sioux Falls (10/15)... Won a season-high seven consecutive games from 1/16-2/13... Matched his season-best with 45 saves in a 5-3 win vs. Chicago (2/7).

### CAREER STATS

REGULAR SEASON									PLAYOFFS					
YEAR	TEAM	LEAGUE	GP	MIN	GA	SO	GAA	W-L-OT	GP	MIN	GA	SO	GAA	W-L
2009-10	Apple Valley	High-MN	9	262	20	0	3.90	3-2-0	—	—	—	—	—	—
2010-11	USNTDP	USHL	19	1099	52	3	2.84	10-8-1	1	20	1	0	3.00	0-0
	USNTDP	U-17	10	492	16	0	1.95	7-1-0	—	—	—	—	—	—
2011-12 (a)	USNTDP	USHL	16	846	36	1	2.55	7-6-2	—	—	—	—	—	—
	USNTDP	U-17	1	60	4	0	4.00	0-1-0	—	—	—	—	—	—
	USNTDP	U-18	21	1063	40	3	2.26	12-5-0	—	—	—	—	—	—
2012-13	Ohio State	CCHA	9	408	21	0	3.09	2-3-1	—	—	—	—	—	—
2013-14	Ohio State	Big 10	2	63	8	0	7.64	0-1-0	—	—	—	—	—	—
	USNTDP	USHL	3	140	5	1	2.14	2-1-0	—	—	—	—	—	—
	Sioux City	USHL	20	1091	42	1	2.31	12-3-1	2	136	7	0	3.09	1-1
2014-15	Sioux City	USHL	44	2507	116	3	2.78	27-10-4	5	248	16	0	3.87	2-3
<b>USHL Totals (4 Seasons)</b>			<b>102</b>	<b>5682</b>	<b>251</b>	<b>9</b>	<b>2.65</b>	<b>58-28-7</b>	<b>8</b>	<b>404</b>	<b>24</b>	<b>0</b>	<b>3.56</b>	<b>3-4</b>

(a) June 23, 2012—Selected by the Carolina Hurricanes in the 2012 NHL Draft. Eighth Hurricanes pick, 159th overall, sixth round.



## BRETT PESCE

**Defenseman • Shoots Right**

**6'3" • 200 lbs.**

**11/15/94 • Tarrytown, NY**

**Acquired: 2013 NHL Draft**

**2014-15 Teams: New Hampshire (H-East), Charlotte (AHL)**

**Drafted: Carolina 2013 (2-66-3)**

### CAREER

Selected by the Hurricanes in the third round, 66th overall, of the 2013 NHL Draft... Had 43 points (11g, 32a) in 110 career collegiate games for the University of New Hampshire (Hockey East)... Ranked 40th on NHL Central Scouting's final list of North American skaters for the 2013 Draft... Spent two seasons with the New Jersey Avalanche of the Atlantic Youth Hockey League (AYHL) from 2009-2011, totaling 40 points (11g, 29a) in 52 games... Played for the New Jersey Hitmen of the Eastern Junior Hockey League (EJHL) in 2011-12, earning six points (1g, 5a) in 17 games... Also spent time with the U.S. National Development team during the holiday break that season, appearing in four games for the Under-18 team... Represented the U.S. Under-18 team at the 2011 Ivan Hlinka Memorial Tournament in Slovakia and the Czech Republic, notching an assist on the game-winning goal vs. Russia... Completed his freshman season for New Hampshire in 2012-13, totaling six points (1g, 5a) in 38 games... Earned his first college point with an assist at Colorado College (11/23/12)... Netted his first

college goal at UMass-Lowell (12/1/12)... Played all 41 games for New Hampshire during his sophomore season in 2013-14, setting career highs in goals (7), assists (14) and points (21)... Had a 10-game point streak (5g, 8a) from 1/24/14-3/1/14... **2014-15:** Completed his third year of college hockey for New Hampshire, ranking second among Wildcats defensemen in points (16) and first in assists (13)... Was tied for fourth among all UNH skaters in plus/minus (+10)... Scored a goal and added an assist vs. Michigan (10/17)... Earned points in four consecutive games from 2/7-2/20 (1g, 4a)... Assisted on all three of UNH's goals in a 3-0 victory against Merrimack (2/28)... Joined Charlotte of the American Hockey League (AHL) after signing his professional contract with the Hurricanes on 3/27, appearing in four games for the Checkers... Made his pro debut vs. Oklahoma City (4/2)... Earned his first pro point with an assist vs. Oklahoma City (4/3).

### CAREER STATS

REGULAR SEASON								PLAYOFFS				
YEAR	TEAM	LEAGUE	GP	G	A	TP	PIM	GP	G	A	TP	PIM
2008-09	North Jersey	AYHL	26	5	10	15	26	—	—	—	—	—
2009-10	North Jersey	AYHL	32	2	11	13	6	—	—	—	—	—
2010-11	North Jersey	AYHL	20	9	18	27	8	—	—	—	—	—
2011-12	Jersey Hitmen	EJHL	17	1	5	6	18	—	—	—	—	—
	USNTDP U18	U-18	4	0	0	0	0	—	—	—	—	—
2012-13 (a)	New Hampshire	HE	38	1	5	6	10	—	—	—	—	—
2013-14	New Hampshire	HE	41	7	14	21	6	—	—	—	—	—
2014-15 (b)	New Hampshire	HE	31	3	13	16	32	—	—	—	—	—
	Charlotte	AHL	4	0	1	1	6	—	—	—	—	—
Hockey East totals (3 seasons)			110	11	32	43	48	—	—	—	—	—

(a) June 30, 2013—Selected by the Carolina Hurricanes in the 2013 NHL Draft. Second Hurricanes pick, 66th overall, third round.

(b) March 27, 2015—Signed a three-year, entry-level contract with the Carolina Hurricanes.



NICOLAS ROY

Center • Shoots Right  
6'4" • 197 lbs.  
2/5/97 • Amos, Que.

Acquired: 2015 NHL Draft  
2014-15 Team: Chicoutimi (QMJHL)  
Drafted: Carolina 2015 (4-96-4)

CAREER

Selected by the Hurricanes in the fourth round, 96th overall, of the 2015 NHL Draft... Was ranked 45th among North American skaters in NHL Central Scouting's final rankings ahead of the 2015 draft... Had totaled 32 goals and 59 assists (91 points) in 131 career games with Chicoutimi of the Quebec Major Junior Hockey League (QMJHL) entering 2015-16... Has twice medaled with Canada in international tournaments... Registered five points (1g, 4a) in five games to help Canada capture gold at the 2014 Ivan Hlinka Memorial Tournament... Notched six points (3g, 3a) in seven games as Canada won bronze at the 2015 U-18 World Junior Championship... Served as alternate captain and led Team Quebec in scoring with nine points (2g, 7a) in six games at the 2014 World U-17 Hockey Challenge... Spent two seasons with the Amos Forestiers midget AAA team in 2011-12 and 2012-13, totaling 64 points (28g, 36a) in 70 games... Was the first overall selection in the 2013 QMJHL Entry Draft by Cape Breton... Acquired by Chicoutimi prior to the 2013-14 season and ranked third among Saguenéens skaters in scoring during his first QMJHL season with 41 points

(16g, 25a) in 63 games... Made his QMJHL debut vs. Quebec (9/13/13)... Earned his first QMJHL point with an assist at Baie-Comeau (9/22/13)... Netted his first QMJHL goal vs. Drummondville (9/29/13)... Earned two assists in four 2014 QMJHL playoff games as Chicoutimi was swept by Rimouski in the opening round... **2014-15:** Completed his second QMJHL season with Chicoutimi, ranking third among Saguenéens skaters with 50 points (16g, 34a) in 68 games... Was second on the team in assists... Played in two games for the QMJHL All-Stars in the Subway Series against Russia... Posted 13 multi-point efforts... Earned a career-high three assists vs. Baie-Comeau (11/13)... Matched his career high in single-game points with a three-point effort (1g, 2a) at Victoriaville (12/28)... Repeated that performance three days later with a goal and two assists vs. Baie-Comeau (12/31)... Had a career-long, five-game assist streak from 3/5-3/13 (1g, 5a)... Was third among Chicoutimi skaters in playoff scoring with five points (2g, 3a) in five games as the Saguenéens were eliminated by Moncton in the opening round.

CAREER STATS

			REGULAR SEASON					PLAYOFFS				
YEAR	TEAM	LEAGUE	GP	G	A	TP	PIM	GP	G	A	TP	PIM
2011-12	Amos	QAAA	43	13	18	31	30	—	—	—	—	—
2012-13	Amos	QAAA	27	15	18	33	24	—	—	—	—	—
2013-14	Chicoutimi	QMJHL	63	16	25	41	19	4	0	2	2	8
2014-15	Chicoutimi	QMJHL	68	16	34	50	40	5	2	3	5	8
QMJHL Totals (2 Seasons)			131	32	59	91	59	9	2	5	7	16

(a) June 27, 2015—Selected by the Carolina Hurricanes in the 2015 NHL Draft. Fourth Hurricanes pick, 96th overall, fourth round.



DEREK RYAN

Center • Shoots Right  
5'10" • 170 lbs.  
12/29/86 • Spokane, WA

Acquired: 6/15/15, Signed as a free agent  
2014-15 Team: Orebro (Sweden)  
Drafted: Undrafted

CAREER

Signed a one-year contract with the Hurricanes as a free agent on 6/15/15... Played four seasons of junior hockey for Spokane of the Western Hockey League (WHL), totaling 67 goals and 100 assists (167 points) in 216 regular-season games... Played under current Hurricanes Head Coach Bill Peters with Spokane during the 2005-06 and 2006-07 seasons... Made his professional debut with the Kalamazoo Wings of the United Hockey League (UHL) after his junior career ended, recording two assists in three regular season games and five points (3g, 2a) in 13 playoff games... Helped Kalamazoo reach the Colonial Cup Final... Played four seasons for the University of Alberta from 2007-2011, totaling 146 points (58g, 88a) in 109 games... Helped Alberta capture four consecutive CWUAA Conference Titles and a CIS National Championship in 2007-08, leading the team in goals his sophomore (16) and senior (17) seasons... Ranked in the top two in scoring each of his final three seasons of college hockey and led the CWUAA in scoring

his senior year (47 points)... Completed his first season in the Austrian League (Erste Bank Eishockey Liga) in 2011-12, ranking second among Szekesfehevar skaters in goals (25) and tied for third in points (49)... Ranked second in the Austrian League in scoring in 2011-12 with 66 points in 54 games for Villach... Led Villach in goals (27) and points during the regular season and was first on the team in 2013 playoff scoring with 11 points (3g, 8a) in seven games... Was tied for the first in the Austrian League in goals (38) and ranked third in points (84) in 54 games for Villach in 2013-14... Set Austrian League career highs in goals, assists (46), points and penalty minutes (50)... **2014-15:** Totaled 15 goals and 45 assists (60 points) in 55 games for Orebro of the Swedish Hockey League (SHL)... Was named the SHL's Forward of the Year and Most Valuable Player... Led Orebro in assists and points and was tied for the team lead in plus/minus (+18)... Had one assist in six playoff games as Orebro fell to Vaxjo in the opening round.

CAREER STATS

			REGULAR SEASON					PLAYOFFS				
YEAR	TEAM	LEAGUE	GP	G	A	TP	PIM	GP	G	A	TP	PIM
2003-04	Spokane	WHL	1	1	0	1	0	4	1	0	1	0
2004-05	Spokane	WHL	71	14	32	46	39	—	—	—	—	—
2005-06	Spokane	WHL	72	24	37	61	50	—	—	—	—	—
2006-07	Spokane	WHL	72	28	31	59	50	6	3	2	5	8
	Kalamazoo	UHL	3	0	2	2	0	13	4	1	5	8
2007-08	U. of Alberta	CIS	28	11	14	25	20	—	—	—	—	—
2008-09	U. of Alberta	CIS	25	16	19	35	16	—	—	—	—	—
2009-10	U. of Alberta	CIS	28	14	25	39	30	—	—	—	—	—
2010-11	U. of Alberta	CIS	28	17	30	47	18	—	—	—	—	—
2011-12	Szekesfehevar	Austria	50	25	24	49	20	6	1	3	4	6
2012-13	Villach	Austria	54	27	39	66	22	7	3	8	11	6
2013-14	Villach	Austria	54	38	46	84	50	—	—	—	—	—
2014-15	Orebro	Sweden	55	15	45	60	18	6	0	1	1	2
SHL Totals (1 Season)			55	15	45	60	18	6	0	1	1	2

(a) June 15, 2015—Signed by the Carolina Hurricanes as a free agent.



## CARTER SANDLAK

**Left Wing • Shoots Left**

**6'2" • 200 lbs.**

**5/18/93 • Vancouver, B.C.**

**Acquired: 12/6/13, Signed as a free agent**

**2014-15 Teams: Charlotte (AHL), Florida (ECHL)**

**Drafted: Undrafted**

### CAREER

Is in his second professional season after signing with the Hurricanes on a three-year, entry-level contract on 12/6/13... Totaled 122 points (59g, 63a) in 272 career Ontario Hockey League (OHL) games with Guelph, Belleville and Plymouth... Was teammates in Plymouth with fellow Hurricanes prospects Josh Wesley and Alex Nedeljkovic... His father, Jim Sandlak, spent 11 seasons in the NHL with Vancouver and Hartford and is currently a scout for the Anaheim Ducks... Spent the 2008-09 season with the London Jr. Knights minor midget team, scoring 13 goals and adding 18 assists (31 points) with 112 penalty minutes in 30 games played... Selected by Guelph in the first round, 11th overall, of the 2009 OHL Priority Selection... Completed his rookie season with Guelph in 2009-10, totaling 15 points (7g, 8a) in 61 games... Made his OHL debut vs. Saginaw (9/18/09)... Earned his first OHL point with an assist at Niagara (10/3/09)... Scored his first OHL goal at Owen Sound (11/7/09)... Had a career-high three assists vs. Plymouth (12/19/09)... Made his OHL playoff debut for the Storm, earning one assist in five games as Guelph fell to London... Split the 2010-11 season between Guelph and Belleville, totaling 13 goals and 10 assists (23 points)... Had his first career multi-goal game and added an assist in his debut with Belleville

at Peterborough (12/2/10)... Notched 13 points (6g, 7a) in 34 games during his third OHL season with Belleville in 2011-12... Scored 23 points (9g, 14a) and finished second among Bulls players with a career high 98 penalty minutes in 2012-13... Matched his career high with three points vs. Niagara (3/2/13)... Added two goals and five assists (7 points) in 15 playoff games as Belleville reached the 2013 Eastern Conference Final before falling to Barrie in seven games... Totaled an OHL career high 48 points (24g, 24a) in 61 games with the Plymouth Whalers in 2013-14, ranking third among Whalers skaters in goals (24) and assists (24), both career highs... Registered an OHL career-long, eight-game point streak from 10/12-10/30 (8g, 1a)... **2014-15:** Completed his first professional season, splitting the year between Charlotte (AHL) and the Florida Everblades (ECHL)... Ranked third among Checkers rookies in penalty minutes (69)... Made his professional debut in Charlotte's season opener at Milwaukee (10/10)... Scored his first pro goal, the eventual game winner, at Iowa (10/24)... Picked up a season-high 19 penalty minutes, including his first career fighting major vs. Connor Crisp, vs. Hamilton (11/2)... Reassigned to Florida for the first time on 3/24 and recorded two assists in his ECHL debut at Reading (3/25).

### CAREER STATS

YEAR	TEAM	LEAGUE	REGULAR SEASON					PLAYOFFS				
			GP	G	A	TP	PIM	GP	G	A	TP	PIM
2009-10	Guelph	OHL	61	7	8	15	59	5	0	1	1	13
2010-11	Guelph	OHL	22	4	3	7	25	—	—	—	—	—
	Belleville	OHL	34	9	7	16	44	4	0	1	1	7
2011-12	Belleville	OHL	34	6	7	13	52	6	0	2	2	6
2012-13	Belleville	OHL	60	9	14	23	98	15	4	3	7	34
2013-14 (a)	Plymouth	OHL	61	24	24	48	95	1	1	0	1	4
2014-15	Charlotte	AHL	44	2	2	4	69	—	—	—	—	—
	Florida	ECHL	3	0	3	3	14	—	—	—	—	—
<b>AHL Totals (1 Season)</b>			<b>44</b>	<b>2</b>	<b>2</b>	<b>4</b>	<b>69</b>	<b>—</b>	<b>—</b>	<b>—</b>	<b>—</b>	<b>—</b>

(a) Dec. 6, 2013—Signed a three-year, entry-level contract with the Carolina Hurricanes.



## JACOB SLAVIN

**Defenseman • Shoots Left**

**6'2" • 205 lbs.**

**5/1/94 • Erie, CO**

**Acquired: 2012 NHL Draft**

**2014-15 Team: Colorado College (NCHC)**

**Drafted: Carolina 2012 (6-120-4)**

### CAREER

Selected by the Hurricanes in the fourth round, 120th overall, in the 2012 NHL Draft...Begins his professional career in 2015-16 after signing a three-year, entry-level contract on 7/1/15... Had 42 points (10g, 32a) in 66 career collegiate games for Colorado College (NCHC)... Represented the United States at the 2014 World Junior Championship in Sweden, totaling two points (1g, 1a) and a plus-1 rating in five games... Completed his United States Hockey League (USHL) career with 64 points (9g, 55a) in 139 career United States Hockey League (USHL) games with the Chicago Steel... Played for the Colorado Thunderbirds prior to beginning his USHL career... Appeared in his first USHL season with Chicago in 2010-11, also spending time with the Colorado Thunderbirds' U-16 and U-18 squads... Netted one goal in 17 games with Chicago in 2010-11... Led all Steel defensemen and ranked tied for eighth among USHL blueliners in scoring with 30 points (3g, 27a) in 2011-12... Also ranked third among Chicago skaters and fifth among USHL defensemen in assists (27) in 2011-12... Completed his final USHL season with Chicago in 2012-13, leading Steel defensemen and ranking tied for sixth among USHL defensemen in scoring

with 33 points (5g, 28a)... Established USHL career highs in games played (62), goals (5), assists (28), points (33) and penalty minutes (33)... Named National Collegiate Hockey Conference (NCHC) Rookie of the Year after notching five goals and 20 assists (25 points) in 32 games during his freshman season at Colorado College in 2013-14... Also named to the 2013-14 NCHC All-Rookie Team and NCHC Second All-Star Team... Led all Tigers skaters in points and assists and was tied for 16th among all NCAA defensemen in scoring... Earned an assist in his collegiate debut vs. Minnesota-Duluth (10/18/13)... Netted his first college goal in his second game, vs. Minnesota-Duluth (10/19/13)... **2014-15:** Named to the NCHC First All-Star Team after totaling five goals and 12 assists (17 points) during his sophomore season at Colorado College... Led Tigers defensemen in assists and points and was tied for first in goals... Assisted on both Colorado College goals at Boston College (10/24)... Earned a career-high three points in consecutive games with a goal and two assists in wins at Connecticut (1/6) and vs. Omaha (1/20)... Matched his career high with two goals at Denver (2/21).

### CAREER STATS

YEAR	TEAM	LEAGUE	REGULAR SEASON					PLAYOFFS				
			GP	G	A	TP	PIM	GP	G	A	TP	PIM
2010-11	Chicago	USHL	17	1	0	1	10	—	—	—	—	—
2011-12 (a)	Chicago	USHL	60	3	27	30	12	—	—	—	—	—
2012-13	Chicago	USHL	62	5	28	33	6	—	—	—	—	—
2013-14	Colorado College	NCHC	32	5	20	25	11	—	—	—	—	—
2014-15	Colorado College	NCHC	34	5	12	17	2	—	—	—	—	—
<b>NCHC Totals (2 Seasons)</b>			<b>66</b>	<b>10</b>	<b>32</b>	<b>42</b>	<b>13</b>	<b>—</b>	<b>—</b>	<b>—</b>	<b>—</b>	<b>—</b>

(a) June 23, 2012—Selected by the Carolina Hurricanes in the 2012 NHL Draft. Sixth Hurricanes pick, 120th overall, fourth round.

(b) July 1, 2015—Signed a three-year, entry-level contract with the Carolina Hurricanes.





# SPENCER SMALLMAN

Right Wing • Shoots Right  
6'0" • 201 lbs.  
9/9/96 • Summerside, PEI

Acquired: 2015 NHL Draft  
2014-15 Team: Saint John (QMJHL)  
Drafted: Carolina 2015 (6-138-5)

## CAREER


Selected by the Hurricanes in the fifth round, 138th overall, at the 2015 NHL Draft... Has totaled 97 points (37g, 60a) in 174 career games with Saint John of the Quebec Major Junior Hockey League (QMJHL)... Born in Summerside, PEI, but considers Fredericton his home... Spent the 2011-12 season with the Fredericton Canadiens midget AAA team in New Brunswick, totaling 41 points (16g, 25a) in 34 games... Had 17 points (4g, 13a) in 10 playoff games as Fredericton advanced to the New Brunswick/Prince Edward Island final before falling to Moncton... Selected by Saint John in the fourth round of the 2012 QMJHL Entry Draft... Had six points (2g, 4a) in 42 games during his first QMJHL season with the Sea Dogs... Made his QMJHL debut vs. Rouyn-Noranda (10/12/12)... Earned his first QMJHL points with a pair of assists vs. Moncton (12/31/12)... Scored his first QMJHL goal Shawinigan (2/2/13)... Was fourth

among Saint John skaters in scoring in 2013-14 with 35 points (12g, 23a) in 66 games... Led the Sea Dogs in plus/minus (E)... **2014-15:** Completed his third QMJHL season with Saint John, ranking second among Sea Dogs skaters in points (56) and assists (33) and third in goals (23)... Had 16 multi-point games... Matched his career high for points in a game (3) with a goal and two assists vs. Moncton (10/18/14)... Had a career-long, seven-game point streak from 12/18-1/7 (7g, 3a)... Earned a career-high three assists vs. Cape Breton (1/23)... Had a career-long, six-game assist streak to conclude the regular season (3/6-3/20: 0g, 7a)... Earned points in 10 of the final 11 games of the season (2/20-3/20: 4g, 9a)... Registered four points (1g, 3a) in five playoff games as Saint John fell to Baie-Comeau in the opening round.

## CAREER STATS

REGULAR SEASON								PLAYOFFS				
YEAR	TEAM	LEAGUE	GP	G	A	TP	PIM	GP	G	A	TP	PIM
2011-12	Fredericton	NBPEI	34	16	25	41	4	10	4	13	17	2
2012-13	Saint John	QMJHL	42	2	4	6	14	4	0	0	0	0
2013-14	Saint John	QMJHL	66	12	23	35	42	—	—	—	—	—
2014-15 (a)	Saint John	QMJHL	66	23	33	56	73	5	1	3	4	4
<b>QMJHL Totals (3 Seasons)</b>			<b>174</b>	<b>37</b>	<b>60</b>	<b>97</b>	<b>129</b>	<b>9</b>	<b>1</b>	<b>3</b>	<b>4</b>	<b>4</b>

(a) June 27, 2015—Selected by the Carolina Hurricanes in the 2015 NHL Draft. Sixth Hurricanes pick, 138th overall, fifth round.



# LUKE STEVENS

Left Wing • Shoots Left  
6'3" • 195 lbs.  
2/11/97 • Bel Air, CA

Acquired: 2015 NHL Draft  
2014-15 Team: Nobles and Greenough (High-MA)  
Drafted: Carolina 2015 (5-126-5)

## CAREER

Was selected by the Hurricanes in the fifth round, 126th overall, at the 2015 NHL Draft... Had totaled 26 goals and 25 assists (51 points) in two seasons of prep hockey at Noble and Greenough School entering the 2015-16 season... Signed a letter of intent to attend Yale University beginning in the fall of 2016... His father, Kevin, won the Stanley Cup twice with the Pittsburgh Penguins and played 874 career NHL games with the Penguins, Bruins, Kings, Rangers and Flyers... Played two seasons at Duxbury (MA) High School before transferring to Noble and Greenough, in Dedham, MA... Attended the U.S. Select 15 Festival in July 2012... Totaled 15 goals and seven assists (22 points) in 28 games during his sophomore season at Nobles in 2013-14... Helped the Bulldogs reach the 2014 Elite Eight tournament before falling to Exeter in

the quarterfinals... Also played 11 games for the Cape Cod Whalers U16 team (MSHL), totaling 10 points (5g, 5a) in 11 games... **2014-15:** Scored 11 goals and added 18 assists (29 points) in 23 games during his junior season at Noble and Greenough... Missed time due to a shoulder injury... Helped Nobles earn a No. 3 seed in the Elite Eight tournament before falling to Gunnery... Also played 14 games with the Cape Cod Whalers U18 team, totaling 17 points (5g, 12a) in 14 games... Participated in the U.S. Select 17 Festival, earning four points (1g, 3a) in five games for Team White... Ranked 149th in NHL Central Scouting's final rankings prior to the 2015 NHL Draft.

## CAREER STATS

REGULAR SEASON								PLAYOFFS				
YEAR	TEAM	LEAGUE	GP	G	A	TP	PIM	GP	G	A	TP	PIM
2013-14	Noble and Greenough	High-MA	28	15	7	22	—	—	—	—	—	—
2014-15 (a)	Noble and Greenough	High-MA	23	11	18	29	—	—	—	—	—	—
<b>High-MA Totals (2 Seasons)</b>			<b>53</b>	<b>26</b>	<b>25</b>	<b>51</b>	<b>—</b>	<b>1</b>	<b>0</b>	<b>0</b>	<b>0</b>	<b>0</b>

(a) June 27, 2015—Selected by the Carolina Hurricanes in the 2015 NHL Draft. Fifth Hurricanes pick, 126th overall, fifth round.



## RASMUS TIRONEN

**Goaltender • Catches Left**

**6'3" • 209 lbs.**

**11/9/90 • Kirkkonummi, Finland**

**Acquired: 3/22/15, Signed as a free agent**

**2014-15 Teams: Merrimack (H-East), Charlotte (AHL)**

**Drafted: Undrafted**

### CAREER

Signed a one-year, entry-level contract with the Hurricanes on 3/22/15... Went 22-34-8 with a 2.45 goals-against average and .918 save percentage in 68 career collegiate games for Merrimack College (Hockey East)... Prior to beginning his North American career, he spent one season with HIFK Helsinki's U18 squad and two seasons with Espoo's U20 team... Had a 2.33 goals-against average and .902 save percentage for Espoo Jr. in 2008-09, as the Blues won the Finnish junior league championship... Completed his first season in North America in 2010-11, going 24-9-0 with a 2.41 goals-against average, a .908 save percentage and four shutouts with Topeka of the North American Hockey League (NAHL)... Went 5-4 with a 2.87 goals-against average in 10 playoff games as the Roadrunners topped Wichita Falls and Amarillo before being eliminated... Committed to Merrimack College in North Andover, MA, but did not play during his freshman season... Appeared in 12 games, going 3-6-2 with a 2.65 goals-against average and .904 save percentage and was named Hockey East Top Performer four times in 2012-13... Earned the starting role for the Warriors during his junior season 2013-14, going 7-14-3 with a 2.55

goals-against average and .908 save percentage... Named Hockey East Defensive Player of the Week on 1/13/14 and was a four-time Hockey East Top Performer... **2014-15:** Went 12-14-3 with a 2.40 goals-against average and .929 save percentage during his senior season for Merrimack College... Named to the Hockey East All-Star Honorable Mention squad as well as the All-HEBWA (Hockey East Broadcasters and Writers Association) Second Team... Selected as Hockey East's Goaltender of the Month in October, and earned Defensive Player of the Week honors three times... Matched a school record with 63 saves in a 2-1 overtime victory at Northeastern (3/7), helping the Warriors sweep their Hockey East playoff series against the Huskies... Made 90 saves in Merrimack's two games during the Hockey East quarterfinals, as the Warriors were eliminated by No. 3 Boston University... Joined Charlotte of the American Hockey League (AHL) after signing a one-year, entry-level contract with the Hurricanes... Made his professional debut with the Checkers vs. Rockford (4/12), making 32 saves to earn his first AHL victory.

### CAREER STATS

REGULAR SEASON									PLAYOFFS					
YEAR	TEAM	LEAGUE	GP	MIN	GA	SO	GAA	W-L-OT	GP	MIN	GA	SO	GAA	W-L
2010-11	Topeka	NAHL	36	1963	79	4	2.41	24-9-0	10	585	28	0	2.87	5-4
2011-12	Merrimack	H-East	DID NOT PLAY											
2012-13	Merrimack	H-East	12	702	31	0	2.65	3-6-2	—	—	—	—	—	—
2013-14	Merrimack	H-East	25	1390	59	1	2.55	7-14-3	—	—	—	—	—	—
2014-15 (a)	Merrimack	H-East	31	1801	69	2	2.30	12-14-3	—	—	—	—	—	—
	Charlotte	AHL	1	60	3	0	3.00	1-0-0	—	—	—	—	—	—
<b>H-East Totals (3 Seasons)</b>			<b>68</b>	<b>3893</b>	<b>159</b>	<b>3</b>	<b>2.45</b>	<b>22-34-8</b>	—	—	—	—	—	—

(a) March 22, 2015—Signed by the Carolina Hurricanes as a free agent.



## SERGEY TOLCHINSKY

**Left Wing • Shoots Left**

**5'8" • 170 lbs.**

**2/3/95 • Moscow, Russia**

**Acquired: 8/22/13, Signed as a free agent**

**2014-15 Team: Sault Ste. Marie (OHL)**

**Drafted: Undrafted**

### CAREER

Signed with the Hurricanes as a free agent on 8/22/13... Had 237 points (87g, 150a) in 189 career Ontario Hockey League (OHL) games with Sault Ste. Marie... Has represented Russia in a number of international tournaments... Won a gold medal at the 2012 World Under-17 Hockey Challenge, scoring a hat trick, including a shorthanded penalty shot, to lead Russia to a 7-4 win against the United States in the title game... Was named to the tournament's All-Star Team... Had four points (3g, 1a) and was plus-5 for Russia at the 2013 U18 World Junior Championship... Was tied for fifth among all skaters at the 2015 World Junior Championship in goals with four, helping Russia capture the silver medal... Also played for Russia at the 2012 U18 Five Nations Cup and the 2012 Ivan Hlinka Memorial Tournament... Spent the 2011-12 season with CKSA Moscow of the Russian Junior League (MHL), totaling 34 points (19g, 15a) and registering a plus-17 rating... Had four points (2g, 2a) in 15 MHL playoff games, as CKSA Moscow advanced to the 2012 Kharlamov Cup Final before falling to Omsk... Selected by Sault Ste. Marie in the first round (12th overall) of 2012 CHL Import Draft... Completed his first season in the OHL with Sault Ste. Marie in 2013-14, ranking second among OHL rookies in goals (26) and tied for third in points (51)... Scored his first OHL goal just 7:45 into his OHL debut vs. Plymouth (9/21/12)... Had points in eight of his first nine OHL games, including a two-goal effort vs. Kitchener (10/5/12)... Totaled four points (2g, 2a) in six 2013 OHL playoff games, as the Greyhounds fell to Owen Sound in the opening round... Led Sault Ste. Marie (OHL) in goals (31), assists (60) and points (91) in his second season with the Greyhounds in

2013-14... Ranked third in the OHL in assists and tied for ninth in points... Had 24 multi-point games, including six multi-goal games and 15 multi-assist efforts... Notched his first career OHL hat trick vs. Barrie (9/28/13)... Recorded a career-best, five-point game (2g, 3a) at Peterborough (10/19/13)... Totaled six points (2g, 4a) in nine 2014 playoff games, as the Greyhounds topped Owen Sound before being swept by Erie in the second round... Joined Charlotte (AHL) at the end of his junior campaign, and made his pro debut at Rockford (4/19/14)... **2014-15:** Completed his third OHL season with Sault Ste. Marie, leading the Greyhounds in points (95) and assists (65) in 61 games played... Ranked seventh in the OHL in assists and 11th in scoring... Was tied for sixth in the league in game-winning goals (6) and eighth in the league in plus/minus (+41)... Played for Russia at the 2015 World Junior Championship and in the Subway Super Series... For the second consecutive season, won the Greyhounds' Esposito Award as the team's top scorer and Dr. Bill Kelly Award for most gentlemanly player... Earned points in 47 of his 61 OHL games played, including multiple-point efforts in 32 of those games... Had at least three points in 14 games and registered four points in games at Plymouth (2/14: 1g, 3a) and vs. Kitchener (2/21: 0g, 4a)... His four assists vs. Kitchener (2/21) were a career high... Had a career-long, 11-game point streak from 2/11-3/6 (6g, 20a)... Named the OHL's Player of the Week on 2/16 after totaling eight points (3g, 5a) in three Greyhounds victories... Had 14 points (4g, 10a) in 14 OHL playoff games for Sault Ste. Marie as the Greyhounds advanced to the conference final before falling to Erie.

### CAREER STATS

			REGULAR SEASON					PLAYOFFS				
YEAR	TEAM	LEAGUE	GP	G	A	TP	PIM	GP	G	A	TP	PIM
2011-12	CKSA Moscow	Russia-Jr.	51	19	15	34	26	15	2	2	4	6
2012-13 (a)	Sault Ste. Marie	OHL	62	26	25	51	12	6	2	2	4	4
2013-14	Sault Ste. Marie	OHL	66	31	60	91	22	9	2	4	6	4
	Charlotte	AHL	1	0	0	0	0	—	—	—	—	—
2014-15	Sault Ste. Marie	OHL	61	30	65	95	10	14	4	10	14	2
OHL Totals (3 Seasons)			189	87	150	237	44	28	8	16	24	10

(a) Aug. 22, 2013—Signed by the Carolina Hurricanes as a free agent.



LUCAS WALLMARK

Center • Shoots Left  
6'0" • 176 lbs.  
9/5/95 • Umea, Sweden

Acquired: 2014 NHL Draft  
2014-15 Team: Lulea (SHL)  
Drafted: Carolina 2014 (5-97-4)

CAREER

Was selected by the Hurricanes in the fourth round (97th overall), of the 2014 NHL Draft... Totaled eight goals and 20 assists (28 points) in 93 career Swedish Hockey League (SHL) games entering the 2015-16 season... Has represented Sweden in eight international tournaments, beginning with the 2011 U18 Four Nations Tournament in Monthey, Switzerland... Won silver with Sweden at the 2011 Ivan Hlinka Tournament... Captured silver at the 2012 Four Nations Tournament in Ann Arbor, MI, and was named Sweden's Player of the Game in its gold-medal game loss to the United States... Totaled five points (1g, 4a) in five games at the 2013 Five Nations Tournament in Jonkoping, Sweden, and five points (3g, 2a) in five games at the 2013 U18 World Junior Championship... Captured bronze with Sweden at the 2012 Ivan Hlinka Tournament, notching seven points (3g, 4a) in five games... Ranked third among Swedish skaters at the 2014 World Junior Championship in Malmo, Sweden, with eight points (3g, 5a) as Sweden won the silver... Was tied for fifth among all skaters at the 2015 World Junior Championship in goals (4) as Sweden finished fourth in the tournament... Spent the 2010-11 and 2011-12 seasons in Skelleftea's system, notching 67 points (18g, 49a) in 36 games with Skelleftea's U18 team in 2010-11... Spent most of

2011-12 with Skelleftea's Junior squad, netting 11 goals and adding 26 assists (37 points) in 37 games... Dressed for two games with Skelleftea in the top Swedish league as a 17-year-old in 2012-13... Also totaled 16 points (5g, 11a) in 14 games for Skelleftea Jr. and earned 15 points (5g, 10a) in 23 games with Karlskrona in the Swedish second division... Spent the majority of the 2013-14 season with Lulea in the Swedish Hockey League, netting three goals and earning seven assists (10 points) in 41 SHL games... Also appeared in 11 games in the Swedish second division with Asploven in 2013-14, earning eight points (1g, 7a)... Netted his first SHL goal in his debut with Lulea vs. Linkoping (9/14/13)... Earned his first assist and had his first multi-point game (1g, 1a) at Leksands (11/23/13)... **2014-15:** Completed his first full SHL season with Lulea, totaling 18 points (5g, 13a) in 50 games... Ranked tied for sixth on the team in assists and tied for eighth in scoring... Had points in four of five games to open the season, including three multi-point efforts (9/10-9/25: 2g, 5a)... Totaled five points (0g, 5a) in nine playoff games as Lulea fell to Frolunda in the quarterfinals... Earned assists in five consecutive postseason contests (3/12-3/20: 0g, 5a).

CAREER STATS

REGULAR SEASON								PLAYOFFS				
YEAR	TEAM	LEAGUE	GP	G	A	TP	PIM	GP	G	A	TP	PIM
2010-11	Skelleftea U18	Swe-U18	36	18	49	67	18	2	1	0	1	0
2011-12	Skelleftea U18	Swe-U18	2	1	1	2	0	3	3	2	5	2
2012-13	Skelleftea Jr.	Swe-Jr.	37	11	26	37	14	3	1	2	3	4
	Skelleftea	SHL	2	0	0	0	0	—	—	—	—	—
	Karlskrona	Swe-2	16	5	5	10	4	—	—	—	—	—
2013-14 (a)	Skelleftea Jr.	Swe-Jr.	14	5	11	16	18	—	—	—	—	—
	Asploven	Swe-2	11	1	7	8	6	—	—	—	—	—
	Lulea	SHL	41	3	7	10	2	1	0	0	0	0
2014-15	Lulea	SHL	50	5	13	18	14	9	0	5	5	2
SHL Totals (3 seasons)			93	8	20	28	16	10	0	5	5	2

(a) June 28, 2014—Selected by the Carolina Hurricanes in the 2014 NHL Draft. Fifth Hurricanes pick, 97th overall, fourth round.



JOSH WESLEY

Defenseman • Shoots Right  
6'3" • 200 lbs.  
4/9/96 • Hartford, CT

Acquired: 2014 NHL Draft  
2014-15 Teams: Plymouth (OHL), Charlotte (AHL)  
Drafted: Carolina 2014 (4-96-4)

CAREER

Selected by the Hurricanes in the fourth round (96th overall) of the 2014 NHL Draft... Had 19 points (6, 13a) and 129 penalty minutes in 131 career Ontario Hockey League (OHL) games with Plymouth entering the 2015-16 season... Is teammates with fellow Hurricanes prospect Alex Nedeljkovic... Was the first product of the Carolina Junior Hurricanes youth hockey system to be drafted into the NHL... His father is former Hurricanes defenseman Glen Wesley... Represented the United States in the 2013 U17 World Hockey Challenge, earning two assists in six games as Team USA captured bronze... Scored seven goals and added six assists in 18 regular-season games for the Carolina Jr. Hurricanes in the North American Prospects Hockey League (NAPHL) 2011-12... Was selected by Plymouth in the fifth round (101st overall) in the 2012 OHL Priority Draft... Moved to Ann Arbor to join the United States National Team Development Program in 2012-13, totaling seven assists in 56 games... Totaled one goal and eight assists (9 points)

and 62 penalty minutes in 68 regular-season games during his rookie OHL season with Plymouth in 2013-14... Made his OHL debut at London (9/20/13)... Notched his first OHL point with an assist vs. Owen Sound (10/25/13)... Netted his first OHL goal vs. Mississauga (11/15/13)... Earned one assist in five OHL playoff games as the Whalers fell to Guelph in the opening round of the 2014 OHL playoffs... **2014-15:** Completed his second season with Plymouth in the OHL, establishing career highs in goals (5), assists (5), points (10) and penalty minutes (67)... Scored goals in consecutive games to start the season, including the game-winning goal in the opener at London (9/26)... Earned a pair of assists at London (12/12) for his only multi-point game of the season... Had points in three of four games from 12/30-1/9, including goals at Windsor (12/31) and vs. North Bay (1/9)... Joined Charlotte (AHL) after the OHL season and made his professional debut in the Checkers' 7-3 victory at Grand Rapids (4/18).

CAREER STATS

REGULAR SEASON								PLAYOFFS				
YEAR	TEAM	LEAGUE	GP	G	A	TP	PIM	GP	G	A	TP	PIM
2010-11	Car. Jr. Hurricanes	Bantam	37	16	18	34	14	—	—	—	—	—
2011-12	Car. Jr. Hurricanes	NAPHL	18	7	6	13	10	5	1	6	7	14
2012-13	USNTDP	USHL	38	0	1	1	14	—	—	—	—	—
	USNTDP	U-17	18	0	6	6	6	—	—	—	—	—
2013-14 (a)	Plymouth	OHL	68	1	8	9	62	5	0	1	1	2
2014-15	Plymouth	OHL	63	5	5	10	67	—	—	—	—	—
	Charlotte	AHL	1	0	0	0	0	—	—	—	—	—
OHL Totals (2 seasons)			131	6	13	18	129	5	0	1	1	2

(a) June 28, 2014—Selected by the Carolina Hurricanes in the 2014 NHL Draft. Fourth Hurricanes pick, 96th overall, fourth round.



Noah Hanifin shakes the hand of head coach Bill Peters after being selected fifth overall by the Carolina Hurricanes during Round One of the 2015 NHL Draft at BB&T Center on June 26, 2015 in Sunrise, Florida.

The Carolina Hurricanes selected nine players at the 2015 NHL Draft at the BB&T Center in Sunrise, FL, on June 26-27, 2015.

On Friday, June 26, the Hurricanes selected defenseman Noah Hanifin with the fifth overall selection. Hanifin, 18, completed his freshman season at Boston College in 2014-15, notching five goals and earning 18 assists (23 points) in 37 games played. The Boston, MA, native became the youngest player to ever skate with the Eagles when he played his first collegiate game at age 17 in October 2014. He finished the 2014-15 season ranked third in scoring among all National Collegiate Athletic Association (NCAA) freshmen defensemen, and was named a Hockey East Second Team All-Star. Hanifin also was a unanimous selection to the Hockey East Pro Ambitions All-Rookie Team, and represented Boston College as a Division I New England All-Star.

Prior to joining Boston College, Hanifin (6'3", 203 lbs.) played the 2013-14 season with the United States National Team Development Program (USNTDP) Under-17 team. He recorded 33 points (8g, 25a) in 45 games with the U-17 team, and also earned 13 points (2g, 11a) in 14 games with the U-18 team. Internationally, Hanifin captained Team USA to gold at the 2014 World Under-17 Challenge, and finished tied for second among tournament defenseman as the United States won gold at the 2014 International Ice Hockey Federation (IIHF) U-18 World Championship.

On Saturday, June 27, the Hurricanes selected eight more players and completed a pair of trades on day two of the 2015 Draft. Saturday's action began with the Hurricanes' acquisition of goaltender Eddie Lack from Vancouver in exchange for its third-round (66th overall) pick in 2015, and its seventh-round pick in 2016.

The team quickly followed that news by selecting right wing Sebastian Aho from Finland. Aho, 17, played the 2014-15 season with Kärpät of the Finnish Elite League, scoring four goals and earning seven assists (11 points) in 27 games. The Rauma, Finland, native also played in 10 games with Kärpät's junior team, notching one goal and earning nine assists in 10 games. Aho (5'11", 172 lbs.) competed for his home country in five different international tournaments last season, including the 2015 International Ice Hockey Federation (IIHF) World Junior Championship. He ranked tied for third among all skaters with five goals at the 2014 Ivan Hlinka Memorial, and ranked tied for second on Finland's team with seven points in the four-game tournament.

Having dealt its third-round pick in the Lack trade, Carolina waited until the fourth round to make its third selection of the draft, goaltender Callum Booth from the Quebec Remparts of the Quebec Major Junior Hockey League (QMJHL) with the 93rd pick. The Montreal, Que., native finished his second QMJHL season ranked sixth in the league with a 3.05 goals-against average and .900 save percentage. Booth (6'3", 199 lbs.) ranked ninth among QMJHL goaltenders with 23 wins in 41 appearances, and helped the Remparts to the second-best (40-25-3) record in the East Division.

With two fourth-round picks, the Hurricanes did not have to wait long to use the 96th overall pick on center Nicolas Roy from Chicoutimi of the QMJHL. The Amos, Que., native scored 16 goals and earned 34 assists (50 point) in 68 games in the 2014-15 season. In international play, Roy (6'4", 195 lbs.) captured gold with Canada at the 2014 Ivan Hlinka Memorial, and bronze at the 2015 U-18 IIHF World Junior Championship.



Nicolas Roy and Callum Booth pose after being selected 93rd and 96th overall by the Carolina Hurricanes during the 2015 NHL Draft at BB&T Center on June 27, 2015 in Sunrise, Florida.

Shortly after picking Booth and Roy, the Hurricanes announced their second trade of the day. The team acquired defenseman James Wisniewski from the Anaheim Ducks in exchange for goaltender Anton Khudobin.

In the fifth round, Carolina selected left wing Luke Stevens from Massachusetts high school team Noble and Greenough. The Bel Air, CA, native notched 11 goals and earned 18 assists (29 points) in 23 games in 2014-15. Stevens (6'4", 192 lbs.) is the son of two-time Stanley Cup champion Kevin Stevens.

Also in the fifth round, the Hurricanes selected right wing Spencer Smallman with the 138th overall pick. The Summerside, P.E.I., native notched 23 goals and earned 33 assists (56 points) in 66 games with Saint John of the QMJHL in 2014-15. Smallman (6'0", 184 lbs.) ranked second among Sea Dogs skaters in scoring and plus/minus (+17) as Saint John finished third in the Maritimes Division.

Carolina used its first of two sixth-round picks to take defenseman Jake Massie 156th overall from Kimball Union High School in New Hampshire. In 2014-15, the Montreal, Que., native notched five goals and earned 15 assists (20 points) with Kimball Union. Massie (6'0", 172 lbs.) is slated to play the 2015-16 season with Omaha of the United States Hockey League (USHL) before beginning his collegiate career at the University of Massachusetts Amherst in 2016-17.

Later in the sixth round, the Hurricanes returned to the New England high school ranks to take center David Cotton 196th overall. The Parker, TX, native completed the 2014-15 season with 27 goals and 42 assists (69 points) in 33 games for Cushing Academy in Massachusetts. Cotton (6'2", 200 lbs.) plans to play 2015-16 for Waterloo of the USHL before joining Boston College in 2016-17.

The Hurricanes used their final pick of the 2015 NHL Draft to select forward Steven Lorentz (6'3", 191 lbs.) from the Peterborough Petes of the Ontario Hockey League (OHL). The Kitchener, Ont., native had 16 goals and 21 assists (37 points) in 59 OHL games in 2014-15.

## Carolina Hurricanes 2015 NHL Draft Selections

Rd	Pick	Name	Ht.	Wt.	Pos.	Team (League)
1	5	Noah Hanifin	6'2"	203	D	Boston College (Hockey East)
2	35	Sebastian Aho	5'11"	172	RW	Kärpät (Finland)
4	93	Callum Booth	6'2"	199	G	Quebec (QMJHL)
4	96	Nicolas Roy	6'4"	195	C	Chicoutimi (QMJHL)
5	126	Luke Stevens	6'3"	192	LW	Noble & Greenough (Mass. HS)
5	138	Spencer Smallman	6'0"	184	RW	Saint John (QMJHL)
6	156	Jake Massie	6'0"	172	D	Kimball Union (N. Hamp. HS)
6	169	David Cotton	6'2"	200	C	Cushing Academy (Mass. HS)
7	186	Steven Lorentz	6'2"	191	C/LW	Peterborough (OHL)



# CHARLOTTE CHECKERS (AHL)

210 E Trade Street, Suite E480

Charlotte, NC 28202

Phone: 704/342-4423

Fax: 704/377-4595

Website: [gocheckers.com](http://gocheckers.com)

Colors: Red, Black and Silver

Home Arena (capacity): Bojangles Coliseum (8,600)

## DIRECTORY

Owner/CEO/Governor ..... Michael A. Kahn  
 Chief Operating Officer/Alternate Governor ..... Tera Black  
 Sr. VP of Hockey Business Operations ..... Derek Wilkinson  
 Director of Finance/Controller ..... Jamie Black  
 Head Coach ..... Mark Morris  
 Assistant Coach ..... Gordie Kinnear  
 Head Athletic Trainer ..... Brian Maddox  
 Head Equipment Manager ..... Steve Latin  
 Equipment Manager ..... Donny White  
 Vice President, Corporate Partnerships ..... Mary Grams  
 Director of Corporate Partnerships ..... Buzz Wilkie, Jeff Patterson  
 Director of Corporate Services ..... Greg Martin  
 Corporate Services Specialist ..... Megan Harman  
 Corporate Account Manager ..... Grady Garrison  
 Senior Vice President of Ticket Sales ..... Shawn Lynch  
 Director of Strategic Partnerships ..... Alice Garmon

Corporate Marketing Manager ..... Nick Ruocco, Jacob Simmons  
 Group Relations Specialist ..... Jen Yoger  
 Group Sales Coordinator ..... Kelsey Young  
 Group Sales Specialist ..... David Hill  
 Director of Operations ..... Adam Slechta  
 Fan Services Coordinator ..... Samantha Marshall  
 Personal Account Manager ..... Mike Gantzer, Bill Mutton  
 Vice President, Marketing and Creative Services ..... Eric Bridenstine  
 Vice President, Communications ..... Paul Branecky  
 Executive Director, CCF ..... Danielle Adkins  
 Director of Broadcasting/Voice of the Checkers ..... Jason Shaya  
 Manager of Community Relations and Fan Development ..... Amber Sersen  
 Manager of Communications ..... Nicholas Niedzielski  
 Producer of Creative Services ..... Ben Carter  
 Graphic Designer ..... Erica Skinner  
 Administrative and Community Specialist ..... Max Kahn

## 2015-16 SCHEDULE

DAY	DATE	OPPONENT	TIME
<b>OCTOBER</b>			
Saturday	10	at Iowa	8:00 PM
Sunday	11	at Iowa	6:00 PM
Friday	16	at Milwaukee	8:00 PM
Saturday	17	at Chicago	8:00 PM
Wednesday	21	at Grand Rapids	7:00 PM
Friday	23	at Grand Rapids	7:00 PM
Sunday	25	at Chicago	4:00 PM
Tuesday	27	at Rockford	8:00 PM
Thursday	29	at Lake Erie	7:00 PM
Saturday	31	at Lake Erie	7:00 PM
<b>NOVEMBER</b>			
Saturday	7	vs. Manitoba	7:05 PM
Sunday	8	vs. Manitoba	1:00 PM
Friday	13	vs. Milwaukee	7:30 PM
Saturday	14	vs. Milwaukee	7:30 PM
Friday	20	at Texas	8:30 PM
Sunday	22	at San Antonio	5:00 PM
Tuesday	24	vs. San Jose	7:00 PM
Wednesday	25	vs. San Jose	7:00 PM
Saturday	28	vs. Iowa	7:00 PM
Sunday	29	vs. Iowa	1:00 PM
<b>DECEMBER</b>			
Saturday	5	vs. Ontario	7:00 PM
Sunday	6	vs. Ontario	5:00 PM
Wednesday	9	at San Antonio	8:00 PM
Friday	11	at Texas	8:30 PM
Tuesday	15	vs. Iowa	7:00 PM
Thursday	17	vs. Iowa	7:00 PM
Saturday	19	vs. Lake Erie	7:00 PM
Sunday	20	vs. Lake Erie	1:00 PM
Monday	28	at San Jose	4:15 PM
Wednesday	30	at San Jose	4:15 PM
<b>JANUARY</b>			
Saturday	2	at Ontario	9:00 PM
Sunday	3	at Ontario	6:00 PM
Friday	8	at San Diego	10:05 PM
Saturday	9	at San Diego	10:05 PM
Tuesday	12	vs. Grand Rapids	7:00 PM
Wednesday	13	vs. Grand Rapids	7:00 PM
Saturday	16	vs. Manitoba	6:00 PM
Sunday	17	vs. Manitoba	4:30 PM

DAY	DATE	OPPONENT	TIME
<b>JANUARY (cont.)</b>			
Friday	22	vs. Chicago	8:00 PM
Saturday	23	vs. Chicago	6:00 PM
Wednesday	27	at Rockford	8:00 PM
Friday	29	at Iowa	8:00 PM
Saturday	30	at Iowa	1:30 PM
<b>FEBRUARY</b>			
Friday	5	vs. Lake Erie	7:00 PM
Saturday	6	vs. Lake Erie	7:00 PM
Monday	8	vs. San Antonio	7:00 PM
Wednesday	10	vs. San Antonio	7:00 PM
Friday	12	vs. San Diego	7:00 PM
Saturday	13	vs. San Diego	7:00 PM
Tuesday	16	at Milwaukee	8:00 PM
Friday	19	at Grand Rapids	7:00 PM
Saturday	20	at Grand Rapids	7:00 PM
Sunday	21	at Chicago	4:00 PM
Saturday	27	at Manitoba	8:00 PM
Sunday	28	at Manitoba	3:00 PM
<b>MARCH</b>			
Friday	4	vs. Grand Rapids	7:30 PM
Saturday	5	vs. Grand Rapids	7:30 PM
Tuesday	8	vs. Chicago	7:00 PM
Thursday	10	vs. Chicago	7:00 PM
Saturday	12	vs. Rockford	7:00 PM
Sunday	13	vs. Rockford	1:00 PM
Tuesday	15	at Rockford	8:00 PM
Friday	18	at Milwaukee	8:00 PM
Saturday	19	at Milwaukee	8:00 PM
Sunday	20	at Rockford	5:00 PM
Wednesday	23	at Chicago	8:00 PM
Saturday	26	at Manitoba	8:00 PM
Monday	28	at Manitoba	8:00 PM
<b>APRIL</b>			
Friday	1	vs. Texas	7:00 PM
Saturday	2	vs. Texas	7:00 PM
Tuesday	5	vs. Rockford	7:00 PM
Wednesday	6	vs. Rockford	7:00 PM
Saturday	9	vs. Milwaukee	7:00 PM
Sunday	10	vs. Milwaukee	12:00 PM
Thursday	14	at Lake Erie	7:00 PM
Friday	15	at Lake Erie	7:00 PM





## MARK MORRIS

HEAD COACH

Mark Morris, 57, is in his first season as head coach of the Hurricanes top minor-league affiliate, the Charlotte Checkers of the American Hockey League (AHL).

Morris spent the 2014-15 season as an assistant coach with the Florida Panthers. Prior to that, he spent eight seasons as the head coach of the AHL's Manchester Monarchs, compiling a career regular-season record of 338-224-66. He owns Manchester's franchise records for regular-season games coached (552), wins (338) and post-season wins (35), and his teams advanced to the Calder Cup playoffs in seven of his eight seasons. In his final season with Manchester in 2013-14, the Monarchs went 48-19-9.

During his time with the Monarchs, Morris coached a number of players who went on to successful NHL careers, including 13 players on the 2012 Stanley Cup champion Los Angeles Kings. Among the NHL players whose development was aided by Morris, either in the AHL or college, are Erik Cole, Willie Mitchell, Craig Conroy, Jonathan Quick, Alec Martinez, Kyle Clifford, Matt

Moulson, Brian Boyle, Tim Jackman and Teddy Purcell.

On the collegiate level, Morris led Clarkson University to a record of 306-156-42 in 504 career regular-season games, and a playoff record of 39-19-1. He holds Clarkson school records for wins, and is the only coach to compile more than 300 wins at both the collegiate and professional levels. The Golden Knights appeared in the NCAA tournament nine times in Morris' 14 years at Clarkson, advancing to the Frozen Four in 1991.

In addition to his head coaching positions, Morris gained experience as a special assistant coach and strength and conditioning coach with the Vancouver Canucks. He also served as an interim assistant coach with the Ontario Hockey League's Saginaw Spirit and in assistant coaching roles for Union College and St. Lawrence University. Originally from Massena, NY, Morris was a defenseman as a player, skating collegiately at Colgate before playing professionally for New Haven of the AHL and Dallas of the Central Hockey League.



## GEORDIE KINNEAR

ASSISTANT COACH

An assistant coach in the AHL since 2001, Geordie Kinnear has worked for the Carolina Hurricanes organization since 2007. He began his coaching career with Albany River Rats following an eight-year professional playing career and also served as a special assignment scout for the New Jersey Devils during the 2004-05 season.

After he played three seasons of junior hockey for the Peterborough Petes of the Ontario Hockey League, the New Jersey Devils drafted Kinnear in the seventh round (162nd overall) of the 1992 NHL Entry Draft. Beginning with the 1993-94 season, he skated with Albany for the first six years of his career, helping the team reach the playoffs each season. Over that time, he was a member of Albany's 1995 Calder Cup championship team,

appeared in four consecutive AHL All-Star Classics (1995-1999) and served as team captain for three seasons (1996-1999).

Kinnear signed with the Atlanta Thrashers as a free agent in August of 1999, making his National Hockey League debut by appearing in four games with Atlanta, posting a total of 13 penalty minutes. He split the 1999-2000 season between Atlanta and the Thrashers' IHL affiliate, the Orlando Solar Bears. After starting the 2000-01 season with Orlando, he was traded back to New Jersey on Nov. 6, 2000, and played 14 games with Albany before being forced to retire due to injury in December of 2000.

A defenseman originally from Simcoe, Ontario, Kinnear totaled 30 goals, 68 assists and 1,094 penalty minutes over the course of 406 career AHL games with Albany.



# FLORIDA EVERBLADES (ECHL)

Germain Arena  
11000 Everblades Parkway  
Estero, FL 33928  
Phone: 239/948-7825

Fax: 239/948-9299  
Website: floridaeverblades.com  
Colors: Navy Blue, Green, White

## DIRECTORY

President/General Manager	Craig Brush
Head Coach	Greg Poss
Assistant Coach	Tad O'Had
Executive Vice President of Business Development	Chris Palin
Director of Sales	Trent Ferguson
Director of Media and Broadcaster	Alex Reed
Game Night & Audio/Video Coordinator	Emily Davies
Game Day/Event Marketing Manager	Nichole Lovetro
Media Relations & Social Media Coordinator	Lexee Rogers
Senior Account Executive	Mike Kelly
Season Ticket Service Coordinator	Daltyn Murphey
Senior Group & Event Sales Executive	Amber Falde
Sales Associate	Joel Ringenberg, Carli Faust
Athletic Trainer	Chris Emrick
Equipment Manager	Henning Aagaard-Svensen
Assistant Equipment Manager	Dan Garman
Video Coordinator	Andy Amstutz

## 2015-16 SCHEDULE

DAY	DATE	OPPONENT	TIME	DAY	DATE	OPPONENT	TIME
<b>OCTOBER</b>				<b>JANUARY (cont.)</b>			
Friday	16	vs. Gwinnett	7:30 PM	Saturday	9	at Greenville	7:00 PM
Saturday	17	vs. Gwinnett	7:00 PM	Wednesday	13	vs. Brampton	7:30 PM
Wednesday	21	vs. Norfolk	7:30 PM	Friday	15	vs. Brampton	7:30 PM
Friday	23	at Gwinnett	7:35 PM	Saturday	16	vs. Brampton	7:00 PM
Saturday	24	at Gwinnett	7:05 PM	Friday	22	vs. Orlando	7:30 PM
Sunday	25	at Greenville	3:00 PM	Saturday	23	vs. Orlando	7:00 PM
Wednesday	28	vs. S. Carolina	7:30 PM	Friday	29	vs. Greenville	7:30 PM
Friday	30	vs. S. Carolina	7:30 PM	Saturday	30	vs. Greenville	7:00 PM
<b>NOVEMBER</b>				<b>FEBRUARY</b>			
Sunday	1	at Greenville	3:00 PM	Friday	5	at Gwinnett	7:35 PM
Tuesday	3	at S. Carolina	7:05 PM	Saturday	6	at S. Carolina	7:05 PM
Friday	6	at Orlando	TBD	Wednesday	10	vs. Orlando	7:30 PM
Saturday	7	at Orlando	TBD	Friday	12	vs. Elmira	7:30 PM
Wednesday	11	vs. S. Carolina	7:30 PM	Saturday	13	vs. Elmira	7:00 PM
Friday	13	vs. Idaho	7:30 PM	Wednesday	17	at Norfolk	7:15 PM
Saturday	14	vs. Idaho	7:00 PM	Friday	19	at Norfolk	7:30 PM
Wednesday	18	vs. Wheeling	7:30 PM	Saturday	20	at Norfolk	7:15 PM
Friday	20	vs. Wheeling	7:30 PM	Wednesday	24	vs. Orlando	7:30 PM
Saturday	21	vs. Wheeling	7:00 PM	Saturday	27	vs. S. Carolina	7:00 PM
Monday	23	at Orlando	TBD	Sunday	28	vs. S. Carolina	5:00 PM
Wednesday	25	at Colorado	9:05 PM	<b>MARCH</b>			
Friday	27	at Colorado	9:05 PM	Wednesday	2	vs. Toledo	7:30 PM
Saturday	28	at Colorado	9:05 PM	Friday	4	vs. Toledo	7:00 PM
<b>DECEMBER</b>				Saturday	5	vs. Toledo	7:00 PM
Wednesday	2	at Idaho	9:10 PM	Thursday	10	at Gwinnett	7:05 PM
Friday	4	at Idaho	9:10 PM	Friday	11	at Greenville	7:00 PM
Saturday	5	at Idaho	9:10 PM	Saturday	12	at Greenville	7:00 PM
Wednesday	9	vs. Reading	7:30 PM	Tuesday	15	at Gwinnett	7:05 PM
Friday	11	vs. Reading	7:30 PM	Friday	18	at S. Carolina	7:05 PM
Saturday	12	vs. Reading	7:00 PM	Saturday	19	at S. Carolina	7:05 PM
Friday	18	at S. Carolina	7:05 PM	Sunday	20	at Gwinnett	2:05 PM
Saturday	19	at S. Carolina	7:05 PM	Friday	25	vs. Greenville	7:30 PM
Sun	27	at Orlando	TBD	Saturday	26	vs. Greenville	7:00 PM
<b>JANUARY</b>				<b>APRIL</b>			
Friday	1	vs. Orlando	7:30 PM	Friday	1	vs. Gwinnett	7:30 PM
Saturday	2	at Orlando	TBD	Saturday	2	vs. Gwinnett	7:00 PM
Sunday	3	at Orlando	TBD	Thursday	7	at Orlando	TBD
Thursday	7	at Greenville	7:00 PM	Friday	8	at Orlando	TBD
Friday	8	at Greenville	7:00 PM	Saturday	9	vs. Orlando	7:00 PM



## **CRAIG BRUSH** PRESIDENT AND GENERAL MANAGER

Craig Brush, President of the Florida Everblades, along with partners Peter Karmanos and the late Thomas Thewes, founded the Everblades and Germain Arena in 1998. Brush, a native of Milton, Ontario, oversees all aspects of both the hockey club and the sports complex.

Since their inception in 1998, the Everblades have hosted more than 3 million fans, averaged more than 6,000 per game and have led the ECHL in attendance five times. Florida won its first Kelly Cup title in 2012, winning the Cup on home ice in front of a standing-room only crowd of 7,290 fans on May 23, 2012. Germain Arena and the Everblades hosted the 2003 Compuware/ECHL All-Star Game and have led the Kelly Cup Playoffs in attendance six times.

The Everblades have earned a post-season berth in 15 of the last 16 seasons in Southwest Florida. During the 2003-04

season, Florida captured the Eastern Conference title and made its first ever trip to the Kelly Cup Finals. After capturing the 2004-05 American Conference Championship, the Everblades became the first team in Kelly Cup history to make back-to-back trips to the Kelly Cup Finals. Florida was also awarded the regular-season championship Brabham Cup following the 1998-99 and 2008-09 seasons.

Brush played hockey for three seasons at Cornell University and was a member of the 1970 undefeated NCAA Championship team. He has also coached in the Compuware youth hockey program for many years.

Craig and his wife, Kyle, split time between Estero, Florida, and Birmingham, Michigan. The couple has three sons, Matt, Tyler and Patrick, and five grandchildren: Anna, Mary, Jane, Sloan and Brett.



## **GREG POSS** HEAD COACH

Poss, 49, enters his sixth season as head coach of the Florida Everblades, and is just the fourth head coach in the history of the franchise. In 2011-12, the Green Bay, WI, native led the Everblades to their first Kelly Cup title. During his five seasons with the Everblades, Poss has posted a coaching record of 201-121-38, along with a 29-18 postseason mark.

Poss came to Florida after serving as an assistant coach with the ECHL's Ontario Reign in 2009-10. Prior to joining the Reign, Poss spent eight seasons as a head coach in the German Elite League (DEL) with Iserlohn, Nuremberg and Mannheim. In 2006-07, he helped Mannheim become the first team in DEL history to finish in first place in the regular season, win the inter-league tournament and capture the league championship in the same year, after leading the club to a 35-9-8 record.

In addition to his club team experience, Poss has also gained experience in international competitions. In 2009, he served as an assistant coach with the USA Hockey team that finished second in the Deutschland Cup. In 2004 and 2005, Poss served as head

coach of the German Senior National teams that participated in the Deutschland Cup and 2005 IIHF World Championships. His first international coaching experience came in 2003, as an assistant coach for the American team that finished first in the Deutschland Cup. In 2004, he again served as an assistant coach for Team USA, as the Americans won bronze at the IIHF World Championships in Prague.

As a player, Poss played on the professional level for three seasons in the American Hockey League (AHL) and International Hockey League (IHL). In two seasons from 1989-91, Poss tallied 44 points (17g, 27a) and 103 penalty minutes in 109 games with the Maine Mariners (AHL). In 1991-92, Poss skated in 18 games with the Peoria Rivermen (IHL), earning five points (1g, 4a) and 41 penalty minutes before suffering a career-ending knee injury.

Prior to turning professional, Poss played four seasons at the University of Wisconsin from 1985-1989, posting 25 points in 101 career games.

# AFFILIATIONS HISTORY

## YEARLY AFFILIATIONS

YEAR	TEAM	COACH	GP	W	L	T/OT	OT/SOL	PTS	GF	GA	PCT
1979-80	Springfield Indians	Larry Kish	80	31	37	12		74	292	302	0.463
1980-81	Binghamton Whalers	Larry Kish	80	32	42	6		70	296	336	0.438
1981-82	Binghamton Whalers	Larry Kish	80	46	28	6		98	329	266	0.613
1982-83	Binghamton Whalers	John Cunneiff/Rick Ley	80	36	36	8		80	320	333	0.500
1983-84	Binghamton Whalers	John Cunneiff	80	33	43	4		70	359	388	0.438
1984-85	Binghamton Whalers	Larry Pleau	80	52	20	8		112	388	265	0.700
1985-86	Binghamton Whalers	Larry Pleau	80	41	34	5		87	316	290	0.544
1986-87	Binghamton Whalers	Larry Pleau	80	47	26	7		101	309	259	0.631
1987-88	Binghamton Whalers	Larry Pleau/Doug Jarvis	80	38	34	8		87	353	300	0.544
1988-89	Binghamton Whalers	Claude Larose	80	28	46	6		62	307	392	0.388
1989-90	Binghamton Whalers	Doug McKay	80	11	60	9		31	229	366	0.194
1990-91	Springfield Indians	Jim Roberts	80	43	27	10		96	348	281	0.600
1991-92	Springfield Indians	Jay Leach	80	43	29	8		94	308	277	0.588
1992-93	Springfield Indians	Jay Leach	80	25	41	14		64	282	336	0.400
1993-94	Springfield Indians	Joel Quenneville	80	29	38	13		71	309	327	0.444
1994-95	Springfield Falcons	Paul Gillis	80	31	37	12		74	299	289	0.463
1995-96	Springfield Falcons	Kevin McCarthy	80	42	27	11		100	272	215	0.594
1996-97	Springfield Falcons	Kevin McCarthy	80	41	27	12		96	268	229	0.588
1997-98	Beast of New Haven	Kevin McCarthy	80	38	35	7		85	256	239	0.519
1998-99	Beast of New Haven	Kevin McCarthy	80	33	35	12		78	240	250	0.488
1999-00	Cincinnati Cyclones	Ron Smith	82	44	30	8		96	244	246	0.585
2000-01	Cincinnati Cyclones	Ron Smith	82	44	29	9		97	267	258	0.591
2001-02	Lowell Lock Monsters	Ron Smith	82	41	25	11	3	96	229	209	0.585
2002-03	Lowell Lock Monsters	Ron Smith	82	19	51	7	3	48	175	275	0.293
2003-04	Lowell Lock Monsters	Ron Smith	80	32	36	6	6	76	208	242	0.475
2004-05	Lowell Lock Monsters	Tom Rowe	80	47	27	1	5	100	242	190	0.625
2005-06	Lowell Lock Monsters	Tom Rowe	80	29	37	6	8	72	222	257	0.450
2006-07	Albany River Rats	Tom Rowe	80	37	36		7	81	246	258	0.506
2007-08	Albany River Rats	Tom Rowe	80	43	30		7	93	213	198	0.581
2008-09	Albany River Rats	Jeff Daniels	80	33	40		7	73	219	258	0.456
2009-10	Albany River Rats	Jeff Daniels	80	43	29	3	5	94	244	231	0.588
2010-11	Charlotte Checkers	Jeff Daniels	80	44	27	2	7	97	265	243	0.606
2011-12	Charlotte Checkers	Jeff Daniels	76	38	29	3	6	85	209	214	0.559
2012-13	Charlotte Checkers	Jeff Daniels	76	42	26	4	4	92	227	202	0.605
2013-14	Charlotte Checkers	Jeff Daniels	76	37	36	1	2	77	228	241	0.507
2014-15	Charlotte Checkers	Jeff Daniels	76	31	38	6	1	69	172	231	0.454

YEAR	TEAM	COACH	STANDINGS
1979-80	Springfield Indians	Larry Kish	5th—N'rn Div.
1980-81	Binghamton Whalers	Larry Kish	3rd—S'rn Div.
1981-82	Binghamton Whalers	Larry Kish	1st—S'rn Div.
1982-83	Binghamton Whalers	John Cunneiff/Rick Ley	4th—S'rn Div.
1983-84	Binghamton Whalers	John Cunneiff	6th—S'rn Div.
1984-85	Binghamton Whalers	Larry Pleau	1st—S'rn Div.
1985-86	Binghamton Whalers	Larry Pleau	2nd—S'rn Div.
1986-87	Binghamton Whalers	Larry Pleau	2nd—S'rn Div.
1987-88	Binghamton Whalers	Larry Pleau/Doug Jarvis	4th—S'rn Div.
1988-89	Binghamton Whalers	Claude Larose	7th—S'rn Div.
1989-90	Binghamton Whalers	Doug McKay	7th—S'rn Div.
1990-91	Springfield Indians	Jim Roberts	1st—N'rn Div.
1991-92	Springfield Indians	Jay Leach	1st—N'rn Div.
1992-93	Springfield Indians	Jay Leach	4th—N'rn Div.
1993-94	Springfield Indians	Joel Quenneville	4th—N'rn Div.
1994-95	Springfield Falcons	Paul Gillis	5th—N'rn Div.
1995-96	Springfield Falcons	Kevin McCarthy	1st—N'rn Div.
1996-97	Springfield Falcons	Kevin McCarthy	2nd—N'rn Div.
1997-98	Beast of New Haven	Kevin McCarthy	3rd—NE Div.
1998-99	Beast of New Haven	Kevin McCarthy	5th—NE Div.
1999-00	Cincinnati Cyclones	Ron Smith	3rd—East Div.
2000-01	Cincinnati Cyclones	Ron Smith	3rd—East Div.
2001-02	Lowell Lock Monsters	Ron Smith	1st—N'rn Div.
2002-03	Lowell Lock Monsters	Ron Smith	5th—N'rn Div.
2003-04	Lowell Lock Monsters	Ron Smith	6th—Atl. Div.
2004-05	Lowell Lock Monsters	Tom Rowe	3rd—Atl. Div.
2005-06	Lowell Lock Monsters	Tom Rowe	5th—Atl. Div.
2006-07	Albany River Rats	Tom Rowe	4th—East Div.
2007-08	Albany River Rats	Tom Rowe	3rd—East Div.
2008-09	Albany River Rats	Jeff Daniels	7th—East Div.
2009-10	Albany River Rats	Jeff Daniels	2nd—East Div.
2010-11	Charlotte Checkers	Jeff Daniels	3rd—East Div.
2011-12	Charlotte Checkers	Jeff Daniels	3rd—Midwest Div.
2012-13	Charlotte Checkers	Jeff Daniels	2nd—West Div.
2013-14	Charlotte Checkers	Jeff Daniels	4th—West Div.
2014-15	Charlotte Checkers	Jeff Daniels	4th—West Div.

## PLAYOFF HISTORY

Missed the playoffs by one point  
Lost to Adirondack in the first round, 4-1  
Lost to New Brunswick in the Finals, 4-1  
Lost to Rochester in the first round, 4-1  
Missed the playoffs by 14 points  
Lost to Baltimore in the second round, 4-0  
Lost to St. Catharines in the first round, 4-2  
Lost to Rochester in the second round, 4-2  
Lost to Hershey in the first round, 4-0  
Missed the playoffs by 20 points  
Missed the playoffs by 61 points  
Won the Calder Cup  
Lost to Adirondack in the second round, 4-0  
Lost to Cape Breton in the third round, 2-0  
Lost to Adirondack in the first round, 4-2  
Missed playoffs on tie-breaking formula  
Lost to Portland in the second round, 4-2  
Lost to Hershey in the third round, 4-3  
Lost to Hartford in first round, 3-0  
Missed playoffs on tie-breaking formula  
Lost to Grand Rapids in East Div. finals, 4-1  
Lost to Orlando in first round, 4-1  
Lost to St. John's in first round, 3-2  
Missed the playoffs by 29 points  
Missed the playoffs by nine points  
Lost to Providence in the second round, 4-1  
Missed the playoffs by 20 points  
Lost to Hershey in the first round, 4-1  
Lost to Philadelphia in the first round, 4-3  
Missed the playoffs by 20 points  
Lost to Hershey in the second round, 4-0  
Lost to Binghamton in the third round, 4-0  
Missed the playoffs by one point  
Lost to Oklahoma City in the first round, 3-2  
Missed the playoffs by six points  
Missed the playoffs by 18 points

**MINOR LEAGUE AFFILIATE LEADING SCORER**

YEAR	TEAM	PLAYER	GP	G	A	PTS	PIM
1979-80	Springfield Indians	Jean Savard	78	28	43	71	60
1980-81	Binghamton Whalers	Ray Allison	74	31	39	70	81
1981-82	Binghamton Whalers	Bob Sullivan	74	47	43	90	44
1982-83	Binghamton Whalers	Ross Yates	77	41	84*	125*	28
1983-84	Binghamton Whalers	Ross Yates	68	35	73*	108	82
1984-85	Binghamton Whalers	Paul Gardner	64	51*	79*	130**	10
1985-86	Binghamton Whalers	Daryl Evans	69	40	52	92	50
1986-87	Binghamton Whalers	Mike Millar	61	45	32	77	38
1987-88	Binghamton Whalers	Mike Richard	72	46	48	94	23
1988-89	Binghamton Whalers	Terry Yake	75	39	56	95	57
1989-90	Binghamton Whalers	James Black	80	37	35	72	34
1990-91	Springfield Indians	Michel Picard	77	56*	40	96	61
1991-92	Springfield Indians	Shawn Evans	80	11	67	78	81
1992-93	Springfield Indians	Leonid Toropchenko	71	31	30	61	59
1993-94	Springfield Indians	Mike Tomlak	79	44	56	100	53
1994-95	Springfield Falcons	Robert Petrovicky	74	30	52	82	121
1995-96	Springfield Falcons	Iain Fraser	53	24	47	71	27
1996-97	Springfield Falcons	Juha Ylonen	70	20	41	61	6
1997-98	Beast of New Haven	Kevin Brown	67	28	44	72	65
1998-99	Beast of New Haven	Shane Willis	73	31	50	81	49
1999-00	Cincinnati Cyclones	Gilbert Dionne	81	34	49	83	88
2000-01	Cincinnati Cyclones	Greg Koehler	80	35	36	71	122
2001-02	Lowell Lock Monsters	Jeff Heerema	76	33	37	70	90
2002-03	Lowell Lock Monsters	Ryan Bayda	53	11	32	43	32
2003-04	Lowell Lock Monsters	Mike Zigomanis	61	17	35	52	56
2004-05	Lowell Lock Monsters	Eric Staal	77	26	51	77	88
2005-06	Lowell Lock Monsters	Keith Aucoin	72	29	56	85	68
2006-07	Albany River Rats	Keith Aucoin	65	27	72	99	108
2007-08	Albany River Rats	Jamie Johnson	79	21	37	58	28
2008-09	Albany River Rats	Jerome Samson (tied)	70	22	32	54	56
2009-10	Albany River Rats	Jerome Samson	74	37	41	78	66
2010-11	Charlotte Checkers	Zach Boychuk	60	22	43	65	48
2011-12	Charlotte Checkers	Chris Terry	74	16	43	59	67
2012-13	Charlotte Checkers	Chris Terry	70	25	35	60	40
2013-14	Charlotte Checkers	Zach Boychuk	69	36*	38	74	55
2014-15	Charlotte Checkers	Justin Shugg	65	21	22	43	28

\*Indicates an AHL Leading Figure

\*\*Indicates an AHL Record Figure





KIDS 'N COMMUNITY  
FOUNDATION  
"THE HEART OF THE HURRICANES"

## FOUNDATION ACTIVITIES AND FUNDRAISING EVENTS

### FOUNDATION DONATIONS

The Carolina Hurricanes Kids 'N Community Foundation strives to meet the educational, social, cultural and health-related needs of our community by offering unique resources and financial support to local youth-oriented organizations. Since its inception in 1997, the Kids 'N Community Foundation has donated more than \$12.5 million in cash grants and in-kind services.

During the 2014-15 season, the Kids 'N Community Foundation donated \$576,000 in cash to 29 different North Carolina children's charities and foundations. Each donation is required to meet the health and educational needs of children of under-served populations in our community. Specification of how the funds will be used and periodic updates on the progress of the programs are required for each agency.

### FOUNDATION FUNDRAISERS

The Kids 'N Community Foundation has increased its impact in the community thanks to unique and interactive fundraising opportunities for our fans. The Foundation's largest fundraisers of the season – the annual Casino Night, Golf Tournament, Skate with the Canes, 5K Race and the Hurricanes Alumni Game – combined for more than \$680,000 in charitable funds raised. The success of these events, as well as other fundraisers throughout the year, relies on support from fans and Hurricanes players, coaches, front office executives, broadcasters and staff who attend each major fundraiser.

Every home game features a silent auction showcasing autographed jerseys, equipment, photos and much more. The game-night auctions raised \$85,000 in 2014-15.

Other fundraisers during the regular season included the Carolina Ale House Points for Kids program, the Paper Heart & Magnet campaign, the We Love the Hurricanes Luncheon, 24-Hour Bike Challenge and the Holiday Mystery Items sales.

## COMMUNITY INITIATIVES

### PICK UP A BOOK AND READ

The Pick Up a Book and Read program works to get children in third, fourth and fifth grade excited about reading by giving them the opportunity to log their minutes read over a period of six weeks. Students who read are rewarded with prizes such as school visits, tickets and even autographed jerseys. During the 2014 - 2015 Pick Up a Book and Read program, over 1,900 students from 150 classrooms read over 3.8 million minutes. Each participating student received a certificate of accomplishment, and each student that read over 1500 minutes and 2500 minutes received a special prize. The five schools that read the most minutes were recognized with a visit from Stormy, Hurricanes alumnus Shane Willis, and members of the Community Relations department. The top twenty students in the program's annual essay contest and top nine overall top readers were invited to a recognition luncheon at PNC Arena hosted by radio play-by-play announcer Chuck Kaiton. Ron Hainsey and Stormy were on hand to celebrate the accomplishments of the students at the luncheon by presenting certificates and prizes.

### HOCKEY IS FOR EVERYONE INITIATIVE

The Capital City Crew completed its sixth full season as part of the NHL Hockey is for Everyone program. Thanks to grants from the Kids 'N Community Foundation, the NHLPA Goals and Dreams Foundation, the NHL Foundation, USA Hockey, PNC Bank, Lenovo, private sponsors, and equipment donations from the Community and Eric Staal, the Crew provides the full hockey experience at no cost to participants. The roster is made up of 45 kids, ages 8-14, from local Boys and Girls Clubs. The season consisted of 15 on-ice sessions which included practices and scrimmages and 15 sessions of the life skills program. Last year, a Capital City Crew session was hosted at PNC Arena and included special guests Rod Brind'Amour and Nathan Gerbe followed by a life skills lesson on technology sponsored by Lenovo. The season wrapped up with an awards dinner hosted by the Carolina Ale House, where John-Michael Liles was on hand to present trophies and take pictures with the players.

### CANES CARE

Canes Care is a community outreach program for full-time Carolina Hurricanes and PNC Arena staff. During the off-season, 35 staff members donated 234 hours of time to volunteer in the North Carolina community.

Staff volunteered at the following organizations: Food Bank of Central & Eastern NC, Museum of Life and Science, Kramden Institute, Autism Society, Boys and Girls Clubs of Wake County and Poe Center for Health Education.

### COMMUNITY WALKS

Each year, the Carolina Hurricanes form teams to participate in the Susan G. Komen Race for the Cure and the Triangle Heart Walk. The Canes with Heart team helped raise \$3,216 for the American Heart Association, while the Canes for a Cure team raised over \$1,000 for Susan G. Komen Triangle Race for the Cure in June 2015.

## TICKET PROGRAMS

### HURRICANES HEROES

Hurricanes Heroes is a program where tickets are donated to the community relations department by local businesses and season ticket holders. The tickets are then distributed by the Kids 'N Community Foundation to local children's charities and organizations at no cost. Over 500 tickets were donated to non-profit organizations in our community during the 2014-15 season.

### CHARITY DRIVES

The Carolina Hurricanes strive to make an impact on the community through charity drives throughout the season. The drives are to help local and state charities collect goods that will help them in their mission. Seven charity drives benefitted 13 different North Carolina charities, with donations varying from books for children to toiletries for military service men and women. Hurricanes fans are invited to participate by bringing the goods to support the various drives and the charities. These drives allowed Hurricanes fans to make giving back part of their game day experience.

- Caniac Carnival Blood Drive: The Hurricanes partnered with Rex Healthcare to host a blood drive during Caniac Carnival. The blood drive benefitted Rex Blood Services.
- Stock the Pantry Food Drive: The Stock the Pantry Food Drive was presented by Harris Teeter and benefitted the Food Bank of Central and Eastern North Carolina and the Inter-Faith Food Shuttle. Fans were invited to donate two non-perishable food items from Nov. 6 – Nov 13.
- Hurricanes Toy Drive: From Dec. 1 – Dec. 8, Hurricanes fans could donate new, unwrapped toys. Donations benefitted Friends of Wake County, Guardian Ad Litem, the Ronald McDonald House of Durham and the Ronald McDonald House of Chapel Hill.



## CHARITY DRIVES (CONT.)

- **Canes Book Drive:** Between January 12 and January 16, the Hurricanes collected new books for children age newborn to 18 years old. The books were donated to Book Harvest and Read and Feed.
- **Military Appreciation Drive:** In conjunction with Military Appreciation, the Hurricanes hosted a military drive to benefit the USO. Toiletries and wash cloths were collected to be given to soldiers returning home from deployment.
- **Diaper Drive:** Between February 16 and February 20, diapers for babies and toddlers were collected to benefit the Diaper Train of Wake County. Over 4,000 diapers were donated and were distributed to 85 children.
- **School Supply Drive:** During Summerfest from July 7 – July 11, fans heading in to Select a Seat, Prospects Camp and the Summerfest Celebration donated school supplies to be sent to StepUp Ministry and Student U. Over 1,000 school supplies were donated by Hurricanes fans.



## PLAYER EFFORTS

### ERIC'S ENTOURAGE

For the past nine years, Carolina Hurricanes Captain Eric Staal and his wife, Tanya, have donated a 12-person, all-inclusive luxury suite every home game for different non-profit children's organizations. In the 2014-15 season, thirty six different children's non-profits visited the suite and were recognized as Eric's Entourage during the games. In addition to enjoying a hockey game VIP style, each child received an Eric's Entourage t-shirt autographed by Eric Staal.

### CAM'S CHAMPS

Cam Ward and his wife, Cody, continued their support of special needs athletes through an all-inclusive charity suite, Cam's Champs. Different athletes from different groups focusing on athletics were Cam's Champs for each night, giving them the special opportunity to experience a hockey game. Some of the visitors from the suite included athletes from: Spare Some for Autism, Triangle Special Hockey, Eastern North Carolina School for the Deaf, and more.

### ST. BALDRICK'S

The Carolina Hurricanes players, staff and fans once again raised funds and awareness for the St. Baldrick's Foundation in 2014-15. On March 17, 2015, professional barbers from corporate partner Sports Clips were on hand to shave heads on PNC Arena's front lawn. In exchange for losing their locks, fans received two tickets to the game that night. There were a total of 140 fans that shaved their heads, and \$39,806 was raised for the St. Baldrick's Foundation.

## APPEARANCES

Each season, the Carolina Hurricanes partner with charitable organizations to host community days with our players to give back to deserving organizations.

**Oct. 30** – Zach Boychuk and Chris Terry visited GOAL Grant recipient YMCA of the Triangle's Y Learning site in Durham. The students watched a video about the science of hockey and then joined the players outside for a shooting and saving drill. Boychuk and Terry gave tips on the best method to shoot and helped the kids keep track of how many shots they took and how many they made as well as saved. The students then calculated their shooting and save percentage. They were then able to ask the players questions about their playing careers and take photos and get autographs.

**Nov. 24** – Brad Malone and Victor Rask visited the Helping Hand Mission as part of our annual Turkey Partnership. Through this partnership, the Hurricanes donated and distributed 50 turkeys to families for Thanksgiving. The Helping Hand Mission assists families on a one-on-one basis with food, clothing, furniture, and shelter and their mission to provide relief and support to needy families.

**Dec. 17** – Our annual Holiday Community Day consists of a shopping trip with a few of our players who are paired up with a student from Durham Nativity School. This year Anton Khudobin, Zach Boychuk, Chris Terry, Justin Faulk and Brett Bellemore helped their students select and purchase presents for their families and a special present for themselves for the holidays. The mission of Durham Nativity School is to provide a tuition-free, enriched learning environment and an eleven-year support system for middle school boys in Durham. The Kids 'N Community Foundation awarded a Game Changer grant to the school for scholarships in 2015. That same day in Durham, Jay Harrison and Ron Hainsey joined students served through the East Durham Children's Initiative at the outdoor ice rink at American Tobacco Campus. EDCI serves the children within a 120-block area of East Durham and provides services from cradle to college or career – they are a GOAL Grant recipient of the Kids 'N Community Foundation.

**Jan. 28** – Elias Lindholm visited the students at John Avery Boys and Girls Club and assisted the kids with some literacy and hockey drills. This event highlighted the collaboration between the Hill Center and the club through a GOAL grant from the Kids 'N Community Foundation. The students worked together in a game of word scramble using hockey terms and the winners competed for the chance to shoot against Lindholm in a street hockey shoot out.

**Feb. 9** – At the end of each Capital City Crew season, a Hurricanes player joins the crew to celebrate the season at the Carolina Ale House. This year, John-Michael Liles presented trophies to each player and was on hand to sign autographs and take a photo. The Capital City Crew receives funding from the Kids 'N Community Foundation to offer a free learn-to-play hockey program to the members of the Wake County Boys and Girls Clubs.

**Feb. 11** – Every season, the Carolina Hurricanes players take a day to visit patients at local hospitals. This season, the guys went to Rex, UNC Children's Hospital, Duke Children's Hospital and WakeMed Children's Hospital to take photos and sign autographs. They visit patients in their rooms and offer wishes of getting better soon. As a gift from the NHL and NHLPA, the players also gave blankets to the patients.

# COMMUNITY RELATIONS

## FAN DEVELOPMENT

### STORMY

When he's not entertaining friends at PNC Arena, the Carolina Hurricanes' mascot, Stormy, takes his act on the road to share hockey fun with others. The loveable ice hog makes appearances in the Triangle and surrounding communities at schools, community events, churches, hospitals, birthday parties, awareness walks and other non-profit events throughout the year. From interacting with fans during games to cutting up on the ice, Stormy is a key part of the Canes game day experience.

### MYEYEDR. STORM SQUAD

The MyEyeDr. Storm Squad was the first, and continues to be one of the best fan development teams in the NHL. Their presence at games and in the community has not only made them a key component of the organization, but throughout North Carolina. At home games members add to the experience by interacting with fans on the concourse, visiting suites, aiding in promotions and helping with a number of initiatives that benefit our community. Out in the community the Storm Squad is active at awareness walks and charity golf tournaments, as well as community festivals and fundraising events. Last year they were found at over 115 events in the community.

The Storm Squad also host a Junior Storm Squad clinic for girls ages 7-13. During the day long clinic, the Junior Storm Squad got to spend the day participating in activities focusing on the importance of leadership, perseverance, community service and self-confidence. At the end of the day, it is game time and the Junior Storm Squad gets to show off all of the signature MyEyeDr Storm Squad moves and cheers they learned for the fans in the crowd.

### KIDS CLUB

The Hurricanes Hockey Kids Club has been inducting young fans into the Canes family for eight seasons. Striving to develop a strong passion for hockey at a young age so children will grow up to be lifelong fans, this club presents members with opportunities such as exclusive merchandise, ticket deals, access to member-only parties, and autograph sessions with players. Kids, ages 12 and under, can join the club led by the Hurricanes mascot Stormy to get in on the fun.



## CYAH - CANES YOUTH AND AMATEUR HOCKEY

In an effort to strengthen our involvement in the local youth and amateur hockey community, the Carolina Hurricanes created Canes Youth and Amateur Hockey (CYAH) during the 2006-07 season. CYAH continues to have a presence in, and provide sponsorship to, the local community in order to grow youth hockey at all skill levels. The number of local youth hockey players has increased ten-fold since the program's inauguration, and the numbers continue to climb.

With the lead of former Hurricane Shane Willis, the CYAH program has steadily increased its initiatives and investments in local youth hockey over the past year. CYAH utilizes hockey to build personal character and foster teamwork and dedication in young players. It has promoted interest in youth and amateur hockey programs throughout the state of North Carolina, and hosted many major in-house hockey clinics each season.



CANES YOUTH & AMATEUR HOCKEY

### JUNIOR HURRICANES

Now entering its ninth season, the Junior Hurricanes program is coming off another successful campaign. The Junior Hurricanes program (RYHA) included teams at the AAA, AA and A levels. The Jr. Hurricanes were extremely proud that RYHA alumnus, Josh Wesley, was drafted in the fourth round of the 2014 NHL Draft to the Carolina Hurricanes. With a number of players moving on to top junior programs in Canada and the United States, the Jr. Hurricanes remain committed to developing young players and giving them every opportunity to succeed at the next level. In February 2011, the Junior Hurricanes 12U AA team won the Quebec International Pee Wee Hockey Tournament, B division. This past season, the Junior Hurricanes Tier 1 U16 AAA team qualified for their respective USA Hockey Tier 1 National Tournament.

### FAULK, CANES PARTNER ON GRASSROOTS PROGRAM

Shane Willis, Youth and Amateur Hockey Coordinator for the National Hockey League's Carolina Hurricanes, announced on Oct. 31, 2014, that Hurricanes defenseman Justin Faulk had joined the team and the Polar Ice House in multiple programs designed to support the growth of youth hockey in North Carolina.

Faulk and the Hurricanes are involved in two programs to help introduce kids to hockey – Learn to Play and First Goal. The First Goal program is a four-week course that provides an introduction to try hockey at a minimal expense. Upon completion of the First Goal program, participants may progress to Learn to Play, an eight-week program that teaches the fundamentals of the sport. All players completing either program receive special Justin Faulk t-shirts upon graduation. Players completing the Learn to Play Program also receive a youth hockey stick.

After completing Learn to Play, participants are invited to join the Hurricanes House League, open to players from ages 5-18. The Hurricanes House League is designed to not only provide a quality competitive player experience, but also to develop and maintain standards of player safety and growth potential.

### IN-SCHOOL HOCKEY CLINICS

At the end of its eleventh consecutive year, the in-school hockey clinic partnership that the Carolina Hurricanes has with Wake County Public School System tallied visits to 35 schools for clinics, teaching over 10,000 local students how to play hockey. These clinics combine hockey education and character building activities that focus on teamwork, leadership and sportsmanship. Students who attended the clinics were always excited to learn a new sport, and the opportunity to promote hockey among local youth directly aligns with CYAH's initiatives.

## JUNIOR HURRICANES PEE WEE QUEBEC TOURNAMENT

Over 13 years, the Hurricanes have provided countless memories for more than 200 young men and women who have been a part of this one-of-a-kind tournament. The tournament takes place in Quebec City over 12 days, during which participants are exposed to culture as well as competition, staying with French-speaking families and learning about the French Canadian way of life. The Quebec Pee-Wee Tournament has produced an amazing number of future NHL hockey players. The list includes Hall of Fame players Mark Messier, Mario Lemieux and Ron Francis, along with current Carolina Hurricanes like Jeff Skinner.

In 2015, the Junior Hurricanes spent their fourth season in the "AA" division. The Junior Hurricanes were moved up a division following the team's historic play a few years ago.

The February 2011 tournament proved to be one of the most exciting for the program, as the 11- and 12-year-old team won their bracket for the first time. The team posted a 6-0 record in the International-B tournament, outscoring their opponents 32-6, and boasted eight of the top ten scorers in the division. That year, the Junior Hurricanes earned major victories against competition from Salt Lake City, England, Canada, Colorado, Anaheim and Switzerland.

## RALEIGH YOUTH HOCKEY ASSOCIATION PARTNERSHIP

A new youth hockey partnership was formed on March 22, 2007, as Canes Youth and Amateur Hockey (CYAH) joined together with the Raleigh Youth Hockey Association (RYHA). The partnership allowed the Hurricanes to lend their name, insight and marketing abilities to RYHA. RYHA also received a grant from the Kids 'N Community Foundation that allows for scholarships to be provided at all three levels of competition.

## POLAR ICE HOUSE

The Carolina Hurricanes announced a new sponsorship with the Polar Ice House in 2014-15. The sponsorship focuses on programming that offers players of all skill levels the opportunity to learn, train and grow in a competitive, organized environment at the Cary, Wake Forest and Garner Polar Ice House locations. The goal is to continue to support the growth of the sport locally and encourage kids to lace up their skates and get out on the ice.

## TRIANGLE SPECIAL HOCKEY ASSOCIATION

The Carolina Hurricanes are proud sponsors of the CAT5CANES, a local hockey program that helps bring the sport to physically and mentally disabled kids at no cost to their families. Entering its sixth season the CAT5CANES has grown from seven players in its first season to more than 80. Initially providing a place for the kids to learn to skate and try the sport, the program took a team to a National Tournament in Maryland in April 2010 and has not looked back since. In addition to the local program, CAT5CANES has helped start similar programs in neighboring cities. Triangle Special Hockey is also proud to offer a sled hockey program for mobility impaired players that is open to players of all ages and continues to attract more participants each year. For more information, visit <http://www.trianglespecialhockey.org/>.

## SPEAKER'S BUREAU

The Carolina Hurricanes receive numerous speaker requests each year from community groups and organizations, clubs, professional organizations and schools. In order to fulfill as many requests as possible, the Speakers' Bureau is available for requests. Potential speakers include television play-by-play announcer John Forslund, Hall of Fame radio play-by-play announcer Chuck Kaiton, television color analyst Tripp Tracy, Executive Vice President and General Manager of PNC Arena Davin Olsen and members of the Hurricanes Alumni group. Members often visit a variety of local civic groups, professional organizations, youth groups, schools and universities. These speakers often highlight their own experiences with the team, relating it to a specific speaking engagement topic.









# OPPONENTS

2015-16 Opponents with Current Player, Team Information and Series Records





# ANAHEIM DUCKS

## 2015-16 SCHEDULE

11/16/15.....at CAR.....7 p.m.  
12/11/15.....at ANA.....10 p.m.

## HURRICANES vs. ANAHEIM

ALL-TIME:.....GP: 30.....13-12-5.....GF: 83.....GA: 81  
at home:.....GP: 15.....9-4-2.....GF: 39.....GA: 30  
on road:.....GP: 15.....4-8-3.....GF: 44.....GA: 51  
in overtime:.....GP: 7.....1-4-2

Owners.....Henry and Susan Samuelli  
Executive vice president/General manager.....Bob Murray  
Head coach.....Bruce Boudreau  
Assistant coaches.....Paul MacLean, Trent Yawney, Scott Niedermayer  
Goaltending consultant.....Dwayne Roloson  
Director of media & communications.....Alex Gilchrist  
Media and communications manager.....Steve Hoem  
Media and communications associate.....Keren Lynch  
General office.....714/940-2900

Inaugural season.....1993-94  
Stanley Cup titles.....1 (2007)  
Home ice.....Honda Center (1993)  
Building capacity.....17,174  
2014-15 record.....51-24-7  
AHL affiliate.....San Diego Gulls

## SERIES RECORDS

Winning streak.....3 (2x).....Last: 12/6/2005-10/19/2008  
Losing streak.....4.....Last: 2/9/2003-2/4/2004  
Unbeaten streak.....5.....11/29/1998-2/8/2002  
Goals scored.....6.....12/6/2005 (W, 6-2)  
Goals allowed.....6 (2x).....Last: 1/31/1997 (L, 3-6)  
Goals, both teams.....9 (4x).....Last: 2/3/2015 (OT, 4-5)  
Current CAR streak.....1 loss / Winless in 3 straight games  
Current ANA streak.....3 wins / Points in 6 straight games

## LAST TRANSACTION

6/27/2015 CAR acquired James Wisniewski from ANA in exchange for Anton Khudobin.

## 2014-15 SERIES RECAP

### DUCKS WIN SEASON SERIES: 2-0-0 (HURRICANES: 0-1-1)

At CAROLINA HURRICANES  
12 Feb '15 Hurricanes 1 Ducks 2  
Attend 11,991 Goaltenders Ward vs. Gibson  
Winning Goal Matt Beleskey

At ANAHEIM DUCKS  
03 Feb '15 Hurricanes 4 Ducks 5 (OT)  
Attend 16,274 Goaltenders Khudobin vs. Andersen  
Winning Goal Ryan Getzlaf

## SERIES STATISTICS

HURRICANES SPECIALTY TEAMS  
Power Play.....1-7.....14.3%  
Penalty Killing.....4-5.....80.0%  
DUCKS SPECIALTY TEAMS  
Power Play.....1-5.....20.0%  
Penalty Killing.....6-7.....85.7%

HURRICANES LEADING SCORERS  
GP G A TP +/- PM  
Alexander Semin 2 1 1 2 0 0  
John-Michael Liles 2 0 2 2 2 0  
DUCKS LEADING SCORER  
GP G A TP +/- PM  
Corey Perry 2 2 2 4 3 0

## GOALTENDING

HURRICANES  
GP Min W-L-OT SO GA SA SV GAA SV%  
Cam Ward 1 58 0-1-0 0 2 17 15 2.05 .882  
Anton Khudobin 1 61 0-0-1 0 5 31 26 4.94 .839

DUCKS  
GP Min W-L-OT SO GA SA SV GAA SV%  
John Gibson 1 60 1-0-0 0 1 36 35 1.00 .972  
Frederik Andersen 1 61 1-0-0 0 4 32 28 3.95 .875

## ALL-TIME SEASON SERIES RECORDS

YEAR	OVERALL	HOME	ROAD	YEAR	OVERALL	HOME	ROAD	YEAR	OVERALL	HOME	ROAD
1993-94	0-2-0	0-1-0	0-1-0	2000-01	1-0-1-0	1-0-0-0	0-0-1-0	2008-09	1-1-0	0-1-0	1-0-0
1994-95	Did not play	Did not play	Did not play	2001-02	1-0-0-0	0-0-0-0	1-0-0-0	2009-10	0-1-0	0-0-0	0-1-0
1995-96	2-0-0	1-0-0	1-0-0	2002-03	0-2-0-0	0-1-0-0	0-1-0-0	2010-11	1-0-0	1-0-0	0-0-0
1996-97	1-1-0	1-0-0	0-1-0	2003-04	0-2-0-0	0-1-0-0	0-1-0-0	2011-12	0-0-2	0-0-1	0-0-1
1997-98	2-0-0	1-0-0	1-0-0	2005-06	1-0-0	0-0-0	1-0-0	2012-13	Did not play	Did not play	Did not play
1998-99	1-1-0	1-0-0	0-1-0	2006-07	1-0-0	1-0-0	0-0-0	2013-14	1-1-0	1-0-0	0-1-0
1999-00	0-0-1-0	0-0-1-0	0-0-0-0	2007-08	Did not play	Did not play	Did not play	2014-15	0-1-1	0-1-0	0-0-1

## ALL-TIME SEASON GAME RESULTS (\*Overtime \*\*Shootout)

1/14/1994 L 3-6 at ANA	12/30/1997 W 2-1 ANA	2/11/2001 T 2-2* at ANA	12/6/2005 W 6-2 at ANA	2/8/2012 OT 2-3* at ANA
3/26/1994 L 2-3 ANA	3/8/1998 W 3-1 at ANA	2/8/2002 W 4-1 at ANA	12/29/2006 W 4-2 ANA	2/23/2012 OT 2-3** ANA
10/11/1995 W 3-2 ANA	11/11/1998 L 4-5* at ANA	2/9/2003 L 1-2 at ANA	10/19/2008 W 3-1 at ANA	11/15/2013 W 3-2** ANA
2/2/1996 W 4-3 at ANA	11/29/1998 W 3-1 ANA	2/23/2003 L 0-4 ANA	11/30/2008 L 1-4 ANA	3/2/2013 L 3-5 at ANA
10/24/1996 W 4-1 ANA	1/7/2000 T 4-4* ANA	12/31/2003 L 1-3 ANA	11/25/2009 L 2-3 at ANA	2/3/2015 OT 4-5* at ANA
1/31/1997 L 3-6 at ANA	1/14/2001 W 4-0 ANA	2/4/2004 L 2-3 at ANA	12/18/2010 W 4-2 ANA	2/12/2015 L 1-2 ANA



# ARIZONA COYOTES

## 2015-16 SCHEDULE

12/6/15.....at CAR.....5 p.m.  
12/12/15.....at ARI.....9 p.m.

## HURRICANES vs. ARIZONA

ALL-TIME: GP: 72.....35-29-8 GF: 248 GA: 231  
at home: GP: 36.....16-14-6 GF: 117 GA: 106  
on road: GP: 36.....19-15-2 GF: 131 GA: 125  
in overtime: GP: 12.....5-1-6

Majority owner, chairman & governor..... Andrew Barroway  
Executive vice president, general manager and alt. governor..... Don Maloney  
Head coach..... Dave Tippett  
Associate coach..... Jim Playfair  
Assistant coach..... Newell Brown  
Goaltending coach..... Jon Elkin  
Vice president of communications..... Rich Nairn  
Director of media relations..... Chris Wojcik  
Media relations coordinator..... Greg Dillard  
General office..... 623/772-3200

Inaugural season..... 1972-73 (Winnipeg WHA); 1979-80 (NHL);  
..... 1996-97 (Phoenix - name changed to Arizona, 2014-15)  
Stanley Cup titles..... None  
Home ice..... Gila River Arena (2003)  
Building capacity..... 17,125  
2014-15 record..... 24-50-8  
AHL affiliate..... Springfield Falcons

## 2014-15 SERIES RECAP

### HURRICANES WIN SEASON SERIES SERIES: 2-0-0 (COYOTES: 0-1-1)

At CAROLINA HURRICANES Attend Goaltenders Winning Goal  
01 Nov '14 Hurricanes 3 Coyotes 0 10,870 Ward vs. Smith Elias Lindholm

### SERIES STATISTICS

HURRICANES SPECIALTY TEAMS  
Power Play.....1-6..... 16.7%  
Penalty Killing.....3-3..... 100.0%

COYOTES SPECIALTY TEAMS  
Power Play.....0-3..... 0.0%  
Penalty Killing.....5-6..... 83.3%

### GOALTENDING

HURRICANES	GP	Min	W-L-OT	SO	GA	SA	SV	GAA	SV%
Cam Ward	2	125	2-0-0	1	1	54	53	0.48	.981

At ARIZONA COYOTES Attend Goaltenders Winning Goal  
05 Feb '15 Hurricanes 2 Coyotes 1 (SO) 12,649 Ward vs. Smith (Elias Lindholm)

### HURRICANES LEADING SCORERS

	GP	G	A	TP	+/-	PM
Elias Lindholm	2	2	0	2	2	0
Justin Faulk	2	0	2	2	1	2

### COYOTES LEADING SCORERS

	GP	G	A	TP	+/-	PM
David Moss	1	1	0	1	0	0
Kyle Chipchura	2	0	1	1	0	4
Keith Yandle	2	0	1	1	0	0

COYOTES	GP	Min	W-L-OT	SO	GA	SA	SV	GAA	SV%
Mike Smith	2	125	0-1-1	0	4	76	72	1.92	.947

## ALL-TIME SEASON SERIES RECORDS

YEAR	OVERALL	HOME	ROAD	YEAR	OVERALL	HOME	ROAD	YEAR	OVERALL	HOME	ROAD
1979-80	2-2-0	2-0-0	0-2-0	1991-92	2-0-1	0-0-1	2-0-0	2003-04	0-1-0-0	0-1-0-0	0-0-0-0
1980-81	3-0-1	1-0-1	2-0-0	1992-93	1-2-0	0-1-0	1-1-0	2005-06	0-1-0	0-0-0	0-1-0
1981-82	2-1-0	1-1-0	1-0-0	1993-94	1-0-1	1-0-0	0-0-1	2006-07	0-1-0	0-1-0	0-0-0
1982-83	1-1-1	0-0-1	1-1-0	1994-95	Did Not Play Western Conf. Teams			2007-08	Did Not Play Pacific Div. Teams		
1983-84	0-2-1	0-1-1	0-1-0	1995-96	1-1-0	0-1-0	1-0-0	2008-09	2-0-0	1-0-0	1-0-0
1984-85	1-2-0	0-1-0	1-1-0	1996-97	2-0-0	1-0-0	1-0-0	2009-10	0-1-0	0-1-0	0-0-0
1985-86	2-1-0	2-0-0	0-1-0	1997-98	1-0-1	0-0-1	1-0-0	2010-11	1-0-0	0-0-0	1-0-0
1986-87	1-1-1	0-0-1	1-1-0	1998-99	0-0-1	0-0-0	0-0-1	2011-12	0-1-0	0-1-0	0-0-0
1987-88	2-1-0	2-0-0	0-1-0	1999-00	0-2-0-0	0-1-0-0	0-1-0-0	2012-13	Did Not Play Western Conf. Teams		
1988-89	2-1-0	1-0-0	1-1-0	2000-01	1-1-0-0	0-1-0-0	1-0-0-0	2013-14	1-1-0	0-1-0	1-0-0
1989-90	1-2-0	0-2-0	1-0-0	2001-02	1-0-0-0	0-1-0-0	0-0-0-0	2014-15	2-0-0	1-0-0	1-0-0
1990-91	1-2-0	1-0-0	0-2-0	2002-03	1-1-0-0	1-0-0-0	0-1-0-0				

## ALL-TIME SEASON GAME RESULTS (\*Overtime \*\*Shootout)

11/14/1979 L 2-3 at ARI (WPG)	1/8/1984 L 3-4 at ARI (WPG)	2/11/1989 W 7-3 ARI (WPG)	2/4/1994 T 2-2* at ARI (WPG)	1/4/2004 L 0-3 ARI (PHX)
1/21/1980 W 7-2 ARI (WPG)	1/26/1984 L 2-6 ARI (WPG)	2/19/1989 L 6-7* at ARI (WPG)	1/12/1996 W 3-2 at ARI (WPG)	12/3/2005 L 4-8 at ARI (PHX)
2/15/1980 W 5-4 ARI (WPG)	10/24/1984 L 4-8 at ARI (WPG)	11/10/1989 W 4-2 at ARI (WPG)	3/1/1996 L 2-5 ARI (WPG)	1/4/2007 L 0-2 ARI (PHX)
3/26/1980 L 0-7 at ARI (WPG)	11/7/1984 L 0-3 ARI (WPG)	1/3/1990 L 2-4 ARI (WPG)	10/5/1996 W 1-0 ARI (PHX)	11/21/2008 W 5-2 ARI (PHX)
11/26/1980 W 8-4 ARI (WPG)	2/19/1985 W 6-2 at ARI (WPG)	2/24/1990 L 1-3 ARI (WPG)	11/14/1996 W 2-1 at ARI (PHX)	2/7/2009 W 7-2 at ARI (PHX)
12/10/1980 W 8-5 at ARI (WPG)	11/23/1985 W 8-1 ARI (WPG)	11/8/1990 L 4-5 at ARI (WPG)	12/5/1997 T 2-2* ARI (PHX)	3/13/2010 L 0-4 ARI (PHX)
1/10/1981 W 5-3 at ARI (WPG)	1/25/1986 W 7-2 ARI (WPG)	1/5/1991 W 4-3 ARI (WPG)	3/6/1998 W 5-4* at ARI (PHX)	10/23/2010 W 4-3* at ARI (PHX)
2/18/1981 T 3-3 ARI (WPG)	2/14/1986 L 4-5 at ARI (WPG)	2/26/1991 L 4-5 at ARI (WPG)	3/15/1999 T 5-5* at ARI (PHX)	12/21/2011 L 3-4 ARI (PHX)
12/30/1981 W 6-1 at ARI (WPG)	10/16/1986 T 4-4* ARI (WPG)	10/16/1991 W 3-2 at ARI (WPG)	1/27/2000 L 2-4 ARI (PHX)	10/13/2013 L 3-5 ARI (PHX)
1/6/1982 L 3-5 ARI (WPG)	1/9/1987 L 0-3 at ARI (WPG)	1/21/1992 T 3-3* ARI (WPG)	3/1/2000 L 5-7 at ARI (PHX)	12/14/2013 W 3-1 at ARI (PHX)
3/10/1982 W 6-2 ARI (WPG)	3/13/1987 W 3-0 at ARI (WPG)	3/13/1992 W 1-0 at ARI (WPG)	2/7/2001 W 2-1* at ARI (PHX)	11/1/2014 W 3-0 ARI
12/17/1982 W 2-0 at ARI (WPG)	2/17/1988 W 4-3 ARI (WPG)	1/18/1993 L 7-8 ARI (WPG)	2/16/2001 L 0-2 ARI (PHX)	2/5/2015 W 2-1** at ARI
1/29/1983 T 2-2 ARI (WPG)	3/1/1988 L 3-6 at ARI (WPG)	1/30/1993 L 3-6 ARI (WPG)	11/4/2001 W 1-0* ARI (PHX)	
2/25/1983 L 3-5 at ARI (WPG)	3/22/1988 W 4-3 ARI (WPG)	2/12/1993 W 6-2 at ARI (WPG)	11/12/2002 W 3-2 ARI (PHX)	
12/10/1983 T 5-5* ARI (WPG)	1/10/1989 W 2-1 at ARI (WPG)	1/5/1994 W 4-0 ARI (WPG)	2/26/2003 L 2-4 at ARI (PHX)	



# BOSTON BRUINS

## 2015-16 SCHEDULE

2/26/16.....	at CAR.....	7 p.m.
3/10/16.....	at BOS.....	7 p.m.
4/5/16.....	at BOS.....	7 p.m.

## HURRICANES vs. BOSTON

ALL-TIME:.....	GP: 191.....	73-98-20.....	GF: 549.....	GA: 631.....
at home:.....	GP: 95.....	40-43-12.....	GF: 302.....	GA: 310.....
on road:.....	GP: 96.....	33-55-8.....	GF: 247.....	GA: 321.....
in overtime:.....	GP: 29.....	5-11-13.....		

Owner/Governor.....	Jeremy M. Jacobs
General manager.....	Don Sweeney
Head coach.....	Claude Julien
Assistant coaches.....	Doug Houda, Doug Jarvis, Joe Sacco
Goaltending coach.....	Bob Essensa
Vice president, communications and content.....	Matthew Chmura
Director of publications & information.....	Heidi Holland
General office.....	617/624-1900

Inaugural season.....	1924-25
Stanley Cup titles.....	6 (1929, 1939, 1941, 1970, 1972, 2011)
Home ice.....	TD Garden (1995)
Building capacity.....	17,565
2014-15 record.....	41-27-14
AHL affiliate.....	Providence Bruins

## 2014-15 SERIES RECAP

### BRUINS WIN SEASON SERIES: 2-0-1 (HURRICANES: 1-1-1)

At CAROLINA HURRICANES	Attend	Goaltenders	Winning Goal
29 Mar '15 Hurricanes 1 Bruins 2 (OT)	14,275	Khudobin vs. Rask	David Pastrnak
04 Jan '15 Hurricanes 2 Bruins 1 (SO)	17,212	Khudobin vs. Rask	(Eric Staal)

At BOSTON BRUINS	Attend	Goaltenders	Winning Goal
15 Nov '14 Hurricanes 1 Bruins 2	17,565	Ward vs. Rask	Patrice Bergeron

### SERIES STATISTICS

HURRICANES SPECIALTY TEAMS	BRUINS SPECIALTY TEAMS
Power Play.....0-8.....0.0%	Power Play.....0-6.....0.0%
Penalty Killing.....6-6.....100.0%	Penalty Killing.....8-8.....100.0%

### HURRICANES LEADING SCORERS

	GP	G	A	TP	+/-	PM
Patrick Dwyer	3	1	0	1	0	0
Nathan Gerbe	3	1	0	1	-1	0
Jiri Tlustý	2	1	0	1	0	0

### BRUINS LEADING SCORERS

	GP	G	A	TP	+/-	PM
Patrice Bergeron	3	2	0	2	1	0
David Pastrnak	1	1	1	2	2	0
Brad Marchand	3	0	2	2	2	0

### GOALTENDING

HURRICANES	GP	Min	W-L-OT	SO	GA	SA	SV	GAA	SV%
Anton Khudobin	2	129	1-0-1	0	3	50	47	1.39	.940
Cam Ward	1	58	0-1-0	0	2	25	23	2.07	.920


BRUINS	GP	Min	W-L-OT	SO	GA	SA	SV	GAA	SV%
Tuukka Rask	3	189	2-0-1	0	3	101	98	0.95	.970

## ALL-TIME SEASON SERIES RECORDS

YEAR	OVERALL	HOME	ROAD	YEAR	OVERALL	HOME	ROAD	YEAR	OVERALL	HOME	ROAD	YEAR	OVERALL	HOME	ROAD
1979-80	1-2-1	1-1-0	0-1-1	1988-89	3-5-0	1-3-0	2-2-0	1997-98	3-2-0	1-1-0	2-1-0	2007-08	3-0-1	1-0-1	2-0-0
1980-81	1-1-2	1-0-1	0-1-1	1989-90	3-4-1	1-2-1	2-2-0	1998-99	2-2-1	1-2-0	1-0-1	2008-09	0-4-0	0-2-0	0-2-0
1981-82	2-4-2	2-1-1	0-3-1	1990-91	2-5-1	1-2-1	1-3-0	1999-00	2-2-0-0	0-2-0-0	2-0-0-0	2009-10	1-3-0	1-1-0	0-2-0
1982-83	2-6-0	1-3-0	1-3-0	1991-92	1-6-1	1-2-1	0-4-0	2000-01	3-1-0-0	2-0-0-0	1-1-0-0	2010-11	1-3-0	0-2-0	1-1-0
1983-84	2-5-1	2-2-0	0-3-1	1992-93	1-6-0	1-2-0	0-4-0	2001-02	2-2-0-0	0-2-0-0	2-0-0-0	2011-12	4-0-0	2-0-0	2-0-0
1984-85	4-4-0	3-1-0	1-3-0	1993-94	1-3-1	0-2-0	1-1-1	2002-03	1-2-1-0	0-1-1-0	1-1-0-0	2012-13	1-2-0	1-1-0	0-1-0
1985-86	3-4-1	2-1-1	1-3-0	1994-95	1-3-0	1-1-0	0-2-0	2003-04	2-1-1-0	0-1-1-0	2-0-0-0	2013-14	0-2-1	0-1-0	0-1-1
1986-87	6-2-0	4-0-0	2-2-0	1995-96	1-5-0	1-2-0	0-3-0	2005-06	3-1-0	2-0-0	1-1-0	2014-15	1-1-1	1-0-1	0-1-0
1987-88	3-4-1	2-1-1	1-3-0	1996-97	4-1-1	2-1-0	2-0-1	2006-07	3-0-1	1-0-1	2-0-0				

## ALL-TIME SEASON GAME RESULTS (\*Overtime \*\*Shootout)

11/18/1979	L	4-5	at BOS	10/13/1984	W	3-2*	BOS	10/8/1988	L	2-6	BOS	10/8/1992	L	2-3*	at BOS	4/13/1998	L	2-3	BOS	2/3/2007	OT	3-4*	BOS
1/30/1980	W	8-2	BOS	10/14/1984	L	2-4	at BOS	10/9/1988	L	1-3	at BOS	11/27/1992	L	4-5*	at BOS	10/31/1998	W	2-0	at BOS	2/8/2007	W	5-2	at BOS
2/27/1980	L	3-6	BOS	12/19/1984	W	6-5	BOS	11/3/1988	W	5-3	at BOS	11/28/1992	W	4-3*	BOS	11/8/1998	L	2-5	BOS	12/28/2007	W	4-3	BOS
3/9/1980	T	1-1	at BOS	1/26/1985	W	3-2	at BOS	12/21/1988	L	3-4	BOS	12/26/1992	L	4-9	BOS	12/10/1998	L	2-3	BOS	1/8/2008	W	1-0	at BOS
12/17/1980	W	5-4	BOS	1/27/1985	L	4-8	BOS	2/25/1989	L	1-9	BOS	1/2/1993	L	2-3*	at BOS	1/31/1999	T	0-0*	at BOS	2/12/2008	W	3-2	at BOS
12/20/1980	T	4-4	at BOS	2/7/1985	L	5-7	at BOS	3/19/1989	W	3-2	at BOS	3/22/1993	L	4-5	at BOS	3/3/1999	W	2-1	BOS	2/19/2008	OT	2-3**	BOS
2/4/1981	T	3-3	BOS	3/7/1985	L	0-4	at BOS	3/22/1989	W	4-2	BOS	3/30/1993	L	1-3	BOS	10/2/1999	W	3-1	at BOS	12/20/2008	L	2-4	at BOS
3/15/1981	L	2-4	at BOS	3/23/1985	W	5-2	BOS	4/2/1989	L	2-3	at BOS	11/17/1993	L	2-4	BOS	11/22/1999	L	1-2	BOS	12/27/2008	L	2-4	BOS
10/10/1981	T	1-1	BOS	11/7/1985	L	1-2	at BOS	10/28/1989	W	1-0	at BOS	12/12/1993	T	2-2*	at BOS	1/6/2000	W	7-3	at BOS	1/10/2009	L	1-5	at BOS
11/1/1981	L	1-4	at BOS	12/7/1985	W	7-2	BOS	11/15/1989	L	2-5	BOS	1/17/1994	L	3-5	at BOS	3/10/2000	L	3-5	BOS	2/17/2009	L	1-5	BOS
11/19/1981	L	1-6	at BOS	12/19/1985	L	1-2	at BOS	12/7/1989	W	4-3	at BOS	1/24/1994	L	1-2	BOS	11/24/2000	W	3-1	at BOS	10/3/2009	L	2-7	at BOS
12/26/1981	L	6-9	BOS	1/27/1986	L	3-6	at BOS	12/20/1989	W	4-3	BOS	4/14/1994	W	3-2	at BOS	12/16/2000	L	1-4	at BOS	2/24/2010	W	5-1	BOS
1/16/1982	T	3-3	at BOS	1/29/1986	L	4-5	BOS	1/15/1990	L	1-4	at BOS	2/4/1995	L	4-5	at BOS	1/18/2001	W	4-2	BOS	3/16/2010	L	2-5	BOS
1/30/1982	W	3-2	BOS	3/2/1986	W	4-1	BOS	1/17/1990	T	5-5*	BOS	2/22/1995	W	3-2*	at BOS	2/18/2001	W	5-4	BOS	4/10/2010	L	2-4	at BOS
2/24/1982	W	4-3	BOS	3/23/1986	T	5-5*	BOS	3/11/1990	L	3-4	BOS	3/5/1995	L	2-5	BOS	1/2/2002	L	3-6	BOS	11/26/2010	W	3-0	at BOS
4/4/1982	L	2-7	at BOS	4/6/1986	W	4-3	at BOS	3/29/1990	L	2-3	at BOS	4/26/1995	L	0-1	at BOS	2/28/2002	W	6-2	at BOS	1/17/2011	L	0-7	at BOS
10/9/1982	L	4-5	BOS	10/12/1986	L	2-7	at BOS	11/14/1990	W	3-1	BOS	10/28/1995	L	0-3	at BOS	3/26/2002	L	2-3	BOS	1/18/2011	L	2-3	BOS
11/4/1982	W	5-2	at BOS	12/18/1986	W	6-5	at BOS	11/23/1990	W	4-3	at BOS	1/6/1996	L	2-5	at BOS	3/30/2002	W	2-0	at BOS	2/1/2011	L	2-3	BOS
11/27/1982	L	0-8	at BOS	12/23/1986	W	2-0	BOS	12/14/1990	L	3-4	BOS	4/14/1996	L	0-3	BOS	11/21/2002	L	1-3	at BOS	10/12/2011	W	3-2	BOS
12/23/1982	L	1-5	BOS	1/14/1987	W	3-1	BOS	12/12/1990	L	1-5	BOS	3/27/1996	L	5-6*	BOS	1/4/2003	W	4-2	at BOS	10/18/2011	W	4-1	at BOS
2/5/1983	L	4-7	at BOS	1/15/1987	L	4-6	at BOS	12/13/1990	L	2-8	at BOS	4/11/1996	L	2-3	at BOS	2/19/2003	T	1-1*	BOS	1/14/2012	W	4-2	BOS
2/27/1983	L	3-4	BOS	1/29/1987	W	6-3	at BOS	1/24/1991	L	0-3	at BOS	4/13/1996	W	2-0	BOS	3/4/2003	L	2-4	BOS	2/2/2012	W	3-0	at BOS
3/26/1983	L	4-7	at BOS	2/25/1987	W	6-4	BOS	3/19/1991	T	1-1*	BOS	10/31/1996	T	4-4*	at BOS	10/23/2003	W	2-0	at BOS	1/28/2013	L	3-5	BOS
3/27/1983	W	5-1	BOS	3/5/1987	W	10-2	BOS	3/31/1991	L	3-7	at BOS	11/6/1996	W	5-1	BOS	12/20/2003	W	2-1	at BOS	4/8/2013	L	2-6	at BOS
10/8/1983	W	4-3	BOS	10/11/1987	L	2-5	at BOS	11/16/1991	L	4-5*	BOS	12/5/1996	W	4-2	at BOS	2/21/2004	T	3-3*	BOS	4/13/2013	W	4-2	BOS
10/9/1983	L	1-4	at BOS	11/4/1987	T	2-2*	BOS	12/1/1991	L	4-5	BOS	1/2/1997	L	4-5*	BOS	3/30/2004	L	2-3	BOS	11/18/2013	L	1-4	BOS
12/15/1983	L	2-4	at BOS	11/14/1987	L	1-4	at BOS	12/26/1991	L	2-3	at BOS	2/6/1997	W	5-3	at BOS	10/26/2005	W	4-3*	BOS	11/23/2013	OT	2-3*	at BOS
12/20/1983	L	2-7	BOS	12/2/1987	L	3-5	BOS	1/15/1992	L	3-4	BOS	3/12/1997	W	6-3	BOS	2/5/2006	W	4-3**	at BOS	3/15/2014	L	1-5	at BOS
1/21/1984	L	0-2	BOS	1/11/1988	W	4-3	at BOS	1/16/1992	L	3-4*	at BOS	1/21/1997	W	3-1	BOS	3/1/2006	W	4-3	BOS	11/5/2014	L	1-2	at BOS
3/3/1984	T	3-3*	at BOS	2/23/1988	W	3-2	BOS	1/25/1992	T	4-4*	BOS	12/6/1997	L	1-4	at BOS	3/18/2006	L	2-4	at BOS	1/4/2015	W	2-1**	BOS
3/4/1984	W	6-4	BOS	2/25/1988	L	2-5	at BOS	3/3/1992	W	4-0	BOS	2/7/1998	W	3-1	at BOS	11/24/2006	W	5-1	at BOS	3/29/2015	OT	1-2*	BOS
3/29/1984	L	3-4	at BOS	4/2/1988	W	4-2	BOS	4/13/1992	L	3-6	at BOS	4/6/1998	W	3-0	at BOS	12/2/2006	W	5-2	BOS				



# BUFFALO SABRES

## 2015-16 SCHEDULE

11/27/15.....	at BUF.....	7 p.m.
3/12/16.....	at BUF.....	1 p.m.
3/22/16.....	at CAR.....	7 p.m.

## HURRICANES vs. BUFFALO

ALL-TIME:.....	GP: 192.....	75-94-22-1.....	GF: 553.....	GA: 646.....
at home:.....	GP: 97.....	43-40-14.....	GF: 284.....	GA: 279.....
on road:.....	GP: 95.....	32-54-8-1.....	GF: 269.....	GA: 367.....
in overtime:.....	GP: 32.....	9-8-15.....		

Owner.....	Terrence M. Pegula
General manager.....	Tim Murray
Head coach.....	Dan Bylsma
Assistant coach.....	Terry Murray, Dave Barr, Dan Lambert
Goaltending coach.....	Andrew Allen
Vice president of public & community relations.....	Michael Gilbert
Director of media relations.....	Chris Bandura
Coordinators of public relations.....	Ian Ott, Chris Dierken
General office.....	716/855-4100

Inaugural season.....	1970-71
Stanley Cup titles.....	None
Home ice.....	First Niagara Center (1996)
Building capacity.....	18,690
2014-15 record.....	21-51-10
AHL affiliate.....	Rochester Americans

## 2014-15 SERIES RECAP

### SABRES WIN SEASON SERIES: 2-1-0 (HURRICANES: 1-1-1)

At CAROLINA HURRICANES	Attend	Goaltenders	Winning Goal
08 Jan '15 Hurricanes 5 Sabres 2	9,781	Ward vs. Enroth	Eric Staal
14 Oct '14 Hurricanes 3 Sabres 4 (SO)	14,930	Ward vs. Enroth	(Zemgus Girgensons)

### SERIES STATISTICS

HURRICANES SPECIALTY TEAMS	SABRES SPECIALTY TEAMS
Power Play.....1-6.....16.7%	Power Play.....0-6.....0.0%
Penalty Killing.....6-6.....100.0%	Penalty Killing.....5-6.....83.3%

### GOALTENDING

HURRICANES	GP	Min	W-L-OT	SO	GA	SA	SV	GAA	SV%
Cam Ward	3	183	1-1-1	0	9	71	62	2.95	.873

## ALL-TIME SEASON SERIES RECORDS

YEAR	OVERALL	HOME	ROAD	YEAR	OVERALL	HOME	ROAD	YEAR	OVERALL	HOME	ROAD	YEAR	OVERALL	HOME	ROAD
1979-80	1-3-0	1-1-0	0-2-0	1988-89	5-3-0	2-2-0	3-1-0	1997-98	1-4-1	1-1-1	0-3-0	2007-08	2-2-0	2-0-0	0-2-0
1980-81	1-2-1	0-2-0	1-0-1	1989-90	2-6-0	1-3-0	1-3-0	1998-99	2-2-0	1-1-0	1-1-0	2008-09	2-2-0	1-1-0	1-1-0
1981-82	1-4-3	1-2-1	0-2-2	1990-91	2-4-2	1-2-1	1-2-1	1999-00	2-2-0-0	1-1-0-0	1-1-0-0	2009-10	2-2-0	1-1-0	1-1-0
1982-83	2-5-1	1-3-0	1-2-1	1991-92	4-2-2	3-0-1	1-2-1	2000-01	2-2-0-0	2-0-0-0	0-2-0-0	2010-11	2-1-1	1-0-1	1-1-0
1983-84	3-5-0	2-2-0	1-3-0	1992-93	1-6-2	0-3-2	1-3-0	2001-02	1-1-1-1	0-1-1-0	1-0-0-1	2011-12	2-1-1	1-1-0	1-0-1
1984-85	0-5-3	0-2-2	0-3-1	1993-94	1-3-1	0-2-1	1-1-0	2002-03	2-2-0-0	1-1-0-0	1-1-0-0	2012-13	3-0-0	2-0-0	1-0-0
1985-86	6-2-0	2-2-0	4-0-0	1994-95	2-2-0	1-1-0	1-1-0	2003-04	1-3-0-0	1-1-0-0	0-2-0-0	2013-14	2-1-0	1-0-0	1-1-0
1986-87	4-4-0	3-1-0	1-3-0	1995-96	2-3-0	2-0-0	0-3-0	2005-06	3-1-0	1-1-0	2-0-0	2014-15	1-1-1	1-0-1	0-1-0
1987-88	4-3-1	2-1-0	2-2-0	1996-97	4-2-0	3-0-0	1-2-0	2006-07	0-3-1	1-1-0	2-0-0				

## ALL-TIME SEASON GAME RESULTS (\*Overtime \*\*Shootout)

10/17/1979 L 1-3 at BUF	11/2/1984 L 1-8 at BUF	10/26/1988 W 7-1 at BUF	10/10/1992 L 2-5 BUF	12/27/1997 W 4-1 BUF	10/20/2006 L 4-5 at BUF
11/21/1979 W 5-3 BUF	11/3/1984 T 4-4* BUF	12/2/1988 W 6-1 at BUF	11/13/1992 L 2-8 at BUF	1/21/1998 L 1-2 at BUF	11/13/2006 L 4-7 BUF
12/22/1979 L 2-4 BUF	12/12/1984 T 2-2* BUF	12/6/1988 W 9-0 BUF	12/11/1992 L 3-9 at BUF	4/8/1998 L 1-3 at BUF	12/28/2006 L 1-4 at BUF
3/6/1980 L 3-4 at BUF	1/8/1985 T 4-4* at BUF	1/4/1989 W 5-4* at BUF	12/12/1992 T 1-1 BUF	12/19/1998 W 3-2 at BUF	10/24/2007 W 6-2 BUF
10/12/1980 T 3-3 at BUF	1/19/1985 L 0-2 BUF	1/31/1989 L 3-5 BUF	1/6/1993 L 1-3 BUF	12/21/1998 L 1-4 BUF	12/1/2007 L 1-8 at BUF
11/29/1980 L 2-5 BUF	3/5/1985 L 3-6 at BUF	2/9/1989 W 5-2 BUF	2/3/1993 L 2-3 at BUF	2/15/1999 L 2-3 at BUF	3/8/2008 W 4-3* BUF
1/31/1981 L 3-5 BUF	3/30/1985 L 1-2 BUF	3/16/1989 L 1-6 BUF	2/17/1993 L 3-5 BUF	3/8/1999 W 4-1 BUF	3/14/2008 L 1-7 at BUF
3/6/1981 W 5-3 at BUF	4/2/1985 L 1-2 at BUF	3/28/1989 L 2-4 at BUF	3/5/1993 W 4-2 at BUF	10/22/1999 L 3-7 at BUF	1/17/2009 L 1-3 at BUF
11/8/1981 T 2-2 at BUF	10/10/1985 W 5-4 at BUF	10/13/1989 L 1-4 at BUF	3/13/1993 T 3-3* BUF	1/22/2000 W 4-1 BUF	2/15/2009 W 3-0 at BUF
12/4/1981 L 2-4 BUF	11/1/1985 L 0-2 BUF	10/18/1989 W 2-1 BUF	10/10/1993 W 3-2 at BUF	3/27/2000 L 1-5 BUF	2/26/2009 W 2-1** BUF
12/20/1981 L 2-8 at BUF	12/13/1985 W 6-4 at BUF	11/8/1989 L 3-6 BUF	10/23/1993 T 3-3* BUF	3/31/2000 W 3-1 at BUF	4/9/2009 L 1-5 BUF
1/9/1982 L 2-3 BUF	2/8/1986 L 2-4 BUF	11/26/1989 L 2-4 at BUF	12/11/1993 L 0-3 BUF	10/25/2000 L 1-4 at BUF	11/28/2009 L 1-5 at BUF
1/17/1982 L 1-7 at BUF	2/19/1986 W 6-4 at BUF	11/28/1989 L 2-4 BUF	2/16/1994 L 3-5 BUF	12/15/2000 W 5-3 BUF	2/5/2010 W 4-3 at BUF
3/3/1982 T 3-3 at BUF	3/5/1986 W 5-1 BUF	2/18/1990 W 6-4 at BUF	3/25/1994 L 3-6 at BUF	3/21/2001 W 1-0 BUF	2/11/2010 W 4-3* BUF
3/6/1982 T 2-2 BUF	3/7/1986 W 6-2 at BUF	2/23/1990 L 3-7 at BUF	2/25/1995 L 1-3 BUF	3/24/2001 L 1-3 at BUF	3/21/2010 L 3-5 BUF
3/18/1982 W 4-1 BUF	4/1/1986 W 5-3 BUF	3/10/1990 L 0-5 BUF	4/4/1995 L 3-6 at BUF	12/4/2001 L 2-4 BUF	1/13/2011 L 2-3 at BUF
10/10/1982 T 4-4 at BUF	10/24/1986 W 5-4 at BUF	10/10/1990 W 4-3 BUF	4/8/1995 W 4-2 BUF	12/14/2001 OTL 2-3* at BUF	3/3/2011 W 3-2* BUF
11/6/1982 L 2-5 BUF	10/25/1986 W 3-2 BUF	10/28/1990 L 0-5 at BUF	4/18/1995 W 2-1 at BUF	12/31/2001 W 5-4 at BUF	3/15/2011 W 1-0 at BUF
11/24/1982 L 2-4 BUF	11/26/1986 W 3-0 BUF	12/7/1990 W 4-3* at BUF	12/1/1995 L 1-2 at BUF	1/29/2002 T 2-2* BUF	4/3/2011 OT 1-2* BUF
12/12/1982 W 3-1 at BUF	12/14/1986 L 3-4 at BUF	12/18/1990 L 3-4* BUF	1/24/1996 L 2-4 at BUF	11/7/2002 W 2-0 BUF	10/14/2011 W 4-3 at BUF
1/2/1983 L 4-8 at BUF	12/17/1986 W 4-3 BUF	2/23/1991 L 4-5 BUF	2/17/1996 W 2-1* BUF	1/3/2003 L 3-6 at BUF	11/18/2011 L 0-1 BUF
3/1/1983 L 5-6 BUF	2/4/1987 L 1-3 BUF	2/24/1991 T 5-5* at BUF	3/16/1996 W 2-1 BUF	3/12/2003 W 3-2* at BUF	1/6/2012 W 4-2 BUF
3/23/1983 L 3-8 at BUF	2/22/1987 L 3-5 at BUF	3/17/1991 L 1-6 at BUF	4/14/1996 L 1-4 at BUF	3/29/2003 L 1-3 BUF	3/7/2012 OT 2-3* at BUF
3/29/1983 W 5-4 BUF	4/5/1987 L 0-6 at BUF	3/30/1991 T 5-5* BUF	10/26/1996 L 3-6 at BUF	11/21/2003 L 0-5 at BUF	1/24/2013 W 6-3 BUF
10/5/1983 L 3-5 at BUF	10/21/1987 W 5-3 at BUF	10/19/1991 W 4-1 BUF	4/4/1996 L 3-6 at BUF	12/26/2003 L 1-3 at BUF	1/25/2013 W 3-1 at BUF
10/22/1983 L 2-5 BUF	10/28/1987 T 2-2* BUF	10/27/1991 L 1-5 at BUF	12/7/1996 W 6-4 BUF	12/29/2003 W 2-1 BUF	3/5/2013 W 4-3 BUF
11/7/1983 L 1-4 BUF	11/18/1987 W 9-1 BUF	12/7/1991 T 6-6* BUF	12/26/1996 L 1-5 at BUF	1/25/2004 L 2-4 BUF	1/23/2014 W 5-3 at BUF
12/21/1983 W 6-3 at BUF	11/27/1987 W 4-2 at BUF	12/13/1991 W 8-4 at BUF	1/25/1997 W 5-1 at BUF	11/9/2005 W 5-3 at BUF	2/25/2014 L 2-3 at BUF
2/19/1984 L 2-5 at BUF	12/5/1987 W 2-1 BUF	12/23/1991 W 4-3 BUF	4/7/1997 W 4-2 BUF	2/12/2006 W 4-3** BUF	3/13/2014 W 4-2 BUF
2/23/1984 W 3-2 BUF	1/8/1988 L 1-3 at BUF	2/11/1992 W 5-1 BUF	10/15/1997 T 3-3* BUF	3/22/2006 W 4-3 at BUF	10/14/2014 OT 3-4** BUF
3/11/1984 L 3-4* at BUF	2/27/1988 L 3-4 BUF	2/16/1992 L 4-5 at BUF	10/31/1997 L 2-3* BUF	4/18/2006 L 0-4 BUF	1/8/2015 W 5-2 BUF
3/27/1984 W 4-1 BUF	3/31/1988 L 2-3 at BUF	3/29/1992 T 2-2* at BUF	12/12/1997 L 2-3* at BUF	10/4/2006 OT 2-3** BUF	4/6/2015 L 3-4 at BUF



# CALGARY FLAMES

## 2015-16 SCHEDULE

1/24/16.....at CAR.....6 p.m.  
2/3/16.....at CGY.....9:30 p.m.

## HURRICANES vs. CALGARY

ALL-TIME:.....GP: 67.....19-40-8.....GF: 209.....GA: 277  
at home:.....GP: 33.....13-15-5.....GF: 109.....GA: 116  
on road:.....GP: 34.....6-25-3.....GF: 100.....GA: 161  
in overtime:.....GP: 10.....1-4-5

Owner/Chairman.....N. Murray Edwards  
General manager.....Brad Treliving  
Head coach.....Bob Hartley  
Associate coach.....Jacques Cloutier  
Assistant coach.....Martin Gelinas  
Goaltender coach.....Jordan Sigalet  
Vice president, communications.....Peter Hanlon  
Manager of media relations.....Sean Kelso  
General office.....403/777-2177

## SERIES RECORDS

Winning streak.....3.....12/18/1985-10/11/1986  
Losing streak.....7 (2x).....Last: 11/11/1992-1/9/1997  
Unbeaten streak.....6.....3/5/1997-11/30/1999  
Goals scored.....9.....1/7/1986 (W, 9-1)  
Goals allowed.....10.....Last: 10/21/1982 (L, 3-10)  
Goals, both teams.....14.....3/15/1988 (L, 6-8)  
Current CAR streak.....1 win  
Current CGY streak.....1 loss

Inaugural season.....1972-73 (Atlanta); 1980-81 (Calgary)  
Stanley Cup titles.....1 (1989)  
Home ice.....Scotiabank Saddledome (1983)  
Building capacity.....19,289  
2014-15 record.....45-30-7  
AHL affiliate.....Stockton Heat

## 2014-15 SERIES RECAP

### SEASON SERIES TIED: 1-1-0

At CAROLINA HURRICANES	Attend	Goaltenders	Winning Goal	At CALGARY FLAMES	Attend	Goaltenders	Winning Goal
10 Nov '14 Hurricanes 4 Flames 1	9,906	Ward vs. Hiller	Justin Faulk	23 Oct '14 Hurricanes 0 Flames 5	19,289	Ward vs. Hiller	Dennis Wideman

### SERIES STATISTICS

HURRICANES SPECIALTY TEAMS			FLAMES SPECIALTY TEAMS			HURRICANES LEADING SCORER							FLAMES LEADING SCORERS								
Power Play.....	1-5.....	20.0%	Power Play.....	1-3.....	33.3%	Justin Faulk	GP	G	A	TP	+/-	PM	Sean Monahan	GP	G	A	TP	+/-	PM		
Penalty Killing.....	2-3.....	66.7%	Penalty Killing.....	4-5.....	80.0%		2	1	2	3	-2	2		2	0	2	2	0	0		
															Paul Byron	2	0	2	2	0	0
															Mark Giordano	2	0	2	2	0	0
															Jiri Hudler	2	0	2	2	1	0
													Kris Russell	2	0	2	2	2	2		
													Joe Colborne	1	0	2	2	2	0		

### GOALTENDING


HURRICANES	GP	Min	W-L-OT	SO	GA	SA	SV	GAA	SV%	FLAMES	GP	Min	W-L-OT	SO	GA	SA	SV	GAA	SV%
Cam Ward	2	120	1-1-0	0	6	47	41	3.00	.872	Jonas Hiller	2	120	1-1-0	1	4	47	43	2.00	.915

## ALL-TIME SEASON SERIES RECORDS

YEAR	OVERALL	HOME	ROAD	YEAR	OVERALL	HOME	ROAD	YEAR	OVERALL	HOME	ROAD
1979-80	3-1-0	2-0-0	1-1-0	1991-92	1-1-0	0-1-0	1-0-0	2003-04	0-1-0-0	0-0-0-0	0-1-0-0
1980-81	1-3-0	0-2-0	1-1-0	1992-93	0-2-0	0-1-0	0-1-0	2005-06	Did Not Play Northwest Div. Teams		
1981-82	1-2-0	1-0-0	0-2-0	1993-94	0-2-0	0-1-0	0-1-0	2006-07	0-1-0	0-0-0	0-1-0
1982-83	0-1-2	0-0-2	0-1-0	1994-95	Did Not Play Western Conf. Teams			2007-08	0-1-0	0-1-0	0-0-0
1983-84	0-2-1	0-1-0	0-1-1	1995-96	0-2-0	0-1-0	0-1-0	2008-09	1-0-0	1-0-0	0-0-0
1984-85	0-3-0	0-2-0	0-1-0	1996-97	1-1-0	1-0-0	0-1-0	2009-10	0-1-0	0-0-0	0-1-0
1985-86	2-1-0	1-0-0	1-1-0	1997-98	1-0-1	0-0-1	1-0-0	2010-11	1-0-0	1-0-0	0-0-0
1986-87	1-2-0	1-1-0	0-1-0	1998-99	1-0-0	1-0-0	0-0-0	2011-12	0-1-0	0-0-0	0-1-0
1987-88	0-3-0	0-1-0	0-2-0	1999-00	1-0-1-0	1-0-0-0	0-0-1-0	2012-13	Did Not Play Western Conf. Teams		
1988-89	1-2-0	1-1-0	0-1-0	2000-01	0-1-0-0	0-0-0-0	0-1-0-0	2013-14	0-1-1	0-1-0	0-0-1
1989-90	0-2-1	0-0-1	0-2-0	2001-02	0-0-1-0	0-0-1-0	0-0-0-0	2014-15	1-1-0	1-0-0	0-1-0
1990-91	1-2-0	1-1-0	0-1-0	2002-03	1-0-0-0	0-0-0-0	1-0-0-0				

## ALL-TIME SEASON GAME RESULTS (\*Overtime \*\*Shootout)

11/25/1979	W	4-2	CGY (ATL)	1/13/1984	T	3-3*	at CGY	3/15/1988	L	6-8	CGY	11/3/1993	L	3-6	CGY	12/11/2003	L	0-1	at CGY
1/28/1980	W	6-1	CGY (ATL)	2/11/1984	L	3-6	CGY	11/7/1988	L	3-6	at CGY	2/11/1994	L	1-4	at CGY	12/5/2006	L	0-3	at CGY
2/2/1980	L	3-5	at CGY (ATL)	3/20/1984	L	1-4	at CGY	11/19/1988	L	2-5	CGY	12/20/1995	L	2-3	CGY	12/14/2007	L	3-4	CGY
2/23/1980	W	6-5	at CGY (ATL)	10/23/1984	L	4-9	at CGY	12/10/1988	W	4-1	CGY	1/10/1996	L	2-3*	at CGY	3/6/2009	W	6-1	CGY
12/6/1980	W	5-3	at CGY	1/15/1985	L	2-5	CGY	1/5/1990	L	4-6	at CGY	1/9/1997	L	2-3	at CGY	2/3/2010	L	1-4	at CGY
1/23/1981	L	2-4	CGY	2/6/1985	L	4-7*	CGY	1/19/1990	T	3-3*	CGY	3/5/1997	W	2-0	CGY	1/11/2011	W	6-5**	CGY
2/27/1981	L	1-5	at CGY	12/4/1985	L	5-8	at CGY	3/17/1990	L	4-5	at CGY	11/13/1997	W	4-2	at CGY	12/6/2011	L	6-7	at CGY
3/8/1981	L	4-5	CGY	12/18/1985	W	4-3	CGY	12/29/1990	L	2-8	at CGY	11/23/1997	T	3-3*	CGY	12/12/2013	OT	1-2*	at CGY
10/24/1981	L	3-7	at CGY	1/7/1986	W	9-1	at CGY	1/23/1991	W	5-4	CGY	3/12/1999	W	2-1	CGY	1/13/2014	L	0-2	CGY
1/27/1982	W	3-1	CGY	10/11/1986	W	6-5	CGY	2/9/1991	L	2-5	CGY	10/11/1999	T	3-3*	at CGY	10/23/2014	L	0-5	at CGY
2/16/1982	L	2-7	at CGY	11/13/1986	L	3-4	at CGY	11/6/1991	L	2-3	CGY	11/30/1999	W	4-3	CGY	11/10/2014	W	4-1	CGY
10/21/1982	L	3-10	at CGY	3/11/1987	L	1-6	CGY	3/16/1992	W	4-3	at CGY	12/9/2000	L	2-7	at CGY				
11/20/1982	T	4-4	CGY	12/22/1987	L	5-6*	at CGY	11/11/1992	L	3-4	CGY	3/11/2002	T	3-3*	CGY				
3/20/1983	T	2-2	CGY	1/27/1988	L	1-5	at CGY	2/13/1993	L	3-4*	at CGY	12/12/2002	W	4-3	at CGY				



# CHICAGO BLACKHAWKS

## 2015-16 SCHEDULE

12/27/15 .....at CHI ..... 7 p.m.  
1/26/16 .....at CAR ..... 3:30 p.m.

## HURRICANES vs. CHICAGO

ALL-TIME: .....GP: 69 .....28-32-9 .....GF: 206 .....GA: 235  
at home: .....GP: 35 .....17-13-5 .....GF: 112 .....GA: 103  
on road: .....GP: 34 .....11-19-4 .....GF: 94 .....GA: 132  
in overtime: .....GP: 7 .....2-2-3

Chairman ..... W. Rockwell "Rocky" Wirtz  
Vice president/General manager ..... Stan Bowman  
Head coach ..... Joel Quenneville  
Assistant coaches ..... Mike Kitchen, Kevin Dineen  
Goaltending coach ..... Jimmy Waite  
Senior director, communications and community relations ..... Brandon Faber  
Senior director, public relations ..... Adam Rogowin  
General office ..... 312/455-7000

Inaugural season ..... 1926-27  
Stanley Cup titles ..... 6 (1934, 1938, 1961, 2010, 2013, 2015)  
Home ice ..... United Center (1994)  
Building capacity ..... 19,717  
2014-15 record ..... 48-28-6  
AHL affiliate ..... Rockford Icehogs

## 2014-15 SERIES RECAP

### BLACKHAWKS WIN SEASON SERIES: 2-0-0

At CAROLINA HURRICANES Attend Goaltenders Winning Goal  
23 Mar '15 Hurricanes 1 Blackhawks 3 13,786 Khudobin vs. Crawford Patrick Sharp

### SERIES STATISTICS

HURRICANES SPECIALTY TEAMS BLACKHAWKS SPECIALTY TEAMS  
Power Play ..... 0-4 ..... 0.0% Power Play ..... 0-0 ..... 0.0%  
Penalty Killing ..... 0-0 ..... 100.0% Penalty Killing ..... 4-4 ..... 100.0%

### GOALTENDING

HURRICANES	GP	Min	W-L-OT	SO	GA	SA	SV	GAA	SV%
Anton Khudobin	2	79	0-1-0	0	3	32	29	2.27	.906
Cam Ward	1	40	0-1-0	0	4	18	14	6.00	.778

At CHICAGO BLACKHAWKS Attend Goaltenders Winning Goal  
02 Mar '15 Hurricanes 2 Blackhawks 5 21,641 Ward, Khudobin vs. Crawford Brandon Saad

HURRICANES LEADING SCORERS	GP	G	A	TP	+/-	PM
John-Michael Liles	2	1	1	2	2	0
Eric Staal	2	0	2	2	-4	0

BLACKHAWKS LEADING SCORER	GP	G	A	TP	+/-	PM
Jonathan Toews	2	2	2	4	3	0

BLACKHAWKS	GP	Min	W-L-OT	SO	GA	SA	SV	GAA	SV%
Corey Crawford	2	120	2-0-0	0	3	73	70	1.50	.959

## ALL-TIME SEASON SERIES RECORDS

YEAR	OVERALL	HOME	ROAD	YEAR	OVERALL	HOME	ROAD	YEAR	OVERALL	HOME	ROAD
1979-80	1-1-2	1-1-0	0-0-2	1991-92	0-3-0	0-2-0	0-1-0	2003-04	1-0-0-0	0-0-0-0	1-0-0-0
1980-81	0-3-1	0-2-0	0-1-1	1992-93	0-2-0	0-1-0	0-1-0	2005-06	1-0-0	1-0-0	0-0-0
1981-82	1-1-1	0-0-1	1-1-0	1993-94	2-0-0	1-0-0	1-0-0	2006-07	Did Not Play Central Div. Teams		
1982-83	0-3-0	0-2-0	0-1-0	1994-95	Did Not Play Western Conf. Teams			2007-08	1-0-0	1-0-0	0-0-0
1983-84	2-1-0	1-0-0	1-1-0	1995-96	1-1-0	1-0-0	0-1-0	2008-09	0-0-1	0-0-0	0-0-1
1984-85	2-1-0	1-1-0	1-0-0	1996-97	0-1-1	0-0-1	0-1-0	2009-10	1-0-0	1-0-0	0-0-0
1985-86	1-2-0	1-0-0	0-2-0	1997-98	1-1-0	0-1-0	1-0-0	2010-11	0-1-0	0-0-0	0-1-0
1986-87	1-2-0	0-2-0	1-0-0	1998-99	1-1-0	1-0-0	0-1-0	2011-12	1-0-0	1-0-0	0-0-0
1987-88	2-1-0	1-0-0	1-1-0	1999-00	1-0-0-0	1-0-0-0	0-0-0-0	2012-13	Did Not Play Western Conf. Teams		
1988-89	2-1-0	2-0-0	0-1-0	2000-01	2-0-0-0	1-0-0-0	1-0-0-0	2013-14	0-1-1	0-0-1	0-1-0
1989-90	1-2-0	1-0-0	0-2-0	2001-02	1-0-0-0	0-0-0-0	1-0-0-0	2014-15	0-2-0	0-1-0	0-1-0
1990-91	1-1-1	1-0-1	0-1-0	2002-03	0-0-1-0	0-0-1-0	0-0-0-0				

## ALL-TIME SEASON GAME RESULTS (\*Overtime \*\*Shootout)

10/14/1979 T 3-3 at CHI	10/30/1983 L 1-6 at CHI	3/2/1988 W 2-1 at CHI	3/28/1993 L 0-3 at CHI	3/5/2002 W 2-1* at CHI
11/9/1979 L 2-4 CHI	11/12/1983 W 6-1 CHI	10/15/1988 W 7-5 CHI	10/14/1993 W 6-2 at CHI	10/26/2002 T 3-3* CHI
11/11/1979 T 5-5 at CHI	2/5/1984 W 4-3 at CHI	12/14/1988 L 3-4 at CHI	3/30/1994 W 3-2* CHI	3/17/2004 W 3-2 at CHI
1/19/1980 W 5-3 CHI	10/28/1984 W 4-1 at CHI	4/1/1989 W 6-1 CHI	10/14/1995 W 3-2 CHI	12/13/2005 W 5-3 CHI
11/23/1980 L 3-11 at CHI	11/17/1984 L 0-7 CHI	11/12/1989 L 2-4 at CHI	12/10/1995 L 1-4 at CHI	3/12/2008 W 3-0 at CHI
1/17/1981 L 2-3 CHI	1/5/1985 W 4-3 CHI	12/30/1989 L 3-7 at CHI	12/29/1996 L 3-4 at CHI	3/11/2009 OT 2-3** at CHI
2/7/1981 L 2-6 CHI	10/23/1985 L 2-9 at CHI	1/27/1990 W 6-4 CHI	2/26/1997 T 2-2* CHI	1/30/2010 W 4-2 CHI
2/15/1981 T 4-4 at CHI	1/12/1986 L 2-4 at CHI	11/6/1990 T 1-1* CHI	10/26/1997 W 3-2 at CHI	3/4/2011 L 2-5 at CHI
10/31/1981 T 2-2 CHI	3/15/1986 W 11-4 CHI	2/10/1991 W 3-1 CHI	1/14/1998 L 1-4 CHI	10/28/2011 W 3-0 CHI
12/13/1981 L 1-6 at CHI	1/3/1987 L 2-3 CHI	2/28/1991 L 3-6 at CHI	10/28/1998 W 2-0 CHI	10/15/2013 OT 2-3** CHI
1/25/1982 W 6-5 at CHI	2/17/1987 W 5-4 at CHI	10/26/1991 L 2-4 CHI	4/3/1999 L 1-2 at CHI	3/21/2014 L 2-3 at CHI
11/26/1982 L 3-4 CHI	2/21/1987 L 3-6 CHI	11/10/1991 L 0-3 CHI	3/8/2000 W 4-1 CHI	3/2/2015 L 2-5 at CHI
1/23/1983 L 2-4 at CHI	10/24/1987 W 5-3 CHI	3/28/1992 L 1-3 CHI	12/31/2000 W 2-1 CHI	3/23/2015 L 1-3 CHI
2/19/1983 L 2-4 CHI	1/13/1988 L 1-2 at CHI	1/23/1993 L 2-6 CHI	3/4/2001 W 6-3 at CHI	





# COLORADO AVALANCHE

## 2015-16 SCHEDULE

10/21/15 ..... at COL ..... 10 p.m.  
10/30/15 ..... at CAR ..... 7 p.m.

## HURRICANES vs. COLORADO

ALL-TIME: ..... GP: 138 ..... 46-69-22-1 ..... GF: 425 ..... GA: 522  
at home: ..... GP: 68 ..... 29-26-12-1 ..... GF: 220 ..... GA: 226  
on road: ..... GP: 70 ..... 17-43-10 ..... GF: 205 ..... GA: 296  
in overtime: ..... GP: 23 ..... 4-3-16

Owner ..... E. Stanley Kroenke  
General manager/Alternate governor ..... Joe Sakic  
Head coach ..... Patrick Roy  
Assistant coaches ..... Tim Army, Dave Farrish  
Goaltending coach ..... Francois Allaire  
Senior vice president, communications & business operations ..... Jean Martineau  
Executive director of media services ..... Brendan McNicholas  
Website/Media relations coordinator ..... Ryan Boulding, Ron Knabenbauer  
General office ..... 303/405-1100

Inaugural season ..... 1979-80 (Quebec); 1995-96 (Colorado)  
Stanley Cup titles ..... 2 (1996, 2001)  
Home ice ..... Pepsi Center (1999)  
Building capacity ..... 18,007  
2014-15 record ..... 39-31-12  
AHL affiliate ..... San Antonio Rampage

## 2014-15 SERIES RECAP

### AVALANCHE WIN SEASON SERIES: 1-0-1 (HURRICANES: 1-1-0)

At CAROLINA HURRICANES Attend Goaltenders Winning Goal  
13 Jan '15 Hurricanes 3 Avalanche 2 (SO) 12,965 Khudobin vs. Pickard (Victor Rask)

### SERIES STATISTICS

HURRICANES SPECIALTY TEAMS		AVALANCHE SPECIALTY TEAMS	
Power Play.....	0-1 ..... 0.0%	Power Play.....	0-5 ..... 0.0%
Penalty Killing.....	5-5 ..... 100.0%	Penalty Killing.....	1-1 ..... 100.0%

### GOALTENDING

HURRICANES	GP	Min	W-L-OT	SO	GA	SA	SV	GAA	SV%
Anton Khudobin	1	65	1-0-0	0	2	30	28	1.85	.933
Cam Ward	1	59	0-1-0	0	4	35	31	4.09	.886

At COLORADO AVALANCHE Attend Goaltenders Winning Goal  
22 Nov '14 Hurricanes 3 Avalanche 4 17,208 Ward vs. Berra, Pickard Zach Redmond

### HURRICANES LEADING SCORERS

	GP	G	A	TP	+/-	PM
Riley Nash	2	0	2	2	-1	0
Jeff Skinner	2	0	2	2	0	0

### AVALANCHE LEADING SCORER

	GP	G	A	TP	+/-	PM
Jarome Iginla	2	1	2	3	3	0
Nathan MacKinnon	2	0	3	3	1	0

AVALANCHE	GP	Min	W-L-OT	SO	GA	SA	SV	GAA	SV%
Calvin Pickard	2	108	1-0-1	0	2	63	61	1.11	.968
Reto Berra	1	17	0-0-0	0	3	10	7	10.69	.700

## ALL-TIME SEASON SERIES RECORDS

YEAR	OVERALL	HOME	ROAD	YEAR	OVERALL	HOME	ROAD	YEAR	OVERALL	HOME	ROAD
1979-80	1-1-2	1-0-1	0-1-1	1991-92	3-5-0	3-1-0	0-4-0	2003-04	0-1-0-0	0-0-0-0	0-1-0-0
1980-81	2-2-0	2-0-0	0-2-0	1992-93	3-3-1	1-1-1	2-2-0	2005-06	Did Not Play Northwest Div. Teams		
1981-82	2-3-3	1-0-3	1-3-0	1993-94	1-4-0	0-2-0	1-2-0	2006-07	0-1-0	0-0-0	0-1-0
1982-83	2-6-0	2-2-0	0-4-0	1994-95	1-3-0	1-1-0	0-2-0	2007-08	0-1-0	0-1-0	0-0-0
1983-84	1-3-4	0-1-3	1-2-1	1995-96	2-0-0	1-0-0	1-0-0	2008-09	1-0-0	1-0-0	0-0-0
1984-85	3-5-0	2-2-0	1-3-0	1996-97	0-1-1	0-1-0	0-0-1	2009-10	1-1-0	1-0-0	0-1-0
1985-86	4-4-0	2-2-0	2-2-0	1997-98	0-1-1	0-1-0	0-0-1	2010-11	1-0-0	1-0-0	0-0-0
1986-87	3-3-2	3-0-1	0-3-1	1998-99	0-2-0	0-1-0	0-1-0	2011-12	0-0-1	0-0-0	0-0-1
1987-88	2-6-0	0-4-0	2-2-0	1999-00	0-2-0-0	0-1-0-0	0-1-0-0	2012-13	Did Not Play Western Conf. Teams		
1988-89	4-3-1	2-2-0	2-1-1	2000-01	0-1-1-0	0-0-1-0	0-1-0-0	2013-14	1-1-0	1-0-0	0-1-0
1989-90	6-1-1	3-1-0	3-0-1	2001-02	0-1-0-0	0-0-0-0	0-1-0-0	2014-15	1-1-0	1-0-0	0-1-0
1990-91	1-3-4	0-2-2	1-1-2	2002-03	0-0-0-1	0-0-0-1	0-0-0-0				

## ALL-TIME SEASON GAME RESULTS

10/24/1979	T	2-2	at COL (QUE)	1/28/1984	L	0-3	at COL (QUE)	10/8/1987	L	1-5	COL (QUE)	12/26/1990	W	4-1	at COL (QUE)	12/15/1995	W	4-2	COL
11/24/1979	T	4-4	COL (QUE)	1/29/1984	T	5-5*	COL (QUE)	11/1/1987	W	5-1	at COL (QUE)	3/2/1991	T	3-3*	at COL (QUE)	2/9/1996	W	3-2*	at COL
2/26/1980	L	5-9	at COL (QUE)	3/24/1984	W	3-2*	at COL (QUE)	11/7/1987	L	3-5	COL (QUE)	3/10/1991	L	1-2	COL (QUE)	11/16/1996	T	4-4*	at COL
4/4/1980	W	9-2	COL (QUE)	3/25/1984	T	6-6*	COL (QUE)	12/8/1987	W	5-4	at COL (QUE)	3/23/1991	L	3-7	at COL (QUE)	3/25/1997	L	0-4	COL
10/25/1980	W	4-2	COL (QUE)	10/31/1984	L	3-5	COL (QUE)	12/26/1987	L	2-4	COL (QUE)	10/5/1991	L	2-4	at COL (QUE)	10/24/1997	T	3-3*	at COL
12/21/1980	L	5-6	at COL (QUE)	11/10/1984	W	1-0	at COL (QUE)	12/27/1987	L	3-5	at COL (QUE)	11/12/1991	W	5-4	COL (QUE)	11/29/1997	L	2-3	COL
2/2/1981	L	2-4	at COL (QUE)	12/1/1984	L	4-8	at COL (QUE)	3/8/1988	L	4-6	at COL (QUE)	11/25/1991	L	2-5	at COL (QUE)	11/2/1998	L	2-3	COL
4/1/1981	W	5-4	COL (QUE)	1/2/1985	L	3-7	at COL (QUE)	3/13/1988	L	1-4	COL (QUE)	12/28/1991	L	1-4	at COL (QUE)	3/18/1999	L	2-3	at COL
10/6/1981	L	5-6	at COL (QUE)	2/10/1985	L	4-10	COL (QUE)	10/6/1988	L	2-5	COL (QUE)	1/2/1992	W	4-1	COL (QUE)	12/4/1999	L	1-3	at COL
11/21/1981	L	3-7	at COL (QUE)	3/24/1985	W	2-1	COL (QUE)	11/23/1988	W	4-3	COL (QUE)	2/22/1992	W	4-0	COL (QUE)	12/20/1999	L	2-4	COL
11/25/1981	T	3-3	COL (QUE)	4/6/1985	W	2-1	COL (QUE)	11/26/1988	W	4-2	at COL (QUE)	3/5/1992	L	4-10	COL (QUE)	11/3/2000	L	3-5	at COL
1/11/1982	L	2-6	at COL (QUE)	4/7/1985	L	1-4	at COL (QUE)	12/28/1988	T	4-4*	at COL (QUE)	3/9/1992	L	0-2	at COL (QUE)	1/6/2001	T	2-2*	COL
1/20/1982	W	4-2	COL (QUE)	10/15/1985	L	1-4	at COL (QUE)	1/23/1989	W	5-0	at COL (QUE)	11/3/1992	T	3-3*	COL (QUE)	10/23/2001	L	1-5	at COL
1/31/1982	T	4-4	COL (QUE)	10/30/1985	W	6-4	COL (QUE)	1/28/1989	L	2-3*	COL (QUE)	11/21/1992	L	2-8	at COL (QUE)	1/13/2003	OTL	2-3*	COL
3/16/1982	W	7-5	at COL (QUE)	11/9/1985	W	4-3	at COL (QUE)	2/23/1989	W	4-2	COL (QUE)	12/31/1992	L	2-6	COL (QUE)	2/3/2004	L	1-3	at COL
3/24/1982	T	3-3	COL (QUE)	12/31/1985	L	1-5	at COL (QUE)	3/23/1989	L	3-6	at COL (QUE)	1/9/1993	W	4-2	COL (QUE)	12/11/2006	L	2-5	at COL
11/10/1982	W	7-5	COL (QUE)	1/2/1986	L	2-3	COL (QUE)	10/8/1989	W	9-6	at COL (QUE)	2/27/1993	W	5-3	at COL (QUE)	1/12/2008	L	4-5	COL
12/28/1982	L	1-4	at COL (QUE)	1/17/1986	W	11-6	COL (QUE)	10/25/1989	W	2-0	COL (QUE)	3/8/1993	W	4-2	at COL (QUE)	2/22/2009	W	5-2	COL
1/27/1983	W	5-2	COL (QUE)	1/18/1986	W	5-2	at COL (QUE)	11/22/1989	L	2-4	COL (QUE)	4/10/1993	L	3-6	at COL (QUE)	10/23/2009	L	4-5	at COL
2/1/1983	L	3-12	at COL (QUE)	3/8/1986	L	3-6	COL (QUE)	12/26/1989	T	3-3*	at COL (QUE)	10/20/1993	L	2-5	COL (QUE)	1/8/2010	W	2-1	COL
3/5/1983	L	3-10	at COL (QUE)	11/1/1986	T	2-2*	COL (QUE)	3/23/1990	W	5-1	at COL (QUE)	1/29/1994	L	2-3	COL (QUE)	12/3/2010	W	2-1*	COL
3/6/1983	L	3-7	COL (QUE)	11/2/1986	T	3-3*	at COL (QUE)	2/21/1990	W	3-2	COL (QUE)	2/1/1994	W	2-1	at COL (QUE)	2/10/2012	OT	3-4*	at COL
4/2/1983	L	4-5	COL (QUE)	12/1/1986	L	1-4	at COL (QUE)	3/21/1990	W	4-1	COL (QUE)	3/17/1994	L	1-4	at COL (QUE)	10/25/2013	L	2-4	at COL
4/3/1983	L	5-6	at COL (QUE)	12/3/1986	W	2-1	COL (QUE)	3/31/1990	W	3-2	at COL (QUE)	4/7/1994	L	2-5	at COL (QUE)	11/12/2013	W	2-1	COL
10/13/1983	T	4-4*	COL (QUE)	1/23/1987	W	3-2	COL (QUE)	10/4/1990	T	3-3*	COL (QUE)	2/5/1995	L	1-3	at COL (QUE)	11/22/2014	L	3-4	at COL
11/17/1983	L	2-4	COL (QUE)	1/27/1987	L	2-4	at COL (QUE)	10/16/1990	T	1-1*	at COL (QUE)	2/8/1995	L	2-3	COL (QUE)	1/13/2015	W	3-2**	COL
11/19/1983	T	4-4*	at COL (QUE)	2/28/1987	W	2-1	COL (QUE)	11/21/1990	T	4-4*	COL (QUE)	3/9/1995	W	2-1	COL (QUE)				
12/27/1983	L	3-7	at COL (QUE)	3/10/1987	L	4-6	at COL (QUE)	11/28/1990	L	3-4	COL (QUE)	5/3/1995	L	1-4	at COL (QUE)				



# COLUMBUS BLUE JACKETS

## 2015-16 SCHEDULE

1/8/16	..... at CAR	7 p.m.
1/9/16	..... at CBJ	7 p.m.
3/24/16	..... at CBJ	7 p.m.
4/2/16	..... at CAR	7 p.m.

## HURRICANES vs. COLUMBUS

ALL-TIME:	GP: 22	11-9-2	GF: 55	GA: 60
at home:	GP: 12	6-4-2	GF: 32	GA: 34
on road:	GP: 10	5-5-0	GF: 23	GA: 26
in overtime:	GP: 3	1-2-0		

Majority owner/Governor	John P. McConnell
General manager	Jarmo Kekalainen
Head coach	Todd Richards
Associate coach	Craig Hartsburg
Assistant coach	Brad Larsen, Kenny McCudden
Goaltending coach	Ian Clark
Vice president of communications & team services	Todd Sharrock
Director of communications	Karen Davis
Manager of communications	Glenn Odebralski
General office	614/246-4625

Inaugural season	2000-01
Stanley Cup titles	None
Home ice	Nationwide Arena (2000)
Building capacity	18,144
2014-15 record	42-35-5
AHL affiliate	Lake Erie Monsters

## 2014-15 SERIES RECAP

### HURRICANES WIN SEASON SERIES: 3-0-1 (BLUE JACKETS: 1-2-1)

At CAROLINA HURRICANES	Attend	Goaltenders	Winning Goal
10 Mar '15 Hurricanes 3 Blue Jackets 4 (SO)	10,418	Ward vs. Bobrovsky (Ryan Johansen)	
07 Nov '14 Hurricanes 3 Blue Jackets 2 (OT)	11,540	Ward vs. McElhinney (Elias Lindholm)	

### SERIES STATISTICS

HURRICANES SPECIALTY TEAMS				BLUE JACKETS SPECIALTY TEAMS			
Power Play	4-23	17.4%		Power Play	5-16	31.2%	
Penalty Killing	11-16	68.8%		Penalty Killing	19-23	82.6%	

### GOALTENDING

HURRICANES	GP	Min	W-L-OT	SO	GA	SA	SV	GAA	SV%
Cam Ward	3	189	2-0-1	0	7	82	75	2.22	.915
Anton Khudobin	1	60	1-0-0	0	2	24	22	2.00	.917

At COLUMBUS BLUE JACKETS	Attend	Goaltenders	Winning Goal
15 Mar '15 Hurricanes 3 Blue Jackets 2	15,258	Khudobin vs. Bobrovsky	Brad Malone
04 Nov '14 Hurricanes 4 Blue Jackets 2	15,638	Ward vs. McElhinney	Justin Faulk

HURRICANES LEADING SCORER							BLUE JACKETS LEADING SCORER						
	GP	G	A	TP	+/-	PM		GP	G	A	TP	+/-	PM
Justin Faulk	4	3	2	5	1	2	Scott Hartnell	4	5	0	5	1	9

BLUE JACKETS	GP	Min	W-L-OT	SO	GA	SA	SV	GAA	SV%
Sergei Bobrovsky	2	123	1-1-0	0	6	59	53	2.92	.898
Curtis McElhinney	2	123	0-1-1	0	6	71	65	2.93	.915

## ALL-TIME SEASON SERIES RECORDS

YEAR	OVERALL	HOME	ROAD	YEAR	OVERALL	HOME	ROAD	YEAR	OVERALL	HOME	ROAD
2000-01	1-1-0-0	1-0-0-0	0-1-0-0	2006-07	Did Not Play Central Div. Teams			2011-12	0-1-0	0-0-0	0-1-0
2001-02	1-0-0-0	1-0-0-0	0-0-0-0	2007-08	0-1-0	0-0-0	0-1-0	2012-13	Did Not Play Western Conf. Teams		
2002-03	2-0-0-0	1-0-0-0	1-0-0-0	2008-09	0-1-0	0-1-0	0-0-0	2013-14	2-2-1	1-1-1	1-1-0
2003-04	1-1-0-0	0-1-0-0	1-0-0-0	2009-10	0-1-0	0-0-0	0-1-0	2014-15	3-0-1	1-0-1	2-0-0
2005-06	1-0-0	1-0-0	0-0-0	2010-11	0-1-0	0-1-0	0-0-0				

## ALL-TIME SEASON GAME RESULTS (\*Overtime \*\*Shootout)

12/29/2000 L 1-3 at CBJ	3/8/2004 W 4-1 at CBJ	3/23/2012 L 1-5 at CBJ	11/4/2014 W 4-2 at CBJ
3/7/2001 W 2-1 CBJ	12/15/2005 W 2-1 CBJ	12/23/2013 L 3-4 CBJ	11/7/2014 W 3-2* CBJ
11/19/2001 W 5-2 CBJ	12/29/2007 L 1-4 at CBJ	1/10/2014 L 0-3 at CBJ	3/10/2015 OT 3-4** CBJ
11/30/2002 W 4-2 at CBJ	2/14/2009 L 1-5 CBJ	1/27/2014 W 3-2 CBJ	3/15/2015 W 3-2 at CBJ
3/10/2003 W 6-5 CBJ	11/7/2009 L 2-3 at CBJ	3/18/2014 W 3-1 at CBJ	
3/2/2004 L 0-3 CBJ	3/12/2011 L 2-3 CBJ	3/29/2014 OT 2-3* CBJ	



# DALLAS STARS

## 2015-16 SCHEDULE

11/6/15 ..... at CAR ..... 7 p.m.  
12/8/15 ..... at DAL ..... 8:30 p.m.

## HURRICANES vs. DALLAS

ALL-TIME: ..... GP: 73 ..... 27-37-8-1 ..... GF: 221 ..... GA: 265  
at home: ..... GP: 38 ..... 16-18-4 ..... GF: 121 ..... GA: 132  
on road: ..... GP: 35 ..... 11-19-4-1 ..... GF: 100 ..... GA: 133  
in overtime: ..... GP: 11 ..... 2-3-6

Owner/Governor ..... Tom Gaglardi  
General manager ..... Jim Nill  
Head coach ..... Lindy Ruff  
Assistant coaches ..... Curt Fraser, James Patrick  
Goaltending coach ..... Jeff Reese  
Vice president, communications ..... Tom Holy  
Media relations manager ..... Ben Fromstein  
General office ..... 214/387-5500

Inaugural season ..... 1967-68 (Minnesota); 1993-94 (Dallas)  
Stanley Cup titles ..... 1 (1999)  
Home ice ..... American Airlines Center (2001)  
Building capacity ..... 18,532  
2014-15 record ..... 41-31-10  
AHL affiliate ..... Texas Stars

## 2014-15 SERIES RECAP

### SEASON SERIES TIED: 1-1-0

At CAROLINA HURRICANES	Attend	Goaltenders	Winning Goal	At DALLAS STARS	Attend	Goaltenders	Winning Goal
12 Mar '15 Hurricanes 3 Stars 5	10,025	Khudobin vs. Lehtonen	Cody Eakin	18 Nov '14 Hurricanes 6 Stars 4	15,678	Ward vs. Lehtonen, Lindback	Eric Staal

### SERIES STATISTICS

HURRICANES SPECIALTY TEAMS				STARS SPECIALTY TEAMS				HURRICANES LEADING SCORER				STARS LEADING SCORER			
Power Play.....1-5.....	20.0%	Power Play.....0-3.....	0.0%	GP	G	A	TP	+/	PM	GP	G	A	TP	+/	PM
Penalty Killing.....3-3.....	100.0%	Penalty Killing.....4-5.....	80.0%	Victor Rask	2	2	2	4	2	Cody Eakin	2	2	2	4	2

### GOALTENDING

HURRICANES	GP	Min	W-L-OT	SO	GA	SA	SV	GAA	SV%	STARS	GP	Min	W-L-OT	SO	GA	SA	SV	GAA	SV%
Cam Ward	1	60	1-0-0	0	4	27	23	4.02	.852	Kari Lehtonen	2	96	1-0-0	0	7	34	27	4.38	.794
Anton Khudobin	1	59	0-1-0	0	4	31	27	4.07	.871	Anders Lindback	1	22	0-1-0	0	2	9	7	5.57	.778

## ALL-TIME SEASON SERIES RECORDS

YEAR	OVERALL	HOME	ROAD	YEAR	OVERALL	HOME	ROAD	YEAR	OVERALL	HOME	ROAD
1979-80	0-4-0	0-2-0	0-2-0	1991-92	1-1-1	0-1-1	1-0-0	2003-04	0-1-0-0	0-1-0-0	0-0-0-0
1980-81	1-3-0	1-1-0	0-2-0	1992-93	1-0-1	0-0-1	1-0-0	2005-06	0-0-1	0-0-0	0-0-1
1981-82	1-2-0	1-1-0	0-1-0	1993-94	0-1-1	0-0-1	0-1-0	2006-07	1-0-0	1-0-0	0-0-0
1982-83	0-2-1	0-1-0	0-1-1	1994-95	Did Not Play Western Conf. Teams			2007-08	Did Not Play Pacific Div. Teams		
1983-84	3-0-0	2-0-0	1-0-0	1995-96	1-1-0	0-1-0	1-0-0	2008-09	0-1-0	0-0-0	0-1-0
1984-85	1-2-0	0-1-0	1-1-	1996-97	0-2-0	0-1-0	0-1-0	2009-10	1-1-0	1-0-0	0-1-0
1985-86	1-2-0	1-1-0	0-1-0	1997-98	0-2-0	0-1-0	0-1-0	2010-11	0-1-1	0-1-0	0-0-1
1986-87	1-2-0	1-0-0	0-2-0	1998-99	0-1-1	0-0-1	0-1-0	2011-12	0-1-0	0-1-0	0-0-0
1987-88	3-0-0	2-0-0	1-0-0	1999-00	1-1-0-0	1-0-0-0	0-1-0-0	2012-13	Did Not Play Western Conf. Teams		
1988-89	2-1-0	0-1-0	2-0-0	2000-01	1-0-0-0	1-0-0-0	0-0-0-0	2013-14	1-1-0	1-0-0	0-1-0
1989-90	2-1-0	1-1-0	1-0-0	2001-02	1-0-1-0	1-0-0-0	0-0-1-0	2014-15	1-1-0	0-1-0	1-0-0
1990-91	1-2-0	0-1-0	1-1-0	2002-03	1-0-0-1	1-0-0-0	0-0-0-1				

## ALL-TIME SEASON GAME RESULTS (\*Overtime \*\*Shootout)

10/11/1979	L	1-4	at DAL (MIN)	12/23/1983	W	5-3	DAL (MIN)	12/3/1988	L	2-4	DAL (MIN)	2/11/1996	W	5-3	at DAL	12/22/2003	L	1-3	DAL
1/9/1980	L	2-6	at DAL (MIN)	1/10/1984	W	6-3	at DAL (MIN)	2/18/1989	W	4-3	at DAL (MIN)	2/25/1996	L	2-6	DAL	12/2/2005	OT	4-5**	at DAL
2/10/1980	L	2-6	DAL (MIN)	10/27/1984	W	5-3	at DAL (MIN)	10/7/1989	L	4-6	DAL (MIN)	12/20/1996	L	1-4	DAL	11/18/2006	W	5-4	DAL
3/16/1980	L	1-6	DAL (MIN)	11/28/1984	L	2-4	DAL (MIN)	12/23/1989	W	4-3	DAL (MIN)	3/21/1997	L	0-2	at DAL	3/12/2009	L	2-3	at DAL
10/11/1980	L	3-9	at DAL (MIN)	1/12/1985	L	4-5	at DAL (MIN)	2/7/1990	W	5-3	at DAL (MIN)	1/3/1998	L	1-6	DAL	11/23/2009	L	0-2	at DAL
11/12/1980	L	1-5	DAL (MIN)	11/13/1985	W	5-2	DAL (MIN)	10/24/1990	L	0-3	at DAL (MIN)	3/20/1998	L	1-6	at DAL	12/16/2009	W	5-3	DAL
2/14/1981	L	4-7	at DAL (MIN)	2/15/1986	L	1-4	at DAL (MIN)	11/10/1990	W	3-2	at DAL (MIN)	10/15/1998	T	2-2*	DAL	11/29/2010	L	1-4	DAL
2/25/1981	W	3-2	DAL (MIN)	2/26/1986	L	2-5	DAL (MIN)	12/23/1990	L	2-5	DAL (MIN)	3/21/1999	L	2-3*	at DAL	12/10/2010	OT	1-2**	at DAL
11/7/1981	W	4-2	DAL (MIN)	12/31/1986	L	2-5	at DAL (MIN)	1/28/1992	L	3-4	DAL (MIN)	11/20/1999	W	1-0	DAL	11/6/2011	L	2-5	DAL
2/22/1982	L	7-8	at DAL (MIN)	1/10/1987	L	3-4	at DAL (MIN)	2/9/1992	T	4-4*	DAL (MIN)	12/8/1999	L	1-2	at DAL	2/27/2014	L	1-4	at DAL
3/28/1982	L	2-5	DAL (MIN)	3/21/1987	W	5-1	DAL (MIN)	2/29/1992	W	5-4*	at DAL (MIN)	10/10/2000	W	5-2	DAL	4/3/2014	W	4-1	DAL
11/2/1982	L	6-7	DAL (MIN)	1/19/1988	W	6-3	at DAL (MIN)	1/3/1993	T	6-6*	DAL (MIN)	10/7/2001	W	3-0	DAL	11/18/2014	W	6-4	at DAL
12/14/1982	T	3-3	at DAL (MIN)	1/23/1988	W	5-0	DAL (MIN)	3/27/1993	W	2-1	at DAL (MIN)	11/21/2001	T	4-4*	at DAL	3/12/2015	L	3-5	DAL
1/22/1983	L	2-7	at DAL (MIN)	3/26/1988	W	8-1	DAL (MIN)	10/27/1993	L	1-5	at DAL	12/22/2002	W	1-0	DAL				
11/8/1983	W	6-4	DAL (MIN)	11/12/1988	W	3-1	at DAL (MIN)	3/12/1994	T	2-2*	DAL	2/11/2003	OTL	1-2*	at DAL				



# DETROIT RED WINGS

## 2015-16 SCHEDULE

10/10/15	.....at CAR	7 p.m.
10/16/15	.....at DET	7:30 p.m.
10/27/15	.....at DET	7:30 p.m.

## HURRICANES vs. DETROIT

ALL-TIME:	GP: 73	27-36-9-1	GF: 214	GA: 238
at home:	GP: 36	19-15-2	GF: 114	GA: 99
on road:	GP: 37	8-21-7-1	GF: 100	GA: 140
in overtime:	GP: 8	1-3-4		

Owner/Governor	.....Mike Ilitch
Executive vice president/General manager	.....Ken Holland
Head coach	.....Jeff Blashill
Assistant coaches	.....Tony Granato, Pat Ferschweiler
Goaltending coach	.....Jim Bedard
Director of communications	.....Todd Beam
Public relations coordinator	.....Kyle Kujawa
General office	.....313/394-7000

Inaugural season	.....1926-27
Stanley Cup titles	.....11 (1936, 1937, 1943, 1950, 1952, 1954, 1955, 1997, 1998, 2002, 2008)
Home ice	.....Joe Louis Arena (1979)
Building capacity	.....20,027
2014-15 record	.....43-25-14
AHL affiliate	.....Grand Rapids Griffins

## 2014-15 SERIES RECAP

### RED WINGS WIN SEASON SERIES: 3-0-0

At CAROLINA HURRICANES	Attend	Goaltenders	Winning Goal
11 Apr '15 Hurricanes 0 Red Wings 2	16,680	Ward vs. Mrazek	Landon Ferraro
07 Dec '14 Hurricanes 1 Red Wings 3	13,489	Ward vs. Mrazek	Tomas Tatar

### SERIES STATISTICS

HURRICANES SPECIALTY TEAMS	RED WINGS SPECIALTY TEAMS
Power Play.....0-7.....0.0%	Power Play.....1-5.....20.0%
Penalty Killing.....4-5.....80.0%	Penalty Killing.....7-7.....100.0%

### GOALTENDING

HURRICANES	GP	Min	W-L-OT	SO	GA	SA	SV	GAA	SV%
Cam Ward	2	116	0-2-0	0	4	50	46	2.07	.920
Anton Khudobin	1	58	0-1-0	0	3	25	22	3.10	.880

RED WINGS	GP	Min	W-L-OT	SO	GA	SA	SV	GAA	SV%
Petr Mrazek	2	120	2-0-0	1	1	70	69	0.50	.986
Jimmy Howard	1	60	1-0-0	0	2	32	30	2.00	.938

## ALL-TIME SEASON SERIES RECORDS

YEAR	OVERALL	HOME	ROAD	YEAR	OVERALL	HOME	ROAD	YEAR	OVERALL	HOME	ROAD
1979-80	2-1-1	1-1-0	1-0-1	1991-92	0-2-0	0-1-0	0-1-0	2003-04	0-1-1-0	0-1-0-0	0-0-1-0
1980-81	2-0-2	2-0-0	0-0-2	1992-93	0-2-0	0-1-0	0-1-0	2005-06	1-0-0	1-0-0	0-0-0
1981-82	2-0-1	1-0-0	1-0-1	1993-94	1-2-0	1-0-0	0-2-0	2006-07	Did Not Play Central Div. Teams		
1982-83	0-3-0	0-2-0	0-1-0	1994-95	Did Not Play Western Conf. Teams			2007-08	0-1-0	0-0-0	0-1-0
1983-84	1-1-1	1-0-0	0-1-1	1995-96	0-2-0	0-1-0	0-1-0	2008-09	0-1-0	0-1-0	0-0-0
1984-85	2-1-0	2-0-0	0-1-0	1996-97	0-2-0	0-1-0	0-1-0	2009-10	0-1-0	0-0-0	0-1-0
1985-86	2-1-0	1-0-0	1-1-0	1997-98	1-1-0	1-0-0	0-1-0	2010-11	1-0-0	1-0-0	0-0-0
1986-87	1-1-1	1-1-0	0-0-1	1998-99	1-1-0	1-0-0	0-1-0	2011-12	0-1-0	0-0-0	0-1-0
1987-88	2-1-0	1-0-0	1-1-0	1999-00	0-2-0-0	0-1-0-0	0-1-0-0	2012-13	Did Not Play Western Conf. Teams		
1988-89	2-1-0	1-1-0	1-0-0	2000-01	0-0-0-1	0-0-0-0	0-0-0-1	2013-14	1-1-1	0-0-1	1-1-0
1989-90	2-0-1	0-0-1	2-0-0	2001-02	0-2-0-0	0-1-0-0	0-1-0-0	2014-15	0-3-0	0-2-0	0-1-0
1990-91	2-1-0	2-0-0	0-1-0	2002-03	1-0-0-0	1-0-0-0	0-0-0-0				

## ALL-TIME SEASON GAME RESULTS (\*Overtime \*\*Shootout)

1/6/1980 L 1-2 DET	2/1/1984 T 6-6* at DET	12/30/1988 W 4-3 DET	12/31/1995 L 2-3 at DET	1/31/2004 T 4-4* at DET
1/12/1980 W 6-4 at DET	2/7/1984 W 4-1 DET	12/31/1988 W 3-2 at DET	3/6/1996 L 2-4 DET	1/10/2006 W 3-2 DET
3/12/1980 T 4-4 at DET	10/18/1984 W 7-3 DET	10/21/1989 T 3-3* DET	11/4/1996 L 1-5 at DET	12/9/2007 L 2-5 at DET
4/6/1980 W 5-3 DET	11/21/1984 L 2-4 at DET	11/3/1989 W 4-3 at DET	11/8/1996 L 1-4 DET	10/13/2008 L 1-3 DET
10/18/1980 W 4-2 DET	1/3/1985 W 6-2 DET	11/14/1989 W 3-0 at DET	10/18/1997 L 2-4 at DET	1/14/2010 L 1-3 at DET
10/29/1980 W 5-3 DET	12/29/1985 W 5-2 DET	10/12/1990 L 2-4 at DET	11/5/1997 W 3-1 DET	4/6/2011 W 3-0 DET
2/12/1981 T 2-2 at DET	2/6/1986 L 3-4* at DET	2/13/1991 W 6-2 at DET	12/12/1998 W 3-0 DET	3/24/2012 L 4-5 at DET
3/10/1981 T 4-4 at DET	3/18/1986 W 6-4 at DET	3/14/1991 W 4-2 DET	1/21/1999 L 1-4 at DET	10/4/2013 OT 2-3* DET
10/17/1981 W 8-1 DET	12/6/1986 L 1-4 DET	11/1/1991 L 5-8 at DET	11/5/1999 L 2-3 at DET	11/21/2013 L 3-4 at DET
12/22/1981 W 3-2 at DET	12/20/1986 T 2-2* at DET	2/23/1992 L 0-4 DET	12/22/1999 L 1-4 DET	4/11/2014 W 2-1 at DET
1/23/1982 T 2-2 at DET	3/3/1987 W 5-3 DET	11/6/1992 L 2-5 at DET	2/14/2001 OTL 3-4* at DET	12/7/2014 L 1-3 DET
10/30/1982 L 2-4 DET	11/6/1987 L 1-3 at DET	11/14/1992 L 0-2 DET	10/30/2001 L 2-5 DET	4/7/2015 L 2-3 at DET
2/9/1983 L 5-6 DET	1/24/1988 W 2-1* DET	12/1/1993 W 5-3 DET	11/13/2001 L 3-4 at DET	4/11/2015 L 0-2 DET
2/20/1983 L 2-7 at DET	3/24/1988 W 3-2 at DET	2/24/1994 L 0-3 at DET	11/29/2002 W 6-4 DET	
1/3/1984 L 1-7 at DET	11/16/1988 L 3-4 DET	3/29/1994 L 2-6 at DET	1/2/2004 L 1-4 DET	



# EDMONTON OILERS

## 2015-16 SCHEDULE

11/25/15 ..... at CAR ..... 7 p.m.  
1/4/16 ..... at EDM ..... 9 p.m.

## HURRICANES vs. EDMONTON

ALL-TIME: ..... GP: 70 ..... 22-35-13 ..... GF: 242 ..... GA: 252  
at home: ..... GP: 34 ..... 14-13-7 ..... GF: 135 ..... GA: 110  
on road: ..... GP: 36 ..... 8-22-6 ..... GF: 107 ..... GA: 142  
in overtime: ..... GP: 10 ..... 0-2-8

Owner/Governor ..... Daryl A. Katz (Rexall Sports Corp.)  
President of Hockey Operations and general manager ..... Peter Chiarelli  
Head coach ..... Todd McLellan  
Assistant coaches ..... Jay Woodcroft, Jim Johnson, Ian Herbes  
Goaltending coach ..... Dustin Schwartz  
Director, communications & media relations ..... J.J. Hebert  
Manager, communications & team services ..... Patrick Garland  
Coordinator, communications & media relations ..... Shawn May  
General office ..... 780/414-4000

Inaugural season ..... 1972-73 (WHA); 1979-80 (NHL)  
Stanley Cup titles ..... 5 (1984, 1985, 1987, 1988, 1990)  
Home ice ..... Rexall Place (1974)  
Building capacity ..... 16,839  
2014-15 record ..... 24-44-14  
AHL affiliate ..... Bakersfield Condor

## SERIES RECORDS

Winning streak ..... 3 ..... 11/12/1997-12/15/1998  
Losing streak ..... 4 (2x) ..... 1/31/1992-1/15/1993  
Unbeaten streak ..... 6 ..... 11/12/1997-3/15/2000  
Goals scored ..... 11 ..... 2/12/1984 (W, 11-0)  
Goals allowed ..... 9 ..... 3/8/1983 (L, 4-9)  
Goals, both teams ..... 15 ..... 3/29/1985 (W, 8-7)  
Current CAR streak ..... 1 win  
Current EDM streak ..... 1 loss

## LAST TRANSACTION

6/26/2010 CAR acquired Riley Nash from EDM in exchange for OTT's 2010 second-round pick (46th overall – Martin Marincin).

## 2014-15 SERIES RECAP

### SEASON SERIES TIED: 1-1-0

At CAROLINA HURRICANES  
08 Mar '15 Hurricanes 7 Oilers 4  
Attend 12,826 Goaltenders Ward vs. Bachman Winning Goal Jeff Skinner

At EDMONTON OILERS  
24 Oct '14 Hurricanes 3 Oilers 6  
Attend 16,839 Goaltenders Khudobin vs. Scrivens Winning Goal Leon Draisaitl

### SERIES STATISTICS

HURRICANES SPECIALTY TEAMS  
Power Play ..... 3-6 ..... 50.0%  
Penalty Killing ..... 4-7 ..... 57.1%  
OILERS SPECIALTY TEAMS  
Power Play ..... 3-7 ..... 42.9%  
Penalty Killing ..... 3-6 ..... 50.0%

HURRICANES LEADING SCORER  
GP G A TP +/- PM  
Elias Lindholm 2 3 2 5 2 2  
OILERS LEADING SCORER  
GP G A TP +/- PM  
Jordan Eberle 2 3 3 6 2 4

### GOALTENDING

HURRICANES	GP	Min	W-L-OT	SO	GA	SA	SV	GAA	SV%
Cam Ward	1	60	1-0-0	0	4	20	16	4.00	.800
Anton Khudobin	1	59	0-1-0	0	5	28	23	5.08	.821

OILERS	GP	Min	W-L-OT	SO	GA	SA	SV	GAA	SV%
Ben Scrivens	1	60	1-0-0	0	3	30	27	3.01	.900
Richard Bachman	1	59	0-1-0	0	6	34	28	6.11	.824

## ALL-TIME SEASON SERIES RECORDS

YEAR	OVERALL	HOME	ROAD	YEAR	OVERALL	HOME	ROAD	YEAR	OVERALL	HOME	ROAD
1979-80	2-1-1	2-0-0	0-1-1	1991-92	0-3-0	0-1-0	0-2-0	2003-04	1-0-0-0	0-0-0-0	1-0-0-0
1980-81	1-2-1	1-1-0	0-1-1	1992-93	1-1-0	1-0-0	0-1-0	2005-06	Did Not Play Northwest Div. Teams		
1981-82	0-2-1	0-0-1	0-2-0	1993-94	1-0-1	0-0-1	1-0-0	2006-07	0-1-0	0-0-0	0-1-0
1982-83	0-2-1	0-1-1	0-1-0	1994-95	Did Not Play Western Conf. Teams			2007-08	1-0-0	1-0-0	0-0-0
1983-84	1-2-0	1-0-0	0-2-0	1995-96	1-0-1	0-0-1	1-0-0	2008-09	0-1-0	0-1-0	0-0-0
1984-85	1-2-0	1-1-0	0-1-0	1996-97	0-2-0	0-1-0	0-1-0	2009-10	0-1-0	0-0-0	0-1-0
1985-86	0-3-0	0-1-0	0-2-0	1997-98	2-0-0	1-0-0	1-0-0	2010-11	1-0-0	1-0-0	0-0-0
1986-87	1-2-0	1-1-0	0-1-0	1998-99	1-0-1	1-0-0	0-0-1	2011-12	1-0-0	0-0-0	1-0-0
1987-88	1-2-0	0-1-0	1-1-0	1999-00	0-0-2-0	0-0-1-0	0-0-1-0	2012-13	Did Not Play Western Conf. Teams		
1988-89	1-2-0	1-1-0	0-1-0	2000-01	0-1-0-0	0-1-0-0	0-0-0-0	2013-14	0-1-1	0-1-0	0-0-1
1989-90	1-0-2	0-0-1	1-0-1	2001-02	1-0-1-0	0-0-1-0	1-0-0-0	2014-15	1-1-0	1-0-0	0-1-0
1990-91	1-2-0	1-1-0	0-1-0	2002-03	0-1-0-0	0-0-0-0	0-1-0-0				

## ALL-TIME SEASON GAME RESULTS

11/17/1979 W 4-0 EDM	1/7/1984 L 3-5 at EDM	1/30/1988 L 2-5 at EDM	2/20/1993 W 7-3 EDM	11/11/2001 T 1-1* EDM
12/9/1979 L 0-3 at EDM	2/12/1984 W 11-0 EDM	12/17/1988 L 2-4 EDM	11/13/1993 T 4-4* EDM	1/10/2002 W 4-1 at EDM
1/2/1980 T 3-3 at EDM	3/21/1984 L 3-5 at EDM	2/21/1989 L 4-7 at EDM	2/12/1994 W 5-2 at EDM	12/11/2002 L 1-4 at EDM
2/19/1980 W 6-2 EDM	11/30/1984 L 2-4 EDM	3/8/1989 W 7-3 EDM	1/9/1996 W 5-1 at EDM	12/9/2003 W 3-2 at EDM
11/28/1980 W 6-4 EDM	2/3/1985 L 3-6 at EDM	1/6/1990 T 4-4* at EDM	2/28/1996 T 4-4* EDM	12/6/2006 L 1-3 at EDM
12/7/1980 L 4-6 at EDM	3/29/1985 W 8-7 EDM	1/30/1990 T 4-4* EDM	1/12/1997 L 1-2* at EDM	1/18/2008 W 7-2 EDM
1/9/1981 T 6-6 at EDM	11/30/1985 L 5-8 at EDM	3/18/1990 W 3-1 at EDM	3/15/1997 L 2-4 EDM	11/1/2008 L 1-3 EDM
3/25/1981 L 2-7 EDM	1/4/1986 L 3-4 at EDM	12/1/1990 L 2-4 EDM	11/12/1997 W 6-4 at EDM	2/1/2010 L 2-4 at EDM
10/21/1981 L 2-5 at EDM	1/15/1986 L 1-4 EDM	12/30/1990 L 3-4 at EDM	3/15/1998 W 4-1 EDM	11/9/2010 W 7-1 EDM
11/11/1981 T 4-4 EDM	11/15/1986 W 6-2 EDM	2/6/1991 W 5-1 EDM	12/15/1998 W 3-0 EDM	12/7/2011 W 5-3 at EDM
2/19/1982 L 4-7 at EDM	3/15/1987 L 1-4 at EDM	1/31/1992 L 1-4 at EDM	2/27/1999 T 2-2* at EDM	12/10/2013 OT 4-5* at EDM
10/14/1982 T 4-4 EDM	3/25/1987 L 3-5 EDM	2/13/1992 L 1-3 EDM	10/13/1999 T 3-3* at EDM	3/16/2014 L 1-2 EDM
10/20/1982 L 2-4 at EDM	12/19/1987 W 4-3 at EDM	3/14/1992 L 1-3 at EDM	3/15/2000 T 2-2* EDM	10/24/2014 L 3-6 at EDM
3/8/1983 L 4-9 EDM	1/6/1988 L 1-5 EDM	1/15/1993 L 1-3 at EDM	3/11/2001 L 2-3 EDM	3/8/2015 W 7-4 EDM



# FLORIDA PANTHERS

## 2015-16 SCHEDULE

10/13/15	..... at CAR	7 p.m.
12/18/15	..... at CAR	7 p.m.
4/9/16	..... at FLA	7 p.m.

## HURRICANES vs. FLORIDA

ALL-TIME:	GP: 109	54-39-15-1	GF: 294	GA: 301
at home:	GP: 54	35-14-5	GF: 170	GA: 131
on road:	GP: 55	19-25-10-1	GF: 124	GA: 170
in overtime:	GP: 29	11-5-13		

Chairman, Owner & Governor	Vincent J. Viola
Executive vice president & General manager	Dale Tallon
Head coach	Gerard Gallant
Assistant coaches	John Madden, Mike Kelly
Goaltending coach	Robb Tallas
Director, communications	Justin Copertino
Director, digital media	Adelyn Biedenbach
General office	954/835-7000

Inaugural season	1993-94
Stanley Cup titles	None
Home ice	BB&T Center (1998)
Building capacity	19,250
2014-15 record	38-29-15
AHL affiliate	Portland Pirates

## 2014-15 SERIES RECAP

### PANTHERS WIN SEASON SERIES: 3-0-0

At CAROLINA HURRICANES	Attend	Goaltenders	Winning Goal
14 Mar '15 Hurricanes0 Panthers 2	11,790	Ward vs. Ellis	Brandon Pirri

### SERIES STATISTICS

HURRICANES SPECIALTY TEAMS				PANTHERS SPECIALTY TEAMS			
Power Play	1-7	14.3%		Power Play	1-5	20.0%	
Penalty Killing	4-5	80.0%		Penalty Killing	6-7	85.7%	

### GOALTENDING

HURRICANES	GP	Min	W-L-OT	SO	GA	SA	SV	GAA	SV%
Cam Ward	2	116	0-2-0	0	2	49	47	1.04	.959
Anton Khudobin	1	60	0-1-0	0	6	35	29	6.00	.829

At FLORIDA PANTHERS	Attend	Goaltenders	Winning Goal
02 Apr '15 Hurricanes1 Panthers 6	9,827	Khudobin vs. Luongo	Brandon Pirri
26 Nov '14 Hurricanes0 Panthers 1	8,119	Ward vs. Luongo, Montoya	Nick Bjugstad

### HURRICANES LEADING SCORER

	GP	G	A	TP	+/-	PM
Chris Terry	2	1	0	1	-3	2
Justin Faulk	3	0	1	1	-4	0
Elias Lindholm	3	0	1	1	-2	0

### PANTHERS LEADING SCORER

	GP	G	A	TP	+/-	PM
Brandon Pirri	3	2	1	3	2	0
Vincent Trocheck	3	2	1	3	4	0
Jonathan Huberdeau	3	0	3	3	3	0
Jimmy Hayes	2	0	3	3	2	0

PANTHERS	GP	Min	W-L-OT	SO	GA	SA	SV	GAA	SV%
Roberto Luongo	2	90	2-0-0	0	1	43	42	0.66	.977
Dan Ellis	1	60	1-0-0	1	0	27	27	0.00	1.000
AI Montoya	1	30	0-0-0	0	0	22	22	0.00	1.000

## ALL-TIME SEASON SERIES RECORDS

YEAR	OVERALL	HOME	ROAD	YEAR	OVERALL	HOME	ROAD	YEAR	OVERALL	HOME	ROAD
1993-94	3-1-0	1-1-0	2-0-0	2000-01	2-1-2-0	1-1-0-0	1-0-2-0	2008-09	3-3-0	2-1-0	1-2-0
1994-95	0-3-1	0-2-0	0-1-1	2001-02	4-0-1-0	2-0-1-0	2-0-0-0	2009-10	3-3-0	3-0-0	0-3-0
1995-96	1-3-0	1-1-0	0-2-0	2002-03	1-3-0-1	1-1-0-0	0-2-0-1	2010-11	4-1-1	2-0-1	2-1-0
1996-97	2-1-1	2-0-0	0-1-1	2003-04	2-2-2-0	2-0-1-0	0-2-1-0	2011-12	1-3-2	1-1-1	0-2-1
1997-98	1-3-0	0-2-0	1-1-0	2005-06	6-1-1	4-0-0	2-1-1	2012-13	2-2-0	1-1-0	1-1-0
1998-99	1-0-4	1-0-1	0-0-3	2006-07	7-1-0	4-0-0	3-1-0	2013-14	3-0-0	2-0-0	1-0-0
1999-00	3-2-0-0	2-1-0-0	1-1-0-0	2007-08	5-3-0	3-1-0	2-2-0	2014-15	0-3-0	0-1-0	0-2-0

## ALL-TIME SEASON GAME RESULTS (\*Overtime \*\*Shootout)

11/23/1993	W	2-1*	at FLA	1/14/1999	W	3-2	FLA	4/4/2003	L	1-4	at FLA	4/7/2007	W	5-4*	FLA	11/6/2010	W	3-2	FLA
11/27/1993	W	4-0	FLA	2/6/1999	T	3-3*	FLA	10/9/2003	L	1-3	at FLA	10/31/2007	L	2-4	at FLA	12/15/2010	W	4-3	at FLA
12/29/1993	L	3-5	FLA	3/6/1999	T	2-2*	at FLA	10/13/2003	T	2-2*	FLA	11/3/2007	W	4-2	FLA	1/3/2011	OT	3-4*	FLA
3/4/1994	W	2-1	at FLA	12/26/1999	W	4-3*	FLA	2/16/2004	W	3-1	FLA	11/12/2007	W	4-3	at FLA	1/7/2011	W	5-3	at FLA
1/28/1995	L	1-2	FLA	1/14/2000	L	1-5	at FLA	3/25/2004	W	3-2	FLA	11/17/2007	W	2-1	FLA	3/1/2011	W	2-1	FLA
2/11/1995	L	3-4	at FLA	2/1/2000	W	4-2	FLA	3/29/2004	L	1-3	at FLA	12/20/2007	L	4-5	at FLA	11/29/2011	L	1-3	FLA
3/12/1995	L	1-4	FLA	2/24/2000	L	2-4	FLA	4/4/2004	T	6-6*	at FLA	2/16/2008	W	5-4	FLA	12/18/2011	OT	2-3*	at FLA
3/29/1995	T	4-4*	at FLA	2/26/2000	W	2-1*	at FLA	11/5/2005	W	2-0	FLA	3/20/2008	W	2-1**	at FLA	2/25/2012	OT	2-3**	FLA
10/21/1995	L	0-3	at FLA	10/13/2000	T	2-2*	at FLA	11/11/2005	W	1-0	at FLA	4/4/2008	L	3-4	FLA	3/11/2012	L	0-2	at FLA
12/2/1995	L	3-5	FLA	11/15/2000	L	1-4	FLA	12/23/2005	W	4-3	FLA	10/10/2008	W	6-4	FLA	3/21/2012	W	3-1	FLA
3/2/1996	W	7-1	FLA	11/29/2000	W	2-1*	at FLA	1/25/2006	W	4-3**	at FLA	11/24/2008	L	2-3	at FLA	4/7/2012	L	1-4	at FLA
4/1/1996	L	2-3	at FLA	1/9/2001	W	7-3	FLA	3/3/2006	W	5-2	FLA	12/18/2008	W	2-1*	FLA	1/19/2013	L	1-5	at FLA
10/12/1996	L	0-6	at FLA	1/12/2001	T	2-2*	at FLA	3/10/2006	L	3-5	at FLA	1/8/2009	L	2-4	at FLA	3/2/2013	W	6-2	FLA
11/29/1996	T	1-1*	at FLA	12/8/2001	W	3-2	at FLA	3/11/2006	OT	3-4*	at FLA	2/12/2009	L	0-5	FLA	3/3/2013	W	3-2	at FLA
12/11/1996	W	5-2	FLA	12/12/2001	W	4-1	FLA	3/31/2006	W	3-2	FLA	3/23/2009	W	3-2*	at FLA	3/19/2013	L	1-4	FLA
1/22/1997	W	2-1*	FLA	1/25/2002	T	1-1*	FLA	10/11/2006	L	3-6	at FLA	10/9/2009	W	7-2	FLA	1/18/2014	W	3-2	FLA
12/10/1997	L	2-5	FLA	3/21/2002	W	3-2	FLA	12/23/2006	W	3-2*	at FLA	11/4/2009	L	0-3	at FLA	2/7/2014	W	5-1	FLA
12/26/1997	L	2-5	FLA	4/12/2002	W	3-1	at FLA	12/26/2006	W	4-2	FLA	12/18/2009	L	3-6	at FLA	3/27/2014	W	3-0	at FLA
1/27/1998	L	0-3	at FLA	12/4/2002	L	2-4	at FLA	1/11/2007	W	6-4	FLA	12/19/2009	W	3-2	FLA	11/26/2014	L	0-1	at FLA
3/23/1998	W	5-3	at FLA	12/6/2002	L	0-2	FLA	1/16/2007	W	3-2*	at FLA	2/9/2010	W	4-1	FLA	3/14/2015	L	0-2	FLA
12/5/1998	T	3-3*	at FLA	1/24/2003	W	3-1	FLA	3/13/2007	W	3-1	FLA	3/6/2010	L	1-4	at FLA	4/2/2015	L	1-6	at FLA
1/1/1999	T	3-3*	at FLA	1/25/2003	OTL	2-3*	at FLA	4/1/2007	W	4-3*	at FLA	11/5/2010	L	4-7	at FLA				





# LOS ANGELES KINGS

## 2015-16 SCHEDULE

10/23/15 ..... at LA ..... 10:30 p.m.  
11/22/15 ..... at CAR ..... 1 p.m.

## HURRICANES vs. LOS ANGELES

ALL-TIME: ..... GP: 71 ..... 29-32-10 ..... GF: 249 ..... GA: 270  
at home: ..... GP: 36 ..... 18-12-6 ..... GF: 124 ..... GA: 125  
on road: ..... GP: 35 ..... 11-20-4 ..... GF: 125 ..... GA: 145  
in overtime: ..... GP: 11 ..... 2-4-5

Owners ..... Philip F. Anschutz, Edward P. Roski, Jr.  
President/General manager ..... Dean Lombardi  
Head coach ..... Darryl Sutter  
Associate coach ..... John Stevens  
Assistant coach ..... Davis Payne  
Goaltending coach ..... Bill Ranford  
Vice president, communications & broadcasting ..... Michael Altieri  
Senior director, communications & content ..... Jeff Moeller  
Director, communications & media services ..... Mike Kalinowski  
General office ..... 310/535-4500

Inaugural season ..... 1967-68  
Stanley Cup titles ..... 2 (2012, 2014)  
Home ice ..... STAPLES Center (1999)  
Building capacity ..... 18,230  
2014-15 record ..... 40-27-15  
AHL affiliate ..... Manchester Monarchs

## 2014-15 SERIES RECAP

### SEASON SERIES TIED: 1-1-0

At CAROLINA HURRICANES  
02 Nov '14 Hurricanes 3 Kings 2  
Attend 10,519  
Goaltenders Ward vs. Quick  
Winning Goal Elias Lindholm

At LOS ANGELES KINGS  
20 Nov '14 Hurricanes 2 Kings 3  
Attend 18,230  
Goaltenders Ward vs. Quick  
Winning Goal Tanner Pearson

### SERIES STATISTICS

HURRICANES SPECIALTY TEAMS  
Power Play ..... 2-8 ..... 25.0%  
Penalty Killing ..... 4-6 ..... 66.7%  
KINGS SPECIALTY TEAMS  
Power Play ..... 2-6 ..... 33.3%  
Penalty Killing ..... 6-8 ..... 75.0%

HURRICANES LEADING SCORERS  
GP G A TP +/- PM  
Elias Lindholm 2 1 1 2 -1 0  
Jeff Skinner 2 1 1 2 1 0  
Chris Terry 2 1 1 2 1 0  
Nathan Gerbe 2 0 2 2 2 0  
Andrei Sekera 2 0 2 2 1 0  
KINGS LEADING SCORER  
GP G A TP +/- PM  
Mike Richards 2 1 1 2 2 0  
Drew Doughty 2 0 2 2 1 0  
Justin Williams 2 0 2 2 -1 2

### GOALTENDING

HURRICANES  
Cam Ward GP 2 Min 118 W-L-OT 1-1-0 SO 0 GA 5 SA 71 SV 66 GAA 2.54 SV% .930

KINGS  
Jonathan Quick GP 2 Min 119 W-L-OT 1-1-0 SO 0 GA 5 SA 59 SV 54 GAA 2.51 SV% .915

## ALL-TIME SEASON SERIES RECORDS

YEAR	OVERALL	HOME	ROAD	YEAR	OVERALL	HOME	ROAD	YEAR	OVERALL	HOME	ROAD
1979-80	2-1-1	2-0-0	0-1-1	1991-92	1-0-2	1-0-1	0-0-1	2003-04	1-0-0-0	1-0-0-0	0-0-0-0
1980-81	0-3-1	0-1-1	0-2-0	1992-93	0-2-0	0-1-0	0-1-0	2005-06	1-0-0	0-0-0	1-0-0
1981-82	2-0-1	1-0-1	1-0-0	1993-94	0-2-0	0-1-0	0-1-0	2006-07	1-0-0	1-0-0	0-0-0
1982-83	1-2-0	0-1-0	1-1-0	1994-95	Did Not Play Western Conf. Teams			2007-08	Did Not Play Pacific Div. Teams		
1983-84	2-1-0	1-1-0	1-0-0	1995-96	2-0-0	1-0-0	1-0-0	2008-09	0-0-1	0-0-0	0-0-1
1984-85	0-2-1	0-1-0	0-1-1	1996-97	0-2-0	0-1-0	0-1-0	2009-10	0-1-0	0-1-0	0-0-0
1985-86	2-1-0	1-1-0	1-0-0	1997-98	1-0-1	0-0-1	1-0-0	2010-11	0-1-0	0-0-0	0-1-0
1986-87	1-2-0	1-0-0	0-2-0	1998-99	1-1-0	0-1-0	1-0-0	2011-12	1-0-0	1-0-0	0-0-0
1987-88	3-0-0	2-0-0	1-0-0	1999-00	1-0-0-0	0-0-0-0	1-0-0-0	2012-13	Did Not Play Western Conf. Teams		
1988-89	1-2-0	1-0-0	0-2-0	2000-01	0-2-0-0	0-1-0-0	0-1-0-0	2013-14	0-1-1	0-0-1	0-1-0
1989-90	2-1-0	1-1-0	1-0-0	2001-02	1-1-0-0	1-0-0-0	0-1-0-0	2014-15	1-1-0	1-0-0	0-1-0
1990-91	1-2-0	1-0-0	0-2-0	2002-03	0-1-1-0	0-0-1-0	0-1-0-0				

## ALL-TIME SEASON GAME RESULTS (\*Overtime \*\*Shootout)

10/19/1979 W 6-3 LA	11/5/1983 W 2-1 LA	1/14/1989 L 6-9 at LA	1/25/1996 W 8-2 LA	11/8/2003 W 3-2* LA
12/12/1979 L 4-7 at LA	12/30/1983 L 3-9 LA	1/21/1989 W 5-4 LA	1/31/1996 W 6-4 at LA	12/8/2005 W 3-2 at LA
2/6/1980 W 7-3 LA	1/31/1985 L 3-5 at LA	11/4/1989 W 6-3 LA	11/2/1996 L 2-3 LA	2/13/2007 W 2-1 LA
3/29/1980 T 2-2 at LA	2/23/1985 L 1-2 LA	12/13/1989 L 2-5 LA	1/30/1997 L 3-5 at LA	10/17/2008 OT 3-4* at LA
12/2/1980 L 2-5 at LA	3/13/1985 T 3-3* at LA	1/13/1990 W 6-3 at LA	10/7/1997 T 3-3* LA	11/11/2009 L 2-5 LA
12/13/1980 T 5-5 LA	11/2/1985 L 1-8 LA	10/19/1990 L 2-5 at LA	3/5/1998 W 2-1 at LA	10/20/2010 L 3-4 at LA
1/7/1981 L 3-5 at LA	11/27/1985 W 9-0 at LA	1/8/1991 L 3-4* at LA	10/25/1998 L 2-3 LA	2/4/2012 W 2-1 LA
1/14/1981 L 4-5 LA	3/22/1986 W 6-3 LA	1/16/1991 W 4-3 LA	11/14/1998 W 5-3 at LA	10/11/2013 OT 1-2** LA
12/19/1981 T 5-5 LA	11/8/1986 L 3-4 at LA	10/30/1991 T 4-4* LA	3/2/2000 W 5-2 at LA	3/1/2014 L 1-3 at LA
2/2/1982 W 5-3 at LA	2/14/1987 L 2-5 at LA	2/6/1992 T 5-5* at LA	1/20/2001 L 3-6 LA	11/2/2014 W 3-2 LA
3/7/1982 W 7-6 LA	3/22/1987 W 6-3 LA	3/11/1992 W 4-0 LA	2/8/2001 L 2-4 at LA	11/20/2014 L 2-3 at LA
10/23/1982 W 5-3 at LA	12/12/1987 W 3-2 LA	10/31/1992 L 1-7 LA	10/28/2001 W 3-2* LA	
1/20/1983 L 3-4 at LA	1/16/1988 W 4-3 at LA	12/5/1992 L 3-7 at LA	2/7/2002 L 1-2 at LA	
2/15/1983 L 2-5 LA	3/9/1988 W 5-4 LA	1/12/1994 L 4-6 at LA	2/7/2003 L 2-8 at LA	
10/25/1983 W 8-5 at LA	11/10/1988 L 2-7 at LA	3/2/1994 L 1-4 LA	3/15/2003 T 0-0* LA	



# MINNESOTA WILD

## 2015-16 SCHEDULE

11/12/15 ..... at CAR ..... 7 p.m.  
3/19/16 ..... at MIN ..... 2 p.m.

## HURRICANES vs. MINNESOTA

ALL-TIME: ..... GP: 18 ..... 8-6-4 ..... GF: 47 ..... GA: 47  
at home: ..... GP: 7 ..... 5-1-1 ..... GF: 14 ..... GA: 12  
on road: ..... GP: 11 ..... 3-5-3 ..... GF: 33 ..... GA: 35  
in overtime: ..... GP: 6 ..... 2-1-3

Owner/Governor ..... Craig Leipold  
Executive vice president/General manager ..... Chuck Fletcher  
Head coach ..... Mike Yeo  
Assistant coaches ..... Andrew Brunette, Darby Hendrickson,  
..... Darryl Sydor, Rick Wilson  
Goaltending coach ..... Bob Mason  
Director of media relations ..... Aaron Sickman  
Media relations coordinator ..... Carly Peters  
General office ..... 615/602-6000

Inaugural season ..... 2000-01  
Stanley Cup titles ..... None  
Home ice ..... Xcel Energy Center (2000)  
Building capacity ..... 18,064  
2014-15 record ..... 46-28-8  
AHL affiliate ..... Iowa Wild

## SERIES RECORDS

Winning streak ..... 4 ..... 11/15/2009-3/17/2012  
Losing streak ..... 2 ..... 2/14/2015-3/6/2015  
Unbeaten streak ..... 4 ..... 11/15/2009-3/17/2012  
Goals scored ..... 7 ..... 10/24/2001 (W, 7-3)  
Goals allowed ..... 6 ..... 2/14/2015 (L, 3-6)  
Goals, both teams ..... 10 ..... 10/24/2001 (W, 7-3)  
Current CAR streak ..... 2 losses / Winless in 4 straight games  
Current MIN streak ..... 4 wins

## LAST TRANSACTION

11/28/2010 MIN claimed Patrick O'Sullivan on waivers.

## 2014-15 SERIES RECAP

### WILD WIN SEASON SERIES: 2-0-0

At CAROLINA HURRICANES ..... Attend 10,857  
06 Mar '15 Hurricanes 1 Wild 3 Goaltenders Khudobin vs. Dubnyk  
Winning Goal Mikael Granlund

At MINNESOTA WILD ..... Attend 19,220  
14 Feb '15 Hurricanes 3 Wild 6 Goaltenders Khudobin vs. Dubnyk  
Winning Goal Nate Prosser

### SERIES STATISTICS

HURRICANES SPECIALTY TEAMS ..... WILD SPECIALTY TEAMS .....  
Power Play ..... 0-5 ..... 0.0% ..... Power Play ..... 0-4 ..... 0.0%  
Penalty Killing ..... 4-4 ..... 100.0% ..... Penalty Killing ..... 5-5 ..... 100.0%

HURRICANES LEADING SCORERS ..... WILD LEADING SCORER .....  
GP G A TP +/- PM ..... GP G A TP +/- PM  
Jeff Skinner 2 1 1 2 -1 0 ..... Mikael Granlund 2 1 3 4 6 0  
Justin Faulk 2 0 2 2 -1 0  
Jay McClement 2 0 2 2 0 0

### GOALTENDING

HURRICANES ..... GP Min W-L-OT SO GA SA SV GAA SV% ..... WILD ..... GP Min W-L-OT SO GA SA SV GAA SV%  
Anton Khudobin 2 118 0-2-0 0 8 42 34 4.05 .810 ..... Devan Dubnyk 2 120 2-0-0 0 4 65 61 2.00 .938

## ALL-TIME SEASON SERIES RECORDS

YEAR	OVERALL	HOME	ROAD	YEAR	OVERALL	HOME	ROAD	YEAR	OVERALL	HOME	ROAD
2000-01	0-0-1-0	0-0-0-0	0-0-1-0	2006-07	0-1-0	0-0-0	0-1-0	2011-12	1-0-0	0-0-0	1-0-0
2001-02	2-0-0-0	1-0-0-0	1-0-0-0	2007-08	1-0-0	1-0-0	0-0-0	2012-13	Did Not Play Western Conf. Teams		
2002-03	1-1-0-0	1-0-0-0	0-1-0-0	2008-09	0-1-0	0-0-0	0-1-0	2013-14	0-1-1	0-0-1	0-1-0
2003-04	0-0-1-0	0-0-0-0	0-0-1-0	2009-10	1-0-1	1-0-0	0-0-1	2014-15	0-2-0	0-1-0	0-1-0
2005-06	Did Not Play Northwest Div. Teams			2010-11	2-0-0	1-0-0	1-0-0				

## ALL-TIME SEASON GAME RESULTS (\*Overtime \*\*Shootout)

(p) Games played at Hartwall Arena in Helsinki, Finland, as part of 2010 Compuware NHL Premiere

12/13/2000	T	1-1*	at MIN	2/29/2004	T	3-3*	at MIN	11/15/2009	W	5-4**	MIN	11/9/2013	OT	2-3**	MIN
10/24/2001	W	7-3	at MIN	2/10/2007	L	4-5	at MIN	10/7/2010(p)	W	4-3	at MIN	2/14/2015	L	3-6	at MIN
1/15/2002	W	2-0	MIN	3/6/2008	W	3-2	MIN	10/8/2010(p)	W	2-1**	MIN	3/6/2015	L	1-3	MIN
12/15/2002	L	1-2	at MIN	12/23/2008	L	2-3	at MIN	3/17/2012	W	5-3	at MIN				
3/7/2003	W	1-0	MIN	10/24/2009	OT	2-3*	at MIN	10/24/2013	L	1-3	at MIN				



# MONTREAL CANADIENS

## 2015-16 SCHEDULE

12/5/15.....	at CAR.....	7 p.m.
2/7/16.....	at MTL.....	2:30 p.m.
4/7/16.....	at CAR.....	7 p.m.

## HURRICANES vs. MONTREAL

ALL-TIME: .....	GP: 190 .....	65-100-24-1 .....	GF: 540 .....	GA: 685 .....
at home: .....	GP: 96 .....	38-43-15 .....	GF: 278 .....	GA: 324 .....
on road: .....	GP: 94 .....	27-57-9-1 .....	GF: 262 .....	GA: 361 .....
in overtime: .....	GP: 35 .....	9-9-17 .....		

Owner/President/CEO .....	Geoff Molson
Executive vice president/General manager .....	Marc Bergevin
Head coach .....	Michel Therrien
Assistant coaches .....	Dan Lacroix, Clement Jodoin, Jean-Jacques Daigneault
Goaltending coach .....	Stephane Waite
Senior vice president, communications & community relations .....	Donald Beauchamp
Director of media relations .....	Dominick Saillant
Communications manager .....	Francois Marchand
General office .....	514/932-2582

Inaugural season .....	1909-10
Stanley Cup titles .....	24 (1916, 1924, 1930-31, 1944, 1946, 1953, 1956-60, 1965-66, 1968-69, 1971, 1973, 1976-79, 1986, 1993)
Home ice .....	Bell Centre (1996)
Building capacity .....	21,273
2014-15 record .....	50-22-10
AHL affiliate .....	St. John's Ice Caps

## 2014-15 SERIES RECAP

### CANADIENS WIN SEASON SERIES: 3-0-0

At CAROLINA HURRICANES	Attend	Goaltenders	Winning Goal
29 Dec '14 Hurricanes 1 Canadiens 3	17,123	Ward vs. Price	Lars Eller

At MONTREAL CANADIENS	Attend	Goaltenders	Winning Goal
19 Mar '15 Hurricanes 0 Canadiens 4	21,286	Khudobin vs. Price	Dale Weise
16 Dec '14 Hurricanes 1 Canadiens 4	21,286	Ward vs. Price	Alex Galchenyuk

### SERIES STATISTICS

HURRICANES SPECIALTY TEAMS	CANADIENS SPECIALTY TEAMS
Power Play..... 1-7 .....	14.3%
Penalty Killing..... 7-7 .....	100.0%
Power Play..... 0-7 .....	0.0%
Penalty Killing..... 6-7 .....	85.7%

### HURRICANES LEADING SCORERS

	GP	G	A	TP	+/-	PM
Jeff Skinner	3	1	0	1	-6	0
Eric Staal	3	1	0	1	-3	0

### CANADIENS LEADING SCORER

	GP	G	A	TP	+/-	PM
Max Pacioretty	3	2	4	6	5	2

### GOALTENDING

HURRICANES	GP	Min	W-L-OT	SO	GA	SA	SV	GAA	SV%
Cam Ward	2	119	0-2-0	0	6	47	41	3.03	.872
Anton Khudobin	1	60	0-1-0	0	4	22	18	4.00	.818


CANADIENS	GP	Min	W-L-OT	SO	GA	SA	SV	GAA	SV%
Carey Price	3	180	3-0-0	1	2	86	84	0.67	.977

## ALL-TIME SEASON SERIES RECORDS

YEAR	OVERALL	HOME	ROAD	YEAR	OVERALL	HOME	ROAD	YEAR	OVERALL	HOME	ROAD	YEAR	OVERALL	HOME	ROAD
1979-80	0-1-3	0-1-1	0-0-2	1988-89	1-7-0	1-3-0	0-4-0	1997-98	3-1-1	1-1-1	2-0-0	2007-08	2-1-1	0-1-1	2-0-0
1980-81	1-3-0	1-1-0	0-2-0	1989-90	3-4-1	2-1-1	1-3-0	1998-99	3-1-0	2-0-0	1-1-0	2008-09	3-0-1	2-0-0	1-0-1
1981-82	0-7-1	0-4-0	0-3-1	1990-91	4-4-0	2-2-0	2-2-0	1999-00	1-3-0-0	1-1-0-0	0-2-0-0	2009-10	2-1-1	1-1-0	1-0-1
1982-83	3-5-0	3-1-0	0-4-0	1991-92	2-3-3	1-0-3	1-3-0	2000-01	1-3-0-0	0-2-0-0	1-1-0-0	2010-11	1-3-0	1-1-0	0-2-0
1983-84	0-7-1	0-4-0	0-3-1	1992-93	2-5-0	0-4-0	2-1-0	2001-02	1-1-2-0	0-0-2-0	1-1-0-0	2011-12	2-1-1	1-0-1	1-1-0
1984-85	2-5-1	2-1-1	0-4-0	1993-94	1-4-0	1-2-0	0-2-0	2002-03	1-2-1-0	0-1-1-0	1-1-0-0	2012-13	0-3-0	0-1-0	0-2-0
1985-86	3-4-1	2-2-0	1-2-1	1994-95	3-0-1	2-0-0	1-0-1	2003-04	1-1-1-1	1-0-1-0	0-1-0-1	2013-14	1-2-0	1-1-0	0-1-0
1986-87	4-3-1	2-1-1	2-2-0	1995-96	2-4-0	2-1-0	0-3-0	2005-06	4-0-0	2-0-0	2-0-0	2014-15	0-3-0	0-1-0	0-2-0
1987-88	2-4-2	1-2-1	1-2-1	1996-97	3-3-0	2-1-0	1-2-0	2006-07	3-1-0	1-1-0	2-0-0				

## ALL-TIME SEASON GAME RESULTS (\*Overtime \*\*Shootout)

12/1/1979 T 4-4 at MTL	12/3/1984 L 3-9 at MTL	10/19/1988 L 4-5 at MTL	10/6/1992 L 1-5 MTL	4/4/1998 W 1-0 at MTL	2/17/2007 W 5-3 at MTL
1/24/1980 L 2-7 MTL	12/5/1984 W 5-3 MTL	11/1/1988 L 3-5 MTL	11/25/1992 L 1-6 MTL	11/17/1998 W 5-4 MTL	10/3/2007 OT 2-3* MTL
3/19/1980 T 5-5 MTL	12/15/1984 W 4-3* MTL	11/3/1988 L 3-6 MTL	12/21/1992 W 5-2 at MTL	12/2/1998 W 4-1 MTL	10/13/2007 W 3-1 at MTL
3/22/1980 T 5-5 at MTL	12/22/1984 L 5-10 at MTL	12/19/1988 L 1-2 at MTL	1/10/1993 L 5-7 MTL	1/30/1999 W 3-1 at MTL	10/26/2007 L 4-7 MTL
10/30/1980 L 2-8 at MTL	1/17/1985 L 4-5 at MTL	1/18/1989 L 1-3 at MTL	1/13/1993 L 3-7 at MTL	4/7/1999 L 0-2 at MTL	12/8/2007 W 5-1 at MTL
1/2/1981 L 1-3 MTL	1/22/1985 L 5-8 MTL	1/19/1989 W 6-4 MTL	1/27/1993 W 6-5 at MTL	1/24/2000 W 3-2* MTL	10/28/2008 OT 2-3** at MTL
3/18/1981 W 9-3 MTL	3/9/1985 L 3-4 at MTL	3/4/1989 L 1-6 MTL	3/24/1993 L 5-6* MTL	1/30/2000 L 0-3 at MTL	11/18/2008 W 2-1 MTL
4/3/1981 L 1-6 at MTL	3/10/1985 T 5-5* MTL	3/11/1989 L 3-5 at MTL	10/6/1993 L 3-4 at MTL	2/17/2000 L 0-3 MTL	12/16/2008 W 3-2 MTL
10/8/1981 T 5-5 at MTL	10/19/1985 W 11-6 MTL	10/5/1989 L 1-4 MTL	10/13/1993 W 4-3 MTL	3/18/2000 L 2-3 at MTL	12/21/2008 W 3-2* at MTL
10/15/1981 L 2-7 MTL	10/26/1985 L 3-5 at MTL	10/23/1989 L 2-3 at MTL	1/26/1994 L 0-3 MTL	10/21/2000 L 2-5 at MTL	11/17/2009 OT 2-3** at MTL
11/29/1981 L 3-6 at MTL	11/5/1985 L 3-8 MTL	12/2/1989 W 4-3 at MTL	2/2/1994 L 2-9 at MTL	1/16/2001 W 3-2* at MTL	12/23/2009 L 1-5 MTL
12/16/1981 L 1-6 MTL	12/11/1985 L 1-3 MTL	2/4/1990 L 0-2 at MTL	4/11/1994 L 1-3 MTL	3/14/2001 L 3-6 MTL	3/31/2010 W 2-1 at MTL
2/28/1982 L 0-5 MTL	12/16/1985 T 4-4* at MTL	2/17/1990 L 3-7 at MTL	2/13/1995 T 2-2* at MTL	3/26/2001 L 2-4 MTL	4/8/2010 W 5-2 MTL
3/13/1982 L 0-5 at MTL	2/22/1986 L 3-6 at MTL	2/28/1990 W 3-1 MTL	2/15/1995 W 4-1 MTL	1/17/2002 T 1-1* MTL	11/13/2010 L 2-7 at MTL
3/30/1982 L 4-6 at MTL	3/10/1986 W 5-2 at MTL	3/24/1990 W 7-4 MTL	4/14/1995 W 4-3* MTL	3/2/2002 W 4-3 at MTL	12/23/2010 L 2-3 MTL
3/31/1982 L 1-5 MTL	3/26/1986 W 3-0 MTL	4/1/1990 T 1-1* MTL	4/24/1995 W 4-3 at MTL	3/16/2002 L 2-3 at MTL	2/26/2011 L 3-4 at MTL
10/6/1982 L 1-2 at MTL	11/19/1986 L 1-4 MTL	10/8/1990 L 3-5 at MTL	10/27/1995 L 1-4 MTL	3/18/2002 T 1-1* MTL	3/30/2011 W 6-2 MTL
11/16/1982 L 1-7 MTL	11/29/1986 W 7-5 at MTL	10/13/1990 W 5-2 MTL	11/20/1995 L 3-4* at MTL	11/1/2002 T 2-2* MTL	11/16/2011 L 0-4 at MTL
12/6/1982 L 2-11 at MTL	12/26/1986 T 1-1* MTL	10/31/1990 L 2-4 MTL	11/22/1995 W 4-2 MTL	11/23/2002 W 7-3 at MTL	11/23/2011 OT 3-4** MTL
12/8/1982 W 7-4 MTL	12/27/1986 L 2-6 at MTL	12/3/1990 W 4-2 at MTL	12/18/1995 L 2-3 at MTL	3/22/2003 L 3-5 at MTL	2/13/2012 W 5-3 at MTL
1/11/1983 L 4-8 at MTL	1/19/1987 W 5-4 at MTL	12/5/1990 L 3-4 MTL	2/21/1996 W 5-3 MTL	3/31/2003 L 0-4 MTL	4/5/2012 W 2-1** MTL
1/13/1983 W 4-2 MTL	1/21/1987 W 3-1 MTL	2/16/1991 W 2-1 at MTL	3/20/1996 L 2-3 at MTL	12/5/2003 T 1-1* MTL	2/18/2013 L 0-3 at MTL
2/17/1983 W 4-1 MTL	2/7/1987 W 3-1 MTL	2/20/1991 W 5-3 MTL	11/20/1996 W 3-1 MTL	12/6/2003 L 1-3 at MTL	3/7/2013 L 2-4 MTL
3/15/1983 L 1-5 at MTL	4/1/1987 L 2-3 at MTL	3/25/1991 L 2-3* at MTL	1/6/1997 L 4-5 at MTL	12/27/2003 W 2-1* MTL	4/1/2013 L 1-4 at MTL
11/1/1983 L 2-6 at MTL	11/11/1987 T 0-0* MTL	10/8/1991 T 2-2* MTL	2/8/1997 L 2-3* at MTL	2/28/2004 OTL 0-1 at MTL	12/13/2013 W 5-4* MTL
11/23/1983 L 3-4 MTL	11/16/1987 T 3-3* at MTL	10/14/1991 W 4-3 at MTL	3/7/1997 W 2-0 MTL	12/31/2005 W 5-3 MTL	1/28/2014 L 0-3 at MTL
12/6/1983 L 1-4 at MTL	11/25/1987 L 5-6 MTL	11/14/1991 T 2-2* MTL	4/2/1997 L 1-4 MTL	1/23/2006 W 7-3 MTL	2/18/2014 L 1-4 MTL
12/26/1983 L 1-2 MTL	2/1/1988 L 4-5 at MTL	11/30/1991 W 3-2 MTL	4/5/1997 W 4-1 at MTL	1/31/2006 W 8-2 at MTL	12/16/2014 L 1-4 at MTL
1/19/1984 L 2-3 MTL	2/3/1988 L 2-5 MTL	12/21/1991 L 2-3* at MTL	11/19/1997 W 2-1 MTL	3/16/2006 W 5-1 at MTL	12/29/2014 L 1-3 MTL
1/24/1984 T 7-7* at MTL	2/13/1988 W 4-1 at MTL	1/11/1992 L 2-3 at MTL	1/24/1998 W 4-3 at MTL	11/2/2006 L 0-4 MTL	3/19/2015 L 0-4 at MTL
2/14/1984 L 3-5 MTL	3/12/1988 L 0-5 at MTL	1/26/1992 L 1-3 at MTL	2/1/1998 L 3-6 MTL	11/30/2006 W 4-2 MTL	
3/8/1984 L 2-3 at MTL	3/27/1988 W 4-2 MTL	2/19/1992 T 2-2* MTL	3/31/1998 T 3-3* MTL	2/6/2007 W 2-1 at MTL	



# NASHVILLE PREDATORS

## 2015-16 SCHEDULE

10/8/15.....at NSH.....8 p.m.  
1/2/16.....at CAR.....7 p.m.

## HURRICANES vs. NASHVILLE

ALL-TIME:.....GP: 21.....8-10-2-1.....GF: 50.....GA: 57  
at home:.....GP: 10.....6-1-2-1.....GF: 28.....GA: 23  
on road:.....GP: 11.....2-9-0.....GF: 22.....GA: 34  
in overtime:.....GP: 4.....1-2-1

Chairman/Governor.....Thomas Cigarrran  
President of hockey operations/General manager.....David Poile  
Head coach.....Peter Laviolette  
Assistant coach.....Phil Housley, Kevin McCarthy  
Goaltending coach.....Ben Vanderklok  
Senior vice president of hockey communications & public relations.....Gerry Helper  
Manager of hockey communications.....Kevin Wilson  
General office.....615/770-2300

Inaugural season.....1998-99  
Stanley Cup titles.....None  
Home ice.....Bridgestone Arena (1996)  
Building capacity.....17,113  
2014-15 record.....47-25-10  
AHL affiliate.....Milwaukee Admirals

## SERIES RECORDS

Winning streak.....4.....2/28/2012-12/2/2014  
Losing streak.....3.....Last: 2/5/2008-1/7/2010  
Unbeaten streak.....4.....2/28/2012-12/2/2014  
Goals scored.....5 (2x).....Last: 12/5/2013 (W, 5-2)  
Goals allowed.....7.....11/26/2000 (L, 4-7)  
Goals, both teams.....11.....11/26/2000 (L, 4-7)  
Current CAR streak.....1 loss  
Current NSH streak.....1 win

## LAST TRANSACTION

3/21/2013 CAR acquired Zach Boychuk on waivers from NSH.

## 2014-15 SERIES RECAP

### SEASON SERIES TIED: 1-1-0

At CAROLINA HURRICANES  
02 Dec '14 Hurricanes 2 Predators 1  
Attend 9,161  
Goaltenders Ward vs. Rinne  
Winning Goal Victor Rask

At NASHVILLE PREDATORS  
06 Jan '15 Hurricanes 2 Predators 3  
Attend 15,706  
Goaltenders Ward vs. Rinne  
Winning Goal Roman Josi

### SERIES STATISTICS

HURRICANES SPECIALTY TEAMS  
Power Play.....2-5.....40.0%  
Penalty Killing.....3-3.....100.0%

PREDATORS SPECIALTY TEAMS  
Power Play.....0-3.....0.0%  
Penalty Killing.....3-5.....60.0%

HURRICANES LEADING SCORERS  
GP G A TP +/- PM  
Victor Rask 2 1 1 2 1 0  
Jeff Skinner 2 1 1 2 1 0  
Eric Staal 2 1 1 2 -2 0

PREDATORS LEADING SCORERS  
GP G A TP +/- PM  
Roman Josi 2 1 1 2 1 0  
Viktor Stalberg 1 0 2 2 2 2

### GOALTENDING

HURRICANES  
Cam Ward GP 2 Min 118 W-L-OT 1-1-0 SO 0 GA 4 SA 59 SV 55 GAA 2.03 SV% .932

PREDATORS  
Pekka Rinne GP 2 Min 119 W-L-OT 1-1-0 SO 0 GA 4 SA 50 SV 46 GAA 2.02 SV% .920

## ALL-TIME SEASON SERIES RECORDS

YEAR	OVERALL	HOME	ROAD	YEAR	OVERALL	HOME	ROAD	YEAR	OVERALL	HOME	ROAD
1998-99	1-1-0	1-0-0	0-1-0	2005-06	1-0-0	1-0-0	0-0-0	2011-12	1-1-0	1-0-0	0-1-0
1999-00	1-1-0-0	1-0-0-0	0-1-0-0	2006-07	Did Not Play Central Div. Teams			2012-13	Did Not Play Western Conf. Teams		
2000-01	0-2-0-0	0-1-0-0	0-1-0-0	2007-08	0-1-0	0-0-0	0-1-0	2013-14	2-0-0	1-0-0	1-0-0
2001-02	0-0-1-0	0-0-1-0	0-0-0-0	2008-09	0-1-0	0-0-0	0-1-0	2014-15	1-1-0	1-0-0	0-1-0
2002-03	1-0-0-0	0-0-0-0	1-0-0-0	2009-10	0-1-0	0-0-0	0-1-0				
2003-04	0-0-0-1	0-0-0-1	0-0-0-0	2010-11	0-1-1	0-0-1	0-1-0				

## ALL-TIME SEASON GAME RESULTS (\*Overtime \*\*Shootout)

10/13/1998 L 2-3 at NSH	1/23/2002 T 2-2* NSH	1/7/2010 L 2-4 at NSH	1/5/2014 W 2-1 NSH
1/2/1999 W 4-1 NSH	12/3/2002 W 2-1 at NSH	11/20/2010 OT 1-2** NSH	12/2/2014 W 2-1 NSH
12/28/1999 L 2-3 at NSH	12/3/2003 OTL 1-2* NSH	12/04/2010 L 2-5 at NSH	1/6/2015 L 2-3 at NSH
3/29/2000 W 3-1 NSH	1/13/2006 W 5-4* NSH	1/7/2012 L 2-5 at NSH	
10/14/2000 L 1-2 at NSH	2/5/2008 L 0-1 at NSH	2/28/2012 W 4-3 NSH	
11/26/2000 L 4-7 NSH	11/23/2008 L 2-5 at NSH	12/5/2013 W 5-2 at NSH	



# NEW JERSEY DEVILS

## 2015-16 SCHEDULE

12/3/15.....	at CAR.....	7 p.m.
12/26/15.....	at CAR.....	7 p.m.
12/29/15.....	at NJ.....	7 p.m.
3/1/16.....	at NJ.....	7 p.m.

## HURRICANES vs. NEW JERSEY

ALL-TIME:.....	GP: 128.....	49-63-15-1.....	GF: 371.....	GA: 405.....
at home:.....	GP: 64.....	27-28-9.....	GF: 186.....	GA: 192.....
on road:.....	GP: 64.....	22-35-6-1.....	GF: 185.....	GA: 214.....
in overtime:.....	GP: 22.....	5-7-10.....		

Ownership.....	David Blitzer and Joshua Harris
General manager.....	Ray Shero
Head coach.....	John Hynes
Assistant coaches.....	Geoff Ward, Alain Nasreddine
Goaltending coach.....	Chris Terreri
Senior vice president, communications.....	Mike Levine
Director, communications.....	Pete Albietz
Assistant director, communications.....	Daniel Beam
General office.....	973/757-6100

Inaugural season.....	1974-75 (Kansas City); 1976-1977 (Colorado); .....1982-83 (New Jersey)
Stanley Cup titles.....	3 (1995, 2000, 2003)
Home ice.....	Prudential Center (2007)
Building capacity.....	17,625
2014-15 record.....	32-36-14
AHL affiliate.....	Albany Devils

## 2014-15 SERIES RECAP

### DEVILS WIN SEASON SERIES: 2-1-1 (HURRICANES: 2-2-0)

At CAROLINA HURRICANES	Attend	Goaltenders	Winning Goal
28 Mar '15 Hurricanes 3 Devils 1	12,578	Ward vs. Kinkaid	Eric Staal
08 Dec '14 Hurricanes 1 Devils 2	9,815	Ward vs. Schneider	Adam Henrique

### SERIES STATISTICS

HURRICANES SPECIALTY TEAMS	DEVILS SPECIALTY TEAMS
Power Play.....0-11.....0.0%	Power Play.....2-9.....22.2%
Penalty Killing.....7-9.....77.8%	Penalty Killing.....11-11.....100.0%

### GOALTENDING

HURRICANES	GP	Min	W-L-OT	SO	GA	SA	SV	GAA	SV%
Cam Ward	2	118	1-1-0	0	3	38	35	1.53	.921
Anton Khudobin	2	120	1-1-0	0	4	38	34	2.00	.895

At NEW JERSEY DEVILS	Attend	Goaltenders	Winning Goal
21 Feb '15 Hurricanes 1 Devils 3	15,610	Khudobin vs. Adam Henrique Schneider, Kinkaid	
23 Dec '14 Hurricanes 2 Devils 1 (SO)	16,101	Khudobin vs. Schneider (Chris Terry)	

HURRICANES LEADING SCORERS	DEVILS LEADING SCORER
GP G A TP +/- PM	GP G A TP +/- PM
Justin Faulk 4 2 0 2 0 2	Scott Gomez 4 0 3 3 0 0
Ron Hainsey 4 1 1 2 2 2	
Jeff Skinner 4 1 1 2 1 2	
Eric Staal 4 1 1 2 2 6	

DEVILS	GP	Min	W-L-OT	SO	GA	SA	SV	GAA	SV%
Cory Schneider	3	151	1-0-1	0	3	88	85	1.19	.966
Keith Kinkaid	2	92	1-1-0	0	3	49	46	1.95	.939

## ALL-TIME SEASON SERIES RECORDS

YEAR	OVERALL	HOME	ROAD	YEAR	OVERALL	HOME	ROAD	YEAR	OVERALL	HOME	ROAD
1979-80	2-1-1	1-0-1	1-1-0	1991-92	0-3-0	0-1-0	0-2-0	2003-04	1-3-0-0	0-2-0-0	1-1-0-0
1980-81	2-1-1	2-0-0	0-1-1	1992-93	1-3-0	0-2-0	1-1-0	2005-06	2-1-1	1-0-1	1-1-0
1981-82	0-2-1	0-2-0	0-0-1	1993-94	1-2-1	1-0-1	0-2-0	2006-07	1-2-1	0-2-0	1-0-1
1982-83	2-1-0	1-0-0	1-1-0	1994-95	0-1-2	0-0-1	0-1-1	2007-08	1-3-0	1-1-0	0-2-0
1983-84	1-1-1	1-0-1	0-1-0	1995-96	1-2-1	0-1-1	1-1-0	2008-09	3-1-0	2-0-0	1-1-0
1984-85	3-0-0	1-0-0	2-0-0	1996-97	1-3-0	1-1-0	0-2-0	2009-10	1-3-0	1-1-0	0-2-0
1985-86	2-1-0	1-1-0	1-0-0	1997-98	2-2-0	1-1-0	1-1-0	2010-11	1-2-1	1-1-0	0-1-1
1986-87	1-1-1	0-0-1	1-1-0	1998-99	1-4-0	1-2-0	0-2-0	2011-12	1-3-0	1-1-0	0-2-0
1987-88	1-1-1	1-0-1	0-1-0	1999-00	2-2-0-0	1-1-0-0	1-1-0-0	2012-13	2-1-0	1-1-0	1-0-0
1988-89	2-1-0	1-0-0	1-1-0	2000-01	1-1-1-1	0-1-0-1	0-1-0-1	2013-14	1-3-0	0-2-0	1-1-0
1989-90	2-1-0	1-1-0	1-0-0	2001-02	1-2-1-0	0-2-0-0	1-0-1-0	2014-15	2-2-0	1-1-0	1-1-0
1990-91	2-1-0	1-0-0	1-1-0	2002-03	2-2-0-0	1-1-0-0	1-1-0-0				

## ALL-TIME SEASON GAME RESULTS (\*Overtime \*\*Shootout)

11/6/1979 W 7-2 at NJ (COL)	1/12/1987 L 5-7 at NJ	12/28/1993 L 2-4 at NJ	10/29/1999 L 2-4 NJ	4/11/2006 OT 3-4* NJ	12/26/2011 W 4-2 NJ
12/15/1979 L 5-6 at NJ (COL)	2/18/1987 W 6-3 at NJ	2/26/1994 T 1-1* NJ	1/17/2000 L 2-5 at NJ	10/6/2006 L 0-4 NJ	3/31/2012 L 0-5 NJ
2/8/1980 T 4-4 NJ (COL)	3/1/1987 T 5-5* NJ	3/10/1994 L 0-4 at NJ	1/28/2000 W 4-3* NJ	11/7/2006 OT 2-3** at NJ	2/12/2013 W 4-2 at NJ
3/15/1980 W 4-1 NJ (COL)	10/14/1987 L 1-3 at NJ	1/22/1995 T 2-2* NJ	3/21/2000 W 5-0 at NJ	3/15/2007 L 2-3 NJ	3/9/2013 W 6-3 NJ
10/22/1980 W 3-0 NJ (COL)	10/17/1987 W 4-3* NJ	3/16/1995 T 2-2* at NJ	10/27/2000 T 3-3* NJ	3/17/2007 W 7-2 at NJ	3/21/2013 L 1-4 NJ
11/6/1980 T 3-3 at NJ (COL)	4/16/1988 T 1-1* NJ	4/16/1995 L 2-3 at NJ	11/18/2000 OTL 2-3* at NJ	1/10/2008 L 1-4 NJ	11/27/2013 W 4-3 at NJ
1/28/1981 W 6-3 NJ (COL)	10/28/1988 L 3-5 at NJ	11/14/1995 L 0-1 at NJ	2/23/2001 W 3-2 NJ	2/9/2008 L 1-6 at NJ	11/29/2013 L 2-5 NJ
3/3/1981 L 4-5 at NJ (COL)	10/29/1988 W 3-0 NJ	1/27/1996 T 4-4* NJ	3/2/2001 L 3-7 at NJ	2/18/2008 L 1-5 at NJ	3/8/2014 L 4-5 at NJ
12/12/1981 L 2-4 NJ (COL)	1/27/1989 W 8-6 at NJ	4/4/1996 W 1-0 at NJ	1/5/2002 L 1-2 NJ	2/26/2008 W 2-1* NJ	4/5/2014 L 1-3 NJ
2/5/1982 T 4-4 at NJ (COL)	10/14/1989 L 2-3 NJ	4/6/1996 L 3-6 NJ	1/19/2002 T 3-3* at NJ	1/6/2009 W 3-2 NJ	12/8/2014 L 1-2 NJ
3/14/1982 L 3-4 NJ (COL)	10/26/1989 W 7-3 at NJ	10/19/1996 W 6-2 NJ	3/23/2002 W 4-2 at NJ	3/18/2009 W 4-2 NJ	12/23/2014 W 2-1** at NJ
12/3/1982 L 4-5 at NJ	12/9/1989 W 7-3 NJ	2/12/1997 L 2-3 NJ	4/3/2002 L 2-3 NJ	3/28/2009 W 2-1 at NJ	2/21/2015 L 1-3 at NJ
1/15/1983 W 2-1 NJ	11/15/1990 W 4-2 at NJ	2/13/1997 L 0-4 at NJ	10/19/2002 W 3-1 NJ	4/11/2009 L 2-3 at NJ	3/28/2015 W 3-1 NJ
3/10/1983 W 3-0 at NJ	3/16/1991 W 6-2 NJ	3/13/1997 L 0-6 at NJ	10/29/2002 W 2-1 at NJ	10/17/2009 L 0-2 at NJ	
11/2/1983 W 5-4 NJ	3/27/1991 L 3-4* at NJ	10/10/1997 W 2-1 NJ	1/17/2003 L 1-2 NJ	12/9/2009 L 2-4 at NJ	
1/17/1984 T 3-3* NJ	11/22/1991 L 2-8 at NJ	2/28/1998 L 3-4 at NJ	1/18/2003 L 2-5 at NJ	2/13/2010 W 5-2 NJ	
2/16/1984 L 5-6* at NJ	12/19/1991 L 1-4 NJ	3/12/1998 L 0-2 NJ	10/11/2003 L 1-2 NJ	4/3/2010 L 0-4 NJ	
12/26/1984 W 5-3 NJ	12/15/1992 L 1-4 at NJ	4/1/1998 W 4-0 at NJ	1/21/2004 W 2-1 at NJ	1/1/2011 W 6-3 NJ	
2/14/1985 W 4-0 at NJ	10/20/1992 W 5-4 at NJ	11/19/1998 L 2-3* NJ	2/14/2004 L 1-4 at NJ	2/8/2011 OT 2-3* at NJ	
3/1/1985 W 4-1 at NJ	10/28/1992 L 3-4* NJ	11/22/1998 L 2-5 NJ	3/6/2004 L 1-4 NJ	2/16/2011 L 2-3 at NJ	
10/17/1985 W 4-3* at NJ	12/27/1992 L 2-6 at NJ	2/3/1999 L 1-4 NJ	10/15/2005 W 6-1 at NJ	2/19/2011 L 1-4 NJ	
12/21/1985 W 7-6 NJ	3/3/1993 L 4-7 NJ	2/13/1999 L 4-6 at NJ	12/17/2005 W 4-1 NJ	10/10/2011 L 2-4 at NJ	
2/9/1986 L 3-6 NJ	12/22/1993 W 6-3 NJ	4/6/1999 W 4-2 NJ	2/3/2006 L 0-3 at NJ	11/8/2011 L 2-3 at NJ	



# NEW YORK ISLANDERS

## 2015-16 SCHEDULE

10/29/15	.....at NYI	7 p.m.
2/13/16	.....at CAR	7 p.m.
3/26/16	.....at CAR	7 p.m.
3/29/16	.....at NYI	7 p.m.

## HURRICANES vs. NY ISLANDERS

ALL-TIME:	GP: 128	65-47-14-2	GF: 417	GA: 388
at home:	GP: 64	32-24-7-1	GF: 222	GA: 203
on road:	GP: 64	33-23-7-1	GF: 195	GA: 185
in overtime:	GP: 20	6-6-8		

Owner/Governor	.....Charles B. Wang
General manager, Alternate governor & President	.....Garth Snow
Head coach	.....Jack Capuano
Assistant general manager & assistant coach	.....Doug Wight
Assistant coaches	.....Greg Cronin, Bob Corkum, Matt Bertani
Goaltending coach	.....Mike Dunham
Director of communications	.....Kimber Auerbach
Communications manager	.....Jesse Eisenberg
General office	.....516/501-6700

Inaugural season	.....1972-73
Stanley Cup titles	.....4 (1980, 1981, 1982, 1983)
Home ice	.....Barclays Center (2012)
Building capacity	.....15,795
2014-15 record	.....47-28-7
AHL affiliate	.....Bridgeport Sound Tigers

## 2014-15 SERIES RECAP

### ISLANDERS WIN SEASON SERIES: 3-1-0

At CAROLINA HURRICANES	Attend	Goaltenders	Winning Goal
17 Feb '15 Hurricanes 1 Islanders 4	12,665	Khudobin vs. Johnson	Brock Nelson
10 Oct '14 Hurricanes 3 Islanders 5	18,680	Ward vs. Halak	Mikhail Grabovski

### SERIES STATISTICS

HURRICANES SPECIALTY TEAMS				ISLANDERS SPECIALTY TEAMS			
Power Play	.....6-16	.....37.5%		Power Play	.....5-11	.....45.5%	
Penalty Killing	.....6-11	.....54.5%		Penalty Killing	.....10-16	.....62.5%	

### GOALTENDING

HURRICANES	GP	Min	W-L-OT	SO	GA	SA	SV	GAA	SV%
Cam Ward	2	119	1-1-0	0	8	50	42	4.05	.840
Anton Khudobin	2	118	0-2-0	0	7	60	53	3.56	.883

At NEW YORK ISLANDERS	Attend	Goaltenders	Winning Goal
28 Feb '15 Hurricanes 5 Islanders 3	16,170	Ward vs. Johnson	Brad Malone
11 Oct '14 Hurricanes 3 Islanders 4	16,170	Khudobin vs. Johnson	Josh Bailey

### HURRICANES LEADING SCORER

	GP	G	A	TP	+/-	PM
Jiri Tlustý	3	4	1	5	1	0

### ISLANDERS LEADING SCORER

	GP	G	A	TP	+/-	PM
John Tavares	4	3	5	8	1	4

ISLANDERS	GP	Min	W-L-OT	SO	GA	SA	SV	GAA	SV%
Chad Johnson	3	177	2-1-0	0	9	103	94	3.04	.913
Jaroslav Halak	1	60	1-0-0	0	3	24	21	3.00	.875

## ALL-TIME SEASON SERIES RECORDS

YEAR	OVERALL	HOME	ROAD	YEAR	OVERALL	HOME	ROAD	YEAR	OVERALL	HOME	ROAD
1979-80	1-3-0	1-1-0	0-2-0	1991-92	1-2-0	1-1-0	0-1-0	2003-04	2-2-0-0	0-2-0-0	2-0-0-0
1980-81	0-2-2	0-0-2	0-2-0	1992-93	1-2-1	1-1-0	0-1-1	2005-06	3-1-0	2-0-0	1-1-0
1981-82	0-2-1	0-1-1	0-1-0	1993-94	2-1-1	1-0-1	1-1-0	2006-07	2-1-1	2-0-0	0-1-1
1982-83	1-2-0	0-1-0	1-1-0	1994-95	2-1-0	2-0-0	0-1-0	2007-08	2-2-0	0-2-0	2-0-0
1983-84	2-1-0	2-0-0	0-1-0	1995-96	3-0-1	2-0-0	1-0-1	2008-09	4-0-0	2-0-0	2-0-0
1984-85	1-1-1	0-1-0	1-0-1	1996-97	1-2-1	0-1-1	1-1-0	2009-10	2-0-2	1-0-1	1-0-1
1985-86	1-2-0	0-2-0	1-0-0	1997-98	2-2-0	1-1-0	1-1-0	2010-11	4-0-0	2-0-0	2-0-0
1986-87	2-1-0	1-0-0	1-1-0	1998-99	5-0-0	2-0-0	3-0-0	2011-12	0-2-2	0-1-1	0-1-1
1987-88	1-2-0	1-1-0	0-1-0	1999-00	3-1-0-0	1-1-0-0	2-0-0-0	2012-13	3-0-0	1-0-0	2-0-0
1988-89	2-1-0	1-0-0	1-1-0	2000-01	3-1-0-0	2-0-0-0	1-1-0-0	2013-14	3-1-0	1-1-0	2-0-0
1989-90	2-1-0	1-1-0	1-0-0	2001-02	1-1-0-2	0-1-0-1	1-0-0-1	2014-15	1-3-0	0-2-0	1-1-0
1990-91	0-2-1	0-1-0	0-1-1	2002-03	2-2-0-0	1-1-0-0	1-1-0-0				

## ALL-TIME SEASON GAME RESULTS (\*Overtime \*\*Shootout)

10/20/1979 L 1-6 at NYI	11/22/1986 W 6-3 at NYI	4/6/1994 T 3-3* NYI	3/26/2000 W 4-1 NYI	1/6/2007 W 4-2 NYI	10/19/2013 W 4-3 at NYI
10/26/1979 L 1-2 NYI	1/31/1987 L 2-4 at NYI	3/7/1995 L 1-3 at NYI	12/19/2000 L 1-2 at NYI	10/27/2007 W 8-3 at NYI	11/7/2013 W 1-0 NYI
1/26/1980 L 2-3 at NYI	1/21/1988 W 4-3 NYI	3/14/1995 W 6-4 NYI	1/7/2001 W 5-2 NYI	12/31/2007 L 1-4 NYI	1/4/2014 W 3-2 at NYI
2/3/1980 W 5-3 NYI	2/20/1988 L 0-3 at NYI	3/25/1995 W 5-1 NYI	3/1/2001 W 3-1 at NYI	1/21/2008 W 3-2* at NYI	3/25/2014 L 4-5 NYI
10/19/1980 T 3-3 NYI	2/21/1988 L 2-7 NYI	12/6/1995 W 7-4 NYI	3/18/2001 W 2-1 NYI	1/22/2008 L 3-6 NYI	10/10/2014 L 3-5 NYI
11/20/1980 L 0-5 at NYI	2/4/1989 L 3-5 at NYI	12/16/1995 T 3-3* at NYI	10/17/2001 L 0-4 NYI	10/25/2008 W 4-3 at NYI	10/11/2014 L 3-4 at NYI
12/27/1980 T 5-5 NYI	2/28/1989 W 3-1 at NYI	1/17/1996 W 6-3 at NYI	10/18/2001 OTL 1-2* at NYI	2/19/2009 W 6-2 at NYI	2/17/2015 L 1-4 NYI
1/3/1981 L 1-8 at NYI	3/14/1989 W 8-2 NYI	3/30/1996 W 3-1 NYI	10/26/2001 OTL 2-3* at NYI	3/20/2009 W 5-4 NYI	2/28/2015 W 5-3 at NYI
10/29/1981 T 6-6 NYI	12/6/1989 L 3-4 NYI	10/17/1996 W 3-1 at NYI	4/8/2002 W 2-1 at NYI	4/7/2009 W 9-0 NYI	
2/14/1982 L 1-9 NYI	1/23/1990 W 4-2 NYI	10/30/1996 T 2-2* NYI	10/22/2002 W 4-1 at NYI	10/21/2009 OT 3-4** at NYI	
3/27/1982 L 4-5 at NYI	3/6/1990 W 4-2 at NYI	1/24/1997 L 2-5 NYI	10/30/2002 W 4-2 NYI	11/13/2009 OT 3-4* NYI	
12/26/1982 L 2-3 NYI	12/20/1990 L 2-4 at NYI	4/11/1997 L 4-6 at NYI	12/28/2002 L 0-3 at NYI	1/28/2010 W 4-1 NYI	
1/18/1983 L 1-8 at NYI	1/29/1991 L 1-8 NYI	11/7/1997 L 2-3 NYI	4/6/2003 L 1-2 NYI	2/6/2010 W 3-1 at NYI	
2/12/1983 W 4-2 at NYI	2/3/1991 T 1-1* at NYI	12/3/1997 W 5-3 NYI	11/26/2003 W 2-0 at NYI	11/3/2010 W 7-2 NYI	
11/15/1983 L 4-6 at NYI	12/17/1991 L 2-4 NYI	1/10/1998 W 2-1* at NYI	1/23/2004 L 2-3 NYI	1/26/2011 W 4-2 at NYI	
1/5/1984 W 4-2 NYI	12/29/1991 W 6-4 NYI	1/30/1998 L 0-2 at NYI	3/27/2004 W 3-2 at NYI	3/18/2011 W 3-2* NYI	
3/18/1984 W 5-4 NYI	1/9/1992 L 1-2 at NYI	11/5/1998 W 6-3 at NYI	4/2/2004 L 4-6 NYI	4/2/2011 W 4-2 at NYI	
12/8/1984 W 4-3 at NYI	10/24/1992 L 2-4 at NYI	11/28/1998 W 3-1 at NYI	10/8/2005 L 2-3 at NYI	1/3/2012 OT 3-4** NYI	
12/21/1984 L 0-1 NYI	2/28/1993 L 6-7* NYI	2/21/1999 W 4-1 NYI	1/6/2006 W 4-1 NYI	1/21/2012 OT 1-2* at NYI	
2/16/1985 T 4-4* at NYI	4/13/1993 T 3-3* at NYI	3/24/1999 W 2-1 NYI	1/7/2006 W 3-0 at NYI	1/31/2012 L 2-5 NYI	
12/23/1985 L 3-6 NYI	4/14/1993 W 5-4* NYI	4/10/1999 W 6-1 at NYI	1/19/2006 W 4-3 NYI	2/18/2012 L 3-4 at NYI	
12/26/1985 W 4-3 at NYI	11/6/1993 L 3-5 at NYI	10/30/1999 W 4-0 at NYI	10/21/2006 OT 3-4* at NYI	2/11/2013 W 6-4 at NYI	
3/13/1986 L 2-3 NYI	1/1/1994 W 4-3 at NYI	11/10/1999 L 0-2 NYI	11/22/2006 L 2-4 at NYI	2/24/2013 W 4-2 at NYI	
11/5/1986 W 3-2 NYI	1/8/1994 W 6-0 NYI	2/8/2000 W 4-3 at NYI	12/22/2006 W 5-1 NYI	4/23/2013 W 4-3** NYI	





# NEW YORK RANGERS

## 2015-16 SCHEDULE

11/10/15.....	at NYR.....	7 p.m.
11/30/15.....	at NYR.....	7 p.m.
1/22/16.....	at CAR.....	7 p.m.
3/31/16.....	at CAR.....	7 p.m.

## HURRICANES vs. NY RANGERS

ALL-TIME:.....	GP: 128.....	51-61-16.....	GF: 348.....	GA: 410.....
at home:.....	GP: 63.....	32-24-7.....	GF: 197.....	GA: 187.....
on road:.....	GP: 65.....	19-37-9.....	GF: 151.....	GA: 223.....
in overtime:.....	GP: 20.....	6-8-6.....		

Executive chairman, Madison Square Garden Company.....	James L. Dolan
President/alternate governor.....	Glen Sather
General manager.....	Jeff Gorton
Head coach.....	Alain Vigneault
Associate coach.....	Scott Arniel
Assistant coaches.....	Ulf Samuelsson, Darryl Williams
Assistant coach & goaltending coach.....	Benoit Allaire
Senior vice president, public relations & player recruitment.....	John Rosasco
Director, public relations.....	Ryan Nissan
General office.....	212/465-6486

Inaugural season.....	1926-27
Stanley Cup titles.....	4 (1928, 1933, 1940, 1994)
Home ice.....	Madison Square Garden (1968)
Building capacity.....	18,200
2014-15 record.....	53-22-7
AHL affiliate.....	Hartford Wolf Pack

## 2014-15 SERIES RECAP

### RANGERS WIN SEASON SERIES: 5-0-0 (HURRICANES: 0-2-3)

At CAROLINA HURRICANES	Attend	Goaltenders	Winning Goal
21 Mar '15 Hurricanes 2 Rangers 3 (SO)	13,404	Khudobin vs. Talbot	(Mats Zuccarello)
20 Dec '14 Hurricanes 2 Rangers 3 (SO)	13,329	Ward vs. Lundqvist	(Mats Zuccarello)

At NEW YORK RANGERS	Attend	Goaltenders	Winning Goal
31 Jan '15 Hurricanes 1 Rangers 4	18,006	Ward vs. Lundqvist	Dominic Moore
21 Dec '14 Hurricanes 0 Rangers 1	18,006	Khudobin vs. Talbot	Ryan McDonagh
16 Oct '14 Hurricanes 1 Rangers 2 (SO)	18,006	Khudobin vs. Lundqvist	(Rick Nash)

## SERIES STATISTICS

HURRICANES SPECIALTY TEAMS	RANGERS SPECIALTY TEAMS
Power Play..... 1-12..... 8.3%	Power Play..... 1-13..... 7.7%
Penalty Killing..... 12-13..... 92.3%	Penalty Killing..... 11-12..... 90.9%

## GOALTENDING

HURRICANES	GP	Min	W-L-OT	SO	GA	SA	SV	GAA	SV%
Anton Khudobin	3	188	0-1-2	0	4	94	90	1.27	.957
Cam Ward	2	125	0-1-1	0	6	71	65	2.88	.915

HURRICANES LEADING SCORER	RANGERS LEADING SCORER
GP G A TP +/- PM	GP G A TP +/- PM
Ryan Murphy 3 1 2 3 -1 0	Mats Zuccarello 5 0 5 5 3 0

RANGERS	GP	Min	W-L-OT	SO	GA	SA	SV	GAA	SV%
Henrik Lundqvist	3	190	3-0-0	0	4	82	78	1.26	.951
Cam Talbot	2	125	2-0-0	1	2	48	46	0.96	.958

## ALL-TIME SEASON SERIES RECORDS

YEAR	OVERALL	HOME	ROAD	YEAR	OVERALL	HOME	ROAD	YEAR	OVERALL	HOME	ROAD
1979-80	1-2-1	1-1-0	0-1-1	1991-92	1-2-0	1-1-0	0-1-0	2003-04	2-1-1-0	2-0-0-0	0-1-1-0
1980-81	1-3-0	1-1-0	0-2-0	1992-93	1-1-1	0-0-1	1-1-0	2005-06	3-1-0	2-0-0	1-1-0
1981-82	1-1-1	0-1-1	1-0-0	1993-94	1-3-0	1-1-0	0-2-0	2006-07	1-2-1	1-1-0	0-1-1
1982-83	1-2-0	1-0-0	0-2-0	1994-95	1-2-0	0-1-0	1-1-0	2007-08	2-2-0	1-1-0	1-1-0
1983-84	2-1-0	2-0-0	0-1-0	1995-96	2-1-1	1-1-0	1-0-1	2008-09	2-1-1	2-0-0	0-1-1
1984-85	1-0-2	0-0-1	1-0-1	1996-97	2-2-0	2-0-0	0-2-0	2009-10	2-2-0	0-2-0	2-0-0
1985-86	2-1-0	1-1-0	1-0-0	1997-98	1-3-0	1-1-0	0-2-0	2010-11	2-0-2	1-0-1	1-0-1
1986-87	3-0-0	1-0-0	2-0-0	1998-99	3-2-0	1-1-0	2-1-0	2011-12	0-4-0	0-2-0	0-2-0
1987-88	1-2-0	1-1-0	0-1-0	1999-00	1-3-0-0	1-1-0-0	0-2-0-0	2012-13	0-1-2	0-1-1	0-0-1
1988-89	2-1-0	1-0-0	1-1-0	2000-01	3-1-0-0	1-1-0-0	2-0-0-0	2013-14	1-3-0	1-1-0	0-2-0
1989-90	1-2-0	1-1-0	0-1-0	2001-02	3-1-0-0	2-0-0-0	1-1-0-0	2014-15	0-2-3	0-0-2	0-2-1
1990-91	1-2-0	1-0-0	0-2-0	2002-03	0-4-0-0	0-2-0-0	0-2-0-0				

## ALL-TIME SEASON GAME RESULTS (\*Overtime \*\*Shootout)

10/28/1979 T 2-2 at NYR	12/21/1986 W 4-3* at NYR	2/19/1994 W 4-2 NYR	1/9/2000 W 1-0 NYR	11/15/2006 W 2-1 NYR	3/13/2012 L 2-4 at NYR
12/7/1979 L 4-7 NYR	3/18/1987 W 5-3 at NYR	3/16/1994 L 0-4 at NYR	1/18/2000 L 2-3 at NYR	11/21/2006 L 0-4 at NYR	3/18/2013 OT 1-2** at NYR
1/7/1980 L 2-5 at NYR	4/4/1987 W 5-3 NYR	2/24/1995 W 2-1 at NYR	1/20/2000 L 1-4 NYR	2/15/2007 L 1-4 NYR	4/6/2013 L 1-4 NYR
2/18/1980 W 6-4 NYR	10/10/1987 L 2-6 NYR	3/1/1995 L 2-5 NYR	12/27/2000 W 4-3 NYR	3/11/2007 L 1-2** at NYR	4/25/2013 OT 3-4* NYR
11/16/1980 L 3-7 at NYR	3/5/1988 W 3-1 NYR	4/20/1995 L 2-3 at NYR	1/22/2001 L 2-5 NYR	12/3/2007 W 4-0 at NYR	11/2/2013 L 1-5 at NYR
2/22/1981 W 6-5 NYR	3/20/1988 L 1-2 at NYR	10/7/1995 W 2-0 NYR	1/24/2001 W 3-2 at NYR	12/26/2007 L 2-4 at NYR	3/7/2014 L 2-4 NYR
3/14/1981 L 2-6 at NYR	10/12/1988 W 4-3 at NYR	10/16/1995 W 7-5 at NYR	4/4/2001 W 3-1 at NYR	1/29/2008 W 3-1 NYR	3/11/2014 W 3-1 NYR
3/21/1981 L 4-6 NYR	12/8/1988 W 5-4 NYR	11/11/1995 L 1-4 NYR	10/5/2001 W 3-1 NYR	2/28/2008 L 2-4 NYR	4/8/2014 L 1-4 at NYR
12/6/1981 W 5-3 at NYR	1/2/1989 L 4-5 at NYR	12/22/1995 T 3-3* at NYR	11/2/2001 W 3-2 NYR	12/13/2008 OT 2-3** at NYR	10/16/2014 OT 1-2** at NYR
2/13/1982 L 2-3 NYR	10/19/1989 L 3-7 at NYR	12/16/1996 L 2-5 at NYR	11/29/2001 L 0-5 at NYR	1/27/2009 L 2-3 at NYR	12/20/2014 OT 2-3** NYR
4/3/1982 T 3-3 NYR	11/18/1989 L 2-3 NYR	2/5/1997 L 2-5 at NYR	12/10/2001 W 4-3* at NYR	3/9/2009 W 3-0 NYR	12/21/2014 L 0-1 at NYR
12/1/1982 L 1-6 at NYR	3/3/1990 W 6-4 NYR	2/21/1997 W 7-2 NYR	10/9/2002 L 1-4 NYR	4/2/2009 W 4-2 NYR	1/31/2015 L 1-4 at NYR
12/4/1982 W 5-2 NYR	10/6/1990 W 5-4 NYR	3/29/1997 W 2-1 NYR	11/25/2002 L 1-3 at NYR	12/21/2009 L 1-3 NYR	3/21/2015 OT 2-3** NYR
2/23/1983 L 3-11 at NYR	1/13/1991 L 3-4 at NYR	10/20/1997 L 2-4 at NYR	12/31/2002 L 0-2 NYR	12/31/2009 L 1-2 NYR	
11/26/1983 W 4-3* NYR	2/15/1991 L 3-5 at NYR	11/21/1997 L 3-4 NYR	1/8/2003 L 1-5 at NYR	1/2/2010 W 2-1* at NYR	
3/31/1984 W 5-3 NYR	10/12/1991 W 5-2 NYR	1/6/1998 L 2-4 at NYR	10/18/2003 T 2-2* at NYR	1/27/2010 W 5-1 at NYR	
4/1/1984 L 0-2 at NYR	12/14/1991 L 2-6 NYR	3/26/1998 W 4-1 NYR	10/30/2003 L 1-4 at NYR	10/29/2010 W 4-3 at NYR	
10/11/1984 T 4-4* at NYR	3/1/1992 L 4-9 at NYR	10/30/1998 L 0-1 at NYR	11/6/2003 W 6-3 NYR	1/5/2011 OT 1-2* at NYR	
2/9/1985 T 2-2* NYR	10/12/1992 L 2-6 at NYR	12/23/1998 W 1-0 at NYR	1/8/2004 W 3-2 NYR	1/20/2011 W 4-1 NYR	
2/21/1985 W 4-3* at NYR	12/19/1992 T 4-4* NYR	12/26/1998 L 3-6 NYR	11/17/2005 W 5-1 NYR	2/22/2011 OT 3-4** NYR	
10/12/1985 W 8-2 NYR	4/5/1993 W 5-4 at NYR	1/28/1999 W 3-2* NYR	11/19/2005 L 3-4 at NYR	11/11/2011 L 1-5 at NYR	
1/20/1986 W 5-0 at NYR	10/30/1993 L 1-4 NYR	2/12/1999 W 3-1 at NYR	3/6/2006 W 2-1 at NYR	12/1/2011 L 3-5 NYR	
2/1/1986 L 1-3 NYR	12/15/1993 L 2-5 at NYR	10/8/1999 L 1-3 at NYR	3/14/2006 W 5-3 NYR	3/1/2012 L 2-3 NYR	



# OTTAWA SENATORS

## 2015-16 SCHEDULE

11/7/15..... at CAR..... 7 p.m.  
2/18/16..... at OTT..... 7:30 p.m.  
3/8/16..... at CAR..... 7 p.m.

## HURRICANES vs. OTTAWA

ALL-TIME:..... GP: 93..... 49-32-12..... GF: 259..... GA: 239  
at home:..... GP: 45..... 28-11-6..... GF: 134..... GA: 104  
on road:..... GP: 48..... 21-21-6..... GF: 125..... GA: 135  
in overtime:..... GP: 18..... 6-4-8

Owner/Governor/Chairman..... Eugene Melnyk  
President of hockey operations/General manager..... Bryan Murray  
Head coach..... Dave Cameron  
Assistant coach..... Jason Smith  
Goaltending coach..... Rick Wamsley  
Senior director, communications..... Brian Morris  
Manager, communications..... Chris Moore  
Coordinator, communications..... Amanda Nigh  
General office..... 613/599-0250

Inaugural season..... 1992-93  
Stanley Cup titles..... None  
Home ice..... Canadian Tire Centre (1996)  
Building capacity..... 19,153  
2014-15 record..... 43-26-13  
AHL affiliate..... Binghamton Senators

## 2014-15 SERIES RECAP

### HURRICANES WIN SEASON SERIES: 2-0-1 (SENATORS: 1-2-0)

At CAROLINA HURRICANES Attend Goaltenders Winning Goal  
17 Mar '15 Hurricanes 1 Senators 2 (OT) 13,469 Khudobin vs. Hammond (Mark Stone)

### SERIES STATISTICS

HURRICANES SPECIALTY TEAMS		SENATORS SPECIALTY TEAMS	
Power Play.....	3-10..... 30.0%	Power Play.....	1-9..... 11.1%
Penalty Killing.....	8-9..... 88.9%	Penalty Killing.....	7-10..... 70.0%

### GOALTENDING

HURRICANES	GP	Min	W-L-OT	SO	GA	SA	SV	GAA	SV%
Anton Khudobin	2	125	1-0-1	0	4	65	61	1.92	.938
Cam Ward	1	60	1-0-0	0	3	32	29	3.00	.906

At OTTAWA SENATORS	Attend	Goaltenders	Winning Goal
16 Feb '15 Hurricanes 6 Senators 3	16,562	Ward vs. Lehner, Hammond	Jay McClement
17 Jan '15 Hurricanes 3 Senators 2	17,434	Khudobin vs. Anderson	Nathan Gerbe

### HURRICANES LEADING SCORER

	GP	G	A	TP	+/-	PM
Nathan Gerbe	3	2	2	4	4	2

### SENATORS LEADING SCORER

	GP	G	A	TP	+/-	PM
Erik Karlsson	3	0	4	4	2	2

SENATORS	GP	Min	W-L-OT	SO	GA	SA	SV	GAA	SV%
Andrew Hammond	2	86	1-0-0	0	3	41	38	2.10	.927
Craig Anderson	1	59	0-1-0	0	3	28	25	3.07	.893
Robin Lehner	1	39	0-1-0	0	4	31	27	6.14	.871

## ALL-TIME SEASON SERIES RECORDS

YEAR	OVERALL	HOME	ROAD	YEAR	OVERALL	HOME	ROAD	YEAR	OVERALL	HOME	ROAD
1992-93	6-1-0	3-0-0	3-1-0	2000-01	3-1-0-0	1-1-0-0	2-0-0-0	2009-10	2-1-1	2-0-0	0-1-1
1993-94	4-0-1	2-0-0	2-0-1	2001-02	0-3-1-0	0-2-0-0	0-1-1-0	2010-11	3-1-0	2-0-0	1-1-0
1994-95	4-0-0	2-0-0	2-0-0	2002-03	0-3-1-0	0-1-1-0	0-2-0-0	2011-12	2-1-1	1-0-1	1-1-0
1995-96	3-1-1	2-1-0	1-0-1	2003-04	1-2-1-0	0-1-1-0	1-1-0-0	2012-13	2-1-0	1-0-0	1-1-0
1996-97	2-2-1	2-0-0	0-2-1	2005-06	2-2-0	1-1-0	1-1-0	2013-14	2-0-1	2-0-0	0-0-1
1997-98	4-2-0	3-0-0	1-2-0	2006-07	1-3-0	0-2-0	1-1-0	2014-15	2-0-1	0-0-1	2-0-0
1998-99	1-1-2	0-0-2	1-1-0	2007-08	2-2-0	1-1-0	1-1-0				
1999-00	1-3-0-0	1-1-0-0	0-2-0-0	2008-09	2-2-0	2-0-0	0-2-0				

## ALL-TIME SEASON GAME RESULTS (\*Overtime \*\*Shootout)

10/14/1992 W 4-1 OTT	1/5/1996 W 4-2 OTT	1/4/2000 L 1-2 OTT	11/15/2005 W 2-1 at OTT	10/14/2010 L 2-3 at OTT
10/22/1992 W 5-1 at OTT	3/22/1996 T 1-1* at OTT	2/15/2000 L 1-5 at OTT	11/22/2005 L 3-5 OTT	11/17/2010 W 7-1 OTT
11/19/1992 W 4-2 at OTT	11/23/1996 T 3-3* at OTT	11/12/2000 W 4-0 OTT	12/28/2005 L 2-6 at OTT	12/29/2010 W 4-0 at OTT
12/9/1992 W 6-2 OTT	12/28/1996 W 3-2 OTT	11/16/2000 W 1-0 at OTT	11/4/2006 W 3-2 at OTT	3/22/2011 W 4-3 OTT
1/28/1993 L 2-5 at OTT	2/15/1997 W 2-1 OTT	12/3/2000 L 0-2 OTT	11/28/2006 L 1-4 OTT	10/25/2011 OT 2-3** OTT
4/3/1993 W 7-3 OTT	2/16/1997 L 2-4 at OTT	4/1/2001 W 3-2* at OTT	2/27/2007 L 2-4 OTT	11/27/2011 L 3-4 at OTT
4/7/1993 W 6-1 at OTT	4/9/1997 L 4-5 at OTT	10/9/2001 L 2-6 OTT	2/28/2007 L 0-2 at OTT	12/23/2011 W 2-1* OTT
11/10/1993 W 4-3* OTT	10/4/1997 L 2-3 at OTT	11/15/2001 T 1-1* at OTT	10/11/2007 W 5-3 at OTT	4/3/2012 W 2-1 at OTT
11/29/1993 W 4-2 at OTT	11/9/1997 W 4-1 OTT	12/18/2001 L 1-5 OTT	12/12/2007 L 0-6 OTT	2/1/2013 W 1-0 OTT
12/23/1993 W 2-1 at OTT	12/16/1997 W 2-1 OTT	4/2/2002 L 3-4 at OTT	1/17/2008 L 1-5 at OTT	2/7/2013 W 3-2* at OTT
12/26/1993 W 3-2* OTT	12/18/1997 L 2-3 at OTT	10/23/2002 L 1-4 at OTT	3/16/2008 W 5-1 OTT	4/16/2013 L 2-3 at OTT
1/27/1994 T 1-1* at OTT	1/5/1998 W 4-1 OTT	11/19/2002 T 4-4* OTT	11/7/2008 W 2-1 OTT	11/24/2013 W 4-1 OTT
1/25/1995 W 4-1 OTT	1/22/1998 W 4-2 at OTT	12/7/2002 L 2-5 at OTT	1/13/2009 L 1-5 at OTT	1/25/2014 W 6-3 OTT
2/1/1995 W 2-1 at OTT	10/24/1998 W 3-1 at OTT	3/18/2003 L 5-6 OTT	2/24/2009 L 2-4 at OTT	3/31/2014 OT 1-2** at OTT
2/28/1995 W 6-3 at OTT	12/18/1998 L 1-5 at OTT	11/20/2003 L 1-6 at OTT	3/25/2009 W 2-1 OTT	1/17/2015 W 3-2 at OTT
4/12/1995 W 4-2 OTT	1/4/1999 T 4-4* OTT	1/11/2004 T 2-2* OTT	12/12/2009 L 2-4 at OTT	2/16/2015 W 6-3 at OTT
11/2/1995 L 0-5 OTT	4/17/1999 T 1-1* OTT	1/20/2004 L 1-3 OTT	1/10/2010 W 4-1 OTT	3/17/2015 OT 1-2* OTT
11/4/1995 W 5-4 at OTT	11/17/1999 W 2-1 OTT	3/20/2004 W 3-2* at OTT	3/4/2010 W 4-1 OTT	
11/15/1995 W 3-2 OTT	12/23/1999 L 3-4 at OTT	10/24/2005 W 3-2 OTT	4/1/2010 OT 3-4** at OTT	



# PHILADELPHIA FLYERS

## 2015-16 SCHEDULE

11/14/15	.....at CAR	7 p.m.
11/23/15	.....at PHI	7 p.m.
12/15/15	.....at PHI	7 p.m.
2/23/16	.....at CAR	7 p.m.

## HURRICANES vs. PHILADELPHIA

ALL-TIME:	GP: 127	38-65-21-3	GF: 337	GA: 454
at home:	GP: 64	21-30-12-1	GF: 188	GA: 222
on road:	GP: 63	17-35-9-2	GF: 159	GA: 232
in overtime:	GP: 32	6-11-15		

Chairman .....	Ed Snider
General manager .....	Ron Hextall
Head coach.....	Dave Hakstol
Assistant coaches .....	Gord Murphy, Joe Mullen, Ian Laperriere
Goaltending coach.....	Kim Dillabaugh
Senior director of communications .....	Zack Hill
Director of public relations .....	Joe Saville
Manager of broadcasting & media services.....	Brian Smith
General office.....	215/465-4500

## SERIES RECORDS

Winning streak .....	6	12/22/1990-4/15/1992
Losing streak .....	5 (2x)	Last: 1/24/1993-11/18/1993
Unbeaten streak .....	6	12/22/1990-4/15/1992
Goals scored .....	9	2/25/1984 (W, 9-7)
Goals allowed .....	8 (2x)	Last: 11/11/2010 (L, 1-8)
Goals, both teams .....	16	12/25/1984 (W, 9-7)
Current CAR streak.....	4 wins	
Current PHI streak .....	1 loss / Winless in 4 straight games	

Inaugural season .....	1967-68
Stanley Cup titles .....	2 (1974, 1975)
Home ice .....	Wells Fargo Center (1996)
Building capacity .....	19,538
2014-15 record .....	33-31-18
AHL affiliate.....	Lehigh Valley Phantoms

## 2014-15 SERIES RECAP

### HURRICANES WIN SEASON SERIES: 4-1-0 (FLYERS: 1-3-1)

At CAROLINA HURRICANES	Attend	Goaltenders	Winning Goal
04 Apr '15 Hurricanes 3 Flyers 2 (SO)	12,852	Ward vs. Emery	(Chris Terry)
24 Feb '15 Hurricanes 4 Flyers 1	11,024	Ward vs. Zepp	Jeff Skinner
02 Jan '15 Hurricanes 2 Flyers 1	12,682	Ward vs. Mason	Eric Staal

At PHILADELPHIA FLYERS	Attend	Goaltenders	Winning Goal
09 Apr '15 Hurricanes 3 Flyers 1	17,348	Ward vs. Emery	Ryan Murphy
13 Dec '14 Hurricanes 1 Flyers 5	19,609	Khudobin vs. Mason	Wayne Simmonds

### SERIES STATISTICS

HURRICANES SPECIALTY TEAMS					FLYERS SPECIALTY TEAMS				
Power Play.....	4-18	22.2%	Power Play.....	2-10	20.0%				
Penalty Killing.....	8-10	80.0%	Penalty Killing.....	14-18	77.8%				

### HURRICANES LEADING SCORER

	GP	G	A	TP	+/-	PM
Jordan Staal	4	3	3	6	3	2

### FLYERS LEADING SCORER

	GP	G	A	TP	+/-	PM
Sean Couturier	5	3	1	4	1	0

### GOALTENDING

HURRICANES	GP	Min	W-L-OT	SO	GA	SA	SV	GAA	SV%
Cam Ward	4	245	4-0-0	0	5	99	94	1.23	.949
Anton Khudobin	1	60	0-1-0	0	5	23	18	5.00	.783

FLYERS	GP	Min	W-L-OT	SO	GA	SA	SV	GAA	SV%
Steve Mason	2	118	1-1-0	0	3	52	49	1.52	.942
Ray Emery	2	123	0-1-1	0	4	52	48	1.94	.923
Rob Zepp	1	60	0-1-0	0	4	35	31	4.00	.886

## ALL-TIME SEASON SERIES RECORDS

YEAR	OVERALL	HOME	ROAD	YEAR	OVERALL	HOME	ROAD	YEAR	OVERALL	HOME	ROAD
1979-80	0-2-2	0-0-2	0-2-0	1991-92	3-0-0	1-0-0	2-0-0	2003-04	0-2-2-0	0-1-1-0	0-1-1-0
1980-81	0-3-1	0-2-0	0-1-1	1992-93	0-3-0	0-2-0	0-1-0	2005-06	2-0-2	1-0-1	1-0-1
1981-82	0-3-0	0-1-0	0-2-0	1993-94	1-3-0	0-2-0	1-1-0	2006-07	2-2-0	1-1-0	1-1-0
1982-83	1-2-0	1-1-0	0-1-0	1994-95	1-2-0	1-1-0	0-1-0	2007-08	1-2-1	0-2-0	1-0-1
1983-84	2-1-0	1-0-0	1-1-0	1995-96	0-3-1	0-1-1	0-2-0	2008-09	1-1-2	0-1-1	1-0-1
1984-85	0-2-1	0-1-1	0-1-0	1996-97	0-3-1	0-2-0	0-1-1	2009-10	0-3-1	0-1-1	0-2-0
1985-86	0-3-0	0-1-0	0-2-0	1997-98	1-2-1	0-1-1	1-1-0	2010-11	1-3-0	1-1-0	0-2-0
1986-87	2-1-0	1-1-0	1-0-0	1998-99	0-2-2	0-1-1	0-1-1	2011-12	1-3-0	0-2-0	1-1-0
1987-88	1-2-0	1-0-0	0-2-0	1999-00	2-2-0-0	1-1-0-0	1-1-0-0	2012-13	0-2-1	0-1-0	0-1-1
1988-89	1-1-1	1-0-1	0-1-0	2000-01	1-2-0-1	1-1-0-0	0-1-0-1	2013-14	4-0-0	2-0-0	2-0-0
1989-90	2-1-0	1-0-0	1-1-0	2001-02	1-2-0-1	1-1-0-0	0-1-0-1	2014-15	4-1-0	3-0-0	1-1-0
1990-91	3-0-0	2-0-0	1-0-0	2002-03	0-1-2-1	0-0-1-1	0-1-1-0				

## ALL-TIME SEASON GAME RESULTS (\*Overtime \*\*Shootout)

11/27/1979	L	2-6	at PHI	10/31/1987	W	7-4	PHI	3/28/2002	W	4-1	PHI	10/31/2009	L	1-6	at PHI
12/23/1979	L	2-4	at PHI	12/3/1987	L	2-5	at PHI	11/5/2002	OTL	1-2*	PHI	12/26/2009	OT	3-4**	PHI
12/26/1979	T	4-4	PHI	2/15/1988	L	4-5*	at PHI	11/15/2002	T	1-1*	PHI	1/23/2010	L	2-4	at PHI
3/21/1980	T	5-5	PHI	10/22/1988	W	8-6	PHI	2/15/2003	T	2-2*	at PHI	11/1/2010	L	2-3	at PHI
10/26/1980	L	1-6	at PHI	12/23/1988	L	4-5	at PHI	3/13/2003	L	3-5	at PHI	11/11/2010	L	1-8	PHI
11/8/1980	L	4-5	PHI	3/12/1989	T	3-3*	PHI	10/25/2003	T	4-4*	at PHI	2/10/2011	L	1-2	at PHI
2/8/1981	T	6-6	at PHI	11/25/1989	W	5-2	PHI	11/18/2003	T	2-2*	PHI	2/18/2011	W	3-2	PHI
3/29/1981	L	1-4	PHI	12/14/1989	W	3-2	at PHI	11/28/2003	L	2-4	at PHI	10/29/2011	L	1-5	at PHI
11/12/1981	L	3-5	at PHI	2/1/1990	L	1-2	at PHI	3/23/2004	L	2-4	PHI	11/14/2011	L	3-5	PHI
3/20/1982	L	2-5	PHI	12/22/1990	W	1-0	PHI	10/28/2005	W	8-6	PHI	11/21/2011	W	4-2	at PHI
3/21/1982	L	3-5	at PHI	1/26/1991	W	5-3	PHI	12/29/2005	OT	3-4*	PHI	1/10/2012	L	1-2	PHI
12/11/1982	W	7-4	PHI	2/2/1991	W	2-0	at PHI	1/17/2006	W	4-3**	at PHI	2/2/2013	L	3-5	at PHI
1/8/1983	L	4-7	PHI	11/27/1991	W	7-3	at PHI	3/8/2006	OT	2-3**	at PHI	2/9/2013	OT	3-4*	at PHI
1/9/1983	L	4-8	at PHI	4/12/1992	W	4-2	PHI	12/19/2006	W	2-1	at PHI	4/20/2013	L	3-5	PHI
11/6/1983	L	2-4	at PHI	4/15/1992	W	4-3*	at PHI	12/31/2006	L	2-5	PHI	10/6/2013	W	2-1	PHI
12/4/1983	W	6-5	at PHI	1/24/1993	L	4-5*	at PHI	2/22/2007	W	3-2*	PHI	11/5/2013	W	2-1*	PHI
2/25/1984	W	9-7	PHI	2/24/1993	L	2-5	PHI	3/28/2007	L	1-5	at PHI	1/22/2014	W	3-2	at PHI
11/15/1984	L	1-6	at PHI	4/16/1993	L	4-5*	PHI	10/20/2007	OT	2-3*	at PHI	4/13/2014	W	6-5**	at PHI
11/24/1984	T	4-4*	PHI	10/9/1993	L	2-5	PHI	11/21/2007	L	3-6	PHI	12/13/2014	L	1-5	at PHI
2/26/1985	L	2-3	PHI	11/18/1993	L	3-6	at PHI	11/28/2007	L	1-3	PHI	1/2/2015	W	2-1	PHI
10/24/1985	L	0-3	at PHI	3/19/1994	W	5-3	at PHI	12/15/2007	W	6-5**	at PHI	2/24/2015	W	4-1	PHI
11/16/1985	L	2-5	PHI	4/2/1994	L	5-6	PHI	11/26/2008	L	1-3	PHI	4/4/2015	W	3-2**	PHI
11/21/1985	L	0-3	at PHI	1/26/1995	L	2-3	at PHI	11/28/2008	W	3-2*	at PHI	4/9/2015	W	3-1	at PHI
10/18/1986	L	3-6	PHI	3/22/1995	W	4-3	PHI	12/6/2008	OT	1-2*	PHI				
12/4/1986	W	2-1	at PHI	4/28/1995	L	3-4	PHI	12/11/2008	OT	5-6**	at PHI				
3/7/1987	W	5-3	PHI	11/5/1995	L	1-6	at PHI	10/2/2009	L	0-2	PHI				



# PITTSBURGH PENGUINS

## 2015-16 SCHEDULE

12/19/15	.....at PIT	7 p.m.
1/12/16	.....at CAR	7 p.m.
1/17/16	.....at PIT	3 p.m.
2/12/16	.....at CAR	7 p.m.
3/17/16	.....at PIT	7 p.m.

## HURRICANES vs. PITTSBURGH

ALL-TIME:	GP: 133	58-58-16-1	GF: 463	GA: 473
at home:	GP: 68	33-28-7	GF: 240	GA: 230
on road:	GP: 65	25-30-9-1	GF: 223	GA: 243
in overtime:	GP: 24	5-7-12		

Co-owner/Chairman	Mario Lemieux
Executive vice president/General manager	Jim Rutherford
Head coach	Mike Johnston
Assistant coaches	Rick Tocchet, Gary Agnew
Goaltending coach	Mike Bales
Vice president, communications	Tom McMillan
Senior director of communications	Jennifer Bullano
Manager of communications	Jason Seidling
General office	412/642-1300

Inaugural season	1967-68
Stanley Cup titles	3 (1991, 1992, 2009)
Home ice	CONSOL Energy Center (2010)
Building capacity	18,387
2014-15 record	43-27-12
AHL affiliate	Wilkes-Barre/Scranton Penguins

## 2014-15 SERIES RECAP

### SEASON SERIES TIED: 2-2-0

At CAROLINA HURRICANES	Attend	Goaltenders	Winning Goal
26 Mar '15 Hurricanes 5 Penguins 2	13,738	Ward vs. Fleury	Jay McClement
29 Nov '14 Hurricanes 2 Penguins 3	16,225	Khudobin vs. Greiss	Christian Ehrhoff

### SERIES STATISTICS

HURRICANES SPECIALTY TEAMS				PENGUINS SPECIALTY TEAMS			
Power Play	5-15	33.3%		Power Play	0-10	0.0%	
Penalty Killing	10-10	100.0%		Penalty Killing	10-15	66.7%	

### GOALTENDING

HURRICANES	GP	Min	W-L-OT	SO	GA	SA	SV	GAA	SV%
Cam Ward	3	179	2-1-0	0	6	90	84	2.01	.933
Anton Khudobin	1	59	0-1-0	0	3	33	30	3.08	.909

At PITTSBURGH PENGUINS	Attend	Goaltenders	Winning Goal
31 Dec '14 Hurricanes 1 Penguins 2	18,639	Ward vs. Fleury	Brandon Sutter
28 Nov '14 Hurricanes 4 Penguins 2	18,665	Ward vs. Fleury	Nathan Gerbe

### HURRICANES LEADING SCORER

	GP	G	A	TP	+/-	PM
Eric Staal	4	2	4	6	0	2

### PENGUINS LEADING SCORERS

	GP	G	A	TP	+/-	PM
Chris Kunitz	4	2	2	4	3	2

PENGUINS	GP	Min	W-L-OT	SO	GA	SA	SV	GAA	SV%
Thomas Greiss	1	60	1-0-0	0	2	34	32	2.00	.941
Marc-Andre Fleury	3	179	1-2-0	0	9	87	78	3.02	.897

## ALL-TIME SEASON SERIES RECORDS

YEAR	OVERALL	HOME	ROAD	YEAR	OVERALL	HOME	ROAD	YEAR	OVERALL	HOME	ROAD
1979-80	2-1-1	2-0-0	0-1-1	1991-92	2-0-1	0-0-1	2-0-0	2003-04	2-0-1-1	2-0-0-0	0-0-1-1
1980-81	2-2-0	1-1-0	1-1-0	1992-93	0-3-0	0-2-0	0-1-0	2005-06	3-1-0	1-1-0	2-0-0
1981-82	0-2-1	0-1-0	0-1-1	1993-94	1-4-0	1-2-0	0-2-0	2006-07	3-1-0	2-0-0	1-1-0
1982-83	0-3-0	0-2-0	0-1-0	1994-95	2-2-0	1-1-0	1-1-0	2007-08	2-1-1	2-0-0	0-1-1
1983-84	1-2-0	0-1-0	1-1-0	1995-96	2-3-1	2-0-1	0-3-0	2008-09	2-2-0	1-1-0	1-1-0
1984-85	2-1-0	2-0-0	0-1-0	1996-97	1-2-2	1-2-0	0-0-2	2009-10	3-0-1	1-0-1	2-0-0
1985-86	2-1-0	1-0-0	1-1-0	1997-98	0-6-0	0-3-0	0-3-0	2010-11	1-2-1	1-1-0	0-1-1
1986-87	3-0-0	2-0-0	1-0-0	1998-99	1-2-1	0-1-1	1-1-0	2011-12	1-2-1	1-1-0	0-1-1
1987-88	1-2-0	1-0-0	0-2-0	1999-00	2-2-0-0	1-1-0-0	1-1-0-0	2012-13	1-2-0	1-1-0	0-1-0
1988-89	2-1-0	1-1-0	1-0-0	2000-01	3-1-0-0	1-1-0-0	2-0-0-0	2013-14	1-2-1	0-1-1	1-1-0
1989-90	2-0-1	1-0-0	1-0-1	2001-02	2-0-2-0	0-0-2-0	2-0-0-0	2014-15	2-2-0	1-1-0	1-1-0
1990-91	2-1-0	1-1-0	1-0-0	2002-03	2-2-0-0	1-1-0-0	1-1-0-0				

## ALL-TIME SEASON GAME RESULTS (\*Overtime \*\*Shootout)

10/13/1979 T 3-3 at PIT	10/28/1986 W 5-2 PIT	1/2/1994 W 7-2 PIT	4/16/1998 L 1-4 PIT	12/18/2003 W 2-1* PIT	11/19/2010 OT 4-5** at PIT
11/30/1979 W 7-5 PIT	2/3/1987 W 8-6 at PIT	2/17/1994 L 4-6 at PIT	12/4/1998 T 3-3* PIT	3/19/2004 OTL 3-4* at PIT	1/22/2011 L 2-3 at PIT
1/17/1980 W 7-1 PIT	3/28/1987 W 5-4 PIT	3/13/1994 L 2-3 PIT	1/7/1999 L 2-4 at PIT	10/7/2005 W 3-2** PIT	2/25/2011 W 4-1 PIT
4/2/1980 L 4-6 at PIT	1/9/1988 W 5-4* PIT	2/16/1995 L 2-5 at PIT	1/26/1999 W 5-3 at PIT	10/29/2005 W 5-3 at PIT	11/12/2011 W 5-3 PIT
10/15/1980 W 5-2 at PIT	2/6/1988 L 4-5 at PIT	2/18/1995 W 4-2 PIT	3/10/1999 L 2-3* at PIT	2/10/2006 L 3-4 PIT	12/3/2011 L 2-3 PIT
12/26/1980 W 9-7 PIT	4/3/1988 L 2-4 at PIT	4/5/1995 W 8-4 at PIT	10/23/1999 W 3-2 at PIT	3/4/2006 W 7-5 at PIT	12/27/2011 L 2-4 at PIT
2/19/1981 L 2-6 at PIT	12/26/1988 L 3-4* PIT	4/23/1995 L 2-4 PIT	11/27/1999 W 5-3 PIT	10/14/2006 W 5-1 at PIT	1/17/2012 OT 1-2** at PIT
4/5/1981 L 4-5 PIT	2/26/1989 W 8-6 PIT	10/20/1995 T 2-2* PIT	12/15/1999 L 3-6 PIT	11/11/2006 W 6-2 PIT	2/28/2013 W 4-1 PIT
1/2/1982 L 4-9 at PIT	3/30/1989 W 9-5 at PIT	12/9/1995 L 0-6 at PIT	4/3/2000 L 2-3 at PIT	1/2/2007 L 0-3 at PIT	4/9/2013 L 3-5 PIT
1/3/1982 L 4-6 PIT	12/19/1989 W 8-4 at PIT	12/28/1995 L 4-9 at PIT	10/18/2000 W 3-2 at PIT	3/2/2007 W 3-2 PIT	4/27/2013 L 3-8 at PIT
2/10/1982 T 3-3 at PIT	3/25/1990 W 4-2 PIT	2/23/1996 L 4-5 at PIT	11/22/2000 W 3-1 at PIT	10/5/2007 W 4-1 PIT	10/8/2013 L 2-5 at PIT
11/17/1982 L 3-4 at PIT	3/27/1990 T 3-3* at PIT	3/13/1996 W 3-2 PIT	3/23/2001 W 5-3 PIT	10/19/2007 OT 3-4** at PIT	10/28/2013 L 1-3 PIT
12/21/1982 L 2-3 PIT	11/29/1990 W 6-4 at PIT	4/8/1996 W 5-4 PIT	4/8/2001 L 4-6 PIT	2/2/2008 L 1-4 at PIT	12/27/2013 OT 3-4* PIT
3/12/1983 L 2-7 PIT	12/8/1990 W 3-1 PIT	10/8/1996 W 7-3 PIT	11/6/2001 T 2-2* PIT	2/14/2008 W 4-2 PIT	4/1/2014 W 4-1 at PIT
10/15/1983 W 6-4 at PIT	3/9/1991 L 2-5 PIT	11/22/1996 L 1-7 PIT	12/16/2001 W 7-0 at PIT	10/23/2008 L 1-4 at PIT	11/28/2014 W 4-2 at PIT
12/13/1983 L 2-3 at PIT	11/2/1991 W 6-5 at PIT	12/3/1996 T 4-4* at PIT	2/5/2002 T 3-3* PIT	12/4/2008 L 2-5 PIT	11/29/2014 L 2-3 PIT
3/17/1984 L 2-4 PIT	2/27/1992 W 8-4 at PIT	1/15/1997 L 0-3 PIT	3/7/2002 W 3-1 at PIT	1/20/2009 W 2-1 at PIT	12/31/2014 L 1-2 at PIT
11/22/1984 W 9-3 PIT	3/22/1992 T 2-2* PIT	4/3/1997 T 5-5* at PIT	11/9/2002 W 3-2 PIT	4/4/2009 W 3-2* PIT	3/26/2015 W 5-2 PIT
12/28/1984 L 0-4 at PIT	10/17/1992 L 3-7 PIT	10/3/1997 L 3-4 PIT	1/15/2003 L 0-2 PIT	10/14/2009 OT 2-3** PIT	
3/17/1985 W 4-3 PIT	2/21/1993 L 3-4 PIT	10/11/1997 L 1-4 at PIT	3/6/2003 W 4-0 at PIT	12/7/2009 W 3-2 at PIT	
10/29/1985 W 4-3 at PIT	4/1/1993 L 2-10 at PIT	11/26/1997 L 2-3 at PIT	4/2/2003 L 2-3 at PIT	3/11/2010 W 4-3* PIT	
12/14/1985 W 5-4 PIT	10/16/1993 L 3-5 at PIT	12/31/1997 L 2-3 at PIT	10/22/2003 T 1-1* at PIT	3/20/2010 W 3-2* at PIT	
3/1/1986 L 1-5 at PIT	12/4/1993 L 6-7* PIT	1/12/1998 L 1-4 PIT	11/29/2003 W 4-3 PIT	10/30/2010 L 0-3 PIT	



# SAN JOSE SHARKS

## 2015-16 SCHEDULE

10/24/15 .....at SJ ..... 10:30 p.m.  
2/19/16 .....at CAR ..... 7 p.m.

## HURRICANES vs. SAN JOSE

ALL-TIME: ..... GP: 32 ..... 17-15-0 ..... GF: 99 ..... GA: 104  
at home: ..... GP: 16 ..... 9-7-0 ..... GF: 49 ..... GA: 39  
on road: ..... GP: 16 ..... 8-8-0 ..... GF: 50 ..... GA: 65  
in overtime: ..... GP: 2 ..... 2-0-0

Ownership ..... Sharks Sports & Entertainment  
General manager ..... Doug Wilson  
Head coach ..... Peter DeBoer  
Assistant coaches ..... Bob Boughner, Steve Spott  
Goaltending development coach ..... Johan Hedberg  
Vice president of media relations ..... Scott Emmert  
Media relations manager ..... Ben Guerrero  
Media relations coordinator ..... Nicolas Carrillo  
General office ..... 408/287-7070

Inaugural season ..... 1991-92  
Stanley Cup titles ..... None  
Home ice ..... SAP Center at San Jose (1993)  
Building capacity ..... 17,562  
2014-15 record ..... 40-33-9  
AHL affiliate ..... San Jose Barracuda

## SERIES RECORDS

Winning streak ..... 4 ..... 10/19/2010-3/4/2014  
Losing streak ..... 2 (5x) ..... Last: 2/10/2002-2/5/2003  
Unbeaten streak ..... 4 ..... 10/19/2010-3/4/2014  
Goals scored ..... 7 (2x) ..... Last: 11/7/1995 (W, 7-3)  
Goals allowed ..... 8 (2x) ..... Last: 1/30/1996 (L, 2-8)  
Goals, both teams ..... 12 ..... 12/3/1992 (W, 7-5)  
Current CAR streak ..... 1 win  
Current SJ streak ..... 1 loss

## LAST TRANSACTION

2/18/2011 CAR acquired Derek Joslin in exchange for future considerations. CAR then acquired SJ's 2012 second-round pick (47th overall – Brock McGinn) in exchange for Ian White.

## 2014-15 SERIES RECAP

### SEASON SERIES TIED: 1-1-0

At CAROLINA HURRICANES  
16 Nov '14 Hurricanes 0 Sharks 2  
Attend 12,784  
Goaltenders Khudobin vs. Grosenick  
Winning Goal Tomas Hertl

At SAN JOSE SHARKS  
07 Feb '15 Hurricanes 5 Sharks 4  
Attend 17,139  
Goaltenders Ward vs. Niemi  
Winning Goal Victor Rask

### SERIES STATISTICS

HURRICANES SPECIALTY TEAMS  
Power Play ..... 1-6 ..... 16.7%  
Penalty Killing ..... 2-2 ..... 100.0%

SHARKS SPECIALTY TEAMS  
Power Play ..... 0-2 ..... 0.0%  
Penalty Killing ..... 5-6 ..... 83.3%

### HURRICANES LEADING SCORER

GP G A TP +/- PM  
Justin Faulk 2 0 3 3 1 0

### SHARKS LEADING SCORER

GP G A TP +/- PM  
Tomas Hertl 2 3 1 4 2 0

### GOALTENDING

HURRICANES	GP	Min	W-L-OT	SO	GA	SA	SV	GAA	SV%
Cam Ward	1	60	1-0-0	0	4	27	23	4.00	.852
Anton Khudobin	1	59	0-1-0	0	1	18	17	1.02	.944

SHARKS	GP	Min	W-L-OT	SO	GA	SA	SV	GAA	SV%
Troy Grosenick	1	60	1-0-0	1	0	45	45	0.00	1.000
Antti Niemi	1	59	0-1-0	0	4	29	25	4.05	.862

## ALL-TIME SEASON SERIES RECORDS

YEAR	OVERALL	HOME	ROAD	YEAR	OVERALL	HOME	ROAD	YEAR	OVERALL	HOME	ROAD
1991-92	1-2-0	1-1-0	0-1-0	1999-00	1-0-0-0	0-0-0-0	1-0-0-0	2008-09	1-0-0	0-0-0	1-0-0
1992-93	2-0-0	1-0-0	1-0-0	2000-01	0-2-0-0	0-1-0-0	0-1-0-0	2009-10	0-1-0	0-1-0	0-0-0
1993-94	0-2-0	0-1-0	0-1-0	2001-02	1-1-0-0	1-0-0-0	0-1-0-0	2010-11	1-0-0	0-0-0	1-0-0
1994-95	Did Not Play	Did Not Play	Did Not Play	2002-03	0-1-0-0	0-0-0-0	0-1-0-0	2011-12	1-0-0	1-0-0	0-0-0
1995-96	1-1-0	1-0-0	0-1-0	2003-04	1-0-0-0	1-0-0-0	0-0-0-0	2012-13	Did Not Play	Did Not Play	Did Not Play
1996-97	1-1-0	0-1-0	1-0-0	2005-06	0-1-0	0-0-0	0-1-0	2013-14	2-0-0	1-0-0	1-0-0
1997-98	1-1-0	0-1-0	1-0-0	2006-07	1-0-0	1-0-0	0-0-0	2014-15	1-1-0	0-1-0	1-0-0
1998-99	1-1-0	1-0-0	0-1-0	2007-08	Did Not Play	Did Not Play	Did Not Play				

## ALL-TIME SEASON SERIES GAME RESULTS (\*Overtime \*\*Shootout)

10/23/1991	W	3-0	SJ	11/7/1995	W	7-3	SJ	11/25/1998	W	3-0	SJ	10/28/2003	W	3-0	SJ	12/6/2013	W	5-3	SJ
2/4/1992	L	5-6	at SJ	1/30/1996	L	2-8	at SJ	3/4/2000	W	5-2	at SJ	12/10/2005	L	3-4	at SJ	3/4/2014	W	3-2*	at SJ
3/21/1992	L	4-5	SJ	11/12/1996	W	4-3	at SJ	10/24/2000	L	2-3	SJ	3/24/2007	W	6-4	SJ	11/16/2014	L	0-2	SJ
12/3/1992	W	7-5	at SJ	2/28/1997	L	2-3	SJ	11/4/2000	L	1-4	at SJ	2/5/2009	W	4-3**	at SJ	2/7/2015	W	5-4	at SJ
1/21/1993	W	4-2	SJ	3/2/1998	W	3-1	at SJ	11/9/2001	W	3-2	SJ	11/1/2009	L	1-5	SJ				
11/20/1993	L	2-3	SJ	3/14/1998	L	1-2	SJ	2/10/2002	L	0-4	at SJ	10/19/2010	W	5-2	at SJ				
1/15/1994	L	2-8	at SJ	11/12/1998	L	0-3	at SJ	2/5/2003	L	2-6	at SJ	2/17/2012	W	3-2	SJ				



# ST. LOUIS BLUES

## 2015-16 SCHEDULE

1/14/16 .....at STL ..... 8 p.m.  
2/28/16 .....at CAR ..... 3 p.m.

## HURRICANES vs. ST. LOUIS

ALL-TIME: ..... GP: 74 ..... 27-38-8-1 ..... GF: 211 ..... GA: 240  
at home: ..... GP: 37 ..... 16-18-3 ..... GF: 107 ..... GA: 108  
on road: ..... GP: 37 ..... 11-20-5-1 ..... GF: 104 ..... GA: 132  
in overtime: ..... GP: 10 ..... 1-5-4

Chairman/Governor ..... Tom Stillman  
President of hockey operations/General manager ..... Doug Armstrong  
Head coach ..... Ken Hitchcock  
Associate coach ..... Brad Shaw  
Assistant coaches ..... Ray Bennett, Kirk Muller  
Goaltending coach ..... Jim Corsi  
Senior vice president, marketing & public relations ..... Mike Caruso  
Senior director of media relations & team services ..... Rich Jankowski  
Assistant director of media relations ..... Dan O'Neill  
General office ..... 314/622-2500

Inaugural season ..... 1967-68  
Stanley Cup titles ..... None  
Home ice ..... Scottrade Center (1995)  
Building capacity ..... 19,150  
2014-15 record ..... 51-24-7  
AHL affiliate ..... Chicago Wolves

## 2014-15 SERIES RECAP

### BLUES WIN SEASON SERIES: 2-0-0 (HURRICANES: 0-0-2)

At CAROLINA HURRICANES ..... Attend ..... Goaltenders ..... Winning Goal  
30 Jan '15 Hurricanes 2 Blues 3 (SO) 13,287 Ward, Khudobin vs. (Kevin Shattenkirk) Allen

### SERIES STATISTICS

HURRICANES SPECIALTY TEAMS ..... BLUES SPECIALTY TEAMS .....  
Power Play ..... 1-4 ..... 25.0% ..... Power Play ..... 0-2 ..... 0.0%  
Penalty Killing ..... 2-2 ..... 100.0% ..... Penalty Killing ..... 3-4 ..... 25.0%

### GOALTENDING

HURRICANES	GP	Min	W-L-OT	SO	GA	SA	SV	GAA	SV%
Cam Ward	2	127	0-0-2	0	4	64	60	1.90	.938
Anton Khudobin	1	3	0-0-0	0	2	3	1	35.12	.333

At ST. LOUIS BLUES ..... Attend ..... Goaltenders ..... Winning Goal  
10 Jan '15 Hurricanes 4 Blues 5 (SO) 19,411 Ward vs. Elliott, Allen (T.J. Oshie)

### HURRICANES LEADING SCORER

	GP	G	A	TP	+/-	PM
Ryan Murphy	2	1	1	2	-2	0
Riley Nash	2	1	1	2	2	0
Victor Rask	2	1	1	2	1	0
Jeff Skinner	2	1	1	2	0	2

### BLUES LEADING SCORERS

	GP	G	A	TP	+/-	PM
David Backes	2	1	2	3	1	2
Alex Pietrangolo	2	0	3	3	2	2

BLUES	GP	Min	W-L-OT	SO	GA	SA	SV	GAA	SV%
Jake Allen	2	117	2-0-0	0	3	48	45	1.54	.938
Brian Elliott	1	13	0-0-0	0	3	10	7	14.17	.700

## ALL-TIME SEASON SERIES RECORDS

YEAR	OVERALL	HOME	ROAD	YEAR	OVERALL	HOME	ROAD	YEAR	OVERALL	HOME	ROAD
1979-80	2-2-0	1-1-0	1-1-0	1991-92	1-2-0	0-1-0	1-1-0	2003-04	1-0-0-0	1-0-0-0	0-0-0-0
1980-81	0-3-1	0-1-1	0-2-0	1992-93	1-2-0	1-1-0	0-1-0	2005-06	1-0-0	1-0-0	0-0-0
1981-82	2-1-0	1-0-0	1-1-0	1993-94	0-3-0	0-2-0	0-1-0	2006-07	Did Not Play Central Div.. Teams		
1982-83	1-2-0	1-1-0	0-1-0	1994-95	Did Not Play Western Conf. Teams			2007-08	0-1-0	0-0-0	0-1-0
1983-84	2-1-0	1-0-0	1-1-0	1995-96	0-2-0	0-1-0	0-1-0	2008-09	2-0-0	1-0-0	1-0-0
1984-85	2-1-0	1-1-0	1-0-0	1996-97	1-1-0	1-0-0	0-1-0	2009-10	0-1-0	0-1-0	0-0-0
1985-86	1-1-1	0-1-0	1-0-1	1997-98	1-1-0	1-0-0	0-1-0	2010-11	1-0-0	0-0-0	1-0-0
1986-87	2-1-0	2-0-0	0-1-0	1998-99	0-1-0	0-0-0	0-1-0	2011-12	1-0-1	1-0-0	0-0-1
1987-88	1-2-0	0-1-0	1-1-0	1999-00	1-1-0-0	0-1-0-0	1-0-0-0	2012-13	Did Not Play Western Conf. Teams		
1988-89	1-0-2	1-0-1	0-0-1	2000-01	0-1-1-0	0-1-0-0	0-0-1-0	2013-14	1-1-0	1-0-0	0-1-0
1989-90	1-2-0	0-1-0	1-1-0	2001-02	0-1-0-0	0-0-0-0	0-1-0-0	2014-15	0-0-2	0-0-1	0-0-1
1990-91	0-3-0	0-2-0	0-1-0	2002-03	0-1-0-1	0-1-0-0	0-0-0-1				

## ALL-TIME SEASON GAME RESULTS (\*Overtime \*\*Shootout)

12/29/1979	L	0-3	at STL	2/4/1984	W	7-3	at STL	1/25/1989	T	3-3*	STL	11/1/1993	L	2-4	STL	1/20/2003	L	3-5	STL
2/29/1980	W	3-0	STL	3/13/1984	L	0-2	at STL	3/25/1989	W	4-0	STL	1/6/1994	L	1-2	STL	1/6/2004	W	2-0	STL
3/1/1980	W	6-3	at STL	2/24/1985	L	2-3	STL	11/1/1989	L	3-5	STL	10/25/1995	L	2-4	STL	1/15/2006	W	4-2	STL
3/24/1980	L	5-7	STL	3/16/1985	W	5-0	at STL	11/30/1989	W	5-3	at STL	3/9/1996	L	3-6	at STL	1/5/2008	L	0-1	at STL
10/9/1980	L	6-8	at STL	3/20/1985	W	3-2	STL	1/25/1990	L	2-3	at STL	12/17/1996	W	5-3	STL	10/30/2008	W	1-0	at STL
11/5/1980	L	1-6	at STL	2/11/1986	T	4-4*	at STL	11/3/1990	L	1-4	STL	3/20/1997	L	1-4	at STL	1/2/2009	W	2-1	STL
1/12/1981	L	2-5	STL	2/23/1986	L	2-8	STL	1/31/1991	L	3-4*	at STL	10/13/1997	L	1-3	at STL	1/28/2009	L	2-5	STL
1/21/1981	T	6-6	STL	3/19/1986	W	5-2	at STL	3/5/1991	L	1-4	STL	10/22/1997	W	4-3	STL	12/11/2010	W	2-1**	at STL
12/9/1981	W	5-1	STL	11/21/1986	W	4-0	STL	11/9/1991	W	4-3	at STL	3/22/1999	L	2-5	at STL	10/21/2011	OT	2-3*	at STL
12/29/1981	L	1-6	at STL	12/10/1986	W	6-2	STL	2/25/1992	L	2-5	STL	12/7/1999	W	4-2	at STL	3/15/2012	W	2-0	STL
2/6/1982	W	4-2	at STL	1/7/1987	L	3-6	at STL	3/26/1992	L	2-7	at STL	3/22/2000	L	1-2	STL	11/16/2013	L	2-4	at STL
11/13/1982	W	5-2	STL	12/17/1987	L	0-2	STL	11/18/1992	W	5-2	STL	10/29/2000	L	1-4	STL	1/31/2014	W	3-1	STL
12/18/1982	L	4-7	at STL	1/14/1988	L	2-3	at STL	12/1/1992	L	4-8	at STL	4/3/2001	T	2-2*	at STL	1/10/2015	OT	4-5**	at STL
3/22/1983	L	1-4	STL	3/19/1988	W	5-3	at STL	2/8/1993	L	1-3	STL	11/1/2001	L	3-4	at STL	1/30/2015	OT	2-3**	STL
12/3/1983	W	7-2	STL	12/15/1988	T	3-3*	at STL	10/28/1993	L	1-2	at STL	10/15/2002	OTL	1-2*	at STL				





# TAMPA BAY LIGHTNING

## 2015-16 SCHEDULE

11/1/15.....	at CAR.....	5 p.m.
2/21/16.....	at CAR.....	7 p.m.
3/5/16.....	at TB.....	7 p.m.

## HURRICANES vs. TAMPA BAY

ALL-TIME:.....	GP: 112.....	50-44-17-1.....	GF: 318.....	GA: 334.....
at home:.....	GP: 57.....	30-17-9-1.....	GF: 167.....	GA: 166.....
on road:.....	GP: 55.....	20-27-8.....	GF: 151.....	GA: 168.....
in overtime:.....	GP: 26.....	7-6-13.....		

Owner/Governor/Chairman.....	Jeff Vinik
Vice president/General manager.....	Steve Yzerman
Head coach.....	Jon Cooper
Associate coach.....	Rick Bowness
Assistant coach.....	Steve Thomas
Goaltending consultant.....	Frantz Jean
Executive vice president of marketing & communications.....	Bill Wickett
Public relations director.....	Brian Breseman
Editorial content manager.....	Trevor van Knotsenburg
General office.....	813/301-6500

Inaugural season.....	1992-93
Stanley Cup titles.....	1 (2004)
Home ice.....	Amalie Arena (1996)
Building capacity.....	19,758
2014-15 record.....	50-24-8

## 2014-15 SERIES RECAP

### LIGHTNING WIN SEASON SERIES: 2-1-0

At CAROLINA HURRICANES	Attend	Goaltenders	Winning Goal
27 Jan '15 Hurricanes 4 Lightning 2	12,508	Khudobin vs. Bishop	Justin Faulk

At TAMPA BAY LIGHTNING	Attend	Goaltenders	Winning Goal
27 Dec '14 Hurricanes 1 Lightning 2	19,204	Ward vs. Bishop	Alex Killorn
11 Dec '14 Hurricanes 1 Lightning 2	18,104	Ward vs. Nabokov	Nikita Kucherov

### SERIES STATISTICS

HURRICANES SPECIALTY TEAMS				LIGHTNING SPECIALTY TEAMS			
Power Play.....	1-10.....	10.0%		Power Play.....	1-11.....	9.1%	
Penalty Killing.....	10-11.....	90.9%		Penalty Killing.....	9-10.....	90.0%	

### HURRICANES LEADING SCORERS

	GP	G	A	TP	+/-	PM
Justin Faulk	3	2	1	3	3	0
Eric Staal	3	1	2	3	2	2

### LIGHTNING LEADING SCORER

	GP	G	A	TP	+/-	PM
Nikita Kucherov	3	3	0	3	1	0

### GOALTENDING

HURRICANES	GP	Min	W-L-OT	SO	GA	SA	SV	GAA	SV%
Anton Khudobin	1	60	1-0-0	0	2	30	28	2.00	.933
Cam Ward	2	118	0-2-0	0	4	65	61	2.04	.938

LIGHTNING	GP	Min	W-L-OT	SO	GA	SA	SV	GAA	SV%
Evgeni Nabokov	1	60	1-0-0	0	1	30	29	1.00	.967
Ben Bishop	2	117	1-1-0	0	5	48	43	2.56	.896

## ALL-TIME SEASON SERIES RECORDS

YEAR	OVERALL	HOME	ROAD	YEAR	OVERALL	HOME	ROAD	YEAR	OVERALL	HOME	ROAD
1992-93	2-0-0	1-0-0	1-0-0	2000-01	3-2-0-0	3-0-0-0	0-2-0-0	2009-10	3-2-1	2-1-0	1-1-1
1993-94	2-2-0	2-0-0	0-2-0	2001-02	3-2-0-0	1-1-0-0	2-1-0-0	2010-11	2-3-1	1-2-0	1-1-1
1994-95	1-3-0	1-1-0	0-2-0	2002-03	0-2-2-1	0-0-2-1	0-2-0-0	2011-12	3-2-1	1-1-1	2-1-0
1995-96	1-2-1	1-1-0	0-1-1	2003-04	1-3-2-0	0-1-2-0	1-2-0-0	2012-13	1-4-0	0-3-0	1-1-0
1996-97	4-0-0	2-0-0	2-0-0	2005-06	3-3-2	3-1-0	0-2-2	2013-14	0-2-1	0-2-0	0-0-1
1997-98	2-1-1	1-0-1	1-1-0	2006-07	3-4-1	1-2-1	2-2-0	2014-15	1-2-0	1-0-0	0-2-0
1998-99	2-0-3	1-0-2	1-0-1	2007-08	4-4-0	3-1-0	1-3-0				
1999-00	3-1-1-0	2-0-0-0	1-1-1-0	2008-09	6-0-0	3-0-0	3-0-0				

## ALL-TIME SEASON GAME RESULTS (\*Overtime \*\*Shootout)

12/23/1992 W 3-1 TB	12/30/1998 W 4-3 TB	2/21/2003 T 2-2* TB	11/8/2007 L 1-5 TB	3/25/2011 W 4-3 at TB
3/16/1993 W 4-3* at TB	2/20/1999 W 3-2 at TB	11/1/2003 L 3-4 at TB	11/14/2007 L 1-6 at TB	3/26/2011 L 2-4 TB
11/24/1993 L 1-4 at TB	3/28/1999 T 3-3* TB	11/9/2003 T 1-1* TB	11/23/2007 W 4-3 TB	4/9/2011 L 2-6 TB
3/5/1994 L 2-4 at TB	4/16/1999 T 2-2* at TB	11/23/2003 T 0-0* TB	12/6/2007 L 1-2 at TB	10/7/2011 L 1-5 TB
3/9/1994 W 4-1 TB	11/13/1999 W 4-2 TB	1/15/2004 L 4-5 at TB	12/22/2007 W 4-1 at TB	11/1/2011 W 4-2 TB
4/10/1994 W 6-4 TB	11/26/1999 T 3-3* at TB	3/10/2004 L 2-4 TB	3/1/2008 W 5-1 TB	12/31/2011 L 2-5 at TB
2/10/1995 L 3-4 at TB	12/10/1999 L 2-3 at TB	3/13/2004 W 5-1 at TB	3/29/2008 L 1-2 at TB	1/12/2012 W 5-2 at TB
3/4/1995 W 3-2* TB	2/12/2000 W 5-2 at TB	10/5/2005 L 2-5 at TB	4/2/2008 W 6-2 TB	3/3/2012 OT 3-4* TB
3/31/1995 L 0-2 at TB	2/19/2000 W 4-2 TB	11/20/2005 L 2-5 TB	10/11/2008 W 4-3* at TB	3/10/2012 W 4-2 at TB
4/9/1995 L 0-3 TB	10/31/2000 W 6-5* TB	12/20/2005 W 6-4 TB	11/16/2008 W 3-2** TB	1/22/2013 L 1-4 TB
11/29/1995 T 2-2* at TB	12/26/2000 L 2-3 at TB	12/26/2005 OT 4-5* at TB	1/3/2009 W 3-2 at TB	2/23/2013 L 2-5 TB
12/13/1995 L 2-3 TB	1/3/2001 W 3-2 TB	2/9/2006 L 3-5 at TB	1/29/2009 W 3-2 TB	3/16/2013 L 1-4 at TB
3/18/1996 W 6-3 TB	1/29/2001 W 5-2 TB	3/27/2006 W 2-1 TB	2/20/2009 W 4-1 TB	4/4/2013 L 0-5 TB
4/3/1996 L 2-4 at TB	3/8/2001 L 1-0 at TB	4/14/2006 W 5-4** TB	3/7/2009 W 9-3 at TB	4/21/2013 W 3-2 at TB
11/30/1996 W 6-3 at TB	11/17/2001 L 0-2 at TB	4/15/2006 OT 2-3* at TB	10/6/2009 W 2-1** TB	11/1/2013 L 0-3 TB
12/21/1996 W 6-5* TB	11/25/2001 L 0-4 TB	10/16/2006 W 5-1 at TB	10/10/2009 L 2-5 at TB	12/21/2013 OT 2-3* at TB
3/27/1997 W 5-2 at TB	12/27/2001 W 3-2 at TB	10/26/2006 L 1-5 at TB	11/21/2009 W 3-1 TB	1/19/2014 L 3-5 TB
4/13/1997 W 2-1 TB	1/30/2002 W 3-1 at TB	10/28/2006 W 6-4 TB	1/18/2010 L 2-3 TB	12/11/2014 L 1-2 at TB
10/1/1997 L 2-4 at TB	4/10/2002 W 4-2 TB	12/16/2006 W 3-2 at TB	3/23/2010 OT 2-3* at TB	12/27/2014 L 1-2 at TB
11/28/1997 W 2-0 TB	10/12/2002 L 1-5 at TB	1/20/2007 OT 5-6** TB	4/6/2010 W 8-5 at TB	1/27/2015 W 4-2 TB
1/28/1998 W 3-2 at TB	11/17/2002 OTL 1-2* TB	2/1/2007 L 0-4 TB	12/20/2010 L 1-5 at TB	
2/4/1998 T 3-3* TB	12/18/2002 T 1-1* TB	3/30/2007 L 2-4 TB	1/15/2011 W 6-4 TB	
10/10/1998 T 4-4* TB	1/30/2003 L 1-3 at TB	4/3/2007 L 2-3 at TB	2/12/2011 OT 3-4* at TB	



# TORONTO MAPLE LEAFS

## 2015-16 SCHEDULE

11/20/15	..... at CAR	..... 7 p.m.
1/21/16	..... at TOR	..... 7:30 p.m.
2/25/16	..... at TOR	..... 7:30 p.m.

## HURRICANES vs. TORONTO

ALL-TIME:	GP: 110	60-36-13-1	GF: 396	GA: 342
at home:	GP: 55	31-17-6-1	GF: 208	GA: 171
on road:	GP: 55	29-19-7	GF: 188	GA: 171
in overtime:	GP: 19	5-4-10		

Chairman of the board, MLSE	..... Larry Tanenbaum
President & alternate governor	..... Brendan Shanahan
General manager	..... Lou Lamoriello
Head coach	..... Mike Babcock
Assistant coaches	..... Jim Hiller, D.J. Smith, Andrew Brewer
Goaltending coach	..... Steve Briere
Director, media relations	..... Steve Keogh
Senior manager, media relations	..... Scott McNaughton
Coordinator, media relations	..... Ian Meagher
General office	..... 416/815-5700

Inaugural season	..... 1917-18
Stanley Cup titles	..... 13 (1918, 1922, 1932, 1942, 1945, 1947-49, 1951, 1962-64, 1967)
Home ice	..... Air Canada Centre (1999)
Building capacity	..... 18,819
2014-15 record	..... 30-44-8
AHL affiliate	..... Toronto Marlies

## 2014-15 SERIES RECAP

### HURRICANES WIN SEASON SERIES: 3-0-0

At CAROLINA HURRICANES	Attend	Goaltenders	Winning Goal
20 Feb '15 Hurricanes 2 Maple Leafs 1	12,563	Ward vs. Reimer	Jordan Staal
18 Dec '14 Hurricanes 4 Maple Leafs 1	12,332	Ward vs. Bernier	Justin Faulk

### SERIES STATISTICS

HURRICANES SPECIALTY TEAMS				MAPLE LEAFS SPECIALTY TEAMS			
Power Play	..... 2-8	..... 25.0%		Power Play	..... 1-11	..... 9.1%	
Penalty Killing	..... 10-11	..... 90.9%		Penalty Killing	..... 6-8	..... 75.0%	

### GOALTENDING

HURRICANES	GP	Min	W-L-OT	SO	GA	SA	SV	GAA	SV%
Cam Ward	2	120	2-0-0	0	2	50	48	1.00	.960
Anton Khudobin	1	60	1-0-0	0	1	35	34	1.01	.971

At TORONTO MAPLE LEAFS	Attend	Goaltenders	Winning Goal
19 Jan '15 Hurricanes 4 Maple Leafs 1	18,979	Khudobin vs. Reimer, Bernier	Elias Lindholm

HURRICANES LEADING SCORER							MAPLE LEAFS LEADING SCORERS						
	GP	G	A	TP	+/-	PM		GP	G	A	TP	+/-	PM
Eric Staal	3	3	3	6	4	9	Cody Franson	2	0	2	2	-2	12
							Peter Holland	2	0	2	2	1	0

MAPLE LEAFS	GP	Min	W-L-OT	SO	GA	SA	SV	GAA	SV%
James Reimer	2	97	0-1-0	0	2	44	42	1.23	.955
Jonathan Bernier	2	79	0-2-0	0	6	49	43	4.53	.878

## ALL-TIME SEASON SERIES RECORDS

YEAR	OVERALL	HOME	ROAD	YEAR	OVERALL	HOME	ROAD	YEAR	OVERALL	HOME	ROAD
1979-80	2-2-0	1-1-0	1-1-0	1991-92	1-1-0	0-1-0	1-0-0	2003-04	2-1-0-1	0-1-0-1	2-0-0-0
1980-81	1-1-2	0-0-2	1-1-0	1992-93	0-2-0	0-1-0	0-1-0	2005-06	2-1-1	2-0-0	0-1-1
1981-82	3-0-0	2-0-0	1-0-0	1993-94	0-1-1	0-0-1	0-1-0	2006-07	1-3-0	0-2-0	1-1-0
1982-83	1-2-0	1-0-0	0-2-0	1994-95	Did Not Play Western Conf. Teams			2007-08	3-1-0	2-0-0	1-1-0
1983-84	2-1-0	1-1-0	1-0-0	1995-96	2-0-0	1-0-0	1-0-0	2008-09	3-1-0	1-1-0	2-0-0
1984-85	2-1-0	0-1-0	2-0-0	1996-97	1-0-1	1-0-0	0-0-1	2009-10	3-1-0	1-1-0	2-0-0
1985-86	3-0-0	2-0-0	1-0-0	1997-98	1-1-0	1-0-0	0-1-0	2010-11	2-2-0	1-1-0	1-1-0
1986-87	2-1-0	1-0-0	1-1-0	1998-99	2-1-1	1-1-0	1-0-1	2011-12	3-0-1	2-0-0	1-0-1
1987-88	3-0-0	2-0-0	1-0-0	1999-00	1-1-2-0	0-1-1-0	1-0-1-0	2012-13	2-1-0	1-0-0	1-1-0
1988-89	2-1-0	1-0-0	1-1-0	2000-01	1-2-0-0	1-1-0-0	0-1-0-0	2013-14	2-1-0	1-0-0	1-1-0
1989-90	1-1-1	1-1-0	0-0-1	2001-02	2-2-0-0	1-1-0-0	1-1-0-0	2014-15	3-0-0	2-0-0	1-0-0
1990-91	1-0-2	0-0-1	1-0-1	2002-03	0-3-1-0	0-1-1-0	0-2-0-0				

## ALL-TIME SEASON GAME RESULTS (\*Overtime \*\*Shootout)

10/31/1979	W	4-2	at TOR	4/5/1986	W	7-1	TOR	11/24/1995	W	4-0	at TOR	2/18/2003	L	3-4	at TOR	1/19/2009	W	2-0	at TOR
11/2/1979	W	5-3	TOR	10/30/1986	L	2-6	at TOR	3/8/1996	W	7-4	TOR	3/1/2003	L	1-4	at TOR	11/6/2009	L	2-3	TOR
2/16/1980	L	3-5	at TOR	1/4/1987	W	8-3	TOR	1/20/1997	W	3-1	TOR	3/25/2003	T	3-3*	TOR	11/19/2009	W	6-5**	TOR
4/1/1980	L	4-5	TOR	1/24/1987	W	3-0	at TOR	3/8/1997	T	1-1*	at TOR	11/2/2003	L	1-2	TOR	1/12/2010	W	4-2	at TOR
12/23/1980	W	7-2	at TOR	11/28/1987	W	4-2	at TOR	4/9/1998	W	5-2	TOR	1/27/2004	W	2-0	at TOR	3/2/2010	W	5-1	at TOR
1/24/1981	L	4-7	at TOR	12/30/1987	W	3-1	TOR	4/11/1998	L	1-5	at TOR	2/19/2004	OTL	1-2*	TOR	12/28/2010	W	4-3	at TOR
1/30/1981	T	5-5	TOR	2/7/1988	W	4-2	TOR	1/18/1999	W	4-2	TOR	2/23/2004	W	2-1	at TOR	1/24/2011	W	6-4	TOR
3/22/1981	T	3-3	TOR	1/16/1989	L	3-5	at TOR	2/10/1999	W	6-5	at TOR	10/20/2005	OT	4-5*	at TOR	2/3/2011	L	0-3	at TOR
11/18/1981	W	8-5	TOR	2/15/1989	W	4-2	at TOR	2/24/1999	T	2-2*	at TOR	11/3/2005	W	4-3	TOR	3/16/2011	L	1-3	TOR
12/2/1981	W	5-3	at TOR	3/5/1989	W	3-0	TOR	3/26/1999	L	2-7	TOR	11/25/2005	W	4-3**	TOR	11/20/2011	W	3-2	TOR
12/27/1981	W	7-3	TOR	2/10/1990	W	6-2	TOR	10/20/1999	T	3-3*	at TOR	3/21/2006	L	2-3	at TOR	12/13/2011	OT	1-2*	at TOR
1/1/1983	L	5-7	at TOR	2/14/1990	T	6-6*	at TOR	11/3/1999	L	0-6	TOR	12/15/2006	L	3-4	TOR	12/29/2011	W	4-3*	TOR
2/2/1983	L	1-7	at TOR	3/8/1990	L	6-7	TOR	12/2/1999	T	2-2*	TOR	1/9/2007	W	4-1	at TOR	3/27/2012	W	3-0	at TOR
2/13/1983	W	5-3	TOR	10/17/1990	W	3-1	at TOR	2/14/2000	W	5-2	at TOR	1/30/2007	L	1-4	TOR	2/4/2013	W	4-1	at TOR
12/8/1983	L	6-8	TOR	1/12/1991	T	2-2*	at TOR	11/8/2000	L	0-5	at TOR	3/27/2007	L	1-6	at TOR	2/14/2013	W	3-1	TOR
2/18/1984	W	8-2	at TOR	3/3/1991	T	4-4*	TOR	11/10/2000	W	3-1	TOR	10/9/2007	W	7-1	at TOR	3/28/2013	L	3-6	at TOR
3/15/1984	W	5-3	TOR	11/17/1991	W	3-1	at TOR	1/31/2001	L	3-4	TOR	12/18/2007	W	3-2*	TOR	10/17/2013	W	3-2	at TOR
10/17/1984	W	5-3	at TOR	12/4/1991	L	0-3	TOR	10/11/2001	L	2-3	TOR	1/15/2008	L	4-5	at TOR	12/29/2013	L	2-5	at TOR
1/7/1985	W	7-4	at TOR	3/10/1993	L	3-5	at TOR	11/27/2001	W	5-2	at TOR	1/31/2008	W	3-2*	TOR	1/9/2014	W	6-1	TOR
2/17/1985	L	4-5*	TOR	4/11/1993	L	2-4	TOR	12/26/2001	W	4-3	TOR	11/2/2008	W	6-4	TOR	12/18/2014	W	4-1	TOR
12/28/1985	W	6-3	at TOR	10/19/1993	L	2-7	at TOR	2/26/2002	L	1-4	at TOR	11/4/2008	W	5-4*	at TOR	1/19/2015	W	4-1	at TOR
1/23/1986	W	4-1	TOR	1/19/1994	T	3-3*	TOR	1/29/2003	L	2-3	TOR	1/15/2009	L	4-6	TOR	2/20/2015	W	2-1	TOR



# VANCOUVER CANUCKS

## 2015-16 SCHEDULE

1/6/16 ..... at VAN ..... 10 p.m.  
1/15/16 ..... at CAR ..... 7 p.m.

## HURRICANES vs. VANCOUVER

ALL-TIME: ..... GP: 69 ..... 25-31-12-1 ..... GF: 197 ..... GA: 237  
at home: ..... GP: 34 ..... 15-14-5 ..... GF: 108 ..... GA: 113  
on road: ..... GP: 35 ..... 10-17-7-1 ..... GF: 89 ..... GA: 124  
in overtime: ..... GP: 12 ..... 0-6-6

Chairman/Governor ..... Francesco Aquilini  
General manager ..... Jim Benning  
Head coach ..... Willie Desjardins  
Assistant coach ..... Doug Lidster, Glen Gulutzan, Perry Pearn  
Goaltending coach ..... Roland Melanson  
Vice president, communications & community partnerships ..... Chris Brumwell  
Director, media relations & team operations ..... Ben Brown  
Manager, media relations & publications ..... Stephanie Maniago  
Coordinator, media relations & publications ..... Alfred De Vera  
General office ..... 604/899-4600

Inaugural season ..... 1970-71  
Stanley Cup titles ..... None  
Home ice ..... Rogers Arena (1995)  
Building capacity ..... 18,860  
2014-15 record ..... 48-29-5  
AHL affiliate ..... Utica Comets

## 2014-15 SERIES RECAP

### CANUCKS WIN SEASON SERIES: 2-0-0

At CAROLINA HURRICANES Attend Goaltenders Winning Goal  
16 Jan '15 Hurricanes 0 Canucks 3 13,093 Ward, Khudobin vs. Miller Derek Dorsett

At VANCOUVER CANUCKS Attend Goaltenders Winning Goal  
28 Oct '14 Hurricanes 1 Canucks 4 18,234 Ward vs. Miller Linden Vey

### SERIES STATISTICS

HURRICANES SPECIALTY TEAMS CANUCKS SPECIALTY TEAMS  
Power Play ..... 0-6 ..... 0.0% Power Play ..... 1-5 ..... 20.0%  
Penalty Killing ..... 4-5 ..... 80.0% Penalty Killing ..... 6-6 ..... 100.0%

#### HURRICANES LEADING SCORERS

GP G A TP +/- PM  
Jiri Tlustý 2 1 0 1 -2 0  
Jeff Skinner 2 0 1 1 -1 2  
Eric Staal 2 0 1 1 -2 0

#### CANUCKS LEADING SCORER

GP G A TP +/- PM  
Brad Richardson 2 2 0 2 4 7  
Alexandre Burrows 2 1 1 2 2 0  
Jannik Hansen 2 1 1 2 3 0  
Shawn Matthias 2 1 1 2 2 0  
Kevin Bieksa 2 0 2 2 1 0  
Christopher Tanev 2 0 2 2 2 0

### GOALTENDING

HURRICANES GP Min W-L-OT SO GA SA SV GAA SV%  
Anton Khudobin 1 20 0-0-0 0 0 4 4 0.00 1.000  
Cam Ward 2 99 0-2-0 0 6 37 31 3.63 .838

CANUCKS GP Min W-L-OT SO GA SA SV GAA SV%  
Ryan Miller 2 120 2-0-0 1 1 58 57 0.50 .983

## ALL-TIME SEASON SERIES RECORDS

YEAR	OVERALL	HOME	ROAD	YEAR	OVERALL	HOME	ROAD	YEAR	OVERALL	HOME	ROAD
1979-80	1-1-2	1-0-1	0-1-1	1991-92	0-2-1	0-1-0	0-1-1	2003-04	0-0-0-1	0-0-0-0	0-0-0-1
1980-81	1-1-2	1-0-0	0-1-1	1992-93	1-1-0	1-0-0	0-1-0	2005-06	Did Not Play Northwest Div. Teams		
1981-82	0-2-1	0-1-0	0-1-1	1993-94	1-1-0	0-1-0	1-0-0	2006-07	0-0-1	0-0-0	0-0-1
1982-83	1-2-0	1-1-0	0-1-0	1994-95	Did Not Play Western Conf. Teams			2007-08	1-0-0	1-0-0	0-0-0
1983-84	0-3-0	0-1-0	0-2-0	1995-96	2-0-0	1-0-0	1-0-0	2008-09	0-1-0	0-0-0	0-1-0
1984-85	1-2-0	1-1-0	0-1-0	1996-97	0-2-0	0-1-0	0-1-0	2009-10	1-0-0	1-0-0	0-0-0
1985-86	3-0-0	1-0-0	2-0-0	1997-98	1-1-0	1-0-0	0-1-0	2010-11	0-1-0	0-0-0	0-1-0
1986-87	2-0-1	1-0-1	1-0-0	1998-99	1-1-0	1-0-0	0-1-0	2011-12	1-0-0	1-0-0	0-0-0
1987-88	1-0-2	0-0-1	1-0-1	1999-00	1-0-1-0	0-0-1-0	1-0-0-0	2012-13	Did Not Play Western Conf. Teams		
1988-89	1-1-1	1-1-0	0-0-1	2000-01	Did Not Play			2013-14	0-2-0	0-1-0	0-1-0
1989-90	2-1-0	0-1-0	2-0-0	2001-02	0-2-0-0	0-1-0-0	0-1-0-0	2014-15	0-2-0	0-1-0	0-1-0
1990-91	2-1-0	1-1-0	1-0-0	2002-03	0-1-0-0	0-1-0-0	0-0-0-0				

## ALL-TIME SEASON GAME RESULTS (\*Overtime \*\*Shootout)

12/11/1979 L 3-5 at VAN	10/28/1983 L 4-5* at VAN	1/29/1988 W 4-2 at VAN	3/6/1993 W 5-1 VAN	1/21/2002 L 5-7 VAN
2/12/1980 T 5-5 VAN	11/30/1983 L 2-6 VAN	11/5/1988 L 2-3 VAN	12/8/1993 L 1-4 VAN	11/27/2002 L 2-3 VAN
3/13/1980 W 3-1 VAN	1/15/1984 L 0-5 at VAN	11/9/1988 T 1-1* at VAN	2/6/1994 W 4-2 at VAN	12/14/2003 OTL 1-2* at VAN
3/28/1980 T 4-4 at VAN	10/20/1984 W 3-2 VAN	3/2/1989 W 2-1 VAN	1/16/1996 W 3-0 VAN	12/8/2006 OT 3-4* at VAN
11/1/1980 T 4-4 VAN	2/1/1985 L 3-4* at VAN	1/10/1990 W 3-1 at VAN	2/7/1996 W 5-3 at VAN	10/22/2007 W 3-1 VAN
11/22/1980 W 4-3 VAN	3/3/1985 L 6-7* VAN	2/9/1990 L 1-4 VAN	11/27/1996 L 2-6 VAN	2/3/2009 L 3-4 at VAN
12/3/1980 T 4-4 at VAN	11/29/1985 W 5-4 at VAN	3/13/1990 W 1-0 at VAN	1/10/1997 L 3-5 at VAN	12/5/2009 W 5-3 VAN
3/1/1981 L 0-3 at VAN	1/10/1986 W 4-3 at VAN	10/27/1990 L 2-4 VAN	11/3/1997 W 5-3 VAN	10/17/2010 L 1-5 at VAN
10/23/1981 T 2-2 at VAN	2/18/1986 W 5-4 VAN	1/2/1991 W 5-2 at VAN	11/16/1997 L 1-4 at VAN	12/15/2011 W 4-3 VAN
11/4/1981 L 1-4 VAN	11/12/1986 W 4-3 at VAN	1/10/1991 W 5-4 at VAN	10/20/1998 W 3-1 VAN	12/1/2013 L 2-3 VAN
2/20/1982 L 2-4 at VAN	12/13/1986 T 2-2* VAN	2/1/1992 T 4-4* at VAN	2/26/1999 L 0-1 at VAN	12/9/2013 L 0-2 at VAN
10/16/1982 W 6-5 VAN	3/29/1987 W 7-4 VAN	3/7/1992 L 1-5 VAN	10/15/1999 W 4-1 at VAN	10/28/2014 L 1-4 at VAN
10/26/1982 L 1-8 at VAN	12/15/1987 T 2-2* VAN	3/18/1992 L 2-3 at VAN	11/24/1999 T 1-1* VAN	1/16/2015 L 0-3 VAN
1/6/1983 L 4-6 VAN	12/20/1987 T 3-3* at VAN	1/16/1993 L 3-8 at VAN	1/12/2002 L 1-7 at VAN	



# WASHINGTON CAPITALS

## 2015-16 SCHEDULE

10/17/15	.....at WSH	7 p.m.
12/21/15	.....at CAR	7 p.m.
12/31/15	.....at CAR	6 p.m.
3/15/16	.....at WSH	7 p.m.

## HURRICANES vs. WASHINGTON

ALL-TIME:	GP: 158	58-78-21-1	GF: 424	GA: 487
at home:	GP: 79	30-37-11-1	GF: 219	GA: 233
on road:	GP: 79	28-41-10	GF: 205	GA: 254
in overtime:	GP: 31	8-7-16		

Chairman/Majority owner/CEO.....Ted Leonsis  
Senior vice president/General manager.....Brian MacLellan  
Head coach.....Barry Trotz  
Assistant coaches.....Blaine Forsythe, Lane Lambert, Todd Reirden  
Head goaltender coach.....Mitch Korn  
Senior vice president, corporate communications, MSE.....Kurt Kehl  
Senior director of communications.....Sergey Kocharov  
Manager of media relations.....Miles Pace "Biscuit" Sagester  
Communications coordinator.....Megan Eichenberg  
General office.....202/266-2200

Inaugural season.....1974-75  
Stanley Cup titles.....None  
Home ice.....Verizon Center (1997)  
Building capacity.....18,506  
2014-15 record.....45-26-11  
AHL affiliate.....Hershey Bears

## 2014-15 SERIES RECAP

### CAPITALS WIN SEASON SERIES: 3-1-0 (HURRICANES: 1-2-1)

At CAROLINA HURRICANES	Attend	Goaltenders	Winning Goal
27 Feb '15 Hurricanes 3 Capitals 0	13,415	Khudobin vs. Holtby	Brett Bellemore
04 Dec '14 Hurricanes 1 Capitals 2	10,783	Khudobin vs. Holtby	Eric Fehr

### SERIES STATISTICS

HURRICANES SPECIALTY TEAMS		CAPITALS SPECIALTY TEAMS	
Power Play.....1-6	16.7%	Power Play.....1-6	16.7%
Penalty Killing.....5-6	83.3%	Penalty Killing.....5-6	83.3%

### GOALTENDING

HURRICANES	GP	Min	W-L-OT	SO	GA	SA	SV	GAA	SV%
Anton Khudobin	3	182	1-1-1	1	6	95	89	1.98	.937
Cam Ward	1	60	0-1-0	0	4	20	16	4.00	.800

At WASHINGTON CAPITALS	Attend	Goaltenders	Winning Goal
31 Mar '15 Hurricanes 2 Capitals 4	18,506	Ward vs. Holtby	Brooks Laich
08 Nov '14 Hurricanes 3 Capitals 4 (OT)	18,506	Khudobin vs. Peters	(Nicklas Backstrom)

### HURRICANES LEADING SCORERS

	GP	G	A	TP	+/-	PM
Alexander Semin	4	1	2	3	-1	6
Riley Nash	3	1	2	3	1	2
Justin Faulk	4	0	3	3	0	2

### CAPITALS LEADING SCORERS

	GP	G	A	TP	+/-	PM
Alex Ovechkin	4	1	2	3	0	0
Mike Green	3	1	2	3	4	0

CAPITALS	GP	Min	W-L-OT	SO	GA	SA	SV	GAA	SV%
Braden Holtby	3	177	2-1-0	0	5	92	87	1.70	.946
Justin Peters	1	65	1-0-0	0	3	27	24	2.78	.889

## ALL-TIME SEASON SERIES RECORDS

YEAR	OVERALL	HOME	ROAD	YEAR	OVERALL	HOME	ROAD	YEAR	OVERALL	HOME	ROAD	YEAR	OVERALL	HOME	ROAD
1979-80	1-2-1	1-1-0	0-1-1	1988-89	0-3-0	0-1-0	0-2-0	1997-98	0-4-0	0-2-0	0-2-0	2007-08	4-3-1	3-0-1	1-3-0
1980-81	1-3-0	0-2-0	1-1-0	1989-90	2-1-0	1-1-0	1-0-0	1998-99	2-2-1	1-1-1	1-1-0	2008-09	3-2-1	2-1-0	1-1-1
1981-82	1-2-0	1-1-0	0-1-0	1990-91	3-0-0	1-0-0	2-0-0	1999-00	1-2-2-0	1-0-1-0	0-2-1-0	2009-10	3-1-2	2-1-0	1-0-2
1982-83	0-2-1	0-0-1	0-2-0	1991-92	1-1-1	0-1-1	1-0-0	2000-01	2-2-1-0	1-1-1-0	1-1-0-0	2010-11	1-4-1	0-3-0	1-1-1
1983-84	1-2-0	1-1-0	0-1-0	1992-93	1-3-0	1-1-0	0-2-0	2001-02	1-1-2-1	0-0-1-1	1-1-1-0	2011-12	3-2-1	2-1-0	1-1-1
1984-85	2-1-0	1-0-0	1-1-0	1993-94	2-2-0	1-1-0	1-1-0	2002-03	1-4-0-0	1-2-0-0	0-2-0-0	2012-13	1-4-0	0-2-0	1-2-0
1985-86	0-2-1	0-1-1	0-1-0	1994-95	1-2-1	0-1-1	1-1-0	2003-04	1-4-1-0	0-2-1-0	1-2-0-0	2013-14	3-2-0	0-2-0	3-0-0
1986-87	2-1-0	0-1-0	2-0-0	1995-96	1-2-1	1-1-0	0-1-1	2005-06	5-3-0	2-2-0	3-1-0	2014-15	1-2-1	1-1-0	0-1-1
1987-88	1-2-0	1-1-0	0-1-0	1996-97	1-2-1	1-0-1	0-2-0	2006-07	5-3-0	3-1-0	2-2-0				

## ALL-TIME SEASON GAME RESULTS (\*Overtime \*\*Shootout)

12/4/1979 T 3-3 at WSH	12/9/1987 W 5-4 WSH	3/23/1996 T 2-2* at WSH	3/8/2002 T 2-2* WSH	10/6/2007 L 0-2 at WSH	1/15/2012 L 1-2 at WSH
12/19/1979 W 5-4 WSH	11/18/1988 L 2-3 at WSH	1/1/1997 L 2-3* at WSH	10/17/2002 L 1-2 WSH	11/5/2007 W 5-0 WSH	1/20/2012 W 3-0 WSH
1/4/1980 L 3-6 WSH	2/3/1989 L 0-1 at WSH	1/4/1997 T 1-1* WSH	1/10/2003 L 1-4 WSH	11/24/2007 L 2-5 at WSH	2/20/2012 W 5-0 WSH
3/8/1980 L 5-9 at WSH	3/18/1989 L 2-8 WSH	2/22/1997 W 2-0 WSH	1/22/2003 L 3-5 at WSH	11/30/2007 W 4-3 WSH	3/6/2012 W 4-3* at WSH
11/15/1980 L 4-8 WSH	10/11/1989 W 4-1 WSH	3/16/1997 L 3-5 at WSH	2/14/2003 W 3-1 WSH	2/8/2008 W 2-1 at WSH	2/26/2013 L 0-3 at WSH
1/18/1981 L 2-3 at WSH	12/16/1989 L 2-5 WSH	12/20/1997 L 1-2 WSH	3/2/2003 L 0-2 at WSH	2/23/2008 W 6-3 WSH	3/12/2013 W 4-0 at WSH
3/11/1981 L 2-5 WSH	3/2/1990 W 4-3 at WSH	3/18/1998 L 0-1 at WSH	11/12/2003 L 1-7 at WSH	3/25/2008 OT 2-3** WSH	3/14/2013 L 2-3 WSH
3/27/1981 W 5-3 at WSH	11/17/1990 W 4-2 WSH	4/18/1998 L 3-4 WSH	11/15/2003 L 1-2 WSH	4/1/2008 L 1-4 at WSH	4/2/2013 L 3-5 WSH
11/14/1981 L 0-4 WSH	12/15/1990 W 3-2 at WSH	4/19/1998 L 1-2 at WSH	1/9/2004 L 1-4 at WSH	11/6/2008 L 2-3 at WSH	4/11/2013 L 1-3 at WSH
11/28/1981 W 6-2 WSH	3/12/1991 W 3-2 at WSH	11/6/1998 W 3-2 at WSH	1/29/2004 L 3-5 WSH	11/12/2008 L 1-5 WSH	10/10/2013 W 3-2 at WSH
2/27/1982 L 1-7 at WSH	1/23/1991 L 2-3 WSH	1/16/1999 L 2-3* WSH	2/12/2004 T 3-3* WSH	12/7/2008 W 3-1 WSH	12/3/2013 W 4-1 at WSH
11/7/1982 L 2-6 at WSH	1/4/1992 T 2-2* WSH	2/5/1999 L 1-4 at WSH	2/25/2004 W 2-1 at WSH	3/3/2009 W 5-2 at WSH	12/20/2013 L 2-4 WSH
12/30/1982 T 4-4 WSH	3/24/1992 W 8-2 at WSH	2/18/1999 T 2-2* WSH	10/12/2005 W 7-2 WSH	3/14/2009 OT 4-5** at WSH	1/2/2014 W 4-3* at WSH
3/16/1983 L 4-5 at WSH	11/7/1992 L 2-6 WSH	4/14/1999 W 3-0 WSH	10/22/2005 W 4-0 at WSH	3/21/2009 W 4-1 WSH	4/10/2014 L 2-5 WSH
10/19/1983 W 3-0 WSH	12/16/1992 W 6-3 WSH	11/7/1999 W 3-2 WSH	1/21/2006 L 2-5 at WSH	11/30/2009 L 2-3 WSH	11/8/2014 OT 3-4* at WSH
2/26/1984 L 3-4 WSH	12/18/1992 L 3-4 at WSH	11/19/1999 T 3-3* at WSH	3/25/2006 L 1-3 WSH	12/11/2009 OT 3-4* at WSH	12/4/2014 L 1-2 WSH
3/7/1984 L 2-4 at WSH	3/19/1993 L 2-5 at WSH	2/3/2000 L 1-2 at WSH	3/29/2006 L 1-5 WSH	12/28/2009 W 6-3 at WSH	2/27/2015 W 3-0 WSH
12/29/1984 L 2-3 at WSH	12/7/1993 W 6-1 at WSH	2/21/2000 T 1-1* WSH	4/3/2006 W 6-5* WSH	3/10/2010 OT 3-4* at WSH	3/31/2015 L 2-4 at WSH
3/27/1985 W 3-1 at WSH	12/18/1993 W 4-1 WSH	3/17/2000 L 2-4 at WSH	4/5/2006 W 4-3** at WSH	3/18/2010 W 4-3* WSH	
4/4/1985 W 2-0 WSH	2/27/1994 L 1-3 WSH	10/7/2000 T 3-3* WSH	4/7/2006 W 4-3 at WSH	3/25/2010 W 3-2** WSH	
2/2/1986 L 4-5 WSH	3/22/1994 L 1-4 at WSH	2/24/2001 L 1-2 WSH	10/7/2006 L 2-5 at WSH	10/27/2010 L 0-3 WSH	
3/29/1986 T 6-6* WSH	1/21/1995 T 1-1* WSH	3/15/2001 W 3-0 at WSH	11/9/2006 W 5-0 WSH	11/24/2010 L 2-3 WSH	
4/3/1986 L 2-4 at WSH	3/20/1995 L 0-5 WSH	3/28/2001 L 0-7 at WSH	11/17/2006 W 4-1 at WSH	11/28/2010 OT 2-3** at WSH	
12/30/1986 W 3-1 at WSH	3/26/1995 W 4-3* at WSH	3/30/2001 W 4-3* WSH	1/18/2007 L 2-5 WSH	12/26/2010 L 2-3 WSH	
1/17/1987 L 1-6 WSH	4/21/1995 L 3-6 at WSH	11/8/2001 W 3-2 at WSH	1/26/2007 W 6-2 WSH	3/11/2011 L 1-2 at WSH	
2/6/1987 W 5-2 at WSH	11/25/1995 L 2-4 WSH	11/30/2001 L 2-6 at WSH	1/27/2007 L 3-7 at WSH	3/29/2011 W 3-2** at WSH	
10/16/1987 L 2-6 at WSH	12/30/1995 L 0-3 at WSH	12/2/2001 OTL 3-4* WSH	3/9/2007 W 3-0 at WSH	10/8/2011 OT 3-4* at WSH	
11/21/1987 L 3-4 WSH	1/3/1996 W 2-0 WSH	12/30/2001 T 5-5* at WSH	3/22/2007 W 4-3 WSH	11/4/2011 L 1-5 WSH	



# WINNIPEG JETS

## 2015-16 SCHEDULE

2/5/16.....at WPG.....8 p.m.  
2/16/16.....at CAR.....7 p.m.

## HURRICANES vs. WINNIPEG

ALL-TIME:.....GP: 82.....47-25-9-1.....GF: 257.....GA: 234  
at home:.....GP: 41.....20-16-5.....GF: 119.....GA: 126  
on road:.....GP: 41.....27-9-4-1.....GF: 138.....GA: 108  
in overtime:.....GP: 19.....9-5-5

Executive Chairman.....Mark Chipman  
Executive vice president/General manager.....Kevin Cheveldayoff  
Head coach.....Paul Maurice  
Assistant coaches.....Charlie Huddy, Pascal Vincent  
Goaltending coach.....Wade Flaherty  
Senior director, corporate communications.....Scott Brown  
Manager, hockey communications.....Keegan Goodrich  
General office.....404/878-3300

Inaugural season.....1999-00 (Atlanta); 2011-12 (Winnipeg)  
Stanley Cup titles.....None  
Home ice.....MTS Centre (1999)  
Building capacity.....15,015  
2014-15 record.....43-26-13  
AHL affiliate.....Manitoba Moose

## SERIES RECORDS

Winning streak.....8.....12/18/99-2/21/01  
Losing streak.....3 (2x).....Last: 10/22/2011-12/9/2011  
Unbeaten streak.....17.....12/18/1999-12/20/2002  
Goals scored.....7.....3/28/2008 (W, 7-1)  
Goals allowed.....9.....11/12/2005 (L, 0-9)  
Goals, both teams.....10.....11/27/2009 (L, 4-6)  
Current CAR streak.....2 losses  
Current WPG streak.....2 wins

## LAST TRANSACTION

2/25/2015 CAR acquired WPG's 2016 third-round pick and either WPG's 2015 fifth-round or 2015 sixth-round pick in exchange for Jiri Tlustý. WPG qualified for the 2015 playoffs, giving WPG's 2015 fifth-round pick to CAR.

## 2014-15 SERIES RECAP

### JETS WIN SEASON SERIES: 2-0-0

At CAROLINA HURRICANES Attend Goaltenders Winning Goal  
13 Nov '14 Hurricanes 1 Jets 3 10,005 Ward vs. Hutchinson Blake Wheeler

At WINNIPEG JETS Attend Goaltenders Winning Goal  
21 Oct '14 Hurricanes 1 Jets 3 15,016 Khudobin vs. Pavelec Adam Lowry

## SERIES STATISTICS

HURRICANES SPECIALTY TEAMS JETS SPECIALTY TEAMS  
Power Play.....2-8.....25.0% Power Play.....0-7.....0.0%  
Penalty Killing.....7-7.....100.0% Penalty Killing.....6-8.....75.0%

### HURRICANES LEADING SCORERS

GP G A TP +/- PM  
Riley Nash 2 0 2 2 0 0

### JETS LEADING SCORERS

GP G A TP +/- PM  
Blake Wheeler 2 2 0 2 2 2  
Andrew Ladd 2 1 1 2 3 2  
Mark Scheifele 2 0 2 2 2 0  
Mark Stuart 2 0 2 2 3 6

## GOALTENDING

HURRICANES GP Min W-L-OT SO GA SA SV GAA SV%  
Cam Ward 1 59 0-1-0 0 2 36 34 2.05 .944  
Anton Khudobin 1 58 0-1-0 0 3 26 23 3.09 .885

JETS GP Min W-L-OT SO GA SA SV GAA SV%  
Michael Hutchinson 1 60 1-0-0 0 1 23 22 1.00 .957  
Ondrej Pavelec 1 60 1-0-0 0 1 22 21 1.00 .955

## ALL-TIME SEASON SERIES RECORDS

YEAR	OVERALL	HOME	ROAD	YEAR	OVERALL	HOME	ROAD	YEAR	OVERALL	HOME	ROAD
1999-00	5-0-0-0	3-0-0-0	2-0-0-0	2005-06	4-4-0	2-2-0	2-2-0	2010-11	5-0-1	2-0-1	3-0-0
2000-01	4-0-1-0	2-0-0-0	2-0-1-0	2006-07	4-3-1	1-2-1	3-1-0	2011-12	2-3-1	1-1-1	1-2-0
2001-02	3-0-2-0	2-0-1-0	1-0-1-0	2007-08	6-1-1	2-1-1	4-0-0	2012-13	1-2-1	0-2-0	1-0-1
2002-03	2-2-1-0	1-1-0-0	1-1-1-0	2008-09	3-3-0	2-1-0	1-2-0	2013-14	1-1-0	0-1-0	1-0-0
2003-04	4-1-0-1	2-1-0-0	2-0-0-1	2009-10	3-3-0	0-3-0	3-0-0	2014-15	0-2-0	0-1-0	0-1-0

## ALL-TIME SEASON GAME RESULTS (\*Overtime \*\*Shootout)

12/18/1999 W 4-2 WPG (ATL)	12/27/2002 L 3-5 WPG (ATL)	10/13/2006 W 4-3 at WPG (ATL)	11/14/2008 L 2-3 at WPG (ATL)	10/22/2011 L 3-5 at WPG
1/1/2000 W 4-2 at WPG (ATL)	1/7/2003 T 3-3* at WPG (ATL)	10/25/2006 W 5-4* at WPG (ATL)	12/26/2008 W 5-4 at WPG (ATL)	11/25/2011 L 1-3 WPG
3/12/2000 W 5-1 WPG (ATL)	3/26/2003 L 1-5 at WPG (ATL)	11/1/2006 W 5-2 at WPG (ATL)	12/31/2008 W 3-1 WPG (ATL)	12/9/2011 L 2-4 at WPG
4/8/2000 W 4-3 at WPG (ATL)	11/13/2003 W 5-1 WPG (ATL)	1/13/2007 OT 3-4** WPG (ATL)	1/31/2009 W 2-0 WPG (ATL)	1/23/2012 W 2-1 WPG
4/9/2000 W 2-1 WPG (ATL)	1/16/2004 W 4-3 at WPG (ATL)	2/20/2007 L 1-3 WPG (ATL)	2/28/2009 L 3-5 at WPG (ATL)	3/18/2012 W 4-3 at WPG
12/6/2000 W 5-3 at WPG (ATL)	1/18/2004 L 2-5 WPG (ATL)	2/24/2007 W 4-1 at WPG (ATL)	11/27/2009 L 4-6 WPG (ATL)	3/30/2012 OT 3-4* WPG
2/1/2001 W 3-1 at WPG (ATL)	3/5/2004 W 3-2* at WPG (ATL)	3/4/2007 L 1-3 at WPG (ATL)	1/16/2010 L 3-5 WPG (ATL)	2/21/2013 L 3-4 WPG
2/21/2001 W 6-3 WPG (ATL)	3/12/2004 W 4-2 WPG (ATL)	4/6/2007 L 1-4 WPG (ATL)	1/21/2010 W 5-2 at WPG (ATL)	3/26/2013 L 1-4 WPG
2/27/2001 T 1-1* at WPG (ATL)	3/15/2004 OTL 0-1* at WPG (ATL)	11/10/2007 W 5-3 at WPG (ATL)	3/7/2010 W 4-0 at WPG (ATL)	3/30/2013 W 3-1 at WPG
4/6/2001 W 3-2 WPG (ATL)	11/12/2005 L 0-9 WPG (ATL)	11/16/2007 L 0-3 WPG (ATL)	3/27/2010 L 0-4 WPG (ATL)	4/18/2013 OT 3-4* at WPG
10/13/2001 W 5-2 at WPG (ATL)	11/27/2005 L 2-5 WPG (ATL)	1/2/2008 OT 4-5* WPG (ATL)	3/29/2010 W 4-1 at WPG (ATL)	2/4/2014 L 1-2 WPG
10/20/2001 W 2-1* WPG (ATL)	11/29/2005 W 4-3* at WPG (ATL)	1/4/2008 W 4-3 at WPG (ATL)	12/16/2010 W 3-2** at WPG (ATL)	3/22/2014 W 3-2 at WPG
12/21/2001 W 5-4* WPG (ATL)	1/4/2006 W 4-3 WPG (ATL)	2/21/2008 W 5-3 WPG (ATL)	1/9/2011 W 4-3* WPG (ATL)	10/21/2014 L 1-3 at WPG
4/7/2002 T 1-1* WPG (ATL)	1/26/2006 W 5-1 at WPG (ATL)	3/5/2008 W 6-3 at WPG (ATL)	2/5/2011 W 4-3* WPG (ATL)	11/13/2014 L 1-3 WPG
4/14/2002 T 2-2* at WPG (ATL)	1/28/2006 W 4-1 WPG (ATL)	3/19/2008 W 5-3 at WPG (ATL)	2/13/2011 W 3-2 at WPG (ATL)	
10/11/2002 W 5-3 WPG (ATL)	4/1/2006 L 2-5 at WPG (ATL)	3/28/2008 W 7-1 WPG (ATL)	3/9/2011 OT 2-3* WPG (ATL)	
12/20/2002 W 3-2* at WPG (ATL)	4/8/2006 L 2-5 at WPG (ATL)	11/9/2008 L 2-5 WPG (ATL)	4/8/2011 W 6-1 at WPG (ATL)	

# ALL-TIME LEADERS

## OPPONENT ALL-TIME SCORING LEADERS

RK.	PLAYER	CLUB(S)	GP	G	A	PTS	PIM	PP	SH	GW	+/-
1.	Ray Bourque (Ret.)	BOS-COL	126	37	109	146	103	17	1	5	64
2.	Peter Stastny (Ret.)	QUE-NJ	76	41	79	120	60	16	0	8	14
3.	Jaromir Jagr	PIT- WSH-NYR-PHI-BOS-NJ-FLA	83	38	77	115	56	7	0	7	26
4.	Dave Andreychuk (Ret.)	BUF-TOR-NJ-BOS-TB	119	52	62	114	78	21	1	10	23
5.	Wayne Gretzky (Ret.)	EDM-LA-STL-NYR	57	36	73	109	74	4	3	3	27
6.	Michel Goulet (Ret.)	QUE-CHI	83	62	40	102	122	19	1	4	30
7.	Dale Hawerchuk (Ret.)	WPG-BUF-STL-PHI	63	30	66	96	18	17	0	3	9
8.	Martin St. Louis (Ret.)	CGY-TB-NYR	83	38	53	91	30	11	1	7	30
9.	Mark Recchi (Ret.)	PIT-PHI-MTL-ATL-TB-BOS	89	33	50	83	58	11	1	7	-3
10.	Vincent Lecavalier	TB-PHI	87	31	48	79	70	10	1	2	12
	Bobby Smith (Ret.)	MIN-MTL	73	28	51	79	44	12	0	2	12
	Joe Sakic (Ret.)	QUE-COL	61	27	52	79	20	8	2	8	-1
13.	Phil Housley (Ret.)	BUF-WPG-CGY-NJ-WSH-CHI	84	16	61	77	45	2	0	2	7
14.	Adam Oates (Ret.)	DET-STL-BOS-WSH-PHI-ANA-EDM	70	18	58	76	26	7	0	2	19
15.	Ilya Kovalchuk (Ret.)	ATL-NJ	59	37	37	74	45	10	1	7	-10
	Anton Stastny (Ret.)	QUE	61	31	43	74	18	9	0	6	14
	Mario Lemieux (Ret.)	PIT	40	30	44	74	18	9	3	0	3
18.	Rick Middleton (Ret.)	BOS	59	28	45	73	6	9	0	3	30
	Alex Ovechkin	WSH	61	28	45	73	45	9	0	4	5
20.	Mats Sundin (Ret.)	QUE-TOR-VAN	66	32	40	72	42	6	1	1	30
	Mark Messier (Ret.)	EDM-NYR-VAN	69	29	43	72	73	6	2	5	9
22.	Pierre Turgeon (Ret.)	BUF-NYI-MTL-STL-DAL-COL	64	31	39	70	31	12	2	6	15
23.	Denis Savard (Ret.)	CHI-MTL-TB	59	28	41	69	55	6	0	1	24
24.	Alexander Mogilny (Ret.)	BUF-VAN-NJ-TOR	57	31	33	64	14	14	0	5	7
	Vincent Damphousse (Ret.)	TOR-EDM-MTL-SJ	60	25	39	64	64	8	1	6	14
26.	Mats Naslund (Ret.)	MTL-BOS	64	25	38	63	8	6	1	7	3
	Dale Hunter (Ret.)	QUE-WSH	87	14	49	63	253	7	1	1	28
28.	Pat LaFontaine (Ret.)	NYI-BUF-NYR	48	25	36	61	22	8	1	4	16
	Paul Coffey (Ret.)	EDM-PIT-LA-DET-PHI-BOS	45	15	46	61	64	8	0	2	8
30.	Ryan Walter (Ret.)	WSH-MTL-VAN	75	26	34	60	69	5	1	4	23
31.	Luc Robitaille (Ret.)	LA-PIT-NYR-DET	43	34	25	59	31	10	0	1	12
	Olli Jokinen	LA-NYI-FLA-PHX-CGY-WPG-NSH-TOR	64	22	37	59	61	5	1	2	5
33.	Marian Hossa	OTT-ATL-DET-CHI	53	25	32	57	37	7	2	3	9
34.	Peter Bondra (Ret.)	WSH-OTT-ATL	62	34	22	56	40	11	3	6	8
	Keith Crowder (Ret.)	BOS-LA	62	28	28	56	120	8	0	2	11
	Patrik Elias	NJ	56	22	34	56	18	5	1	5	22
37.	Stephane Richer (Ret.)	MTL-NJ-TB-STL-PIT	75	27	28	55	50	9	0	5	-2
	Guy Carbonneau (Ret.)	MTL-DAL	97	17	38	55	47	2	2	6	17
	Larry Robinson (Ret.)	MTL-LA	71	8	47	55	18	5	0	0	34
40.	Barry Pederson (Ret.)	BOS-VAN-PIT	49	30	24	54	28	11	2	6	21
	Brian Leetch (Ret.)	NYR-BOS	55	14	40	54	28	5	0	4	9
42.	Mike Foligno (Ret.)	DET-BUF-TOR-FLA	81	27	26	53	129	3	0	6	19
	Kirk Muller (Ret.)	NJ-MTL-TOR-FLA-DAL	56	21	32	53	74	6	0	1	5
	Guy Lafleur (Ret.)	MTL-NYR-QUE	39	18	35	53	8	3	0	2	21
	Craig Janney (Ret.)	BOS-STL-SJ-PHX-TB	42	11	42	53	20	5	0	2	13
46.	Cam Neely (Ret.)	VAN-BOS	55	26	26	52	139	6	0	7	21
47.	Brad Richards	TB-DAL-NYR-CHI	59	17	34	51	31	6	0	2	-1
48.	Chris Chelios (Ret.)	MTL-CHI-DET	65	14	36	50	191	5	0	1	15
49.	Alex Kovalev (Ret.)	NYR-PIT-MTL-OTT-FLA	64	24	25	49	66	10	1	4	-17
	Brian Bellows (Ret.)	MIN-MTL-TB-ANA-WSH	56	23	26	49	43	13	0	2	-11

## OPPONENT TOP GOALIES \*Minimum 15 games played

RK.	GOALTENDER	CLUB(S)	GP	MIN	GA	SO	GAA	W-L-T/OT
1.	Chris Osgood	DET-NYI-STL	16	958	24	3	1.50	12-4-0
2.	Patrick Lalime	PIT-OTT-BUF	20	1203	35	2	1.75	11-4-4
3.	Carey Price	MTL	20	1176	41	3	2.09	13-5-2
4.	Henrik Lundqvist	NYR	30	1831	64	1	2.10	20-9-1
5.	Martin Brodeur	NJ	62	3626	127	9	2.10	39-16-6
6.	Dominik Hasek	CHI-BUF-DET-OTT	42	2486	91	1	2.20	23-15-4
7.	Mike Vernon	CGY-DET-SJ-FLA	21	1194	44	1	2.21	15-5-1
8.	Evgeni Nabokov	SJ-NYI-TB	15	858	32	1	2.24	9-3-2
9.	Olaf Kolzig	WSH	49	2939	115	4	2.35	26-14-9
10.	Craig Billington	NJ-OTT-BOS-COL-WSH	16	839	33	1	2.36	9-2-3
11.	Nikolai Khabibulin	WPG-PHX-TB-CHI-EDM	19	1113	44	3	2.37	7-7-5
12.	Ed Belfour	CHI-DAL-TOR-FLA	24	1416	57	2	2.42	11-8-5
13.	Roberto Luongo	NYI-FLA-VAN	30	1642	68	1	2.48	12-14-4
14.	Martin Biron	BUF-PHI-NYI-NYR	22	1245	52	1	2.51	13-4-3
15.	Ryan Miller	BUF-VAN	28	1649	69	1	2.51	15-9-4
16.	Jose Theodore	MTL-COL-WSH-FLA	40	2237	94	5	2.52	21-13-3
17.	Mike Richter	NYR	38	2235	94	3	2.52	22-15-1
18.	Richard Sevigny	MTL-QUE	17	945	40	0	2.54	11-3-1
19.	Ron Tugnutt	QUE-OTT-PIT-CBJ-DAL	33	1834	81	0	2.65	13-11-6
20.	Patrick Roy	MTL-COL	63	3686	163	4	2.65	35-18-7
	Glen Hanlon	VAN-STL-NYR-DET	16	927	41	2	2.65	6-6-4







# YEAR-BY-YEAR REVIEW

Review of 2014-15 Season and Year-By-Year Franchise Records

# 2014-15 FINAL STANDINGS

## EASTERN CONFERENCE

ATLANTIC DIVISION								
		GP	W	L	OT	GF	GA	PTS
MONTREAL	(2)	82	50	22	10	221	189	110
TAMPA BAY	(3)	82	50	24	8	262	211	108
DETROIT	(6)	82	43	25	14	235	221	100
OTTAWA	(7)	82	43	26	13	238	215	99
BOSTON	(9)	82	41	27	14	213	211	96
FLORIDA	(10)	82	38	29	15	206	223	91
TORONTO	(15)	82	30	44	8	211	262	68
BUFFALO	(16)	82	23	51	8	161	274	54

## WESTERN CONFERENCE

CENTRAL DIVISION								
		GP	W	L	OT	GF	GA	PTS
ST. LOUIS	(2)	82	51	24	7	248	201	109
NASHVILLE	(3)	82	47	25	10	232	208	104
CHICAGO	(4)	82	48	28	6	229	189	102
MINNESOTA	(6)	82	46	28	8	231	201	100
WINNIPEG	(7)	82	43	26	13	230	210	99
DALLAS	(10)	82	41	31	10	261	260	92
COLORADO	(11)	82	39	31	12	219	227	90

METROPOLITAN DIVISION								
		GP	W	L	OT	GF	GA	PTS
NY RANGERS	(1)	82	53	22	7	252	192	113
WASHINGTON	(4)	82	45	26	11	242	203	101
NY ISLANDERS	(5)	82	47	28	7	252	230	101
PITTSBURGH	(8)	82	43	27	12	221	210	98
COLUMBUS	(11)	82	42	35	5	236	250	89
PHILADELPHIA	(12)	82	33	31	18	215	234	84
NEW JERSEY	(13)	82	32	36	14	181	216	78
CAROLINA	(14)	82	30	41	11	188	226	71

PACIFIC DIVISION								
		GP	W	L	OT	GF	GA	PTS
ANAHEIM	(1)	82	51	24	7	236	226	109
VANCOUVER	(5)	82	48	29	5	242	222	101
CALGARY	(8)	82	45	30	7	241	216	97
LOS ANGELES	(9)	82	40	27	15	220	205	95
SAN JOSE	(12)	82	40	33	9	228	232	89
EDMONTON	(13)	82	24	44	14	198	283	62
ARIZONA	(14)	82	24	50	8	170	272	56

## INDIVIDUAL SCORING LEADERS

PLAYER	TEAM	GP	G	A	PTS	+/-	PIM	PP	SH	GW	S	%
JAMIE BENN	DALLAS	82	35	52	87	1	64	10	2	6	253	13.8
JOHN TAVARES	NY ISLANDERS	82	38	48	86	5	46	13	0	8	278	13.7
SIDNEY CROSBY	PITTSBURGH	77	28	56	84	5	47	10	0	3	237	11.8
ALEX OVECHKIN	WASHINGTON	81	53	28	81	10	58	25	0	11	395	13.4
JAKUB VORACEK	PHILADELPHIA	82	22	59	81	1	78	11	0	3	221	10.0
NICKLAS BACKSTROM	WASHINGTON	82	18	60	78	5	40	3	0	3	153	11.8
TYLER SEGUIN	DALLAS	71	37	40	77	1-	20	13	0	5	280	13.2
JIRI HUDLER	CALGARY	78	31	45	76	17	14	6	0	5	158	19.6
DANIEL SEDIN	VANCOUVER	82	20	56	76	5	18	4	0	5	226	8.8
VLADIMIR TARASENKO	ST. LOUIS	77	37	36	73	27	31	8	0	6	264	14.0
NICK FOLIGNO	COLUMBUS	79	31	42	73	16	50	11	0	3	182	17.0
CLAUDE GIROUX	PHILADELPHIA	81	25	48	73	3-	36	14	0	4	279	9.0
HENRIK SEDIN	VANCOUVER	82	18	55	73	11	22	5	0	0	101	17.8
STEVEN STAMKOS	TAMPA BAY	82	43	29	72	2	49	13	0	6	268	16.0
TYLER JOHNSON	TAMPA BAY	77	29	43	72	33	24	8	0	6	203	14.3
RYAN JOHANSEN	COLUMBUS	82	26	45	71	6-	40	7	2	0	202	12.9
JOE PAVELSKI	SAN JOSE	82	37	33	70	12	29	19	0	5	261	14.2
EVGENI MALKIN	PITTSBURGH	69	28	42	70	2-	60	9	0	4	212	13.2
RYAN GETZLAF	ANAHEIM	77	25	45	70	15	62	3	0	6	191	13.1
RICK NASH	NY RANGERS	79	42	27	69	29	36	6	4	8	304	13.8
MAX PACIORETTY	MONTREAL	80	37	30	67	38	32	7	3	10	302	12.3
LOGAN COUTURE	SAN JOSE	82	27	40	67	6-	12	6	2	4	263	10.3
JONATHAN TOEWS	CHICAGO	81	28	38	66	30	36	6	2	7	192	14.6
ERIK KARLSSON	OTTAWA	82	21	45	66	7	42	6	0	3	292	7.2
HENRIK ZETTERBERG	DETROIT	77	17	49	66	6-	32	4	0	3	227	7.5

## GOALTENDING LEADERS (Minimum 25 GPI)

GOALTENDER	TEAM	GPI	MINS	GA	GAA
CAREY PRICE	MONTREAL	66	3977	130	1.96
DEVAN DUBNYK	ARI-MIN	58	3328	115	2.07
PEKKA RINNE	NASHVILLE	64	3851	140	2.18
CAM TALBOT	NY RANGERS	36	2095	77	2.21
BRADEN HOLTBY	WASHINGTON	73	4247	157	2.22

## 2015 STANLEY CUP PLAYOFFS

### EASTERN CONFERENCE

Montreal def. Ottawa.....	4-2
Tampa Bay def. Detroit.....	4-3
NY Rangers def. Pittsburgh.....	4-1
Washington def. NY Islanders.....	4-3
Tampa Bay def. Montreal.....	4-2
NY Rangers def. Washington.....	4-3
Tampa Bay def. NY Rangers.....	4-3

### WESTERN CONFERENCE

Minnesota def. St. Louis.....	4-2
Chicago def. Nashville.....	4-2
Anaheim def. Winnipeg.....	4-0
Calgary def. Vancouver.....	4-2
Chicago def. Minnesota.....	4-0
Anaheim def. Calgary.....	4-1
Chicago def. Anaheim.....	4-3

*Chicago def. Tampa Bay 4-2 to win the Stanley Cup*

## 2014-15 HURRICANES SCORING

POS	NO	PLAYER	GP	TOI	G	A	PTS	+/-	PIM	GOALS			SHOOTING	
										PP	SH	GW	S	PCTG
C	12	ERIC STAAL	77	18:50	23	31	54	13-	41	7	0	4	244	9.4
D	27	JUSTIN FAULK	82	24:25	15	34	49	19-	30	7	2	4	238	6.3
C	16	ELIAS LINDHOLM	81	16:25	17	22	39	23-	14	4	0	4	170	10.0
C	49	*VICTOR RASK	80	16:20	11	22	33	14-	16	2	0	2	172	6.4
C	53	JEFF SKINNER	77	16:02	18	13	31	24-	18	4	0	2	235	7.7
C	14	NATHAN GERBE	78	16:26	10	18	28	14-	34	2	0	2	235	4.3
C	20	RILEY NASH	68	16:18	8	17	25	10-	12	1	0	0	94	8.5
C	11	JORDAN STAAL	46	18:33	6	18	24	6-	14	1	0	1	92	6.5
D	26	JOHN-MICHAEL LILES	57	19:08	2	20	22	9-	14	0	0	0	90	2.2
C	18	JAY MCCLEMENT	82	13:34	7	14	21	7-	17	0	0	2	68	10.3
L	25	*CHRIS TERRY	57	12:43	11	9	20	4-	14	3	0	0	71	15.5
C	15	*ANDREJ NESTRASIL	54	13:21	7	13	20	1-	8	2	0	0	82	8.5
		(DET)	13	11:03	0	2	2	3-	4	0	0	0	16	.0
		(CAR)	41	14:04	7	11	18	2	4	2	0	0	66	10.6
R	28	ALEXANDER SEMIN	57	15:55	6	13	19	10-	32	0	0	0	93	6.5
C	24	BRAD MALONE	65	10:09	7	8	15	8-	74	0	0	2	65	10.8
D	7	RYAN MURPHY	37	18:17	4	9	13	11-	8	3	0	1	61	6.6
R	39	PATRICK DWYER	71	12:46	5	7	12	12-	10	0	0	0	77	6.5
D	73	BRETT BELLEMORE	49	16:22	2	8	10	1	27	0	0	1	26	7.7
D	65	RON HAINSEY	81	21:05	2	8	10	14-	16	0	0	0	83	2.4
L	22	ZACH BOYCHUK	31	10:37	3	3	6	0	4	0	0	0	35	8.6
D	47	*MICHAL JORDAN	38	15:56	2	4	6	7-	4	2	0	0	44	4.5
D	38	JACK HILLEN	38	12:51	0	5	5	1-	10	0	0	0	24	.0
		(WSH)	35	12:22	0	5	5	1	10	0	0	0	20	.0
		(CAR)	3	18:35	0	0	0	2-	0	0	0	0	4	.0
D	41	*DANNY BIEGA	10	16:08	0	2	2	5-	0	0	0	0	7	.0
D	45	*KEEGAN LOWE	2	13:50	0	0	0	2-	10	0	0	0	0	.0
L	56	*BRENDAN WOODS	2	6:02	0	0	0	1-	0	0	0	0	3	.0
L	52	*JUSTIN SHUGG	3	5:41	0	0	0	0	2	0	0	0	3	.0
C	48	*BRODY SUTTER	4	7:26	0	0	0	2-	0	0	0	0	0	.0
D	62	*RASMUS RISSANEN	6	14:58	0	0	0	5-	4	0	0	0	3	.0
C	36	*PATRICK BROWN	7	8:52	0	0	0	4-	4	0	0	0	4	.0
G	31	ANTON KHUDOBIN	34	56:28	0	0	0	0	0	0	0	0	0	.0
G	30	CAM WARD	51	59:19	0	0	0	0	4	0	0	0	0	.0

### TRADED PLAYERS' CAROLINA TOTALS

C	19	JIRI TLUSTY	52	17:12	13	10	23	17-	16	6	0	0	97	13.4
D	4	ANDREJ SEKERA	57	22:46	2	17	19	7-	8	1	0	0	77	2.6
D	6	TIM GLEASON	55	16:39	1	6	7	18-	44	0	0	0	44	2.3
D	44	JAY HARRISON	20	16:30	1	3	4	5-	42	0	0	0	23	4.3

\*Rookie

### GOALTENDING

NO	GOALTENDER	GP	MINS	AVG	W	L	T	EN	SO	GA	SA	SV%	G	A	PIM
30	CAM WARD	51	3026	2.40	22	24	5	5	1	121	1351	.910	0	0	4
31	ANTON KHUDOBIN	34	1920	2.72	8	17	6	6	1	87	874	.900	0	0	0
	<b>CAR TOTALS</b>	<b>82</b>	<b>4999</b>	<b>2.63</b>	<b>30</b>	<b>41</b>	<b>11</b>	<b>11</b>	<b>2</b>	<b>219</b>	<b>2236</b>	<b>.902</b>			

# STATISTICS

## HURRICANES POWER PLAY

<b>OVERALL:</b>	45/240	(18.8%—15th in the NHL)
<b>AT HOME:</b>	25/116	(21.6%—10th in the NHL)
<b>ON ROAD:</b>	20/124	(16.1%—21st in the NHL)

## HURRICANES BY PERIOD

	1st	2nd	3rd	OT	TOTALS
GOALS	54	67	61	1	183
SHOTS	778	889	825	32	2524

## OPENING GAME ROSTER VS. NEW YORK ISLANDERS

(Home 10/10/14)

4	Andrej Sekera.....	D
6	Tim Gleason.....	D
7	Ryan Murphy (healthy extra).....	D
11	Jordan Staal (injured – broken leg).....	C
12	Eric Staal.....	C
14	Nathan Gerbe.....	LW
16	Elias Lindholm.....	C
18	Jay McClement.....	C
19	Jiri Tlustý.....	LW
20	Riley Nash.....	C
24	Brad Malone.....	C
25	Chris Terry.....	LW
26	John-Michael Liles.....	D
27	Justin Faulk.....	D
28	Alexander Semin.....	RW
30	Cam Ward.....	G
31	Anton Khudobin.....	G
36	Patrick Brown.....	RW
39	Patrick Dwyer.....	RW
44	Jay Harrison.....	D
49	Victor Rask.....	C
53	Jeff Skinner (injured – concussion).....	LW
65	Ron Hainsey.....	D
73	Brett Bellemore (healthy extra).....	D

## REGULAR SEASON OFFENSIVE PROFICIENCY

*\*Does not include goals awarded for shootout wins*

WHEN CANES SCORE:	GP	W-L-OT	PTS
No Goals	8	0-8-0	0
One Goal	26	3-20-3	9
Two Goals	14	5-6-3	13
Three Goals	18	8-7-3	19
Four Goals	9	7-0-2	16
Five Or More Goals	7	7-0-0	14
<b>Totals</b>	<b>82</b>	<b>30-41-11</b>	<b>71</b>

## HURRICANES SHORTHANDED

<b>OVERALL:</b>	161/190	(84.7%—4th in the NHL)
<b>AT HOME:</b>	74/90	(82.2%—17th in the NHL)
<b>ON ROAD:</b>	87/100	(87.0%—1st in the NHL)

## OPPONENTS BY PERIOD

	1st	2nd	3rd	OT	TOTALS
GOALS	74	70	71	4	219
SHOTS	761	766	671	38	2236

## CLOSING GAME ROSTER VS. DETROIT RED WINGS

(Home 4/11/15)

7	Ryan Murphy.....	D
11	Jordan Staal.....	C
12	Eric Staal.....	C
14	Nathan Gerbe.....	C
15	Andrej Nestrasil.....	C
16	Elias Lindholm.....	C
18	Jay McClement.....	C
20	Riley Nash (injured – concussion).....	C
24	Brad Malone.....	C
25	Chris Terry.....	LW
26	John-Michael Liles.....	D
27	Justin Faulk.....	D
28	Alexander Semin.....	RW
30	Cam Ward.....	G
31	Anton Khudobin.....	G
38	Jack Hillen (injured – concussion).....	D
39	Patrick Dwyer.....	RW
45	Keegan Lowe.....	D
47	Michal Jordan (healthy extra).....	D
49	Victor Rask.....	C
53	Jeff Skinner.....	C
62	Rasmus Rissanen (injured – MCL sprain).....	D
65	Ron Hainsey.....	D
73	Brett Bellemore.....	D

## REGULAR SEASON DEFENSIVE PROFICIENCY

*\*Does not include goals awarded to opponents in shootout losses*

WHEN CANES ALLOW:	GP	W-L-OT	PTS
No Goals	2	2-0-0	4
One Goal	15	12-2-1	25
Two Goals	26	11-10-5	27
Three Goals	16	2-12-2	6
Four Goals	14	3-9-2	8
Five Or More Goals	9	0-8-1	1
<b>Totals</b>	<b>82</b>	<b>30-41-11</b>	<b>71</b>

## OT GOALS, HAT TRICKS, SHUTOUTS AND PENALTY SHOTS

### OVERTIME GOALS

<b>Elias Lindholm</b>	<b>11/7/14</b>	<b>in a 3-2 win vs. Columbus</b>
Nicklas Backstrom	11/8/14	in a 4-3 loss at Washington
Ryan Getzlaf	2/3/15	in a 5-4 loss at Anaheim
Mark Stone	3/17/15	in a 2-1 loss vs. Ottawa
David Pastrnak	3/29/15	in a 2-1 loss vs. Boston

### HAT TRICKS (Number in NHL Career/Number with the Hurricanes)

<b>Jiri Tlustý (2/2)</b>	<b>10/11/14</b>	<b>in a 4-3 loss at NY Islanders</b>
Alex Galchenyuk	12/16/14	in a 4-1 MTL win at Montreal
Ryan Nugent-Hopkins	3/8/15	in a 7-4 EDM loss at Carolina
<b>Elias Lindholm (1/1)</b>	<b>3/8/15</b>	<b>in a 7-4 win vs. Edmonton</b>

### SHUTOUTS (Number in NHL Career/Number with the Hurricanes)

Jonas Hiller	10/23/14	in a 5-0 CGY win at Calgary
<b>Cam Ward (22/22)</b>	<b>11/1/14</b>	<b>in a 3-0 win vs. Arizona</b>
Troy Grosenick	11/16/14	in a 2-0 SJ win at Carolina
Roberto Luongo/Al Montoya	11/26/14	in a 1-0 FLA win at Florida
Cam Talbot	12/21/14	in a 1-0 NYR win at NY Rangers
Ryan Miller	1/16/15	in a 3-0 VAN win at Carolina
<b>Anton Khudobin (4/2)</b>	<b>2/27/15</b>	<b>in a 3-0 win vs. Washington</b>
Dan Ellis	3/14/15	in a 2-0 FLA win at Carolina
Carey Price	3/19/15	in a 4-0 MTL win at Montreal
Petr Mrazek	4/11/15	in a 2-0 DET win at Carolina

### PENALTY SHOTS

<b>Brad Malone</b>	<b>2/3/15</b>	<b>in a 5-4 Carolina loss at ANA (successful vs. Andersen)</b>
--------------------	---------------	--

## RECORD BY OPPONENT

OPPONENT	GP	W-L-OT	PTS	GF	GA
Anaheim	2	0-1-1	1	5	7
Arizona	2	2-0-0	4	4	1
Boston	3	1-1-1	3	3	5
Buffalo	3	1-1-1	3	11	9
Calgary	2	1-1-0	2	4	6
Chicago	2	0-2-0	0	3	8
Colorado	2	1-1-0	2	5	6
Columbus	4	3-0-1	7	13	9
Dallas	2	1-1-0	2	9	9
Detroit	3	0-3-0	0	3	8
Edmonton	2	1-1-0	2	10	10
Florida	3	0-3-0	0	1	9
Los Angeles	2	1-1-0	2	5	5
Minnesota	2	0-2-0	0	4	9
Montreal	3	0-3-0	0	2	11
Nashville	2	1-1-0	2	4	4
New Jersey	4	2-2-0	4	6	7
NY Islanders	4	1-3-0	2	12	16
NY Rangers	5	0-2-3	3	6	10
Ottawa	3	2-0-1	5	10	7
Philadelphia	5	4-1-0	8	12	10
Pittsburgh	4	2-2-0	4	12	9
San Jose	2	1-1-0	2	5	6
St. Louis	2	0-0-2	2	6	6
Tampa Bay	3	1-2-0	2	6	6
Toronto	3	3-0-0	6	10	3
Vancouver	2	0-2-0	0	1	7
Washington	4	1-2-1	3	9	10
Winnipeg	2	0-2-0	0	2	6
<b>Totals</b>	<b>82</b>	<b>30-41-11</b>	<b>71</b>	<b>183</b>	<b>219</b>

\*GF/GA totals do not include goals awarded for shootout wins

## DECISION BREAKDOWN

	GP	W	L
One Goal	40	13	27
Two Goal	20	7	13
Three Goal	18	10	8
Four Goal	2	0	2
Five Goal	2	0	2
Six Goal	0	0	0
Seven Goal	0	0	0
<b>Totals</b>	<b>82</b>	<b>30</b>	<b>52*</b>
*Includes 11 overtime/shootout losses			
Ties	0		
4-on-4 Overtime	5	1	4
Shootout	12	5	7
<b>Overtime/Shootout</b>	<b>17</b>	<b>6</b>	<b>11</b>



# HIGHS AND LOWS

STREAK	2014-15 SEASON	CAROLINA RECORD	FRANCHISE RECORD
Winning	4 – 11/1/14-11/7/14	9 – 10/22/05-11/11/05 9 – 12/31/05-1/19/06 9 – 3/18/09-4/7/09: 9-0-0	9 – 10/22-11/11, 2005 9 – 12/31, 2005-1/19, 2006 9 – 3/18/09-4/7/09: 9-0-0
Unbeaten	4 – 11/1/14-11/7/14	9 – 12/31/00-1/18/01: 7-0-2-0 9 – 10/22/05-11/11/05: 9-0-0 9 – 12/31/05-1/19/06: 9-0-0 9 – 3/18/09-4/7/09: 9-0-0	10 – 1/20-2/10, 1982: 6-0-4
Points Earned	6 – 11/1/14-11/10/14	12 – 10/12/05-11/11/05	12 – 10/12/05-11/11/05
Losing	6 – 12/4/14-2/16/14	7 – 10/28/09-11/11/09, 4/1/13-4/11/13	9 – 2/19/83-3/8/83
Winless	8 – 10/10/14-10/28/14: 0-6-2	14 – 10/10/09-11/13/09: 0-10-4	14 – 1/4/92-2/9/92: 0-8-6 14 – 10/10/09-11/13/09: 0-10-4
Winning, Home	4 – twice, m.r. 1/2/15-1/13/15	12 – 2/20/09-4/7/09	12 – 2/20/09-4/7/09
Unbeaten, Home	4 – twice, m.r. 1/2/15-1/13/15	12 – 2/20/09-4/7/09: 12-0-0	12 – 2/20/09-4/7/09: 12-0-0
Points Earned, Home	4 – 3x, m.r. 3/26/15-4/4/15: 3-0-1	15 – 12/13/05-1/28/06: 14-0-1	15 – 12/13/05-1/28/06: 14-0-1
Losing, Home	3 – 12/4/14-12/8/14: 0-3-0	8 – 3/14/13-4/8/13: 0-8-0	8 – 3/14/13-4/8/13: 0-8-0
Winless, Home	6 – 3/10/15-3/23/15: 0-3-3	9 – 1/17/02-3/18/02: 0-1-8-0	13 – 1/15/85-3/10/85: 0-11-2
Winning, Road	2 – twice, m.r. 2/5/15-2/7/15	5 – 3x, m.r. = 3/15/11-4/8/11: 5-0-0	6 – 11/10/90-12/7/90
Unbeaten, Road	2 – twice, m.r. 2/5/15-2/7/15	5 – 4x, m.r. = 3/15/11-4/8/11: 5-0-0	8 – 11/11/96-12/5/96: 4-0-4
Points Earned, Road	3 – twice, m.r. 2/3/15-2/7/15: 2-0-1	n/a	n/a
Losing, Road	5 – 3/19/15-4/7/15: 0-5-0	9 – 1/8/03-2/11/03: 0-7-0-2	13 – 12/18/82-2/5/83
Winless, Road	6 – 10/11/14-10/28/14: 0-5-1	15 – 1/7/03-3/2/03: 0-11-2-2	15 – 11/11/79-1/9/80: 0-11-4 15 – 1/7/03-3/2/03: 0-11-2-2

SINGLE-GAME HIGHS	2014-15 SEASON	CAROLINA RECORD	FRANCHISE RECORD
Goals	7 – 3/8/15 vs. EDM	9 – 3/7/09 at TB and 4/7/09 vs. NYI	11 – 3x, m.r., 1/17/86 vs. QUE
Goals allowed	6 – 3x, m.r., 3/31/15 at FLA	9 – 11/25/05 vs. ATL	12 – 2/1/83 at QUE
Win margin	3 – 9x, m.r., 3/26/15 vs. PIT	9 – 4/7/09 vs. NYI	11 – 2/12/84 vs. EDM
Loss margin	5 – twice, m.r., 3/31/15 at FLA	9 – 11/25/05 vs. ATL	9 – 3x, m.r., 11/12/05 vs. ATL
Shots	52 – 4/6/15 at BUF	57 – 4/7/09 vs. NYI	65 – 3/15/84 vs. TOR
Shots allowed	39 – 3x, m.r., 12/31/14 at PIT	60 – 10/25/08 at NYI	60 – 10/25/08 at NYI
Shots, both teams	77 – 4/6/15 at BUF		95 – 3/21/82 at PHI
Fewest shots	16 – 10/23/14 at CGY	10 – 1/3/99 at MTL	10 – 1/30/99 at MTL
Fewest shots allowed	16 – 12/8/14 vs. NJ	10 – twice, m.r., 3/26/07 vs. WSH	10 – 2x, m.r., 3/26/07 vs. WSH
Fewest shots, both teams	40 – 10/23/14 at CGY		33 – 11/20/93 vs. SJ
Most PP goals	3 – twice, m.r. 3/8/15 vs. EDM	5 – 11/29/02 vs. DET and 3/28/08 vs. ATL	5 – 11/29/02 vs. DET and 3/28/08 vs. ATL
Most PP goals allowed	3 – 3/10 vs. CBJ	5 – twice, m.r., 10/26/07 vs. MTL	5 – 2x, m.r., 10/26/07 vs. MTL
Most SH goals	1 – twice, m.r. 12/18/14 vs. TOR	3 – 4/7/06 at WSH	3 – 4/7/06 at WSH

SINGLE-PERIOD HIGHS	2014-15 SEASON	CAROLINA RECORD	FRANCHISE RECORD
Goals	4 – 4x, 3/8/15 vs. EDM 3rd	6 – twice, m.r., 3/7/09 at TB, 2nd	7 – twice, m.r., 10/19/85 vs. MTL, 1st
Goals allowed	4 – 10/24/14 at EDM 3rd	6 – twice, m.r., 2/10/07 at MIN, 1st	7 – 12/6/82 at MTL, 3rd
Shots	23 – 4/6/15 at BUF 1st	26 – 3/2/14 at ANA, 3rd	32 – 3/15/84 vs. TOR, 2nd
Shots allowed	18 – twice, m.r., 11/20/14 at LA 2nd	24 – twice, m.r., 10/24/05 vs. OTT, 3rd	28 – 1/30/82 vs. BOS, 3rd
Shots, both teams	35 – 4/6/15 at BUF 1st	39 – 12/10/01 at NYR, 2nd	41 – 2x, m.r., 2/25/84 vs. PHI, 1st
Fewest shots	3 – 3x, m.r., 2/3/15 at ANA 1st	0 – 3x, m.r., 3/18/14 at CBJ, 3rd	0 – 5x, m.r., 3/18/14 at CBJ, 3rd
Fewest shots allowed	1 – twice, m.r. 3/31/15 at WSH 3rd	0 – 2/3/04 at COL, 3rd	0 – 4x, m.r., 2/3/04 at COL, 3rd
Fewest shots, both teams	6 – 3/31/15 at WSH 3rd	7 – 3x, m.r., 12/4/98 vs. PIT, 1st	6 – 3/28/89 at BUF, 1st

# INDIVIDUAL HIGHS ANDS LOWS

<b>STREAK</b>	<b>2014-15 SEASON</b>	<b>CAROLINA RECORD</b>	<b>FRANCHISE RECORD</b>
<b>Goals</b>	3 – 4x, m.r., Jeff Skinner 2/21/15-2/27/15	6 – twice, m.r., Ray Sheppard; 11/14/98-11/25/98	9 – Pierre Larouche; 1/25/82-2/13/82
<b>Assists</b>	3 – 4x, m.r. Andrej Nestrasil 2/27/15-3/2/15	11 – Eric Staal; 2/10/12-3/6/12	11 – Eric Staal; 2/10/13-3/6/12
<b>Points</b>	5 – Elias Lindholm 11/1/14-11/8/14	12 – Eric Staal; 2/8/12-3/6/12: 7g, 14a	18 – Mike Rogers; 11/22/80-1/2/81: 19g, 20a
<b>IND. HIGHS, GAME</b>	<b>2014-15 SEASON</b>	<b>CAROLINA RECORD</b>	<b>FRANCHISE RECORD</b>
<b>Goals</b>	3 – twice, m.r. Elias Lindholm 3/8/15 vs. EDM	4 – Eric Staal; 3/7/08 at TB	4 – 3x, m.r., Eric Staal; 3/7/09 at TB
<b>Assists</b>	4 – Eric Staal; 3/8/15 vs. EDM	4 – 8x, m.r., Eric Staal; 11/9/10 vs. EDM	6 – Ron Francis; 3/5/87 vs. BOS
<b>Points</b>	5 – Elias Lindholm; 3/8/15 vs. EDM	6 – Eric Staal; 3/7/09 at TB: 4g, 2a	6 – 4x, m.r., Eric Staal; 3/7/09 at TB: 4g, 2a
<b>PIMs</b>	17 – twice, m.r., Brad Malone 11/20/14 at LA	26 – Enrico Ciccone; 10/20/97 at NYR	42 – 2x, m.r., Nick Kypreos; 12/11/92 at BUF
<b>Shots</b>	10 – Jeff Skinner 12/7/14 vs. DET	26 – Eric Staal, 10/23/09 at COL 13 – Jeff Skinner, 3/13/14 vs. BUF	13 – Jeff Skinner, 3/13/14 vs. BUF
<b>IND. HIGHS, PERIOD</b>	<b>2014-15 SEASON</b>	<b>CAROLINA RECORD</b>	<b>FRANCHISE RECORD</b>
<b>Goals</b>	2 – 4x, mr. Elias Lindholm 3/8/15 vs. EDM 3rd	3 – 5x, m.r., Eric Staal; 12/26/08 at ATL, 3rd	3 – 5x, m.r., Eric Staal; 12/26/08 at ATL, 3rd
<b>Assists</b>	2 – 15x, m.r., Victor Rask 4/7/15 at DET 2nd	3 – 10x, m.r., Eric Staal; 11/17/10 vs. OTT, 1st	n/a
<b>Points</b>	3 – twice, m.r., Justin Faulk; 3/10/15 vs. CBJ 3rd	4 – 10x, m.r., Jiri Tlustý; 2/11/13 at NYI, 3rd	n/a
<b>PIMs</b>	17 – twice, m.r., Brad Malone 11/20/14 at LA 1st	24 – Enrico Ciccone; 10/29/97 at NYR, 3rd and Eric Staal; 10/23/09 at COL, 3rd	n/a
<b>Shots</b>	5 – 10x, m.r., Nathan Gerbe; 4/6/15 at BUF 1st	7 – Eric Staal; 3/16/11 vs. TOR, 3rd	n/a
<b>GOALTENDING HIGHS</b>	<b>2014-15 SEASON</b>	<b>CAROLINA RECORD</b>	<b>FRANCHISE RECORD</b>
<b>Saves, Game</b>	37 – Cam Ward 12/31/14 at PIT	57 – Cam Ward; 10/25/08 at NYI	57 – Cam Ward; 10/25/08 at NYI
<b>Saves, Period</b>	17 – Cam Ward 12/31/14 at PIT 2nd	24 – Martin Gerber; 10/24/05 vs. OTT, 3rd	24 – Martin Gerber; 10/24/05 vs. OTT, 3rd
<b>Win Streak</b>	6 – Anton Khudobin; 12/23/14-1/27/15	9 – Cam Ward; 3/18/09-4/7/09	9 – Cam Ward; 3/18/09-4/7/09
<b>Unbeaten Streak</b>	6 – Anton Khudobin; 12/23/14-1/27/15	9 – Arturs Irbe; 12/31/00-1/18/01 and Cam Ward: 3/18/09-4/7/09	9 – Arturs Irbe; 12/31/00-1/18/01 and Cam Ward: 3/18/09-4/7/09
<b>Losing Streak</b>	10 – Anton Khudobin; 10/11/14-12/21/14: 0-8-2	11 – Kevin Weekes; 12/27/02-2/11/03	11 – Kevin Weekes; 12/27/02-2/11/03
<b>Consecutive Starts in a Single Season</b>	5 – 3x, m.r. Anton Khudobin; 3/15/15-3/23/15: 1-2-2	40 – Arturs Irbe; 11/4/00-2/7/01: 21-15-3	40 – Arturs Irbe; 11/4/00-2/7/01: 21-15-3

# RESULTS

NO.	DATE	GAME	RESULT	REC.	GF-GA	CAR SCORERS	GW	PP	PK	SF-SA	W-L GOALIE	ATTEND.
1	10/10/2014	NYI	L	00-01-00	3-5	14P, 25, 12P	84	2-5	1-3	24-26	41 / 30	18680+
2	10/11/2014	at NYI	L	00-02-00	3-4	19P, 19P, 19	12	2-4	3-5	24-31	30 / 31	16170+
3	10/14/2014	BUF	O**	00-02-01	3-4	20, 25, 22	28	0-3	2-2	25-26	1 / 30	14930
4	10/16/2014	at NYR	O**	00-02-02	1-2	25	61	0-3	5-5	30-34	30 / 31	18006+
5	10/21/2014	at WPG	L	00-03-02	1-3	19P	17	1-5	5-5	22-26	31 / 31	15016+
6	10/23/2014	at CGY	L	00-04-02	0-5		6	0-2	2-2	16-24	1 / 30	19289+
7	10/24/2014	at EDM	L	00-05-02	3-6	20, 53, 44	29	0-1	3-4	30-29	30 / 31	16839+
8	10/28/2014	at VAN	L	00-06-02	1-4	19	7	0-3	2-3	30-25	30 / 30	18234
9	11/01/2014	ARI	W	01-06-02	3-0	16, 16, 19P	16	1-2	3-3	35-25	30 / 41	10870
10	11/02/2014	LA	W	02-06-02	3-2	49, 25P, 16	16	1-4	2-3	32-32	30 / 32	10519
11	11/04/2014	at CBJ	W	03-06-02	4-2	22, 20, 27S, 12	27	0-6	2-3	37-19	30 / 30	15638
12	11/07/2014	CBJ	W*	04-06-02	3-2	53, 49, 16P	16	1-7	4-4	35-31	30 / 30	11540
13	11/08/2014	at WSH	O*	04-06-03	3-4	20P, 12, 16	19	1-2	2-3	27-39	35 / 31	18506+
14	11/10/2014	CGY	W	05-06-03	4-1	22, 27P, 53, 6	27	1-3	0-1	31-23	30 / 1	9906
15	11/13/2014	WPG	L	05-07-03	1-3	16P	26	1-3	2-2	23-37	34 / 30	10005
16	11/15/2014	at BOS	L	05-08-03	1-2	19	37	0-3	2-2	34-25	40 / 30	17565+
17	11/16/2014	SJ	L	05-09-03	0-2		48	0-2	1-1	45-19	34 / 31	12784
18	11/18/2014	at DAL	W	06-09-03	6-4	53, 39, 49P, 19, 12, 12	12	1-3	2-2	25-27	30 / 29	15678
19	11/20/2014	at LA	L	06-10-03	2-3	53, 12P	70	1-4	2-3	27-39	32 / 30	18230+
20	11/22/2014	at COL	L	06-11-03	3-4	26, 14, 15	22	0-0	4-4	27-35	31 / 30	17208
21	11/26/2014	at FLA	L	06-12-03	0-1		27	0-3	1-1	33-28	1 / 30	8119
22	11/28/2014	at PIT	W	07-12-03	4-2	19, 39, 14P, 19P	14	2-3	1-1	35-22	30 / 29	18665+
23	11/29/2014	PIT	L	07-13-03	2-3	27P, 16P	10	2-6	3-3	34-33	1 / 31	16225
24	12/02/2014	NSH	W	08-13-03	2-1	53, 49	49	0-2	1-1	25-33	30 / 35	9161
25	12/04/2014	WSH	L	08-14-03	1-2	28	16	0-0	2-2	30-28	70 / 31	10783
26	12/07/2014	DET	L	08-15-03	1-3	18	21	0-4	3-3	35-22	34 / 30	13489
27	12/08/2014	NJ	L	08-16-03	1-2	27	14	0-4	1-2	40-16	35 / 30	9815
28	12/11/2014	at TB	L	08-17-03	1-2	27	86	0-4	1-2	30-27	20 / 30	18104
29	12/13/2014	at PHI	L	08-18-03	1-5	12P	17	1-3	0-1	26-23	35 / 31	19609+
30	12/16/2014	at MTL	L	08-19-03	1-4	53	27	0-4	5-5	26-29	31 / 30	21286+
31	12/18/2014	TOR	W	09-19-03	4-1	25, 27S, 4P, 16	27	1-3	3-3	37-26	30 / 45	12332
32	12/20/2014	NYR	O**	09-19-04	2-3	25, 53	36	0-4	1-2	20-34	30 / 30	13329
33	12/21/2014	at NYR	L	09-20-04	0-1		27	0-1	3-3	18-31	33 / 31	18006+
34	12/23/2014	at NJ	W**	10-20-04	2-1	65	25	0-2	3-3	33-19	31 / 35	16101
35	12/27/2014	at TB	L	10-21-04	1-2	20	17	0-3	6-6	26-38	30 / 30	19204+
36	12/29/2014	MTL	L	10-22-04	1-3	12P	81	1-2	1-1	29-19	31 / 30	17123
37	12/31/2014	at PIT	L	10-23-04	1-2	12	16	0-3	3-3	25-39	29 / 30	18639+
38	01/02/2015	PHI	W	11-23-04	2-1	24, 12	12	0-2	3-3	26-24	30 / 35	12682
39	01/04/2015	BOS	W**	12-23-04	2-1	39	12	0-2	1-1	36-20	31 / 40	17212
40	01/06/2015	at NSH	L	12-24-04	2-3	12P, 27P	59	2-3	2-2	25-26	35 / 30	15706
41	01/08/2015	BUF	W	13-24-04	5-2	53, 19P, 12, 49, 20	12	1-3	4-4	31-20	30 / 1	9781
42	01/10/2015	at STL	O**	13-24-05	4-5	49, 53, 12, 20	74	0-3	1-1	30-35	34 / 30	19411+
43	01/13/2015	COL	W**	14-24-05	3-2	11, 39	49	0-1	1-1	46-30	31 / 31	12965
44	01/16/2015	VAN	L	14-25-05	0-3		51	0-3	2-2	28-17	30 / 30	13093
45	01/17/2015	at OTT	W	15-25-05	3-2	24, 27, 14	14	0-3	3-3	28-32	31 / 41	17434
46	01/19/2015	at TOR	W	16-25-05	4-1	24, 16, 12, 12	16	0-3	3-4	32-35	31 / 45	18979+
47	01/27/2015	TB	W	17-25-05	4-2	12, 14, 27P, 19	27	1-3	3-3	22-30	31 / 30	12508
48	01/30/2015	STL	O**	17-25-06	2-3	27, 7P	22	1-1	1-1	28-32	34 / 30	13287
49	01/31/2015	at NYR	L	17-26-06	1-4	24	28	0-2	1-1	32-37	30 / 30	18006+
50	02/03/2015	at ANA	O*	17-26-07	4-5	28, 18, 24, 11	15	0-4	3-4	32-31	31 / 31	16274
51	02/05/2015	at ARI	W**	18-26-07	2-1	49	16	0-4	0-0	41-29	30 / 41	12649
52	02/07/2015	at SJ	W	19-26-07	5-4	12, 15, 16P, 4, 49	49	1-4	1-1	30-27	30 / 31	17139
53	02/12/2015	ANA	L	19-27-07	1-2	53P	39	1-3	1-1	36-17	36 / 30	11991
54	02/14/2015	at MIN	L	19-28-07	3-6	15, 53, 16	39	0-3	2-2	27-24	40 / 31	19220+
55	02/16/2015	at OTT	W	20-28-07	6-3	15, 53P, 14, 18, 47P, 25P	18	3-5	3-3	36-32	30 / 40	16562
56	02/17/2015	NYI	L	20-29-07	1-4	19	29	0-2	1-2	38-30	30 / 31	12665
57	02/20/2015	TOR	W	21-29-07	2-1	12P, 11	11	1-2	4-4	26-24	30 / 34	12563
58	02/21/2015	at NJ	L	21-30-07	1-3	53	14	0-2	3-3	32-19	1 / 31	15610
59	02/24/2015	PHI	W	22-30-07	4-1	27P, 53, 11P, 18	53	2-4	2-2	35-24	30 / 72	11024
60	02/27/2015	WSH	W	23-30-07	3-0	73, 53, 14	73	0-2	1-1	38-28	31 / 70	13415

NO.	DATE	GAME	RESULT	REC.	GF-GA	CAR SCORERS	GW	PP	PK	SF-SA	W-L GOALIE	ATTEND.
61	02/28/2015	at NYI	W	24-30-07	5-3	18, 27P, 18, 24, 47P	24	2-5	1-1	41-24	30 / 30	16170+
62	03/02/2015	at CHI	L	24-31-07	2-5	26, 28	20	0-3	0-0	29-26	50 / 30	21641+
63	03/06/2015	MIN	L	24-32-07	1-3	20	64	0-2	2-2	38-19	40 / 31	10857
64	03/08/2015	EDM	W	25-32-07	7-4	28, 16, 53P, 15P, 53P, 16, 16	53	3-5	1-3	35-20	30 / 32	12826
65	03/10/2015	CBJ	O**	25-32-08	3-4	27, 49P, 12P	19	2-4	2-5	32-32	72 / 30	10418
66	03/12/2015	DAL	L	25-33-08	3-5	49, 15, 25	20	0-2	1-1	18-32	32 / 31	10025
67	03/14/2015	FLA	L	25-34-08	0-2		73	0-2	2-3	27-22	39 / 30	11790
68	03/15/2015	at CBJ	W	26-34-08	3-2	27P, 65, 24	24	1-6	3-4	27-24	31 / 72	15258
69	03/17/2015	OTT	O*	26-34-09	1-2	16	61	0-2	2-3	36-33	30 / 31	13469
70	03/19/2015	at MTL	L	26-35-09	0-4		22	0-1	1-1	31-22	31 / 31	21286+
71	03/21/2015	NYR	O**	26-35-10	2-3	16, 7P	36	1-2	2-2	30-29	33 / 31	13404
72	03/23/2015	CHI	L	26-36-10	1-3	49	10	0-1	0-0	44-25	50 / 31	13786
73	03/26/2015	PIT	W	27-36-10	5-2	12, 7, 18, 28, 15P	18	1-3	3-3	28-29	30 / 29	13738
74	03/28/2015	NJ	W	28-36-10	3-1	25, 12, 27	12	0-3	0-1	32-22	30 / 1	12578
75	03/29/2015	BOS	O*	28-36-11	1-2	14	88	0-3	3-3	31-30	40 / 31	14275
76	03/31/2015	at WSH	L	28-37-11	2-4	14, 12	21	0-2	0-0	25-20	70 / 30	18506+
77	04/02/2015	at FLA	L	28-38-11	1-6	25P	73	1-2	1-1	32-35	1 / 31	9827
78	04/04/2015	PHI	W**	29-38-11	3-2	16, 11	25	0-3	1-2	26-23	30 / 29	12852
79	04/06/2015	at BUF	L	29-39-11	3-4	39, 28, 12	63	0-0	0-0	52-25	35 / 30	19070+
80	04/07/2015	at DET	L	29-40-11	2-3	14, 25	13	0-1	0-1	32-25	35 / 31	20027
81	04/09/2015	at PHI	W	30-40-11	3-1	73, 7P, 11	7	1-6	2-2	27-28	30 / 29	17348
82	04/11/2015	DET	L	30-41-11	0-2		29	0-2	1-1	35-29	34 / 30	16680

\* = OVERTIME | \*\* = SHOOTOUT | + = SELLOUT

## PNC ARENA

ARENA CAPACITY: 18,680



### 2014-15

ATT. TOTALS

### HOME ATT.

516,375

ATT. AVG.

12,594

NO. OF GAMES

41

PCT. OF CAPACITY

67.4%

NO. OF SELLOUTS

1

### RECORD BY MONTH

MONTH	GP	W	L	OT	PTS	GF*	GA*
October	8	0	6	2	2	15	31
November	15	7	7	1	15	39	35
December	14	3	10	1	7	18	31
January	12	7	3	2	16	30	27
February	12	7	4	1	15	36	33
March	15	4	7	4	12	34	44
April	6	2	4	0	4	11	18
TOTALS	82	30	41	11	71	183	219

### RECORD BY DIVISION AND CONFERENCE

DIVISION	GP	W	L	OT	PTS	GF*	GA*
vs. Atlantic	24	8	13	3	19	46	58
vs. Metropolitan	30	13	12	5	31	70	71
vs. Central	14	3	9	2	8	33	48
vs. Pacific	14	6	7	1	13	34	42
CONFERENCE							
vs. Eastern	54	21	25	8	50	116	129
vs. Western	28	9	16	3	21	67	90

### HOME AND ROAD RECORD

	GP	W	L	OT	PTS	GF*	GA*
Overall Record	82	30	41	11	71	183	219
Record at Home	41	18	16	7	43	90	89
Record on Road	41	12	25	4	28	93	130

\*Does not include goals awarded for shootout wins

# GAME BY GAME

Date	Opp.	SEKERA #4	GLEASON #6	MURPHY #7	STAAL #11	STAAL #12	GERBE #14	NESTRASIL #15	LINDHOLM #16
Oct. 10	vs. NYI	0-2,2/0 22:08	0-0,0/0 17:14		INJ	1-0,3/-1 21:47	1-0,2/-1 14:44		0-1,0/0 16:04
Oct. 11	at NYI	0-0,0/-1 26:57	0-0,0/0 14:48	0-0,3/0 20:35	INJ	0-1,0/-1 14:37	0-0,1/-1 16:01		0-0,1/-1 16:14
Oct. 14	vs. BUF	0-0,0/-1 05:12	0-0,0/0 17:36	0-0,3/1 22:05	INJ	DNP	0-0,3/0 20:42		0-0,0/0 22:33
Oct. 16	at NYR	DNP	0-1,1/0 15:35	0-1,6/0 20:47	INJ	DNP	0-0,2/0 16:33		0-0,3/0 16:52
Oct. 21	at WPG	0-0,1/-2 22:28	0-0,0/0 15:39	0-0,0/-1 12:42	INJ	DNP	DNP		0-0,1/-1 14:43
Oct. 23	at CGY	0-0,0/-3 19:49	0-0,1/-2 20:38	0-0,1/-1 19:16	INJ	INJ	DNP		0-0,1/-3 15:01
Oct. 24	at EDM	0-1,0/2 21:31	0-0,3/-1 17:38	DNP	INJ	INJ	DNP		0-0,4/-1 17:12
Oct. 28	at VAN	0-0,1/0 23:29	0-0,0/0 18:59	0-0,0/-2 22:35	INJ	0-1,5/-1 19:50	DNP		0-0,4/0 17:30
Nov. 1	vs. ARI	0-0,1/1 22:28	0-0,0/0 18:21	MIN	INJ	0-1,5/0 19:14	0-1,5/2 13:58		2-0(W),4/2 14:29
Nov. 2	vs. LA	0-1,2/2 23:39	0-0,1/-1 13:42	MIN	INJ	0-0,0/0 18:31	0-1,6/1 16:46		1-1(W),4/1 17:34
Nov. 4	at CBJ	0-1,3/1 24:22	0-1,2/2 11:23	MIN	INJ	1-0,2/1 18:41	0-0,2/2 16:31		0-1,2/0 16:30
Nov. 7	vs. CBJ	0-0,1/0 22:48	DNP	MIN	INJ	0-1,3/0 22:56	0-1,2/1 19:03		1-0(W),3/0 16:18
Nov. 8	at WSH	0-0,1/-1 25:54	DNP	MIN	INJ	1-0,5/-1 20:55	0-0,1/0 15:55		1-0,2/1 16:50
Nov. 10	vs. CGY	0-1,3/2 21:34	1-0,2/1 17:10	MIN	INJ	0-0,5/0 17:51	0-0,6/0 18:56		0-0,0/1 18:24
Nov. 13	vs. WPG	0-0,2/-2 22:46	0-0,1/-1 18:28	MIN	INJ	0-0,0/-1 17:47	0-1,2/-1 17:13		1-0,2/0 17:01
Nov. 15	at BOS	0-0,2/0 24:14	0-0,1/0 15:55	MIN	INJ	0-1,2/0 19:53	0-0,2/-1 19:44		0-0,1/-1 17:34
Nov. 16	vs. SJ	0-0,5/-1 27:07	0-0,1/0 13:13	MIN	INJ	0-0,5/-2 21:07	0-0,7/0 17:39		0-0,3/-1 17:55
Nov. 18	at DAL	0-1,0/2 25:07	0-0,0/1 11:59	MIN	INJ	2-1(W),4/1 20:52	0-1,0/-1 16:46		0-1,1/2 18:18
Nov. 20	at LA	0-1,2/-1 22:54	0-0,0/-1 17:00	MIN	INJ	1-0,4/-2 21:51	0-1,6/1 14:14	DNP	0-0,6/-2 20:55
Nov. 22	at COL	0-0,1/-1 26:04	0-1,1/0 20:28	MIN	INJ	0-1,3/1 16:06	1-0,2/1 16:08	1-0,4/0 13:41	0-0,1/0 15:30
Nov. 26	at FLA	0-0,1/-1 21:39	0-0,0/0 16:54	MIN	INJ	0-0,0/0 19:04	0-0,4/-1 16:42	0-0,2/0 15:25	0-0,1/-1 13:55
Nov. 28	at PIT	0-0,1/-2 24:08	0-0,0/0 12:37	MIN	INJ	0-1,6/-1 20:46	1-0(W),6/0 18:40	0-0,2/0 15:51	0-1,2/-1 19:53
Nov. 29	vs. PIT	0-0,0/-1 21:33	0-0,2/-1 11:46	MIN	INJ	0-1,5/-1 20:58	0-1,1/-2 17:31	0-0,1/-1 16:57	0-1,2/-1 15:27
Dec. 2	vs. NSH	0-0,0/0 20:51	0-0,1/1 20:03	MIN	INJ	0-0,5/-1 17:13	0-0,4/0 17:48	0-1,0/2 14:43	0-0,1/-1 16:07
Dec. 4	vs. WSH	DNP	0-0,2/0 20:39	MIN	INJ	0-0,2/0 21:50	0-0,3/0 15:33	0-0,0/0 12:31	0-0,2/0 16:57
Dec. 7	vs. DET	0-0,2/-3 20:33	0-1,0/1 13:20	MIN	INJ	0-0,1/0 18:21	0-0,0/-1 17:32	0-0,0/1 14:43	0-0,2/0 16:53
Dec. 8	vs. NJ	0-0,2/0 23:24	DNP	MIN	INJ	0-0,2/0 19:00	0-0,4/-1 17:37	0-1,3/1 17:18	0-0,2/0 17:33
Dec. 11	at TB	0-1,2/1 22:26	0-0,1/-1 18:19	MIN	INJ	0-0,1/0 17:54	0-0,4/1 17:18	DNP	0-0,1/1 15:39
Dec. 13	at PHI	0-0,1/-1 18:38	0-0,2/-2 13:55	MIN	INJ	1-0,6/-1 17:56	0-0,3/0 20:28	DNP	0-0,0/-1 17:54
Dec. 16	at MTL	0-1,1/1 22:16	0-0,0/-2 15:28	MIN	INJ	0-0,2/-1 18:16	0-0,5/-1 20:46	INJ	0-1,0/-1 15:28
Dec. 18	vs. TOR	1-1,1/1 22:58	0-0,0/0 17:29	MIN	INJ	0-2,3/1 17:27	0-2,3/0 16:49	INJ	1-0,8/1 15:53
Dec. 20	vs. NYR	0-0,1/1 24:51	0-0,0/1 14:42	MIN	INJ	0-0,3/0 19:38	0-1,1/0 18:36	INJ	0-1,2/0 20:45
Dec. 21	at NYR	0-0,1/-1 23:08	0-0,0/0 16:20	MIN	INJ	0-0,2/0 16:43	0-0,2/0 18:15	INJ	0-0,3/-1 13:36
Dec. 23	at NJ	0-1,5/1 24:28	0-0,0/-1 09:18	MIN	INJ	0-0,2/1 14:27	0-0,3/0 17:27	INJ	0-0,5/0 19:42
Dec. 27	at TB	0-1,0/1 24:04	0-0,0/-2 14:05	MIN	INJ	0-1,4/0 18:12	0-0,3/1 21:16	INJ	0-0,2/0 14:12
Dec. 29	vs. MTL	0-0,1/0 22:29	0-0,0/-1 17:21	MIN	0-1,2/0 19:01	1-0,5/-1 20:44	0-0,2/-1 16:48	INJ	0-0,1/-1 17:40
Dec. 31	at PIT	0-0,0/0 26:16	DNP	0-0,1/0 13:32	DNP	1-0,3/1 20:42	0-0,3/0 17:35	INJ	0-1,5/0 18:22
Jan. 2	vs. PHI	0-0,2/-1 24:10	0-0,1/1 18:43	0-0,0/1 16:52	0-1,2/0 18:17	1-0(W),2/0 19:23	0-0,2/0 17:37	INJ	0-0,3/0 16:40
Jan. 4	vs. BOS	0-0,1/0 25:18	0-0,1/0 14:47	0-0,4/0 20:33	0-0,0/0 18:52	0-0,4/0 19:21	0-0,2/0 19:20	INJ	0-0,3/0 17:52
Jan. 6	at NSH	0-0,2/-2 22:39	0-0,0/0 17:45	0-0,1/0 18:30	0-1,3/-1 18:59	1-1,2/-1 18:27	0-0,3/-1 16:14	INJ	0-1,2/0 17:03
Jan. 8	vs. BUF	0-0,0/0 18:49	0-0,3/0 18:20	0-2,0/2 18:38	0-0,0/1 15:51	1-0(W),4/1 14:17	0-1,2/1 17:34	INJ	0-0,2/1 14:29
Jan. 10	at STL	0-0,1/-1 23:47	0-1,0/-2 14:28	0-1,0/-1 18:01	0-0,2/-3 18:27	1-0,4/-1 17:23	0-1,4/1 14:42	MIN	0-0,2/-3 16:57
Jan. 13	vs. COL	0-0,1/0 26:25	0-0,1/-1 19:17	0-1,3/1 20:00	1-0,5/1 18:33	0-0,5/1 19:48	0-0,1/-1 15:49	MIN	0-1,5/1 18:45
Jan. 16	vs. VAN	0-0,0/-2 18:55	0-0,0/0 18:39	0-0,0/0 19:39	0-0,0/-1 16:26	0-0,4/-1 17:17	0-0,2/-2 14:33	0-0,2/0 11:35	0-0,1/-1 16:13
Jan. 17	at OTT	0-0,1/2 22:13	0-1,1/-1 16:02	0-0,2/-2 16:17	0-0,1/0 16:02	0-0,0/0 15:51	1-1(W),2/2 13:08	DNP	0-0,3/0 11:43
Jan. 19	at TOR	0-1,3/2 24:06	0-0,4/-1 15:26	0-0,3/0 15:09	0-2,2/2 15:22	2-0,6/2 16:07	0-0,3/0 17:02	DNP	1-0(W),1/1 14:12
Jan. 27	vs. TB	0-0,1/2 21:15	0-0,2/0 19:28	0-0,4/0 18:50	0-2,1/2 18:05	1-1,2/2 16:04	1-0,3/-1 18:48	DNP	0-1,1/-1 14:37
Jan. 30	vs. STL	0-0,1/0 24:13	0-0,0/0 20:37	1-0,2/-1 22:27	0-1,2/-1 20:08	0-0,2/0 19:44	0-0,4/-1 16:36	DNP	0-0,0/-1 12:53
Jan. 31	at NYR	0-0,1/-1 20:11	0-0,2/-1 17:31	0-1,5/0 21:19	0-0,0/0 17:21	0-0,4/0 19:13	0-0,5/-3 15:14	0-0,1/0 16:14	DNP
Feb. 3	at ANA	0-1,2/-1 22:26	0-0,1/1 16:19	0-0,4/-2 17:37	1-0,7/0 16:15	0-1,2/0 17:24	0-0,1/-2 12:42	DNP	0-1,2/1 16:53
Feb. 5	at ARI	0-0,3/0 26:33	0-0,0/-1 18:25	0-0,1/-1 02:50	0-0,4/0 22:01	0-0,3/0 21:19	0-0,4/0 12:41	0-0,3/0 12:39	0-0,3/0 20:34
Feb. 7	at SJ	1-1,1/2 22:49	0-0,1/-2 18:38	DNP	0-1,3/1 16:35	1-0,5/0 19:04	0-0,2/0 12:46	1-0,1/0 12:19	1-1,1/1 16:38
Feb. 12	vs. ANA	0-0,0/0 24:44	0-0,1/0 14:39	INJ	0-0,2/0 19:27	0-0,4/0 21:35	0-0,2/0 12:00	0-0,1/0 12:23	0-0,3/-2 15:19
Feb. 14	at MIN	0-0,4/0 23:24	0-0,0/-2 16:20	INJ	0-1,2/-2 21:17	0-0,1/-3 19:32	0-0,1/-2 11:34	1-0,2/1 13:28	1-0,3/0 11:12
Feb. 16	at OTT	0-1,1/-1 24:03	0-0,1/2 17:02	INJ	0-0,1/-2 16:12	0-0,2/-1 17:01	1-1,3/2 16:35	1-2,2/2 13:28	0-1,1/-1 16:04
Feb. 17	vs. NYI	0-0,2/0 22:43	0-0,2/-1 18:25	INJ	0-1,2/1 17:26	0-1,4/1 18:17	0-0,2/-2 14:51	0-0,2/-2 14:53	0-0,4/-2 12:47
Feb. 20	vs. TOR	0-0,2/0 21:25	0-0,0/-1 21:08	INJ	1-0(W),4/1 18:22	1-1,4/1 19:09	0-0,2/0 14:43	0-0,0/-1 08:56	0-0,1/0 14:03
Feb. 21	at NJ	0-0,1/-1 23:56	DNP	INJ	0-0,2/0 16:28	0-0,4/-1 18:08	0-0,4/-1 12:20	0-0,2/0 13:35	0-0,1/-1 15:07
Feb. 24	vs. PHI	0-0,1/1 19:30	0-0,0/0 19:04	INJ	1-0,3/0 17:21	0-1,4/0 20:16	0-0,2/-1 14:19	DNP	0-1,3/0 19:04
Feb. 27	vs. WSH	To LA	0-0,1/0 17:07	INJ	0-0,2/0 21:43	0-0,1/0 18:30	1-0,8/2 15:48	0-2,3/2 16:33	0-1,0/1 12:09
Feb. 28	at NYI		DNP	INJ	0-1,1/-1 17:41	0-1,5/-1 19:04	0-1,3/0 15:40	0-2,3/2 16:24	0-0,1/-1 13:54
Mar. 2	at CHI		To WSH	INJ	0-0,0/-2 18:33	0-1,1/-2 19:00	0-1,2/1 14:47	0-1,4/0 15:01	0-0,0/-2 13:22
Mar. 6	vs. MIN			INJ	0-0,3/-1 17:51	0-0,4/-1 18:01	0-0,0/-1 14:31	0-0,2/0 15:19	0-0,5/-1 16:21
Mar. 8	vs. EDM				0-1,3/0 20:28	0-0,1/-1 17:17	0-4,3/3 16:36	0-0,2/-1 16:01	1-0,4/-1 16:05
Mar. 10	vs. CBJ				0-1,2/0 19:00	0-1,0/1 17:23	1-0,6/0 19:42	0-1,5/1 15:39	0-0,0/1 15:52
Mar. 12	vs. DAL				0-0,0/-3 16:03	0-0,1/-1 20:05	0-0,1/-1 19:50	0-0,0/1 11:36	1-0,2/2 15:12
Mar. 14	vs. FLA			DNP		0-0,2/-1 19:20	0-0,7/-1 17:43	0-0,4/-1 18:05	0-0,1/0 16:36
Mar. 15	at CBJ			DNP		0-0,4/0 20:47	0-0,5/0 22:11	0-0,2/0 15:39	0-2,2/0 16:34
Mar. 17	vs. OTT				0-0,2/0 20:43	0-0,1/0 19:44	0-0,3/0 17:27	0-0,4/0 17:56	0-0,0/0 14:40
Mar. 19	at MTL				0-0,0/-2 17:32	0-0,0/0 16:32	0-0,2/-1 15:12	0-0,3/0 16:57	0-0,2/-1 14:49
Mar. 21	vs. NYR				1-0,3/-1 20:55	0-1,1/0 19:01	0-0,4/1 20:05	0-0,2/0 18:51	0-0,1/0 18:04
Mar. 23	vs. CHI				0-0,0/-1 16:24	0-0,3/-2 17:55	0-1,3/-2 18:45	0-0,5/0 17:03	0-0,0/-1 10:53
Mar. 26	vs. PIT				1-0,2/2 18:14	0-1,4/0 19:48	1-2,5/1 19:00	0-0,0/0 17:50	1-0,4/0 10:49
Mar. 28	vs. NJ				0-1,1/2 17:33	0-1,2/2 20:58	1-1(W),2/2 20:08	0-0,5/0 15:38	0-0,2/0 15:06
Mar. 29	vs. BOS				0-0,2/-1 18:58	0-0,1/0 20:37	0-0,3/-1 18:43	1-0,7/0 13:34	0-0,2/0 12:47
Mar. 31	vs. WSH				0-0,1/1 19:26	0-0,0/1 17:02	1-0,5/0 17:37	1-0,2/0 17:05	0-0,1/1 16:08
Apr. 2	at FLA				0-0,0/-2 20:38	0-0,1/-1 16:23	0-0,3/-2 15:11	0-0,2/-1 16:36	0-0,1/-3 12:41
Apr. 4	vs. PHI				0-0,0/0 18:03	1-1,4/2 20:48	0-1,2/2 21:22	0-0,4/0 20:28	0-0,0/0 07:11
Apr. 6	at BUF			DNP		0-0,5/-1 18:04	1-1,4/-1 16:51	0-0,7/0 14:55	0-0,1/-1 13:45
Apr. 7	at DET				0-0,0/1 18:16	0-0,3/0 19:53	0-0,4/0 20:01	1-0,3/2 17:14	0-0,1/-2 12:40
Apr. 9	at PHI				1-0(W),1/0 17:59	1-1,1/1 21:07	0-1,0/1 21:03	0-1,4/0 16:44	0-0,1/0 11:37
Apr. 11	vs. DET				0-0,1/-1 18:19	0-0,2/-1 22:04	0-0,1/-1 23:27	0-0,5/-2 15:19	0-0,3/-1 21:48

Skaters: Goals-Assists (Game Winning) Shots / (+/-) TOI

Date	Opp.	McCLEMENT #18	TLUSTY #19	NASH #20	BOYCHUK #22	MALONE #24	TERRY #25	LILES #26	FAULK #27
Oct. 10	vs. NYI	0-0,2/-1 13:10	0-1,1/0 21:11	0-1,0/1 14:28	DNP	0-0,3/-1 12:13	1-0,2/1 10:19	0-0,1/-1 19:49	0-1,1/0 21:22
Oct. 11	at NYI	0-0,3/0 15:56	3-0,5/0 18:50	0-0,0/1 12:25	DNP	0-0,0/0 13:19	0-0,0/0 08:00	0-1,1/0 18:55	0-0,2/-1 25:50
Oct. 14	vs. BUF	0-1,1/-1 20:32	0-0,2/0 20:35	1-1,3/1 21:20	1-1,2/2 09:25	0-0,0/-2 09:25	1-1,1/2 12:09	0-0,2/0 17:15	0-0,2/-1 24:03
Oct. 16	at NYR	0-0,0/1 21:46	0-0,0/0 21:00	0-0,2/0 19:47	0-0,0/1 10:43	0-0,2/-1 12:55	1-0,1/1 14:08	DNP	0-0,2/0 26:31
Oct. 21	at WPG	0-0,2/0 17:58	1-0,1/-1 21:52	0-0,1/0 22:24	0-0,0/0 14:58	0-0,1/-1 07:36	0-1,0/0 16:56	DNP	0-0,1/-2 20:28
Oct. 23	at CGY	0-0,0/0 17:29	0-0,0/-1 16:40	0-0,2/-2 15:49	0-0,1/0 15:29	0-0,0/-1 13:16	0-0,2/0 15:47	0-0,0/0 21:46	0-0,1/-3 17:11
Oct. 24	at EDM	0-1,2/-1 18:41	0-1,3/-1 16:27	1-0,2/-1 19:25	0-0,2/0 14:48	0-0,1/0 11:52	0-0,1/-2 12:53	DNP	0-1,3/-2 19:51
Oct. 28	at VAN	0-0,0/-1 11:49	1-0,5/0 22:49	0-0,1/-1 17:11	0-0,0/-1 11:58	0-0,2/0 07:27	0-0,0/-1 12:49	0-0,1/-2 16:31	0-0,2/1 22:19
Nov. 1	vs. ARI	0-0,0/0 17:26	1-0,1/0 18:58	0-1,3/2 16:55	0-0,4/0 07:12	0-0,0/0 12:45	0-0,0/0 08:07	DNP	0-2,5/1 22:26
Nov. 2	vs. LA	0-0,0/0 12:58	0-0,1/0 19:20	0-1,1/0 18:39	0-1,5/1 10:23	0-0,1/-1 09:15	1-1,1/1 12:41	DNP	0-0,3/2 25:00
Nov. 4	at CBJ	0-0,1/0 15:48	0-0,1/0 16:08	1-0,3/0 18:54	1-0,5/2 14:49	DNP	0-0,2/-1 15:54	DNP	1-0(W),4/0 26:48
Nov. 7	vs. CBJ	0-0,1/-1 11:24	0-0,2/-1 17:28	0-0,1/0 20:49	0-0,0/-1 11:15	DNP	0-0,0/-1 09:06	0-0,2/0 18:21	0-0,7/0 27:02
Nov. 8	at WSH	0-0,1/0 13:52	0-0,1/-1 19:39	1-1,2/0 18:26	0-0,0/0 11:15	0-0,0/0 07:20	DNP	0-0,0/0 18:24	0-2,4/0 29:48
Nov. 10	vs. CGY	0-0,1/2 15:12	0-0,1/0 10:11	0-1,1/1 18:29	1-0,1/1 12:29	DNP	0-0,1/0 09:18	0-0,0/0 18:56	1-2(W),1/1 21:39
Nov. 13	vs. WPG	0-0,0/0 15:12	0-0,2/-1 16:15	0-1,0/0 18:21	0-0,1/-1 10:25	0-0,2/0 08:41	DNP	0-0,0/0 16:55	0-0,4/-2 23:25
Nov. 15	at BOS	0-0,0/0 10:43	1-0,4/0 17:52	0-0,3/-1 17:32	0-0,1/0 15:55	0-0,2/0 08:02	0-0,0/0 12:15	0-0,3/0 17:57	0-1,4/0 23:28
Nov. 16	vs. SJ	0-0,1/0 09:29	0-0,1/-2 17:30	0-0,1/-1 16:48	0-0,2/-1 15:00	0-0,1/0 08:19	0-0,3/0 11:53	0-0,0/0 18:38	0-0,3/-1 25:16
Nov. 18	at DAL	0-1,2/3 13:14	1-0,3/1 19:08	0-1,0/0 18:17	0-0,0/1 08:46	DNP	0-0,0/-1 11:30	0-2,3/-2 12:57	0-1,1/3 25:44
Nov. 20	at LA	0-0,0/0 13:53	0-0,0/-2 16:46	0-0,1/1 18:41	0-0,0/0 10:58	0-0,0/0 07:18	0-0,1/0 09:07	DNP	0-0,0/-1 23:12
Nov. 22	at COL	0-0,0/-1 16:37	0-0,1/-2 18:14	0-2,1/0 17:35	DNP	0-0,1/0 09:26	DNP	1-0,2/2 19:43	0-0,4/-3 26:09
Nov. 26	at FLA	0-0,0/0 10:46	0-0,1/0 15:53	0-0,2/-1 16:08	0-0,1/0 08:54	DNP	MIN	0-0,3/0 21:43	0-0,6/-1 22:57
Nov. 28	at PIT	0-1,0/1 08:33	2-1,4/2 19:15	0-0,4/0 19:46	DNP	DNP	MIN	0-0,1/1 14:20	0-2,3/-1 24:07
Nov. 29	vs. PIT	0-0,0/0 11:05	0-0,1/-1 17:54	0-0,3/-2 17:57	DNP	DNP	MIN	0-0,6/-1 19:18	1-0,2/-1 25:04
Dec. 2	vs. NSH	0-0,3/0 13:51	0-0,1/-1 15:43	0-0,0/0 15:39	0-0,2/0 10:47	DNP	MIN	0-1,1/1 17:26	0-0,1/-1 22:10
Dec. 4	vs. WSH	0-0,1/-1 11:56	0-0,1/0 17:11	0-0,1/0 14:31	0-0,1/-1 08:42	DNP	MIN	0-1,2/1 19:51	0-0,2/0 24:36
Dec. 7	vs. DET	1-0,1/0 11:08	0-0,1/-1 17:23	0-0,0/-2 18:42	0-0,0/-1 04:49	DNP	MIN	0-0,4/0 19:40	0-0,4/-3 24:40
Dec. 8	vs. NJ	0-0,1/0 12:53	0-0,3/1 20:14	0-0,1/-1 16:51	DNP	0-0,1/0 06:48	0-0,1/0 07:23	0-0,1/0 21:54	1-0,3/0 26:51
Dec. 11	at TB	0-0,1/-1 13:11	0-0,0/0 17:09	0-1,3/1 16:46	0-0,1/-1 10:38	0-0,1/-1 12:21	0-0,4/0 10:34	0-0,2/0 18:45	1-0,4/1 23:39
Dec. 13	at PHI	0-0,1/-1 13:31	DNP	0-0,0/0 17:47	0-0,2/-1 16:19	0-0,1/-2 11:27	0-0,1/-2 15:04	0-1,0/-3 17:50	0-0,2/-1 21:37
Dec. 16	at MTL	0-0,0/-1 11:41	DNP	0-0,0/0 16:44	0-0,2/-1 10:08	0-0,0/0 07:29	0-0,1/-2 14:22	DNP	0-0,3/1 23:42
Dec. 18	vs. TOR	0-0,3/1 13:28	DNP	0-0,0/1 15:51	0-0,0/0 12:10	0-0,0/0 09:48	1-0,3/1 17:25	DNP	1-1(W),3/1 24:28
Dec. 20	vs. NYR	0-0,0/0 12:45	DNP	0-0,0/0 17:25	0-0,0/0 07:07	0-0,1/0 11:19	1-0,1/1 15:46	DNP	0-1,2/1 26:46
Dec. 21	at NYR	0-0,0/0 14:51	DNP	0-0,0/0 16:51	0-0,1/0 09:42	0-0,1/0 10:54	0-0,1/0 13:42	0-0,2/0 18:34	0-0,1/-1 22:15
Dec. 23	at NJ	0-0,1/0 18:26	DNP	0-0,1/0 19:31	0-0,0/0 06:05	0-0,0/0 09:28	0-0,1/-1 14:58	0-0,5/0 25:25	0-0,2/0 26:42
Dec. 27	at TB	0-0,1/0 17:02	DNP	1-0,1/0 16:28	0-0,1/0 06:03	0-0,2/-2 10:38	0-0,0/0 14:15	0-0,3/-1 19:46	0-0,1/1 27:47
Dec. 29	vs. MTL	0-0,1/0 10:55	0-1,4/-1 14:44	0-0,4/-1 15:37	DNP	0-0,0/0 07:21	0-0,1/0 12:48	DNP	0-0,0/-1 22:06
Dec. 31	at PIT	0-0,3/0 10:48	0-1,2/1 19:22	0-0,1/-1 16:42	0-0,0/0 05:13	0-0,0/0 07:15	0-0,0/-1 10:30	INJ	0-0,1/-1 28:34
Jan. 2	vs. PHI	0-0,1/1 11:33	0-0,0/0 14:56	0-0,1/0 17:05	0-1,0/1 06:59	1-0,1/1 07:10	0-0,1/0 13:16	INJ	0-1,5/0 23:38
Jan. 4	vs. BOS	0-1,1/0 11:58	0-0,5/0 15:47	0-0,1/0 15:30	DNP	0-1,2/0 08:59	0-0,1/0 13:35	INJ	0-0,4/0 26:58
Jan. 6	at NSH	0-0,0/0 11:11	0-0,1/-2 13:09	0-0,2/-1 14:01	DNP	0-0,1/0 09:38	0-0,1/-1 11:29	INJ	1-0,4/-3 23:44
Jan. 8	vs. BUF	0-0,2/-2 13:49	1-1,2/1 13:54	1-0,4/2 16:27	MIN	0-0,1/-1 09:36	DNP	0-1,2/0 17:51	0-2,2/1 21:01
Jan. 10	at STL	0-0,1/-1 14:55	0-0,1/2 14:09	1-0,3/2 17:05	MIN	0-0,2/0 11:58	DNP	DNP	0-0,2/1 25:13
Jan. 13	vs. COL	0-1,3/1 12:23	0-0,4/-1 15:25	0-0,3/-1 16:39	MIN	0-1,1/1 09:04	DNP	0-0,3/-1 16:02	0-0,1/0 26:32
Jan. 16	vs. VAN	0-0,0/0 13:36	0-0,3/-2 14:28	0-0,0/0 14:06	MIN	DNP	DNP	0-0,0/-1 21:45	0-0,3/-3 18:24
Jan. 17	at OTT	0-1,0/0 17:03	0-0,0/0 16:19	0-0,0/-1 16:20	MIN	1-0,2/0 14:23	0-0,3/1 11:30	DNP	1-1,6/3 23:26
Jan. 19	at TOR	0-1,0/1 15:36	0-1,0/1 13:56	0-0,4/0 18:12	MIN	0-1,1/1 07:42	0-0,1/0 12:00	DNP	0-0,2/1 24:09
Jan. 27	vs. TB	0-0,0/0 12:28	1-0,2/1 17:55	0-0,0/0 19:47	MIN	0-0,0/0 09:12	0-0,0/0 10:13	DNP	1-1(W),4/1 23:30
Jan. 30	vs. STL	0-1,0/0 13:59	0-0,1/-1 18:43	0-1,4/0 13:38	MIN	0-1,0/1 10:26	0-0,1/0 12:43	DNP	1-0,6/0 23:59
Jan. 31	at NYR	0-0,1/0 11:44	0-0,0/-2 14:11	0-0,0/0 16:46	MIN	1-0,3/0 09:16	DNP	0-0,1/-1 15:54	0-0,3/-2 20:25
Feb. 3	at ANA	1-0,1/1 15:52	0-0,1/1 13:28	0-0,0/-1 13:53	MIN	1-0,4/2 14:40	DNP	0-1,1/2 14:24	0-0,3/0 26:25
Feb. 5	at ARI	0-0,0/0 14:21	0-0,2/0 14:28	DNP	MIN	0-0,0/0 13:01	DNP	0-1,3/1 25:50	0-0,3/0 29:39
Feb. 7	at SJ	0-1,1/-1 14:05	0-1,3/-1 17:59	DNP	MIN	0-0,1/-1 12:20	DNP	0-0,0/-2 20:10	0-3,1/2 23:06
Feb. 12	vs. ANA	0-0,0/0 11:47	0-0,5/0 19:02	DNP	MIN	0-0,1/0 10:36	DNP	0-1,1/0 19:23	0-0,2/-1 26:45
Feb. 14	at MIN	0-2,2/2 14:57	0-0,1/-1 19:08	0-0,0/-2 12:52	MIN	DNP	DNP	0-0,0/-3 17:05	0-2,2/-2 23:12
Feb. 16	at OTT	1-0(W),2/1 13:12	0-0,5/-2 16:21	0-1,1/-1 16:12	MIN	0-1,2/1 12:18	1-0,4/2 14:05	DNP	0-1,3/-1 25:40
Feb. 17	vs. NYI	0-0,0/0 14:52	1-0,3/1 19:04	0-0,0/-1 11:41	MIN	0-0,3/0 13:35	0-0,1/-2 14:24	0-0,1/-1 17:42	0-0,4/0 23:39
Feb. 20	vs. TOR	0-0,0/-1 10:46	0-2,2/1 17:00	0-0,3/0 16:52	MIN	0-0,0/-1 05:58	DNP	0-0,2/0 17:33	0-1,3/1 22:00
Feb. 21	at NJ	0-0,1/0 17:14	0-0,1/-1 15:46	0-0,2/-1 15:13	MIN	DNP	DNP	0-1,1/-1 16:01	0-0,0/-1 24:15
Feb. 24	vs. PHI	1-0,2/1 14:12	0-0,2/-1 17:48	0-0,0/1 11:55	MIN	0-1,2/1 09:42	DNP	DNP	1-1,3/1 22:32
Feb. 27	vs. WSH	0-0,1/0 12:27	To WPG	0-1,1/1 11:55	MIN	0-0,0/0 11:06	DNP	0-0,0/1 19:12	0-1,3/2 28:03
Feb. 28	at NYI	2-0,6/2 12:56		0-0,1/-1 11:24	MIN	1-1(W),2/2 10:30	0-1,1/1 10:13	0-1,0/2 19:19	1-0,4/-2 24:44
Mar. 2	at CHI	0-1,2/0 13:46		0-0,1/-1 12:56	MIN	0-0,1/-1 11:48	0-0,0/-1 13:42	1-0,2/1 17:59	0-0,5/-2 23:51
Mar. 6	vs. MIN	0-0,1/-2 12:53		1-0,4/1 16:52	MIN	DNP	0-0,1/-1 08:59	0-0,2/-1 17:29	0-0,4/1 24:35
Mar. 8	vs. EDM	0-0,0/0 14:23		0-1,0/1 11:50	MIN	0-0,0/0 11:38	DNP	0-1,1/2 19:28	0-1,3/1 23:24
Mar. 10	vs. CBJ	0-0,0/0 15:07		0-0,1/0 14:16	MIN	0-0,0/0 08:55	DNP	DNP	1-2,3/1 23:50
Mar. 12	vs. DAL	0-0,0/-1 12:00		0-0,1/-3 13:59	MIN	DNP	1-1,2/2 11:51	DNP	0-0,1/0 25:58
Mar. 14	vs. FLA	0-0,0/0 14:38		0-0,1/0 12:34	MIN	0-0,1/0 10:49	0-0,0/0 12:11	0-0,0/0 18:16	0-0,1/-1 25:19
Mar. 15	at CBJ	0-0,0/1 15:13		DNP	MIN	1-0(W),1/1 11:59	0-1,0/0 11:42	0-0,0/0 19:15	1-0,4/0 29:57
Mar. 17	vs. OTT	0-0,0/-1 14:21		DNP	MIN	0-0,2/0 07:16	0-0,1/0 16:29	0-1,1/1 19:29	0-0,3/-1 27:30
Mar. 19	at MTL	0-0,1/-2 13:15		DNP	MIN	0-0,1/-1 12:13	0-0,6/-1 14:57	DNP	0-0,4/-1 22:26
Mar. 21	vs. NYR	0-0,0/-2 07:46		0-0,1/0 17:31	MIN	DNP	0-0,0/-2 04:38	0-1,0/0 22:24	0-0,1/0 25:58
Mar. 23	vs. CHI	0-0,0/0 09:18		0-0,1/0 14:48	MIN	DNP	0-0,1/0 11:18	0-1,6/1 19:59	0-0,9/-2 22:52
Mar. 26	vs. PIT	1-0(W),1/1 12:21		0-1,1/1 13:20	MIN	0-2,0/3 09:26	0-0,0/0 12:14	0-0,1/-2 20:16	0-1,2/2 24:44
Mar. 28	vs. NJ	0-0,0/0 10:34		0-0,4/0 12:06	MIN	0-0,0/0 10:15	1-0,1/1 12:19	0-0,1/1 22:21	1-0,3/1 24:34
Mar. 29	vs. BOS	0-0,0/0 12:07		DNP	MIN	0-0,0/0 10:07	0-1,2/1 14:36	0-0,0/-1 23:37	0-0,2/0 27:12
Mar. 31	at WSH	0-0,1/-2 13:12		DNP	MIN	0-0,0/-2 11:22	0-1,2/1 19:16	0-1,3/-1 19:55	0-0,1/-2 24:46
Apr. 2	at FLA	0-0,1/-2 12:43		DNP	MIN	0-0,0/-2 11:17	1-0,5/-3 13:37	0-0,1/-1 19:53	0-1,4/-2 22:38
Apr. 4	vs. PHI	0-0,0/-1 16:28		DNP	MIN	0-0,0/0 08:50	0-0,1/0 13:40	0-0,1/0 23:36	0-0,3/2 26:58
Apr. 6	at BUF	0-1,0/1 14:35		DNP	MIN	0-0,2/0 13:57	0-0,2/0 14:45	0-0,6/-1 20:56	0-0,6/-1 24:45
Apr. 7	at DET	0-0,0/0 09:48		DNP	MIN	0-0,0/-1 08:02	1-1,2/2 16:28	0-0,2/-1 18:24	0-1,5/1 25:02
Apr. 9	at PHI	0-0,1/0 12:16		DNP	MIN	0-0,1/0 08:10	0-0,1/0 14:12	0-1,3/1 20:48	0-0,2/1 25:40
Apr. 11	vs. DET	0-0,1/0 09:44		DNP	MIN	0-0,1/0 08:36	0-0,1/-1 15:08	0-0,6/-1 18:34	0-0,5/-1 24:25

Skaters: Goals-Assists (Game Winning) Shots / (+/-) TOI

# GAME BY GAME

Date	Opp.	SEMIN #28	BROWN #36	HILLEN #38	DWYER #39	BIEGA #41	HARRISON #44	LOWE #45	JORDAN #47
Oct. 10	vs. NYI	0-0,2/-2 18:46	0-0,1/1 10:05		0-0,0/-1 11:55	MIN	0-0,1/-2 19:30	MIN	MIN
Oct. 11	at NYI	0-2,4/0 19:05	0-0,2/0 11:18		0-0,1/0 12:36	MIN	0-0,1/0 12:55	MIN	MIN
Oct. 14	vs. BUF	0-0,0/0 19:25	0-0,1/-2 11:49		DNP	MIN	0-1,3/1 20:47	MIN	MIN
Oct. 16	at NYR	0-0,1/0 14:10	0-0,0/-1 05:18		INJ	MIN	0-0,3/0 26:00	MIN	MIN
Oct. 21	at WPG	0-0,2/-1 18:37	0-0,0/-1 04:59		INJ	MIN	0-0,1/0 18:53	MIN	MIN
Oct. 23	at CGY	0-0,2/-2 15:49	0-0,0/-1 12:48		INJ	MIN	DNP	MIN	MIN
Oct. 24	at EDM	0-0,1/-1 17:13	0-0,0/0 05:53		INJ	MIN	1-1,2/0 20:08	MIN	MIN
Oct. 28	at VAN	0-0,0/-1 16:33	MIN		INJ	MIN	DNP	MIN	MIN
Nov. 1	vs. ARI	DNP	MIN		0-0,1/0 15:03	MIN	0-0,0/0 20:29	MIN	MIN
Nov. 2	vs. LA	DNP	MIN		0-0,0/-1 11:41	MIN	0-0,0/-1 13:51	MIN	MIN
Nov. 4	at CBJ	0-0,0/0 12:28	MIN		0-0,0/1 13:31	MIN	0-0,2/0 15:47	MIN	MIN
Nov. 7	vs. CBJ	0-1,2/1 14:58	MIN		0-0,0/0 10:48	MIN	0-0,1/-1 16:25	MIN	MIN
Nov. 8	at WSH	0-1,2/-1 19:36	MIN		0-0,2/0 12:00	MIN	0-0,2/0 16:07	MIN	MIN
Nov. 10	vs. CGY	0-1,0/2 17:53	MIN		0-0,0/0 09:15	MIN	0-0,0/2 18:49	MIN	MIN
Nov. 13	vs. WPG	0-0,0/-1 16:31	MIN		0-0,1/-1 11:33	MIN	0-0,1/-1 16:06	MIN	MIN
Nov. 15	at BOS	DNP	MIN		0-0,1/0 09:12	MIN	DNP	MIN	MIN
Nov. 16	vs. SJ	DNP	MIN		0-0,1/0 12:08	MIN	DNP	MIN	MIN
Nov. 18	at DAL	0-0,1/-1 10:52	MIN		1-0,1/2 12:10	MIN	DNP	MIN	MIN
Nov. 20	at LA	DNP	MIN		0-0,1/0 14:38	MIN	0-0,1/-1 15:56	MIN	MIN
Nov. 22	at COL	0-0,1/0 13:08	MIN		0-0,1/-1 12:18	MIN	DNP	MIN	MIN
Nov. 26	at FLA	0-0,3/0 19:42	MIN		0-0,0/0 10:02	MIN	DNP	MIN	0-0,0/0 14:59
Nov. 28	at PIT	0-0,1/0 16:15	MIN		1-0,1/1 07:31	MIN	0-0,1/0 12:12	MIN	0-0,0/0 11:16
Nov. 29	vs. PIT	0-0,0/-1 14:49	MIN		0-0,3/0 08:27	MIN	0-0,0/-1 04:06	MIN	0-0,2/0 14:00
Dec. 2	vs. NSH	0-0,0/0 15:08	MIN		0-0,0/0 11:50	MIN	DNP	MIN	0-0,1/0 16:48
Dec. 4	vs. WSH	1-0,5/0 16:00	MIN		0-0,1/-1 12:06	MIN	0-1,1/1 16:43	MIN	0-0,2/-2 16:20
Dec. 7	vs. DET	0-0,0/-1 17:14	MIN		0-0,2/-1 08:24	MIN	DNP	MIN	0-0,2/0 16:20
Dec. 8	vs. NJ	DNP	MIN		0-0,4/-1 11:50	MIN	0-0,1/0 12:29	MIN	0-0,0/0 14:14
Dec. 11	at TB	INJ	MIN		0-0,1/0 13:40	MIN	DNP	MIN	0-0,0/0 14:33
Dec. 13	at PHI	INJ	MIN		0-0,2/-1 15:07	MIN	0-0,0/0 13:58	MIN	0-0,1/0 15:59
Dec. 16	at MTL	INJ	MIN		0-0,1/0 15:44	MIN	0-0,2/-2 18:49	MIN	0-0,0/-2 15:21
Dec. 18	vs. TOR	INJ	MIN		0-1,1/0 15:31	MIN	DNP	MIN	0-0,3/0 17:36
Dec. 20	vs. NYR	INJ	MIN		0-0,1/0 16:28	MIN	To WPG	MIN	0-0,0/1 14:18
Dec. 21	at NYR	0-0,1/0 16:18	MIN		0-0,0/0 15:34	MIN		MIN	DNP
Dec. 23	at NJ	DNP	MIN		0-1,0/1 19:32	MIN		MIN	0-0,1/-1 12:14
Dec. 27	at TB	DNP	MIN		0-0,0/-2 17:02	MIN		MIN	0-0,1/-1 09:13
Dec. 29	vs. MTL	DNP	MIN		0-0,1/0 11:02	MIN		MIN	0-0,0/-2 20:54
Dec. 31	at PIT	DNP	MIN		0-0,1/-1 14:27	MIN		MIN	0-0,0/0 12:07
Jan. 2	vs. PHI	DNP	MIN		0-0,2/0 15:25	MIN		MIN	DNP
Jan. 4	vs. BOS	DNP	MIN		1-0,1/0 11:37	MIN		MIN	DNP
Jan. 6	at NSH	DNP	MIN		0-0,0/0 12:06	MIN		MIN	DNP
Jan. 8	vs. BUF	0-1,1/2 14:58	MIN		0-0,1/-2 14:26	MIN		MIN	MIN
Jan. 10	at STL	0-1,0/1 17:18	MIN		0-0,2/0 12:39	MIN		MIN	MIN
Jan. 13	vs. COL	0-0,1/-1 17:54	MIN		1-0,3/1 10:33	MIN		MIN	MIN
Jan. 16	vs. VAN	0-0,3/0 17:30	MIN		0-0,2/0 12:25	MIN		MIN	MIN
Jan. 17	at OTT	DNP	MIN		0-1,0/0 15:58	MIN		MIN	MIN
Jan. 19	at TOR	DNP	MIN		0-1,1/1 14:54	MIN		MIN	MIN
Jan. 27	vs. TB	DNP	MIN		0-0,0/0 13:24	MIN		MIN	MIN
Jan. 30	vs. STL	DNP	MIN		0-0,0/1 17:07	MIN		MIN	MIN
Jan. 31	at NYR	0-0,2/-1 17:01	MIN		0-1,0/0 11:17	MIN		MIN	MIN
Feb. 3	at ANA	1-0,1/0 14:11	MIN		0-0,1/-1 15:08	MIN		MIN	MIN
Feb. 5	at ARI	0-0,3/0 17:16	MIN		0-0,1/0 13:44	MIN		MIN	MIN
Feb. 7	at SJ	0-1,0/0 15:04	MIN		0-0,1/0 13:33	MIN		MIN	MIN
Feb. 12	vs. ANA	0-1,0/0 13:20	MIN		0-0,1/0 12:22	MIN		MIN	MIN
Feb. 14	at MIN	0-0,0/-1 13:46	MIN		0-0,2/-1 14:41	MIN		MIN	0-1,3/1 17:58
Feb. 16	at OTT	DNP	MIN		0-1,0/1 12:40	MIN		MIN	1-1,3/1 17:52
Feb. 17	vs. NYI	DNP	MIN		0-0,1/0 14:20	MIN		MIN	0-0,1/-1 17:13
Feb. 20	vs. TOR	0-0,0/0 16:03	MIN		DNP	MIN		MIN	MIN
Feb. 21	at NJ	0-1,2/0 16:14	MIN		0-0,2/0 12:57	MIN		MIN	0-0,1/-2 16:15
Feb. 24	vs. PHI	0-2,7/1 13:49	MIN		0-0,0/1 13:27	MIN		MIN	0-0,2/0 15:13
Feb. 27	vs. WSH	0-0,3/0 17:50	MIN		0-0,1/0 10:44	MIN		MIN	0-0,4/1 17:20
Feb. 28	at NYI	0-0,5/-2 17:16	MIN	0-0,2/0 17:18	DNP	MIN		MIN	1-0,1/0 16:05
Mar. 2	at CHI	1-0,4/-1 19:44	MIN	0-0,1/-2 17:27	DNP	MIN		MIN	0-0,2/-1 17:01
Mar. 6	vs. MIN	0-0,2/1 16:06	MIN	0-0,1/0 21:02	0-0,0/-1 12:11	MIN		MIN	DNP
Mar. 8	vs. EDM	1-0,4/0 15:59	MIN	DNP	0-0,2/0 14:43	MIN		MIN	0-1,0/2 15:25
Mar. 10	vs. CBJ	0-0,1/0 13:56	MIN	DNP	0-0,1/0 14:58	MIN		MIN	0-0,3/0 17:48
Mar. 12	vs. DAL	0-0,1/-1 20:33	MIN	DNP	0-0,2/-1 10:52	MIN		MIN	0-1,0/1 18:29
Mar. 14	vs. FLA	0-0,0/0 09:20	MIN	DNP	DNP	MIN		MIN	0-0,2/0 17:53
Mar. 15	at CBJ	0-0,2/0 10:23	MIN	DNP	0-1,0/1 14:03	MIN		MIN	0-0,1/0 15:48
Mar. 17	vs. OTT	0-0,1/1 12:35	MIN	DNP	0-0,3/-1 11:57	MIN		MIN	0-0,1/0 17:25
Mar. 19	at MTL	0-0,2/0 15:44	MIN	DNP	0-0,1/-1 12:54	0-0,0/-2 14:26		MIN	0-0,1/-1 18:15
Mar. 21	vs. NYR	0-0,0/0 17:44	MIN	DNP	0-0,2/-2 05:37	0-1,0/0 13:41		MIN	DNP
Mar. 23	vs. CHI	0-0,1/0 13:29	MIN	DNP	0-0,2/0 15:46	0-0,0/1 19:45		MIN	0-0,0/-1 16:29
Mar. 26	vs. PIT	1-0,2/1 13:08	MIN	DNP	DNP	0-0,1/-2 15:13		MIN	0-0,0/2 17:16
Mar. 28	vs. NJ	DNP	MIN	DNP	0-0,1/0 10:39	0-0,1/0 15:47		MIN	0-0,1/1 16:13
Mar. 29	vs. BOS	0-0,2/-1 15:13	MIN	DNP	0-0,1/0 12:43	0-1,1/0 14:24		MIN	DNP
Mar. 31	at WSH	0-1,2/0 15:24	MIN	DNP	0-0,2/-2 12:07	0-0,0/2 16:51		MIN	DNP
Apr. 2	at FLA	0-0,1/0 16:59	MIN	DNP	0-0,4/-2 12:00	0-0,2/-2 18:05		MIN	0-0,0/-2 18:31
Apr. 4	vs. PHI	0-0,0/-1 14:31	MIN	DNP	0-0,3/0 12:04	0-0,1/-1 18:06		MIN	0-0,1/-1 15:39
Apr. 6	at BUF	1-0,8/1 17:44	MIN	DNP	1-0,1/1 14:11	0-0,1/-1 15:07		MIN	0-0,4/0 14:50
Apr. 7	at DET	0-0,3/0 19:27	MIN	DNP	0-0,0/0 09:13	DNP		MIN	0-0,0/0 14:45
Apr. 9	at PHI	0-0,0/0 15:54	MIN	DNP	0-0,1/1 11:52	MIN		0-0,0/-1 12:09	DNP
Apr. 11	vs. DET	0-0,1/0 13:46	MIN	DNP	0-0,0/0 10:31	MIN		0-0,0/-1 15:32	DNP

Skaters: Goals-Assists (Game Winning) Shots / (+/-) TOI



Date	Opp.	SUTTER #48	RASK #49	SHUGG #52	SKINNER #53	WOODS #56	RISSANEN #62	HAINSEY #65	BELLEMORE #73
Oct. 10	vs. NYI	MIN	0-0,2/-1 13:58	MIN	INJ	MIN	MIN	0-0,1/-2 18:15	DNP
Oct. 11	at NYI	MIN	0-0,0/-1 17:19	MIN	INJ	MIN	MIN	DNP	DNP
Oct. 14	vs. BUF	MIN	0-0,1/0 20:13	MIN	INJ	MIN	MIN	0-0,1/0 20:54	DNP
Oct. 16	at NYR	0-0,0/-1 05:50	0-0,4/0 20:30	MIN	INJ	MIN	MIN	0-0,2/0 21:19	0-0,1/0 18:16
Oct. 21	at WPG	MIN	0-0,2/-2 15:47	MIN	0-0,5/-1 17:26	MIN	MIN	0-0,3/-1 14:40	0-0,1/-1 13:40
Oct. 23	at CGY	0-0,0/-1 11:52	0-0,1/-1 12:58	MIN	0-0,4/-3 14:18	MIN	MIN	0-0,0/-1 20:04	DNP
Oct. 24	at EDM	0-0,0/0 05:36	0-0,2/0 16:02	MIN	1-0,1/0 17:42	MIN	MIN	0-0,2/-2 21:38	0-0,1/-1 18:58
Oct. 28	at VAN	0-0,0/0 06:27	0-0,6/0 13:19	MIN	0-1,2/-1 17:07	MIN	MIN	0-0,1/-1 16:20	DNP
Nov. 1	vs. ARI	MIN	0-0,2/0 09:17	MIN	0-0,4/0 18:43	MIN	MIN	0-0,0/1 18:07	0-1,0/1 16:30
Nov. 2	vs. LA	MIN	1-0,3/1 13:44	MIN	0-0,3/0 18:41	MIN	MIN	0-0,1/0 19:39	0-0,0/0 18:33
Nov. 4	at CBJ	MIN	0-0,5/1 15:54	MIN	0-0,2/0 11:12	MIN	MIN	0-1,0/2 16:30	0-1,1/1 14:32
Nov. 7	vs. CBJ	MIN	1-1,3/1 16:28	MIN	1-0,5/1 19:46	MIN	MIN	0-0,0/1 21:41	0-0,2/0 12:52
Nov. 8	at WSH	MIN	0-1,4/0 15:27	MIN	0-1,0/0 17:03	MIN	MIN	0-0,0/0 23:28	0-0,0/-1 12:13
Nov. 10	vs. CGY	MIN	0-0,2/0 14:46	MIN	1-1,7/2 17:33	MIN	MIN	0-0,0/0 20:26	DNP
Nov. 13	vs. WPG	MIN	0-0,0/-3 14:20	MIN	0-0,4/-1 16:36	MIN	MIN	0-0,1/0 19:46	DNP
Nov. 15	at BOS	MIN	0-0,2/0 15:27	MIN	0-0,3/0 15:09	MIN	MIN	0-0,2/-1 21:50	0-0,1/-1 15:14
Nov. 16	vs. SJ	MIN	0-0,4/0 14:40	MIN	0-0,5/-1 18:15	MIN	MIN	0-0,1/-1 19:29	0-0,1/0 14:38
Nov. 18	at DAL	MIN	1-0,2/-1 13:30	MIN	1-0,4/-2 13:22	MIN	MIN	0-0,3/-1 22:25	0-0,0/1 19:19
Nov. 20	at LA	MIN	0-0,1/0 11:27	MIN	1-1,3/1 18:44	MIN	MIN	0-0,1/1 21:33	0-1,0/1 17:17
Nov. 22	at COL	MIN	0-0,2/-1 12:01	MIN	0-2,2/1 12:57	MIN	MIN	0-0,0/-2 24:09	0-0,0/1 03:07
Nov. 26	at FLA	MIN	0-0,3/0 17:13	MIN	0-0,5/0 18:45	MIN	MIN	0-0,1/0 18:59	INJ
Nov. 28	at PIT	MIN	0-1,0/-1 13:50	MIN	0-0,1/-1 18:36	MIN	MIN	0-0,2/2 20:24	INJ
Nov. 29	vs. PIT	MIN	0-2,1/0 16:56	MIN	0-0,5/0 20:34	MIN	MIN	0-0,0/-1 19:07	INJ
Dec. 2	vs. NSH	MIN	1-0(W),3/2 15:20	MIN	1-1,2/2 16:44	MIN	MIN	0-0,0/1 20:49	INJ
Dec. 4	vs. WSH	MIN	0-0,1/0 13:24	MIN	0-0,2/0 16:07	MIN	MIN	0-0,1/-2 22:00	INJ
Dec. 7	vs. DET	MIN	0-0,5/0 17:29	MIN	0-0,10/0 17:59	MIN	MIN	0-0,1/1 21:00	INJ
Dec. 8	vs. NJ	MIN	0-0,4/1 19:34	MIN	0-0,5/0 16:47	MIN	MIN	0-1,2/0 15:36	INJ
Dec. 11	at TB	MIN	0-0,1/0 15:18	MIN	0-0,2/0 18:23	MIN	MIN	0-0,1/-1 18:25	INJ
Dec. 13	at PHI	MIN	0-0,2/-2 15:49	MIN	0-1,1/0 19:37	MIN	MIN	0-0,1/-1 14:35	DNP
Dec. 16	at MTL	MIN	0-0,2/-1 17:24	0-0,0/0 05:11	1-0,5/-1 19:05	MIN	MIN	0-0,2/-2 22:16	DNP
Dec. 18	vs. TOR	MIN	0-0,2/0 17:17	0-0,3/0 06:52	0-0,3/0 17:35	MIN	MIN	0-1,0/1 20:17	0-0,0/1 15:06
Dec. 20	vs. NYR	MIN	0-0,2/1 22:18	0-0,0/0 05:02	1-0,5/1 23:56	MIN	MIN	0-0,0/-1 25:19	0-0,1/-1 19:48
Dec. 21	at NYR	MIN	0-0,0/-1 14:40	MIN	0-0,2/-1 14:50	MIN	MIN	0-0,1/0 22:25	0-0,0/0 16:54
Dec. 23	at NJ	MIN	0-0,2/0 20:55	MIN	0-0,2/0 21:14	0-0,1/-1 06:10	MIN	1-0,2/1 18:00	DNP
Dec. 27	at TB	MIN	0-0,4/0 17:01	MIN	0-0,0/0 14:15	0-0,2/0 05:54	MIN	0-0,1/0 22:39	DNP
Dec. 29	vs. MTL	MIN	0-0,3/-2 17:19	MIN	0-0,4/-3 16:26	MIN	MIN	0-0,0/-1 21:16	0-0,0/-1 14:51
Dec. 31	at PIT	MIN	0-0,1/-1 17:35	MIN	0-0,2/-1 16:53	MIN	MIN	0-0,0/-1 21:30	0-0,2/0 15:15
Jan. 2	vs. PHI	MIN	0-0,2/0 17:23	MIN	DNP	MIN	MIN	0-0,0/0 19:50	0-0,1/1 15:03
Jan. 4	vs. BOS	MIN	0-0,4/0 20:50	MIN	0-0,1/0 15:33	MIN	MIN	0-0,0/0 23:02	0-0,1/0 17:05
Jan. 6	at NSH	MIN	0-1,1/-1 17:36	MIN	0-0,1/-1 17:45	MIN	MIN	0-0,1/-1 21:36	0-0,0/0 13:13
Jan. 8	vs. BUF	MIN	1-0,2/1 15:26	MIN	1-0,3/2 13:50	MIN	MIN	0-1,0/0 22:45	DNP
Jan. 10	at STL	MIN	1-1,4/1 17:16	MIN	1-1,2/1 16:07	MIN	MIN	0-0,0/3 26:07	0-0,0/0 19:28
Jan. 13	vs. COL	MIN	0-0,2/-1 17:19	MIN	0-0,3/-1 16:14	MIN	MIN	0-0,1/-1 21:18	DNP
Jan. 16	vs. VAN	MIN	0-0,1/-2 15:39	MIN	0-0,1/0 14:04	MIN	MIN	0-0,6/0 20:46	DNP
Jan. 17	at OTT	MIN	0-1,2/2 14:44	MIN	0-0,3/-1 12:56	MIN	MIN	0-0,0/0 22:33	0-0,2/0 17:32
Jan. 19	at TOR	MIN	0-1,0/2 13:17	MIN	0-0,1/1 14:10	MIN	MIN	0-0,0/3 21:58	0-0,0/1 17:11
Jan. 27	vs. TB	MIN	0-0,0/-1 14:08	MIN	0-0,2/0 14:24	MIN	MIN	0-0,0/0 18:46	0-1,0/0 13:06
Jan. 30	vs. STL	MIN	0-0,2/0 17:36	MIN	0-0,3/-1 15:10	MIN	MIN	0-0,0/-1 21:03	0-0,0/0 16:58
Jan. 31	at NYR	MIN	0-0,1/-3 15:34	MIN	0-0,3/-1 15:35	MIN	MIN	0-0,0/0 21:14	DNP
Feb. 3	at ANA	MIN	0-1,0/0 15:14	MIN	0-0,1/-2 11:45	MIN	MIN	0-0,0/-2 20:57	DNP
Feb. 5	at ARI	MIN	1-0,3/0 17:56	MIN	0-0,4/0 15:58	MIN	MIN	0-1,1/1 20:45	DNP
Feb. 7	at SJ	MIN	1-0(W),2/1 17:16	MIN	0-0,3/0 13:55	MIN	MIN	0-0,4/0 15:51	0-0,0/0 15:52
Feb. 12	vs. ANA	MIN	0-0,6/-2 17:42	MIN	1-0,7/-2 16:53	MIN	MIN	0-0,0/-2 17:44	0-0,0/-1 13:55
Feb. 14	at MIN	MIN	0-0,1/-2 12:05	MIN	1-0,3/-1 13:19	MIN	MIN	0-0,0/1 19:26	DNP
Feb. 16	at OTT	MIN	DNP	MIN	1-0,3/-2 14:01	MIN	MIN	0-1,2/-1 18:49	0-0,0/0 14:47
Feb. 17	vs. NYI	MIN	DNP	MIN	0-0,5/-1 13:00	MIN	MIN	0-0,1/-1 19:15	DNP
Feb. 20	vs. TOR	MIN	0-0,1/0 18:21	MIN	0-0,2/0 14:45	MIN	MIN	0-0,0/0 20:56	0-0,0/0 14:05
Feb. 21	at NJ	MIN	0-0,2/-1 14:15	MIN	1-0,6/0 15:03	MIN	MIN	0-0,0/0 18:42	0-0,0/1 17:26
Feb. 24	vs. PHI	MIN	0-0,2/-1 17:36	MIN	1-0(W),2/1 12:24	MIN	MIN	0-0,0/0 21:04	0-1,0/0 16:45
Feb. 27	vs. WSH	MIN	0-1,2/2 15:48	MIN	1-0,5/1 13:16	MIN	MIN	0-0,2/1 23:22	1-0(W),1/1 13:07
Feb. 28	at NYI	MIN	0-1,1/0 21:27	MIN	0-1,3/-1 14:05	MIN	MIN	0-0,0/-2 21:10	0-0,2/2 16:50
Mar. 2	at CHI	MIN	0-0,0/0 14:48	MIN	0-0,1/-1 15:34	MIN	MIN	0-0,3/-1 21:52	0-0,0/0 18:49
Mar. 6	vs. MIN	MIN	0-0,1/0 14:52	MIN	0-1,5/0 16:16	MIN	0-0,1/-2 16:01	0-0,1/-1 21:08	0-0,1/-1 15:51
Mar. 8	vs. EDM	MIN	0-2,1/2 16:43	MIN	2-0(W),4/0 14:06	MIN	0-0,2/-1 17:52	0-1,2/0 18:28	DNP
Mar. 10	vs. CBJ	MIN	1-0,3/0 17:48	MIN	0-0,2/0 14:18	MIN	0-0,0/0 22:26	0-0,4/1 22:02	0-0,0/0 21:23
Mar. 12	vs. DAL	MIN	1-2,3/3 15:29	MIN	0-0,1/-2 14:42	MIN	0-0,0/-2 15:44	0-0,0/-1 22:42	0-2,1/1 17:12
Mar. 14	vs. FLA	MIN	0-0,1/-1 17:45	MIN	0-0,4/0 14:26	MIN	0-0,0/0 12:53	0-0,0/0 23:34	0-0,0/0 17:40
Mar. 15	at CBJ	MIN	0-1,1/0 16:40	MIN	0-0,4/0 11:36	MIN	0-0,0/0 04:56	1-0,1/1 26:11	0-1,0/1 16:22
Mar. 17	vs. OTT	MIN	0-0,3/0 18:25	MIN	0-1,3/1 16:32	MIN	INJ	0-0,2/0 24:51	0-0,1/0 17:53
Mar. 19	at MTL	MIN	0-0,4/-1 15:29	MIN	0-0,2/-2 14:21	MIN	INJ	0-0,1/-1 24:14	0-0,1/-1 21:57
Mar. 21	vs. NYR	MIN	0-1,6/1 20:57	MIN	0-0,2/0 19:13	MIN	INJ	0-0,5/0 25:15	0-0,0/-1 19:24
Mar. 23	vs. CHI	MIN	1-0,3/-1 18:23	MIN	0-0,3/-1 15:53	MIN	INJ	0-0,1/-1 23:16	DNP
Mar. 26	vs. PIT	MIN	0-1,2/1 16:16	MIN	0-0,3/-1 15:10	MIN	INJ	0-0,0/2 22:05	DNP
Mar. 28	vs. NJ	MIN	0-1,3/1 17:09	MIN	0-1,3/1 16:50	MIN	INJ	0-0,1/1 19:36	DNP
Mar. 29	vs. BOS	MIN	0-0,5/-1 20:54	MIN	0-0,1/0 17:09	MIN	INJ	0-0,0/0 23:10	0-0,1/0 19:17
Mar. 31	at WSH	MIN	0-0,1/-1 13:33	MIN	0-0,3/-1 14:09	MIN	INJ	0-0,0/-1 23:20	0-0,0/-3 14:18
Apr. 2	at FLA	MIN	0-0,2/-2 16:06	MIN	0-0,2/0 18:46	MIN	INJ	0-0,2/-3 18:57	DNP
Apr. 4	vs. PHI	MIN	0-0,1/0 18:56	MIN	0-0,2/-1 17:22	MIN	INJ	0-0,0/2 22:50	DNP
Apr. 6	at BUF	MIN	0-0,4/0 15:56	MIN	0-0,3/0 14:54	MIN	INJ	0-0,0/-2 21:18	0-0,1/1 20:35
Apr. 7	at DET	MIN	0-2,1/2 17:34	MIN	0-0,5/-1 18:14	MIN	INJ	0-0,2/0 23:12	0-0,0/-1 18:17
Apr. 9	at PHI	MIN	0-0,2/0 16:12	MIN	0-0,2/0 14:55	MIN	INJ	0-1,3/1 21:11	1-0,1/0 18:02
Apr. 11	vs. DET	MIN	0-0,0/-1 16:04	MIN	0-0,3/0 14:44	MIN	INJ	0-0,3/0 23:49	0-0,1/0 16:03

Skaters: Goals-Assists (Game Winning) Shots / (+/-) TOI

# GAME BY GAME

Date	Opp.	WARD #30	KHUTOBIN #31	MacINTYRE #35
Oct. 10	vs. NYI	5/26 L 58:36	DND	MIN
Oct. 11	at NYI	DND	4/31 L 58:26	MIN
Oct. 14	vs. BUF	3/26 O 65:00	DND	MIN
Oct. 16	at NYR	DND	1/34 O 64:55	MIN
Oct. 21	at WPG	DND	3/26 L 58:14	MIN
Oct. 23	at CGY	5/24 L 60:00	DND	MIN
Oct. 24	at EDM	DND	5/28 L 59:03	MIN
Oct. 28	at VAN	3/24 L 59:12	DND	MIN
Nov. 1	vs. ARI	0/25 W 59:48	DND	MIN
Nov. 2	vs. LA	2/32 W 60:00	DND	MIN
Nov. 4	at CBJ	2/19 W 59:25	DND	MIN
Nov. 7	vs. CBJ	2/31 W 64:22	DND	MIN
Nov. 8	at WSH	DND	4/39 O 64:46	MIN
Nov. 10	vs. CGY	1/23 W 60:00	DND	MIN
Nov. 13	vs. WPG	2/36 L 58:39	DND	MIN
Nov. 15	at BOS	2/25 L 58:04	DND	MIN
Nov. 16	vs. SJ	DND	1/18 L 58:56	MIN
Nov. 18	at DAL	4/27 W 59:44	DND	MIN
Nov. 20	at LA	3/39 L 58:04	DND	MIN
Nov. 22	at COL	4/35 L 58:39	DND	MIN
Nov. 26	at FLA	1/28 L 58:20	DND	MIN
Nov. 28	at PIT	2/22 W 60:00	DND	MIN
Nov. 29	vs. PIT	DND	3/33 L 58:31	MIN
Dec. 2	vs. NSH	1/33 W 60:00	DND	MIN
Dec. 4	vs. WSH	INJ	2/28 L 57:03	DND
Dec. 7	vs. DET	3/22 L 57:50	DND	MIN
Dec. 8	vs. NJ	2/16 L 57:52	DND	MIN
Dec. 11	at TB	2/27 L 59:44	DND	MIN
Dec. 13	at PHI	DND	5/23 L 60:00	MIN
Dec. 16	at MTL	4/29 L 60:00	DND	MIN
Dec. 18	vs. TOR	1/26 W 60:00	DND	MIN
Dec. 20	vs. NYR	2/34 O 65:00	DND	MIN
Dec. 21	at NYR	DND	1/31 L 58:28	MIN
Dec. 23	at NJ	DND	1/19 W 64:58	MIN
Dec. 27	at TB	2/38 L 58:08	DND	MIN
Dec. 29	vs. MTL	2/18 L 58:38	DND	MIN
Dec. 31	at PIT	2/39 L 58:59	DND	MIN
Jan. 2	vs. PHI	1/24 W 60:00	DND	MIN
Jan. 4	vs. BOS	DND	1/20 W 65:00	MIN
Jan. 6	at NSH	3/26 L 58:24	DND	MIN
Jan. 8	vs. BUF	2/20 W 60:00	DND	MIN
Jan. 10	at STL	4/35 O 65:00	DND	MIN
Jan. 13	vs. COL	DND	2/30 W 65:00	MIN
Jan. 16	vs. VAN	3/13 L 40:00	0/4 20:00	MIN
Jan. 17	at OTT	DND	2/32 W 60:00	MIN
Jan. 19	at TOR	DND	1/35 W 59:39	MIN
Jan. 27	vs. TB	DND	2/30 W 60:00	MIN
Jan. 30	vs. STL	0/29 O 61:35	2/3 03:25	MIN
Jan. 31	at NYR	4/37 L 60:00	DND	MIN
Feb. 3	at ANA	DND	5/31 O 60:45	MIN
Feb. 5	at ARI	1/29 W 65:00	DND	MIN
Feb. 7	at SJ	4/27 W 60:00	DND	MIN
Feb. 12	vs. ANA	2/17 L 58:24	DND	MIN
Feb. 14	at MIN	DND	5/23 L 58:44	MIN
Feb. 16	at OTT	3/32 W 59:56	DND	MIN
Feb. 17	vs. NYI	DND	3/29 L 59:28	MIN
Feb. 20	vs. TOR	1/24 W 60:00	DND	MIN
Feb. 21	at NJ	DND	3/19 L 55:05	MIN
Feb. 24	vs. PHI	1/24 W 60:00	DND	MIN
Feb. 27	vs. WSH	DND	0/28 W 60:00	MIN
Feb. 28	at NYI	3/24 W 60:00	DND	MIN
Mar. 2	at CHI	4/18 L 40:00	1/8 20:00	MIN
Mar. 6	vs. MIN	DND	3/19 L 59:44	MIN
Mar. 8	vs. EDM	4/20 W 60:00	DND	MIN
Mar. 10	vs. CBJ	3/32 O 65:00	DND	MIN
Mar. 12	vs. DAL	DND	4/31 L 58:55	MIN
Mar. 14	vs. FLA	1/21 L 57:28	DND	MIN
Mar. 15	at CBJ	DND	2/24 W 59:53	MIN
Mar. 17	vs. OTT	DND	2/33 O 64:46	MIN
Mar. 19	at MTL	DND	4/22 L 60:00	MIN
Mar. 21	vs. NYR	DND	2/29 O 65:00	MIN
Mar. 23	vs. CHI	DND	2/24 L 59:08	MIN
Mar. 26	vs. PIT	2/29 W 60:00	DND	MIN
Mar. 28	vs. NJ	1/22 W 60:00	DND	MIN
Mar. 29	vs. BOS	DND	2/30 O 64:20	MIN
Mar. 31	at WSH	4/20 L 60:00	DND	MIN
Apr. 2	at FLA	DND	6/35 L 60:00	MIN
Apr. 4	vs. PHI	2/23 W 64:42	DND	MIN
Apr. 6	at BUF	4/25 L 57:57	DND	MIN
Apr. 7	at DET	DND	3/25 L 58:09	MIN
Apr. 9	at PHI	1/28 W 59:53	DND	MIN
Apr. 11	vs. DET	1/28 L 58:20	DND	MIN

Goalies: Goals Allowed / Shots Decision Minutes Played

**SEPTEMBER 2014**

- 22 The Hurricanes returned forwards Clark Bishop, Brent Pedersen, and Sergey Tolchinsky; defensemen Tyler Ganly, Kyle Jenkins and Josh Wesley; as well as goaltender Alex Nedeljkovic, to their respective junior clubs.
- 27 Defensemen Trevor Carrick, Dennis Robertson and Keegan Lowe and goaltender Daniel Althshuler were assigned to the Charlotte Checkers. Forwards Ben Holmstrom, Justin Shugg, Greg Nemisz and Jared Staal will be assigned to Charlotte pending waivers. Forward Kyle Hagel, who has an AHL contract with Charlotte, has also been released from the Hurricanes' camp.
- 27 The Hurricanes added forward Chad LaRose to the training camp roster on a professional tryout.

**OCTOBER 2014**

- 2 Forwards Phil Di Giuseppe, Brock McGinn, Carter Sandlak, Brody Sutter and Brendan Woods, as well as defenseman Danny Biega, will join the Charlotte Checkers training camp immediately. Goaltender Drew MacIntyre and defensemen Michal Jordan and Rasmus Rissanen will join Charlotte's camp pending waivers. Defenseman Haydn Fleury, the team's 2014 first-round (7th overall) draft choice, will join his junior club, the Red Deer Rebels of the Western Hockey League (WHL).
- 2 Placed Jordan Staal on injured reserve, retroactive to Sept. 23
- 4 Assigned Patrick Brown to Charlotte (AHL)
- 6 Assigned Chad LaRose and Zach Boychuk to Charlotte (AHL)
- 6 Recalled Patrick Brown from Charlotte (AHL)
- 12 Recalled Zach Boychuk from Charlotte (AHL)
- 12 Placed Jeff Skinner on injured reserve, retroactive to Oct. 5
- 15 Placed Patrick Dwyer on injured reserve, retroactive to Oct. 11
- 15 Recalled Brody Sutter from Charlotte (AHL)
- 17 Assigned Patrick Brown and Brody Sutter to Charlotte (AHL)
- 19 Recalled Patrick Brown from Charlotte (AHL)
- 22 Placed Eric Staal on injured reserve, retroactive to Oct. 11
- 22 Recalled Brody Sutter from Charlotte (AHL)
- 28 Activated Eric Staal from injured reserve
- 28 Assigned Patrick Brown to Charlotte (AHL)
- 28 Assigned Brody Sutter and Ryan Murphy to Charlotte (AHL)

**NOVEMBER 2014**

- 1 Activated Patrick Dwyer from injured reserve
- 10 Recalled defenseman Michal Jordan from Charlotte (AHL)
- 11 Assigned Michal Jordan to Charlotte (AHL)
- 20 Claimed Andrej Nestrasil on waivers from the Detroit Red Wings
- 25 Recalled defenseman Michal Jordan from Charlotte (AHL)
- 25 Placed defenseman Brett Bellemore on injured reserve, retroactive to Nov. 22
- 25 Assigned Chris Terry to Charlotte (AHL) for a conditioning stint

**DECEMBER 2014**

- 4 Recalled goaltender Drew MacIntyre from Charlotte (AHL)
- 5 Assigned Drew MacIntyre to Charlotte (AHL)
- 7 Activated Chris Terry from Charlotte (AHL) conditioning stint
- 11 Activated defenseman Brett Bellemore from injured reserve
- 11 Placed forward Alexander Semin on injured reserve, retroactive to Dec. 7
- 15 Placed forward Andrej Nestrasil on injured reserve, retroactive to Dec. 8
- 15 Recalled forward Justin Shugg from Charlotte (AHL)
- 18 Traded defenseman Jay Harrison to Winnipeg in exchange for Ottawa's 2015 sixth-round draft pick
- 20 Activated forward Alexander Semin from injured reserve
- 20 Assigned forward Justin Shugg to Charlotte (AHL)
- 22 Recalled forward Brendan Woods from Charlotte (AHL)
- 23 Assigned forward Brendan Woods to Charlotte (AHL)
- 26 Recalled forward Brendan Woods from Charlotte (AHL)
- 28 Assigned forward Brendan Woods to Charlotte (AHL)
- 29 Activated forward Jordan Staal from injured reserve
- 30 Recalled defenseman Ryan Murphy from Charlotte (AHL)
- 30 Placed defenseman John-Michael Liles on injured reserve, retroactive to Dec. 27

**JANUARY 2015**

- 8 Activated defenseman John-Michael Liles from injured reserve
- 8 Assigned forward Zach Boychuk to Charlotte (AHL)
- 8 Assigned defenseman Michal Jordan to Charlotte (AHL)
- 8 Assigned forward Andrej Nestrasil to Charlotte (AHL) on a conditioning stint
- 14 Recalled forward Andrej Nestrasil from Charlotte (AHL) conditioning stint
- 20 Assigned defenseman Ryan Murphy to Charlotte (AHL)
- 27 Recalled defenseman Ryan Murphy from Charlotte (AHL)

**FEBRUARY 2015**

- 10 Placed defenseman Ryan Murphy on injured reserve, retroactive to Feb. 5
- 13 Recalled defenseman Michal Jordan from Charlotte (AHL)
- 19 Assigned defenseman Michal Jordan to Charlotte (AHL)
- 21 Recalled defenseman Michal Jordan from Charlotte (AHL)
- 25 The Hurricanes acquired a third-round selection in the 2016 NHL Draft and either a fifth- or sixth-round pick in the 2015 NHL Draft from the Winnipeg Jets in exchange for forward Jiri Tlustý.
- 25 The Hurricanes acquired defenseman Roland McKeown and a first-round draft pick from the Los Angeles Kings in exchange for defenseman Andrej Sekera.
- 28 The Hurricanes acquired defenseman Jack Hillen and a fourth-round pick in the 2015 NHL Draft from the Washington Capitals in exchange for defenseman Tim Gleason.

**MARCH 2015**

- 1 The Hurricanes and forward Jay McClement agreed on a two-year extension.
- 2 Recalled defenseman Rasmus Rissanen from Charlotte (AHL)
- 6 Activated defenseman Ryan Murphy from injured reserve
- 18 Recalled defenseman Danny Biega from Charlotte (AHL)
- 22 Signed with goaltender Rasmus Tirronen on a one-year, entry-level contract
- 27 Signed with defenseman Brett Pesce on a three-year, entry-level contract
- 27 Signed with goaltender Alex Nedeljkovic on a three-year, entry-level contract

**APRIL 2015**

- 1 Signed with defenseman Roland McKeown on a three-year, entry-level contract
- 8 Recalled defenseman Keegan Lowe from Charlotte (AHL)
- 8 Assigned defenseman Danny Biega to Charlotte (AHL)
- 12 Assigned defenseman Keegan Lowe to Charlotte (AHL)
- 30 Team announced it would not renew contract of AHL Head Coach Jeff Daniels.

**MAY 2015**

- 29 Signed goaltender Drew MacIntyre on a one-year, two-way contract.

**JUNE 2015**

- 1 Signed defenseman Tyler Ganly to a three-year, entry-level contract
- 11 Signed forward Lucas Wallmark to a three-year, entry-level contract
- 15 Signed center Derek Ryan to a one-year, two-way contract
- 18 Signed defenseman Michal Jordan to a one-year contract
- 25 Signed Chris Terry to a one-year contract
- 27 Acquired goaltender Eddie Lack from Vancouver in exchange for Carolina's 2015 third-round (66th overall) pick, and Carolina's 2016 seventh-round pick
- 27 Acquired defenseman James Wisniewski from Anaheim in exchange for goaltender Anton Khudobin
- 29 Agreed to terms with forward Andrej Nestrasil on a two-year contract.

**JULY 2015**

- 1 Signed center Riley Nash to a one-year contract
- 1 Signed defenseman Rasmus Rissanen to a one-year, two-way contract
- 1 Signed defenseman Jaccob Slavin to a three-year, entry-level contract
- 1 Bought out the remainder of forward Alexander Semin's contract
- 1 Signed forward T.J. Hensick to a one-year, two-way contract
- 3 Named Mark Morris as head coach of the Charlotte Checkers (AHL)
- 7 Signed forward Zach Boychuk to a one-year, two-way contract
- 11 Signed defenseman Noah Hanifin to a three-year, entry-level contract
- 12 Signed forward Justin Shugg to a one-year, two-way contract
- 15 Signed with center Brody Sutter to a one-year, two-way contract

**AUGUST 2015**

- 27 Signed forward Elias Lindholm to a two-year contract extension
- 31 Named Mark Craig, Jeff Daniels and Ray Whitney to the pro scouting staff, and named Don Eland to amateur scouting staff

**SEPTEMBER 2015**

- 11 Acquired forwards Kris Versteeg and Joakim Nordstrom and Chicago's third-round pick in 2017 from Chicago in exchange for defensemen Dennis Robertson and Jake Massie and Carolina's fifth-round pick in 2017.

# TRADES AND ACQUISITIONS

## 1979

APRIL 22	Named Don Blackburn head coach.
JUNE 22	Claimed Maynard Schurman from the Philadelphia Flyers and Al Sims from the Boston Bruins in NHL Expansion Draft; Selected Bob Stephenson in WHA Dispersal Draft.
AUGUST 28	Signed Chuck Luksa as a free agent.
SEPTEMBER 20	Signed Ken Holland as a free agent.
NOVEMBER 2	Signed Greg Carroll as a free agent.
DECEMBER 27	Signed Larry Giroux as a free agent.
DECEMBER 28	Acquired Pat Boutette from the Toronto Maple Leafs for Bob Stephenson.

## 1980

JANUARY 17	Obtained Tom Rowe from Washington Capitals for Alan Hangsleben.
FEBRUARY 27	Acquired Bobby Hull from Winnipeg Jets for future considerations.
JUNE 4	Gordie Howe retired and became director of player development.
JUNE 5	Obtained Rick Meagher from Montreal Canadiens for 1981 third and fifth round draft picks (Paul McDermid, Don Bourbonnais) for Montreal's third and fifth picks in the same draft (Dreter Hegen, Steve Rooney).
JUNE 15	Acquired Mike Veisor from Chicago Blackhawks for a second-round 1981 draft pick (Kevin Griffin).
AUGUST 30	Signed Glenn Merkosky as a free agent.
DECEMBER 5	Acquired Norm Barnes and Jack McIlhargey from Philadelphia Flyers for a 1982 second-round draft choice (later transferred to Toronto, Peter Ihnacek).
DECEMBER 16	Obtained Mike Fidler from Minnesota North Stars for Gordie Roberts.

## 1981

JANUARY 15	Acquired a 1981 fifth-round draft pick (Bill Maguire) from the New York Rangers for Nick Fotiu.
FEBRUARY 20	Acquired Gilles Lupien from Pittsburgh Penguins for a 1981 sixth-round draft pick (Paul Edwards); Don Blackburn fired as head coach; Named assistant coach Larry Pleau as interim head coach (interim dropped on March 9).
FEBRUARY 22	Captain Rick Ley retires due to a knee injury and becomes assistant coach.
MARCH 3	Signed Ross Yates as a free agent.
APRIL 1	Named Larry Pleau director of hockey operations.
APRIL 2	Signed Dan Fridgen as a free agent.
MAY 15	Signed Jeff Brownschidle as a free agent.
JUNE 15	Signed Greg Millen as a free agent from the Pittsburgh Penguins. Pat Boutette and Kevin McClelland later sent to Pittsburgh as compensation.
JULY 3	Acquired Rick MacLeish, Don Gillen, Blake Wesley, along with a first-round pick (Paul Lawless), a second-round pick (Mark Paterson) and a third round pick (Kevin Dineen) in 1982 draft from Philadelphia Flyers for Fred Arthur, Ray Allison, a first-round pick (Ron Sutter) and a third-round pick (Miroslav Dvorak) in 1982.
OCTOBER 2	Obtained Gary Howatt from New York Islanders for a fifth-round 1983 draft pick (Bob Caulfield); Obtained Doug Sullivan, Chris Kotsopoulos and Gerry McDonald from the New York Rangers for Mike Rogers and a 10th-round 1982 pick (Simo Saarinen).
OCTOBER 5	Claimed Rob McClanahan from the Buffalo Sabres and Mike McDougal from New York Rangers in NHL Waiver Draft.
OCTOBER 16	Signed Paul Shmyr as a free agent.
NOVEMBER 15	Acquired George Lyle from the Detroit Red Wings off waivers.
DECEMBER 21	Acquired Pierre Larouche from Montreal Canadiens for a flip-flop of first-round draft picks in 1984 (Montreal selected Peter Svoboda fifth overall, Hartford chose Sylvain Cote 11th overall), Hartford's second pick in 1984 (Brian Benning – which was later traded by Montreal to St. Louis along with Rick Walmsey and Montreal's second choice – Tony Hrkac – and third choice – Robert Dirk – for St. Louis' first choice – Shayne Corson – and second – Stephane Richer – in 1984 draft), and a third-round choice in 1985 (Rocky Dundas).
DECEMBER 29	Acquired Russ Anderson and an eighth-round draft pick in 1983 (Chris DuPerron) for Rick MacLeish.

## 1982

JANUARY 12	Acquired Michel Plasse and a 1983 fourth-round draft pick (Ron Chyzowski) from the Quebec Nordiques for John Garrett.
JANUARY 29	Traded Rob McClanahan to New York Rangers for a 10th-round 1983 draft pick (Reine Karlssoon).
JUNE 2	Named Larry Kish head coach; Larry Pleau to remain director of hockey operations.
AUGUST 19	Acquired Greg Adams and Ken Linseman from Philadelphia along with the Flyers' first-round draft choice in 1983 (David A. Jensen) for Mark Howe; Obtained Risto Siltanen and Brent Loney from Edmonton for Ken Linseman and Don Nachbaur.
AUGUST 28	Signed Bob Sullivan as a free agent.
SEPTEMBER 17	Signed Archie Henderson as a free agent.
OCTOBER 3	Acquired Mark Johnson and Kent-Erik Anderson from the Minnesota North Stars for a 1984 fifth-round draft choice (Jiri Poner) and future considerations (Jordy Douglas); Obtained Ed Hospodar from the New York Rangers for Kent-Erik Anderson.

OCTOBER 15	Obtained Merlin Malinowski and the rights to Scott Fusco from the New Jersey Devils for Gary Howatt and Rick Meagher.
OCTOBER 22	Acquired Paul Marshall from Toronto Maple Leafs for a 1983 10th-round draft pick (Greg Rolston).
DECEMBER 3	Acquired Pierre Lacroix from the Quebec Nordiques for Blake Wesley.
DECEMBER 24	Signed Randy Pierce as a free agent.

## 1983

JANUARY 24	Larry Pleau assumes head coaching duties from Larry Kish.
MARCH 7	John Cuniff named head coach.
MAY 2	Named Emile Francis president and general manager; Larry Pleau named assistant general manager.
JULY 3	Acquired Joel Quenneville and Richie Dunn from Calgary Flames for Mickey Volcan.
JULY 4	Acquired Norm Dupont from Winnipeg Jets for a fourth-round pick (Chris Mills).
JULY 7	Named Jack Evans head coach.
SEPTEMBER 18	Acquired Steve Stoyanovich from the New York Islanders for a 1985 fifth-round pick (Tommy Hedland).
SEPTEMBER 29	Signed Marty Howe as a free agent.
OCTOBER 1	Acquired Greg Malone from Pittsburgh Penguins for a third-round 1985 draft pick (Bruce Racine).
OCTOBER 2	Signed free agent Paul Fenton.
OCTOBER 3	Claimed Mike Zuke, Bob Crawford and Mike Crombeen from St. Louis Blues in NHL Waiver Draft.
OCTOBER 4	Acquired Torrie Robertson from the Washington Capitals for Greg Adams.
NOVEMBER 10	Acquired Ed Staniowski from Winnipeg Jets for Mike Veisor.
DECEMBER 17	Signed Reid Bailey as a free agent.

## 1984

JANUARY 21	Signed Tony Currie as a free agent after release from Vancouver Canucks.
FEBRUARY 27	Obtained Scot Kleinendorst from the New York Rangers for Blaine Stoughton.
FEBRUARY 29	Signed Dave Tippett as a free agent.
MARCH 1	Signed Mark Fusco as a free agent.
MARCH 3	Acquired Jack Brownschidle off waivers from St. Louis Blues.
MAY 29	Acquired Brad Shaw from the Detroit Red Wings for a 1984 eighth-round draft pick (Lars Karlsson).
SEPTEMBER 6	Acquired Steve Weeks from the New York Rangers for a 1986 third-round draft pick (Shaun Clauston).
OCTOBER 9	Acquired Wally Weir from Quebec Nordiques and Dave Lumley from Edmonton Oilers in NHL Waiver Draft.
NOVEMBER 16	Acquired Pat Boutette from the Pittsburgh Penguins for the rights to Ville Siren.

## 1985

FEBRUARY 22	Acquired Mike Liut and future considerations (Jorgen Pettersson) from the St. Louis Blues for Greg Millen and Mark Johnson.
MARCH 12	Acquired Peter Sidorkiewicz and Dean Evason from the Washington Capitals for David A. Jensen.
SEPTEMBER 17	Signed John Newberry as a free agent.
OCTOBER 7	Obtained Stewart Gavin from Toronto Maple Leafs for Chris Kotsopoulos.
OCTOBER 8	Purchased Tim Bothwell from the St. Louis Blues.
NOVEMBER 21	Acquired Dave Babych from the Winnipeg Jets for Ray Neufeld.
DECEMBER 6	Acquired Doug Jarvis from the Washington Capitals for Jorgen Pettersson.

## 1986

JANUARY 17	Acquired Wayne Babych from the Quebec Nordiques for Greg Malone.
FEBRUARY 3	Obtained Bill Gardner from the Chicago Blackhawks for a 1987 third-round draft pick (Mike Dagenais).
MARCH 8	Acquired John Anderson from the Quebec Nordiques for Risto Siltanen.
MARCH 11	Acquired Mike McEwen from the New York Rangers for Bob Crawford.
OCTOBER 7	Acquired Yves Courteau from Calgary Flames for Mark Paterson.
OCTOBER 9	Claimed Gord Sherven from Edmonton Oilers in NHL Waiver Draft.
OCTOBER 21	Acquired Dave Barr from St. Louis Blues for Tim Bothwell.
DECEMBER 11	Acquired Dave Semenko from the Edmonton Oilers for a third-round 1988 draft choice (Trevor Sim).

## 1987

JANUARY 12	Acquired Randy Ladouceur from Detroit Red Wings for Dave Barr.
MARCH 10	Acquired Pat Hughes from St. Louis Blues for a 1987 10th-round draft choice (Andy Cesarski).
JULY 27	Signed free agents Roger Kortko and Tom Martin.
SEPTEMBER 8	Acquired Bill Root from the Toronto Maple Leafs for Dave Semenko.
OCTOBER 5	Acquired Mark Reeds from the St. Louis Blues for a third-round pick in 1989 draft (later upgraded to a 1989 second-round pick in Charles Bourgeois deal – Rick Corriveau); Acquired Brent Peterson from the Vancouver Canucks in the 1987 waiver draft.
OCTOBER 15	Signed Dave Williams as a free agent.

## 1988

JANUARY 3	Acquired Neil Sheehy, Carey Wilson, and the rights to Lane MacDonald from the Calgary Flames for Dan Murzyn and Shane Churla.
JANUARY 22	Acquired Lindsay Carson from the Philadelphia Flyers for Paul Lawless.
FEBRUARY 7	Named Larry Pleau head coach, replacing Jack Evans.
FEBRUARY 27	Signed Mike McEwen as a free agent.
MARCH 8	Acquired Charlie Bourgeois and a second-round draft pick in 1989 (Blair Atcheynum) from St. Louis Blues for a 1989 second-round draft selection (Rick Corriveau); Acquired Richard Brodeur from the Vancouver Canucks for Steve Weeks.
MAY 15	Signed Mike Tomlak as a free agent.
JUNE 14	Signed Ross McKay as a free agent.
JUNE 20	Donald Conrad and Richard Gordon purchased the Hartford Whalers.
JULY 6	Acquired Ed Kastelic and Grant Jennings from Washington Capitals for Mike Millar and Neil Sheehy.
AUGUST 3	Signed Allan Tuer as a free agent.
NOVEMBER 29	Claimed Tom Martin off of waivers from Minnesota North Stars.
DECEMBER 26	Acquired Don Maloney, Brian Lawton, and Norm MacIver from the New York Rangers for Carey Wilson and a fifth-round draft choice in 1990 (Lubos Rob).

## 1989

MARCH 6	Acquired Jim Thomson from Washington Capitals for Scot Kleinendorst.
MARCH 7	Acquired Jim Pavese from Detroit Red Wings for Torrie Robertson.
MAY 11	Named Ed Johnston vice president and general manager.
MAY 12	Named Richard Gordon managing general partner, replacing Don Conrad.
MAY 16	Fired Larry Pleau as head coach.
JUNE 7	Named Rick Ley head coach.
JUNE 17	Acquired Pat Verbeek from New Jersey Devils for Sylvain Turgeon.
JULY 20	Named Brent Peterson assistant coach.
SEPTEMBER 13	Signed Daryl Reaugh as a free agent.
OCTOBER 2	Acquired Bo Mikael Andersson from Buffalo Sabres in the 1989 NHL Waiver Draft for \$30,000.
OCTOBER 7	Acquired Mike Berger from Minnesota North Stars for the rights to Kevin Sullivan.
OCTOBER 10	Acquired Jim Ennis from Edmonton Oilers for Norm MacIver.
OCTOBER 16	Signed Steve Dykstra as a free agent.
OCTOBER 31	Acquired Chris Cichocki from New Jersey Devils for Jim Thomson.
DECEMBER 13	Acquired Randy Cunneyworth from the Winnipeg Jets for Paul MacDermid.

## 1990

MARCH 3	Acquired Jeff Sirkka from Boston Bruins for Steve Dykstra.
MARCH 5	Acquired Yvon Corriveau from the Washington Capitals for Mike Liut.
MARCH 11	Acquired Cam Brauer from the Edmonton Oilers for Marc Laforge.
JULY 9	Traded Jody Hull to the New York Rangers for Carey Wilson and future considerations.
JULY 16	Signed John Stevens as a free agent.
OCTOBER 1	Traded Dave Tippett to the Washington Capitals for a sixth-round draft pick in 1992 (Jarret Reid); Signed free agent Paul Cyr.
OCTOBER 3	Traded Joel Quenneville to the Washington Capitals for cash.
OCTOBER 7	Signed Todd Richards as a free agent.
OCTOBER 31	Acquired Marc Bergevin from the New York Islanders for a fifth-round choice in 1992 (Ryan Duthie).
NOVEMBER 13	Acquired Doug Crossman from the New York Islanders for Ray Ferraro.
DECEMBER 21	Acquired Rob Brown from the Pittsburgh Penguins for Scott Young.

## 1991

FEBRUARY 20	Acquired Doug Houda from the Detroit Red Wings for Doug Crossman.
MARCH 4	Acquired John Cullen, Zarley Zalapski and Jeff Parker from the Pittsburgh Penguins for Ron Francis, Ulf Samuelsson and Grant Jennings.
MARCH 5	Acquired Mark Hunter from the Calgary Flames for Carey Wilson.
MAY 29	Fired head coach Rick Ley.
JUNE 7	Named Jim Roberts head coach.
AUGUST 26	Acquired Paul Fenton from the Calgary Flames for a 1992 sixth-round draft pick (Joel Bouchard).
SEPTEMBER 4	Signed Mario Gosselin as a free agent.
SEPTEMBER 5	Signed Barry Pederson as a free agent.
SEPTEMBER 8	Traded Sylvain Cote to the Washington Capitals for a 1992 second-round draft pick (Andrei Nikolishin).
SEPTEMBER 17	Acquired Andrew Cassels from the Montreal Canadiens for a 1992 second-round draft pick (Valeri Bure).
OCTOBER 2	Acquired Dan Keczer from the San Jose Sharks for Dean Evason.
OCTOBER 3	Acquired Lee Norwood from the New Jersey Devils for future considerations.
OCTOBER 4	Traded Todd Krygier to the Washington Capitals for 1993 fourth-round draft pick (later traded to the Calgary Flames, who selected Jason Smith).
OCTOBER 18	Traded Paul Fenton to the San Jose Sharks for Mike McHugh.
NOVEMBER 13	Acquired Murray Craven and a 1992 fourth-round draft pick (Kevin Smyth) from the Philadelphia Flyers for Kevin Dineen; Traded Lee Norwood to St. Louis Blues for future considerations.

NOVEMBER 21	Acquired Jukka Suomalainen from the Minnesota North Stars to complete a draft-day deal (June 22, 1991) in which Minnesota obtained Hartford's fifth round pick (Mike Kennedy) for future considerations.
DECEMBER 20	Acquired Daniel Shank from the Detroit Red Wings for Chris Tancill.

## 1992

JANUARY 24	Acquired Steve Konroyd from the Chicago Blackhawks for Rob Brown.
JANUARY 27	Acquired Paul Gillis from the Chicago Blackhawks for future considerations.
MARCH 10	Acquired Frank Pietrangelo from the Pittsburgh Penguins for 1994 third and seventh-round draft picks (Sven Butenschon, Serge Aubin).
MAY 12	Fired Ed Johnston as vice president and general manager.
MAY 26	Named Brian Burke general manager.
JUNE 15	Acquired Nick Kypreos from the Washington Capitals for Mark Hunter and Yvon Corriveau; Paul Holmgren named head coach; Traded Brad Shaw to the New Jersey Devils for cash.
JUNE 16	Acquired Allen Pedersen from the Minnesota North Stars for a conditional 1993 draft pick (Rick Mrozik).
JUNE 24	Signed Jim Agnew to a free agent contract.
JULY 8	Acquired Tim Kerr from the New York Rangers for a 1993 seventh-round pick (Sergei Kondrashkin).
AUGUST 20	Traded Yvon Corriveau to the Washington Capitals to complete Nick Kypreos trade.
AUGUST 28	Acquired Sean Burke and Eric Weinrich from New Jersey Devils for Bobby Holik, a 1993 second-round draft pick (Jay Pandolfo) and future considerations.
SEPTEMBER 3	Acquired Mark Janssens from the Minnesota North Stars for James Black.
SEPTEMBER 14	NHL arbitrator K. Allen Hinnegan accepts proposal of a third (Sven Butenschon) and a seventh-round draft choice (Serge Aubin) in the 1994 Entry Draft as the future considerations for Frank Pietrangelo.
OCTOBER 1	Acquired Corrie D'Alessio and a 1993 fifth-round choice (later traded back to the Vancouver Canucks in Murray Craven trade) from the Vancouver Canucks for Kay Whitmore.
OCTOBER 9	Traded Michel Picard to the San Jose Sharks for future considerations.
OCTOBER 30	Named Tom Rowe director of hockey operations.
NOVEMBER 21	Acquired Jamie Leach off waivers from the Pittsburgh Penguins.
NOVEMBER 24	Traded John Cullen to the Toronto Maple Leafs for a second-round pick in 1993 (later traded to San Jose – Vlastimil Kroupa).

## 1993

JANUARY 21	Acquired Yvon Corriveau from the San Jose Sharks as the future considerations for Michel Picard.
MARCH 22	Acquired Robert Kron, a conditional draft pick (Marek Malik), and future considerations (Jim Sandlak) from the Vancouver Canucks for Murray Craven and a 1993 fifth-round draft choice (Scott Walker); Acquired a sixth-round draft pick from the Detroit Red Wings (later traded back to Detroit – Tim Spitzig) for Steve Konroyd.
JUNE 1	Acquired Brad McCrimmon from the Detroit Red Wings for a 1993 fifth-round draft pick (pick had been previously acquired from Detroit in Steve Konroyd trade).
JUNE 20	Acquired Sergei Makarov from the Calgary Flames for future considerations.
JUNE 26	Traded first (Viktor Kozlov), second (Vlastimil Kroupa) and third-round draft picks (Ville Peltonen) in 1993 and future considerations (Sergei Makarov) to San Jose for the Sharks' first-round draft pick (second overall, Chris Pronger); Traded second-round draft pick (Jason Podollan) to Florida.
AUGUST 9	Signed free agents Jeff Bloemberg, Rob Corwie and Garth Premak.
SEPTEMBER 1	Brian Burke resigns as president and general manager to take the position of senior vice president and director of hockey operations for the NHL.
SEPTEMBER 8	Named Paul Holmgren general manager/head coach.
OCTOBER 4	Signed Brian Propp as a free agent.
NOVEMBER 2	Acquired Bryan Marchment and Steve Larmer from the Chicago Blackhawks for Patrick Poulin and Eric Weinrich; Acquired Darren Turcotte and James Patrick from the New York Rangers for Nick Kypreos, Barry Richter, Steve Larmer and a sixth-round draft choice (Yuri Litvinev).
NOVEMBER 3	Acquired Marc Potvin from the Los Angeles Kings for Doug Houda; Acquired Bob McGill off waivers from the New York Islanders.
NOVEMBER 10	Traded Martin Hamrik to the St. Louis Blues for future considerations.
NOVEMBER 16	Paul Holmgren resigns as head coach to concentrate on general manager duties. Pierre McGuire named head coach.
NOVEMBER 19	Acquired Jeff Reese from the Calgary Flames for Dan Keczer and future considerations.
DECEMBER 16	Acquired Alexander Godynnyuk from the Florida Panthers for Jim McKenzie.

## 1994

JANUARY 24	Acquired Todd Harkins from the Calgary Flames for Scott Morrow.
JANUARY 25	Acquired Ted Crowley from the Toronto Maple Leafs for Mark Greig and a 1995 sixth-round draft pick (Doug Bonner).
MARCH 10	Acquired Gary Suter, Ted Drury and Paul Ranheim from the Calgary Flames in exchange for Zarley Zalapski, James Patrick and Michael Nylander.

# TRADES AND ACQUISITIONS

MARCH 11	Acquired Frantisek Kucera and Jocelyn Lemieux from the Chicago Blackhawks for Gary Suter, Randy Cunneyworth and a 1995 third-round draft choice (later traded to Vancouver – Larry Courville).
MARCH 18	Traded Ken Belanger to the Toronto Maple Leafs for a 1994 ninth-round draft choice (Matt Ball).
JUNE 28	NHL Board of Governors approve the sale of the Hartford Whalers to Peter Karmanos Jr., Thomas Thewes and Jim Rutherford; Rutherford named chief operating officer, president and general manager; Paul Holmgren named head coach; Steve Martins acquired in supplemental draft; Signed free agent Jeff Chychrun.
JULY 13	Signed free agent Jimmy Carson to a multi-year contract.
AUGUST 18	Signed free agent Steve Rice to a multi-year contract.
AUGUST 26	Acquired Glen Wesley from the Boston Bruins for first-round draft picks in the 1995 (Kyle McLaren), 1996 (Jonathan Aitken) and 1997 (Sergei Samsonov) NHL Entry Drafts.
AUGUST 30	Edmonton awarded Bryan Marchment as compensation for signing of Steve Rice.

## 1995

JANUARY 18	Selected Kelly Chase and Brian Glynn in NHL Waiver Draft.
MARCH 23	Acquired Glen Featherstone, Michael Stewart, a 1995 first-round draft pick (Jean-Sebastien Giguere) and a 1996 fourth-round draft pick (Steve Wasylko) from the New York Rangers for Pat Verbeek.
MAY 31	Acquired fourth-round draft pick (Sami Kapanen) from the Los Angeles Kings for Jan. Vopat.
JULY 27	Brendan Shanahan acquired from the St. Louis Blues for Chris Pronger.
JULY 31	Acquired Jeff Bess off waiver wire from the Dallas Stars.
AUGUST 1	Signed free agent Gerald Diduck to a multi-year contract.
AUGUST 28	Signed free agents Todd Sparkes and David Williams.
OCTOBER 6	Acquired Nelson Emerson from the Winnipeg Jets for Darren Turcotte; Jason Muzzatti claimed off waivers from the Calgary Flames.
NOVEMBER 6	Fired Paul Holmgren as head coach; Named Paul Maurice head coach.
NOVEMBER 29	Dan Kesa acquired from the Dallas Stars for Robert Petrovicky.
DECEMBER 1	Jeff Reese traded to the Tampa Bay Lightning for a 1996 ninth-round draft pick (Ashkat Rakhmatullin).
DECEMBER 20	Acquired Jim Dowd and a 1997 second-round draft pick (later traded to Calgary in Steve Chiasson trade, Flames selected – Dmitri Kokorev) from the New Jersey Devils for Jocelyn Lemieux and a 1998 second-round draft pick; Jeff Brown and a 1998 third-round draft pick (later traded to Calgary in Steve Chiasson trade – Paul Manning) acquired from the Vancouver Canucks for Jim Dowd, Frantisek Kucera and a 1997 second-round draft pick (Ryan Bonni).
DECEMBER 28	Acquired Kevin Dineen from the Philadelphia Flyers for a 1997 seventh-round draft pick (later re-acquired from Philadelphia in Paul Coffey trade – Andrew Merrick).

## 1996

OCTOBER 1	Kent Manderville signed to a one-year contract following training camp tryout; Acquired Kevin Brown from the Mighty Ducks of Anaheim for Espen Knutsen.
OCTOBER 9	Acquired Paul Coffey, Keith Primeau and a 1997 first-round draft pick (Nikos Tselios) from the Detroit Red Wings in exchange for Brendan Shanahan and Brian Glynn.
OCTOBER 12	Acquired Stu Grimson off waivers from the Detroit Red Wings.
NOVEMBER 9	Acquired Curtis Leschyshyn from the Washington Capitals for Andrei Nikolishin.
DECEMBER 15	Acquired Kevin Haller, a 1997 first-round draft pick (traded on draft day 1997 – June 21 – to San Jose [Scott Hannan] for San Jose's 1997 second-round draft pick [Brad DeFauw] and 1998 third-round draft pick [Erik Cole]), and Philadelphia's 1997 seventh-round draft pick (Andrew Merrick) for Paul Coffey and a 1997 third-round draft pick (Kris Mallette).

## 1997

MARCH 5	Acquired Steve Chiasson and a 1997 third-round draft pick (Francis Lessard) from the Calgary Flames for Glen Featherstone, Hnat Domenichelli, a 1997 second-round draft pick (Dimitri Kokorev) and a 1998-third round draft pick (Paul Manning).
MARCH 18	Acquired Bates Battaglia and a 1998 fourth-round draft pick (Josef Vasicek) from the Mighty Ducks of Anaheim for Mark Janssens; Acquired a 1998 eighth-round draft pick (Jaroslav Svoboda) from the Toronto Maple Leafs for Kelly Chase; Acquired Chris Murray from the Phoenix Coyotes for Gerald Diduck; Acquired Derek King from the New York Islanders for a 1997 fifth-round draft pick (Adam Edinger).
JUNE 27	Acquired Steve Leach from the St. Louis Blues for Alexander Godnyuk and a 1998 sixth-round draft pick (Brad Voth).
JULY 25	Acquired Enrico Ciccone from the Chicago Blackhawks for Ryan Risidore and a 1998 fifth-round draft pick (later traded to Toronto – Morgan Warren).
AUGUST 8	Traded Jason Muzzatti to New York Rangers for a 1998 fourth-round draft pick (Tommy Westlund).
AUGUST 11	Signed free agent Pat Jablonski.
AUGUST 14	Signed free agent Mike Fountain.
AUGUST 25	Acquired Gary Roberts and Trevor Kidd from the Calgary Flames in exchange for Andrew Cassels and Jean-Sebastien Giguere.
NOVEMBER 18	Acquired defenseman Sean Hill from the Ottawa Senators in exchange for Chris Murray.

## 1998

JANUARY 2	Traded Jeff Brown to the Toronto Maple Leafs in exchange for a 1999 fourth-round draft pick (pick later traded to Nashville along with future considerations for Eric Fichaud; Nashville selected Yevgeny Pavlov).
JANUARY 3	Acquired Martin Gelin and Kirk McLean from the Vancouver Canucks in exchange for Sean Burke, Geoff Sanderson and Enrico Ciccone.
MARCH 2	Signed Mark McMahon to a multi-year contract.
MARCH 24	Acquired Ray Sheppard from the Florida Panthers in exchange for Kirk McLean.
MARCH 30	Signed Greg Koehler as a free agent.
JUNE 1	Acquired Randy Petruk from the Colorado Avalanche for a 1999 fifth-round draft pick (William Magnuson).
JULY 8	Signed 1998 fourth-round draft pick Tommy Westlund to a contract.
JULY 13	Signed Ron Francis as a free agent.
JULY 31	Acquired a conditional draft pick in the 1999 NHL Entry Draft from the Los Angeles Kings for Manny Legace.
AUGUST 11	Acquired David Karp and fourth-round draft pick in 2000 from the Mighty Ducks of Anaheim for Stu Grimson and Kevin Haller.
SEPTEMBER 10	Signed Arturs Irbe as a free agent.
DECEMBER 29	Acquired Paul Coffey from Chicago Blackhawks for Nelson Emerson.

## 1999

MARCH 6	Acquired Andrei Kovalenko from the Philadelphia Flyers for Adam Burt; Assistant coach Tom Webster named head coach of the Windsor Spitfires of the Ontario Hockey League (OHL).
MAY 26	Acquired a 1999 eighth-round draft pick (Antti Jokela) from the Philadelphia Flyers in exchange for prospect Francis Lessard.
JUNE 1	Signed 1997 first-round draft pick Nikos Tselios to multi-year contract.
JUNE 22	Head coach Paul Maurice signed to a three-year contract; Assistant coaches Randy Ladouceur and Kevin McCarthy each signed three-year contracts.
JUNE 25	Goaltender Trevor Kidd selected by the Atlanta Thrashers in the 1999 NHL Expansion Draft.
JUNE 26	Carolina selected David Tanabe with their first-round pick (16th overall) in the 1999 NHL Entry Draft (16th overall); Acquired goaltender Eric Fichaud from the Nashville Predators in exchange for Carolina's 1999 fourth-round draft pick (Yevgeny Pavlov) and future considerations.
JULY 15	Signed Josef Vasicek to multi-year contract.
AUGUST 4	Agreed to one-year contract with defenseman Steve Bancroft.
AUGUST 7	Agreed to contract terms with goaltender Mark Fitzpatrick.
AUGUST 31	Agreed to one-year contracts with Eric Dandenault, Jeff Daniels, Gilbert Dionne and Todd Simon.
OCTOBER 2	Signed David Tanabe to a three-year contract and Mike Rucinski to a one-year contract.

## 2000

JANUARY 23	Acquired Rod Brind'Amour, Jean-Marc Pelletier and a 2000 second-round draft pick (later traded to Colorado in Sandis Ozolinsh trade – Argis Saviels) from the Philadelphia Flyers in exchange for Keith Primeau and a 2000 fifth-round pick (later transferred to the NY Islanders – Kristofer Ottoson).
FEBRUARY 11	Eric Fichaud claimed off waivers by the Montreal Canadiens.
MARCH 14	Acquired Sandy McCarthy from the Philadelphia Flyers in exchange for Kent Manderville.
MARCH 26	Signed 1998 third-round draft pick Erik Cole to a multi-year contract.
MAY 18	Agreed to terms with 1998 draft picks Jaroslav Svoboda and Brent McDonald.
MAY 31	Signed defenseman Shaun Fisher to a multi-year contract. Traded Paul Ranheim to the Philadelphia Flyers for a 2002 eighth-round draft pick.
JUNE 2	Agreed to terms with 1998 draft pick Jeff Heerema.
JUNE 24	Acquired defenseman Sandis Ozolinsh and a 2000 second-round pick (Tomas Kurka) from the Colorado Avalanche in exchange for Nolan Pratt, a first-round draft pick (Vaclav Nedorost) and two second-round draft picks (Jared Aulin, Argis Saviels) in 2000.
JUNE 25	Acquired a 2000 fourth-round pick (Niclas Wallin) from the Atlanta Thrashers in exchange for a fourth-round draft pick (Blake Robson), a fifth-round draft pick (Matt McRae) and an eighth-round draft pick (Eric Bown) in 2000.
JULY 24	Agreed to terms on a five-year contract with defenseman Sandis Ozolinsh.
JULY 31	Signed free agent defenseman Kevin Hatcher.
AUGUST 4	Acquired forwards Rob DiMaio and Darren Langdon from the New York Rangers in exchange for Sandy McCarthy and a 2001 fourth-round draft pick; Signed forward Martin Gelin to a contract extension.
AUGUST 9	Signed free agent goaltender Tyler Moss.

## 2001

MARCH 1	Acquired forward Scott Pellerin from the Minnesota Wild for a third-round draft pick in the 2001 Entry Draft (later traded to NY Rangers – Garth Murray), the rights to forward Ashkat Rakhmatullin and future considerations.
JUNE 1	Signed forward Brett Lysak to a multi-year contract.

JUNE 24	Acquired forward Chris Dingman from the Colorado Avalanche in exchange for a 2001 fifth-round draft pick (Mikko Vitanen).
JUNE 24	Acquired a 2001 fourth-round draft pick (Rob Zepp) from the Philadelphia Flyers in exchange for a 2002 third-round pick (later re-acquired by Carolina – Jesse Lane).
JULY 9	Acquired defenseman Aaron Ward from the Detroit Red Wings in exchange for a future second-round draft pick, which Detroit used in 2002 (Jiri Hudler).
JULY 11	Agreed to terms with forward Chris Dingman on a one-year contract.
JULY 15	Signed defenseman Igor Knyazev to a three-year contract.
JULY 17	Signed goaltender Tom Barrasso to a one-year contract.
SEPTEMBER 28	Claimed forward Josh Holden from the Vancouver Canucks in the NHL Waiver Draft.
OCTOBER 5	Signed forward Michael Zigomanis, goaltender Rob Zepp and forward Ryan Murphy to multi-year contracts.
OCTOBER 25	Forward Josh Holden claimed off waivers by the Vancouver Canucks.
DECEMBER 5	Acquired defenseman Sean Hill from the St. Louis Blues in exchange for defenseman Steve Halko and a 2002 fourth-round pick (Lane Manson).
DECEMBER 27	Acquired defenseman Kaspars Astashenko from the Tampa Bay Lightning in exchange for defenseman Harlan Pratt.

## 2002

JANUARY 16	Acquired defenseman Bret Hedican, forward Kevyn Adams and defenseman Tomas Malec from the Florida Panthers in exchange for defenseman Sandis Ozolinsh and forward Byron Ritchie.
MARCH 5	Acquired goaltender Kevin Weekes from the Tampa Bay Lightning in exchange for forwards Chris Dingman and Shane Willis.
MARCH 20	Signed forward Ryan Bayda to a three-year contract.
APRIL 10	Signed defenseman Tomas Malec to a three-year contract.
JUNE 16	Signed General Manager Jim Rutherford to a multi-year contract.
JUNE 18	Signed Head Coach Paul Maurice and Assistant Coaches Randy Ladouceur and Kevin McCarthy to multi-year contracts.
JULY 9	Signed goaltender Daniel Boisclair to a three-year contract.
JULY 16	Signed defenseman Ed Hill to a three-year contract and defenseman Ryan Bast to a one-year contract.
JULY 24	Signed forward Brad Defauw to a two-year contract.
AUGUST 5	Signed defenseman Steve Halko to a one-year contract.
AUGUST 9	Signed forward Mike Watt to a one-year contract.
NOVEMBER 1	Acquired forward Jan. Hlavac and forward Harold Druken from the Vancouver Canucks in exchange for defenseman Marek Malik and forward Darren Langdon.
DECEMBER 11	Forward Harold Druken claimed off of waivers by the Toronto Maple Leafs.
DECEMBER 30	Goaltender Patrick Desrochers acquired from the Phoenix Coyotes in exchange for goaltender Jean-Marc Pelletier.

## 2003

JANUARY 17	Claimed forward Harold Druken off of waivers from the Toronto Maple Leafs.
FEBRUARY 7	Acquired forward Pavel Brendl and defenseman Bruno St. Jacques from Philadelphia in exchange for forward Sami Kapanen and defenseman Ryan Bast.
MARCH 9	Acquired a second-round draft pick in 2004 (later traded to Columbus – Kyle Wharton) from Toronto in exchange for defenseman Glen Wesley.
MARCH 11	Acquired forward Radim Vrbata from Colorado in exchange for forward Bates Battaglia.
MARCH 24	Signed defenseman Brad Fast to a multi-year contract.
MAY 29	Acquired defenseman Allan Rourke from Toronto in exchange for Harold Druken and Jeff Daw.
JUNE 21	Acquired defenseman Danny Markov and a third-round pick in the 2005 NHL Entry Draft from Phoenix in exchange for David Tanabe and Igor Knyazevs.
JUNE 22	Acquired forward Marty Murray from Philadelphia in exchange for a sixth-round pick in the 2004 NHL Entry Draft (Frederik Cabana).
JULY 2	Signed free agent forward Joey Tetarenko to a one-year contract.
JULY 8	Signed free agent defenseman Glen Wesley to a one-year contract.
JULY 16	Acquired defenseman Bob Boughner from Calgary in exchange for a fourth-round pick in the 2004 NHL Entry Draft (Kristopher Hogg) and future considerations.
AUGUST 6	Signed free agent forward Chad LaRose to a three-year contract.
SEPTEMBER 30	Forward Jeff Heerema claimed off of waivers by the NY Rangers.
OCTOBER 3	Signed goaltender Jamie Storr to a one-year contract. Selected goaltender Jani Hurme in the NHL Waiver Draft and traded him to Atlanta for a fourth-round pick in 2004 (Brett Carson).
OCTOBER 6	Signed forward Eric Staal to a three-year contract.
NOVEMBER 23	Forward Jeff Daniels retired as a player and joined the Hurricanes front office in a prospect and player development capacity.
DECEMBER 15	Named Peter Laviolette head coach and Kevin McCarthy and Jeff Daniels assistant coaches. Relieved Paul Maurice, Randy Ladouceur and Don Edwards of their coaching duties.

## 2004

JANUARY 8	Randy Ladouceur joined the front office in a prospect and player development capacity.
JANUARY 20	Acquired forward Justin Williams from Philadelphia in exchange for defenseman Danny Markov.
FEBRUARY 20	Acquired defenseman Chris Behan and Washington's third-round pick in 2004 (Casey Borer) from Colorado in exchange for defenseman Bob Boughner.
MARCH 9	Traded forward Ron Francis to Toronto in exchange for a fourth-round pick in 2005.
MAY 6	Extended the team's affiliation agreement with Lowell (AHL) through the 2008-09 season; Lowell (AHL) coach Ron Smith announced retirement. Tom Rowe named head coach and general manager for Lowell.
MAY 13	Agreed to terms with goaltender Cam Ward on a multi-year contract.
MAY 21	Named Ron Smith a professional scout for the team.
JUNE 16	Traded goaltender Arturs Irbe to Columbus for future considerations.
JUNE 18	Acquired goaltender Martin Gerber from Anaheim in exchange for defenseman Tomas Malec and a third-round pick in the 2004 draft (Kyle Klubertanz).
JUNE 26	Acquired the fourth overall pick in the first round of the 2004 Entry Draft (Andrew Ladd) from Columbus in exchange for the eighth overall pick in the first round (Alexandre Picard) and a second-round pick (Kyle Wharton).
JUNE 29	Traded forward Jaroslav Svoboda to Dallas in exchange for a fourth-round pick in the 2005 Entry Draft.
JULY 15	Signed free agent defenseman Frantisek Kaberle to a two-year contract.
AUGUST 5	Signed free agent forward Matt Cullen to a one-year contract.
AUGUST 6	Signed goaltender Craig Kowalski to a two-year contract.
AUGUST 11	Signed free agent forwards Colin Forbes and Gordie Dwyer to one-year contracts.
SEPTEMBER 15	Signed defenseman Danny Richmond to a three-year contract.

## 2005

JULY 28	Signed goaltender Kevin Nastiuk to a multi-year contract.
JULY 29	Acquired defenseman Mike Commodore from Calgary in exchange for a third-round pick in the 2005 Entry Draft.
JULY 29	Acquired defenseman Andrew Hutchinson from Nashville in exchange for a third-round pick in the 2005 Entry Draft.
JULY 30	Traded forward Jeff O'Neill to the Toronto Maple Leafs in exchange for a conditional pick in the 2006 Entry Draft.
AUGUST 2	Signed forward Cory Stillman to a three-year contract.
AUGUST 4	Signed defenseman Oleg Tverdokovsky to a three-year contract.
AUGUST 4	Signed forwards Keith Aucoin and David Gove to one-year contracts.
AUGUST 6	Signed forward Ray Whitney to a two-year contract.
AUGUST 16	Signed defenseman Glen Wesley to a one-year contract.
AUGUST 16	Signed defenseman Chris Hajt to a one-year contract.
AUGUST 24	Signed forward Niklas Nordgren to a one-year contract.
SEPTEMBER 15	Signed forward Vince Bellissimo to a two-year contract.
SEPTEMBER 27	Signed forward Andrew Ladd to a three-year contract.
OCTOBER 3	Acquired forward Craig Adams from the Mighty Ducks of Anaheim in exchange for defenseman Bruno St. Jacques.
OCTOBER 4	Signed forward Kevin Estrada to a two-year contract.
DECEMBER 28	Acquired forward Stephen Peat from Washington in exchange for forward Colin Forbes; Assigned Peat to Lowell (AHL).
DECEMBER 28	Acquired forward Krystofer Kolanos from the Phoenix Coyotes in exchange for forward Pavel Brendl.
DECEMBER 29	Traded forward Radim Vrbata to Chicago for future considerations.

## 2006

JANUARY 20	Acquired defenseman Anton Babchuk and Chicago's fourth-round pick in 2007 from Chicago in exchange for defenseman Danny Richmond and Columbus' fourth-round pick in 2006.
JANUARY 30	Acquired forward Doug Weight and forward Erkki Rajamaki from the St. Louis Blues in exchange for forwards Jesse Boulerice, Mike Zigomanis and Magnus Kahnberg, Carolina's first-round pick in the 2006 Entry Draft, Toronto's fourth-round pick in the 2006 Entry Draft and Chicago's fourth-round pick in 2007.
MARCH 9	Acquired forward Mark Recchi from Pittsburgh in exchange for forward Niklas Nordgren, forward Krystofer Kolanos and a second-round pick in the 2007 NHL Entry Draft.
JULY 1	Signed goaltender John Grahame to a two-year contract.
JULY 6	Signed forward Trevor Letowski to a two-year contract.
JULY 7	Signed forward Patrick Dwyer to a two-year contract.
JULY 11	Signed forward Mike Angelidis to a three-year contract.
JULY 14	Signed defenseman Derrick Walser to a one-year contract.
JULY 18	Acquired forward Scott Walker from the Nashville Predators in exchange for forward Josef Vasicek. Signed forward Shane Willis to a one-year contract.
JULY 20	Signed defenseman J.D. Forrest to a one-year contract.
AUGUST 2	Signed forward Jesse Boulerice to a one-year contract.
AUGUST 4	Signed forward Ryan Bayda to a one-year contract.
AUGUST 24	Signed forward Joe Barnes to a three-year contract.
AUGUST 29	Signed defenseman David Tanabe to a one-year contract.
AUGUST 30	Signed forward Brad Isbister to a one-year contract.
AUGUST 31	Signed forward Stephen Peat to a one-year contract.



# TRADES AND ACQUISITIONS

SEPTEMBER 29 Acquired forward Eric Belanger and defenseman Tim Gleason from the Los Angeles Kings in exchange for defenseman Oleg Tverdokvsky and the rights to defenseman Jack Johnson.

NOVEMBER 21 Acquired forward Jakub Petruzalek and a conditional draft pick in 2008 from the New York Rangers in exchange for forward Brad Isbister.

NOVEMBER 29 Acquired defenseman Mark Flood from the Columbus Blue Jackets in exchange for defenseman Derrick Walser.

## 2007

JANUARY 8 Acquired defenseman Dennis Seidenberg from the Phoenix Coyotes in exchange for forward Kevyn Adams.

FEBRUARY 23 Acquired forward Anson Carter from the Columbus Blue Jackets in exchange for a fifth-round pick in 2008.

MARCH 26 Signed defenseman Noah Babin to a two-year contract.

APRIL 3 Signed forward Nicolas Blanchard to a three-year contract.

APRIL 10 Signed forward Bobby Hughes to a three-year contract.

APRIL 13 Signed forward Ray Whitney to a three-year contract.

MAY 17 Signed defenseman Casey Borer to a two-year contract.

MAY 18 Signed forward Jakub Petruzalek to a one-year contract.

MAY 31 Signed goaltender Cam Ward to a three-year contract.

JUNE 1 Signed defenseman Glen Wesley to a one-year contract.

JUNE 20 Signed forward Scott Walker to a three-year contract.

JUNE 23 Acquired goaltender Michael Leighton from the Montreal Canadiens in exchange for a seventh-round pick in 2007.

JULY 1 Signed forward Jeff Hamilton to a two-year contract.

JULY 2 Signed forward Jerome Samson to a three-year contract. Signed defenseman Joey Mormina, forward Trevor Gillies and forward Brandon Nolan to one-year contracts.

JULY 3 Signed forward Ryan Bayda, forward/defenseman Wade Brookbank, defensemen Tim Conboy J.D. Forrest to one-year contracts.

JULY 17 Acquired forward Matt Cullen from the New York Rangers in exchange for defenseman Andrew Hutchinson, forward Joe Barnes and a third-round pick in 2008.

JULY 27 Signed goaltender Michael Leighton to a one-year contract.

## 2008

JANUARY 8 Claimed forward Sergei Samsonov on re-entry waivers from Chicago.

JANUARY 17 Traded forward Craig Adams to the Chicago Blackhawks in exchange for future considerations.

JANUARY 31 Acquired forward Joe Jensen from Pittsburgh in exchange for forward David Gove.

FEBRUARY 7 Traded defenseman J.D. Forrest to San Jose in exchange for future considerations.

FEBRUARY 11 Acquired defenseman Joe Corvo and forward Patrick Eaves from Ottawa in exchange for defenseman Mike Commodore and forward Cory Stillman.

FEBRUARY 26 Acquired forward Tuomo Ruutu from Chicago in exchange for forward Andrew Ladd.

MARCH 26 Signed forward Brandon Sutter to a three-year contract.

APRIL 16 Signed forward Sergei Samsonov to a three-year contract; Signed forward Stefan Chaput to a three-year, entry-level contract; Signed forward Nick Dodge to a two-year, entry-level contract.

MAY 12 Signed defenseman Bryan Rodney to a one-year contract.

MAY 15 Signed defenseman Brett Bellemore to a three-year, entry-level contract.

MAY 19 Signed forward Harrison Reed to a three-year, entry-level contract.

JUNE 4 Signed forward Patrick Eaves to a three-year contract.

JUNE 5 Defenseman Glen Wesley announced his retirement as a player and became Hurricanes' director of defencemen development.

JUNE 6 Signed goaltender Daniel Manzato to a one-year contract.

JUNE 9 Named Jeff Daniels head coach/general manager of the Albany River Rats (AHL); Named Tom Rowe assistant coach of the Carolina Hurricanes.

JUNE 11 Signed goaltender Michael Leighton to a two-year contract.

JUNE 13 Signed forward Trevor Gillies to a one-year contract.

JUNE 19 Signed defenseman Tim Gleason to a three-year contract; Acquired the rights to forward Darcy Hordichuk from Nashville in exchange for a fifth-round draft pick in 2010.

JUNE 24 Signed forward Tuomo Ruutu to a one-year contract.

JULY 1 Acquired defenseman Joni Pitkanen from Edmonton in exchange for forward Erik Cole; Signed defenseman Anton Babchuk to a one-year contract; Signed forward Ryan Bayda and forward/defenseman Wade Brookbank to one-year contracts; Signed defenseman Tim Conboy to a two-year contract.

JULY 2 Signed defenseman Joni Pitkanen to a three-year contract; Signed defenseman Josef Melichar to a one-year contract.

JULY 3 Signed forward Dwight Helminen to a one-year contract.

JULY 9 Signed forward Chad LaRose to a one-year contract.

JULY 12 Carolina Hurricanes and the Centennial Authority announced a five-year extension of the team's lease of the RBC Center, making the final year of the lease 2024.

JULY 14 Signed defenseman Mark Flood and forwards Patrick Dwyer and Joe Jensen to one-year contracts.

JULY 30 Signed forward Drayson Bowman to a three-year, entry-level contract.

SEPTEMBER 11 Signed forward Eric Staal to a seven-year contract extension.

SEPTEMBER 15 Signed forward Matt Murley to a one-year contract.

OCTOBER 4 Signed forward Zach Boychuk to a three-year, entry-level contract.

OCTOBER 6 Signed free-agent forward Dan LaCouture to a one-year contract.

OCTOBER 31 Signed free-agent forward Michael Ryan to a one-year contract.

DECEMBER 3 Relieved Peter Laviolette of his head coaching duties; Named Paul Maurice head coach and Ron Francis associate head coach; Named Jason Karmanos vice president and assistant general manager.

DECEMBER 29 Suspended forward Dan LaCouture.

## 2009

FEBRUARY 7 Acquired forward Jussi Jokinen from Tampa Bay in exchange for forward/defenseman Wade Brookbank, defenseman Josef Melichar and a fourth-round pick in 2009.

MARCH 4 Acquired forward Patrick O'Sullivan and Calgary's second-round pick in 2009 from Los Angeles in exchange for Justin Williams; traded O'Sullivan and Carolina's second-round pick in 2009 to Edmonton for Erik Cole and Edmonton's fifth-round pick in 2009.

MARCH 18 Signed goaltender Mike Murphy to a three-year, entry-level contract.

MARCH 29 Signed defenseman Jamie McBain to a three-year, entry-level contract.

MAY 20 Signed free-agent forward Matthew Pistilli to a three-year, entry-level contract.

MAY 29 Signed forward Chris Terry to a three-year, entry-level contract.

JUNE 15 Signed head coach Paul Maurice to a multi-year contract; Announced that Ron Francis will return to the bench with the title associate head coach/director of player personnel; Announced that Tom Barrasso will have the title of assistant coach and that assistant coaches Kevin McCarthy and Tom Rowe will remain in their roles.

JUNE 29 Signed forward Jussi Jokinen to a two-year contract.

JULY 1 Signed forward Erik Cole to a two-year contract.

JULY 2 Signed forward Chad LaRose to a two-year contract.

JULY 8 Signed free-agent forward Steve Goertzen, defenseman Casey Borer and goaltender Justin Peters to one-year contracts.

JULY 9 Signed free-agent defenseman Jay Harrison to a one-year contract.

JULY 15 Signed free-agent forward Tom Kostopoulos to a three-year contract; Signed free-agent defenseman Andrew Alberts to a two-year contract; Signed free-agent defenseman Zack Fitzgerald and forward Mike Angelidis to one-year contracts.

JULY 20 Signed defensemen Brett Carson and Bryan Rodney to one-year contracts.

JULY 23 Signed forward Tuomo Ruutu to a three-year contract.

JULY 24 Acquired defenseman Aaron Ward from Boston in exchange for forward Patrick Eaves and a fourth-round pick in 2010.

JULY 28 Bought out the remaining year of defenseman Frantisek Kaberle's contract.

AUGUST 18 Signed free-agent forward Stephane Yelle to a one-year contract.

AUGUST 31 Acquired forward Rob Hennigar from the New York Islanders in exchange for forward Bobby Hughes.

DECEMBER 3 Acquired forward Jiri Tlustý from Toronto in exchange for the rights to forward Philippe Paradis.

DECEMBER 4 Hurricanes assistant coach Kevin McCarthy named to the Philadelphia Flyers' coaching staff.

## 2010

FEBRUARY 7 Traded defenseman Niclas Wallin and a 2010 fifth-round pick to San Jose for Buffalo's 2010 second-round pick.

FEBRUARY 12 Traded forward Matt Cullen to Ottawa for defenseman Alexandre Picard and Ottawa's 2010 second-round pick.

MARCH 3 Acquired goaltender Justin Pogge and Boston's fourth-round pick in 2010 or 2011 from Anaheim in exchange for defenseman Aaron Ward.

MARCH 3 Traded forward Scott Walker to Washington for Washington's 2010 seventh-round pick.

MARCH 3 Acquired defenseman Brian Pothier, forward Oskar Osala and Washington's 2011 second-round pick from the Capitals in exchange for defenseman Joe Corvo.

MARCH 3 Acquired forward Cedric LaLonde-McNicoll and Colorado's 2010 sixth-round pick from Colorado in exchange for forwards Stephane Yelle and Harrison Reed.

MARCH 3 Traded defenseman Andrew Alberts to Vancouver for Vancouver's 2010 third-round pick.

MAY 13 Acquired forward Jared Staal from Phoenix in exchange for Nashville's 2010 fifth-round pick.

JUNE 26 Acquired forward Jonathan Matsumoto from Philadelphia in exchange for Washington's 2010 seventh-round pick.

JUNE 26 Acquired forward Riley Nash from Edmonton in exchange for Ottawa's 2010 second-round pick.

JUNE 26 Acquired defenseman Bobby Sanguinetti from the NY Rangers in exchange for Carolina's 2010 sixth-round pick and Washington's 2011 second-round pick.

SEPTEMBER 17 Signed forward Patrick O'Sullivan as a free agent.

SEPTEMBER 21 Signed forward Jeff Skinner to a three-year, entry-level contract.

NOVEMBER 16 Claimed forward Troy Bodie on waivers from Anaheim.

NOVEMBER 17 Acquired defenseman Ian White and forward Brett Sutter from Calgary in exchange for defenseman Anton Babchuk and forward Tom Kostopoulos.

NOVEMBER 23 Forward Patrick O'Sullivan claimed on waivers by Minnesota; Acquired forward Ryan Carter from Anaheim in exchange for forwards Stefan Chaput and Matt Kennedy.

## 2011

FEBRUARY 18 Acquired defenseman Derek Joslin from San Jose in exchange for future considerations; Acquired San Jose's 2012 second-round draft pick in exchange for defenseman Ian White.

FEBRUARY 22 Acquired forward Cory Stillman from Florida in exchange for forward Ryan Carter and Carolina's 2011 fifth-round draft pick.

FEBRUARY 28 Defenseman Brett Carson claimed on waivers by Calgary; Acquired defenseman Bryan Allen from Florida in exchange for forward Sergei Samsonov.

APRIL 4 Signed defenseman Rasmus Rissanen to a three-year, entry-level contract.

APRIL 12 Signed defenseman Justin Krueger to a one-year, entry-level contract.

APRIL 15 Signed defenseman Justin Faulk to a three-year, entry-level contract.

JUNE 4 Signed defenseman Tommi Kivisto and forward Mattias Lindstrom to three-year, entry-level contracts.

JUNE 7 Named Rod Brind'Amour and Dave Lewis assistant coaches; Named Ron Francis director of hockey operations; Named Tom Rowe pro scout.

JULY 1 Signed forward Tim Brent to a two-year contract.

JULY 1 Signed goaltender Brian Boucher to a two-year contract.

JULY 1 Signed forward Alexei Ponikarovsky to a one-year contract.

JULY 2 Signed forward Justin Soryal to a one-year, two-way contract.

JULY 2 Signed forward Anthony Stewart to a two-year contract.

JULY 5 Signed defenseman Tomas Kaberle to a three-year contract.

JULY 5 Acquired Boston's 2012 fourth-round pick in exchange for defenseman Joe Corvo.

JULY 15 Signed forward Chris Durno to a one-year, two-way contract.

SEPTEMBER 22 Signed President and General Manager Jim Rutherford to a four-year contract extension.

NOVEMBER 28 Relieved Paul Maurice of his head coaching duties; Named Kirk Muller head coach.

NOVEMBER 29 Claimed forward Andreas Nodl on waivers from Philadelphia.

DECEMBER 1 Named John MacLean assistant coach.

DECEMBER 9 Acquired defenseman Jaroslav Spacek from Montreal in exchange for defenseman Tomas Kaberle.

## 2012

JANUARY 18 Acquired forwards Evgenii Dadonov and A.J. Jenks from Florida in exchange for forwards Jon Matsumoto and Mattias Lindstrom.

JANUARY 20 Acquired defenseman Joe Sovo and a 2012 fourth-round draft pick from New Jersey in exchange for forward Alexei Ponikarovsky.

JANUARY 30 Signed defenseman Tim Gleason to a four-year contract extension.

FEBRUARY 22 Signed forward Tuomo Ruutu to a four-year contract extension.

MARCH 16 Signed defenseman Austin Levi to a three-year, entry-level contract.

APRIL 5 Signed forward Jeremy Welsh to a one-year, entry-level contract.

APRIL 10 Signed defenseman Brian Dumoulin to a three-year, entry-level contract.

APRIL 23 Signed defenseman Beau Schmitz to a three-year, entry-level contract.

APRIL 24 Signed forward Jiri Tlustý to a two-year contract.

MAY 21 Signed defenseman Jamie McBain to a two-year contract.

MAY 21 Signed defenseman Bobby Sanguinetti to a one-year, two-way contract.

MAY 21 Signed forward Nicolas Blanchard to a two-year, two-way contract.

JUNE 1 Signed forward Brody Sutter to a three-year, entry-level contract.

JUNE 1 Signed defenseman Justin Krueger to a one-year, two-way contract.

JUNE 7 Signed goaltender John Muse to a one-year, two-way contract.

JUNE 22 Acquired forward Jordan Staal from Pittsburgh in exchange for forward Brandon Sutter, defenseman Brian Dumoulin and Carolina's 2012 first-round (8th overall) draft pick.

JULY 1 Signed forward Jordan Staal to a 10-year contract extension. Signed defenseman Joe Corvo to a one-year contract. Signed goaltender Justin Peters to a two-year contract. Signed forward Brett Sutter to a one-year, two-way contract.

JULY 11 Signed defenseman Marc-Andre Gagnani to a one-year, two-way contract.

JULY 13 Signed forward Chris Terry to a two-year, two-way contract.

JULY 19 Signed forward Tim Wallace to a one-year, two-way contract.

JULY 20 Signed forward Jerome Samson to a one-year, two-way contract.

JULY 23 Signed forward Drayson Bowman to a two-year contract.

JULY 24 Signed defenseman Jay Harrison to a three-year contract extension. Signed forward Zach Boychuk to a one-year, two-way contract.

JULY 26 Signed forward Alexander Semin to a one-year contract.

AUGUST 8 Signed forward Jeff Skinner to a six-year contract extension.

SEPTEMBER 5 Signed forward Patrick Dwyer to a two-year contract extension.

SEPTEMBER 11 Signed forward Jeremy Welsh to a two-year contract.

## 2013

JANUARY 13 Signed goaltender Dan Ellis to a one-year contract. Acquired forward Kevin Westgarth from Los Angeles in exchange for forward Anthony Stewart, a 2013 fourth-round draft pick and a 2014 sixth-round draft pick in 2014. Acquired forward Luke Pither from Philadelphia in exchange for goaltender Brian Boucher and defenseman Mark Alt.

JANUARY 31 Forward Zach Boychuk claimed on waivers by Pittsburgh.

MARCH 13 Signed defenseman Danny Biega to a three-year, entry-level contract.

MARCH 14 Signed defenseman Keegan Lowe to a three-year, entry-level contract.

MARCH 16  
MARCH 21  
MARCH 25  
APRIL 2

APRIL 3

APRIL 10  
JUNE 25  
JUNE 28  
JUNE 30

JULY 5

JULY 9  
JULY 10

JULY 11  
JULY 15  
JULY 16  
JULY 19  
JULY 25  
AUGUST 20  
AUGUST 22  
SEPTEMBER 12  
SEPTEMBER 29

OCTOBER 2  
OCTOBER 31  
DECEMBER 6

DECEMBER 30

## 2014

JANUARY 1 Acquired defensemen John-Michael Liles and Dennis Robertson from Toronto in exchange for defenseman Tim Gleason.

MARCH 5 Acquired forward Andrei Loktionov and a conditional draft pick from New Jersey in exchange for forward Tuomo Ruutu.

APRIL 12 Signed forward Patrick Brown to a two-year, entry-level contract.

APRIL 28 Named Ron Francis general manager, Brian Tatum assistant general manager and Mike Vellucci assistant general manager and director of hockey operations. Jim Rutherford to remain in role of team president.

MAY 5 Relieved Kirk Muller, Dave Lewis and John MacLean of their coaching duties. Greg Stefan reassigned to pro scouting staff.

JUNE 19 Named Bill Peters head coach.

JUNE 20 Named Ricky Olczyk assistant general manager.

JUNE 24 Named Steve Smith assistant coach.

JULY 1 Named Don Waddell team president.

JULY 1 Signed forward Brad Malone to a two-year contract.

JULY 1 Signed forward Jay McClement to a one-year contract.

JULY 1 Signed goaltender Drew MacIntyre to a one-year, two-way contract.

JULY 3 Signed defenseman Tim Gleason to a one-year contract.

JULY 4 Signed forward Ben Holmstrom to a one-year, two-way contract.

JULY 15 Named David Marcoux goaltending coach.

NOVEMBER 20 Claimed forward Andrei Nestrasil on waivers from Detroit.

DECEMBER 18 Traded defenseman Jay Harrison to Winnipeg in exchange for Ottawa's 2015 sixth-round pick.

## 2015

FEBRUARY 25 Acquired a third-round selection in the 2016 NHL Draft and either a fifth- or sixth-round pick in the 2015 NHL Draft from Winnipeg in exchange for forward Jiri Tlustý.

FEBRUARY 25 Acquired defenseman Roland McKeown and a first-round draft pick from Los Angeles in exchange for defenseman Andrej Sekera.

FEBRUARY 28 Acquired defenseman Jack Hillen and a fourth-round pick in the 2015 NHL Draft from Washington in exchange for defenseman Tim Gleason.

MARCH 22 Signed goaltender Rasmus Tirronen to a one-year, entry-level contract.

APRIL 30 Team announced it would not renew the contract of AHL coach Jeff Daniels.

JUNE 15 Signed forward Derek Ryan to a one-year, two-way contract.

JUNE 27 Acquired goaltender Eddie Lack from Vancouver in exchange for Carolina's third-round pick in 2015 and seventh-round pick in 2016.

JUNE 27 Acquired defenseman James Wisniewski from Anaheim in exchange for goaltender Anton Khudobin.

JULY 1 Bought out the remainder of forward Alexander Semin's contract.

JULY 1 Signed forward T.J. Hensick to a one-year, two-way contract.

JULY 3 Named Mark Morris as head coach of the Charlotte Checkers (AHL).

AUGUST 31 Named Mark Craig, Jeff Daniels and Ray Whitney to the pro scouting staff, and named Don Elland to the amateur scouting staff.

SEPTEMBER 11 Acquired forwards Kris Versteeg and Joakim Nordstrom and Chicago's third-round pick in 2017 from Chicago in exchange for defenseman Dennis Robertson and Jake Massie and Carolina's fifth-round pick in 2017.

# YEAR BY YEAR

**NOVEMBER, 1971** — The World Hockey Association awards franchise to sports enthusiasts and businessmen Howard Baldwin, John Colburn, Godfrey Wood and William Barnes.

**JANUARY, 1972** — Jack Kelley, a highly successful coach at Boston University, joins the New England WHA franchise as coach and general manager. Newly formed team is named “WHALERS” because it contains the letters of the new league and it carries with it a part of the New England heritage.

**APRIL 19, 1972** — Larry Pleau becomes the first player to sign a Whalers contract. Later in the month, Brad Selwood, Rick Ley and Jim Dorey from the Toronto Maple Leafs and Tim Sheehy of Boston College/U.S. Olympic Team also join the club.

**OCTOBER 12, 1972** — Whalers play their first WHA game. Rebounding from a 2-0 deficit, the Whalers defeat the visiting Philadelphia Blazers 4-3 before 14,442 spectators at the Boston Garden. Tommy Williams scores first Whalers goal and Larry Pleau collects first Whalers game-winning goal.

**MAY 6, 1973** — Whalers defeat Winnipeg Jets 9-6 on national television (CBS) to gain World Trophy as the “Top Team” in the first season of the WHA. Jack Kelley is named later in month as the winner of the WHA’s Coach-of-the-Year Trophy while forward Terry Caffery is named the WHA’s Top Rookie.

**APRIL 6, 1974** — Whalers play their first game in Springfield, Mass. by coming back from a two-goal deficit to defeat the Chicago Cougars in the first game of the 1974 playoffs 6-4.

**JANUARY 11, 1975** — Whalers play first hockey game at new Hartford Civic Center before a sellout crowd of 10,507. After falling behind, they battle back to defeat the San Diego Mariners 4-3 in overtime, with Garry Swain scoring at 5:45.

**JANUARY 18, 1977** — Hartford plays host to the 1977 WHA All-Star Game. The East Division defeats the West Division 4-2 as future Whalers goaltender Louis Levasseur is selected Most Valuable Player for the East.

**MAY 23, 1977** — Whalers outduel the NHL to sign the entire Howe family (Gordie, Mark and Marty) to long-term contracts.

**JANUARY 18, 1978** — At 4:30 a.m., under the weight of snow and ice, the Hartford Civic Center Coliseum roof collapses. Springfield, Mass., welcomes the Whalers back and the “91 Club” is born. Over the next two years, the Whalers ask their fans to remain loyal while the Hartford roof is repaired and the building enlarged. Fewer than 300 people cancel their season tickets. When the building reopens, the “91 Club” has 4,200 members.

**JUNE 22, 1979** — Whalers join the National Hockey League with three other WHA clubs — Edmonton, Quebec and Winnipeg — as the NHL expands to 21 teams for the 1979-80 season. The World Hockey Association officially ceases operation.

**OCTOBER 11, 1979** — Whalers play their first NHL regular-season game at Minnesota. The North Stars win 4-1 with Gordie Roberts scoring the first Whalers NHL goal at 14:15 of the third period.

**FEBRUARY 6, 1980** — After an absence of two years and 19 days, the Whalers are “Home At Last.” The Whalers come back from a two-goal deficit to defeat the Los Angeles Kings 7-3 before a capacity crowd of more than 14,000 at the Hartford Civic Center.

**APRIL 6, 1980** — The Whalers defeat the Detroit Red Wings 5-3 to finish their first NHL season and qualify for postseason play for the eighth straight year of their eight-year existence. The Whalers set six expansion team records.

**JUNE 6, 1980** — Gordie Howe announces his retirement as a player, ending a 32-year career. He joins the Whalers front office.

**FEBRUARY 18, 1981** — Gordie Howe’s number 9 is officially retired.

**MAY 2, 1983** — Emile Francis, after building winning teams in New York and St. Louis, joins the Whalers as president and general manager.

**MARCH 24-APRIL 1, 1984** — Whalers collect seven points in their last six games and finish the season as the most improved team in the NHL. They total 66 points, 21 more than the previous season, and tie or break 57 club records.

**FEBRUARY, 1985** — Ron Francis becomes first Whaler to play in two NHL All-Star Games. He also is named team captain on February 22 when the Whalers acquire Mike Liut and future considerations (Jorgen Pettersson) from St. Louis for veterans Greg Millen and former team captain Mark Johnson.

**MARCH 10-29, 1985** — Whalers go on a nine-game unbeaten streak, including a club-record seven straight wins.

**FEBRUARY 4, 1986** — The Whalers host the 38th NHL All-Star Game before a sellout crowd of 15,126. Bryan Trottier nets the game-winner in overtime to give the Wales Conference a thrilling 4-3 victory over the Campbell Conference All-Stars. Sylvain Turgeon records an assist in the game.

**APRIL 12, 1986** — The Whalers complete a three-game playoff sweep of regular-season Adams Division champ Quebec with a 9-4 victory at the Civic Center. John Anderson leads the Whalers attack with six points.

**APRIL 29, 1986** — Montreal’s Claude Lemieux scores at 5:55 of overtime to give the Canadiens a 2-1 victory over the Whalers in the seventh game of the Adams Division Championship series.

**JUNE, 1986** — Emile Francis is named NHL Executive of the Year by both The Sporting News and The Hockey News.

**DECEMBER 26, 1986** — Doug Jarvis supplants Garry Unger as the NHL’s Ironman by participating in his 915th consecutive NHL game. In a close-checking “Jarvis-style” contest, the Whalers skate to a 1-1 tie with Montreal.

**APRIL 4, 1987** — The Whalers score three goals in less than four minutes during the third period, overcoming a 3-2 deficit to beat the Rangers 5-3 and clinch first place in the Adams Division.

**FEBRUARY 7, 1988** — Larry Pleau is named head coach of the Hartford Whalers. Pleau, 40, replaces Jack Evans, who served as the Whalers coach since the 1983-84 season.

**FEBRUARY 9, 1988** — Kevin Dineen becomes the first Whaler to start in an NHL All-Star Game, helping lead the Wales Conference over the Campbell Conference 6-5 with two assists, including the game-winner to Mario Lemieux in overtime.

**MARCH 29, 1988** — The Buffalo Sabres defeat the Quebec Nordiques 3-1, thus eliminating the Nordiques from the playoff race and clinching a playoff spot for the Whalers for the third straight year. The Whalers trailed the Nordiques by three points on March 19, but made up 10 points in as many days to push Quebec out of the playoffs.

**SEPTEMBER 7, 1988** — The sale of the Hartford Whalers by the team’s 16 partners to Donald Conrad and Richard Gordon is approved by the NHL Board of Governors.

**JANUARY 20, 1989** — Gordie Howe, Rick Ley, Jack Kelley, Bob Schmertz, Frank Keyes and Ella Grasso are honored as charter inductees of the Hartford Whalers Hall of Fame.

**MAY 11, 1989** — Ed Johnston is named vice president and general manager of the Whalers. Emile Francis retains position as team president (formally announced on June 6).

**JUNE 7, 1989** — Former Whalers captain Rick Ley is named head coach of the Whalers, replacing Larry Pleau.

**JUNE 18, 1989** — The NHL formally approves Richard Gordon and Colonial Realty as Whalers owners.

**SEPTEMBER 6, 1989** — Whalers officially open their new training and practice facility at Avon Old Farms School.

**MARCH 21, 1990** — Dave Keon and Howard Baldwin are inducted into the Whalers Hall of Fame at second annual induction ceremonies.

**FEBRUARY 23, 1991** — Whalers clinch playoff spot for sixth straight season.

**APRIL 1, 1991** — Pat Verbeek is only NHL player to lead team in goals scored and penalty minutes for second straight year.

**JUNE 7, 1991** — Jim Roberts is named head coach of the Whalers, replacing Rick Ley.

**NOVEMBER 26, 1991** — Defenseman Randy Ladouceur named the Whalers’ 10th team captain in their 20-year history.

**APRIL 1, 1992** — NHL players stage a strike, suspending the season for 10 days.

**MAY 2, 1992** — Whalers extend the Montreal Canadiens to the second overtime in Game 7 of the Adams Division Semifinals. Russ Courtnall’s goal at 12:02 a.m. (25:26 of OT) ends the Whalers’ first NHL season to extend into May.

**MAY 26, 1992** — Whalers name Brian Burke general manager, replacing Ed Johnston, who had been relieved of his duties on May 12.

**JUNE 2, 1992** — Whalers introduce new uniforms. The club changes to a predominant navy blue color scheme after 20 seasons in green.

**JUNE 15, 1992** — Whalers hire Paul Holmgren to replace Jim Roberts as head coach.

**APRIL 16, 1993** — Whalers finish the season with a 26-52-6 record and miss the playoffs for the first time since 1985.

**JUNE 26, 1993** — Whalers flip first round draft picks with San Jose and select Chris Pronger second overall in the 1993 NHL Entry Draft.

**JUNE 30, 1993** — Emile Francis announces his retirement, ending a 47-year hockey career.

**SEPTEMBER 1, 1993** — Brian Burke resigns as club president and general manager to join the NHL front office as executive vice president and director of hockey operations.

**SEPTEMBER 8, 1993** — Paul Holmgren is named acting general manager. He remains as head coach. Assistant coach Pierre McGuire elevated to assistant general manager. Kevin Maxwell named director of player personnel. Paul Gillis moved from an assistant coach in Springfield to an assistant coach of Hartford.

**NOVEMBER 17, 1993** — Paul Holmgren steps aside as head coach to concentrate on general manager duties. Pierre McGuire named head coach.

**JUNE 28, 1994** — Whalers purchased by Peter Karmanos Jr., Thomas Thewes and Jim Rutherford (KTR) for \$47.5 million. Jim Rutherford named president and general manager. Paul Holmgren named head coach. Whalers draft Jeff O'Neill fifth overall as they host the 1994 NHL Entry Draft in the Civic Center.

**MAY 3, 1995** — Whalers complete the abbreviated 1994-95 season with an increase in average attendance for the first time since 1987-88 (12.8%). Though they miss the playoffs for the third straight year, the Whalers have the NHL's best overtime record (4-0-5) for the second straight season.

**JULY 27, 1995** — Whalers acquire Brendan Shanahan from St. Louis for Chris Pronger.

**NOVEMBER 6, 1995** — Whalers replace head coach Paul Holmgren with Paul Maurice.

**DECEMBER 28, 1995** — Whalers re-acquire Kevin Dineen from the Philadelphia Flyers for future considerations.

**JANUARY 31-FEBRUARY 11, 1996** — The Whalers win the last five games of a six-game road trip, the best road trip in club history (5-1-0).

**APRIL 14, 1996** — Whalers complete the season with their best record (34-39-9) since the 1989-90 season (38-33-9). The team's home record is 22-15-4, which is the Whalers' best home-ice record since 1986-87.

**OCTOBER 9, 1996** — Whalers acquire Keith Primeau, Paul Coffey and a 1997 first-round draft pick from Detroit in exchange for Brendan Shanahan and Brian Glynn.

**DECEMBER 15, 1996** — Whalers acquire Kevin Haller, a first-round and a seventh-round draft pick in 1997 from Philadelphia in exchange for Paul Coffey and a third-round draft pick in 1997.

**JANUARY 18, 1997** — Whaler's head coach Paul Maurice serves as an assistant coach at the 47th All-Star Game. Geoff Sanderson represents the Whalers, scoring a goal.

**MARCH 18, 1997** — Whalers complete four deals at the trading deadline. Acquired Derek King, Chris Murray, Bates Battaglia, a fourth-round draft pick in 1998 and an eighth-round draft pick in 1998 by the end of the day.

**MARCH 26, 1997** — Whalers announce at a press conference that the team has signed an exit agreement with the Connecticut Development Authority to leave Hartford at the end of the season.

**APRIL 13, 1997** — Kevin Dineen scores the game winner as Hartford scores a 2-1 win over the Tampa Bay Lightning in the franchise's final game in Hartford.

**MAY 6, 1997** — Peter Karmanos announces that the team will relocate to Raleigh, N.C. The team will play in Greensboro, NC, for the first two seasons while a new arena is being built.

**JUNE 2, 1997** — Hurricanes open office in Morrisville, NC, to prepare for first season in North Carolina.

**JUNE 16, 1997** — Peter Karmanos and Jim Rutherford unveil logo.

**AUGUST 25, 1997** — Carolina acquires Trevor Kidd and Gary Roberts from Calgary for Andrew Cassels and Jean-Sebastien Giguere.

**SEPTEMBER 13, 1997** — Carolina plays its first preseason game against the New York Islanders at the Greensboro Coliseum.

**OCTOBER 1, 1997** — Carolina opens the franchise's 19th NHL season and first as the Carolina Hurricanes at Tampa Bay with a 4-2 loss. Kevin Dineen scores the first goal for the Hurricanes.

**OCTOBER 10, 1997** — Carolina registers its first win with a 2-1 victory over the New Jersey Devils. Steve Leach scores the game-winner.

**JANUARY 3, 1998** — Carolina acquires Martin Gelinas and Kirk McLean from Vancouver for Sean Burke, Geoff Sanderson and Enrico Ciccone.

**FEBRUARY 7, 1998** — The NHL shuts down for three weeks as NHL players compete at the Winter Olympics in Nagano, Japan. Carolina's Sami Kapanen plays for Team Finland, winning a Bronze Medal, and Keith Primeau completes the Olympic Tournament tied for third in scoring for Team Canada.

**FEBRUARY 18, 1998** — Carolina tenders offer sheet to Sergei Fedorov. NHL disputes offer sheet, so it goes to an arbitrator, John Sands, who rules the offer sheet to be valid on Feb. 26, 1998. Detroit matches offer sheet shortly after ruling that same day.

**MARCH 9, 1998** — Trevor Kidd named NHL Player of the Week after posting a 3-0-0 record with a .968 save percentage and a 1.00 GAA.

**MARCH 24, 1998** — Peter Karmanos receives Lester Patrick Award, which is presented annually to those individuals who have performed "outstanding service to hockey in the United States."

**MARCH 30, 1998** — Keith Primeau named NHL Player of the Week after totaling eight points (4g, 4a) and a (+7) in a 3-1-0 week.

**APRIL 14, 1998** — Carolina eliminated from playoffs during the final week of the season for the fourth year in a row.

**JULY 13, 1998** — Hurricanes sign franchise all-time leading scorer Ron Francis to a free agent contract.

**OCTOBER 28, 1998** — Carolina shuts out the Chicago Blackhawks 2-0 to take over the Southeast Division lead. The Hurricanes never relinquish the lead, remaining in first place for 173 consecutive days.

**NOVEMBER 2, 1998** — Goaltender Arturs Irbe named NHL Player of the Week (October 26-November 1) and NHL Player of the Month for October.

**DECEMBER 29, 1998** — Hurricanes acquire future Hall of Fame defenseman Paul Coffey from the Chicago Blackhawks in exchange for Nelson Emerson.

**JANUARY 24, 1999** — Arturs Irbe and Keith Primeau become the first Carolina Hurricanes to play in the NHL All-Star Game. It marks the first time since Kevin Dineen and Ulf Samuelsson participated in Rendez-Vous '87 that the organization has been represented by two players during all-star play.

**FEBRUARY 9, 1999** — Ron Francis tallies a season-high five points (2g, 3a) in his 1,300th game as the Carolina Hurricanes defeat the Toronto Maple Leafs 6-5 in the team's last visit to Maple Leaf Gardens.

**FEBRUARY 18, 1999** — Paul Coffey plays in his 1,300th game, joining Ron Francis as the only teammates in league history to accomplish the feat in the same season.

**FEBRUARY 21, 1999** — Ray Sheppard becomes only player in NHL history to score 20 goals in a single season for six different clubs by tallying two goals in Carolina's 4-1 victory over the New York Islanders.

**APRIL 9, 1999** — Carolina Hurricanes clinch the Southeast Division, marking the team's first division title since 1987.

**APRIL 24, 1999** — Ray Sheppard scores at 17:05 of overtime as the Carolina Hurricanes defeat the Boston Bruins 3-2, their first playoff win since April 29, 1992.

# YEAR BY YEAR

**MAY 2, 1999** — The Boston Bruins shut out the Hurricanes 2-0 to win the best-of-7 Eastern Conference Quarterfinals 4-2.

**MAY 3, 1999** — Hurricanes defenseman Steve Chiasson dies in a one-car accident.

**JUNE 10, 1999** — Hurricanes agree to a three-year affiliation with the Cincinnati Cyclones of the International Hockey League (IHL).

**OCTOBER 29, 1999** — Carolina Hurricanes host the New Jersey Devils in their home opener at the new Raleigh Entertainment & Sports Arena.

**NOVEMBER 5, 1999** — Captain Ron Francis becomes the sixth player in NHL history to reach 1,500 points.

**NOVEMBER 7, 1999** — Carolina defeats the Washington Capitals 3-2 to earn its first win at the Entertainment & Sports Arena.

**DECEMBER 23, 1999** — Paul Coffey becomes the first defenseman in league history to total 1,500 points. Along with Ron Francis, Coffey becomes part of the first pair of teammates to reach the milestone during the same season.

**JANUARY 23, 2000** — Hurricanes acquire forward Rod Brind'Amour, goaltender Jean-Marc Pelletier and a second-round pick in 2000 entry draft in exchange for Keith Primeau and a fifth-round draft pick in 2000.

**FEBRUARY 5, 2000** — Competing in his first All-Star weekend, Sami Kapanen wins the fastest skater event during the Fed Ex/NHL Superskills contest with a time of 13.649 seconds.

**APRIL 3, 2000** — Arturs Irbe named NHL Player of the Week for week ending April 2 by posting 3-1-0 record with a 1.75 goals against average, a .933 save percentage, and one shutout.

**APRIL 8, 2000** — Head coach Paul Maurice becomes the franchise's all-time winningest coach with a 4-3 victory over the Atlanta Thrashers. The win surpassed Jack Evans total of 163.

**JUNE 24, 2000** — Hurricanes acquire defenseman Sandis Ozolinsh and a second-round draft pick (Tomas Kurka) in 2000 from Colorado in exchange for Nolan Pratt, a first-round draft pick (Vaclav Nedorost) and two second-round picks (Jared Aulin, Argis Saviels) in 2000.

**DECEMBER 18, 2000** — Hurricanes agree to a multi-year affiliation with the Lowell Lock Monsters of the American Hockey League (AHL).

**FEBRUARY 4, 2001** — Defenseman Sandis Ozolinsh becomes the first Carolina Hurricane to start in an NHL All-Star Game.

**MARCH 14, 2001** — Ron Francis earns an assist against Atlanta to become to first player to total 1,000 points with the franchise.

**APRIL 4, 2001** — Jeff O'Neill becomes the first franchise player to score 40 goals in a season since Brendan Shanahan in 1995-96.

**APRIL 6, 2001** — The Hurricanes defeat Atlanta 3-2 in Raleigh to clinch their second trip to the playoffs in three years.

**JANUARY 2, 2002** — Ron Francis, playing in his 1,000th career game with the franchise, beats Byron Dafoe of the Boston Bruins for his 500th career NHL goal.

**JANUARY 16, 2002** — Carolina acquires defenseman Bret Hedican, forward Kevyn Adams and defenseman Tomas Malec from Florida in exchange for defenseman Sandis Ozolinsh and forward Byron Ritchie.

**JANUARY 26, 2002** — Ron Francis assists on Jeff O'Neill's goal at Philadelphia to pass Ray Bourque for second on the NHL's all-time assist list.

**MARCH 5, 2002** — The Hurricanes acquire goaltender Kevin Weekes from Tampa Bay in exchange for forwards Shane Willis and Chris Dingman.

**APRIL 3, 2002** — The Hurricanes set a new single-season attendance record, breaking the franchise mark set in 1987-88. In all, 635,868 fans attend games during the 2001-02 regular season.

**APRIL 10, 2002** — The Hurricanes defeat the Tampa Bay Lightning 4-2 at the Entertainment & Sports Arena to clinch their second Southeast Division title in four years.

**APRIL 27, 2002** — Kevin Weekes shuts out New Jersey 1-0 in Game 6 of the Eastern Conference Quarterfinals at the Continental Airlines Arena as Carolina clinches the franchise's first playoff series win since 1986 and first best-of-7 series win.

**MAY 13, 2002** — Carolina breaks or ties 18 franchise records in its 8-2 Game 6 victory over the Montreal Canadiens at the Molson Centre to clinch the Eastern Conference Semifinals 4-2. The victory marks the first time the franchise defeats Montreal in a postseason series.

**MAY 28, 2002** — Martin Gelinas scores at 8:05 of overtime to give the Hurricanes a 2-1 victory against Toronto in Game 6 of the Eastern Conference Finals at Air Canada Centre. With the win, Carolina clinches the first Conference championship in franchise history and earns its first trip to the Stanley Cup Finals.

**JUNE 8-9, 2002** — The Hurricanes host Game 3 of the Stanley Cup Finals against Detroit, marking the first Stanley Cup finals game at the Entertainment & Sports Arena. The game goes into triple-overtime before the Red Wings' Igor Larionov scores at the 54:47 mark of overtime.

**JUNE 20, 2002** — Ron Francis wins the Lady Byng Trophy and the King Clancy Trophy at the 2002 NHL Awards in Toronto.

**SEPTEMBER 19, 2002** — A 20-year agreement with RBC Centura is announced to rename the Entertainment & Sports Arena as the RBC Center.

**JANUARY 18, 2003** — Ron Francis plays in his 1,616th career NHL game, a 5-2 loss at New Jersey, moving past Larry Murphy (1,615) and into sole possession of third place on the NHL's all-time games played list.

**MARCH 18, 2003** — Damian Surma scores his first career NHL goal in his first game, becoming the fifth Hurricane to accomplish that feat during the 2002-03 season (Jeff Heerema, Tomas Kurka, Mike Zigomanis, Brad DeFauw). Surma was the eighth and final Hurricane to score his first NHL goal during the season.

**APRIL 6, 2003** — The Hurricanes set a new single-season attendance record, breaking the franchise mark set the previous season. In total, 642,973 fans attend games at the RBC Center during the 2002-03 hockey season.

**DECEMBER 15, 2003** — The Hurricanes name Peter Laviolette as the franchise's 11th head coach. Kevin McCarthy is retained as an assistant coach and former Hurricane player Jeff Daniels is also named assistant coach. Paul Maurice, Randy Ladouceur and Don Edwards are relieved of their coaching duties.

**MARCH 5, 2004** — Kevyn Adams beats Atlanta's Pasi Nurminen with 0.4 seconds left in overtime and the Thrashers on the power-play to break the franchise record for shorthanded goals in a season (5).

**JUNE 26-27, 2004** — The Hurricanes host the NHL Entry Draft at the RBC Center, drawing 15,672 fans for day one — the largest draft crowd in more than a decade. Carolina makes noise on the floor as well, trading the eighth overall selection and a second-round pick for the fourth overall selection, taking top-rated North American skater Andrew Ladd.

**SEPTEMBER 15, 2004** — NHL Commissioner Gary Bettman confirms that NHL teams will not play until the Collective Bargaining Agreement is replaced, delaying the start of the 2004-05 season.

**FEBRUARY 16, 2005** — NHL Commissioner Gary Bettman announces the cancellation of the 2004-05 season.

**JULY 22, 2005** — NHL Board of Governors ratifies new six-year Collective Bargaining Agreement with the NHLPA.

**AUGUST 25, 2005** — Rod Brind'Amour named Hurricanes team captain.

**OCTOBER 7, 2005** — Cam Ward earns his first NHL win, stopping Ziggy Palffy, Mario Lemieux and Sidney Crosby in Carolina's first shootout game and first win of 2005-06.

**JANUARY 19, 2006** — Carolina wins its ninth straight game, marking the second nine-game win streak of the season and in franchise history. The Hurricanes become just the fifth team in NHL history to post two win streaks of nine games or more in a single season.

**JANUARY 31, 2006** — Hurricanes win 8-2 at Montreal for their 13th win in January making Carolina the seventh team in NHL history to win 13 games in a month.

**MARCH 31, 2006** — Hurricanes win their 48th game of the season to clinch their third Southeast Division title with a 3-2 win against Florida. Carolina would go on to a 52-22-8 overall record, finishing second in the Eastern Conference standings and setting franchise highs for wins and points (112) in a season.

**MAY 2, 2006** — Cory Stillman scores 1:19 into overtime of Game 6 at Montreal for Carolina's fourth-straight win against the Canadiens after falling behind 2-0 in the teams' Eastern Conference Quarterfinals series.

**MAY 5, 2006** — Cam Ward records his first NHL shutout as Carolina defeats New Jersey 6-0 in Game 1 of the Eastern Conference Semifinals. The Hurricanes would go on to win the series 4-1.

**JUNE 1, 2006** — Carolina defeats Buffalo 4-2 in Game 7 of the Eastern Conference Finals, sending the Hurricanes to the Stanley Cup Finals for the second time in four years and the second time in franchise history.

**JUNE 19, 2006** — Justin Williams scores into an empty net with 1:01 remaining in the third period to give Carolina a 3-1 win in Game 7 of the Stanley Cup Finals. The win marks the first Stanley Cup championship in franchise history and the first major professional sports championship in North Carolina. Cam Ward wins the Conn Smythe Trophy as the playoffs' Most Valuable Player.

**JUNE 22, 2006** — Rod Brind'Amour wins the Frank J. Selke Trophy at the NHL Awards in Vancouver.

**FEBRUARY 8, 2007** — Ray Whitney sets a franchise record scoring three even-strength goals in a 1:40 span in the second period of Carolina's 5-2 win at Boston. The feat marks the fastest three even-strength goals in the NHL since Bill Mosienko scored three times in 21 in his Blackhawks' 7-6 win at NY Rangers, March 23, 1952.

**MARCH 24, 2007** — Hurricanes establish a new single-season attendance record of more than 650,000 fans when they host an overflow crowd of 18,763 against San Jose. Carolina finishes the season having hosted 712,861 fans in its 41 home games, an average of 17,387 fans per game and 93.3% of the RBC Center's capacity.

**JUNE 14, 2007** — Rod Brind'Amour wins the Frank J. Selke Trophy at the NHL Awards in Toronto.

**JUNE 5, 2008** — Glen Wesley announces his retirement as a player and is named director of defensemen development. President/General Manager Jim Rutherford announces that Wesley's No. 2 jersey would be retired to the RBC Center rafters. Wesley retired as the Hurricanes' all-time games-played leader, having played in 728 regular-season games since the team's relocation to North Carolina in 1997. He played 913 games with the franchise, second only to Hall of Famer Ron Francis (1,186).

**JULY 12, 2008** — Carolina Hurricanes and the Centennial Authority announce a five-year extension of the team's lease of the RBC Center, making the final year of the lease 2024.

**SEPTEMBER 10, 2008** — The Carolina Hurricanes unveil their alternate third uniform at a news conference on the ice at the RBC Center. Tim Gleason, Eric Staal and Cam Ward model the team's newest look, which includes a primarily black jersey with the secondary flag logo on the chest, black pants and black helmets. The team announces that the new uniforms will be worn in a game for the first time when the Hurricanes host Detroit on October 13, and will be worn for 15 home games in 2008-09.

**SEPTEMBER 11, 2008** — Hurricanes sign forward Eric Staal to a seven-year contract extension, which will begin in 2009-10 and will run through 2015-16.

**DECEMBER 3, 2008** — Paul Maurice is named head coach and Ron Francis is named associate head coach; Peter Laviolette relieved of his head coaching duties.

**MARCH 7, 2009** — The Hurricanes score a 9-3 win at Tampa Bay, marking the most goals in a game for the team since relocating to North Carolina. Eric Staal scores four goals marking the first time a player had scored four goals since relocation, and the third time the feat was accomplished in franchise history. Staal's six points set a Hurricanes record and tied the franchise record for points in a game.

**MARCH 28, 2009** — The Hurricanes finish March 2009 with a 10-1-2 record (22 points), making it the best March, and second-best month, in franchise history (January 2006: 13-1-0 – 26 points).

**APRIL 7, 2009** — Cam Ward earns his 39th win of the season in Carolina's 9-0 rout of the New York Islanders. For Ward, the win breaks Martin Gerber's franchise record of 38 wins set in 2005-06, and marks his franchise-best tying sixth shutout of the season. The game marks Eric Staal's fourth hat trick of the season, setting a new franchise mark in that category. For the Hurricanes, it marks their 45th win of the regular season – the second-best wins total in franchise history next to 2005-06.

**APRIL 9, 2009** — The Hurricanes' franchise-record 12-game home winning streak is snapped in a 5-1 loss against Buffalo. The 12-game home winning streak shatters the previous franchise-best nine-game home winning streak accomplished twice during the championship 2005-06 season.

**APRIL 28, 2009** — "The Shock at the Rock" – Trailing 3-2 with 1:20 remaining in regulation, Jussi Jokinen scores the tying goal in Game 7 of the Eastern Conference Quarterfinals at New Jersey's Prudential Center. Eric Staal then beats Martin Brodeur with 32 seconds remaining and the Hurricanes advance to the second round.

**MAY 14, 2009** — Scott Walker beats Tim Thomas 18:46 into overtime of Game 7 of the Eastern Conference Semifinals at TD Banknorth Garden to give the Hurricanes a 3-2 win. The Hurricanes become just the fourth team to advance to the Eastern Conference Finals three times in the first decade of the 2000s, joining New Jersey, Philadelphia and Pittsburgh in that group.

**SEPTEMBER 30, 2009** — Hurricanes sign goaltender Cam Ward to a six-year contract extension, which begins in 2010-11 and will run through 2015-16.

**JANUARY 20, 2010** — Hurricanes name Eric Staal captain and Rod Brind'Amour alternate captain.

**APRIL 8, 2010** — The National Hockey League announces that the Hurricanes will host the 2011 NHL All-Star Game at the RBC Center.

**JUNE 30, 2010** — Rod Brind'Amour announces his retirement as a player.

**OCTOBER 4, 2010** — The Hurricanes take on SKA St. Petersburg in an exhibition game. Carolina is the first NHL team to play in Russia in more than 20 years.

**OCTOBER 7-8, 2010** — The Hurricanes take part in the 2010 Compuware NHL Premiere, playing two games against the Minnesota Wild at Hartwall Arena in Helsinki, Finland. Carolina wins both games.

**JANUARY 28-30, 2011** — The Hurricanes host NHL All-Star Weekend. Team Lidstrom downs Team Staal by an 11-10 score in the All-Star Game. Jamie McBain, Jeff Skinner, Eric Staal and Cam Ward represent Carolina in the events.

**JUNE 22, 2011** — Jeff Skinner becomes the first player in Carolina's franchise history to win the Calder Trophy as the NHL's rookie of the year.

**NOVEMBER 28, 2011** — Kirk Muller is named head coach. Paul Maurice relieved of his coaching duties. John MacLean joins Carolina's coaching staff three days later.

**JUNE 20, 2012** — Justin Faulk is named to the 2011-12 NHL All-Rookie Team.

**JUNE 22, 2012** — The Hurricanes acquire Jordan Staal from Pittsburgh in a draft-day trade that sends Brandon Sutter, Brian Dumoulin and the eighth-overall pick to the Penguins. Staal signs a 10-year contract extension with Carolina nine days later.

**APRIL 27, 2013** — Hurricanes complete the abbreviated 2012-13 season, and set a franchise record for average, per-game attendance (17,560), eclipsing the previous record of 17,387 set during the 2006-07 season.

**APRIL 28, 2014** — Hurricanes name Ron Francis general manager. Also name Mike Vellucci assistant general manager and director of hockey operations, and name Brian Tatum assistant general manager. Jim Rutherford to remain with the Hurricanes as team president.

**MAY 5, 2014** — Kirk Muller, Dave Lewis and John MacLean relieved of their coaching duties. Greg Stefan reassigned to pro scouting staff.

**JUNE 6, 2014** — Jim Rutherford resigns as Hurricanes president and accepts general manager position with the Pittsburgh Penguins.

**JUNE 19, 2014** — Bill Peters is named head coach. Steve Smith joins the coaching staff as an assistant five days later, and David Marcoux as goaltending coach in July.

**JUNE 20, 2014** — Ricky Olczyk named assistant general manager.

**JULY 1, 2014** — Don Waddell named team president.

**JULY 1, 2015** — Team buys out final three seasons of Alexander Semin's contract.

# 2013-14 IN REVIEW

## CLOSING GAME ROSTER *vs. Philadelphia Flyers (road 4/13/14)*

<b>4</b>	Andrej Sekera	D	<b>16</b>	Elias Lindholm	C	<b>25</b>	Joni Pitkanen (injured)	D	<b>35</b>	Justin Peters	G
<b>5</b>	Mike Komisarek	D	<b>18</b>	Radek Dvorak	RW	<b>26</b>	John-Michael Liles	D	<b>39</b>	Patrick Dwyer	RW
<b>8</b>	Andrei Loktionov	C	<b>19</b>	Jiri Tlusty	RW	<b>27</b>	Justin Faulk	D	<b>44</b>	Jay Harrison	D
<b>11</b>	Jordan Staal	C	<b>20</b>	Riley Nash	C	<b>28</b>	Alexander Semin	RW	<b>53</b>	Jeff Skinner	C
<b>12</b>	Eric Staal	C	<b>21</b>	Drayson Bowman	LW	<b>30</b>	Cam Ward	G	<b>65</b>	Ron Hainsey	D
<b>14</b>	Nathan Gerbe	LW	<b>22</b>	Manny Malhotra	C	<b>31</b>	Anton Khudobin	G	<b>73</b>	Brett Bellemore	D

## FINAL METROPOLITAN DIVISION STANDINGS

	GP	W	L	OT	GF	GA	PTS
PITTSBURGH	82	51	24	7	249	207	109
NY RANGERS	82	45	31	6	218	193	96
PHILADELPHIA	82	42	30	10	236	235	94
COLUMBUS	82	43	32	7	231	216	93
WASHINGTON*	82	38	30	14	235	240	90
NEW JERSEY*	82	35	29	18	197	208	88
CAROLINA*	82	36	35	11	207	230	83
NYISLANDERS*	82	34	37	11	225	267	79

\*Did not make playoffs.

## COMPLETE RESULTS *(\*Overtime \*\*Shootout)*

DATE	W/L	SCORE	OPP.	DATE	W/L	SCORE	OPP.
10/4	OT	2-3*	DET	1/4	W	3-2	NYI
10/6	W	2-1	PHI	1/5	W	2-1	NSH
10/8	L	2-5	at PIT	1/9	W	6-1	TOR
10/10	W	3-2	at WSH	1/10	L	0-3	at CBJ
10/11	OT	1-2**	LA	1/13	L	0-2	CGY
10/13	L	3-5	PHX	1/18	W	3-2	FLA
10/15	OT	2-3**	CHI	1/19	L	3-5	TB
10/17	W	3-2	at TOR	1/22	W	3-2	at PHI
10/19	W	4-3	at NYI	1/23	W	5-3	at BUF
10/24	L	1-3	at MIN	1/25	W	6-3	OTT
10/25	L	2-4	at COL	1/27	W	3-2	CBJ
10/28	L	1-3	PIT	1/28	L	0-3	at MTL
11/1	L	0-3	TB	1/31	W	3-1	STL
11/2	L	1-5	at NYR	2/4	L	1-2	WPG
11/5	W	2-1*	PHI	2/7	W	5-1	FLA
11/7	W	1-0	NYI	2/8	L	1-4	MTL
11/9	OT	2-3**	MIN	2/25	L	2-3	at BUF
11/12	W	2-1	COL	2/27	L	1-4	at DAL
11/15	W	3-2**	ANA	3/1	L	1-3	at LA
11/16	L	2-4	at STL	3/2	L	3-5	at ANA
11/18	L	1-4	BOS	3/4	W	3-2	at SJ
11/21	L	3-4	at DET	3/7	L	2-4	NYR
11/23	OT	2-3*	at BOS	3/8	L	4-5	at NJ
11/24	W	4-1	OTT	3/11	W	3-1	NYR
11/27	W	4-3	at NJ	3/13	W	4-2	BUF
11/29	L	2-5	NJ	3/15	L	1-5	at BOS
12/1	L	2-3	VAN	3/16	L	1-2	EDM
12/3	W	4-1	at WSH	3/18	W	3-1	at CBJ
12/5	W	5-2	at NSH	3/21	L	2-3	at CHI
12/6	W	5-3	SJ	3/22	W	3-2	at WPG
12/9	L	0-2	at VAN	3/25	L	4-5	NYI
12/10	OT	4-5*	at EDM	3/27	W	3-0	at FLA
12/12	OT	1-2*	at CGY	3/29	OT	2-3*	CBJ
12/14	W	3-1	at PHX	3/31	OT	1-2**	OTT
12/20	L	2-4	WSH	4/1	W	4-1	at PIT
12/21	OT	2-3*	at TB	4/3	W	4-1	DAL
12/23	L	3-4	CBJ	4/5	L	1-3	NJ
12/27	OT	3-4*	PIT	4/8	L	1-4	at NYR
12/29	L	2-5	at TOR	4/10	L	2-5	WSH
12/31	W	5-4*	MTL	4/11	W	2-1	at DET
1/2	W	4-3*	at WSH	4/13	W	6-5**	at PHI

## MAJOR TRADES

**6/30/13** – Acquired Andrej Sekera from Buffalo in exchange for Jamie McBain and a 2013 second-round pick.

**9/29/13** – Acquired Kellan Tochkin and a 2014 fourth-round pick from Vancouver in exchange for Zac Dalpe and Jeremy Welsh

**12/30/13** – Acquired Greg Nemisz from Calgary in exchange for Kevin Westgarth.

**1/1/14** – Acquired John-Michael Liles and Dennis Robertson from Toronto in exchange for Tim Gleason.

**3/5/14** – Acquired Andrei Loktionov and a conditional draft pick from New Jersey in exchange for Tuomo Ruutu.

## FINAL STATISTICS *(Hurricanes games only)*

PLAYER	SCORING <i>(*Rookies)</i>										
	GP	G	A	PTS	PIM	PP	SH	GW			
ERIC STAAL	79	21	40	61	74	1	2	0			
JEFF SKINNER	71	33	21	54	22	11	0	6			
ANDREJ SEKERA	74	11	33	44	20	4	1	1			
ALEXANDER SEMIN	65	22	20	42	42	6	1	3			
JORDAN STAAL	82	15	25	40	34	2	1	2			
JUSTIN FAULK	76	5	27	32	37	2	0	1			
NATHAN GERBE	81	16	15	31	36	3	2	1			
JIRI TLUSTY	68	16	14	30	22	0	2	5			
RILEY NASH	73	10	14	24	29	1	0	3			
PATRICK DWYER	75	8	14	22	14	0	2	2			
ELIAS LINDHOLM*	58	9	12	21	4	4	0	2			
TUOMO RUUTU	57	5	11	16	34	2	0	1			
JAY HARRISON	68	4	11	15	44	1	0	1			
RON HAINSEY	82	4	11	15	45	0	0	1			
MANNY MALHOTRA	69	7	6	13	18	0	0	1			
DRAYSON BOWMAN	70	4	8	12	16	0	0	0			
RYAN MURPHY*	48	2	10	12	10	1	0	0			
ANDREI LOKTIONOV	20	3	7	10	2	2	0	1			
RADEK DVORAK	60	4	5	9	41	0	0	2			
JOHN-MICHAEL LILES	35	2	7	9	8	1	0	0			
BRETT BELLEMORE*	64	2	6	8	45	0	0	0			
ZACH BOYCHUK	11	1	3	4	0	0	0	0			
MIKE KOMISAREK	32	0	4	4	14	0	0	0			
BRETT SUTTER	17	1	1	2	9	0	0	1			
CHRIS TERRY*	10	0	2	2	0	0	0	0			
JUSTIN PETERS	21	0	2	2	4	0	0	0			
TIM GLEASON	17	0	1	1	10	0	0	0			
CAM WARD	30	0	1	1	2	0	0	0			
AARON PALUSHAJ	2	0	0	0	0	0	0	0			
KEVIN WESTGARTH	12	0	0	0	4	0	0	0			
ANTON KHUDBOIN	36	0	0	0	0	0	0	0			

PLAYER	GOALTENDING						W-L-OT
	GP	MINS	GA	GAA	SO		
CAM WARD	30	1645	84	3.06	0	10-12-6	
ANTON KHUDBOIN	36	2084	80	2.30	1	19-14-1	
JUSTIN PETERS	21	1225	51	2.50	1	7-9-4	

## SEASON HIGHLIGHTS

- Hurricanes 2013 first-round (fifth overall) pick Elias Lindholm makes his NHL debut in the team's season opener against Detroit – October 4, 2013.
- Four Hurricanes players represent their respective countries at the 2014 Winter Olympic Games in Sochi, Russia: Justin Faulk (U.S.A.), Andrej Sekera (Slovakia), Alexander Semin (Russia). Ruutu wins his second Olympic Bronze Medal with Team Finland – February 2014.
- Named Ron Francis general manager, Brian Tatum assistant general manager and Mike Vellucci assistant general manager and director of hockey operations. Jim Rutherford to remain with the Hurricanes as team president – April 28, 2014.
- Relieved Kirk Muller, Dave Lewis and John MacLean of their coaching duties and reassigned Greg Stefan to the pro scouting staff – May 5, 2014.
- Jim Rutherford resigns as team president to become general manager of the Pittsburgh Penguins – June 6, 2014.
- Name Bill Peters head coach – June 19, 2014.
- Name Ricky Olczyk assistant general manager – June 20, 2014.
- Name Steve Smith assistant coach – June 24, 2014.
- Name Don Waddell team president – July 1, 2014.
- Name David Marcoux goaltending coach – July 15, 2014.



## CLOSING GAME ROSTER vs. Pittsburgh Penguins (road 4/27/13)

<b>4</b>	Jamie McBain	D	<b>19</b>	Jiri Tlustý	RW	<b>30</b>	Cam Ward	G	<b>53</b>	Jeff Skinner	C
<b>6</b>	Tim Gleason	D	<b>21</b>	Drayson Bowman (injured)	LW	<b>31</b>	Dan Ellis	G	<b>59</b>	Chad LaRose	RW
<b>8</b>	Kevin Westgarth	RW	<b>24</b>	Bobby Sanguinetti	D	<b>35</b>	Justin Peters	G	<b>72</b>	Nicolas Blanchard	C
<b>11</b>	Jordan Staal	C	<b>25</b>	Joni Pitkanen (injured)	D	<b>37</b>	Tim Brent	C	<b>77</b>	Joe Corvo	D
<b>12</b>	Eric Staal	C	<b>27</b>	Justin Faulk	D	<b>39</b>	Patrick Dwyer	RW			
<b>13</b>	Jared Staal	RW	<b>28</b>	Alexander Semin (injured)	RW	<b>44</b>	Jay Harrison (injured)	D			
<b>15</b>	Tuomo Ruutu	LW	<b>29</b>	Tim Wallace	RW	<b>47</b>	Marc-Andre Bergeron	D			

### FINAL SOUTHEAST DIVISION STANDINGS

	GP	W	L	OT	GF	GA	PTS
WASHINGTON	48	27	18	3	149	130	57
WINNIPEG*	48	24	21	3	128	144	51
CAROLINA*	48	19	25	4	128	160	42
TAMPA BAY*	48	18	26	4	148	150	40
FLORIDA*	48	15	27	6	112	171	36

\*Did not make playoffs.

### COMPLETE RESULTS (\*Overtime \*\*Shootout)

DATE	W/L	SCORE	OPP.	DATE	W/L	SCORE	OPP.
1/19	L	1-5	at FLA	3/12	W	4-0	at WSH
1/22	L	1-4	TB	3/14	L	3-2	WSH
1/24	W	6-3	BUF	3/16	L	4-1	at TB
1/25	W	3-1	at BUF	3/18	OT	2-1**	at NYR
1/28	L	5-3	BOS	3/19	L	4-1	FLA
2/1	W	1-0	OTT	3/21	L	4-1	NJ
2/2	L	5-3	at PHI	3/26	L	4-1	WPG
2/4	W	4-1	at TOR	3/28	L	6-3	at TOR
2/7	W	3-2*	at OTT	3/30	W	3-1	at WPG
2/9	OT	4-3*	at PHI	4/1	L	4-1	at MTL
2/11	W	6-4	at NYI	4/2	L	5-3	WSH
2/12	W	4-2	at NJ	4/4	L	5-0	TB
2/14	W	3-1	TOR	4/6	L	4-1	NYR
2/18	L	3-0	at MTL	4/8	L	6-2	at BOS
2/21	L	4-3	WPG	4/9	L	5-3	PIT
2/23	L	5-2	TB	4/11	L	3-1	at WSH
2/24	W	4-2	at NYI	4/13	W	4-2	BOS
2/26	L	3-0	at WSH	4/16	L	3-2	at OTT
2/28	W	4-1	PIT	4/18	OT	4-3*	at WPG
3/2	W	6-2	FLA	4/20	L	5-3	PHI
3/3	W	3-2	at FLA	4/21	W	3-2	at TB
3/5	W	4-3	BUF	4/23	W	4-3**	NYI
3/7	L	4-2	MTL	4/25	OT	4-3*	NYR
3/9	W	6-3	NJ	4/27	L	8-3	at PIT

### FINAL STATISTICS (Hurricanes games only)

PLAYER	GP	SCORING (*Rookies)						
		G	A	PTS	PIM	PP	SH	GW
ERIC STAAL	48	18	35	53	54	3	1	4
ALEXANDER SEMIN	44	13	31	44	46	4	0	1
JIRI TLUSTY	48	23	15	38	18	4	0	3
JORDAN STAAL	48	10	21	31	32	1	0	1
JEFF SKINNER	42	13	11	24	26	5	0	0
JOE CORVO	40	6	11	17	14	3	0	2
PATRICK DWYER	46	8	8	16	12	1	1	0
JUSTIN FAULK	38	5	10	15	15	1	1	0
JAY HARRISON	47	3	7	10	51	0	0	2
TUOMO RUUTU	17	4	5	9	8	0	0	0
RILEY NASH*	32	4	5	9	8	0	0	0
JONI PITKANEN	22	1	8	9	12	0	0	0
TIM GLEASON	42	0	9	9	40	0	0	0
JAMIE MCBAIN	40	1	7	8	12	0	0	0
BOBBY SANGUINETTI*	37	2	4	6	4	0	0	1
DRAYSON BOWMAN	37	3	2	5	17	0	0	0
KEVIN WESTGARTH	31	2	2	4	45	0	0	0
CHAD LAROSE	35	2	2	4	29	0	0	0
MARC-ANDRE BERGERON	13	0	4	4	5	0	0	0
ZAC DALPE	10	1	2	3	0	0	0	0
TIM BRENT	30	0	3	3	8	0	0	0
TIM WALLACE	28	1	1	2	17	0	0	0
BRETT BELLEMORE*	8	0	2	2	7	0	0	0
DAN ELLIS	19	0	2	2	0	0	0	0
CHRIS TERRY*	3	1	0	1	0	0	0	1
JEREMY WELSH*	5	0	1	1	0	0	0	0
ANDREAS NODL	8	0	1	1	2	0	0	0
ZACH BOYCHUK	1	0	0	0	0	0	0	0
MARC-ANDRE GRAGNANI	1	0	0	0	0	0	0	0
JARED STAAL*	2	0	0	0	2	0	0	0
BRETT SUTTER	3	0	0	0	4	0	0	0
RYAN MURPHY*	4	0	0	0	2	0	0	0
MICHAEL JORDAN*	5	0	0	0	2	0	0	0
NICOLAS BLANCHARD*	9	0	0	0	20	0	0	0
CAM WARD	17	0	0	0	0	0	0	0
JUSTIN PETERS	19	0	0	0	0	0	0	0

PLAYER	GP	GOALTENDING				
		MIN	GA	GAA	SO	W-L-OT
CAM WARD	17	929	44	2.84	0	9-6-1
DAN ELLIS	19	997	52	3.13	1	6-8-2
JUSTIN PETERS	19	954	55	3.46	1	4-11-1

### SEASON HIGHLIGHTS

- At its 75th Anniversary Gala, USA Hockey honors Hurricanes Owner/CEO Peter Karmanos Jr. with the Distinguished Achievement Award – June 8, 2012.
- The National Hockey League announces the cancellation of 82 games scheduled for Oct. 11-24, due to the absence of a Collective Bargaining Agreement with the NHL Players' Association. – October 4, 2012.
- Ron Francis is selected into the North Carolina Sports Hall of Fame, becoming the first hockey representative in the museum. He is enshrined along with 10 others on May 2 – January 7, 2013.
- The NHL and NHLPA announce an agreement on the framework of a new Collective Bargaining Agreement – January 6, 2013.
- The NHL begins an abbreviated 48-game schedule – January 19, 2013.
- CBS announces that former Hurricanes player Bates Battaglia and his brother Anthony will be cast members on the 22nd season of its popular reality show, *The Amazing Race*. The Battaglia brothers would go on to win the competition – Jan. 23, 2013.
- Joni Pitkanen suffers a broken calcaneus (heel) injury. Pitkanen would miss the remaining 13 games of 2012-13 and all of 2013-14 – April 2, 2013.
- Doris E. Barksdale, longtime community liaison and motivational consultant for the Hurricanes, passes away at age 77 – April 3, 2013.
- Jared Staal is recalled from the Charlotte Checkers (AHL). He would start on a line alongside his brothers Eric and Jordan the next night at PNC Arena against the New York Rangers, marking the fourth time in NHL history that a trio of brothers played for the same team in the same season – April 24, 2013.

### MAJOR TRADES

- 6/22/12** – Acquired Jordan Staal from Pittsburgh in exchange for Brandon Sutter, Brian Dumoulin and Carolina's 2012 first-round (8th overall) draft pick. Staal signed a 10-year contract on July 1.
- 7/26/12** – Signed Alexander Semin to a one-year contract.
- 8/8/12** – Signed Jeff Skinner to a six-year contract extension.
- 1/13/13** – Acquired Kevin Westgarth from Los Angeles in exchange for Anthony Stewart, a fourth-round draft pick in 2013 and a sixth-round draft pick in 2014.
- 1/13/13** – Acquired Luke Pither from Philadelphia in exchange for Brian Boucher and Mark Alt.
- 1/31/13** – Zach Boychuk claimed on waivers by Pittsburgh.
- 3/16/13** – Claimed Adam Hall on waivers from Tampa Bay.
- 3/21/13** – Claimed Zach Boychuk on waivers from Nashville.
- 4/2/13** – Acquired Marc-Andre Bergeron from Tampa Bay in exchange for Adam Hall and a 2013 seventh-round draft pick.
- 4/3/13** – Acquired a conditional draft pick from Pittsburgh in exchange for Jussi Jokinen.

# 2011-12 IN REVIEW

## CLOSING GAME ROSTER *vs. Florida Panthers (road 4/7/12)*

<b>4</b>	Jamie McBain	D	<b>14</b>	Andreas Nodl	RW	<b>27</b>	Derek Joslin	D	<b>39</b>	Patrick Dwyer (personal)	RW
<b>5</b>	Bryan Allen	D	<b>15</b>	Tuomo Ruutu	LW	<b>28</b>	Justin Faulk	D	<b>44</b>	Jay Harrison	D
<b>6</b>	Tim Gleason	D	<b>16</b>	Brandon Sutter	C	<b>30</b>	Cam Ward	G	<b>53</b>	Jeff Skinner	C
<b>8</b>	Jaroslav Spacek (scratch)	D	<b>19</b>	Jiri Tlustý	RW	<b>33</b>	Brian Boucher	G	<b>59</b>	Chad LaRose	RW
<b>12</b>	Eric Staal	C	<b>23</b>	Jeremy Welsh	C	<b>36</b>	Jussi Jokinen	LW			
<b>13</b>	Anthony Stewart	RW	<b>25</b>	Joni Pitkanen	D	<b>37</b>	Tim Brent	C			

## FINAL SOUTHEAST DIVISION STANDINGS

	GP	W	L	OT	GF	GA	PTS
FLORIDA	82	38	26	18	203	227	94
WASHINGTON	82	42	32	8	222	230	92
TAMPA BAY*	82	38	36	8	235	281	84
WINNIPEG*	82	37	35	10	225	246	84
CAROLINA*	82	33	33	16	213	243	82

\*Did not make playoffs.

## COMPLETE RESULTS *(\*Overtime \*\*Shootout)*

DATE	W/L	SCORE	OPP.	DATE	W/L	SCORE	OPP.
10/7	L	1-5	TB	1/6	W	4-2	BUF
10/8	OT	3-4	at WSH	1/7	L	2-5	at NSH
10/10	L	2-4	at NJ	1/10	L	1-2	PHI
10/12	W	3-2	BOS	1/12	W	5-2	at TB
10/14	W	4-3	at BUF	1/14	W	4-2	BOS
10/18	W	4-1	at BOS	1/15	L	1-2	at WSH
10/21	OT	2-3	at STL	1/17	OT	1-2**	at PIT
10/22	L	3-5	at WPG	1/20	W	3-0	WSH
10/25	OT	2-3**	OTT	1/21	OT	1-2	at NYI
10/28	W	3-0	CHI	1/23	W	2-1	WPG
10/29	L	1-5	at PHI	1/31	L	2-5	NYI
11/1	W	4-2	TB	2/2	W	3-0	at BOS
11/4	L	1-5	WSH	2/4	W	2-1	LA
11/6	L	2-5	DAL	2/8	OT	2-3	at ANA
11/8	L	2-3	at NJ	2/10	OT	3-4	at COL
11/11	L	1-5	at NYR	2/13	W	5-3	at MTL
11/12	W	5-3	PIT	2/17	W	3-2	SJ
11/14	L	3-5	PHI	2/18	L	3-4	at NYI
11/16	L	0-4	at MTL	2/20	W	5-0	WSH
11/18	L	0-1	BUF	2/23	OT	2-3**	ANA
11/20	W	3-2	TOR	2/25	OT	2-3**	FLA
11/21	W	4-2	at PHI	2/28	W	4-3	NSH
11/23	OT	3-4**	MTL	3/1	L	2-3	NYR
11/25	L	1-3	WPG	3/3	OT	3-4	TB
11/27	L	3-4	at OTT	3/6	W	4-3*	at WSH
11/29	L	1-3	FLA	3/7	OT	2-3	at BUF
12/1	L	3-5	NYR	3/10	W	4-2	at TB
12/2	L	2-3	PIT	3/11	L	0-2	at FLA
12/6	L	6-7	at CGY	3/13	L	2-4	at NYR
12/7	W	5-3	at EDM	3/15	W	2-0	STL
12/9	L	2-4	at WPG	3/17	W	5-3	at MIN
12/13	OT	1-2	at TOR	3/18	W	4-3	at WPG
12/15	W	4-3	VAN	3/21	W	3-1	FLA
12/18	OT	2-3	at FLA	3/23	L	1-5	at CBJ
12/21	L	3-4	PHX	3/24	L	4-5	at DET
12/23	W	2-1*	OTT	3/27	W	3-0	at TOR
12/26	W	4-2	NJ	3/30	OT	3-4	WPG
12/27	L	2-4	at PIT	3/31	L	0-5	NJ
12/29	W	4-3*	TOR	4/3	W	2-1	at OTT
12/31	L	2-5	at TB	4/5	W	2-1**	MTL
1/3	OT	3-4**	NYI	4/7	L	1-4	at FLA

## MAJOR TRADES

**11/29/11** – Claimed Andreas Nodl on waivers from Philadelphia.

**12/9/11** – Acquired defenseman Jaroslav Spacek from Montreal in exchange for defenseman Tomas Kaberle.

**01/18/12** – Acquired Evgenii Dadonov and A.J. Jenks from Florida in exchange for Jon Matsumoto and Mattias Lindstrom.

**01/20/12** – Acquired Joe Sova and a 2012 fourth-round draft pick from New Jersey in exchange for Alexei Ponikarovsky.

**01/30/12** – Signed defenseman Tim Gleason to a four-year contract extension.

**02/22/12** – Signed forward Tuomo Ruutu to a four-year contract extension.

**04/5/12** – Signed forward Jeremy Welsh to an entry-level contract.

## FINAL STATISTICS *(Hurricanes games only)*

PLAYER	SCORING <i>(*Rookies)</i>						
	GP	G	A	PTS	PIM	PP	SH
ERIC STAAL	82	24	46	70	48	7	3
JUSSI JOKINEN	79	12	34	46	54	3	2
JEFF SKINNER	64	20	24	44	56	4	0
JIRI TLUSTY	79	17	19	36	26	2	0
TUOMO RUUTU	72	18	16	34	50	3	0
CHAD LAROSE	67	19	13	32	48	3	1
BRANDON SUTTER	82	17	15	32	21	2	3
JAMIE MCBAIN	76	8	19	27	4	5	0
TIM BRENT	79	12	12	24	27	3	1
JAY HARRISON	72	9	14	23	60	2	0
JUSTIN FAULK*	66	8	14	22	29	5	0
ANTHONY STEWART	77	9	11	20	30	0	0
TIM GLEASON	82	1	17	18	71	0	0
JONI PITKANEN	30	5	12	17	16	2	0
ALEXEI PONIKAROVSKY	49	7	8	15	26	4	0
BRYAN ALLEN	82	1	13	14	76	0	0
DRAYSON BOWMAN	37	6	7	13	4	0	0
JAROSLAV SPACEK	34	5	7	12	6	3	0
PATRICK DWYER	73	5	7	12	23	0	2
TOMAS KABERLE	29	0	9	9	2	0	0
ANDREAS NODL	48	3	4	7	6	0	0
JEROME SAMSON	16	2	3	5	8	1	0
DEREK JOSLIN	44	2	2	4	35	0	0
ZAC DALPE*	16	1	2	3	4	0	0
BRETT SUTTER*	15	0	3	3	11	0	0
ZACH BOYCHUK	16	0	2	2	0	0	0
CAM WARD	68	1	0	1	4	0	0
RILEY NASH*	5	0	1	1	2	0	0
JEREMY WELSH*	1	0	0	0	4	0	0
MIKE MURPHY*	2	0	0	0	0	0	0
BOBBY SANGUINETTI*	3	0	0	0	0	0	0
JUSTIN PETERS	7	0	0	0	0	0	0
BRIAN BOUCHER	10	0	0	0	0	0	0

PLAYER	GOALTENDING					
	GP	MINS	GA	GAA	SO	W-L-OT
MIKE MURPHY*	2	36	0	0	0	0-1-0
JUSTIN PETERS	7	387	16	2.48	1	2-3-2
CAM WARD	68	3988	182	2.74	5	30-23-13
BRIAN BOUCHER	10	546	31	3.41	0	1-6-1

## SEASON HIGHLIGHTS

• Jim Rutherford announces that the Hurricanes will honor former Carolina center Josef Vasicek with a No. 63 patch on their jerseys. Vasicek was killed in a Sept. 7, 2011, plane crash outside of Yaroslav, Russia that claimed the lives of 44 people with the Lokomotiv (KHL) hockey club – September 15, 2011.

• Kirk Muller is named head coach; Paul Maurice relieved of his head coaching duties – November 28, 2011.

• John MacLean joins coaching staff as an assistant coach – December 1, 2011.

• Kirk Muller earns his first NHL win as a head coach as the Hurricanes defeat the Edmonton Oilers 5-3 at Rexall Place – December 7, 2011.

• Cam Ward becomes the first goaltender in franchise history to score a goal when he is credited with Carolina's empty-net goal in the Hurricanes' 4-2 win against New Jersey – December 26, 2011.

• Justin Faulk represents Carolina at NHL All-Star Weekend in Ottawa, Ont., as one of 12 league rookies selected to participate in the All-Star Skills Competition. Faulk was one of four players to shoot for Team Alfredsson in the Hardest Shot event – January 28, 2012.

• The Hurricanes' home arena is renamed PNC Arena. The change came as a result of PNC Bank's acquisition of RBC Bank (USA). Carolina posts a 2-0 win against St. Louis behind Cam Ward's 40-save shutout – March 15, 2012.

**CLOSING GAME ROSTER** vs. *Tampa Bay Lightning* (home 4/9/11)

<b>4</b>	Jamie McBain	D	<b>19</b>	Jiri Tlustý	C	<b>33</b>	Derek Joslin	D	<b>60</b>	Justin Peters	G
<b>5</b>	Bryan Allen	D	<b>20</b>	Troy Bodie (scratch)	RW	<b>36</b>	Jussi Jokinen	LW	<b>61</b>	Cory Stillman	LW
<b>6</b>	Tim Gleason	D	<b>21</b>	Drayson Bowman	LW	<b>39</b>	Patrick Dwyer	RW	<b>71</b>	Jerome Samson	RW
<b>12</b>	Eric Staal	C	<b>25</b>	Joni Pitkanen	D	<b>44</b>	Jay Harrison (injured)	D	<b>77</b>	Joe Corvo	D
<b>15</b>	Tuomo Ruutu	LW	<b>26</b>	Erik Cole	LW	<b>53</b>	Jeff Skinner	C			
<b>16</b>	Brandon Sutter	C	<b>30</b>	Cam Ward	G	<b>59</b>	Chad LaRose	RW			

**FINAL SOUTHEAST DIVISION STANDINGS**

	GP	W	L	OT	GF	GA	PTS
WASHINGTON	82	48	23	11	224	197	107
TAMPA BAY	82	46	25	11	247	240	103
CAROLINA*	82	40	31	11	236	239	91
ATLANTA*	82	34	36	12	223	269	80
FLORIDA*	82	30	40	12	195	229	72

\*Did not make playoffs.

**FINAL STATISTICS** (*Hurricanes games only*)

PLAYER	SCORING (*Rookies)						
	GP	G	A	PTS	PIM	PP	SH
ERIC STAAL	81	33	43	76	72	12	3
JEFF SKINNER*	82	31	32	63	46	6	0
TUOMO RUUTU	82	19	38	57	54	7	0
ERIK COLE	82	26	26	52	49	3	1
JUSSI JOKINEN	70	19	33	52	24	8	0
JOE CORVO	82	11	29	40	18	5	1
JONI PITKANEN	72	5	30	35	60	1	0
CHAD LAROSE	82	16	15	31	59	2	1
JAMIE MCBAIN*	76	7	23	30	32	1	0
BRANDON SUTTER	82	14	15	29	25	1	0
SERGEI SAMSONOV	58	10	16	26	12	4	0
PATRICK DWYER	80	8	10	18	12	0	1
CORY STILLMAN	21	5	11	16	4	2	0
TIM GLEASON	82	2	14	16	85	0	0
JIRI TLUSTY	57	6	6	12	14	0	0
JAY HARRISON	72	3	7	10	72	0	0
IAN WHITE	39	0	10	10	12	0	0
ANTON BABCHUK	17	3	5	8	12	1	0
ZACH BOYCHUK	23	4	3	7	4	1	0
DEREK JOSLIN	17	1	4	5	2	1	0
BRYAN ALLEN	19	0	5	5	19	0	0
ZAC DALPE*	15	3	1	4	0	0	0
TOM KOSTOPOULOS	17	1	3	4	30	0	0
TROY BODIE	50	1	2	3	54	0	0
RYAN CARTER	32	0	3	3	22	0	0
JON MATSUMOTO*	13	2	0	2	4	0	0
JEROME SAMSON*	23	0	2	2	0	0	0
PATRICK O'SULLIVAN	10	1	0	1	2	0	0
DRAYSON BOWMAN*	23	0	1	1	12	0	0
CAM WARD	74	0	1	1	0	0	0
BRETT SUTTER*	1	0	0	0	0	0	0
BRYAN RODNEY	3	0	0	0	2	0	0
JUSTIN PETERS*	12	0	0	0	4	0	0
BRETT CARSON	13	0	0	0	4	0	0

PLAYER	GOALTENDING					
	GP	MINS	GA	GAA	SO	W-L-OT
CAM WARD	74	4318	184	2.56	4	37-26-10
JUSTIN PETERS*	12	648	43	3.98	0	3-5-1

**SEASON HIGHLIGHTS**

- The Hurricanes take on SKA St. Petersburg in an exhibition game. Carolina is the first NHL team to play in Russia in more than 20 years – October 4, 2010.
- The Hurricanes take part in the 2010 Compuware NHL Premiere, playing two games against the Minnesota Wild at Hartwall Arena in Helsinki, Finland. Carolina wins both games – October 7-8, 2010.
- Head Coach Paul Maurice coaches his 1,000th career NHL regular-season game, making him the 19th head coach in league history – and the youngest at 43 years-302 days – to accomplish that feat – November 28, 2010.
- Carolina notches the 1,000th regular-season win in franchise history, downing the Toronto Maple Leafs 6-4 at the RBC Center – January 24, 2011.
- The Hurricanes host NHL All-Star Weekend. Team Lidstrom downs Team Staal by an 11-10 score in the All-Star Game. Jamie McBain, Jeff Skinner, Eric Staal and Cam Ward represent Carolina in the events – January 28-30, 2011.
- Cam Ward sets a new franchise record for saves in a season with 2,191, shattering the previous record of 1,844 set by Sean Burke in 1995-96. – April 9, 2011.
- Jeff Skinner becomes the first player in Carolina's franchise history to win the Calder Trophy as the NHL's rookie of the year – June 22, 2011.

**COMPLETE RESULTS** (\*Overtime \*\*Shootout)

DATE	W/L	SCORE	OPP.	DATE	W/L	SCORE	OPP.
10/7	W	4-3	at MIN	1/11	W	6-5**	CGY
10/8	W	2-1**	MIN	1/13	L	2-3	at BUF
10/14	L	2-3	at OTT	1/15	W	6-4	TB
10/17	L	1-5	at VAN	1/17	L	0-7	at BOS
10/19	W	5-2	at SJ	1/18	L	2-3	BOS
10/20	L	3-4	at LA	1/20	W	4-1	NYR
10/23	W	4-3*	at PHX	1/22	L	2-3	at PIT
10/27	L	0-3	WSH	1/24	W	6-4	TOR
10/29	W	4-3	at NYR	1/26	W	4-2	at NYI
10/30	L	0-3	PIT	2/1	L	2-3	BOS
11/1	L	2-3	at PHI	2/3	L	0-3	at TOR
11/3	W	7-2	NYI	2/5	W	4-3*	ATL
11/5	L	4-7	at FLA	2/8	OT	2-3*	at NJ
11/6	W	3-2	FLA	2/10	L	1-2	at PHI
11/9	W	7-1	EDM	2/12	OT	3-4*	at TB
11/11	L	1-8	PHI	2/13	W	3-2	at ATL
11/13	L	2-7	at MTL	2/16	L	2-3	at NJ
11/17	W	7-1	OTT	2/18	W	3-2	PHI
11/19	OT	4-5**	at PIT	2/19	L	1-4	NJ
11/20	OT	1-2**	NSH	2/22	OT	3-4**	NYR
11/24	L	2-3	WSH	2/25	W	4-1	PIT
11/26	W	3-0	at BOS	2/26	L	3-4	at MTL
11/28	OT	2-3**	at WSH	3/1	W	2-1	FLA
11/29	L	1-4	DAL	3/3	W	3-2*	BUF
12/3	W	2-1*	COL	3/4	L	2-5	at CHI
12/4	L	2-5	at NSH	3/9	OT	2-3*	ATL
12/10	OT	1-2**	at DAL	3/11	L	1-2	at WSH
12/11	W	2-1**	at STL	3/12	L	2-3	CBJ
12/15	W	4-3	at FLA	3/15	W	1-0	at BUF
12/16	W	3-2**	at ATL	3/16	L	1-3	TOR
12/18	W	4-2	ANA	3/18	W	3-2*	NYI
12/20	L	1-5	at TB	3/22	W	4-3	OTT
12/23	L	2-3	MTL	3/25	W	4-3	at TB
12/26	L	2-3	WSH	3/26	L	2-4	TB
12/28	W	4-3	at TOR	3/29	W	3-2**	at WSH
12/29	W	4-0	at OTT	3/30	W	6-2	MTL
1/1	W	6-3	NJ	4/2	W	4-2	at NYI
1/3	OT	3-4*	FLA	4/3	OT	1-2*	BUF
1/5	OT	1-2*	at NYR	4/6	W	3-0	DET
1/7	W	5-3	at FLA	4/8	W	6-1	at ATL
1/9	W	4-3*	ATL	4/9	L	2-6	TB

**MAJOR TRADES****09/21/10** – Signed forward Jeff Skinner to a three-year, entry-level contract.**11/16/10** – Claimed forward Troy Bodie on waivers from Anaheim.**11/17/10** – Acquired defenseman Ian White and forward Brett Sutter from Calgary in exchange for defenseman Anton Babchuk and forward Tom Kostopoulos.**02/18/11** – Acquired defenseman Derek Joslin from San Jose in exchange for future considerations; Acquired San Jose's 2012 second-round draft pick in exchange for defenseman Ian White.**02/22/11** – Acquired forward Cory Stillman from Florida in exchange for forward Ryan Carter and Carolina's 2011 fifth-round draft pick.**02/28/11** – Acquired defenseman Bryan Allen from Florida in exchange for forward Sergei Samsonov.

# 2009-10 IN REVIEW

## CLOSING GAME ROSTER *vs. Boston Bruins (away 4/10/10)*

<b>5</b>	Brian Pothier	D	<b>16</b>	Brandon Sutter	C	<b>29</b>	Tom Kostopoulos	RW	<b>45</b>	Alexandre Picard (injured)	D
<b>6</b>	Tim Gleason (injured)	D	<b>17</b>	Rod Brind'Amour (injured)	C	<b>30</b>	Cam Ward	G	<b>53</b>	Casey Borer	D
<b>11</b>	Zach Boychuk	C	<b>21</b>	Drayson Bowman	LW	<b>33</b>	Bryan Rodney	D	<b>59</b>	Chad LaRose	RW
<b>12</b>	Eric Staal	C	<b>25</b>	Joni Pitkanen (injured)	D	<b>34</b>	Manny Legace	G	<b>67</b>	Jerome Samson	RW
<b>13</b>	Ray Whitney	LW	<b>26</b>	Erik Cole	LW	<b>36</b>	Jussi Jokinen	LW			
<b>14</b>	Sergei Samsonov	LW	<b>27</b>	Brett Carson	D	<b>39</b>	Patrick Dwyer	RW			
<b>15</b>	Tuomo Ruutu (injured)	LW	<b>28</b>	Jamie McBain	D	<b>44</b>	Jay Harrison	D			

## FINAL SOUTHEAST DIVISION STANDINGS

	GP	W	L	OT	GF	GA	PTS
WASHINGTON	82	54	15	13	318	233	121
ATLANTA*	82	35	34	13	234	256	83
CAROLINA*	82	35	37	10	230	256	80
TAMPA BAY*	82	34	36	12	217	260	80
FLORIDA*	82	32	37	13	208	244	77

\*Did not make playoffs.

## COMPLETE RESULTS *(\*Overtime \*\*Shootout)*

DATE	W/L	SCORE	OPP.	DATE	W/L	SCORE	OPP.
10/2	L	0-2	PHI	1/7	L	2-4	at NSH
10/3	L	2-7	at BOS	1/8	W	2-1	COL
10/6	W	2-1**	TB	1/10	W	4-1	OTT
10/9	W	7-2	FLA	1/12	W	4-2	at TOR
10/10	L	2-5	at TB	1/14	L	1-3	at DET
10/14	OT	2-3**	PIT	1/16	L	3-5	ATL
10/17	L	0-2	at NJ	1/18	L	2-3	TB
10/21	OT	3-4**	at NYI	1/21	W	5-2	at ATL
10/23	L	4-5	at COL	1/23	L	2-4	at PHI
10/24	OT	2-3*	at MIN	1/24	W	5-1	BOS
10/28	L	2-5	STL	1/27	W	5-1	at NYR
10/31	L	1-6	at PHI	1/28	W	4-1	NYI
11/1	L	1-5	SJ	1/30	W	4-2	CHI
11/4	L	0-3	at FLA	2/1	L	2-4	at EDM
11/6	L	2-3	TOR	2/3	L	1-4	at CGY
11/7	L	2-3	at CBJ	2/5	W	4-3	at BUF
11/11	L	2-5	LA	2/6	W	3-1	at NYI
11/13	OT	3-4*	NYI	2/9	W	4-1	FLA
11/15	W	5-4**	MIN	2/11	W	4-3*	BUF
11/17	OT	2-3**	at MTL	2/13	W	5-2	NJ
11/19	W	6-5**	TOR	3/2	W	5-1	at TOR
11/21	W	3-1	TB	3/4	W	4-1	OTT
11/23	L	0-2	at DAL	3/6	L	1-4	at FLA
11/25	L	2-3	at ANA	3/7	W	4-0	at ATL
11/27	L	4-6	ATL	3/10	OT	3-4*	at WSH
11/28	L	1-5	at BUF	3/11	W	4-3*	PIT
11/30	L	2-3	WSH	3/13	L	0-4	PHX
12/5	W	5-3	VAN	3/16	L	2-5	BOS
12/7	W	3-2	at PIT	3/18	W	4-3*	WSH
12/9	L	2-4	at NJ	3/20	W	3-2*	at PIT
12/11	OT	3-4*	at WSH	3/21	L	3-5	BUF
12/12	L	2-4	at OTT	3/23	OT	2-3*	at TB
12/16	W	5-3	DAL	3/25	W	3-2**	WSH
12/18	L	3-6	at FLA	3/27	L	0-4	ATL
12/19	W	3-2	FLA	3/29	W	4-1	at ATL
12/21	L	1-3	NYR	3/31	W	2-1	at MTL
12/23	L	1-5	MTL	4/1	OT	3-4**	at OTT
12/26	OT	3-4**	PHI	4/3	L	0-4	NJ
12/28	W	6-3	at WSH	4/6	W	8-5	at TB
12/31	L	1-2	NYR	4/8	W	5-2	MTL
1/2	W	2-1*	at NYR	4/10	L	2-4	at BOS

## MAJOR TRADES

**07/24/09** – Acquired defenseman Aaron Ward from Boston in exchange for forward Patrick Eaves and a fourth-round pick in 2010.

**12/03/09** – Acquired forward Jiri Tlustý from Toronto in exchange for forward Philippe Paradis.

**02/07/10** – Traded defenseman Niclas Wallin and a 2010 fifth-round pick to San Jose for Buffalo's 2010 second-round pick.

**02/12/10** – Traded forward Matt Cullen to Ottawa for defenseman Alexandre Picard and Ottawa's 2010 second-round pick.

**03/03/10** – Acquired goaltender Justin Pogge and Boston's fourth-round pick in 2010 or 2011 from Anaheim in exchange for defenseman Aaron Ward; Traded forward Scott Walker to Washington for Washington's 2010 seventh-round pick; Acquired defenseman Brian Pothier, forward Oskar Osala and Washington's 2011 second-round pick from Washington for defenseman Joe Corvo; Acquired forward Cedric McNicoll and Colorado's 2010 sixth-round pick from Colorado for forwards Stephane Yelle and Harrison Reed; Traded defenseman Andrew Alberts to Vancouver for Vancouver's 2010 third-round pick.

## FINAL STATISTICS *(Hurricanes games only)*

PLAYER	SCORING <i>(*Rookies)</i>						
	GP	G	A	PTS	PIM	PP	SH
ERIC STAAL	70	29	41	70	68	13	0
JUSSI JOKINEN	81	30	35	65	36	10	0
RAY WHITNEY	80	21	37	58	26	7	0
JONI PITKANEN	71	6	40	46	72	1	0
BRANDON SUTTER	72	21	19	40	2	5	0
MATT CULLEN	60	12	28	40	26	1	2
TUOMO RUUTU	54	14	21	35	50	5	0
SERGEI SAMSONOV	72	14	15	29	32	2	0
CHAD LAROSE	56	11	17	28	24	0	1
TOM KOSTOPOULOS	82	8	13	21	106	0	2
ROD BRIND'AMOUR	80	9	10	19	36	2	0
TIM GLEASON	61	5	14	19	78	1	1
ERIK COLE	40	11	5	16	29	2	0
PATRICK DWYER	58	7	5	12	6	0	0
JOE CORVO	34	4	8	12	10	4	0
BRETT CARSON*	54	2	10	12	12	0	0
BRYAN RODNEY*	22	1	10	11	8	0	0
AARON WARD	60	1	10	11	54	0	0
JAMIE MCBAIN*	14	3	7	10	0	1	0
ANDREW ALBERTS	62	2	8	10	74	0	0
ZACH BOYCHUK*	31	3	6	9	2	0	0
STEPHANE YELLE	59	4	3	7	28	0	1
JIRI TLUSTY	18	1	5	6	6	0	0
JAY HARRISON	38	1	5	6	50	0	0
SCOTT WALKER	33	3	2	5	23	1	0
NICLAS WALLIN	47	0	5	5	26	0	0
BRIAN POTHIER	20	1	3	4	11	0	0
CAM WARD	47	0	3	3	0	0	0
DRAYSON BOWMAN*	9	2	0	2	4	1	0
JEROME SAMSON*	7	0	2	2	10	0	0
MANNY LEGACE	28	0	1	1	0	0	0
OSKAR OSALA*	1	0	0	0	0	0	0
CASEY BORER*	2	0	0	0	0	0	0
STEVEN GOERTZEN	6	0	0	0	5	0	0
ALEXANDRE PICARD	9	0	0	0	6	0	0
JUSTIN PETERS*	9	0	0	0	0	0	0
TIM CONBOY	12	0	0	0	24	0	0

PLAYER	GOALTENDING					W-L-OT
	GP	MIN	GA	GAA	SO	
CAM WARD	47	2651	119	2.69	0	18-23-5
MANNY LEGACE	28	1472	69	2.81	1	10-7-5
JUSTIN PETERS*	9	488	23	2.83	0	6-3-0
MICHAEL LEIGHTON	7	350	25	4.29	0	1-4-0

## SEASON HIGHLIGHTS

- Goaltender Cam Ward signs a six-year contract extension which begins in 2010-11 and will run through 2015-16 – September 30, 2009.
- Forward Ray Whitney plays his 1,000th NHL regular-season game in the Hurricanes' game at Nassau Coliseum against the New York Islanders – October 21, 2009.
- Forward Eric Staal's 349-game "ironman" streak ends when he misses Carolina's game at Florida. The games-played streak is the longest since the team's relocation, and the second-longest in franchise history – November 4, 2009.
- The Hurricanes name Eric Staal captain and Rod Brind'Amour alternate captain – January 20, 2010.
- All four Hurricanes players – Tim Gleason (USA-silver), Joni Pitkanen (Finland-bronze), Tuomo Ruutu (Finland-bronze) and Eric Staal (Canada-gold) – competing in the 2010 Winter Olympics in Vancouver win medals – February 28, 2010.
- Paul Maurice coaches his 800th game behind the Hurricanes' bench, making him the 10th coach in NHL history to coach 800 games with one franchise – March 16, 2010.
- Forward Brandon Sutter finishes the season with 20 goals and only two penalty minutes, making him the first NHL player since Sergei Berezin (26g, 2 PIM) in 1999-00 to have at least 20 goals while only taking two penalty minutes – April 10, 2010.

**CLOSING GAME ROSTER** *vs. New Jersey Devils (away 4/11/09)*

<b>4</b>	Dennis Seidenberg	D	<b>14</b>	Sergei Samsonov	LW	<b>26</b>	Erik Cole	LW	<b>59</b>	Chad LaRose	RW
<b>5</b>	Frantisek Kaberle (injured)	D	<b>15</b>	Tuomo Ruutu	LW	<b>30</b>	Cam Ward	G	<b>63</b>	Dwight Helminen	C
<b>6</b>	Tim Gleason	D	<b>17</b>	Rod Brind'Amour	C	<b>33</b>	Anton Babchuk	D	<b>77</b>	Joe Corvo	D
<b>7</b>	Niclas Wallin	D	<b>18</b>	Ryan Bayda (scratch)	LW	<b>36</b>	Jussi Jokinen	LW			
<b>8</b>	Matt Cullen (injured)	C	<b>20</b>	Michael Ryan (scratch)	C	<b>38</b>	Tim Conboy	D			
<b>12</b>	Eric Staal	C	<b>24</b>	Scott Walker	RW	<b>44</b>	Patrick Eaves	RW			
<b>13</b>	Ray Whitney	LW	<b>25</b>	Joni Pitkanen	D	<b>49</b>	Michael Leighton	G			

**FINAL SOUTHEAST DIVISION STANDINGS**

	GP	W	L	OT	GF	GA	PTS
WASHINGTON	82	50	24	8	272	245	108
CAROLINA*	82	45	30	7	239	226	97
FLORIDA	82	41	30	11	234	231	93
ATLANTA	82	35	41	6	257	280	76
TAMPA BAY	82	24	40	18	210	279	66

\*Def. New Jersey in Eastern Conf. Quarterfinals, 4-3; Def. Boston in Eastern Conf. Semifinals, 4-3; Lost to Pittsburgh in Eastern Conf. Finals, 4-0.

**COMPLETE RESULTS** *(\*Overtime \*\*Shootout)*

DATE	W/L	SCORE	OPP.	DATE	W/L	SCORE	OPP.
10/10	W	6-4	FLA	1/8	L	2-4	at FLA
10/11	W	4-3*	at TB	1/10	L	1-5	at BOS
10/13	L	1-3	DET	1/13	L	1-5	at OTT
10/17	OT	3-4*	at LA	1/15	L	4-6	TOR
10/19	W	3-1	at ANA	1/17	L	1-3	at BUF
10/23	L	1-4	at PIT	1/19	W	2-0	at TOR
10/25	W	4-3	at NYI	1/20	W	2-1	at PIT
10/28	OT	2-3**	at MTL	1/27	L	2-3	at NYR
10/30	W	1-0	at STL	1/29	W	3-2	TB
11/1	L	1-3	EDM	1/31	W	2-0	ATL
11/2	W	6-4	TOR	2/3	L	3-4	at VAN
11/4	W	5-4*	at TOR	2/5	W	4-3**	at SJ
11/6	L	2-3	at WSH	2/7	W	7-2	at PHX
11/7	W	2-1	OTT	2/12	L	0-5	FLA
11/9	L	2-5	ATL	2/14	L	1-5	CBJ
11/12	L	1-5	WSH	2/15	W	3-0	at BUF
11/14	L	2-3	at ATL	2/17	L	1-5	BOS
11/16	W	3-2**	TB	2/19	W	6-2	at NYI
11/18	W	2-1	MTL	2/20	W	4-1	TB
11/21	W	5-2	PHX	2/22	W	t-2	COL
11/23	L	2-5	NSH	2/24	L	2-4	at OTT
11/24	L	2-3	at FLA	2/26	W	2-1**	BUF
11/26	L	1-3	PHI	2/28	L	3-5	at ATL
11/28	W	3-2*	at PHI	3/3	W	5-2	at WSH
11/30	L	1-4	ANA	3/6	W	6-1	CGY
12/4	L	2-5	PIT	3/7	W	9-3	at TB
12/6	OT	1-2*	PHI	3/9	W	3-0	NYR
12/7	W	3-1	WSH	3/11	OT	2-3**	at CHI
12/11	OT	5-6**	at PHI	3/12	L	2-3	at DAL
12/13	OT	2-3**	at NYR	3/14	OT	4-5**	at WSH
12/16	W	3-2	MTL	3/18	W	4-2	NJ
12/18	W	2-1*	FLA	3/20	W	5-4	NYI
12/20	L	2-4	at BOS	3/21	W	4-1	WSH
12/21	W	3-2*	at MTL	3/23	W	3-2*	at FLA
12/23	L	2-3	at MIN	3/25	W	2-1	OTT
12/26	W	5-4	at ATL	3/28	W	2-1	at NJ
12/27	L	2-4	BOS	4/2	W	4-2	NYR
12/31	W	3-1	ATL	4/4	W	3-2*	PIT
1/2	W	2-1	STL	4/7	W	9-0	NYI
1/3	W	3-2	at TB	4/9	L	1-5	BUF
1/6	W	3-2	NJ	4/11	L	2-3	at NJ

**MAJOR TRADES**

**07/01/08** – Acquired defenseman Joni Pitkanen from Edmonton in exchange for forward Erik Cole.

**02/07/09** – Acquired forward Jussi Jokinen from Tampa Bay in exchange for forward/defenseman Wade Brookbank, defenseman Josef Melichar and a fourth-round pick in 2009.

**03/04/09** – Acquired forward Patrick O'Sullivan and Calgary's second-round pick in 2009 from Los Angeles in exchange for forward Justin Williams; traded O'Sullivan and Carolina's second-round pick in 2009 to Edmonton for forward Erik Cole and Edmonton's fifth-round pick in 2009.

**FINAL STATISTICS** *(Hurricanes games only)*

PLAYER	GP	SCORING (*Rookies)						
		G	A	PTS	PIM	PP	SH	GW
RAY WHITNEY	82	24	53	77	32	7	0	2
ERIC STAAL	82	40	35	75	50	14	1	8
TUOMO RUUTU	79	26	28	54	79	10	0	4
ROD BRIND'AMOUR	80	16	35	51	36	6	1	1
SERGEI SAMSONOV	81	16	32	48	28	3	0	3
MATT CULLEN	69	22	21	43	20	4	2	2
JOE CORVO	81	14	24	38	18	8	1	6
ANTON BABCHUK	72	16	19	35	16	9	0	4
JONI PITKANEN	71	7	26	33	58	2	0	3
CHAD LAROSE	81	19	12	31	35	0	2	4
DENNIS SEIDENBERG	70	5	25	30	37	2	0	1
SCOTT WALKER	41	5	10	15	39	1	0	0
ERIK COLE	17	2	13	15	10	0	0	0
PATRICK EAVES	74	6	8	14	31	1	1	1
RYAN BAYDA	70	5	7	12	26	0	0	0
TIM GLEASON	70	0	12	12	68	0	0	0
JUSSI JOKINEN	25	1	10	11	12	0	0	1
JUSTIN WILLIAMS	32	3	7	10	9	2	0	0
NICLAS WALLIN	64	2	8	10	42	0	0	1
FRANTISEK KABERLE	30	1	7	8	8	1	0	0
BRANDON SUTTER*	50	1	5	6	16	0	0	0
JOSEF MELICHAR	15	0	4	4	8	0	0	0
DAN LACOUTURE	11	2	0	2	10	0	0	1
DWIGHT HELMINEN*	23	1	1	2	0	0	0	0
MICHAEL RYAN	18	0	2	2	2	0	0	0
BRYAN RODNEY*	8	0	2	2	2	0	0	0
WADE BROOKBANK	27	1	0	1	40	0	0	0
PATRICK DWYER*	13	1	0	1	0	0	0	0
TIM CONBOY	28	0	1	1	37	0	0	0
JAKUB PETRUZALEK*	2	0	1	1	0	0	0	0
CAM WARD	68	0	1	1	4	0	0	0
BRETT CARSON*	5	0	0	0	4	0	0	0
CASEY BORER*	3	0	0	0	5	0	0	0
ZACH BOYCHUK*	2	0	0	0	0	0	0	0
MICHAEL LEIGHTON	19	0	0	0	4	0	0	0

**GOALTENDING**

PLAYER	GP	MINS	GA	GAA	SO	W-L-OT
CAM WARD	68	3928	160	2.44	6	39-23-5
MICHAEL LEIGHTON	19	1029	50	2.92	0	6-7-2

**SEASON HIGHLIGHTS**

- Paul Maurice is named head coach and Ron Francis is named associate head coach; Peter Laviolette relieved of his head coaching duties – December 3, 2008.

- The Hurricanes score a 9-3 win at TB, marking the most goals in a game for the team since relocating to North Carolina. Eric Staal scores four goals, marking the first time a player had scored four goals in a game since relocation, and the third time the feat was accomplished in franchise history. Staal's six points set a Hurricanes record and tie the franchise record for points in a game – March 7, 2009.

- Cam Ward earns his 39th win of the season in Carolina's 9-0 rout of the NY Islanders. For Ward, the win breaks Martin Gerber's franchise record of 38 wins in a season. For the Hurricanes, it marks their 45th win of the regular season - the second-best wins total in franchise history – April 7, 2009.

- The Hurricanes' franchise-record 12-game home winning streak is snapped. The 12-game home winning streak shatters the previous record of nine games – April 9, 2009.

- "The Shock at the Rock" – Trailing 3-2 with 1:20 remaining in regulation, Jussi Jokinen scores the tying goal in Game 7 of the Eastern Conference Quarterfinals at New Jersey's Prudential Center. Eric Staal then beats Martin Brodeur with 32 seconds remaining, and the Hurricanes advance to the second round – April 28, 2009.

- Scott Walker beats Tim Thomas 18:46 into overtime of Game 7 of the Eastern Conference Semifinals at TD Banknorth Garden to give the Hurricanes a 3-2 win. Carolina becomes just the fourth team to advance to the Eastern Conference Finals three times in the first decade of the 2000s, joining NJ, PHI and PIT in that group.

# 2007-08 IN REVIEW

## CLOSING GAME ROSTER *vs. Florida Panthers (home 4/7/07)*

<b>2</b>	Glen Wesley	D	<b>12</b>	Eric Staal	C	<b>24</b>	Scott Walker	RW	<b>44</b>	Patrick Eaves (injured)	RW
<b>4</b>	Dennis Seidenberg	D	<b>13</b>	Ray Whitney	LW	<b>26</b>	Erik Cole	LW	<b>45</b>	David Tanabe (injured)	D
<b>5</b>	Frantisek Kaberle	D	<b>14</b>	Sergei Samsonov	LW	<b>28</b>	Andrew Hutchinson	D	<b>47</b>	John Grahame	G
<b>6</b>	Bret Hedican	D	<b>15</b>	Tuomo Ruutu	LW	<b>30</b>	Cam Ward	G	<b>51</b>	Jeff Hamilton (scratch)	F
<b>7</b>	Niclas Wallin	D	<b>17</b>	Rod Brind'Amour (injured)	C	<b>37</b>	Keith Aucoin	RW	<b>59</b>	Chad LaRose	RW
<b>8</b>	Matt Cullen	C	<b>18</b>	Ryan Bayda	LW	<b>38</b>	Tim Conboy (scratch)	D	<b>77</b>	Joe Corvo	D
<b>11</b>	Justin Williams (injured)	RW	<b>19</b>	Trevor Letowski	RW	<b>42</b>	Tim Gleason	D			

## FINAL SOUTHEAST DIVISION STANDINGS

	GP	W	L	OT	GF	GA	PTS
WASHINGTON	82	43	31	8	242	231	94
CAROLINA*	82	43	33	6	252	249	92
FLORIDA	82	38	35	9	216	226	85
ATLANTA	82	34	40	8	216	272	76
TAMPA BAY	82	31	42	9	223	267	71

\*Did not make playoffs.

## COMPLETE RESULTS *(\*Overtime \*\*Shootout)*

DATE	W/L	SCORE	OPP.	DATE	W/L	SCORE	OPP.
10/3	OT	2-3*	MTL	1/2	OT	4-5*	ATL
10/5	W	4-1	PIT	1/4	W	4-3	at ATL
10/6	L	0-2	at WSH	1/5	L	0-1	at STL
10/9	W	7-1	at TOR	1/8	W	1-0	at BOS
10/11	W	5-3	at OTT	1/10	L	1-4	NJ
10/13	W	3-1	at MTL	1/12	L	4-5	COL
10/19	OT	3-4**	at PIT	1/15	L	4-5	at TOR
10/20	OT	2-3*	at PHI	1/17	L	1-5	at OTT
10/22	W	3-1	VAN	1/18	W	7-2	EDM
10/24	W	6-2	BUF	1/21	W	3-2*	at NYI
10/26	L	4-7	MTL	1/22	L	3-6	NYI
10/27	W	8-3	at NYI	1/29	W	3-1	NYR
10/31	L	2-4	at FLA	1/31	W	3-2*	TOR
11/3	W	4-2	FLA	2/2	L	1-4	at PIT
11/5	W	5-0	WSH	2/5	L	0-1	at NSH
11/8	L	1-5	TB	2/8	W	2-1	at WSH
11/10	W	5-3	at ATL	2/9	L	1-6	at NJ
11/12	W	4-3	at FLA	2/12	W	3-2	at BOS
11/14	L	1-6	at TB	2/14	W	4-2	PIT
11/16	L	0-3	ATL	2/16	W	5-4	FLA
11/17	W	2-1	FLA	2/18	L	1-5	at NJ
11/21	L	3-6	PHI	2/19	OT	2-3**	BOS
11/23	W	4-3	TB	2/21	W	5-3	ATL
11/24	L	2-5	at WSH	2/23	W	6-3	WSH
11/28	L	1-3	PHI	2/26	W	2-1*	NJ
11/30	W	4-3	WSH	2/28	L	2-4	NYR
12/1	L	1-8	at BUF	3/1	W	5-1	TB
12/3	W	4-0	at NYR	3/5	W	6-3	at ATL
12/6	L	1-2	at TB	3/6	W	3-2	MIN
12/8	W	5-1	at MTL	3/8	W	4-3*	BUF
12/9	L	2-5	at DET	3/12	W	3-0	at CHI
12/12	L	0-6	OTT	3/14	L	1-7	at BUF
12/14	L	3-4	CGY	3/16	W	5-1	OTT
12/15	W	6-5**	at PHI	3/19	W	5-3	at ATL
12/18	W	3-2*	TOR	3/20	W	2-1**	at FLA
12/20	L	4-5	at FLA	3/25	OT	2-3**	WSH
12/22	W	4-1	at TB	3/28	W	7-1	ATL
12/26	L	2-4	at NYR	3/29	L	1-2	at TB
12/28	W	4-3	BOS	4/1	L	1-4	at WSH
12/29	L	1-4	at CBJ	4/2	W	6-2	TB
12/31	L	1-4	NYI	4/4	L	3-4	FLA

## MAJOR TRADES

**01/08/08** – Claimed forward Sergei Samsonov on re-entry waivers from Chicago.

**01/17/08** – Traded forward Craig Adams to Chicago for future considerations.

**01/31/08** – Acquired forward Joe Jensen from Pittsburgh in exchange for forward David Gove.

**02/11/08** – Acquired defenseman Joe Corvo and forward Patrick Eaves from Ottawa in exchange for defenseman Mike Commodore and forward Cory Stillman.

**02/26/08** – Acquired forward Tuomo Ruutu from Chicago in exchange for forward Andrew Ladd.

## FINAL STATISTICS *(Hurricanes games only)*

PLAYER	SCORING <i>(*Rookies)</i>						
	GP	G	A	PTS	PIM	PP	SH
ERIC STAAL	82	38	44	82	50	14	0
RAY WHITNEY	66	25	36	61	30	6	0
ERIK COLE	73	22	29	51	76	10	0
ROD BRIND'AMOUR	59	19	32	51	38	6	0
MATT CULLEN	59	13	36	49	32	8	0
CORY STILLMAN	55	21	25	46	14	10	0
SERGEI SAMSONOV	38	14	18	32	10	3	0
SCOTT WALKER	58	14	18	32	115	4	2
JUSTIN WILLIAMS	37	9	21	30	43	2	0
JEFF HAMILTON	58	9	15	24	10	7	0
CHAD LAROSE	58	11	12	23	46	0	1
FRANTISEK KABERLE	80	0	22	22	30	0	0
JOSEPH CORVO	23	7	14	21	8	5	0
TIM GLEASON	80	3	16	19	84	0	0
ANDREW LADD	43	9	9	18	31	0	0
TREVOR LETOWSKI	75	9	9	18	30	0	1
BRET HEDICAN	66	2	15	17	70	0	0
DENNIS SEIDENBERG	47	0	15	15	18	0	0
KEITH AUCOIN	38	5	8	13	10	0	0
MIKE COMMODORE	41	3	9	12	74	0	0
TUOMO RUUTU	17	4	7	11	16	3	0
NICLAS WALLIN	66	2	6	8	54	0	0
GLEN WESLEY	78	1	7	8	52	0	0
RYAN BAYDA	31	3	3	6	28	0	0
CRAIG ADAMS	40	2	3	5	34	0	0
PATRICK EAVES	11	1	4	5	4	1	0
TIM CONBOY*	19	0	5	5	60	0	0
CASEY BORER*	11	1	2	3	4	0	0
DAVID TANABE	18	1	2	3	8	0	0
WADE BROOKBANK	32	1	1	2	76	0	0
JOE JENSEN*	6	1	0	1	2	0	0
BRANDON NOLAN*	6	0	1	1	0	0	0
JOHN GRAHAME	17	0	1	1	4	0	0
CAM WARD	69	0	1	1	4	0	0
JOEY MORMINA*	1	0	0	0	0	0	0
MICHAEL LEIGHTON	3	0	0	0	0	0	0

## GOALTENDING

PLAYER	GP	MINS	GA	GAA	SO	W-L-OT
MICHAEL LEIGHTON	3	158	7	2.66	0	1-1-0
CAM WARD	69	3930	180	2.75	4	37-25-5
JOHN GRAHAME	17	848	53	3.75	0	5-7-1

## SEASON HIGHLIGHTS

- Forward Eric Staal becomes the sixth-fastest player in franchise history (268 games) to score 100 goals when he beats Johan Holmqvist in a 4-3 win vs. TB – November 23, 2007.
- Eric Staal represents the Eastern Conference at the NHL All-Star Game in Atlanta. Staal is named the Game's Most Valuable Player with two goals and an assist on Marc Savard's game-winner, helping the Eastern Conference to an 8-7 win. It marks the first All-Star Game MVP for a player in franchise history – January 27, 2008.
- Defenseman Glen Wesley passes Tim Horton (1,446) on the NHL's all-time games played list for defensemen – March 12, 2008.
- Glen Wesley announces his retirement as a player and is named director of defenseman development. President/General Manager Jim Rutherford announces that Wesley's No. 2 jersey would be retired to the RBC Center rafters – June 5, 2008.

## CLOSING GAME ROSTER vs. Florida Panthers (home 4/7/07)

<b>2</b>	Glen Wesley	D	<b>12</b>	Eric Staal	C	<b>26</b>	Erik Cole	LW	<b>59</b>	Chad LaRose	RW
<b>4</b>	Dennis Seidenberg	D	<b>13</b>	Ray Whitney	LW	<b>27</b>	Craig Adams	RW	<b>61</b>	Cory Stillman	LW
<b>5</b>	Frantisek Kaberle	D	<b>16</b>	Andrew Ladd	LW	<b>28</b>	Andrew Hutchinson	D	<b>63</b>	Josef Vasicek	C
<b>6</b>	Bret Hedican (injured)	D	<b>17</b>	Rod Brind'Amour	C	<b>30</b>	Cam Ward	G	<b>77</b>	Anson Carter (scratch)	RW
<b>7</b>	Niclas Wallin	D	<b>19</b>	Trevor Letowski	RW	<b>45</b>	David Tanabe	D			
<b>8</b>	Tim Gleason (injured)	C	<b>22</b>	Mike Commodore	D	<b>47</b>	John Grahame	G			
<b>11</b>	Justin Williams	RW	<b>24</b>	Scott Walker	RW	<b>48</b>	Anton Babchuk (scratch)	D			

## FINAL SOUTHEAST DIVISION STANDINGS

	GP	W	L	OT	GF	GA	PTS
ATLANTA	82	43	28	11	246	245	97
TAMPA BAY	82	44	33	5	253	261	93
CAROLINA*	82	40	34	8	241	253	88
FLORIDA	82	35	31	16	247	257	86
WASHINGTON	82	28	40	14	235	286	70

\*Did not make playoffs.

## COMPLETE RESULTS (\*Overtime \*\*Shootout)

DATE	W/L	SCORE	OPP.	DATE	W/L	SCORE	OPP.
10/4	OT	2-3**	BUF	1/2	L	0-3	PIT
10/6	L	0-4	NJ	1/4	L	0-2	PHX
10/7	L	2-5	at WSH	1/6	W	4-2	NYI
10/11	L	3-6	at FLA	1/9	W	4-1	at TOR
10/13	W	4-3	at ATL	1/11	W	6-4	FLA
10/14	W	5-1	at PIT	1/13	OT	3-4**	ATL
10/16	W	5-1	at TB	1/16	W	3-2*	at FLA
10/20	L	4-5	at BUF	1/18	L	2-5	WSH
10/21	OT	3-4*	at NYI	1/20	OT	5-6**	TB
10/25	W	5-4*	ATL	1/26	W	6-2	WSH
10/26	L	1-5	at TB	1/27	L	3-7	at WSH
10/28	W	6-4	TB	1/30	L	1-4	TOR
11/1	W	5-2	at ATL	2/1	L	0-4	TB
11/2	L	0-4	MTL	2/3	OT	3-4*	BOS
11/4	W	3-2	at OTT	2/6	W	2-1	at MTL
11/7	OT	2-3**	at NJ	2/8	W	5-2	at BOS
11/9	W	5-0	WSH	2/10	L	4-5	at MIN
11/11	W	6-2	PIT	2/13	W	2-1	LA
11/13	L	4-7	BUF	2/15	L	1-4	NYR
11/15	W	2-1	NYR	2/17	W	5-3	at MTL
11/17	W	4-1	at WSH	2/20	L	1-3	ATL
11/18	W	5-4	DAL	2/22	W	3-2*	PHI
11/21	L	0-4	at NYR	2/24	W	4-1	at ATL
11/22	L	2-4	at NYI	2/27	L	2-4	OTT
11/24	W	5-1	at BOS	2/28	L	0-2	at OTT
11/28	L	1-4	OTT	3/2	W	3-2	PIT
11/30	W	4-2	MTL	3/4	L	1-3	at ATL
12/2	W	5-2	BOS	3/9	W	3-0	at WSH
12/5	L	0-3	at CGY	3/11	L	1-2**	at NYR
12/6	L	1-3	at EDM	3/13	W	3-1	FLA
12/8	OT	3-4*	at VAN	3/15	L	2-3	NJ
12/11	L	2-5	at COL	3/17	W	7-2	at NJ
12/15	L	3-4	TOR	3/22	W	4-3	WSH
12/16	W	3-2	at TB	3/24	W	6-4	SJ
12/19	W	2-1	at PHI	3/27	L	1-6	at TOR
12/22	W	5-1	NYI	3/28	L	1-5	at PHI
12/23	W	3-2*	at FLA	3/30	L	2-4	TB
12/26	W	4-2	FLA	4/1	W	4-3*	at FLA
12/28	L	1-4	at BUF	4/3	L	2-3	at TB
12/29	W	4-2	ANA	4/6	L	1-4	ATL
12/31	L	2-5	PHI	4/7	W	5-4*	FLA

## MAJOR TRADES

**09/29/06** – Acquired forward Eric Belanger and defenseman Tim Gleason from LA in exchange for the rights to defenseman Jack Johnson and defenseman Oleg Tverdokvsky.

**01/08/07** – Acquired defenseman Dennis Seidenberg from PHX in exchange for forward Kevyn Adams.

**02/09/07** – Acquired forward Josef Vasicek from NSH in exchange for forward Eric Belanger.

**02/23/07** – Acquired forward Anson Carter from CBJ in exchange for a 2008 fifth-round draft pick.

## FINAL STATISTICS (Hurricanes games only)

	SCORING							
PLAYER	GP	G	A	PTS	PIM	PP	SH	GW
RAY WHITNEY	81	32	51	83	46	6	0	6
ROD BRIND'AMOUR	78	26	56	82	46	9	2	5
ERIC STAAL	82	30	40	70	68	12	1	1
JUSTIN WILLIAMS	82	33	34	67	73	12	2	8
ERIK COLE	71	29	32	61	76	9	0	4
SCOTT WALKER	81	21	30	51	45	6	0	6
MIKE COMMODORE	82	7	22	29	113	0	2	1
CORY STILLMAN	43	5	22	27	24	1	0	0
ANDREW LADD	65	11	10	21	46	2	0	3
ERIC BELANGER	56	8	12	20	14	3	0	1
CHAD LAROSE	80	6	12	18	10	0	2	0
DAVID TANABE	60	5	12	17	44	2	0	0
CRAIG ADAMS	82	7	7	14	54	0	1	1
ANDREW HUTCHINSON	41	3	11	14	30	2	0	0
ANTON BABCHUK	52	2	12	14	30	0	0	2
GLEN WESLEY	68	1	12	13	56	0	1	1
NICLAS WALLIN	67	2	8	10	48	0	0	0
BRET HEDICAN	50	0	10	10	36	0	0	0
JOSEF VASICEK	25	2	7	9	22	0	0	0
FRANTISEK KABERLE	27	2	6	8	20	1	0	1
TREVOR LETOWSKI	61	2	6	8	18	0	0	0
TIM GLEASON	57	2	4	6	57	1	0	0
DENNIS SEIDENBERG	20	1	5	6	2	0	0	0
KEVYN ADAMS	35	2	2	4	17	0	1	0
JOHN GRAHAME	28	0	3	3	2	0	0	0
RYAN BAYDA	9	1	1	2	2	0	0	0
KEITH AUCCOIN	8	0	1	1	0	0	0	0
ANSON CARTER	10	1	0	1	2	1	0	0
CAM WARD	60	0	1	1	6	0	0	0
DAVID GOVE	1	0	0	0	0	0	0	0

## GOALTENDING

PLAYER	GP	MINS	GA	GAA	SO	W-L-OT
JOHN GRAHAME	28	1515	72	2.85	0	10-13-2
CAM WARD	60	3422	167	2.93	2	30-21-6

## SEASON HIGHLIGHTS

- The Hurricanes open the season against their 2006 Eastern Conference Finals opponent, Buffalo, and raise their 2006 Stanley Cup Champions banner to the RBC Center's rafters in front of an overflow crowd of 18,840 – October 4, 2006.
- Hurricanes goaltender Cam Ward records his first NHL regular-season shutout as Carolina scores a 5-0 win vs. Washington – November 9, 2006.
- Hurricanes forwards Eric Staal and Justin Williams represent the Eastern Conference at the NHL All-Star Game in Dallas, each notching a goal. It marks the first time since 1999 that two members of the Hurricanes have gone to an All-Star Game – January 24, 2007.
- Ray Whitney sets a franchise record scoring three even-strength goals in a 1:40 span in the second period of Carolina's 5-2 win at Boston. The feat marks the fastest three even-strength goals in the NHL since Bill Mosienko scored three times in :21 in his Blackhawks' 7-6 win at NY Rangers, March 23, 1952 – February 8, 2007.
- Hurricanes establish a new single-season attendance record of more than 650,000 fans when they host an overflow crowd of 18,763 against San Jose. Carolina finishes the season having hosted 712,861 fans in its 41 home games, an average of 17,387 fans per game and 93.3% of the RBC Center's capacity – March 24, 2007.
- Rod Brind'Amour wins the Frank J. Selke Trophy at the NHL Awards in Toronto – June 14, 2007.



# 2005-06 IN REVIEW

## CLOSING GAME ROSTER *vs. Buffalo Sabres (home 4/18/06)*

<b>2</b>	Glen Wesley	D	<b>12</b>	Eric Staal	C	<b>24</b>	Andrew Hutchinson (scratch)	D	<b>59</b>	Chad LaRose	RW
<b>4</b>	Aaron Ward	D	<b>13</b>	Ray Whitney (injured)	LW	<b>26</b>	Erik Cole (injured)	LW	<b>61</b>	Cory Stillman	LW
<b>5</b>	Frantisek Kaberle	D	<b>14</b>	Kevyn Adams	C	<b>27</b>	Craig Adams	RW	<b>63</b>	Josef Vasicek	C
<b>6</b>	Bret Hedican	D	<b>16</b>	Andrew Ladd (scratch)	LW	<b>29</b>	Martin Gerber	G	<b>70</b>	Oleg Tverdovsky	D
<b>7</b>	Niclas Wallin	D	<b>17</b>	Rod Brind'Amour	C	<b>30</b>	Cam Ward	G			
<b>8</b>	Matt Cullen	C	<b>18</b>	Mark Recchi	RW	<b>39</b>	Doug Weight	C			
<b>11</b>	Justin Williams	RW	<b>22</b>	Mike Commodore	D	<b>48</b>	Anton Babchuk (scratch)	D			

## FINAL SOUTHEAST DIVISION STANDINGS

	GP	W	L	OT	GF	GA	PTS
CAROLINA*	82	52	22	8	294	260	112
TAMPA BAY	82	43	33	6	252	260	92
ATLANTA	82	41	33	8	281	275	90
FLORIDA	82	37	34	11	240	257	85
WASHINGTON	82	29	41	12	237	306	70

\*Def. Montreal in Eastern Conference Quarterfinals, 4-2; Def. New Jersey in Eastern Conference Semifinals, 4-1; Def. Buffalo in Eastern Conference Finals, 4-3; Def. Edmonton in Stanley Cup Final 4-3.

## COMPLETE RESULTS *(\*Overtime \*\*Shootout)*

DATE	W/L	SCORE	OPP.	DATE	W/L	SCORE	OPP.
10/5	L	2-5	at TB	1/10	W	3-2	DET
10/7	W	3-2**	PIT	1/13	W	5-4*	NSH
10/8	L	2-3	at NYI	1/15	W	4-2	STL
10/12	W	7-2	WSH	1/17	W	4-3**	at PHI
10/15	W	6-1	at NJ	1/19	W	4-3	NYI
10/20	OT	4-5*	at TOR	1/21	L	2-5	at WSH
10/22	W	4-0	at WSH	1/23	W	7-3	MTL
10/24	W	3-2	OTT	1/25	W	4-3**	at FLA
10/26	W	4-3*	BOS	1/26	W	5-1	at ATL
10/28	W	8-6	PHI	1/28	W	4-1	ATL
10/29	W	5-3	at PIT	1/31	W	8-2	at MTL
11/3	W	4-3	TOR	2/3	L	0-3	at NJ
11/5	W	2-0	FLA	2/5	W	4-3**	at BOS
11/9	W	5-3	at BUF	2/9	L	3-5	at TB
11/11	W	1-0	at FLA	2/10	L	3-4	PIT
11/12	L	0-9	ATL	2/12	W	4-3**	BUF
11/15	W	2-1	at OTT	3/1	W	4-3	BOS
11/17	W	5-1	NYR	3/3	W	5-2	FLA
11/19	L	3-4	at NYR	3/4	W	7-5	at PIT
11/20	L	2-5	TB	3/6	W	2-1	at NYR
11/22	L	3-5	OTT	3/8	OT	2-3**	at PHI
11/25	W	4-3**	TOR	3/10	L	3-5	at FLA
11/27	L	2-5	ATL	3/11	OT	3-4*	at FLA
11/29	W	4-3*	at ATL	3/14	W	5-3	NYR
12/2	OT	4-5**	at DAL	3/16	W	5-1	at MTL
12/3	L	4-8	at PHX	3/18	L	2-4	at BOS
12/6	W	6-2	at ANA	3/21	L	2-3	at TOR
12/8	W	3-2	at LA	3/22	W	4-3	at BUF
12/10	L	3-4	at SJ	3/25	L	1-3	WSH
12/13	W	5-3	CHI	3/27	W	2-1	TB
12/15	W	2-1	CBJ	3/29	L	1-5	WSH
12/17	W	4-1	NJ	3/31	W	3-2	FLA
12/20	W	6-4	TB	4/1	L	2-5	at ATL
12/23	W	4-3	FLA	4/3	W	6-5*	WSH
12/26	OT	4-5*	at TB	4/5	W	4-3**	at WSH
12/28	L	2-6	at OTT	4/7	W	4-3	at WSH
12/29	OT	3-4*	PHI	4/8	L	2-5	at ATL
12/31	W	5-3	MTL	4/11	OT	3-4*	NJ
1/4	W	4-3	ATL	4/14	W	5-4**	TB
1/6	W	4-1	NYI	4/15	OT	2-3*	at TB
1/7	W	3-0	at NYI	4/18	L	0-4	BUF

## MAJOR TRADES

**07/29/05** – Acquired defenseman Mike Commodore from CGY in exchange for a third-round pick in 2005.

**01/20/06** – Acquired defenseman Anton Babchuk and a fourth-round pick in 2007 from CHI in exchange for defenseman Danny Richmond and a fourth-round pick in 2006.

**01/30/06** – Acquired forward Doug Weight and defenseman Erkki Rajamaki from STL in exchange for forwards Jesse Boulerice, Mike Zigomanis and Magnus Kahnberg. CAR's first-round pick in 2006, TOR's fourth-round pick in 2006 and CHI's fourth-round pick in 2007.

**03/09/06** – Acquired forward Mark Recchi from PIT in exchange for forwards Niklas Nordgren, Krystofer Kolanos and Carolina's second-round pick in 2007.

## FINAL STATISTICS *(Hurricanes)*

PLAYER	SCORING <i>(*Rookies)</i>						
	GP	G	A	PTS	PIM	PP	SH
ERIC STAAL	82	45	55	100	81	19	4
JUSTIN WILLIAMS	82	31	45	76	60	8	4
CORY STILLMAN	72	21	55	76	32	10	0
ROD BRIND'AMOUR	78	31	39	70	68	19	2
ERIK COLE	60	30	29	59	54	3	8
RAY WHITNEY	63	17	38	55	42	12	0
MATT CULLEN	78	25	24	49	40	8	0
FRANTISEK KABERLE	77	6	38	44	46	1	0
BRET HEDICAN	74	5	22	27	58	2	1
AARON WARD	71	6	19	25	62	0	0
KEVYN ADAMS	82	15	8	23	36	0	2
OLEG TVERDOVSKY	72	3	20	23	37	0	0
CRAIG ADAMS	67	10	11	21	51	1	1
DOUG WEIGHT	23	4	9	13	25	2	0
MIKE COMMODORE	72	3	10	13	138	0	0
CHAD LAROSE*	49	1	12	13	35	0	0
ANDREW LADD*	29	6	5	11	4	3	0
ANDREW HUTCHINSON*	36	3	8	11	18	2	0
GLEN WESLEY	64	2	8	10	46	0	0
JOSEF VASICEK	23	4	5	9	8	0	0
NICLAS WALLIN	50	4	4	8	42	0	0
MARK RECCHI	20	4	3	7	12	2	0
NIKLAS NORDGREN	43	4	2	6	30	0	0
ANTON BABCHUK*	22	3	2	5	6	2	0
RADIM VRBATA	16	2	3	5	6	1	0
CAM WARD*	28	0	2	2	0	0	0
MARTIN GERBER	60	0	2	2	4	0	0
MIKE ZIGOMANIS	21	1	0	1	4	0	0
DAVID GOVE	1	0	1	1	0	0	0
KEITH AUCOIN	7	0	1	1	4	0	0
DANNY RICHMOND	10	0	1	1	7	0	0
JESSE BOULERICE	26	0	0	0	51	0	0

## GOALTENDING

PLAYER	GP	MIN	GA	GAA	SO	W-L-OT
MARTIN GERBER	60	3493	162	2.78	3	38-14-6
CAM WARD	28	1484	91	3.68	0	14-8-2

## SEASON HIGHLIGHTS

- NHL Board of Governors ratifies new six-year Collective Bargaining Agreement with the NHL Players' Association – July 22, 2005.
- Carolina wins its ninth straight game, marking the second nine-game win streak of the season and in franchise history. Carolina becomes just the fifth team in NHL history to post two win streaks of nine games or more in a single season – January 19, 2006.
- Hurricanes win 8-2 at Montreal for their 13th win in January and become the seventh team in NHL history to win 13 games in a month – January 31, 2006.
- Hurricanes clinch their third Southeast Division title with a 3-2 win against Florida.
- Carolina would go on to a 55-22-8 record, finishing second in the Eastern Conference and setting franchise highs for wins and points (112) in a season – March 31, 2006.
- Cory Stillman scores 1:19 into overtime at Montreal to advance Carolina into the Eastern Conference Semifinals – May 2, 2006.
- Cam Ward earns his first NHL shutout as Carolina wins 6-0 in Game 1 of the Eastern Conference Semifinals. Hurricanes would go on to win series 4-1 – May 5, 2006.
- Carolina defeats Buffalo 4-2 in Game 7 of the Eastern Conference Finals to advance to its second Stanley Cup Final – June 1, 2006.
- Justin Williams' empty-net goal with 1:01 remaining secures the Hurricanes' 3-1 win in Game 7 of the Stanley Cup Final against Edmonton and gives the franchise its first Stanley Cup championship – June 19, 2006.

## CLOSING GAME ROSTER vs. Florida Panthers (away 4/4/04)

<b>1</b>	Arturs Irbe	G	<b>15</b>	Marty Murray	C	<b>25</b>	Bruno St. Jacques	D	<b>62</b>	Jaroslav Svoboda	LW
<b>2</b>	Glen Wesley	D	<b>14</b>	Kevyn Adams	C	<b>26</b>	Erik Cole	LW	<b>63</b>	Josef Vasicek	C
<b>4</b>	Aaron Ward	D	<b>17</b>	Rod Brind'Amour	C	<b>27</b>	Craig Adams	RW	<b>80</b>	Kevin Weekes	G
<b>6</b>	Bret Hedican	D	<b>18</b>	Mike Zigomanis	C	<b>36</b>	Jesse Boulerice	RW	<b>92</b>	Jeff O'Neill	C
<b>7</b>	Niclas Wallin	D	<b>19</b>	Radim Vrbata	RW	<b>38</b>	Allan Rourke	D			
<b>11</b>	Justin Williams	RW	<b>22</b>	Sean Hill	D	<b>47</b>	Brad Fast	D			
<b>12</b>	Eric Staal	C	<b>23</b>	Pavel Brendl	RW	<b>52</b>	Damian Surma	C			

## FINAL SOUTHEAST DIVISION STANDINGS

	GP	W	L	T	OTL	GF	GA	PTS
TAMPA BAY	82	46	22	8	6	245	192	106
ATLANTA	82	33	37	8	4	214	243	78
CAROLINA*	82	28	34	14	6	172	209	76
FLORIDA	82	28	35	15	4	188	221	75
WASHINGTON	82	23	46	10	3	186	253	59

\*Did not make playoffs.

## COMPLETE RESULTS (\*Overtime)

DATE	W/L	SCORE	OPP.	DATE	W/L	SCORE	OPP.
10/9	L	1-3	at FLA	1/9	L	1-4	at WSH
10/11	L	1-2	NJ	1/11	T	2-2*	OTT
10/13	T	2-2*	FLA	1/15	L	4-5	at TB
10/18	T	2-2*	at NYR	1/16	W	4-3	at ATL
10/22	T	1-1*	at PIT	1/18	L	2-5	ATL
10/23	W	2-0	at BOS	1/20	L	1-3	OTT
10/25	T	4-4*	at PHI	1/21	W	2-1	at NJ
10/28	W	3-0	SJ	1/23	L	2-3	NYI
10/30	L	1-4	at NYR	1/25	L	2-4	BUF
11/1	L	3-4	at TB	1/27	W	2-0	at TOR
11/2	L	1-2	TOR	1/29	L	3-5	WSH
11/6	W	6-3	NYR	1/31	T	4-4*	at DET
11/8	W	3-2*	LA	2/3	L	1-3	at COL
11/9	T	1-1*	TB	2/4	L	2-3	at ANA
11/12	L	1-7	at WSH	2/12	T	3-3*	WSH
11/13	W	5-1	ATL	2/14	L	1-4	at NJ
11/15	L	1-2	WSH	2/16	W	3-1	FLA
11/18	T	2-2*	PHI	2/19	OTL	1-2*	TOR
11/20	L	6-1	at OTT	2/21	T	3-3*	BOS
11/21	L	0-5	at BUF	2/23	W	2-1	at TOR
11/23	T	0-0*	TB	2/25	W	2-1	at WSH
11/26	W	2-0	at NYI	2/28	OTL	0-1	at MTL
11/28	L	2-4	at PHI	2/29	T	3-3	at MIN
11/29	W	4-3	PIT	3/2	L	0-3	CBJ
12/3	OTL	1-2*	NSH	3/5	W	3-2*	at ATL
12/5	T	1-1*	MTL	3/6	L	1-4	NJ
12/6	L	1-3	at MTL	3/8	W	4-1	at CBJ
12/9	W	3-2	at EDM	3/10	L	2-4	TB
12/11	L	1-0	at CGY	3/12	W	4-2	ATL
12/14	OTL	1-2*	at VAN	3/13	W	5-1	at TB
12/18	W	2-1*	PIT	3/15	OTL	0-1*	at ATL
12/20	W	2-1	at BOS	3/17	W	3-2	at CHI
12/22	L	1-3	DAL	3/19	OTL	3-4*	at PIT
12/26	L	1-3	at BUF	3/20	W	3-2*	at OTT
12/27	W	2-1*	MTL	3/23	L	2-4	PHI
12/29	W	2-1	BUF	3/25	W	3-2	FLA
12/31	L	1-3	ANA	3/27	W	3-2	at NYI
1/2	L	1-4	DET	3/29	L	1-3	at FLA
1/4	L	0-3	PHX	3/30	L	2-3	BOS
1/6	W	2-0	STL	4/2	L	4-6	NYI
1/8	W	3-2	NYR	4/4	T	6-6*	at FLA

## MAJOR TRADES

**01/20/04** – Acquired forward Justin Williams from PHI in exchange for defenseman Danny Markov.

**02/20/04** – Acquired defenseman Chris Behan and WSH's third-round pick in 2004 from COL in exchange for defenseman Bob Boughner.

**03/09/04** – Traded forward Ron Francis to TOR for a fourth-round draft pick in 2005.

**06/16/04** – Traded goaltender Arturs Irbe to CBJ in exchange for future considerations.

**06/18/04** – Acquired goaltender Martin Gerber from ANA in exchange for defenseman Tomas Malec and a third-round pick in the 2004 Entry Draft.

## FINAL STATISTICS (Hurricanes games only)

	SCORING (*Rookies)								
PLAYER	GP	G	A	PTS	PIM	PP	SH	GW	GT
JOSEF VASICEK	82	19	26	45	60	6	0	5	0
ERIK COLE	80	18	24	42	93	2	2	3	1
SEAN HILL	80	13	26	39	84	6	0	1	0
ROD BRIND'AMOUR	78	12	26	38	28	1	0	1	0
JEFF O'NEILL	67	14	20	34	60	7	0	4	0
ERIC STAAL*	81	11	20	31	40	2	1	3	0
RON FRANCIS	68	10	20	30	14	5	0	1	2
RADIM VRBATA	80	12	13	25	24	4	0	2	0
BRET HEDICAN	81	7	17	24	64	2	0	3	0
KEVYN ADAMS	73	10	12	22	43	0	5	1	0
JUSTIN WILLIAMS	35	5	13	18	32	1	0	0	0
CRAIG ADAMS	80	7	10	17	69	0	1	0	0
DANNY MARKOV	44	4	10	14	37	2	0	1	0
MARTY MURRAY	66	5	7	12	8	0	0	0	1
NICLAS WALLIN	57	3	7	10	51	0	0	0	1
PAVEL BRENDL	18	5	3	8	8	1	0	1	1
AARON WARD	49	3	5	8	37	2	0	0	0
JESSE BOULERICE	76	6	1	7	127	0	0	0	1
RYAN BAYDA*	44	3	3	6	22	0	0	1	0
GLEN WESLEY	74	0	6	6	32	0	0	0	0
BOB BOUGHNER	43	0	5	5	80	0	0	0	0
JAROSLAV SVOBODA	33	3	1	4	6	0	0	1	0
ALLAN ROURKE*	25	1	2	3	22	0	0	0	0
MIKE ZIGOMANIS*	17	0	3	3	2	0	0	0	0
BRUNO ST. JACQUES	35	0	2	2	31	0	0	0	0
BRAD FAST*	1	1	0	1	0	0	0	0	1
DAMIAN SURMA*	1	0	1	1	0	0	0	0	0
JOEY TETARENKO	2	0	0	0	0	0	0	0	0
BRETT LYSAK*	2	0	0	0	2	0	0	0	0
TOMAS MALEC	2	0	0	0	2	0	0	0	0
TOMAS KURKA*	3	0	0	0	0	0	0	0	0
ARTURS IRBE	10	0	0	0	2	0	0	0	0
JAMIE STORR	14	0	0	0	0	0	0	0	0
KEVIN WEEKES	66	0	0	0	6	0	0	0	0

## GOALTENDING

PLAYER	GP	MINS	GA	GAA	SO	W-L-T
KEVIN WEEKES	51	3765	146	2.33	6	23-30-11
ARTURS IRBE	10	564	23	2.45	0	5-2-1
JAMIE STORR	14	660	32	2.91	0	0-8-2

## SEASON HIGHLIGHTS

- The Hurricanes name Peter Laviolette as the franchise's 11th head coach. Kevin McCarthy is retained as an assistant coach and former Carolina player Jeff Daniels is also named an assistant coach. Paul Maurice, Randy Ladouceur and Don Edwards are relieved of their coaching duties – December 15, 2003.

- Kevyn Adams breaks the franchise record for shorthanded goals in a season (5) – March 5, 2004.

- The Hurricanes host the NHL Entry Draft at the RBC Center, drawing 15,672 fans for day one—the largest draft crowd in over a decade. Carolina trades the eighth overall pick and a second-round pick for the fourth overall selection, taking top-rated North American skater Andrew Ladd – June 26-27, 2004.

- NHL Commissioner Gary Bettman confirms that NHL teams will not play until the Collective Bargaining Agreement is replaced, delaying the 2004-05 season (officially canceled on February 16, 2005) – September 15, 2004.

# 2002-03 IN REVIEW

## CLOSING GAME ROSTER vs. NY Islanders (home 4/6/03)

<b>1</b>	Arturs Irbe	G	<b>17</b>	Rod Brind'Amour	C	<b>30</b>	Patrick DesRochers	G	<b>62</b>	Jaroslav Svoboda	LW
<b>4</b>	Aaron Ward	D	<b>19</b>	Radim Vrbata	RW	<b>36</b>	Jesse Boulerice	RW	<b>63</b>	Josef Vasicek	C
<b>6</b>	Bret Hedican	D	<b>20</b>	Jan. Hlavac	LW	<b>37</b>	Tomas Kurka	LW	<b>71</b>	Tomas Malec	D
<b>7</b>	Niclas Wallin	D	<b>21</b>	David Tanabe	D	<b>39</b>	Brad DeFauw	LW	<b>80</b>	Kevin Weekes	G
<b>10</b>	Ron Francis	C	<b>22</b>	Sean Hill	D	<b>42</b>	Jeff Heerema	RW	<b>92</b>	Jeff O'Neill	C
<b>11</b>	Jeff Daniels	LW	<b>25</b>	Bruno St. Jacques	D	<b>46</b>	Mike Zigomanis	C			
<b>12</b>	Craig MacDonald	C	<b>26</b>	Erik Cole	LW	<b>47</b>	Ryan Bayda	LW			
<b>14</b>	Kevyn Adams	C	<b>27</b>	Craig Adams	RW	<b>55</b>	Pavel Brendl	RW			

## FINAL SOUTHEAST DIVISION STANDINGS

	GP	W	L	T	OTL	GF	GA	PTS
TAMPA BAY	82	36	25	16	5	219	210	93
WASHINGTON	82	39	29	8	6	224	220	92
ATLANTA	82	31	39	7	5	226	284	74
FLORIDA	82	24	36	13	9	176	237	70
CAROLINA*	82	22	43	11	6	171	240	61

\*Did not make playoffs.

## COMPLETE RESULTS (\*Overtime)

DATE	W/L	SCORE	OPP.	DATE	W/L	SCORE	OPP.
10/9	L	1-4	NYR	1/8	L	1-5	at NYR
10/11	W	5-3	ATL	1/10	L	1-4	WSH
10/12	L	1-5	at TB	1/12	OTL	2-3*	COL
10/15	OTL	1-2*	at STL	1/15	L	0-2	PIT
10/17	L	1-2	WSH	1/17	L	1-2	NJ
10/19	W	3-1	NJ	1/18	L	2-5	at NJ
10/22	W	4-1	at NYI	1/20	L	3-5	STL
10/23	L	1-4	at OTT	1/22	L	3-5	at WSH
10/26	T	3-3*	CHI	1/24	W	3-1	FLA
10/29	W	2-1	at NJ	1/25	OTL	2-3*	at FLA
10/30	W	4-2	NYI	1/29	L	2-3	TOR
11/1	T	2-2*	MTL	1/30	L	1-3	at TB
11/5	OTL	1-2*	PHI	2/5	L	2-6	at SJ
11/7	W	2-0	BUF	2/7	L	2-8	at LA
11/9	W	3-2	PIT	2/9	L	1-2	at COL
11/12	W	3-2	PHX	2/11	OTL	1-2*	at DAL
11/15	T	1-1*	PHI	2/14	W	3-1	WSH
11/17	OTL	1-2*	TB	2/15	T	2-2*	at PHI
11/19	T	4-4*	OTT	2/18	L	3-4	at TOR
11/21	L	1-3	at BOS	2/19	T	1-1*	BOS
11/23	W	7-3	at MTL	2/21	T	2-2*	TB
11/25	L	1-3	at NYR	2/23	L	0-4	ANA
11/27	L	2-3	VAN	2/26	L	2-4	at PHX
11/29	W	6-4	DET	3/1	L	1-4	at TOR
11/30	W	4-2	at CBJ	3/2	L	0-2	at WSH
12/3	W	2-1	at NSH	3/4	L	2-4	BOS
12/4	L	2-4	at FLA	3/6	W	4-0	at PIT
12/6	L	0-2	FLA	3/7	W	1-0	MIN
12/7	L	2-5	at OTT	3/10	W	6-5	CBJ
12/11	L	1-4	at EDM	3/12	W	3-2*	at BUF
12/12	W	4-3	at CGY	3/13	L	3-5	at PHI
12/15	L	1-2	at MIN	3/15	T	0-0*	LA
12/18	T	1-1*	TB	3/18	L	5-6	OTT
12/20	W	3-2*	at ATL	3/22	L	3-5	at MTL
12/22	W	1-0	DAL	3/25	T	3-3*	TOR
12/27	L	3-5	ATL	3/26	L	1-5	at ATL
12/28	L	0-3	at NYI	3/29	L	1-3	BUF
12/31	L	0-2	NYR	3/31	L	0-4	MTL
1/3	L	3-6	at BUF	4/2	L	2-3	at PIT
1/4	W	4-2	at BOS	4/4	L	1-4	at FLA
1/7	T	3-3*	at ATL	4/6	L	1-2	NYI

## MAJOR TRADES

**11/01/02** – Acquired forwards Jan. Hlavac and Harold Druken from VAN in exchange for forward Darren Langdon and defenseman Marek Malik.

**02/07/03** – Acquired forward Pavel Brendl and defenseman Bruno St. Jacques from PHI in exchange for forward Sami Kapanen and defenseman Ryan Bast.

**03/09/03** – Acquired a second-round pick in 2004 from TOR in exchange for defenseman Glen Wesley.

**03/11/03** – Acquired forward Radim Vrbata from COL in exchange for forward Bates Battaglia.

## FINAL STATISTICS (Hurricanes games only)

	SCORING (*Rookies)								
PLAYER	GP	G	A	PTS	PIM	PP	SH	GW	GT
JEFF O'NEILL	82	30	31	61	38	11	0	7	2
RON FRANCIS	82	22	35	57	30	8	1	1	0
ROD BRIND'AMOUR	48	14	23	37	37	7	1	0	0
SEAN HILL	82	5	24	29	141	1	0	0	0
ERIK COLE	53	14	13	27	72	6	2	3	0
Jan. HLAVAC	52	9	15	24	22	6	0	1	1
JOSEF VASICEK	57	10	10	20	33	4	0	1	0
BATES BATTAGLIA	70	5	14	19	90	0	1	1	0
KEVYN ADAMS	77	9	9	18	57	0	0	0	0
SAMI KAPANEN	43	6	12	18	12	3	0	1	1
CRAIG ADAMS	81	6	12	18	71	1	0	1	0
BRET HEDICAN	72	3	14	17	75	1	0	1	0
RYAN BAYDA*	25	4	10	14	16	0	0	1	0
JAROSLAV SVOBODA*	48	3	11	14	32	1	0	0	0
DAVID TANABE	68	3	10	13	24	2	0	0	0
NICLAS WALLIN	77	2	8	10	71	0	0	2	0
AARON WARD	77	3	6	9	90	0	0	1	0
GLEN WESLEY	63	1	7	8	40	1	0	0	0
BRUNO ST. JACQUES*	18	2	5	7	12	0	0	0	0
RADIM VRBATA	10	5	0	5	2	3	0	0	0
TOMAS KURKA*	14	3	2	5	2	0	0	0	0
CRAIG MACDONALD	35	1	3	4	20	0	0	0	0
JEFF DANIELS	59	0	4	4	8	0	0	0	0
BRAD DEFAUW*	9	3	0	3	2	1	0	1	0
JEFF HEEREMA*	10	3	0	3	2	1	0	0	0
MIKE ZIGOMANIS*	19	2	1	3	0	1	1	0	0
JESSE BOULERICE*	48	2	1	3	108	0	0	0	1
TOMAS MALEC*	41	0	2	2	43	0	0	0	0
MAREK MALIK	10	0	2	2	16	0	0	0	0
DAMIAN SURMA*	1	1	0	1	0	0	0	0	0
PAVEL BRENDL*	8	0	1	1	2	0	0	0	0
HAROLD DRUKEN	14	0	1	1	2	0	0	0	0
DARREN LANGDON	9	0	0	0	16	0	0	0	0
TOMMY WESTLUND	3	0	0	0	0	0	0	0	0
MIKE WATT	5	0	0	0	0	0	0	0	0
STEVE HALKO	6	0	0	0	0	0	0	0	0
PATRICK DESROCHERS*	2	0	0	0	0	0	0	0	0
ARTURS IRBE	34	0	0	0	4	0	0	0	0
KEVIN WEEKES	51	0	0	0	2	0	0	0	0
GOALTENDING									
PLAYER	GP	MINS	GA	GAA	SO	W-L-T			
KEVIN WEEKES	51	2965	126	2.55	5	14-24-9			
ARTURS IRBE	34	1884	100	3.18	0	7-24-2			
PATRICK DESROCHERS*	2	122	7	3.44	0	1-1-0			

## SEASON HIGHLIGHTS

• A 20-year agreement with RBC Centura is announced to rename the Entertainment & Sports Arena as the RBC Center – September 19, 2002.

• Ron Francis plays in his 1,616th career NHL game, a 5-2 loss at New Jersey, moving past Larry Murphy (1,615) and into sole possession of third place on the NHL's all-time games played list – January 18, 2003.

• Damian Surma scores his first career NHL goal in his first game, becoming the fifth Hurricane to accomplish that feat during the 2002-03 season (Jeff Heerema, Tomas Kurka, Mike Zigomanis, Brad DeFauw). Surma was the eighth and final Hurricane to score his first NHL goal during the season – March 18, 2003.

• The Hurricanes set a new single-season attendance record, breaking the franchise mark set the previous season. In total, 642,973 fans attend games at the RBC Center during the 2002-03 hockey season. – April 6, 2003.

**CLOSING GAME ROSTER** vs. *Atlanta Thrashers (away 4/14/02)*

<b>1</b>	Arturs Irbe	G	<b>11</b>	Jeff Daniels	LW	<b>22</b>	Sean Hill	D	<b>62</b>	Jaroslav Svoboda	LW
<b>2</b>	Glen Wesley	D	<b>12</b>	Craig MacDonald	C	<b>23</b>	Martin Gelinas	LW	<b>63</b>	Josef Vasicek	C
<b>4</b>	Aaron Ward	D	<b>13</b>	Bates Battaglia	LW	<b>24</b>	Sami Kapanen	RW	<b>80</b>	Kevin Weekes	G
<b>5</b>	Marek Malik	D	<b>14</b>	Kevyn Adams	C	<b>26</b>	Erik Cole	LW	<b>92</b>	Jeff O'Neill	C
<b>6</b>	Bret Hedican	D	<b>16</b>	Tommy Westlund	RW	<b>27</b>	Craig Adams	RW			
<b>7</b>	Niclas Wallin	D	<b>17</b>	Rod Brind'Amour	C	<b>45</b>	David Tanabe	D			
<b>10</b>	Ron Francis	C	<b>20</b>	Darren Langdon	LW	<b>48</b>	Nikos Tselios	D			

**FINAL SOUTHEAST DIVISION STANDINGS**

	GP	W	L	T	OTL	GF	GA	PTS
CAROLINA*	82	35	26	16	5	217	217	91
WASHINGTON	82	36	33	11	2	228	240	85
TAMPA BAY	82	27	40	11	4	178	219	69
FLORIDA	82	22	44	10	6	180	250	60
ATLANTA	82	19	47	11	5	187	288	54

\*Def. NJ in Eastern Quarterfinals 4-2; Def. MTL in Eastern Semifinals, 4-2; Def. TOR in Eastern Finals, 4-2; Lost to DET in Stanley Cup Finals, 4-1.

**COMPLETE RESULTS** (\*Overtime \*\*Shootout)

DATE	W/L	SCORE	OPP.	DATE	W/L	SCORE	OPP.
10/5	W	3-1	NYR	12/30	T	5-5*	WSH
10/7	W	3-0	DAL	12/31	W	5-4	BUF
10/9	L	2-6	OTT	1/2	L	3-6	BOS
10/11	L	2-3	TOR	1/5	L	1-2	NJ
10/13	W	5-2	at ATL	1/6	L	3-4	PHI
10/17	L	0-4	NYI	1/10	W	4-1	at EDM
10/18	OTL	1-2*	at NYI	1/12	L	1-7	at VAN
10/20	W	2-1*	ATL	1/15	W	2-0	MIN
10/23	L	1-5	at COL	1/17	T	1-1*	MTL
10/24	W	7-3	at MIN	1/19	T	3-1*	at NJ
10/26	OTL	2-3*	NYI	1/21	L	5-7	VAN
10/28	W	3-2*	LA	1/23	T	2-2*	NSH
10/30	L	2-5	DET	1/25	T	1-1*	FLA
11/1	L	3-4	at STL	1/27	L	2-4	at PHI
11/2	W	3-2	NYR	1/29	T	2-2*	BUF
11/4	W	1-0*	PHX	1/30	W	3-1	at TB
11/6	T	2-2*	PIT	2/5	T	3-3*	PIT
11/8	W	3-2	at WSH	2/7	L	1-2	at LA
11/9	W	3-2	SJ	2/8	W	4-1	at ANA
11/11	T	1-1*	EDM	2/10	L	0-4	at SJ
11/13	L	3-4	at DET	2/26	L	1-4	at TOR
11/15	T	1-1*	at OTT	2/28	W	6-2	at BOS
11/17	L	0-2	at TB	3/2	W	4-3	at MTL
11/19	W	5-2	CBJ	3/5	W	2-1*	at CHI
11/21	T	4-4*	at DAL	3/7	W	3-1	at PIT
11/25	L	0-4	TB	3/8	T	2-2*	WSH
11/27	W	5-2	at TOR	3/11	T	3-3*	CGY
11/29	L	0-5	at NYR	3/16	L	2-3	at MTL
11/30	L	2-6	at WSH	3/18	T	1-1*	MTL
12/2	OTL	3-4*	WSH	3/21	W	3-2	FLA
12/4	L	2-4	BUF	3/23	W	4-2	at NJ
12/8	W	3-2	at FLA	3/26	L	2-3	BOS
12/10	W	4-3*	at NYR	3/28	W	4-1	PHI
12/12	W	4-1	FLA	3/30	W	2-0	at BOS
12/14	OTL	2-3*	at BUF	4/2	L	3-4	at OTT
12/16	W	7-0	at PIT	4/3	L	2-3	NJ
12/18	L	1-5	OTT	4/7	T	1-1*	ATL
12/21	W	5-4*	ATL	4/8	W	2-1	at NYI
12/21	OTL	3-4*	at PHI	4/10	W	4-2	TB
12/26	W	4-3	TOR	4/12	W	3-1	at FLA
12/27	W	3-2	at TB	4/14	T	2-2*	at ATL

**MAJOR TRADES**

**12/05/01** – Acquired defenseman Sean Hill from STL in exchange for defenseman Steve Halko and a 2002 fourth-round pick (Later traded to ATL, Lane Manson).

**01/16/02** – Acquired forward Kevyn Adams and defensemen Bret Hedican and Tomas Malec from FLA in exchange for defenseman Sandis Ozolinsh and forward Byron Ritchie.

**03/05/02** – Acquired goaltender Kevin Weekes from TB in exchange for forwards Shane Willis and Chris Dingman.

**FINAL STATISTICS** (*Hurricanes games only*)

	SCORING (*Rookies)								
PLAYER	GP	G	A	PTS	PIM	PP	SH	GW	GT
RON FRANCIS	80	27	50	77	18	14	0	5	2
SAMI KAPANEN	77	27	42	69	23	11	0	4	1
JEFF O'NEILL	76	31	33	64	63	11	0	6	1
ROD BRIND'AMOUR	81	23	32	55	40	5	2	5	1
BATES BATTAGLIA	82	21	25	46	44	5	1	2	3
ERIK COLE*	81	16	24	40	35	3	0	2	0
JOSEF VASICEK	78	14	17	31	53	3	0	3	0
SEAN HILL	49	7	23	30	61	4	0	2	0
MARTIN GELINAS	72	13	16	29	30	3	0	1	1
MAREK MALIK	82	4	19	23	88	0	0	0	0
SANDIS OZOLINSH	46	4	19	23	34	1	0	0	0
GLEN WESLEY	77	5	13	18	56	1	0	0	1
SHANE WILLIS	59	7	10	17	24	2	0	0	1
DAVID TANABE	78	1	15	16	35	0	0	0	0
AARON WARD	79	3	11	14	74	0	0	2	1
BRET HEDICAN	26	2	4	6	10	0	0	1	0
JEFF DANIELS	65	4	1	5	12	0	1	0	0
KEVYN ADAMS	33	2	3	5	15	0	0	1	0
JAROSLAV SVOBODA*	10	2	2	4	2	0	0	0	0
DARREN LANGDON	58	2	1	3	106	0	0	1	0
NICLAS WALLIN	52	1	2	3	36	0	0	0	0
CRAIG MACDONALD	12	1	1	2	0	0	0	0	0
TOMMY WESTLUND	40	0	2	2	6	0	0	0	0
CRAIG ADAMS	33	0	1	1	38	0	0	0	0
CHRIS DINGMAN	30	0	1	1	77	0	0	0	0
STEVEN HALKO	5	0	1	1	6	0	0	0	0
JOSH HOLDEN	8	0	0	0	2	0	0	0	0
BYRON RITCHIE*	4	0	0	0	2	0	0	0	0
NIKOS TSELIOS*	2	0	0	0	6	0	0	0	0

**GOALTENDING**

PLAYER	GP	MINS	GA	GAA	SO	W-L-T
KEVIN WEEKES	2	120	3	1.50	0	2-0-0
ARTURS IRBE	51	2974	126	2.54	3	20-19-11
TOM BARRASSO	34	1908	83	2.61	2	13-12-5

**SEASON HIGHLIGHTS**

- Ron Francis, playing in his 1,000th career game with the franchise, beats Byron Dafoe of the Boston Bruins for his 500th career NHL goal – January 2, 2002.
- Ron Francis assists on Jeff O'Neill's goal at Philadelphia to pass Ray Bourque for second on the NHL's all-time assist list – January 27, 2002.
- The Hurricanes set a new single-season attendance record, breaking the franchise mark set in 1987-88. In all, 635,868 fans attend games during the 2001-02 regular season – April 3, 2002.
- The Hurricanes defeat the Tampa Bay Lightning 4-2 at the Entertainment & Sports Arena to clinch their second Southeast Division title in four years – April 10, 2002.
- Kevin Weekes shuts out New Jersey 1-0 in Game 6 of the Eastern Conference Quarterfinals at the Continental Airlines Arena as Carolina clinches the franchise's first playoff series win since 1986 and first best-of-7 series win – April 27, 2002.
- Martin Gelinas scores at 8:05 of overtime to give the Hurricanes a 2-1 victory against Toronto in Game 6 of the Eastern Conference Finals at Air Canada Centre. With the win, Carolina clinches the first Conference championship in franchise history and earns its first trip to the Stanley Cup Finals – May 28, 2002.
- The Hurricanes host Game 3 of the Stanley Cup Finals against Detroit, marking the first Stanley Cup finals game in Raleigh. The game goes into triple-overtime before the Red Wings' Igor Larionov scores at the 54:47 mark of overtime – June 8-9, 2002.

# 2000-01 IN REVIEW

## CLOSING GAME ROSTER *vs. Pittsburgh Penguins (home 4/8/01)*

<b>1</b>	Arturs Irbe	G	<b>11</b>	Jeff Daniels	LW	<b>23</b>	Martin Gelinas	LW	<b>45</b>	David Tanabe	D
<b>2</b>	Glen Wesley	D	<b>13</b>	Bates Battaglia	LW	<b>24</b>	Sami Kapanen	RW	<b>63</b>	Josef Vasicek	C
<b>4</b>	Kevin Hatcher	D	<b>14</b>	Steve Halko	D	<b>25</b>	Shane Willis	RW	<b>92</b>	Jeff O'Neill	C
<b>5</b>	Marek Malik	D	<b>16</b>	Tommy Westlund	RW	<b>27</b>	Craig Adams	RW			
<b>7</b>	Niclas Wallin	D	<b>17</b>	Rod Brind'Amour	C	<b>31</b>	Tyler Moss	G			
<b>8</b>	Sandis Ozolinsh	D	<b>19</b>	Rob DiMaio	RW	<b>33</b>	Dave Karp	D			
<b>10</b>	Ron Francis	C	<b>20</b>	Darren Langdon	LW	<b>38</b>	Scott Pellerin	LW			

## FINAL SOUTHEAST DIVISION STANDINGS

	GP	W	L	T	OTL	GF	GA	PTS
WASHINGTON	82	41	27	10	4	233	211	96
CAROLINA*	82	38	32	9	3	212	225	88
FLORIDA	82	22	38	13	9	200	246	66
ATLANTA	82	23	45	12	2	211	289	60
TAMPA BAY	82	24	47	6	5	201	280	59

\*Lost to NJ in Eastern Conference Quarterfinals 4-2.

## COMPLETE RESULTS *(\*Overtime)*

DATE	W/L	SCORE	OPP.	DATE	W/L	SCORE	OPP.
10/7	T	3-3*	WSH	1/14	W	4-0	ANA
10/10	W	5-2	DAL	1/16	W	3-2*	at MTL
10/13	T	2-2*	at FLA	1/18	W	4-2	BOS
10/14	L	1-2	at NSH	1/20	L	3-6	LA
10/18	W	3-2	at PIT	1/22	L	2-5	NYR
10/21	L	2-5	at MTL	1/24	W	3-2	at NYR
10/24	L	2-3	SJ	1/27	L	3-4	PHI
10/25	L	1-4	at BUF	1/29	W	5-2	TB
10/27	T	3-3*	NJ	1/31	L	3-4	TOR
10/29	L	1-4	STL	2/1	W	3-1	at ATL
10/31	W	6-5*	TB	2/7	W	2-1*	at PHX
11/3	L	3-5	at COL	2/8	L	2-4	at LA
11/4	L	1-4	at SJ	2/11	T	2-2*	at ANA
11/8	L	0-5	at TOR	2/14	OTL	3-4*	at DET
11/10	W	3-1	TOR	2/16	L	0-2	PHX
11/12	W	4-0	OTT	2/18	W	5-4	BOS
11/15	L	1-4	FLA	2/19	L	0-4	at PHI
11/16	W	1-0	at OTT	2/21	W	6-3	ATL
11/18	OTL	2-3*	at NJ	2/23	W	3-2	NJ
11/22	W	3-1	at PIT	2/24	L	1-2	WSH
11/24	W	3-1	at BOS	2/27	T	1-1*	at ATL
11/26	L	4-7	NSH	3/1	W	3-1	at NYI
11/29	W	2-1*	at FLA	3/2	L	7-3	at NJ
11/30	W	2-0	PHI	3/4	W	6-3	at CHI
12/3	L	0-2	OTT	3/7	W	2-1	CBJ
12/6	W	5-3	at ATL	3/8	L	1-0	at TB
12/9	L	2-7	at CGY	3/11	L	3-2	EDM
12/13	T	1-1*	at MIN	3/14	L	3-6	MTL
12/15	W	5-3	BUF	3/15	W	3-0	at WSH
12/16	L	1-4	at BOS	3/18	W	2-1	NYI
12/19	L	1-2	at NYI	3/21	W	1-0	BUF
12/23	OTL	1-2*	at PHI	3/23	W	5-3	PIT
12/26	L	2-3	at TB	3/24	L	1-3	at BUF
12/27	W	4-3	NYR	3/26	L	2-4	MTL
12/29	L	1-3	at CBJ	3/28	L	0-7	at WSH
12/31	W	2-1	CHI	3/30	W	4-3*	WSH
1/3	W	3-2	TB	4/1	W	3-2*	at OTT
1/6	T	2-2*	COL	4/3	T	2-2*	at STL
1/7	W	5-2	NYI	4/4	W	3-1	at NYR
1/9	W	7-3	FLA	4/6	W	3-2	ATL
1/12	T	2-2*	at FLA	4/8	L	4-6	PIT

## MAJOR TRADES

**06/24/00** – Acquired defenseman Sandis Ozolinsh and a second-round pick in 2000 (Tomas Kurka) from COL in exchange for Nolan Pratt, a first-round pick (Vaclav Nedorost) and two second-round picks (Jared Aulin, Argis Saviels) in 2000.

**08/04/00** – Acquired forwards Rob DiMaio and Darren Langdon from the NYR in exchange for forward Sandy McCarthy and a fourth-round draft pick in 2001.

**03/01/01** – Acquired forward Scott Pellerin from MIN for a third-round pick in the 2001 Entry Draft, the rights to forward Ashkat Rakhmatullin and future considerations.

## FINAL STATISTICS *(Hurricanes games only)*

PLAYER	SCORING <i>(*Rookies)</i>							
	GP	G	A	PTS	PIM	PP	SH	GW
JEFF O'NEILL	82	41	26	67	106	17	0	5
RON FRANCIS	82	15	50	65	32	7	0	4
SAMI KAPANEN	82	20	37	57	24	7	0	4
ROD BRIND'AMOUR	79	20	36	56	47	5	1	5
MARTIN GELINAS	79	23	29	52	59	6	1	4
SHANE WILLIS*	73	20	24	44	45	9	0	6
SANDIS OZOLINSH	72	12	32	44	71	4	2	2
DAVID TANABE	74	7	22	29	42	5	0	1
BATES BATTAGLIA	80	12	15	27	76	2	0	3
ROB DIMAIO	74	6	18	24	54	0	2	1
JOSEF VASICEK*	76	8	13	21	53	1	0	0
GLEN WESLEY	71	5	16	21	42	3	0	0
MAREK MALIK	61	6	14	20	34	1	0	1
KEVIN HATCHER	57	4	14	18	38	3	0	1
DAVID KARPA	80	4	6	10	159	2	0	0
TOMMY WESTLUND	79	5	3	8	23	0	0	1
NICLAS WALLIN*	37	2	3	5	21	0	0	0
SCOTT PELLERIN	19	0	5	5	6	0	0	0
JEFF DANIELS	67	1	1	2	15	0	0	0
DARREN LANGDON	54	0	2	2	94	0	0	0
CRAIG ADAMS*	44	1	0	1	20	0	0	0
STEVE HALKO	48	0	1	1	6	0	0	0
MIKE RUCINSKI*	2	0	0	0	0	0	0	0
GREG KOEHLER*	1	0	0	0	0	0	0	0
GREG KUZNIK*	1	0	0	0	0	0	0	0

## GOALTENDING

PLAYER	GP	MINS	GA	GAA	SO	W-L-T
ARTURS IRBE	77	4406	180	2.45	6	37-29-9
TYLER MOSS	12	557	37	3.99	0	1-6-0

## SEASON HIGHLIGHTS

- The Hurricanes acquire defenseman Sandis Ozolinsh and a second-round pick (Tomas Kurka) in 2000 from Colorado in exchange for Nolan Pratt, a first-round pick (Vaclav Nedorost), and two second-round picks (Jared Aulin, Argis Saviels) in 2000 – June 24, 2000.

- The Hurricanes agree to a multi-year affiliation with the Lowell Lock Monsters of the American Hockey League (AHL) – December 18, 2000.

- Defenseman Sandis Ozolinsh becomes the first Carolina Hurricane to start in an NHL All-Star Game – February 4, 2001.

- Ron Francis earns an assist against Atlanta to become to first player to total 1,000 points with the franchise – March 14, 2001.

- Jeff O'Neill becomes the first franchise player to score 40 goals in a season since Brendan Shanahan in 1995-96 – April 4, 2001.

- The Hurricanes defeat Atlanta 3-2 in Raleigh to clinch their second trip to the playoffs in three years – April 6, 2001.

**CLOSING GAME ROSTER** vs. *Atlanta Thrashers (home 4/9/00)*

<b>1</b>	Arturs Irbe	G	<b>14</b>	Steve Halko	D	<b>23</b>	Martin Gelinas	LW	<b>51</b>	Andrei Kovalenko	RW
<b>2</b>	Glen Wesley	D	<b>16</b>	Tommy Westlund	RW	<b>24</b>	Sami Kapanen	RW	<b>77</b>	Paul Coffey	D
<b>4</b>	Nolan Pratt	D	<b>17</b>	Jeff Daniels	LW	<b>27</b>	Rod Brind'Amour	C	<b>92</b>	Jeff O'Neill	C
<b>5</b>	Marek Malik	D	<b>18</b>	Robert Kron	RW	<b>28</b>	Paul Ranheim	LW			
<b>7</b>	Curtis Leschyshyn	D	<b>20</b>	Sandy McCarthy	LW	<b>30</b>	Mark Fitzpatrick	G			
<b>10</b>	Gary Roberts	LW	<b>21</b>	Ron Francis	C	<b>33</b>	Dave Karpa	D			
<b>13</b>	Bates Battaglia	LW	<b>22</b>	Sean Hill	D	<b>45</b>	David Tanabe	D			

**FINAL SOUTHEAST DIVISION STANDINGS**

	GP	W	L	T	OTL	GF	GA	PTS
WASHINGTON	82	44	26	12	2	227	194	102
FLORIDA	82	43	33	6	6	244	209	98
CAROLINA*	82	37	35	10	0	217	216	84
TAMPA BAY	82	19	54	9	7	204	310	54
ATLANTA	82	14	61	7	4	170	313	39

\*Did not make playoffs.

**FINAL STATISTICS** (*Hurricanes games only*)

	SCORING (*Rookies)								
PLAYER	GP	G	A	PTS	PIM	PP	SH	GW	GT
RON FRANCIS	78	23	50	73	18	7	0	4	0
JEFF O'NEILL	80	25	38	63	72	4	0	7	0
GARY ROBERTS	69	23	30	53	62	12	0	1	0
SAMI KAPANEN	76	24	24	48	12	7	0	5	2
SEAN HILL	62	13	31	44	59	8	0	2	0
ROBERT KRON	81	13	27	40	8	2	1	3	1
PAUL COFFEY	69	11	29	40	40	6	0	3	1
ANDREI KOVALENKO	76	15	24	39	38	2	0	3	0
BATES BATTAGLIA	77	16	18	34	39	3	0	3	0
MARTIN GELINAS	81	14	16	30	40	3	0	0	0
PAUL RANHEIM	79	9	13	22	6	0	0	2	0
GLEN WESLEY	78	7	15	22	38	1	0	0	2
ROD BRIND'AMOUR	33	4	10	14	22	0	1	1	0
MAREK MALIK	57	4	10	14	63	0	0	1	0
TOMMY WESTLUND*	81	4	8	12	19	0	1	0	0
STEVEN HALKO	58	0	8	8	25	0	0	0	0
JEFF DANIELS	69	3	4	7	10	0	0	0	1
DAVE KARPA	27	1	4	5	52	0	0	0	0
KENT MANDERVILLE	56	1	4	5	12	0	0	1	0
DAVID TANABE*	31	4	0	4	14	3	0	0	0
NOLAN PRATT	64	3	1	4	90	0	0	1	0
BYRON RITCHIE*	26	0	2	2	17	0	0	0	0
CURTIS LESCHYSHYN	53	0	2	2	14	0	0	0	0
ARTURS IRBE	75	0	1	1	14	0	0	0	0
SHANE WILLIS*	2	0	0	0	0	0	0	0	0
MARK FITZPATRICK	3	0	0	0	0	0	0	0	0
ERIC FICHAUD	9	0	0	0	2	0	0	0	0
SANDY MCCARTHY	13	0	0	0	9	0	0	0	0

**GOALTENDING**

PLAYER	GP	MINS	GA	GAA	SO	W-L-T
ARTURS IRBE	75	4345	175	2.42	5	34-28-9
ERIC FICHAUD	9	490	24	2.94	1	3-5-1
MARK FITZPATRICK	3	107	8	4.49	0	0-2-0

**SEASON HIGHLIGHTS**

- The Hurricanes host the New Jersey Devils in the inaugural game at the Entertainment & Sports Arena – October 29, 1999.
- Ron Francis becomes the sixth player in NHL history to eclipse 1,500 points – November 5, 1999.
- Carolina defeats the Washington Capitals, 3-2, to earn its first win at the Entertainment & Sports Arena – November 7, 1999.
- Paul Coffey becomes the first defenseman in league history to score 1,500 points. Coffey and Francis are the first pair of teammates in league history to reach the milestone in the same season – December 23, 1999.
- Competing in his first All-Star weekend, Sami Kapanen wins the fastest skater event during the FedEx/NHL Superskills contest with a time of 13.649 seconds – February 5, 2000.
- Head coach Paul Maurice becomes the franchise's all-time winningest coach with a 4-3 victory against the Atlanta Thrashers, surpassing Jack Evans' total of 163 – April 8, 2000.

**COMPLETE RESULTS** (\*Overtime)

DATE	W/L	SCORE	OPP.	DATE	W/L	SCORE	OPP.
10/2	W	3-1	at BOS	1/9	W	1-0	NYR
10/7	W	2-0	at PHI	1/11	L	3-4	PHI
10/8	L	1-3	at NYR	1/14	L	1-5	at FLA
10/11	T	3-3*	at CGY	1/17	L	2-5	at NJ
10/13	T	3-3*	at EDM	1/18	L	2-3	at NYR
10/15	W	4-1	at VAN	1/20	L	1-4	NYR
10/20	T	3-3*	at TOR	1/22	W	4-1	BUF
10/22	L	3-7	at BUF	1/24	W	3-2*	MTL
10/23	W	3-2	at PIT	1/27	L	2-4	PHX
10/29	L	2-4	NJ	1/28	W	4-3*	NJ
10/30	W	4-0	at NYI	1/30	L	0-3	at MTL
11/3	L	0-6	TOR	2/1	W	4-2	FLA
11/5	L	2-3	at DET	2/3	L	1-2	at WSH
11/7	W	3-2	WSH	2/8	W	4-3	at NYI
11/10	L	0-2	NYI	2/12	W	5-2	at TB
11/11	L	1-4	at PHI	2/14	W	5-2	at TOR
11/13	W	4-2	TB	2/15	L	1-5	at OTT
11/17	W	2-1	OTT	2/17	L	0-3	MTL
11/19	T	3-3*	at WSH	2/19	W	4-2	TB
11/20	W	1-0	DAL	2/21	T	1-1*	WSH
11/22	L	1-2	BOS	2/24	L	2-4	FLA
11/24	T	1-1*	VAN	2/26	W	2-1*	at FLA
11/26	T	3-3*	at TB	3/1	L	5-7	at PHX
11/27	W	5-3	PIT	3/2	W	5-2	at LA
11/30	W	4-3	CGY	3/4	W	5-2	at SJ
12/2	T	2-2*	TOR	3/8	W	4-1	CHI
12/4	L	1-3	at COL	3/10	L	3-5	BOS
12/7	W	4-2	at STL	3/12	W	5-1	ATL
12/8	L	1-2	at DAL	3/15	T	2-2*	EDM
12/10	L	2-3	at TB	3/17	L	2-4	at WSH
12/15	L	3-6	PIT	3/18	L	2-3	at MTL
12/18	W	4-2	ATL	3/21	W	5-0	at NJ
12/20	L	2-4	COL	3/22	L	1-2	STL
12/22	L	1-4	DET	3/26	W	4-1	NYI
12/23	L	3-4	at OTT	3/27	L	1-5	BUF
12/26	W	4-3*	FLA	3/29	W	3-1	NSH
12/28	L	2-3	at NSH	3/31	W	3-1	at BUF
1/1	W	4-2	at ATL	4/2	W	1-0	PHI
1/4	L	1-2	OTT	4/3	L	2-3	at PIT
1/6	W	7-3	at BOS	4/8	W	4-3	at ATL
1/7	T	4-4*	ANA	4/9	W	2-1	ATL

**MAJOR TRADES**

**01/23/00** – Acquired forward Rod Brind'Amour, goaltender Jean-Marc Pelletier, and a second-round pick in 2000 entry draft from PHI in exchange for forward Keith Primeau and a fifth-round pick in 2000.

**03/14/00** – Acquired forward Sandy McCarthy from PHI in exchange for forward Kent Manderville.

# 1998-99 IN REVIEW

## CLOSING GAME ROSTER *vs. Ottawa Senators (home 4/17/99)*

<b>1</b>	Arturs Irbe	G	<b>11</b>	Kevin Dineen	RW	<b>24</b>	Sami Kapanen	RW	<b>77</b>	Paul Coffey	D
<b>2</b>	Glen Wesley	D	<b>13</b>	Bates Battaglia	LW	<b>26</b>	Ray Sheppard	RW	<b>92</b>	Jeff O'Neill	C
<b>3</b>	Steve Chiasson	D	<b>18</b>	Robert Kron	RW	<b>28</b>	Paul Ranheim	LW			
<b>4</b>	Nolan Pratt	D	<b>20</b>	Sandy McCarthy	LW	<b>33</b>	Dave Karpa	D			
<b>5</b>	Marek Malik	D	<b>21</b>	Ron Francis	C	<b>44</b>	Kent Manderville	C			
<b>7</b>	Curtis Leschyshyn	D	<b>22</b>	Sean Hill	D	<b>51</b>	Andrei Kovalenko	RW			
<b>10</b>	Gary Roberts	LW	<b>23</b>	Martin Gelinas	LW	<b>55</b>	Keith Primeau	C			

## FINAL SOUTHEAST DIVISION STANDINGS

	GP	W	L	T	GF	GA	PTS
CAROLINA*	82	34	30	18	210	202	86
FLORIDA	82	30	34	18	210	228	78
WASHINGTON	82	31	45	6	200	218	68
TAMPA BAY	82	19	54	9	179	292	47

\*Lost to BOS in Eastern Conference Quarterfinals 4-2.

## COMPLETE RESULTS *(\*Overtime)*

DATE	W/L	SCORE	OPP.	DATE	W/L	SCORE	OPP.
10/10	T	4-4*	TB	1/14	W	3-2	FLA
10/13	L	2-3	at NSH	1/16	L	2-3*	WSH
10/15	T	2-2*	DAL	1/18	W	4-2	TOR
10/17	T	1-1*	PHI	1/21	L	1-4	at DET
10/20	W	3-1	VAN	1/26	W	5-3	at PIT
10/24	W	3-1	at OTT	1/28	W	3-2*	NYR
10/25	L	2-3	LA	1/30	W	3-1	at MTL
10/28	W	2-0	CHI	1/31	T	0-0*	at BOS
10/30	L	0-1	at NYR	2/3	L	1-4	NJ
10/31	W	2-0	at BOS	2/5	L	1-4	at WSH
11/2	L	2-3	COL	2/6	T	3-3*	FLA
11/5	W	6-3	at NYI	2/10	W	6-5	at TOR
11/6	W	3-2	at WSH	2/12	W	3-1	at NYR
11/8	L	2-5	BOS	2/13	L	4-6	at NJ
11/11	L	4-5*	at ANA	2/15	L	2-3	at BUF
11/12	L	0-3	at SJ	2/18	T	2-2*	WSH
11/14	W	5-3	at LA	2/20	W	3-2	at TB
11/17	W	5-4	MTL	2/21	W	4-1	NYI
11/19	L	2-3*	at NJ	2/24	T	2-2*	at TOR
11/20	L	1-3	PHI	2/26	L	0-1	at VAN
11/22	L	2-5	NJ	2/27	T	2-2*	at EDM
11/25	W	3-0	SJ	3/3	W	2-1	BOS
11/28	W	3-1	at NYI	3/6	T	2-2*	at FLA
11/29	W	3-1	ANA	3/8	W	4-1	BUF
12/2	W	4-1	MTL	3/10	L	2-3*	PIT
12/4	T	3-3*	PIT	3/12	W	2-1	CGY
12/5	T	3-3*	at FLA	3/15	T	5-5*	at PHX
12/10	L	2-3	BOS	3/18	L	2-3	at COL
12/12	W	3-0	DET	3/21	L	2-3*	at DAL
12/15	W	3-0	EDM	3/22	L	2-5	at STL
12/18	L	1-5	at OTT	3/24	W	2-1	NYI
12/19	W	3-2	at BUF	3/26	L	2-7	TOR
12/21	L	1-4	BUF	3/28	T	3-3*	TB
12/23	W	1-0	at NYR	3/30	T	3-3*	at PHI
12/26	L	3-6	NYR	4/3	L	1-2	at CHI
12/30	W	4-3	TB	4/6	W	4-2	NJ
1/1	T	3-3*	at FLA	4/7	L	0-2	at MTL
1/2	W	4-1	NSH	4/10	W	6-1	at NYI
1/4	T	4-4*	OTT	4/14	W	3-0	WSH
1/7	L	2-4	at PIT	4/16	T	2-2*	at TB
1/9	L	0-2	at PHI	4/17	T	1-1*	OTT

## MAJOR TRADES

**12/29/98** – Acquired defenseman Paul Coffey from CHI for Nelson Emerson.

**03/06/99** – Acquired forward Andrei Kovalenko from PHI for Adam Burt.

## FINAL STATISTICS *(Hurricanes games only)*

	SCORING (*Rookies)								
PLAYER	GP	G	A	PTS	PIM	PP	SH	GW	GT
KEITH PRIMEAU	78	30	32	62	75	9	1	5	1
SAMI KAPANEN	81	24	35	59	10	5	0	7	0
RAY SHEPPARD	74	25	33	58	16	5	0	4	1
RON FRANCIS	82	21	31	52	34	8	0	2	1
GARY ROBERTS	77	14	28	42	178	1	1	4	0
JEFF O'NEILL	75	16	15	31	66	4	0	2	0
MARTIN GELINAS	76	13	15	28	67	0	0	2	2
ROBERT KRON	75	9	16	25	10	3	1	2	0
GLEN WESLEY	74	7	17	24	44	0	0	2	1
NELSON EMERSON	35	8	13	21	36	3	0	0	1
PAUL RANHEIM	78	9	10	19	39	0	2	1	0
KEVIN DINEEN	67	8	10	18	97	0	0	1	0
BATES BATTAGLIA	60	7	11	18	22	0	0	0	2
KENT MANDERVILLE	81	5	11	16	38	0	0	0	0
NOLAN PRATT	61	1	14	15	95	0	0	1	0
ANDREI KOVALENKO	18	6	6	12	0	1	0	1	0
MAREK MALIK	52	2	9	11	36	1	0	0	0
PAUL COFFEY	44	2	8	10	28	1	0	0	0
SEAN HILL	54	0	10	10	48	0	0	0	0
CURTIS LESCHYSHYN	65	2	7	9	50	0	0	0	0
STEVE CHIASSON	28	1	8	9	16	1	0	0	0
ADAM BURT	51	0	3	3	46	0	0	0	0
STEVEN HALKO*	20	0	3	3	24	0	0	0	0
DAVE KARPA	33	0	2	2	55	0	0	0	0
MIKE RUCINSKI*	15	0	1	1	8	0	0	0	0
BYRON RITCHIE*	3	0	0	0	0	0	0	0	0
SHANE WILLIS*	7	0	0	0	0	0	0	0	0
CRAIG MACDONALD*	11	0	0	0	0	0	0	0	0
TREVOR KIDD	25	0	0	0	0	0	0	0	0
ARTURS IRBE	62	0	0	0	10	0	0	0	0

## GOALTENDING

PLAYER	GP	MINS	GA	GAA	SO	W-L-T
ARTURS IRBE	62	3643	135	2.22	6	27-20-12
TREVOR KIDD	25	1358	61	2.70	2	7-10-6

## SEASON HIGHLIGHTS

- Carolina signs franchise all-time leading scorer Ron Francis to a free agent contract – July 13, 1998.
- Carolina takes over Southeast Division lead. The Hurricanes would never surrender the lead, remaining in first place for 173 consecutive days – October 28, 1998.
- Goaltender Arturs Irbe named NHL Player of the Week and NHL Player of the Month for October – November 2, 1998.
- Arturs Irbe and Keith Primeau become the first Carolina Hurricanes to play in the NHL All-Star Game – January 24, 1999.
- Hurricanes clinch the Southeast Division title, marking the team's first division title since 1987 – April 9, 1999.



**CLOSING GAME ROSTER** *vs. Washington Capitals (away 4/19/98)*

<b>2</b>	Glen Wesley	D	<b>11</b>	Kevin Dineen	RW	<b>24</b>	Sami Kapanen	RW	<b>34</b>	Steve Martins	C
<b>3</b>	Steve Chiasson	D	<b>12</b>	Steve Rice	RW	<b>26</b>	Ray Sheppard	RW	<b>37</b>	Trevor Kidd	G
<b>4</b>	Nolan Pratt	D	<b>14</b>	Steve Halko	D	<b>27</b>	Steve Leach	RW	<b>39</b>	Pat Jablonski	G
<b>5</b>	Kevin Haller	D	<b>18</b>	Robert Kron	RW	<b>28</b>	Paul Ranheim	LW	<b>44</b>	Kent Manderville	C
<b>6</b>	Adam Burt	D	<b>19</b>	Nelson Emerson	RW	<b>30</b>	Mike Fountain	G	<b>46</b>	Mike Rucinski	D
<b>7</b>	Curtis Leschyshyn	D	<b>22</b>	Sean Hill	D	<b>32</b>	Stu Grimson	LW	<b>55</b>	Keith Primeau	C
<b>10</b>	Gary Roberts	LW	<b>23</b>	Martin Gelinias	LW	<b>33</b>	Bates Battaglia	LW	<b>92</b>	Jeff O'Neill	C

**FINAL NORTHEAST DIVISION STANDINGS**

	GP	W	L	T	GF	GA	PTS
PITTSBURGH	82	40	24	18	228	188	98
BOSTON	82	39	30	13	221	194	91
BUFFALO	82	36	29	17	211	187	89
MONTREAL	82	37	32	13	235	208	87
OTTAWA	82	34	33	15	193	200	83
CAROLINA*	82	33	41	8	200	219	74

\*Did not make playoffs.

**COMPLETE RESULTS** *(\*Overtime)*

DATE	W/L	SCORE	OPP.	DATE	W/L	SCORE	OPP.
10/1	L	2-4	at TB	1/3	L	1-6	DAL
10/3	L	3-4	PIT	1/5	W	4-1	OTT
10/4	L	2-3	at OTT	1/6	L	2-4	at NYR
10/7	T	3-3*	LA	1/8	T	3-3*	PHI
10/10	W	2-1	NJ	1/10	W	2-1*	at NYI
10/11	L	1-4	at PIT	1/12	L	1-4	PIT
10/13	L	1-3	at STL	1/14	L	1-4	CHI
10/15	T	3-3*	BUF	1/21	L	1-2	at BUF
10/18	L	2-4	at DET	1/22	W	4-2	at OTT
10/20	L	2-4	at NYR	1/24	W	4-3	at MTL
10/22	W	4-3	STL	1/27	L	0-3	at FLA
10/24	T	3-3*	at COL	1/28	W	3-2	at TB
10/26	W	3-2	at CHI	1/30	L	0-2	at NYI
10/31	L	2-3*	BUF	2/1	L	3-6	MTL
11/3	W	5-3	VAN	2/4	T	3-3*	TB
11/5	W	3-1	DET	2/7	W	3-1	at BOS
11/7	L	2-3	NYI	2/28	L	3-4	at NJ
11/9	W	4-1	OTT	3/2	W	3-1	at SJ
11/12	W	6-4	at EDM	3/5	W	2-1	at LA
11/13	W	4-2	at CGY	3/6	W	5-4*	at PHX
11/16	L	1-4	at VAN	3/8	W	3-1	at ANA
11/19	W	2-1	MTL	3/12	L	0-2	NJ
11/21	L	3-4	NYR	3/14	L	1-2	SJ
11/23	T	3-3*	CGY	3/15	W	4-1	EDM
11/26	L	2-3	at PIT	3/18	L	0-1	at WSH
11/28	W	2-0	TB	3/20	L	1-6	at DAL
11/29	L	2-3	COL	3/23	W	5-3	at FLA
12/1	W	3-1	BOS	3/26	W	4-1	NYR
12/3	W	5-3	NYI	3/28	W	4-2	at PHI
12/5	T	2-2*	PHX	3/29	L	1-3	PHI
12/6	L	1-4	at BOS	3/31	T	3-3*	MTL
12/10	L	2-5	FLA	4/1	W	4-0	at NJ
12/12	L	2-3*	at BUF	4/4	W	1-0	at MTL
12/16	W	2-1	OTT	4/6	W	3-0	at BOS
12/18	L	2-3	at OTT	4/8	L	1-3	at BUF
12/20	L	1-2	WSH	4/9	W	5-2	TOR
12/23	L	2-4	at PHI	4/11	L	1-5	at TOR
12/26	L	2-5	FLA	4/13	L	2-3	BOS
12/27	W	4-1	BUF	4/16	L	1-4	PIT
12/30	W	2-1	ANA	4/18	L	3-4	WSH
12/31	L	2-3	at PIT	4/19	L	1-2	at WSH

**MAJOR TRADES****06/27/97** – Acquired Steve Leach from STL for Alexander Godnyuk and 1998 6th-round draft pick (Brad Voth).**07/25/97** – Acquired Enrico Ciccone from CHI for Ryan Risadore and 1998 5th-round draft pick.**08/08/97** – Traded Jason Muzzati to NYR for 1998 4th-round draft pick (Tommy Westlund).**08/25/97** – Acquired Gary Roberts and Trevor Kidd from CGY in exchange for Andrew Cassels and Jean-Sebastien Giguere.**11/18/97** – Acquired D Sean Hill from OTT in exchange for Chris Murray.**01/02/98** – Traded Jeff Brown to TOR in exchange for a fourth round pick in the 1999 NHL Entry Draft.**01/03/98** – Acquired Martin Gelinias and Kirk McLean from VAN in exchange for Sean Burke, Geoff Sanderson, and Enrico Ciccone.**03/24/98** – Acquired Ray Sheppard from FLA in exchange for Kirk McLean.**08/11/98** – Acquired David Karpa and a fourth-round pick in 2000 from ANA for Stu Grimson and Kevin Haller.**FINAL STATISTICS** *(Hurricanes games only)*

	SCORING								
PLAYER	GP	G	A	PTS	PIM	PP	SH	GW	GT
KEITH PRIMEAU	81	26	37	63	110	7	3	2	0
SAMI KAPANEN	81	26	37	63	16	4	0	5	0
GARY ROBERTS	61	20	29	49	103	4	0	2	1
NELSON EMERSON	81	21	24	45	50	6	0	4	1
JEFF O'NEILL	74	19	20	39	67	7	1	4	1
RAY SHEPPARD	71	18	19	37	23	7	0	2	0
ROBERT KRON	81	16	20	36	12	4	0	2	1
MARTIN GELINAS	64	16	18	34	40	3	2	5	0
STEVE CHIASSON	66	7	27	34	65	6	0	0	0
GLEN WESLEY	82	6	19	25	36	1	0	1	0
KEVIN DINEEN	54	7	16	23	105	0	0	1	0
PAUL RANHEIM	73	5	9	14	28	0	1	2	0
CURTIS LESCHYSHYN	73	2	10	12	45	1	0	1	0
ADAM BURT	76	1	11	12	106	0	1	0	0
STEPHEN LEACH	45	4	5	9	42	1	1	2	0
KENT MANDERVILLE	77	4	4	8	31	0	0	0	0
KEVIN HALLER	65	3	5	8	94	0	0	0	0
STU GRIMSON	82	3	4	7	204	0	0	1	0
SEAN HILL	55	1	6	7	54	0	0	0	0
BATES BATTAGLIA	33	2	4	6	10	0	0	1	0
STEVEN RICE	47	2	4	6	38	0	0	0	0
STEVEN HALKO	18	0	2	2	10	0	0	0	0
NOLAN PRATT	23	0	2	2	44	0	0	0	0
MIKE RUCINSKI	9	0	1	1	2	0	0	0	0
JEFF DANIELS	2	0	0	0	0	0	0	0	0
MICHAEL FOUNTAIN	3	0	0	0	2	0	0	0	0
STEVE MARTINS	3	0	0	0	0	0	0	0	0
KEVIN BROWN	4	0	0	0	0	0	0	0	0
PAT JABLONSKI	5	0	0	0	0	0	0	0	0
TREVOR KIDD	47	0	0	0	2	0	0	0	0

**GOALTENDING**

PLAYER	GP	MINS	GA	GAA	SO	W-L-T
TREVOR KIDD	47	2685	97	2.16	3	21-21-3
SEAN BURKE	25	1415	66	2.79	1	7-11-5
PAT JABLONSKI	5	279	115	3.01	0	1-4-0
KIRK MCLEAN	8	401	22	3.29	0	4-2-0
MICHAEL FOUNTAIN	3	163	10	3.68	0	0-3-0

**SEASON HIGHLIGHTS**

- Carolina plays its first preseason game against NYI at the Greensboro Coliseum – September 13, 1997.

- Carolina opens the franchise's 19th NHL season, and first as the Carolina Hurricanes, at TB – October 1, 1997.

- Carolina registers its first win with a 2-1 victory over NJ – October 10, 1997.

- NHL shuts down for three weeks in February 1998 as NHL players compete at the Winter Olympics in Nagano, Japan. Carolina's Sami Kapanen plays for Team Finland, winning a bronze medal, and Keith Primeau completes the Olympic Tournament tied for third in scoring for Team Canada.

- Trevor Kidd named NHL Player of the Week on March 9, 1998 after posting a 3-0-0 record with a .968 svs. percentage and a 1.00 GAA.

- Peter Karmanos receives Lester Patrick Award on March 24, 1998, which is presented annually to individuals who have performed "outstanding service to hockey in the United States."

- Keith Primeau named NHL Player of the Week on March 30, 1998 after totaling eight points (4g, 4a) and a (+7) in a 3-1-0 week.

- On April 1, 1998, Trevor Kidd begins shutout sequence that will cover three consecutive road games with a 4-0 win at NJ, a 1-0 win at MTL (4/4), and a 3-0 win at BOS (4/6). The shutouts are a franchise high for the team and an individual goaltender. Streak ends in BUF (4/8) in a 3-1 loss. Finishes with 219:21 shutout streak. Also establishes new individual road shutout mark at 234:28.

# 1996-97 IN REVIEW

## CLOSING GAME ROSTER *vs. Tampa Bay Lightning (home 4/13/97)*

<b>1</b>	Sean Burke	G	<b>8</b>	Geoff Sanderson	LW	<b>17</b>	Chris Murray	RW	<b>27</b>	Derek King	LW
<b>3</b>	Steve Chiasson	D	<b>11</b>	Kevin Dineen	RW	<b>18</b>	Robert Kron	RW	<b>29</b>	Jason Muzzatti	G
<b>5</b>	Alexander Godynyuk	D	<b>12</b>	Steve Rice	RW	<b>20</b>	Glen Wesley	D	<b>32</b>	Stu Grimson	LW
<b>6</b>	Adam Burt	D	<b>14</b>	Kevin Haller	D	<b>21</b>	Andrew Cassels	C	<b>44</b>	Kent Manderville	C
<b>7</b>	Curtis Leschyshyn	D	<b>16</b>	Nelson Emerson	RW	<b>24</b>	Sami Kapanen	RW	<b>55</b>	Keith Primeau	C

## FINAL NORTHEAST DIVISION STANDINGS

	GP	W	L	T	GF	GA	PTS
BUFFALO	82	40	30	12	237	208	92
PITTSBURGH	82	38	36	8	285	280	84
OTTAWA	82	31	36	15	226	234	77
MONTREAL	82	31	36	15	249	276	77
HARTFORD*	82	32	39	11	226	256	75
BOSTON	82	26	47	9	234	300	61

\*Did not make playoffs.

## COMPLETE RESULTS *(\*Overtime)*

DATE	W/L	SCORE	OPP.	DATE	W/L	SCORE	OPP.
10/5	W	1-0	PHX	1/10	L	5-3	VAN
10/8	W	7-3	PIT	1/12	L	2-1*	EDM
10/12	L	6-0	at FLA	1/15	L	3-0	PIT
10/17	W	3-1	at NYI	1/20	W	3-1	TOR
10/19	W	6-2	NJ	1/22	W	2-1*	FLA
10/24	W	4-1	ANA	1/24	L	5-2	NYI
10/26	L	6-3	at BUF	1/25	W	5-1	at BUF
10/30	T	2-2*	NYI	1/30	L	5-3	at LA
10/31	T	4-4*	at BOS	1/31	L	6-3	at ANA
11/2	L	3-2	LA	2/5	L	5-2	at NYR
11/4	L	5-1	at DET	2/6	W	5-3	at BOS
11/6	W	5-1	BOS	2/8	L	3-2*	at MTL
11/8	L	4-1	DET	2/12	L	3-2	NJ
11/9	W	4-3*	BUF	2/13	L	4-0	at NJ
11/12	W	4-3	at SJ	2/15	W	2-1	OTT
11/14	W	2-1	at PHX	2/16	L	4-2	at OTT
11/16	T	4-4*	at COL	2/19	T	2-2*	at PHI
11/20	W	3-1	MTL	2/21	W	7-2	NYR
11/22	L	7-1	PIT	2/22	W	2-0	WSH
11/23	T	3-3*	at OTT	2/26	T	2-2*	CHI
11/27	L	6-2	VAN	2/28	L	3-2	SJ
11/29	T	1-1*	at FLA	3/2	L	5-2	PHI
11/30	W	6-3	at TB	3/5	W	2-0	CGY
12/3	T	4-4*	at PIT	3/7	W	2-0	MTL
12/5	W	4-2	at BOS	3/8	T	1-1*	at TOR
12/7	W	6-4	BUF	3/12	W	6-3	BOS
12/11	W	5-2	FLA	3/13	L	0-6	at NJ
12/12	L	3-2	at PHI	3/15	L	4-2	EDM
12/14	L	4-0	PHI	3/16	L	5-3	at WSH
12/16	L	5-2	at NYR	3/20	L	4-1	at STL
12/17	W	5-3	STL	3/21	L	2-0	at DAL
12/20	L	4-1	DAL	3/25	L	4-0	COL
12/21	W	6-5*	TB	3/27	W	5-2	at TB
12/26	L	5-1	at BUF	3/29	W	2-1	NYR
12/28	W	3-2	OTT	4/2	L	4-1	MTL
12/29	L	4-3	at CHI	4/3	T	5-5*	at PIT
1/1	L	3-2*	at WSH	4/5	W	4-1	at MTL
1/2	L	5-4*	BOS	4/7	W	4-2	BUF
1/4	T	1-1*	WSH	4/9	L	5-4	at OTT
1/6	L	4-5	at MTL	4/11	L	6-4	at NYI
1/9	L	3-2	at CGY	4/13	W	2-1	TB

## MAJOR TRADES

**10/09/96** – Acquired Paul Coffey, Keith Primeau and 1997 1st-round draft pick (Nikos Tselios) from DET in exchange for Brendan Shanahan and Brian Glynn.

**10/12/96** – Acquired Stu Grimson from DET by way of NHL waivers.

**12/15/96** – Acquired Kevin Haller, 1997 1st-round draft pick (traded on draft day 1997 to SJ (Scott Hannan) for 1997 2nd-round pick (Brad DeFauw) and 1997 7th-round pick (Andrew Merrick) and 1997 7th-round draft pick from PHI for Paul Coffey and 1997 3rd-round draft pick (Kris Mallette).

**03/05/97** – Acquired Steve Chiasson and 1997 3rd-round draft pick (Francis Lessard) from CGY for Glen Featherstone, Hnat Domenichelli, 1997 2nd-round draft pick (Dimitri Kokorev), and 1998 3rd-round draft pick.

**03/18/97** – Acq. Bates Battaglia and 4th-round draft pick in 1998 (Josef Vasicek) from ANA for Mark Janssens; acq. 8th-round draft pick in 1998 (Jaroslav Svoboda) from TOR for Kelly Chase; acq. Chris Murray from PHX for Gerald Diduck; acq. Derek King from the NYI for 5th-round draft pick in 1997.

## FINAL STATISTICS *(Whalers games only)*

	SCORING									
PLAYER	GP	G	A	PTS	PIM	PP	SH	GW	GT	
GEOFF SANDERSON	82	36	31	67	29	12	1	4	1	
ANDREW CASSELS	81	22	44	66	46	8	0	2	0	
KEITH PRIMEAU	75	26	25	51	161	6	3	2	2	
KEVIN DINEEN	78	19	29	48	141	8	0	5	2	
NELSON EMERSON	66	9	29	38	34	2	1	2	0	
STEVE RICE	78	21	14	35	59	5	0	2	0	
GLEN WESLEY	68	6	26	32	40	3	1	0	0	
JEFF O'NEILL	72	14	16	30	40	2	1	2	0	
SAMI KAPANEN	45	13	12	25	2	3	0	2	0	
ROBERT KRON	68	10	12	22	10	2	0	4	1	
PAUL RANHEIM	67	10	11	21	18	0	3	1	0	
CURTIS LESCHYSHYN	64	4	13	17	30	1	1	1	0	
STEVE CHIASSON	18	3	11	14	7	3	0	0	0	
ADAM BURT	71	2	11	13	79	0	0	0	0	
GERALD DIDUCK	56	1	10	11	40	0	0	1	0	
KENT MANDERVILLE	44	6	5	11	18	0	0	1	0	
PAUL COFFEY	20	3	5	8	18	1	0	1	0	
KEVIN HALLER	35	2	6	8	48	0	0	0	0	
GLEN FEATHERSTONE	41	2	5	7	87	0	0	0	0	
ALEXANDER GODYNYUK	55	1	6	7	41	0	0	1	0	
ANDREI NIKOLISHIN	12	2	5	7	2	0	0	0	0	
MARK JANSSENS	54	2	4	6	90	0	0	0	0	
DEREK KING	12	3	3	6	2	1	0	0	0	
MAREK MALIK	47	1	5	6	50	0	0	1	0	
KEVIN BROWN	11	0	4	4	6	0	0	0	0	
STU GRIMSON	75	2	2	4	218	0	0	0	0	
KELLY CHASE	28	1	2	3	122	0	0	0	0	
HNAT DOMENICHELLI	13	2	1	3	7	1	0	0	0	
SEAN BURKE	51	0	2	2	14	0	0	0	0	
JEFF DANIELS	10	0	2	2	0	0	0	0	0	
CHRIS MURRAY	8	1	1	2	10	0	0	0	0	
NOLAN PRATT	9	0	2	2	6	0	0	0	0	
BRIAN GLYNN	1	1	0	1	2	0	0	0	0	
STEVE MARTINS	2	0	1	1	0	0	0	0	0	
JASON MUZZATTI	31	0	1	1	18	0	0	0	0	
BRENDAN SHANAHAN	2	1	0	1	0	0	1	0	0	
JEFF BROWN	1	0	0	0	0	0	0	0	0	
J-S GIGUERE	8	0	0	0	0	0	0	0	0	
JASON MCBAIN	6	0	0	0	0	0	0	0	0	

## GOALTENDING

PLAYER	GP	MIN	GA	GAA	SO	W-L-T
SEAN BURKE	51	2985	134	2.69	4	22-22-6
JASON MUZZATTI	31	1591	91	3.43	0	9-13-5
J-S GIGUERE	8	394	24	3.65	0	1-4-0

## SEASON HIGHLIGHTS

- Kevin Dineen named team captain – October 2, 1999.
- Sean Burke wins 1st two games and is unbeaten in seven games (5-0-2) from 11/9-11/23 as the Whalers lead the Northeast Division.
- Whalers post 16-11-6 mark to rank 1st in the Northeast Division at Christmas break. It marks one of the team's best starts to a season. Paul Maurice named asst. coach for NHL All-Star Game due to 1st place standing.
- Geoff Sanderson named NHL Player of the Week after totaling six points (4g, 2a) in a 2-0-1 week ending 12/8/96.
- Geoff Sanderson named to his second NHL All-Star Team, where he scores a goal. At the Skills Competition, Sanderson skates to second-fastest time (13.823) and finishes second in Hardest Shot Competition (98.6 mph).
- Sean Burke posts back-to-back home shutouts against CGY and MTL on March 5th and 7th.
- Whalers suffer franchise-high 368 games lost due to injury.
- Whalers complete final season in Hartford as Kevin Dineen scores the game-winner in a 2-1 victory over Tampa Bay – April 13, 1997. Team misses playoffs by two points.

**CLOSING GAME ROSTER** *vs. Buffalo Sabres (away 4/14/96)*

<b>1</b>	Sean Burke	G	<b>11</b>	Kevin Dineen	RW	<b>21</b>	Andrew Cassels	C	<b>27</b>	Jeff Brown	D
<b>4</b>	Gerald Diduck	D	<b>12</b>	Steve Rice	RW	<b>22</b>	Mark Janssens	C	<b>28</b>	Paul Ranheim	LW
<b>7</b>	Brian Glynn	D	<b>13</b>	Andrei Nikolishin	C	<b>23</b>	Marek Malik	D	<b>29</b>	Jason Muzzatti	G
<b>8</b>	Geoff Sanderson	LW	<b>15</b>	Scott Daniels	LW	<b>24</b>	Sami Kapanen	LW	<b>92</b>	Jeff O'Neill	C
<b>10</b>	Brad McCrimmon	D	<b>16</b>	Nelson Emerson	RW	<b>25</b>	Jason McBain	D	<b>94</b>	Brendan Shanahan	LW

**FINAL NORTHEAST DIVISION STANDINGS**

	GP	W	L	T	GF	GA	PTS
BUFFALO	82	40	30	12	237	208	92
PITTSBURGH	82	38	36	8	285	280	84
OTTAWA	82	31	36	15	226	234	77
MONTREAL	82	31	36	15	249	276	77
HARTFORD*	82	32	39	11	226	256	75
BOSTON	82	26	47	9	234	300	61

\*Did not make playoffs.

**FINAL STATISTICS** *(Whalers games only)*

	SCORING								
PLAYER	GP	G	A	PTS	PIM	PP	SH	GW	GT
BRENDAN SHANAHAN	74	44	34	78	125	17	2	6	0
GEOFF SANDERSON	81	34	31	65	40	6	0	7	0
ANDREW CASSELS	81	20	43	63	39	6	0	1	2
NELSON EMERSON	81	29	29	58	78	12	2	5	0
ANDREI NIKOLISHIN	61	14	37	51	34	4	1	3	0
ROBERT KRON	77	22	28	50	6	8	1	3	0
JEFF BROWN	48	7	31	38	38	5	0	0	0
PAUL RANHEIM	73	10	20	30	14	0	1	1	0
JEFF O'NEILL	65	8	19	27	40	1	0	1	0
GLEN WESLEY	68	8	16	24	88	6	0	1	0
STEVE RICE	59	10	12	22	47	1	0	2	0
ADAM BURT	78	4	9	13	121	0	0	1	0
GLEN FEATHERSTONE	68	2	10	12	138	0	0	1	0
GERALD DIDUCK	79	1	9	10	88	0	0	0	0
KEVIN DINEEN	20	2	7	9	67	0	0	0	0
SAMI KAPANEN	35	5	4	9	6	0	0	0	0
BRAD McCRIMMON	58	3	6	9	62	0	1	0	0
MARK JANSSENS	81	2	7	9	155	0	0	0	0
FRANTISEK KUCERA	30	2	6	8	10	0	0	1	0
SCOTT DANIELS	53	3	4	7	254	0	0	0	0
KELLY CHASE	55	2	4	6	220	0	0	1	0
SEAN BURKE	66	0	6	6	16	0	0	0	0
STEVE MARTINS	23	1	3	4	8	0	0	0	0
BRIAN GLYNN	54	0	4	4	44	0	0	0	0
KEVIN SMYTH	21	2	1	3	8	1	0	0	0
JOCELYN LEMIEUX	29	1	2	3	31	0	0	0	0
JIMMY CARSON	11	1	0	1	0	0	0	0	0
ALEXANDER GODNYNYUK	3	0	0	0	2	0	0	0	0
JASON McBAIN	3	0	0	0	0	0	0	0	0
MAREK MALIK	7	0	0	0	4	0	0	0	0
JASON MUZZATTI	22	0	0	0	33	0	0	0	0
JEFF REESE	7	0	0	0	0	0	0	0	0

**GOALTENDING**

PLAYER	GP	MINS	GA	GAA	SO	W-L-T
<b>JASON MUZZATTI</b>	22	1013	49	2.9	1	4-8-3
<b>SEAN BURKE</b>	66	3669	190	3.11	4	28-28-6
<b>JEFF REESE</b>	7	275	14	3.05	1	2-3-0

**SEASON HIGHLIGHTS**

- Paul Holmgren is fired as head coach and is replaced by Paul Maurice – November 6, 1995.
  - Brendan Shanahan starts in the NHL's 46th All-Star Game and scores a goal.
- Shanahan led the Whalers in goals (44) and points (78).
- Whalers re-acquire Kevin Dineen from Philadelphia for a 1997 seventh-round draft pick, which was later re-acquired in the Paul Coffey trade.
  - The Whalers win the last five games of a six-game road trip—the best six-game road trip in club history.
  - Whalers complete season with their best record since the 1989-90 season.
- The team's home record (22-15-4) is the Whalers' best home ice record since 1986-87.

**COMPLETE RESULTS** *(\*Overtime)*

DATE	W/L	SCORE	OPP.	DATE	W/L	SCORE	OPP.
10/7	W	2-0	NYR	1/10	L	2-3*	CGY
10/11	W	3-2	ANA	1/12	W	3-2	WIN
10/14	W	3-2	CHI	1/16	W	3-0	VAN
10/16	W	7-5	at NYR	1/17	W	6-3	at NYI
10/20	T	2-2*	PIT	1/24	L	2-4	at BUF
10/21	L	0-3	at FLA	1/25	W	8-2	LA
10/25	L	2-4	STL	1/27	T	4-4*	NJ
10/27	L	1-4	MTL	1/30	L	2-8	at SJ
10/28	L	0-3	at BOS	1/31	W	6-4	at LA
11/2	L	0-5	OTT	2/2	W	4-3	at ANA
11/4	W	5-4	at OTT	2/7	W	5-3	at VAN
11/5	L	1-6	at PHI	2/9	W	3-2*	at COL
11/7	W	7-3	SJ	2/11	W	5-3	at DAL
11/11	L	1-4	NYR	2/14	L	0-3	BOS
11/14	L	0-1	at NJ	2/17	W	2-1*	BUF
11/15	W	3-2	OTT	2/21	W	5-3	MTL
11/18	L	2-4	PHI	2/23	L	4-5	at PIT
11/20	L	3-4*	at MTL	2/25	L	2-6	DAL
11/22	W	4-2	MTL	2/28	T	4-4*	EDM
11/24	W	4-0	at TOR	3/1	L	2-5	WIN
11/25	L	2-4	WSH	3/2	W	7-1	FLA
11/29	T	2-2*	at TB	3/6	L	2-4	DET
12/1	L	1-2	at BUF	3/8	W	7-4	TOR
12/2	L	3-5	FLA	3/9	L	3-6	at STL
12/6	W	7-4	NYI	3/13	W	3-2	PIT
12/9	L	0-6	at PIT	3/16	W	2-1	BUF
12/10	L	1-4	at CHI	3/18	W	6-3	TB
12/13	L	2-3	TB	3/20	L	2-3	at MTL
12/15	W	4-2	COL	3/22	T	1-1*	at OTT
12/16	T	3-3*	at NYI	3/23	T	2-2*	at WSH
12/18	L	2-3	at MTL	3/25	L	0-3	at PHI
12/20	L	2-3	CGY	3/27	L	5-6*	BOS
12/22	T	3-3*	at NYR	3/30	W	3-1	NYI
12/23	T	3-3*	PHI	4/1	L	2-3	at FLA
12/28	L	4-9	at PIT	4/3	L	2-4	at TB
12/30	L	0-3	at WSH	4/4	W	1-0	at NJ
12/31	L	2-3	at DET	4/6	L	3-6	NJ
1/3	W	2-0	WSH	4/8	W	5-4	PIT
1/5	W	4-2	OTT	4/11	L	2-3	at BOS
1/6	L	2-5	at BOS	4/13	W	2-0	BOS
1/9	W	5-1	at EDM	4/14	L	1-4	at BUF

**MAJOR TRADES****07/27/95** – Brendan Shanahan acquired from STL for Chris Pronger.**10/06/95** – Nelson Emerson acquired from Winnipeg for Darren Turcotte.**12/01/95** – Jeff Reese traded to TB for 1996 9th-round draft pick (Askhat Rakhmatullin).**12/20/95** – Jeff Brown and a 1998 3rd-round draft pick (later traded to CGY in Steve Chiasson trade) acquired from VAN for Jim Dowd, Frantisek Kucera and a 1997 2nd-round draft pick from NJ for Jocelyn Lemieux and a 1998 2nd-round pick (later traded to Dallas-John Erskine).**12/28/95** – Kevin Dineen acquired from PHI for a 1997 7th-round draft pick (which was later re-acquired in the Paul Coffey trade).

1994-95 IN REVIEW

CLOSING GAME ROSTER vs. Quebec Nordiques (away 5/3/95)

1	Sean Burke	G	11	Andrei Nikolishin	C	20	Glen Wesley	D	28	Paul Ranheim	RW
4	Frantisek Kucera	D	13	Ted Drury	C	22	Mark Janssens	C	35	Jeff Reese	G
6	Adam Burt	D	14	Kevin Smyth	LW	24	Jim Storm	LW	36	Glen Featherstone	D
7	Brian Glynn	D	17	Scott Daniels	LW	26	Jocelyn Lemieux	RW	44	Chris Pronger	D
8	Geoff Sanderson	LW	18	Robert Kron	LW	27	Kelly Chase	RW	89	Darren Turcotte	C

FINAL NORTHEAST DIVISION STANDINGS

	GP	W	L	T	GF	GA	PTS
QUEBEC	48	30	13	5	185	134	65
PITTSBURGH	48	29	16	3	181	158	61
BOSTON	48	27	18	3	150	127	57
BUFFALO	48	22	19	7	130	119	51
HARTFORD*	48	19	24	5	127	141	43
MONTREAL	48	18	23	7	125	148	43
OTTAWA	48	9	34	5	117	174	23

\*Did not make playoffs.

COMPLETE RESULTS (\*Overtime)

DATE	W/L	SCORE	OPP.	DATE	W/L	SCORE	OPP.
1/21	T	1-1*	WSH	3/14	W	6-4	NYI
1/22	T	2-2*	NJ	3/16	T	2-2*	at NJ
1/25	W	4-1	OTT	3/20	L	0-5	WSH
1/26	L	2-3	at PHI	3/22	W	4-3	PHI
1/28	L	1-2	FLA	3/25	W	5-1	NYI
2/1	W	2-1	at OTT	3/26	W	4-3*	at WSH
2/4	L	4-5	at BOS	3/29	T	4-4*	at FLA
2/5	L	1-3	at QUE	3/31	L	0-2	at TB
2/8	L	2-3	QUE	4/4	L	3-6	at BUF
2/10	L	3-4	at TB	4/5	W	8-4	at PIT
2/11	L	3-4	at FLA	4/8	W	4-2	BUF
2/13	T	2-2*	at MTL	4/9	L	0-3	TB
2/15	W	4-1	MTL	4/12	W	4-2	OTT
2/16	L	2-5	at PIT	4/14	W	4-3*	MTL
2/18	W	4-2	PIT	4/16	L	2-3	at NJ
2/22	W	3-2*	BOS	4/18	W	2-1	at BUF
2/24	W	2-1	at NYR	4/20	L	2-3	at NYR
2/25	L	1-3	BUF	4/21	L	3-6	at WSH
2/28	W	6-3	at OTT	4/23	L	2-4	PIT
3/1	L	2-5	NYR	4/24	W	4-3	at MTL
3/4	W	3-2*	TB	4/26	L	0-1	at BOS
3/5	L	2-5	BOS	4/28	L	3-4	PHI
3/7	L	1-3	at NYI	5/3	L	1-4	at QUE
3/9	W	2-1	QUE				
3/12	L	1-4	FLA				

MAJOR TRADES

**08/26/94** – Glen Wesley acquired from BOS for Carolina’s first-round draft picks in the 1995 (Kyle McLaren), 1996 (Jonathan Aitken) and 1997 (Sergei Samsonov) NHL Entry Draft.

**01/18/95** – Kelly Chase and Brian Glynn selected in NHL Waiver Draft.

**03/23/95** – Glen Featherstone, Michael Stewart and a 1995 first-round (Jean-Sebastien Giguere) and 1996 fourth-round (Steve Wasyenko) draft pick acquired from the NYR for Pat Verbeek.

FINAL STATISTICS (Whalers games only)

	SCORING								
PLAYER	GP	G	A	PTS	PIM	PP	SH	GW	GT
ANDREW CASSELS	46	7	30	37	18	1	0	1	0
DARREN TURCOTTE	47	17	18	35	22	3	1	3	0
GEOFF SANDERSON	46	18	14	32	24	4	0	4	0
STEVE RICE	40	11	10	21	61	4	0	1	1
PAUL RANHEIM	47	6	14	20	10	0	0	1	0
FRANTISEK KUCERA	48	3	17	20	30	0	0	1	0
JIMMY CARSON	38	9	10	19	29	4	0	3	0
ROBERT KRON	37	10	8	18	10	3	1	1	0
ANDREI NIKOLISHIN	39	8	10	18	10	1	1	0	0
ADAM BURT	46	7	11	18	65	3	0	1	0
PAT VERBEEK	29	7	11	18	53	3	0	0	1
GLEN WESLEY	48	2	14	16	50	1	0	1	0
CHRIS PRONGER	43	5	9	14	54	3	0	1	0
JOCELYN LEMIEUX	41	6	5	11	32	0	0	1	0
TED DRURY	34	3	6	9	21	0	0	0	0
MARK JANSSENS	46	2	5	7	93	0	0	0	0
BRIAN GLYNN	43	1	6	7	32	0	0	0	0
KEVIN SMYTH	16	1	5	6	13	0	0	0	0
IGOR CHIBIREV	8	3	1	4	0	0	0	0	0
KELLY CHASE	28	0	4	4	141	0	0	0	0
GLEN FEATHERSTONE	13	1	1	2	32	0	0	0	0
JIM STORM	6	0	3	3	0	0	0	0	0
SCOTT DANIELS	12	0	2	2	55	0	0	0	0
MAREK MALIK	1	0	1	1	0	0	0	0	0
BRAD McCRIMMON	33	0	1	1	42	0	0	0	0
SEAN BURKE	42	0	1	1	8	0	0	0	0
ROBERT PETROVICKY	2	0	0	0	0	0	0	0	0
JEFF REESE	11	0	0	0	0	0	0	0	0
JIM SANDLAK	13	0	0	0	0	0	0	0	0
ALEXANDER GODYNYUK	14	0	0	0	8	0	0	0	0
GOALTENDING									
PLAYER	GP	MIN	GA	GAA	SO	W-L-T			
SEAN BURKE	42	2418	108	2.68	0	17-19-4			
JEFF REESE	11	477	26	3.27	0	2-5-1			

SEASON HIGHLIGHTS

- NHL starts a reduced 48-game schedule after the NHL and NHLPA agree upon a new collective bargaining agreement 10 days earlier – January 21, 1995.
- After Whalers’ captain Pat Verbeek is traded to the Rangers, the Whalers name Adam Burt, Andrew Cassels and Glen Wesley as alternate captains – March 23, 1995.
- Whalers complete season with an increase in average attendance for the first time since 1987-88 (12.8%).
- Whalers finish season with the NHL’s best overtime record (4-0-5) for the second straight season.

**CLOSING GAME ROSTER** vs. *Boston Bruins (away 4/1/94)*

<b>1</b>	Sean Burke	G	<b>17</b>	Ted Drury	C	<b>23</b>	Jocelyn Lemieux	LW	<b>33</b>	Ted Crowley	D
<b>4</b>	Frank Kucera	D	<b>18</b>	Robert Kron	LW	<b>24</b>	Jim Storm	LW	<b>35</b>	Jeff Reese	G
<b>8</b>	Geoff Sanderson	LW	<b>20</b>	Kevin Smyth	LW	<b>25</b>	Bob McGill	D	<b>39</b>	Robert Petrovicky	LW
<b>10</b>	Brad McCrimmon	D	<b>21</b>	Andrew Cassels	C	<b>26</b>	Brian Propp	LW	<b>44</b>	Chris Pronger	D
<b>16</b>	Pat Verbeek	RW	<b>22</b>	Mark Janssens	C	<b>29</b>	Marc Potvin	RW	<b>45</b>	John Stevens	D

**FINAL NORTHEAST DIVISION STANDINGS**

	GP	W	L	T	GF	GA	PTS
PITTSBURGH	84	44	27	13	299	285	101
BOSTON	84	42	29	13	289	252	97
MONTREAL	84	41	29	14	283	248	96
BUFFALO	84	43	32	9	282	218	95
QUEBEC	84	34	42	8	277	292	76
HARTFORD*	84	27	48	9	227	288	63
OTTAWA	84	14	61	9	201	397	37

\*Did not make playoffs.

**FINAL STATISTICS** (Whalers games only)

PLAYER	SCORING										PIM	PP	SH	GW	GT
	GP	G	A	PTS											
PAT VERBEEK	84	37	38	75	177	15	1	3	1						
GEOFF SANDERSON	82	41	26	67	42	15	1	6	2						
ANDREW CASSELS	79	16	42	58	37	8	1	3	0						
ROBERT KRON	77	24	26	50	8	2	1	3	0						
MICHAEL NYLANDER	58	11	33	44	24	4	0	1	2						
ZARLEY ZALAPSKI	56	7	30	37	56	0	0	0	0						
CHRIS PRONGER	81	5	25	30	113	2	0	0	0						
BRIAN PROPP	65	12	17	29	44	3	1	2	0						
JAMES PATRICK	47	8	20	28	32	4	1	2	1						
ADAM BURT	63	1	17	18	75	0	0	0	0						
RANDY CUNNEYWORTH	63	9	8	17	87	0	1	1	0						
JIM STORM	68	6	10	16	27	1	0	0	0						
IGOR CHIBIREV	37	4	11	15	2	0	0	1	0						
DARREN TURCOTTE	19	2	11	13	4	0	0	0	0						
ALEXANDER GODYNYUK	43	3	9	12	40	0	0	1	0						
MARK JANSSENS	84	2	10	12	137	0	0	0	0						
ROBERT PETROVICKY	33	6	5	11	39	1	0	0	0						
BRYAN MARCHMENT	42	3	7	10	124	0	1	1	0						
MARK GREIG	31	4	5	9	31	0	0	0	0						
JIM SANDLAK	27	6	2	8	32	2	0	1	0						
JOCelyn LEMIEUX	16	6	1	7	19	0	0	2	0						
TED DRURY	16	1	5	6	10	0	0	0	0						
BRAD MCCRIMMON	65	1	5	6	72	0	0	0	0						
KEVIN SMYTH	21	3	2	5	10	0	0	0	0						
MARC POTVIN	51	2	3	5	246	0	0	0	0						
FRANTISEK KUCERA	16	1	3	4	14	1	0	0	0						
PAUL RANHEIM	15	0	3	3	2	0	0	0	0						
TED CROWLEY	21	1	2	3	10	1	0	0	0						
PATRICK POULIN	9	2	1	3	11	1	0	0	0						
JOHN STEVENS	9	0	3	3	4	0	0	0	0						
BOB MCGILL	30	0	3	3	41	0	0	0	0						
JIM MCKENZIE	26	1	2	3	67	0	0	0	0						
ERIC WEINRICH	8	1	1	2	2	1	0	0	0						
TODD HARKINS	28	1	0	1	49	0	0	0	0						
JEFF REESE	19	0	1	1	0	0	0	0	0						
DAN KECZMER	12	0	1	1	12	0	0	0	0						
MIKE TOMLAK	1	0	0	0	0	0	0	0	0						
MIKE LENARDUZZI	1	0	0	0	0	0	0	0	0						
YVON CORRIVEAU	3	0	0	0	0	0	0	0	0						
MARIO GOSSELIN	7	0	0	0	0	0	0	0	0						
ALLEN PEDERSEN	7	0	0	0	9	0	0	0	0						
FRANK PIETRANGELO	19	0	0	0	2	0	0	0	0						
SEAN BURKE	47	0	0	0	16	0	0	0	0						
DOUG HOUDA	7	0	0	0	23	0	0	0	0						
NICK KYPREOS	10	0	0	0	37	0	0	0	0						

**GOALTENDING**

PLAYER	GP	MINS	GA	GAA	SO	W-L-T
MIKE LENARDUZZI	1	21	1	2.86	0	0-0-0
SEAN BURKE	47	2750	137	2.99	2	17-24-5
JEFF REESE	19	1057	56	3.18	1	5-9-3
FRANK PIETRANGELO	19	984	59	3.60	0	5-11-1
MARIO GOSSELIN	7	239	21	5.27	0	0-4-0

**SEASON HIGHLIGHTS**

- Geoff Sanderson has his second straight 40-goal season, leading the Whalers with 41.
- Andrew Cassels is the Whalers' top playmaker for the second straight season with 42 assists.
- Paul Holmgren steps down as head coach to concentrate on his duties as general manager. He is replaced by Pierre McGuire on November 16.
- Eleven Whalers finish the season with other NHL clubs as the team makes major trades with Chicago, Florida, Calgary and the NY Rangers.
- On the day the Whalers host the 1994 Entry Draft, the club is sold to Peter Karmanos Jr., Thomas Thewes and Jim Rutherford. Holmgren is named head coach and Rutherford becomes club president and general manager.

**COMPLETE RESULTS** (\*Overtime)

DATE	W/L	SCORE	OPP.	DATE	W/L	SCORE	OPP.
10/6	L	3-4	at MTL	1/12	L	4-6	at LA
10/9	L	2-5	PHI	1/14	L	3-6	at ANA
10/10	W	3-2	at BUF	1/15	L	2-8	at SJ
10/13	W	4-3	MTL	1/17	L	3-5	at BOS
10/14	W	6-2	at CHI	1/19	T	3-3*	TOR
10/16	L	3-5	at PIT	1/24	L	1-2	BOS
10/19	L	2-7	at TOR	1/26	L	0-3	MTL
10/20	L	2-5	QUE	1/27	T	1-1*	at OTT
10/23	T	3-3*	BUF	1/29	L	2-3	QUE
10/27	L	1-5	at DAL	2/1	W	2-1	at QUE
10/28	L	1-2	at STL	2/2	L	2-9	at MTL
10/30	L	1-4	NYR	2/4	T	2-2*	at WIN
11/1	L	2-4	STL	2/6	W	4-2	at VAN
11/3	L	3-6	CGY	2/11	L	1-4	at CGY
11/6	L	3-5	at NYI	2/12	W	5-2	at EDM
11/10	W	4-3*	OTT	2/16	L	3-5	BUF
11/13	T	4-4*	EDM	2/17	L	4-6	at PIT
11/17	L	2-4	BOS	2/19	W	4-2	NYR
11/18	L	3-6	at PHI	2/24	L	0-3	at DET
11/20	L	2-3	SJ	2/26	T	1-1*	NJ
11/23	W	2-1*	at FLA	2/27	L	1-3	WSH
11/24	L	1-4	at TB	3/2	L	1-4	LA
11/27	W	4-0	FLA	3/4	W	2-1	at FLA
11/29	W	4-2	at OTT	3/5	L	2-4	at TB
12/1	W	5-3	DET	3/9	W	4-1	TB
12/4	L	6-7*	PIT	3/10	L	0-4	at NJ
12/7	W	6-1	at WSH	3/12	T	2-2*	DAL
12/8	L	1-4	VAN	3/13	L	2-3	PIT
12/11	L	0-3	BUF	3/16	L	0-4	at NYR
12/12	T	2-2*	at BOS	3/17	L	1-4	at QUE
12/15	L	2-5	at NYR	3/19	W	5-3	at PHI
12/18	W	4-1	WSH	3/22	L	1-4	at WSH
12/22	W	6-3	NJ	3/25	L	3-6	at BUF
12/23	W	2-1	at OTT	3/26	L	2-3	ANA
12/26	W	3-2*	OTT	3/29	L	2-6	at DET
12/28	L	2-4	at NJ	3/30	W	3-2*	CHI
12/29	L	3-5	FLA	4/2	L	5-6	PHI
1/1	W	4-3	at NYI	4/6	T	3-3*	NYI
1/2	W	7-2	PIT	4/7	L	2-5	at QUE
1/5	W	4-0	WIN	4/10	W	6-4	TB
1/6	L	1-2	STL	4/11	L	1-3	MTL
1/8	W	6-0	NYI	4/14	W	3-2	at BOS

**MAJOR TRADES**

**11/02/93** – Bryan Marchment and Steve Larmer acquired from CHI for Patrick Poulin and Eric Weinrich.

**11/02/93** – Darren Turcotte and James Patrick acquired from NYR for Nick Kypreos, Barry Richter, Steve Larmer and a 1994 sixth-round draft pick (Yuri Litinev).

**12/16/93** – Alexander Godynuk acquired from FLA for Jim McKenzie.

**03/10/94** – Gary Suter, Ted Drury and Paul Ranheim acquired from CGY for Zarley Zalapski, James Patrick and Michael Nylander.

**05/11/94** – Frantisek Kucera and Jocelyn Lemieux acquired from CHI for Gary Suter, Randy Cunneyworth and a 1995 third-round pick (later traded to VAN for Larry Courville).

1992-93 IN REVIEW

CLOSING GAME ROSTER vs. Philadelphia Flyers (home 4/16/93)

3	Zarley Zalapski	D	11	Yvon Corriveau	RW	23	Paul Gillis	C	30	Mike Lenarduzzi	G
4	Eric Weinrich	D	12	Barry Nieckar	LW	24	Patrick Poulin	LW	36	Michael Nylander	C
6	Adam Burt	D	16	Pat Verbeek	RW	25	Terry Yake	C	38	Robert Kron	RW
7	Randy Cunneynworth	LW	21	Andrew Cassels	C	27	Doug Houda	D	40	Frank Pietrangelo	G
8	Geoff Sanderson	LW	22	Mark Janssens	C	29	Randy Ladouceur	D	41	Al Pedersen	D

FINAL ADAMS DIVISION STANDINGS

	GP	W	L	T	GF	GA	PTS
BOSTON	84	51	26	7	332	268	109
QUEBEC	84	47	27	10	351	300	104
MONTREAL	84	48	30	6	326	280	102
BUFFALO	84	38	36	10	335	297	86
HARTFORD*	84	26	52	6	284	369	58
OTTAWA	84	10	70	4	202	395	24

\*Did not make playoffs.

COMPLETE RESULTS (\*Overtime)

DATE	W/L	SCORE	OPP.	DATE	W/L	SCORE	OPP.
10/6	L	1-5	MTL	1/13	L	3-7	at MTL
10/8	L	2-3*	at BOS	1/15	L	1-3	at EDM
10/10	L	2-5	BUF	1/16	L	3-8	at VAN
10/12	L	2-6	at NYR	1/18	L	7-8	WIN
10/14	W	4-1	OTT	1/21	W	4-2	SJ
10/17	L	3-7	PIT	1/23	L	2-6	CHI
10/20	W	5-4	at NJ	1/24	L	4-5*	at PHI
10/22	W	5-1	at OTT	1/27	W	6-5	at MTL
10/24	L	2-4	at NYI	1/28	L	2-5	at OTT
10/28	L	3-4*	NJ	1/30	L	3-6	WIN
10/31	L	1-7	LA	2/3	L	2-3	at BUF
11/3	T	3-3*	QUE	2/8	L	1-3	STL
11/6	L	2-5	at DET	2/12	W	6-2	at WIN
11/7	L	2-6	WSH	2/13	L	3-4*	at CGY
11/11	L	3-4	CGY	2/17	L	3-5	BUF
11/13	L	2-8	at BUF	2/20	W	7-3	EDM
11/14	L	0-2	DET	2/21	L	3-4	PIT
11/18	W	5-2	STL	2/24	L	2-5	PHI
11/19	W	4-2	at OTT	2/27	W	5-3	at QUE
11/21	L	2-8	at QUE	2/28	L	6-7*	NYI
11/25	L	1-6	MTL	3/3	L	4-7	NJ
11/27	L	4-5*	at BOS	3/5	W	4-2	at BUF
11/28	W	4-3*	BOS	3/6	W	5-1	VAN
12/1	L	4-8	at STL	3/8	W	4-2	at QUE
12/3	W	7-5	at SJ	3/10	L	3-5	at TOR
12/5	L	3-7	at LA	3/13	T	3-3*	BUF
12/9	W	6-2	OTT	3/16	W	4-3*	at TB
12/11	L	3-9	at BUF	3/19	L	2-5	at WSH
12/12	T	1-1	BUF	3/22	L	4-5	at BOS
12/16	W	6-3	WSH	3/24	L	5-6*	MTL
12/18	L	3-4	at WSH	3/27	W	2-1	at MIN
12/19	T	4-4*	NYR	3/28	L	0-3	at CHI
12/21	W	5-2	at MTL	3/30	L	1-3	BOS
12/23	W	3-1	TB	4/1	L	2-10	at PIT
12/26	L	4-9	BOS	4/3	W	7-3	OTT
12/27	L	2-6	at NJ	4/5	W	5-4	at NYR
12/31	L	2-6	QUE	4/7	W	6-1	at OTT
1/2	L	2-3*	at BOS	4/10	L	3-6	at QUE
1/3	T	6-6*	MIN	4/11	L	2-4	TOR
1/6	L	1-3	BUF	4/13	T	3-3*	at NYI
1/9	W	4-2	QUE	4/14	W	5-4*	NYI
1/10	L	5-7	MTL	4/16	L	4-5*	PHI

MAJOR TRADES

**06/15/92** – Obtained Nick Kypreos from WSH for Mark Hunter and Yvon Corriveau.  
**08/28/92** – Obtained Sean Burke and Eric Weinrich from NJ for Bobby Holik, a 2nd-round 1993 draft pick (Jay Pandolfo) and future considerations.  
**09/03/92** – Obtained Mark Janssens from MIN for James Black.  
**11/24/92** – Traded John Cullen to TOR for a 1993 2nd-round pick (later traded to SJ in Chris Pronger trade).  
**03/22/93** – Obtained Robert Kron, 1993 3rd-round pick (Marek Malik) and future considerations from VAN for Murray Craven and the 1993 5th-round pick from VAN in the Corrie D'Alessio trade.  
**05/17/93** – Obtained Jim Sandlak from VAN to complete the 03/22 trade.

FINAL STATISTICS (W/halers games only)

PLAYER	SCORING								
	GP	G	A	PTS	PIM	PP	SH	GW	GT
GEOFF SANDERSON	82	46	43	89	28	21	2	4	0
ANDREW CASSELS	84	21	65	86	62	8	3	1	0
PAT VERBEEK	84	39	43	82	197	16	0	6	2
ZARLEY ZALAPSKI	83	14	51	65	94	8	1	0	0
TERRY YAKE	66	22	31	53	46	4	1	2	0
PATRICK POULIN	81	20	31	51	37	4	0	2	0
ERIC WEINRICH	79	7	29	36	76	0	2	2	0
MICHAEL NYLANDER	59	11	22	33	36	3	0	1	0
MARK JANSSENS	76	12	17	29	237	0	0	1	0
NICK KYPREOS	75	17	10	27	325	0	0	2	1
ADAM BURT	65	6	14	20	116	0	0	0	0
YVON CORRIVEAU	37	5	5	10	14	1	0	1	0
RANDY CUNNEYWORTH	39	5	4	9	63	0	0	1	0
ROBERT PETROVICKY	42	3	6	9	45	0	0	0	0
JIM MCKENZIE	64	3	6	9	202	0	0	0	0
DAN KECZMER	23	4	4	8	28	2	0	1	0
DOUG HOUDA	60	2	6	8	167	0	0	0	0
MARK GREIG	22	1	7	8	27	0	0	0	0
JOE DAY	24	1	7	8	47	0	0	0	0
RANDY LADOUCEUR	62	2	4	6	109	0	0	0	0
TIM KERR	22	0	6	6	7	0	0	0	0
ROBERT KRON	13	4	2	6	4	2	0	0	0
JAMIE LEACH	19	3	2	5	2	0	0	0	0
ALLEN PEDERSEN	59	1	4	5	60	0	0	0	0
PAUL GILLIS	21	1	1	2	40	0	0	0	0
SEAN BURKE	50	0	2	2	25	0	0	0	0
CHRIS GOVEDARIS	7	1	0	1	0	0	0	0	0
MARIO GOSSELIN	16	0	1	1	0	0	0	0	0
CORRIE D'ALESSIO	1	0	0	0	0	0	0	0	0
SCOTT DANIELS	1	0	0	0	19	0	0	0	0
BARRY NIECKAR	2	0	0	0	2	0	0	0	0
MIKE LENARDUZZI	3	0	0	0	0	0	0	0	0
JIM AGNEW	16	0	0	0	68	0	0	0	0
FRANK PIETRANGELO	30	0	0	0	4	0	0	0	0
GOALTENDING									
PLAYER	GP	MIN	GA	GAA	SO	W-L-T			
CORRIE D'ALESSIO	1	11	0	0.00	0	0-0-0			
MIKE LENARDUZZI	3	168	9	3.21	0	1-1-1			
MARIO GOSSELIN	16	867	57	3.94	0	5-9-1			
SEAN BURKE	50	2656	184	4.16	0	16-27-3			
FRANK PIETRANGELO	30	1373	111	4.85	0	4-15-1			

SEASON HIGHLIGHTS

- Geoff Sanderson represents the Whalers in the NHL All-Star Skills Competition, and he is chosen as Hartford's MVP by his teammates. Sanderson leads the team with 46 goals and 89 points, including a club record 21 power play goals.
- Andrew Cassels leads the Whalers in assists with 65 in his first full season in Hartford.
- Brian Burke joins the Whalers as general manager.
- Nick Kypreos ties a club record with 42 penalty minutes on December 11 at Buffalo en route to winning the Favorite Whaler and Heavy Hitter awards.
- Captain Pat Verbeek registers his first two hat tricks as a Whaler against Edmonton 2/20 and the New York Islanders 2/28.

**CLOSING GAME ROSTER** *vs. Philadelphia Flyers (away 4/15/92)*

<b>3</b>	Zarley Zalapski	D	<b>11</b>	John Cullen	C	<b>24</b>	Bobby Holik	RW	<b>35</b>	Kay Whitmore	G
<b>5</b>	Steve Konroyd	D	<b>12</b>	Murray Craven	LW	<b>25</b>	Mark Bergevin	D	<b>36</b>	Daniel Shank	RW
<b>6</b>	Adam Burt	D	<b>16</b>	Pat Verbeek	LW	<b>26</b>	Mark Hunter	RW	<b>37</b>	Patrick Poulin	LW
<b>7</b>	Randy Cunneynworth	LW	<b>20</b>	Yvon Corriveau	LW	<b>29</b>	Randy Ladouceur	D	<b>40</b>	Frank Pietrangelo	G
<b>8</b>	Geoff Sanderson	LW	<b>21</b>	Andrew Cassels	C	<b>34</b>	Mikael Anderson	C	<b>46</b>	Todd Richards	D

**FINAL ADAMS DIVISION STANDINGS**

	GP	W	L	T	GF	GA	PTS
MONTREAL	80	41	28	11	267	207	93
BOSTON	80	36	32	12	270	275	84
BUFFALO	80	31	37	12	289	299	74
HARTFORD*	80	26	41	13	247	283	65
QUEBEC	80	20	48	12	255	318	52

\*Lost to Montreal in Adams Division Semi-Finals, 4-3.

**COMPLETE RESULTS** *(\*Overtime)*

DATE	W/L	SCORE	OPP.	DATE	W/L	SCORE	OPP.
10/5	L	2-4	at QUE	1/15	L	3-4	BOS
10/8	T	2-2*	MTL	1/16	L	3-4*	at BOS
10/12	W	5-2	NYR	1/21	T	3-3*	WIN
10/14	W	4-3	at MTL	1/25	T	4-4*	BOS
10/16	W	3-2	at WIN	1/26	L	1-3	at MTL
10/19	W	4-1	BUF	1/28	L	3-4	MIN
10/23	W	3-0	SJ	1/31	L	1-4	at EDM
10/26	L	2-4	CHI	2/1	T	4-4*	at VAN
10/27	L	1-5	at BUF	2/4	L	5-6	at SJ
10/30	T	4-4*	LA	2/6	T	5-5*	at LA
11/1	L	5-8	at DET	2/9	T	4-4*	MIN
11/2	W	6-5	at PIT	2/11	W	5-1	BUF
11/6	L	2-3	CGY	2/13	L	1-3	EDM
11/9	W	4-3	at STL	2/15	L	1-4	at NJ
11/10	L	0-3	CHI	2/16	L	4-5	at BUF
11/12	W	5-4	QUE	2/19	T	2-2*	MTL
11/14	T	2-2*	MTL	2/22	W	4-0	QUE
11/16	L	4-5*	BOS	2/23	L	0-4	DET
11/17	W	3-1	at TOR	2/25	L	2-5	STL
11/22	L	2-8	at NJ	2/27	W	8-4	at PIT
11/23	L	2-3	WSH	2/29	W	5-4*	at MIN
11/25	L	2-5	at QUE	3/1	L	4-9	at NYR
11/27	W	7-3	at PHI	3/3	W	4-0	BOS
11/30	W	3-2	MTL	3/5	L	4-10	QUE
12/1	L	4-5	BOS	3/7	L	1-5	VAN
12/4	L	0-3	TOR	3/9	L	0-2	at QUE
12/7	T	6-6*	BUF	3/11	W	4-0	LA
12/13	W	8-4	at BUF	3/13	W	1-0	at WIN
12/14	L	2-6	NYR	3/14	L	1-3	at EDM
12/17	L	2-4	NYI	3/16	W	4-3	at CGY
12/19	L	1-4	NJ	3/18	L	2-3	at VAN
12/21	L	2-3*	at MTL	3/21	L	4-5	SJ
12/23	W	4-3	BUF	3/22	T	2-2*	PIT
12/26	L	2-3	at BOS	3/24	W	8-2	at WSH
12/28	L	1-4	at QUE	3/26	L	2-7	at STL
12/29	W	6-4	NYI	3/28	L	1-3	CHI
1/2	W	4-1	QUE	3/29	T	2-2*	at BUF
1/4	T	2-2*	WSH	4/12	W	4-2	PHI
1/9	L	1-2	at NYI	4/13	L	3-6	at BOS
1/11	L	2-3	at MTL	4/15	W	4-3*	at PHI

**MAJOR TRADES****09/17/91** – Andrew Cassels is acquired from MTL for a 1992 second-round draft pick (Valeri Bure).**11/13/91** – Murray Craven and a 1992 fourth-round draft pick (Kevin Smyth) acquired from PHI for Kevin Dineen.**01/24/92** – Steve Konroyd is acquired from CHI for Rob Brown.**03/10/92** – Frank Pietrangelo is acquired from PIT for 1994 third- and seventh-round picks (Sven Butenschon and Serge Habin).**07/08/92** – Tim Kerr is acquired from NYR for a 1993 seventh-round draft pick (Sergei Kondrashkin).**FINAL STATISTICS** *(Whalers games only)*

	SCORING									
PLAYER	GP	G	A	PTS	PIM	PP	SH	GW	GT	
JOHN CULLEN	77	26	51	77	141	10	0	4	0	
PAT VERBEEK	76	22	35	57	243	10	0	3	0	
ZARLEY ZALAPSKI	79	20	37	57	116	4	0	3	1	
MURRAY CRAVEN	61	24	30	54	38	8	4	1	1	
MIKAEL ANDERSSON	74	18	29	47	14	1	3	1	0	
BOBBY HOLIK	76	21	24	45	44	1	0	2	1	
ANDREW CASSELS	67	11	30	41	18	2	2	3	0	
GEOFF SANDERSON	64	13	18	31	18	2	0	1	0	
ROB BROWN	42	16	15	31	39	13	0	2	2	
BRAD SHAW	62	3	22	25	44	0	0	0	0	
ADAM BURT	66	9	15	24	93	4	0	1	0	
MARC BERGEVIN	75	7	17	24	64	4	1	1	0	
MARK HUNTER	63	10	13	23	159	5	0	0	0	
YVON CORRIVEAU	38	12	8	20	36	3	0	0	0	
RANDY CUNNEYWORTH	39	7	10	17	71	0	0	1	0	
STEVE KONROYD	33	2	10	12	32	1	0	0	0	
JAMES BLACK	30	4	6	10	14	1	0	1	0	
RANDY LADOUCEUR	74	1	9	10	127	0	0	0	0	
DOUG HOUDA	56	3	6	9	125	1	0	1	0	
MICHEL PICARD	25	3	5	8	6	1	0	0	0	
JIM MCKENZIE	67	5	1	6	87	0	0	0	1	
KEVIN DINEEN	16	4	2	6	23	1	0	1	0	
MARK GREIG	17	0	5	5	6	0	0	0	0	
ED KASTELIC	25	1	3	4	61	0	0	0	0	
JOHN STEVENS	21	0	4	4	19	0	0	0	0	
BARRY PEDERSON	5	2	2	4	0	1	0	0	0	
PAUL CYR	17	0	3	3	19	0	0	0	0	
JOE DAY	24	0	3	3	10	0	0	0	0	
DANIEL SHANK	13	2	0	2	18	0	0	0	0	
TERRY YAKE	15	1	1	2	4	0	0	0	0	
PAUL GILLIS	12	0	2	2	48	0	0	0	0	
PETER SIDORKIEWICZ	35	0	1	1	2	0	0	0	0	
KAY WHITMORE	45	0	1	1	16	0	0	0	0	
JERGUS BACA	1	0	0	0	0	0	0	0	0	
DAN KECZMER	1	0	0	0	0	0	0	0	0	
PATRICK POULIN	1	0	0	0	2	0	0	0	0	
MIKE TOMLAK	6	0	0	0	0	0	0	0	0	
TODD RICHARDS	6	0	0	0	2	0	0	0	0	
FRANK PIETRANGELO	5	0	0	0	0	0	0	0	0	
LEE NORWOOD	6	0	0	0	16	0	0	0	0	
CHRIS TANCILL	10	0	0	0	2	0	0	0	0	
GOALTENDING										
PLAYER	GP	MINS	GA	GAA	SO	W-L-T				
KAY WHITMORE	45	2567	155	3.62	3	14-21-6				
PETER SIDORKIEWICZ	35	1995	111	3.34	2	9-19-6				
FRANK PIETRANGELO	5	306	12	2.35	0	3-1-1				

**SEASON HIGHLIGHTS**

- Rick Ley is replaced as coach of the club by Jim Roberts – June 7, 1991.
- Jim Roberts becomes the seventh head coach in the 12-year history of the Hartford Whalers – June 7, 1991.
- Jay Leach is named head coach of the Springfield Indians, replacing Roberts – August 7, 1991.
- John Cullen is chosen by his teammates as the team's MVP, and is selected to represent the Whalers in the NHL All-Star Game.



# 1990-91 IN REVIEW

## CLOSING GAME ROSTER *vs. Boston Bruins (away 4/13/91)*

<b>3</b>	Zarley Zalapski	D	<b>17</b>	Todd Krygier	LW	<b>27</b>	Doug Houda	D	<b>35</b>	Kay Whitmore	G
<b>4</b>	Rob Brown	RW	<b>18</b>	Paul Cyr	LW	<b>28</b>	Mike Tomlak	C	<b>38</b>	Terry Yake	C
<b>11</b>	Kevin Dineen	RW	<b>20</b>	Yvon Corriveau	LW	<b>29</b>	Randy Ladouceur	D	<b>46</b>	Todd Richards	D
<b>12</b>	Dean Evason	C	<b>21</b>	Sylvain Cote	D	<b>30</b>	Peter Sidorkiewicz	G			
<b>15</b>	John Cullen	C	<b>24</b>	Bobby Holik	RW	<b>32</b>	Brad Shaw	D			
<b>16</b>	Pat Verbeek	RW	<b>26</b>	Mark Hunter	RW	<b>33</b>	Jim McKenzie	LW			

## FINAL ADAMS DIVISION STANDINGS

	GP	W	L	T	GF	GA	PTS
BOSTON	80	44	24	12	299	264	100
MONTREAL	80	39	30	11	273	249	89
BUFFALO	80	31	30	19	292	278	81
HARTFORD*	80	31	38	11	238	276	73
QUEBEC	80	16	50	14	236	354	46

\*Lost to Boston in Adams Division Semifinals 4-2.

## COMPLETE RESULTS *(\*Overtime)*

DATE	W/L	SCORE	OPP.	DATE	W/L	SCORE	OPP.
10/4	T	3-3*	QUE	1/2	W	5-2	at VAN
10/6	W	5-4	NYR	1/5	W	4-3	WIN
10/8	L	3-5	at MTL	1/8	L	3-4*	at LA
10/10	W	4-3	BUF	1/10	W	5-4	at VAN
10/12	L	2-4	at DET	1/12	T	2-2*	at TOR
10/13	W	5-2	MTL	1/13	L	3-4	at NYR
10/16	T	1-1*	at QUE	1/16	W	4-3	LA
10/17	W	3-1	at TOR	1/23	W	5-4	CGY
10/19	L	2-5	at LA	1/24	L	0-3	at BOS
10/24	L	0-3	at MIN	1/26	W	5-3	PHI
10/27	L	2-4	VAN	1/29	L	1-8	NYI
10/28	L	0-5	at BUF	1/31	L	3-4*	at STL
10/31	L	2-4	MTL	2/2	W	2-0	at PHI
11/3	L	1-4	STL	2/3	T	1-1*	at NYI
11/6	T	1-1*	CHI	2/6	W	5-1	EDM
11/9	L	4-5	at WIN	2/9	L	2-5	CGY
11/10	W	3-2	at MIN	2/10	W	3-1	CHI
11/14	W	3-1	BOS	2/13	W	6-2	DET
11/15	W	4-2	at NJ	2/15	L	3-5	at NYR
11/17	W	4-2	WSH	2/16	W	2-1	at MTL
11/21	T	4-4*	QUE	2/20	W	5-3	MTL
11/23	W	4-3	at BOS	2/23	L	4-5	BUF
11/24	L	3-4	BOS	2/24	T	5-5*	at BUF
11/28	L	3-4	QUE	2/26	L	4-5	at WIN
11/29	W	6-4	at PIT	2/28	L	3-6	at CHI
12/1	L	2-4	EDM	3/2	T	3-3*	at QUE
12/3	W	4-2	at MTL	3/3	T	4-4*	TOR
12/5	L	3-4	MTL	3/5	L	1-4	STL
12/7	W	4-3*	at BUF	3/9	L	2-5	PIT
12/8	W	3-1	PIT	3/10	L	1-2	QUE
12/12	L	1-5	BOS	3/12	W	3-2	at WSH
12/13	L	2-8	at BOS	3/14	W	4-2	DET
12/15	W	3-2	at WSH	3/16	W	6-2	NJ
12/18	L	3-4*	BUF	3/17	L	1-6	at BUF
12/20	L	2-4	at NYI	3/19	T	1-1*	BOS
12/22	W	1-0	PHI	3/23	L	3-7	at QUE
12/23	L	2-5	MIN	3/25	L	2-3*	at MTL
12/26	W	4-1	at QUE	3/27	L	3-4*	at NJ
12/29	L	2-8	at CGY	3/30	T	5-5*	BUF
12/30	L	3-4	at EDM	3/31	L	3-7	at BOS

## MAJOR TRADES

**12/02/90** – Rob Brown is acquired from PIT for Scott Young.

**02/20/91** – Doug Houda is acquired from DET for Doug Crossman.

**03/04/91** – John Cullen, Zarley Zalapski and Jeff Parker are acquired from PIT for Ron Francis, Ulf Samuelsson and Grant Jennings.

## FINAL STATISTICS *(Whalers games only)*

	SCORING								
PLAYER	GP	G	A	PTS	PIM	PP	SH	GW	GT
PAT VERBEEK	80	43	39	82	246	15	0	5	1
RON FRANCIS	67	21	55	76	51	10	1	6	0
KEVIN DINEEN	61	17	30	47	104	4	0	2	0
BOBBY HOLIK	78	21	22	43	113	8	0	3	0
ROB BROWN	44	18	24	42	101	10	0	2	0
RAY FERRARO	61	19	16	35	52	5	0	1	1
BRAD SHAW	72	4	28	32	29	2	0	1	0
TODD KRYGIER	72	13	17	30	95	3	0	2	3
DEAN EVASON	75	6	23	29	170	1	0	0	0
PAUL CYR	70	12	13	25	107	0	1	2	0
DOUG CROSSMAN	41	4	19	23	19	2	0	0	0
CAREY WILSON	45	8	15	23	16	4	0	1	0
ULF SAMUELSSON	62	3	18	21	174	0	0	0	0
SYLVAIN COTE	73	7	12	19	17	1	0	0	0
JOHN CULLEN	13	8	8	16	18	4	0	1	0
MIKE TOMLAK	64	8	8	16	55	0	1	0	0
SCOTT YOUNG	34	6	9	15	8	3	1	2	0
RANDY CUNNEYWORTH	32	9	5	14	49	0	0	1	0
MIKAEL ANDERSSON	41	4	7	11	8	0	0	0	0
ADAM BURT	42	2	7	9	63	1	0	1	0
MARK HUNTER	11	4	3	7	40	1	0	0	0
JIM MCKENZIE	41	4	3	7	108	0	0	0	0
DAVE BABYCH	8	0	6	6	4	0	0	0	0
ZARLEY ZALAPSKI	11	3	3	6	6	3	0	0	0
GRANT JENNINGS	44	1	4	5	82	0	0	0	0
TERRY YAKE	19	1	4	5	10	0	0	1	0
RANDY LADOUCEUR	67	1	3	4	118	0	0	0	0
CHRIS GOVEDARIS	14	1	3	4	4	0	0	1	0
ED KASTELIC	45	2	2	4	211	0	0	0	0
TODD RICHARDS	2	0	4	4	2	0	0	0	0
PETER SIDORKIEWICZ	52	0	4	4	6	0	0	0	0
DOUG HOUDA	19	1	2	3	41	0	0	0	1
YVON CORRIVEAU	23	1	1	2	18	0	0	0	0
CHRIS TANCILL	9	1	1	2	4	0	1	0	0
JERGUS BACA	9	0	2	2	14	0	0	0	0
GEOFF SANDERSON	2	1	0	1	0	0	0	0	0
JOHN STEVENS	14	0	1	1	11	0	0	0	0
MICHEL PICARD	5	1	0	1	2	0	0	0	0
KAY WHITMORE	18	0	1	1	4	0	0	0	0
BRIAN CHAPMAN	3	0	0	0	29	0	0	0	0
MARC BERGEVIN	4	0	0	0	4	0	0	0	0
MARK GREIG	4	0	0	0	0	0	0	0	0
JAMES BLACK	1	0	0	0	0	0	0	0	0
JEFF PARKER	4	0	0	0	2	0	0	0	0
ROSS MCKAY	1	0	0	0	0	0	0	0	0
DARYL REAUGH	20	0	0	0	4	0	0	0	0

## GOALTENDING

PLAYER	GP	MIN	GA	GAA	SO	W-L-T
PETER SIDORKIEWICZ	52	2953	164	3.33	1	21-22-7
DARYL REAUGH	20	1010	53	3.15	1	7-7-1
KAY WHITMORE	18	850	52	3.67	0	3-9-3
ROSS MCKAY	1	35	3	5.14	0	0-0-0

## SEASON HIGHLIGHTS

- Pat Verbeek is chosen by his teammates as team MVP, and he is the Whalers' representative in the NHL All-Star Game.
- John Cullen finishes fifth in the NHL scoring race with 110 points, the highest point total ever recorded by a Whaler in the team's WHA and NHL history.
- Kevin Dineen is selected as the NHL Budweiser Man-of-the-Year.

**CLOSING GAME ROSTER** vs. *Boston Bruins (home 4/17/90)*

<b>5</b>	Ulf Samuelsson	D	<b>12</b>	Dean Evason	C	<b>21</b>	Sylvain Cote	D	<b>29</b>	Randy Ladouceur	D
<b>7</b>	Randy Cunneynworth	LW	<b>14</b>	Chris Govedaris	RW	<b>25</b>	Grant Jennings	D	<b>30</b>	Peter Sidorkiewicz	G
<b>8</b>	Jody Hull	RW	<b>15</b>	Dave Tippett	LW	<b>26</b>	Ray Ferraro	C	<b>32</b>	Brad Shaw	D
<b>10</b>	Ron Francis	C	<b>16</b>	Pat Verbeek	RW	<b>27</b>	Scott Young	RW	<b>35</b>	Kay Whitmore	G
<b>11</b>	Kevin Dineen	RW	<b>17</b>	Todd Krygier	LW	<b>28</b>	Mike Tomlak	C	<b>44</b>	Dave Babych	D

**FINAL ADAMS DIVISION STANDINGS**

	GP	W	L	T	GF	GA	PTS
BOSTON	80	46	25	9	289	232	101
BUFFALO	80	45	27	8	286	248	98
MONTREAL	80	41	28	11	288	234	93
HARTFORD*	80	38	33	9	275	268	85
QUEBEC	80	12	61	7	240	407	31

\*Lost to Boston in Adams Division Semifinals 4-3.

**FINAL STATISTICS** (*Whalers games only*)

	SCORING								
PLAYER	GP	G	A	PTS	PIM	PP	SH	GW	GT
RON FRANCIS	80	32	69	101	73	15	1	5	1
PAT VERBEEK	80	44	45	89	228	14	0	5	1
KEVIN DINEEN	67	25	41	66	164	8	2	2	2
SCOTT YOUNG	80	24	40	64	47	10	2	5	0
RAY FERRARO	79	25	29	54	109	7	0	4	1
DEAN EVASON	78	18	25	43	138	2	2	2	0
DAVE BABYCH	72	6	37	43	62	4	0	1	0
MIKAEL ANDERSSON	50	13	24	37	6	1	2	2	0
BRAD SHAW	64	3	32	35	30	3	0	0	0
TODD KRYGIER	58	18	12	30	52	5	1	3	1
RANDY CUNNEYWORTH	43	9	9	18	41	2	0	1	0
DAVE TIPPETT	66	8	19	27	32	0	1	3	0
MIKE TOMLAK	70	7	14	21	48	1	1	2	0
YVON CORRIVEAU	13	4	1	5	20	0	0	0	0
JODY HULL	38	7	10	17	21	2	0	0	0
RANDY LADOUCEUR	71	3	12	15	126	0	0	0	0
ULF SAMUELSSON	55	2	11	13	177	0	0	0	0
ADAM BURT	63	4	8	12	105	1	0	0	1
GRANT JENNINGS	64	3	6	9	171	0	0	0	0
ED KASTELIC	67	6	2	8	198	0	0	0	0
SYLVAIN COTE	28	4	2	6	14	1	0	1	1
JOEL QUENNEVILLE	44	1	4	5	34	0	0	0	0
BRIAN LAWTON	13	2	1	3	6	1	0	0	0
TOM MARTIN	21	1	2	3	37	0	0	0	0
TERRY YAKE	2	0	1	1	0	0	0	0	0
JIM CULHANE	6	0	1	1	6	0	0	0	0
KAY WHITMORE	9	0	1	1	4	0	0	0	0
CHRIS GOVEDARIS	12	0	1	1	6	0	0	0	0
PETER SIDORKIEWICZ	46	0	1	1	4	0	0	0	0
MIKE LIUT	29	0	0	0	0	0	0	0	0
JAMES BLACK	1	0	0	0	0	0	0	0	0
BOB BODAK	1	0	0	0	7	0	0	0	0
ALLEN TUER	2	0	0	0	6	0	0	0	0
JIM MCKENZIE	5	0	0	0	4	0	0	0	0
STEVE DYKSTRA	9	0	0	0	2	0	0	0	0
MARC LAFORGE	9	0	0	0	43	0	0	0	0

**GOALTENDING**

PLAYER	GP	MINS	GA	GAA	SO	W-L-T
MIKE LIUT	29	1683	74	2.64	3	15-12-1
KAY WHITMORE	9	442	26	3.53	0	4-2-1
PETER SIDORKIEWICZ	46	2703	161	3.57	1	19-19-7

**SEASON HIGHLIGHTS**

- Ron Francis selected to play in his fourth NHL All-Star Game.
- Pat Verbeek is only NHL player to lead team in goals (44) and penalty minutes (228).
- Whalers produce second best record to date in their NHL history with 38-33-9 mark.
- Whalers sign 1989 first-round draft choice Bobby Holik to multi-year contract.
- Holik was visiting the U.S. after agreement was reached to allow him to play for Hartford in 1990-91 season.
- Whalers select Mikael Andersson in NHL Waiver Draft. Andersson goes on to tally career-high 37 points in 50 games.

**COMPLETE RESULTS** (*\*Overtime*)

DATE	W/L	SCORE	OPP.	DATE	W/L	SCORE	OPP.
10/5	L	1-4	MTL	1/5	L	4-6	at CGY
10/7	L	4-6	MIN	1/6	T	4-4*	at EDM
10/8	W	9-6	at QUE	1/10	W	3-1	at VAN
10/11	W	4-1	WSH	1/13	W	6-3	at LA
10/13	L	1-4	at BUF	1/15	L	1-4	at BOS
10/14	L	2-3	NJ	1/17	T	5-5*	BOS
10/18	W	2-1	BUF	1/19	T	3-3*	CGY
10/19	L	3-7	at NYR	1/23	W	4-2	NYI
10/21	T	3-3*	DET	1/25	L	2-3	at STL
10/23	L	2-3	at MTL	1/27	W	6-4	CHI
10/25	W	2-0	QUE	1/30	T	4-4*	EDM
10/26	W	7-3	at NJ	2/1	L	1/2	at PHI
10/28	W	1-0	at BOS	2/3	W	5-1	at QUE
11/1	L	3-5	STL	2/4	L	0-2	at MTL
11/3	W	4-3	at DET	2/7	W	5-3	at MIN
11/4	W	6-3	LA	2/9	L	1-4	VAN
11/8	L	3-6	BUF	2/10	W	6-2	TOR
11/10	W	4-2	at WIN	2/14	T	6-6*	at TOR
11/12	L	2-4	at CHI	2/17	L	3-7	at MTL
11/14	W	3-0	at DET	2/18	W	6-4	at BUF
11/15	L	2-5	BOS	2/21	W	3-2	QUE
11/18	L	2-3	NYR	2/23	L	3-7	at BUF
11/22	L	2-4	QUE	2/24	L	1-3	WIN
11/25	W	5-2	PHI	2/28	W	3-1	MTL
11/26	L	2-4	at BUF	3/2	W	4-3	at WSH
11/28	L	2-4	BUF	3/3	W	6-4	NYR
11/30	W	5-3	at STL	3/6	W	4-2	at NYI
12/2	W	4-3	at MON	3/8	L	6-7	TOR
12/6	L	3-4	NYI	3/10	L	0-5	BUF
12/7	W	4-3	at BOS	3/11	L	3-4	BOS
12/9	W	7-3	NJ	3/13	W	1-0	at VAN
12/13	L	2-5	LA	3/17	L	4-5	at CGY
12/14	W	3-2	at PHI	3/18	W	3-1	at EDM
12/16	L	2-5	WSH	3/21	W	4-1	QUE
12/19	W	8-4	at PIT	3/24	W	7-4	MTL
12/20	W	4-3	BOS	3/25	W	4-2	PIT
12/23	W	4-3	MIN	3/27	T	3-3*	at PIT
12/26	T	3-3*	at QUE	3/29	L	2-3	at BOS
12/30	L	3-7	at CHI	3/31	W	3-2	at QUE
1/3	L	2-4	WIN	4/1	T	1-1*	MTL

**MAJOR TRADES****06/17/89** – Obtained Pat Verbeek from NJ for Sylvain Turgeon.**12/13/89** – Obtained Randy Cunneynworth from WPG for Paul MacDermid.**03/05/90** – Obtained Yvon Corriveau from WSH for Mike Liut.

# 1988-89 IN REVIEW

## CLOSING GAME ROSTER *vs. Montreal Canadiens (home 4/9/89)*

<b>3</b>	Joel Quenneville	D	<b>12</b>	Dean Evason	C	<b>21</b>	Sylvain Cote	D	<b>30</b>	Peter Sidorkiewicz	G
<b>5</b>	Ulf Samuelsson	D	<b>14</b>	Don Maloney	LW	<b>23</b>	Paul MacDermid	RW	<b>32</b>	Brad Shaw	D
<b>7</b>	Brian Lawton	C	<b>15</b>	Dave Tippett	LW	<b>25</b>	Grant Jennings	D	<b>33</b>	Norm Maciver	D
<b>10</b>	Ron Francis	C	<b>16</b>	Sylvain Turgeon	LW	<b>26</b>	Ray Ferraro	C	<b>35</b>	Kay Whitmore	G
<b>11</b>	Kevin Dineen	RW	<b>20</b>	John Anderson	LW	<b>27</b>	Scott Young	RW	<b>44</b>	Dave Babych	D

## FINAL ADAMS DIVISION STANDINGS

	GP	W	L	T	GF	GA	PTS
MONTREAL	80	53	18	9	315	218	115
BOSTON	80	37	29	14	289	256	88
BUFFALO	80	38	35	7	291	299	83
HARTFORD*	80	37	38	5	299	290	79
QUEBEC	80	27	46	7	262	342	61

\*Lost to Montreal in Adams Division Semifinals 4-0.

## COMPLETE RESULTS *(\*Overtime)*

DATE	W/L	SCORE	OPP.	DATE	W/L	SCORE	OPP.
10/6	L	2-5	QUE	1/10	W	2-1	at WIN
10/8	L	2-6	BOS	1/14	L	6-9	at LA
10/9	L	1-3	at BOS	1/16	L	3-5	at TOR
10/12	W	4-3	at NYR	1/18	L	1-3	at MTL
10/15	W	7-5	CHI	1/19	W	6-4	MTL
10/19	L	4-5	at MTL	1/21	W	5-4	LA
10/22	W	8-6	PHI	1/23	W	5-0	at QUE
10/26	W	7-1	at BUF	1/25	T	3-3*	STL
10/28	L	3-5	at NJ	1/27	W	8-6	at NJ
10/29	W	3-0	NJ	1/28	L	2-3*	QUE
11/1	L	3-5	MTL	1/31	L	3-5	BUF
11/3	W	5-3	at BOS	2/3	L	0-1	at WSH
11/3	L	3-6	MTL	2/4	L	3-5	at NYI
11/5	L	2-3	VAN	2/9	W	5-2	BUF
11/7	L	3-6	at CGY	2/11	W	7-3	WIN
11/9	T	1-1*	at VAN	2/15	W	4-2	at TOR
11/10	L	2-7	at LA	2/18	W	4-3	at MIN
11/12	W	3-1	at MIN	2/19	L	6-7*	at WIN
11/16	L	3-4	DET	2/21	L	4-7	at EDM
11/18	L	2-3	at WSH	2/23	W	4-2	QUE
11/19	L	2-5	CGY	2/25	L	1-9	BOS
11/23	W	4-3	QUE	2/26	W	8-6	PIT
11/26	W	4-2	at QUE	2/28	W	3-1	at NYI
12/2	W	6-1	at BUF	3/2	W	2-1	VAN
12/3	L	2-4	MIN	3/4	L	1-6	MTL
12/6	W	9-0	BUF	3/5	W	3-0	TOR
12/8	W	5-4	NYR	3/8	W	7-3	EDM
12/10	W	4-1	CGY	3/11	L	3-5	at MTL
12/14	L	3-4	at CHI	3/12	T	3-3*	PHI
12/15	T	3-3*	at STL	3/14	W	8-2	NYI
12/17	L	2-4	EDM	3/16	L	1-6	BUF
12/19	L	1-2	at MTL	3/18	L	2-8	WSH
12/21	L	3-4	BOS	3/19	W	3-2	at BOS
12/23	L	4-5	at PHI	3/22	W	4-2	BOS
12/26	L	3-4*	PIT	3/23	L	3-6	at QUE
12/28	T	4-4*	at QUE	3/25	W	4-0	STL
12/30	W	4-3	DET	3/28	L	2-4	at BUF
12/31	W	3-2	at DET	3/30	W	9-5	at PIT
1/2	L	4-5	at NYR	4/1	W	6-1	CHI
1/4	W	5-4*	at BUF	4/2	L	2-3	at BOS

## MAJOR TRADES

**07/09/88** – Obtained Ed Kastelic and Grant Jennings from WSH for Mike Millar and Neil Sheehy.

**12/26/88** – Obtained Don Maloney, Brian Lawton and Norm Maciver from NYR for Carey Wilson and a fifth-round 1990 draft choice (Lubos Rob).

## FINAL STATISTICS *(Whalers games only)*

	SCORING								
PLAYER	GP	G	A	PTS	PIM	PP	SH	GW	GT
KEVIN DINEEN	79	45	44	89	167	20	1	4	0
RON FRANCIS	69	29	48	77	36	8	0	4	0
RAY FERRARO	80	41	35	76	86	11	0	7	0
SCOTT YOUNG	76	19	40	59	27	6	0	2	0
DAVE BABYCH	70	6	41	47	54	4	0	2	0
PAUL MacDERMID	74	17	27	44	141	5	0	3	2
DAVE TIPPETT	80	17	24	41	45	1	2	1	0
JOHN ANDERSON	62	16	24	40	28	1	0	0	0
ULF SAMUELSSON	71	9	26	35	181	3	0	2	0
JODY HULL	60	16	18	34	10	6	0	2	0
SYLVAIN TURGEON	42	16	14	30	40	7	0	1	0
DEAN EVASON	67	11	17	28	60	0	0	0	0
BRIAN LAWTON	35	10	16	26	28	7	0	2	0
NORM MACIVER	37	1	22	23	24	1	0	0	0
SYLVAIN COTE	78	8	9	17	49	1	0	0	0
BRENT PETERSON	66	4	13	17	61	0	0	2	0
DON MALONEY	21	3	11	14	23	1	0	1	0
TOM MARTIN	38	7	6	13	113	0	0	1	0
GRANT JENNINGS	55	3	10	13	159	0	0	0	0
JOEL QUENNEVILLE	69	4	7	11	32	0	0	0	0
RANDY LADOUCEUR	75	2	5	7	95	0	0	0	0
PETER SIDORKIEWICZ	44	0	3	3	0	0	0	0	0
DALLAS GAUME	4	1	1	2	0	0	0	0	0
KAY WHITMORE	3	0	2	2	0	0	0	0	0
MARK REEDS	7	0	2	2	6	0	0	0	0
ED KASTELIC	10	0	2	2	15	0	0	0	0
BRAD SHAW	3	1	0	1	0	1	0	0	0
JIM PAVESE	5	0	0	0	5	0	0	0	0
JIM THOMSON	5	0	0	0	14	0	0	0	0
TERRY YAKE	2	0	0	0	0	0	0	0	0
ALLAN TUER	4	0	0	0	23	0	0	0	0
ADAM BURT	5	0	0	0	6	0	0	0	0
MIKE LIUT	35	0	0	0	0	0	0	0	0
GOALTENDING									
PLAYER	GP	MINS	GA	GAA	SO	W-L-T			
PETER SIDORKIEWICZ	44	2634	133	3.03	4	22-18-4			
KAY WHITMORE	3	180	10	3.33	0	2-1-0			
MIKE LIUT	35	2004	142	4.25	1	13-19-1			

## SEASON HIGHLIGHTS

- Kevin Dineen plays in the NHL All-Star Game for the third consecutive season – February 7, 1989.
- Dineen paces all Adams Division players with 45 goals and 89 points.
- Peter Sidorkiewicz named to NHL All-Rookie team.
- Dave Tippett extends consecutive games played streak to 417.
- At the conclusion of the season, Ed Johnston is named vice president and general manager, replacing Emile Francis, who stays as team president – May 11, 1989.
- Larry Pleau is fired as head coach, May 16, and replaced by Rick Ley, June 7.

**CLOSING GAME ROSTER** *vs. Montreal Canadiens (away 4/14/88)*

<b>0</b>	Neil Sheehy	D	<b>11</b>	Kevin Dineen	RW	<b>20</b>	John Anderson	LW	<b>29</b>	Randy Ladouceur	D
<b>1</b>	Mike Liut	G	<b>12</b>	Dean Evason	C	<b>21</b>	Sylvain Cote	D	<b>31</b>	Richard Brodeur	G
<b>3</b>	Joel Quenneville	D	<b>15</b>	Dave Tippett	LW	<b>23</b>	Paul MacDermid	RW	<b>32</b>	Torrie Robertson	LW
<b>7</b>	Stewart Gavin	RW	<b>16</b>	Sylvain Turgeon	LW	<b>25</b>	Mike McEwen	D	<b>33</b>	Carey Wilson	C
<b>10</b>	Ron Francis	C	<b>17</b>	Brent Peterson	C	<b>27</b>	Scott Young	RW	<b>44</b>	Dave Babych	D

**FINAL ADAMS DIVISION STANDINGS**

	GP	W	L	T	GF	GA	PTS
MONTREAL	80	45	22	13	298	238	103
BOSTON	80	44	30	6	300	251	94
BUFFALO	80	37	32	11	283	305	85
HARTFORD*	80	35	38	7	249	267	77
QUEBEC	80	32	43	5	271	306	69

\*Lost to Montreal in Adams Division Semifinals 4-2.

**FINAL STATISTICS** *(Whalers games only)*

PLAYER	SCORING										PIM	PP	SH	GW	GT
	GP	G	A	PTS											
RON FRANCIS	80	25	50	75						87	11	1	3	0	
KEVIN DINEEN	74	25	25	50						217	5	0	4	1	
RAY FERRARO	68	21	29	50						81	6	0	2	0	
DAVE BABYCH	71	14	36	50						54	10	0	2	1	
SYLVAIN TURGEON	71	23	26	49						71	13	0	3	0	
JOHN ANDERSON	63	17	32	49						20	9	0	3	0	
ULF SAMUELSSON	76	8	33	41						159	3	0	0	0	
CAREY WILSON	36	18	20	38						22	7	1	5	0	
DAVE TIPPETT	80	16	21	37						32	1	2	2	0	
PAUL MacDERMID	80	20	15	35						139	4	0	2	0	
DEAN EVASON	77	10	18	28						115	5	0	0	0	
SYLVAIN COTE	67	7	21	28						30	0	1	1	0	
STEWART GAVIN	56	11	10	21						59	2	3	1	1	
MIKE MILLAR	28	7	7	14						6	4	0	2	0	
TORRIE ROBERTSON	63	2	8	10						293	0	0	1	0	
LINDSAY CARSON	27	5	4	9						30	1	1	1	0	
PAUL LAWLESS	28	4	5	9						16	0	0	1	0	
SCOT KLEINENDORST	44	3	6	9						86	0	0	0	0	
BRENT PETERSON	52	2	7	9						40	0	0	0	1	
JOEL QUENNEVILLE	77	1	8	9						44	0	0	0	0	
RANDY LADOUCEUR	68	1	7	8						91	0	0	1	0	
DANA MURZYN	33	1	6	7						45	1	0	0	0	
MARK REEDS	38	0	7	7						31	0	0	0	0	
DAVE WILLIAMS	26	6	0	6						87	1	0	1	0	
NEIL SHEEHY	26	1	4	5						116	0	0	0	0	
TIM MARTIN	5	1	2	3						14	0	0	0	0	
MIKE McEWEN	9	0	3	3						10	0	0	0	0	
MIKE LIUT	60	0	1	1						4	0	0	0	0	
CHARLES BOURGEOIS	1	0	0	0						0	0	0	0	0	
GORD SHERVEN	1	0	0	0						0	0	0	0	0	
BRAD SHAW	1	0	0	0						0	0	0	0	0	
PETER SIDORKIEWICZ	1	0	0	0						0	0	0	0	0	
DOUG JARVIS	2	0	0	0						2	0	0	0	0	
SHANE CHURLA	2	0	0	0						14	0	0	0	0	
MIKE VELLUCCI	2	0	0	0						11	0	0	0	0	
SCOTT YOUNG	7	0	0	0						2	0	0	0	0	
RICHARD BRODEUR	6	0	0	0						2	0	0	0	0	
STEVE WEEKS	18	0	0	0						2	0	0	0	0	

**GOALTENDING**

PLAYER	GP	MIN	GA	GAA	SO	W-L-T
MIKE LIUT	60	3326	187	3.18	2	25-28-5
RICHARD BRODEUR	6	340	15	2.65	0	4-2-0
STEVE WEEKS	18	918	55	3.59	0	6-7-2
PETER SIDORKIEWICZ	1	60	6	6.00	0	0-1-0

**COMPLETE RESULTS** *(\*Overtime)*

DATE	W/L	SCORE	OPP.	DATE	W/L	SCORE	OPP.
10/8	L	1-5	QUE	1/11	W	4-3	BOS
10/10	L	2-6	NYR	1/13	L	1-2	CHI
10/11	L	2-5	at BOS	1/14	L	2-3	at STL
10/14	L	1-3	at NJ	1/16	W	4-3	at LA
10/16	L	2-6	at WSH	1/19	W	6-3	at MIN
10/17	W	4-3*	NJ	1/21	W	4-3	NYI
10/21	W	5-3	at BUF	1/23	W	5-0	MIN
10/24	W	5-3	CHI	1/24	W	2-1*	DET
10/28	T	2-2*	BUF	1/27	L	1-5	at CGY
10/31	W	7-4	PHI	1/29	W	4-2	at VAN
11/1	W	5-1	at QUE	1/30	L	2-5	at EDM
11/4	T	2-2*	BOS	2/1	L	4-5	at MTL
11/6	L	1-3	at DET	2/3	L	2-5	MTL
11/7	L	3-5	QUE	2/6	L	4-5	at PIT
11/11	T	0-0*	MTL	2/7	W	4-2	TOR
11/14	L	1-4	at BOS	2/13	W	4-1	at MTL
11/16	T	3-3*	at MTL	2/15	L	4-5*	at PHI
11/18	W	9-1	BUF	2/17	W	4-3	WIN
11/21	L	3-4	WSH	2/20	L	0-3	at NYI
11/25	L	5-6	MTL	2/21	L	2-7	NYI
11/27	W	4-2	at BUF	2/23	W	3-2	BOS
11/28	W	4-2	at TOR	2/25	L	2-5	at BOS
12/2	L	3-5	BOS	2/27	L	3-4	BUF
12/3	L	2-5	at PHI	3/1	L	3-6	at WIN
12/5	W	2-1	BUF	3/2	W	2-1	at CHI
12/8	W	5-4	at QUE	3/5	W	3-1	NYR
12/9	W	5-4	WSH	3/8	L	4-6	at QUE
12/12	W	3-2	LA	3/9	W	5-4	LA
12/15	T	2-2*	VAN	3/12	L	0-5	at MTL
12/17	L	0-2	STL	3/13	L	1-4	QUE
12/19	W	4-3	at EDM	3/15	L	6-8	CGY
12/20	T	3-3*	at VAN	3/19	W	5-3	at STL
12/22	L	5-6*	at CGY	3/20	L	1-2	at NYR
12/26	L	2-4	QUE	3/22	W	4-3	WIN
12/27	L	3-5	at QUE	3/24	W	3-2	at DET
12/30	W	3-1	TOR	3/26	W	8-1	MIN
1/2	T	1-1*	NJ	3/27	W	4-2	MTL
1/6	L	1-5	EDM	3/31	L	2-3	at BUF
1/8	L	1-3	at BUF	4/2	W	4-2	BOS
1/9	W	5-4*	PIT	4/3	L	2-4	at PIT

**MAJOR TRADES**

**01/03/88** – Obtained Carey Wilson, Neil Sheehy and the rights to Lane MacDonald from CGY for Dana Murzyn and Shane Churla.

**01/22/88** – Obtained Lindsay Carson from PHI for Paul Lawless.

**03/08/88** – Obtained Richard Brodeur from VAN for Steve Weeks.

**SEASON HIGHLIGHTS**

- The Whalers start the year 0-5, then go 5-0-2 and follow that with an 0-3-3 stretch.
- Whalers record first win at Edmonton – December 19, 1987, 4-3.
- Head coach Jack Evans is fired and replaced by Larry Pleau – February 7, 1988.
- Kevin Dineen is first Whaler to start an NHL All-Star Game – February 9, 1988.
- Whalers set Hartford home attendance record with average of 14,574 per game.
- Ulf Samuelsson voted team MVP by players.

# 1986-87 IN REVIEW

## CLOSING GAME ROSTER *vs. Quebec Nordiques (away 4/16/87)*

<b>1</b>	Mike Liut	G	<b>11</b>	Kevin Dineen	RW	<b>18</b>	Mike Crombeen	RW	<b>31</b>	Steve Weeks	G
<b>3</b>	Joel Quenneville	D	<b>12</b>	Dean Evason	C	<b>20</b>	Mike Zuke	C	<b>32</b>	Torrie Robertson	LW
<b>5</b>	Ulf Samuelsson	D	<b>15</b>	Dave Tippett	LW	<b>21</b>	Sylvain Cote	D	<b>34</b>	Jack Brownschidle	D
<b>8</b>	Risto Siltanen	D	<b>16</b>	Sylvain Turgeon	LW	<b>26</b>	Ray Ferraro	C	<b>35</b>	Scot Kleinendorst	D
<b>10</b>	Ron Francis	C	<b>17</b>	Ray Neufeld	RW	<b>29</b>	Paul Fenton	LW	<b>36</b>	Paul MacDermid	RW

## FINAL ADAMS DIVISION STANDINGS

	GP	W	L	T	GF	GA	PTS
HARTFORD*	80	43	30	7	287	270	93
MONTREAL	80	41	29	10	277	241	92
BOSTON	80	39	34	7	301	276	85
QUEBEC	80	31	39	10	267	276	72
BUFFALO	80	28	44	8	280	308	64

\*Lost to Quebec in Adams Division Semifinals 4-2.

## COMPLETE RESULTS *(\*Overtime)*

DATE	W/L	SCORE	OPP.	DATE	W/L	SCORE	OPP.
10/11	W	6-5	CGY	1/10	L	3-4	at MIN
10/12	L	2-7	at BOS	1/12	L	5-7	at NJ
10/16	T	4-4*	WIN	1/14	W	3-1	BOS
10/18	L	3-6	PHI	1/15	L	4-6	at BOS
10/24	W	5-4	at BUF	1/17	L	1-6	WSH
10/25	W	3-2	BUF	1/19	W	5-4	at MTL
10/28	W	5-2	PIT	1/21	W	3-1	MTL
10/30	L	2-6	at TOR	1/23	W	3-2	QUE
11/1	T	2-2*	QUE	1/24	W	3-0	at TOR
11/2	T	3-3*	at QUE	1/27	L	2-4	at QUE
11/5	W	3-2	NYI	1/29	W	6-3	at BOS
11/8	L	3-4	at LA	1/31	L	2-4	at NYI
11/12	W	4-3	at VAN	2/3	W	8-6	at PIT
11/13	L	3-4	at CGY	2/4	L	1-3	BUF
11/15	W	6-2	EDM	2/6	W	5-2	at WSH
11/19	L	1-4	MTL	2/7	W	3-1	MTL
11/21	W	4-0	STL	2/14	L	2-5	at LA
11/22	W	6-3	at NYI	2/17	W	5-4	at CHI
11/26	W	3-0	BUF	2/18	W	6-3	at NJ
11/29	W	7-5	at MTL	2/21	L	3-6	CHI
12/1	L	1-4	at QUE	2/22	L	3-5	at BUF
12/3	W	2-1	QUE	2/25	W	6-4	BOS
12/4	W	2-1	at PHI	2/28	W	2-1	QUE
12/6	L	1-4	DET	3/1	T	5-5*	NJ
12/10	W	6-2	STL	3/3	W	5-3	DET
12/13	T	2-2*	VAN	3/5	W	10-2	BOS
12/14	L	3-4	at BUF	3/7	W	5-3	PHI
12/17	W	4-3	BUF	3/10	L	4-6	at QUE
12/18	W	6-5	at BOS	3/11	L	1-6	CGY
12/20	T	2-2*	at DET	3/13	W	3-0	at WIN
12/21	W	4-3*	at NYR	3/15	L	1-4	at EDM
12/23	W	2-0	BOS	3/18	W	5-3	at NYR
12/26	T	1-1*	MTL	3/21	W	5-1	MIN
12/27	L	2-6	at MTL	3/22	W	6-3	LA
12/30	W	3-1	at WSH	3/25	L	3-5	EDM
12/31	L	2-5	at MIN	3/28	W	5-4	PIT
1/3	L	2-3	CHI	3/29	W	7-4	VAN
1/4	W	8-3	TOR	4/1	L	2-3	at MTL
1/7	L	3-6	at STL	4/4	W	5-3	NYR
1/9	L	0-3	at WIN	4/5	L	0-6	at BUF

## MAJOR TRADES

**12/11/86** – Obtained Dave Semenko from EDM for a third-round 1988 draft pick (Trevor Sim).

**01/14/87** – Obtained Randy Ladouceur from DET for Dave Barr.

## FINAL STATISTICS *(Whalers games only)*

PLAYER	SCORING							PIM	PP	SH	GW	GT
	GP	G	A	PTS								
RON FRANCIS	75	30	63	93	45	7	0	7	0			
KEVIN DINEEN	78	40	39	79	110	11	0	7	0			
JOHN ANDERSON	76	31	44	75	19	7	0	5	0			
RAY FERRARO	80	27	32	59	42	14	0	2	0			
DEAN EVASON	80	22	37	59	67	7	2	2	1			
PAUL LAWLESS	60	22	32	54	14	4	0	2	1			
STEWART GAVIN	79	20	22	42	28	3	2	4	1			
DAVE BABYCH	66	8	33	41	44	7	0	1	0			
SYLVAIN TURGEON	41	23	13	36	45	6	0	4	0			
ULF SAMUELSSON	78	2	31	33	162	0	0	0	0			
DAVE TIPPETT	80	9	22	31	42	0	3	2	0			
DANA MURZYN	74	9	19	28	95	1	0	0	0			
DOUG JARVIS	80	9	13	22	20	0	2	2	0			
PAUL MacDERMID	72	7	11	18	202	0	0	1	0			
MIKE McEWEN	48	8	8	16	32	5	0	2	0			
DAVE SEMENKO	52	4	8	12	87	0	0	0	0			
SCOT KLEINENDORST	66	3	9	12	130	0	0	0	0			
JOEL QUENNEVILLE	37	3	7	10	24	0	1	1	0			
SYLVAIN COTE	67	2	8	10	20	0	0	0	0			
DAVE BARR	30	2	4	6	19	0	1	0	0			
RANDY LADOUCEUR	36	2	3	5	51	0	0	0	0			
MIKE MILLAR	10	2	2	4	0	1	0	0	0			
MIKE LIUT	59	0	2	2	4	0	0	0	0			
TIM BOTHWELL	4	1	0	1	0	0	0	0	0			
TORRIE ROBERTSON	20	1	0	1	98	0	0	1	0			
BILL GARDNER	8	0	1	1	0	0	0	0	0			
SHANE CHURLA	20	0	1	1	78	0	0	0	0			
GREG BRITZ	1	0	0	0	0	0	0	0	0			
PAT HUGHES	2	0	0	0	2	0	0	0	0			
BRAD SHAW	2	0	0	0	0	0	0	0	0			
WAYNE BABYCH	4	0	0	0	4	0	0	0	0			
YVES COURTEAU	4	0	0	0	0	0	0	0	0			
GORD SHERVEN	7	0	0	0	0	0	0	0	0			
STEVE WEEKS	25	0	0	0	0	0	0	0	0			
GOALTENDING												
PLAYER	GP	MINS	GA	GAA	SO	W-L-T						
MIKE LIUT	59	3471	187	3.23	4	31-22-5						
STEVE WEEKS	25	1368	78	3.42	1	12-8-2						

## SEASON HIGHLIGHTS

- Doug Jarvis plays in an NHL record 915th consecutive game – December 26, 1986.
- Kevin Dineen and Ulf Samuelsson are selected to play in Rendez-Vous '87 (February)
- All-Star series vs. Soviets – January 1987.
- Paul Lawless scores team record six points vs. Toronto – January 4, 1987.
- Ron Francis ties team record with six points (all assists) in a game vs. Boston – March 5, 1987.
- Whalers win Adams Division with 93 points, which is fourth best in the NHL.

**CLOSING GAME ROSTER** vs. *Montreal Canadiens (away 4/29/86)*

<b>1</b>	Mike Liut	G	<b>10</b>	Ron Francis	C	<b>17</b>	Wayne Babych	RW	<b>27</b>	Doug Jarvis	C
<b>3</b>	Joel Quenneville	D	<b>11</b>	Kevin Dineen	RW	<b>18</b>	Scot Kleinendorst	D	<b>28</b>	Paul Lawless	LW
<b>4</b>	Dana Murzyn	D	<b>12</b>	Dean Evason	C	<b>20</b>	John Anderson	LW	<b>31</b>	Steve Weeks	G
<b>5</b>	Ulf Samuelsson	D	<b>15</b>	Dave Tippett	LW	<b>23</b>	Paul MacDermid	RW	<b>32</b>	Torrie Robertson	LW
<b>7</b>	Stewart Gavin	RW	<b>16</b>	Sylvain Turgeon	LW	<b>24</b>	Tim Bothwell	D	<b>44</b>	Dave Babych	D

**FINAL ADAMS DIVISION STANDINGS**

	GP	W	L	T	GF	GA	PTS
QUEBEC	80	43	31	6	330	289	92
MONTREAL	80	40	33	7	330	280	87
BOSTON	80	37	31	12	311	288	86
HARTFORD*	80	40	36	4	332	302	84
BUFFALO	80	37	37	6	296	291	80

\*Defeated Quebec in Adams Division Semifinals 3-0; lost to Montreal in Adams Division Finals 4-3.

**COMPLETE RESULTS** (\*Overtime)

DATE	W/L	SCORE	OPP.	DATE	W/L	SCORE	OPP.
10/10	W	5-4	at BUF	1/12	L	2-4	at CHI
10/12	W	8-2	NYR	1/15	L	1-4	EDM
10/15	L	1-4	at QUE	1/17	W	11-6	QUE
10/17	W	4-3*	at NJ	1/18	W	5-2	at QUE
10/19	W	11-6	MTL	1/20	W	5-0	at NYR
10/23	L	2-9	at CHI	1/23	W	4-1	TOR
10/24	L	0-3	at PHI	1/25	W	7-2	WIN
10/26	L	3-5	at MTL	1/27	L	3-6	at BOS
10/29	W	4-3	at PIT	1/29	L	4-5	BOS
10/30	W	6-4	QUE	2/1	L	1-3	NYR
11/1	L	0-2	BUF	2/2	L	4-5	WSH
11/2	L	1-8	LA	2/6	L	3-4*	at DET
11/5	L	3-8	MTL	2/8	L	2-4	BUF
11/7	L	1-2	at BOS	2/9	L	3-6	NJ
11/9	W	4-3	at QUE	2/11	T	4-4*	at STL
11/13	W	5-2	MIN	2/14	L	4-5	at WIN
11/16	L	2-5	PHI	2/15	L	1-4	at MIN
11/21	L	0-3	at PHI	2/18	W	5-4	VAN
11/23	W	8-1	WIN	2/19	W	6-4	at BUF
11/27	W	9-0	at LA	2/22	L	3-6	at MTL
11/29	W	5-4	at VAN	2/23	L	2-8	STL
11/30	L	5-8	at EDM	2/26	L	2-5	MIN
12/4	L	5-8	at CGY	3/1	L	1-5	at PIT
12/7	W	7-2	BOS	3/2	W	4-1	BOS
12/11	L	1-3	MTL	3/5	W	5-1	BUF
12/13	W	6-4	at BUF	3/7	W	6-2	at BUF
12/14	W	5-4	PIT	3/8	L	3-6	QUE
12/16	T	4-4*	at MTL	3/10	W	5-2	at MTL
12/18	W	4-3	CGY	3/13	L	2-3	NYI
12/19	L	1-2	at BOS	3/15	W	11-4	CHI
12/21	W	7-6	NJ	3/18	W	6-4	at DET
12/23	L	3-6	NYI	3/19	W	5-2	at STL
12/26	W	4-3	at NYI	3/22	W	6-3	LA
12/28	W	6-3	at TOR	3/23	T	5-5*	BOS
12/29	W	5-2	DET	3/26	W	3-0	MTL
12/31	L	1-5	at QUE	3/29	T	6-6*	WSH
1/2	L	2-3	QUE	4/1	W	5-3	BUF
1/4	L	3-4	at EDM	4/3	L	2-4	at WSH
1/7	W	9-1	at CGY	4/5	W	7-1	TOR
1/10	W	4-3	at VAN	4/6	W	4-3	at BOS

**MAJOR TRADES**

**10/07/85** – Obtained Stewart Gavin from TOR for Chris Kotsopoulos.

**11/21/85** – Obtained Dave Babych from WPG for Ray Neufeld.

**03/08/86** – Obtained John Anderson from QUE for Risto Siltanen.

**FINAL STATISTICS** (Walers games only)

	SCORING								
PLAYER	GP	G	A	PTS	PIM	PP	SH	GW	GT
SYLVAIN TURGEON	76	45	34	79	88	13	0	5	0
RAY FERRARO	76	30	47	77	57	14	0	0	0
RON FRANCIS	53	24	53	77	24	7	1	4	1
KEVIN DINEEN	57	33	35	68	124	6	0	8	0
STEWART GAVIN	76	26	29	55	51	3	3	4	1
DAVE BABYCH	62	10	43	53	38	7	1	2	0
DEAN EVASON	55	20	28	48	65	5	2	4	0
PAUL LAWLESS	64	17	21	38	20	5	0	1	0
TORRIE ROBERTSON	76	13	24	37	358	3	0	0	0
DAVE TIPPETT	80	14	20	34	18	0	2	1	0
BOB CRAWFORD	57	14	20	34	16	4	0	2	0
RISTO SILTANEN	52	8	22	30	30	6	0	1	0
WAYNE BABYCH	37	11	17	28	59	2	0	2	0
DANA MURZYN	78	3	23	26	125	0	0	1	1
JOHN ANDERSON	14	8	17	25	2	1	0	1	0
JOEL QUENNEVILLE	71	5	20	25	83	1	0	1	0
ULF SAMUELSSON	80	5	19	24	172	0	1	1	0
DOUG JARVIS	57	8	16	24	20	0	3	0	0
PAUL MacDERMID	74	13	10	23	160	0	0	2	0
RAY NEUFELD	16	5	10	15	40	3	0	0	0
GREG MALONE	22	6	7	13	24	1	0	0	0
JORGEN PETERSSON	23	5	5	10	2	2	0	0	0
TIM BOTHWELL	62	2	8	10	53	0	0	0	0
SCOT KLEINENDORST	41	2	7	9	62	0	0	0	0
BILL GARDNER	18	1	8	9	4	0	0	0	0
MIKE McEWEN	10	3	2	5	6	0	0	0	0
MIKE HOFFMAN	6	1	2	3	2	0	0	0	0
BRAD SHAW	8	0	2	2	4	0	0	0	0
MIKE ZUKE	17	0	2	2	12	0	0	0	0
MIKE LIUT	57	0	2	2	0	0	0	0	0
STEVE WEEKS	27	0	1	1	9	0	0	0	0
PAUL FENTON	1	0	0	0	0	0	0	0	0
SYLVAIN COTE	2	0	0	0	0	0	0	0	0
JOHN NEWBERRY	3	0	0	0	0	0	0	0	0
MARK PATERSON	5	0	0	0	5	0	0	0	0
JACK BROWNSCHIDLE	9	0	0	0	4	0	0	0	0

**GOALTENDING**

PLAYER	GP	MINS	GA	GAA	SO	W-L-T
<b>MIKE LIUT</b>	57	3282	197	3.61	2	27-23-4
<b>STEVE WEEKS</b>	27	1544	99	3.85	1	13-13-0

**SEASON HIGHLIGHTS**

- Ron Francis breaks an ankle on January 18 and misses 27 games.
- Whalers host NHL All-Star Game – February 4, 1986.
- Whalers record first win ever at Montreal – March 10, 1986, 5-2.
- Whalers end the season with an 11-3-2 streak that gives them their first playoff berth since 1980.
- Whalers upset first place Quebec in opening playoff round sweep, before succumbing in seven games to Montreal, the eventual Stanley Cup winner.
- Emile Francis is named Hockey News and Sporting News NHL Executive of the Year – May 15, 1986.

# 1984-85 IN REVIEW

## CLOSING GAME ROSTER *vs. Quebec Nordiques (away 4/7/85)*

<b>1</b>	Mike Liut	G	<b>11</b>	Kevin Dineen	RW	<b>18</b>	Mike Crombeen	RW	<b>31</b>	Steve Weeks	G
<b>3</b>	Joel Quenneville	D	<b>12</b>	Dean Evason	C	<b>20</b>	Mike Zuke	C	<b>32</b>	Torrie Robertson	LW
<b>5</b>	Ulf Samuelsson	D	<b>15</b>	Dave Tippett	LW	<b>21</b>	Sylvain Cote	D	<b>34</b>	Jack Brownschidle	D
<b>8</b>	Risto Siltanen	D	<b>16</b>	Sylvain Turgeon	LW	<b>26</b>	Ray Ferraro	C	<b>35</b>	Scot Kleinendorst	D
<b>10</b>	Ron Francis	C	<b>17</b>	Ray Neufeld	RW	<b>29</b>	Paul Fenton	LW	<b>36</b>	Paul MacDermid	RW

## FINAL ADAMS DIVISION STANDINGS

	GP	W	L	T	GF	GA	PTS
MONTREAL	80	41	27	12	309	262	94
QUEBEC	80	41	30	9	323	275	91
BUFFALO	80	38	28	14	290	237	90
BOSTON	80	36	34	10	303	287	82
HARTFORD*	80	30	41	9	268	318	69

\*Did not make playoffs.

## COMPLETE RESULTS *(\*Overtime)*

DATE	W/L	SCORE	OPP.	DATE	W/L	SCORE	OPP.
10/11	T	4-4*	at NYR	1/15	L	2-5	CGY
10/13	W	3-2*	BOS	1/17	L	4-5	at MTL
10/14	L	2-4	at BOS	1/19	L	0-2	BUF
10/17	W	5-3	at TOR	1/22	L	5-8	MTL
10/18	W	7-3	DET	1/26	W	3-2	at BOS
10/20	W	3-2	VAN	1/27	L	4-8	BOS
10/23	L	4-9	at CGY	1/31	L	3-5	at LA
10/24	L	4-8	at WIN	2/1	L	3-4*	at VAN
10/27	W	5-3	at MIN	2/3	L	3-6	at EDM
10/28	W	4-1	at CHI	2/6	L	4-7*	CGY
10/31	L	3-5	QUE	2/7	L	5-7	at BOS
11/2	L	1-8	at BUF	2/9	T	2-2	NYR
11/3	T	4-4*	BUF	2/10	L	4-10	QUE
11/7	L	0-3	WIN	2/14	W	4-0	at NJ
11/10	W	1-0	at QUE	2/16	T	4-4*	at NYI
11/15	L	1-6	at PHI	2/17	L	4-5*	TOR
11/17	L	0-7	CHI	2/19	W	6-2	at WIN
11/21	L	2-4	at DET	2/21	W	4-3*	at NYR
11/22	W	9-3	PIT	2/23	L	1-2	LA
11/24	T	4-4*	PHI	2/24	L	2-3	STL
11/28	L	2-4	MIN	2/26	L	2-3	PHI
11/30	L	2-4	EDM	3/1	W	4-1	at NJ
12/1	L	4-8	at QUE	3/3	L	6-7*	VAN
12/3	L	3-9	at MTL	3/5	L	3-6	at BUF
12/5	W	5-3	MTL	3/7	L	0-4	at BOS
12/8	W	4-3	at NYI	3/9	L	3-4	at MTL
12/12	T	2-2*	BUF	3/10	T	5-5*	MTL
12/15	W	4-3*	MTL	3/13	T	3-3*	at LA
12/19	W	6-5	BOS	3/16	W	5-0	at STL
12/21	L	0-1	NYI	3/17	W	4-3	PIT
12/22	L	5-10	at MTL	3/20	W	3-2	STL
12/26	W	5-3	NJ	3/23	W	5-2	BOS
12/28	L	0-4	at PIT	3/24	W	2-1	QUE
12/29	L	2-3	at WSH	3/27	W	3-1	at WSH
1/2	L	3-7	at QUE	3/29	W	8-7	EDM
1/3	W	6-2	DET	3/30	L	1-2	BUF
1/5	W	4-3	CHI	4/2	L	1-2	at BUF
1/7	W	7-4	at TOR	4/4	W	2-0	WSH
1/8	T	4-4*	at BUF	4/6	W	2-1	QUE
1/12	L	4-5	at MIN	4/7	L	1-4	at QUE

## MAJOR TRADES

**08/31/84** – Obtained Steve Weeks from NYR for a third-round 1986 draft choice (Shawn Clouston).

**02/22/85** – Obtained Mike Liut and future considerations (Jorgen Pettersson on April 16, 1985) from STL for Greg Millen and Mark Johnson.

**03/12/85** – Obtained Dean Evason and Peter Sidorkiewicz from WSH for David A. Jensen.

## FINAL STATISTICS *(Whalers games only)*

	SCORING								
PLAYER	GP	G	A	PTS	PIM	PP	SH	GW	GT
RON FRANCIS	80	24	57	81	66	4	0	1	0
SYLVAIN TURGEON	64	31	31	62	67	11	0	3	2
RAY NEUFELD	76	27	35	62	129	12	0	2	2
GREG MALONE	76	22	39	61	67	6	0	4	0
MARK JOHNSON	49	19	28	47	21	10	0	2	1
RISTO SILTANEN	76	12	33	45	30	8	0	2	0
KEVIN DINEEN	57	25	16	41	120	8	4	2	1
TORRIE ROBERTSON	74	11	30	41	337	1	0	3	0
BOB CRAWFORD	45	14	14	28	8	2	0	0	0
RAY FERRARO	44	11	17	28	40	6	0	2	0
DAVE LUMLEY	48	8	20	28	98	1	0	0	0
JOEL QUENNEVILLE	79	6	16	22	96	0	0	2	0
DAVE TIPPETT	80	7	12	19	12	0	0	0	0
MIKE ZUKE	67	4	12	16	12	0	0	1	0
PAT BOUTETTE	33	6	8	14	51	0	0	2	0
PAUL FENTON	33	7	5	12	10	0	0	2	0
SYLVAIN COTE	67	3	9	12	17	1	0	1	0
PAUL MacDERMID	31	4	7	11	29	0	0	0	0
MIKE CROMBEEN	46	4	7	11	16	0	1	1	0
TONY CURRIE	13	3	8	11	2	1	0	0	0
MARK FUSCO	63	3	8	11	40	0	0	0	0
SCOT KLEINENDORST	35	1	8	9	69	0	0	0	0
CHRIS KOTSOPoulos	33	5	3	8	53	1	0	0	0
ULF SAMUELSSON	41	2	6	8	83	0	0	0	0
RANDY PIERCE	17	3	2	5	8	0	0	0	0
WALLY WEIR	34	2	3	5	56	0	0	0	0
RICHIE DUNN	13	1	4	5	2	0	0	0	0
JACK BROWNSCHIDLE	17	1	4	5	5	1	0	0	0
MARK PATERSON	13	1	3	4	24	0	0	0	0
DAVID JENSEN	13	0	4	4	6	0	0	0	0
MARTY HOWE	19	1	1	2	10	0	0	0	0
MIKE HOFFMAN	1	0	0	0	0	0	0	0	0
ED STANIOWSKI	1	0	0	0	0	0	0	0	0
DEAN EVASON	2	0	0	0	0	0	0	0	0
MIKE LIUT	12	0	0	0	2	0	0	0	0
STEVE WEEKS	24	0	0	0	0	0	0	0	0
GREG MILLEN	44	0	0	0	4	0	0	0	0

## GOALTENDING

PLAYER	GP	MINS	GA	GAA	SO	W-L-T
ED STANIOWSKI	1	20	1	3.00	0	0-0-0
MIKE LIUT	12	731	119	3.82	1	4-7-1
STEVE WEEKS	24	1457	92	3.79	2	10-12-2
GREG MILLEN	44	2659	187	4.22	1	16-22-6

## SEASON HIGHLIGHTS

- Greg Millen starts 22 consecutive games, beginning December 19.
- Whalers recall several youngsters from Binghamton in December, including Ulf Samuelsson, Kevin Dineen, Ray Ferraro and Paul MacDermid.
- Ron Francis is named team captain – February 22, 1985.
- Whalers go on nine-game unbeaten streak – March 10-29, 1985.



**CLOSING GAME ROSTER** vs. *New York Rangers (away 4/1/84)*

<b>1</b>	Ed Staniowski	G	<b>14</b>	Greg Malone	C	<b>22</b>	Doug Sulliman	RW	<b>30</b>	Greg Millen	G
<b>3</b>	Joel Quenneville	D	<b>15</b>	Dave Tippett	LW	<b>24</b>	Chris Kotsopoulos	D	<b>32</b>	Torrie Robertson	LW
<b>8</b>	Risto Siltanen	D	<b>16</b>	Sylvain Turgeon	LW	<b>25</b>	Bob Crawford	RW	<b>33</b>	Mark Fusco	D
<b>10</b>	Ron Francis	C	<b>17</b>	Ray Neufeld	RW	<b>26</b>	Tony Currie	RW	<b>34</b>	Jack Brownschidle	D
<b>12</b>	Mark Johnson	C	<b>20</b>	Mike Zuke	C	<b>27</b>	Marty Howe	D	<b>38</b>	Randy Pierce	LW

**FINAL ADAMS DIVISION STANDINGS**

	GP	W	L	T	GF	GA	PTS
BOSTON	80	49	25	6	336	261	104
BUFFALO	80	48	25	7	315	257	103
QUEBEC	80	42	28	10	360	278	94
MONTREAL	80	35	40	5	286	295	75
HARTFORD*	80	28	42	10	288	320	66

\*Whalers were most improved team in NHL from 82-83 with 21-point jump, but did not make playoffs.

**COMPLETE RESULTS** (\*Overtime)

DATE	W/L	SCORE	OPP.	DATE	W/L	SCORE	OPP.
10/5	L	3-5	at BUF	1/10	W	6-3	at MIN
10/8	W	4-3	BOS	1/13	T	3-3*	at CGY
10/9	L	1-4	at BOS	1/15	L	0-5	at VAN
10/13	T	4-4*	QUE	1/17	T	3-3*	NJ
10/15	W	6-4	at PIT	1/19	L	2-3	MTL
10/19	W	3-0	WSH	1/21	L	0-2	BOS
10/22	L	2-5	BUF	1/24	T	7-7*	at MTL
10/25	W	8-5	at LA	1/26	L	2-6	WIN
10/28	L	4-5*	at VAN	1/28	L	0-3	at QUE
10/30	L	1-6	at CHI	1/29	T	5-5*	QUE
11/1	L	2-6	at MTL	2/1	T	6-6*	at DET
11/2	W	5-4	NJH	2/4	W	7-3	at STL
11/5	W	2-1	LA	2/5	W	4-3	at CHI
11/6	L	2-4	at PHI	2/7	W	4-1	DET
11/8	W	6-4	MIN	2/11	L	3-6	CGY
11/12	W	6-1	CHI	2/12	W	11-0	EDM
11/15	L	4-6	at NYI	2/14	L	3-5	MTL
11/17	L	2-4	QUE	2/16	L	5-6*	at NJ
11/19	T	4-4*	at QUE	2/18	W	8-2	at TOR
11/23	L	3-4	MTL	2/19	L	2-5	at BUF
11/26	W	4-3*	NYR	2/23	W	3-2	BUF
11/30	L	2-6	VAN	2/25	W	9-7	PHI
12/3	W	7-2	STL	2/26	L	3-4	WSH
12/4	W	6-5	at PHI	3/3	T	3-3*	at BOS
12/6	L	1-4	at MTL	3/4	W	6-4	BOS
12/8	L	6-8	TOR	3/7	L	2-4	at WSH
12/10	T	5-5*	WIN	3/8	L	2-3	at MTL
12/13	L	2-3	at PIT	3/11	L	3-4*	at BUF
12/15	L	2-4	at BOS	3/13	L	0-2	at STL
12/17	L	1-4	BUF	3/15	W	5-3	TOR
12/20	L	2-7	BOS	3/17	L	2-4	PIT
12/21	W	6-3	at BUF	3/18	W	5-4	NYI
12/23	W	5-3	MIN	3/20	L	1-4	at CGY
12/26	L	1-2	MTL	3/21	L	3-5	at EDM
12/27	L	3-7	at QUE	3/24	W	3-2*	at QUE
12/30	L	3-9	LA	3/25	T	6-6*	QUE
1/3	L	1-7	at DET	3/27	W	4-1	BUF
1/5	W	4-2	NYI	3/29	L	3-4	at BOS
1/7	L	3-5	at EDM	3/31	W	5-3	NYR
1/8	L	3-4	at WIN	4/1	L	0-2	at NYR

**MAJOR TRADES**

**06/05/83** – Obtained Joel Quenneville and Richie Dunn from CGY for Mickey Volcan.

**10/03/83** – Selected Mike Zuke, Bob Crawford and Mike Crombeen from STL in the Waiver Draft.

**10/03/83** – Obtained Torrie Robertson from WSH for Greg Adams.

**02/27/84** – Obtained Scot Kleinendorst from NYR for Blaine Stoughton.

**FINAL STATISTICS** (Whalers games only)

SCORING											
PLAYER	GP	G	A	PTS	PIM	PP	SH	GW	GT		
MARK JOHNSON	79	35	52	87	27	13	1	2	2		
RON FRANCIS	72	23	60	83	45	5	0	5	1		
SYLVAIN TURGEON	76	40	32	72	55	18	0	3	11		
RAY NEUFELD	80	27	42	69	97	5	0	5	1		
BOB CRAWFORD	80	36	25	61	32	5	0	3	0		
GREG MALONE	78	17	37	54	56	3	0	2	0		
RISTO SILTANEN	75	15	38	53	34	12	0	0	0		
BLAINE STOUGHTON	54	23	14	37	4	7	0	2	1		
MIKE ZUKE	75	6	23	29	36	1	0	0	0		
TONY CURRIE	32	12	16	28	4	6	0	2	0		
RICHIE DUNN	63	5	20	25	30	0	0	0	0		
NORM DUPONT	40	7	15	22	12	2	0	0	0		
TORRIE ROBERTSON	66	7	14	21	198	0	0	2	0		
DOUG SULLIMAN	67	6	12	18	20	0	0	0	0		
CHRIS KOTSOPoulos	72	5	13	18	118	3	0	0	0		
DAN BOURBONNAIS	35	0	16	16	0	0	0	0	0		
JOEL QUENNEVILLE	80	5	8	13	95	0	2	0	0		
MARTY HOWE	69	0	11	11	34	0	0	0	0		
RANDY PIERCE	17	6	3	9	9	0	1	0	0		
ED HOSPODAR	59	0	9	9	163	0	0	0	0		
STEVE STOYANOVICH	23	3	5	8	11	0	0	1	0		
DAVE TIPPETT	17	4	2	6	2	0	1	0	0		
MIKE CROMBEEN	56	1	4	5	25	0	0	0	0		
JACK BROWNSCHIDLE	13	2	2	4	10	0	0	1	0		
MARK FUSCO	17	0	4	4	2	0	0	0	0		
PAUL LAWLESS	6	0	3	3	0	0	0	0	0		
GREG MILLEN	60	0	3	3	10	0	0	0	0		
MARK PATERSON	9	2	0	2	4	0	0	0	0		
ROSS YATES	7	1	1	2	4	0	0	0	0		
PAUL MacDERMID	3	0	1	1	0	0	0	0	0		
BOB HESS	3	0	0	0	0	0	0	0	0		
MIKE VEISOR	4	0	0	0	0	0	0	0	0		
GERRY McDONALD	5	0	0	0	4	0	0	0	0		
REID BAILEY	12	0	0	0	25	0	0	0	0		
ED STANIOWSKI	18	0	0	0	2	0	0	0	0		

**GOALTENDING**

PLAYER	GP	MINS	GA	GAA	SO	W-L-T
GREG MILLEN	60	3576	221	3.71	2	21-30-9
ED STANIOWSKI	18	1040	74	4.27	0	6-9-1
MIKE VEISOR	4	240	20	5.00	0	1-3-0

**SEASON HIGHLIGHTS**

- Emile Francis hired as Whalers general manager – May 2, 1983.
- Whalers, picking second overall, choose Sylvain Turgeon in the June NHL Entry Draft.
- Jack Evans is named head coach and Claude LaRose is named assistant coach – July 7, 1983.
- Whalers trounce Edmonton 11-0 as Ron Francis scores four goals – February 12, 1984.
- Whalers finish 21 points better than 1982-83, the best improvement in the league.
- Whalers drop goals against total from 403 to 320.
- Sylvain Turgeon named to NHL All-Rookie Team – May 16, 1984.

# 1982-83 IN REVIEW

## CLOSING GAME ROSTER *vs. Quebec Nordiques (away 4/3/83)*

<b>4</b>	Mickey Volcan	D	<b>11</b>	Paul Lawless	LW	<b>20</b>	Merlin Malinowski	C/LW	<b>25</b>	Mark Renaud	D
<b>5</b>	Pierre Lacroix	D	<b>12</b>	Mark Johnson	C	<b>21</b>	Blaine Stoughton	RW	<b>30</b>	Greg Millen	G
<b>7</b>	Russ Anderson	D	<b>14</b>	Michel Galarneau	C	<b>22</b>	Doug Sullivan	RW	<b>31</b>	Mike Veisor	G
<b>8</b>	Risto Siltanen	D	<b>17</b>	Ray Neufeld	RW	<b>23</b>	Ed Hospodar	D	<b>33</b>	Mike McDougal	RW
<b>10</b>	Ron Francis	C	<b>18</b>	Greg Adams	LW	<b>24</b>	Chris Kotsopoulos	D	<b>34</b>	Randy Gilhen	RW

## FINAL ADAMS DIVISION STANDINGS

	GP	W	L	T	GF	GA	PTS
BOSTON	80	50	20	10	327	228	110
MONTREAL	80	42	24	14	350	286	98
BUFFALO	80	38	29	13	318	285	89
QUEBEC	80	34	34	12	343	336	80
HARTFORD*	80	19	54	7	261	403	45

\*Did not make playoffs.

## COMPLETE RESULTS

DATE	W/L	SCORE	OPP.	DATE	W/L	SCORE	OPP.
10/6	L	1-2	at MTL	1/8	L	4-7	PHI
10/9	L	4-5	BOS	1/9	L	4-8	at PHI
10/10	T	4-4	at BUF	1/11	L	4-8	at MTL
10/14	T	4-4	EDM	1/13	W	4-2	MTL
10/16	W	6-5	VAN	1/15	W	2-1	NJ
10/20	L	2-4	at EDM	1/18	L	1-8	at NYI
10/21	L	3-10	at CGY	1/20	L	3-4	at LA
10/23	W	5-3	at LA	1/22	L	2-7	at MIN
10/26	L	1-8	at VAN	1/23	L	2-4	at CHI
10/30	L	2-4	DET	1/27	W	5-2	QUE
11/2	L	6-7	MIN	1/29	T	2-2	WIN
11/4	W	5-2	at BOS	2/1	L	3-12	at QUE
11/6	L	2-5	BUF	2/2	L	1-7	at TOR
11/7	L	2-6	at WSH	2/5	L	4-7	at BOS
11/10	W	7-5	QUE	2/9	L	5-6	DET
11/13	W	5-2	STL	2/12	W	4-2	at NYI
11/16	L	1-7	MTL	2/13	W	5-3	TOR
11/17	L	3-4	at PIT	2/15	L	2-5	LA
11/20	T	4-4	CGY	2/17	W	4-1	MTL
11/24	L	2-4	BUF	2/19	L	2-4	CHI
11/26	L	3-4	CHI	2/20	L	2-7	at DET
11/27	L	0-8	at BOS	2/23	L	3-11	at NYR
12/1	L	1-6	at NYR	2/25	L	3-5	at WIN
12/3	L	4-5	at NJ	2/27	L	3-4	BOS
12/4	W	5-2	NYR	3/1	L	5-6	BUF
12/6	L	2-11	at MTL	3/5	L	3-10	at QUE
12/8	W	7-4	MTL	3/6	L	3-7	QUE
12/11	W	7-4	PHI	3/8	L	4-9	EDM
12/12	W	3-1	at BUF	3/10	W	3-0	at NJ
12/14	T	3-3	at MIN	3/12	L	2-7	PIT
12/17	W	2-0	at WIN	3/15	L	1-5	at MTL
12/18	L	4-7	at STL	3/16	L	4-5	at WSH
12/21	L	2-3	PIT	3/20	T	2-2	CGY
12/23	L	1-5	BOS	3/22	L	1-4	STL
12/26	L	2-3	NYI	3/23	L	3-8	at BUF
12/28	L	1-4	at QUE	3/26	L	4-7	at BOS
12/30	T	4-4	WSH	3/27	W	5-1	BOS
1/1	L	5-7	at TOR	3/29	W	5-4	BUF
1/2	L	4-8	at BUF	4/2	L	4-5	QUE
1/6	L	4-6	VAN	4/3	L	5-6	at QUE

## MAJOR TRADES

**08/19/82** – Obtained Ken Linseman, Greg Adams and Philadelphia's first-round 1983 draft pick (David A. Jensen) for Mark Howe and third-round 1983 draft pick. On same day, Whalers obtained Risto Siltanen and Brent Loney from Edmonton for Ken Linseman and Don Nachbaur.

**10/01/82** – Obtained Mark Johnson and Kent-Erik Andersson from Minnesota for Jordy Douglas and a fifth-round 1984 draft pick (Jiri Poner).

## FINAL STATISTICS *(Whalers games only)*

	SCORING								
PLAYER	GP	G	A	PTS	PIM	PP	SH	GW	GT
RON FRANCIS	79	31	59	90	60	4	2	4	0
BLAINE STOUGHTON	72	45	31	76	27	10	0	8	0
MARK JOHNSON	73	31	38	69	28	5	3	5	1
RAY NEUFELD	80	26	31	57	86	4	0	1	1
DOUG SULLIMAN	77	22	19	41	14	8	0	0	0
PIERRE LAROUCHE	38	18	22	40	8	4	0	0	1
BOB SULLIVAN	62	18	19	37	18	5	0	0	0
PIERRE LACROIX	56	6	25	31	18	1	0	0	0
MARK RENAUD	77	3	28	31	37	1	0	0	0
CHRIS KOTSOPOULOS	68	6	24	30	125	3	0	0	0
RISTO SILTANEN	74	5	25	30	28	3	0	0	0
MERLIN MALINOWSKI	75	5	23	28	16	1	0	0	0
GREG ADAMS	79	10	13	23	216	1	0	1	0
MIKE McDUGAL	55	8	10	18	43	0	0	0	0
MICKEY VOLCAN	68	4	13	17	73	0	0	0	0
PAUL LAWLESS	47	6	9	15	4	1	0	0	0
WARREN MILLER	56	1	10	11	15	0	0	0	0
GEORGE LYLE	16	4	6	10	8	0	1	0	1
ED HOSPODAR	72	1	9	10	199	0	0	0	0
MICHEL GALARNEAU	38	5	4	9	21	0	0	0	0
RUSS ANDERSON	57	0	6	6	171	0	0	0	0
DAN FRIDGEN	11	2	2	4	2	0	0	0	0
ARCHIE HENDERSON	15	2	1	3	64	0	0	0	0
PAUL MARSHALL	13	1	2	3	0	0	0	0	0
GREG MILLEN	60	0	2	2	8	0	0	0	0
STEWART SMITH	18	1	0	1	25	0	0	0	0
RANDY GILHEN	2	0	1	1	0	0	0	0	0
MIKE HOFFMAN	2	0	1	1	0	0	0	0	0
BLAKE WESLEY	22	0	1	1	46	0	0	0	0
MARK PATERSON	2	0	0	0	0	0	0	0	0
JEFF BROWNSCHIDLE	4	0	0	0	0	0	0	0	0
RICK MEAGHER	4	0	0	0	0	0	0	0	0
PAUL MacDERMID	7	0	0	0	2	0	0	0	0
MIKE VEISOR	23	0	0	0	2	0	0	0	0

## GOALTENDING

PLAYER	GP	MINS	GA	GAA	SO	W-L-T
GREG MILLEN	60	3506	282	4.83	1	14-38-6
MIKE VEISOR	23	1277	118	5.54	1	5-16-1

## SEASON HIGHLIGHTS

- Whalers adopt long-pants look.
- Larry Kish named head coach – June 2, 1982.
- Blaine Stoughton suspended for the first eight games due to a preseason stick infraction.
- Larry Kish fired and replaced by Larry Pleau – January 15, 1983.
- John Cuniff coaches last eight Whalers games as Larry Pleau suffers from blood disorder.

**CLOSING GAME ROSTER** vs. *Boston Bruins (away 4/4/82)*

<b>3</b>	Paul Shmyr	D	<b>11</b>	Jordy Douglas	LW	<b>23</b>	Paul MacDermid	RW	30	Greg Millen	C
<b>4</b>	Ron Francis	C	<b>14</b>	Dave Keon	C	<b>25</b>	Mark Renaud	D	31	Mike Veisor	G
<b>5</b>	Mark Howe	D	<b>20</b>	Rick Meagher	C	<b>26</b>	Don Nachbaur	LW	32	Dan Fridgen	LW
<b>6</b>	Blake Wesley	D	<b>21</b>	Blaine Stoughton	RW	<b>27</b>	Warren Miller	RW	33	Jeff Brownschidle	D
<b>8</b>	Gary Howatt	LW	<b>22</b>	Doug Sulliman	RW	<b>28</b>	Pierre Larouche	C			

**FINAL SOUTHEAST DIVISION STANDINGS**

	GP	W	L	T	GF	GA	PTS
MONTREAL	80	46	17	17	360	223	109
BOSTON	80	43	27	10	323	285	96
BUFFALO	80	39	26	15	307	273	93
QUEBEC	80	33	31	16	356	345	82
HARTFORD*	80	21	41	18	264	351	60

\*Did not make playoffs.

**COMPLETE RESULTS**

DATE	W/L	SCORE	OPP.	DATE	W/L	SCORE	OPP.
10/6	L	5-6	at QUE	1/9	L	2-3	BUF
10/8	T	5-5	at MTL	1/11	L	2-6	at QUE
10/10	T	1-1	BOS	1/16	T	3-3	at BOS
10/15	L	2-7	MTL	1/17	L	1-7	at BUF
10/17	W	8-1	DET	1/20	W	4-2	QUE
10/21	L	2-5	at EDM	1/23	T	2-2	at DET
10/23	T	2-2	at VAN	1/25	W	6-5	at CHI
10/24	L	3-7	at CGY	1/27	W	3-1	CGY
10/29	T	6-6	NYI	1/30	W	3-2	BOS
10/31	T	2-2	CHI	1/31	T	4-4	QUE
11/1	L	1-4	at BOS	2/2	W	5-3	at LA
11/4	L	1-4	VAN	2/5	T	4-4	at COL
11/7	W	4-2	MIN	2/6	W	4-2	at STL
11/8	T	2-2	at BUF	2/10	T	3-3	at PIT
11/11	T	4-4	EDM	2/13	L	2-3	NYR
11/12	L	3-5	at PHI	2/14	L	1-9	NYI
11/14	L	0-4	WSH	2/16	L	2-7	at CGY
11/18	W	8-5	TOR	2/19	L	4-7	at EDM
11/19	L	1-6	at BOS	2/20	L	2-4	at VAN
11/21	L	3-7	at QUE	2/22	L	7-8	at MIN
11/25	T	3-3	QUE	2/24	W	4-3	BOS
11/28	W	6-2	WSH	2/27	L	1-7	at WSH
11/29	L	3-6	at MTL	2/28	L	0-5	MTL
12/2	W	5-3	at TOR	3/3	T	3-3	at BUF
12/4	L	2-4	BUF	3/6	T	2-2	BUF
12/6	W	5-3	at NYR	3/7	W	7-6	LA
12/9	W	5-1	STL	3/10	W	6-2	WIN
12/12	L	2-4	COL	3/13	L	0-5	at MTL
12/13	L	1-6	at CHI	3/14	L	3-4	COL
12/16	L	1-6	MTL	3/16	W	7-5	at QUE
12/19	T	5-5	LA	3/18	W	4-1	BUF
12/20	L	2-8	at BUF	3/20	L	2-5	PHI
12/22	W	3-2	at DET	3/21	L	3-5	at PHI
12/26	L	6-9	BOS	3/24	T	3-3	QUE
12/27	W	7-3	TOR	3/27	L	4-5	at NYI
12/29	L	1-6	at STL	3/28	L	2-5	MIN
12/30	W	6-1	at WIN	3/30	L	4-6	at MTL
1/2	L	4-9	at PIT	3/31	L	1-5	MTL
1/3	L	4-6	PIT	4/3	T	3-3	NYR
1/6	L	4-5	WIN	4/4	L	2-7	at BOS

**MAJOR TRADES****06/15/81** – Greg Millen signed as a free agent from PIT.**06/29/81** – Pat Boutette and Kevin McClelland awarded to PIT as compensation for Greg Millen.**10/02/81** – Obtained Garry Howatt from NYI for a fifth-round 1983 draft pick (Bob Caufield).**10/02/81** – Obtained Doug Sulliman, Chris Kotsopoulos and Gerry McDonald from NYR for Mike Rogers.**12/21/81** – Obtained Pierre Larouche from MTL for a flip-flop of first-round picks in 1984, Hartford's second pick in 1984 and a switch of third-round positions in 1985.**FINAL STATISTICS** (*Whalers games only*)

	SCORING								
PLAYER	GP	G	A	PTS	PIM	PP	SH	GW	GT
BLAINE STOUGHTON	80	52	39	91	57	13	1	4	4
DOUG SULLIMAN	77	29	40	69	39	5	0	4	0
RON FRANCIS	59	25	43	68	51	12	0	1	1
MARK HOWE	76	8	45	53	18	3	0	1	0
PIERRE LAROCHE	45	25	25	50	12	11	1	1	1
GARRY HOWATT	80	18	32	50	242	1	0	2	0
RICK MEAGHER	65	24	19	43	51	2	1	2	2
CHRIS KOTSOPoulos	68	13	20	33	147	5	0	1	1
BLAKE WESLEY	78	9	18	27	123	3	0	1	0
DON NACHBAUR	77	5	21	26	117	0	0	0	1
WARREN MILLER	74	10	12	22	68	1	1	0	1
RICK MacLEISH	34	6	16	22	16	4	0	0	0
DAVE KEON	78	8	11	19	6	0	1	1	0
MARK RENAUD	48	1	17	18	39	0	0	0	0
JORDY DOUGLAS	30	10	7	17	44	4	0	2	0
GEORGE LYLE	14	2	12	14	9	1	0	0	0
DAN BOURBONNAIS	24	3	9	12	11	0	0	0	0
PAUL SHMYR	66	1	11	12	134	0	0	0	0
RAY NEUFELD	19	4	3	7	4	1	0	0	0
MICKEY VOLCAN	26	1	5	6	29	1	0	0	0
JACK McILHARGEY	50	1	5	6	60	0	0	0	0
NORM BARNES	20	1	4	5	19	0	0	0	1
DON GILLEN	34	1	4	5	22	0	0	0	0
GREG MILLEN	55	0	5	5	2	0	0	0	0
TOM ROWE	21	4	0	4	36	1	1	0	0
RUSS ANDERSON	25	1	3	4	85	0	0	1	0
MARTY HOWE	13	0	4	4	2	0	0	0	0
STEWART SMITH	17	0	3	3	15	0	0	0	0
ROB McCLANAHAN	17	0	3	3	11	0	0	0	0
RANDY MacGREGOR	2	1	1	2	2	0	0	0	0
PAUL MacDERMID	3	1	0	1	2	0	0	0	0
GILLES LUPIEN	1	0	1	1	2	0	0	0	0
MIKE FIDLER	2	0	1	1	0	0	0	0	0
DAN FRIDGEN	2	0	1	1	0	0	0	0	0
JEFF BROWNSCHIDLE	3	0	1	1	2	0	0	0	0
MIKE VEISOR	13	0	1	1	0	0	0	0	0
JOHN GARRETT	16	0	1	1	2	0	0	0	0
MIKE McDUGAL	3	0	0	0	0	0	0	0	0
GERRY McDONALD	3	0	0	0	0	0	0	0	0
GLENN MERKOSKY	7	0	0	0	2	0	0	0	0
MICHEL GALARNEAU	10	0	0	0	4	0	0	0	0
GOALTENDING									
PLAYER	GP	MINS	GA	GAA	SO	W-L-T			
JOHN GARRETT	16	897	63	4.21	0	5-6-4			
GREG MILLEN	55	3195	229	4.30	0	11-30-12			
MIKE VEISOR	13	701	53	4.54	0	5-5-2			

**SEASON HIGHLIGHTS**

- Rick Ley, battling severe knee injuries, retires – September 9, 1981.
- Whalers recall first-round draft pick Ron Francis from the Sault Ste. Marie Greyhounds – November 14, 1981.
- Rick Ley's #2 retired – December 26, 1981.
- Whalers reel off a 6-0-4 streak between January 20 and February 10.
- Dave Keon announces retirement at conclusion of the season.
- Blaine Stoughton tops the 50-goal mark for the second time in his NHL career.

# 1980-81 IN REVIEW

## CLOSING GAME ROSTER *vs. Pittsburgh Penguins (home 4/5/81)*

<b>1</b>	Mike Veisor	G	<b>15</b>	Dave Debol	C	<b>23</b>	Gilles Lupien	D	<b>31</b>	Mike Fidler	LW
<b>3</b>	Al Sims	D	<b>17</b>	Mike Rogers	C	<b>24</b>	Kevin Kemp	D	<b>33</b>	Stuart Smith	D
<b>5</b>	Mark Howe	D	<b>20</b>	Rick Meagher	C	<b>25</b>	Norm Barnes	D	<b>35</b>	John Garrett	G
<b>12</b>	Tom Rowe	RW	<b>21</b>	Blaine Stoughton	RW	<b>26</b>	Don Nachbaur	LW			
<b>14</b>	Dave Keon	C	<b>22</b>	Jeff Brubaker	LW	<b>27</b>	Warren Miller	RW			

## FINAL NORRIS DIVISION STANDINGS

	GP	W	L	T	GF	GA	PTS
MONTREAL	80	45	22	13	332	232	103
LOS ANGELES	80	43	24	13	337	290	99
PITTSBURGH	80	30	37	13	302	345	73
HARTFORD*	80	21	41	18	292	372	60
DETROIT	80	19	43	18	252	339	56

\*Did not make playoffs.

## COMPLETE RESULTS

DATE	W/L	SCORE	OPP.	DATE	W/L	SCORE	OPP.
10/9	L	6-8	at STL	1/10	W	5-3	at WPG
10/11	L	3-9	at MIN	1/12	L	2-5	STL
10/12	T	3-3	at BUF	1/14	L	4-5	LA
10/15	W	5-2	at PIT	1/17	L	2-3	CHI
10/18	W	4-2	DET	1/18	L	2-3	at WSH
10/19	T	3-3	NYI	1/21	T	6-6	STL
10/22	W	3-0	COL	1/23	L	2-4	CGY
10/25	W	4-2	QUE	1/24	L	4-7	at TOR
10/26	L	1-6	at PHI	1/28	W	6-3	COL
10/29	W	5-3	DET	1/30	T	5-5	TOR
10/30	L	2-8	at MTL	1/31	L	3-5	BUF
11/1	T	4-4	VAN	2/2	L	2-4	at QUE
11/5	L	1-6	at STL	2/4	T	3-3	BOS
11/6	T	3-3	at COL	2/7	L	2-6	CHI
11/8	L	4-5	PHI	2/8	T	6-6	at PHI
11/12	L	1-5	MIN	2/12	T	2-2	at DET
11/15	L	4-8	WSH	2/14	L	4-7	at MIN
11/16	L	3-7	at NYR	2/15	T	4-4	at CHI
11/20	L	0-5	at NYI	2/18	T	3-3	WPG
11/22	W	4-3	VAN	2/19	L	2-6	at PIT
11/23	L	3-11	at CHI	2/22	W	6-5	NYR
11/26	W	8-4	WPG	2/25	W	3-2	MIN
11/28	W	6-4	EDM	2/27	L	1-5	at CGY
11/29	L	2-5	BUF	3/1	L	0-3	at VAN
12/2	L	2-5	at LA	3/3	L	4-5	at COL
12/3	T	4-4	at VAN	3/6	W	5-3	at BUF
12/6	W	5-3	at CGY	3/8	L	4-5	CGY
12/7	L	4-6	at EDM	3/10	T	4-4	at DET
12/10	W	8-5	at WPG	3/11	L	2-5	WSH
12/13	T	5-5	LA	3/14	L	2-6	at NYR
12/17	W	5-4	BOS	3/15	L	2-4	at BOS
12/20	T	4-4	at BOS	3/18	W	9-3	MTL
12/21	L	5-6	at QUE	3/21	L	4-6	NYR
12/23	W	7-2	at TOR	3/22	T	3-3	TOR
12/26	W	9-7	PIT	3/25	L	2-7	EDM
12/27	T	5-5	NYI	3/27	W	5-3	at WSH
1/2	L	1-3	MTL	3/29	L	1-4	PHI
1/3	L	1-8	at NYI	4/1	W	5-4	QUE
1/7	L	3-5	at LA	4/3	L	1-6	at MTL
1/9	T	6-6	at EDM	4/5	L	4-5	PIT

## MAJOR TRADES

**06/05/80** – Obtained Rick Meagher from MTL for flip-flop of draft positions in third and fifth rounds in 1981.

**11/21/80** – Obtained Norm Barnes and Jack McIlhargey from PHI for a second-round draft pick in 1982 (Peter Ihnacek).

**12/16/80** – Obtained Mike Fidler from MIN for Gordie Roberts.

## FINAL STATISTICS *(Whalers games only)*

PLAYER	SCORING										PIM	PP	SH	GW	GT
	GP	G	A	PTS											
MIKE ROGERS	80	40	65	105	32	10	4	1	0						
PAT BOUTETTE	80	28	52	80	160	8	2	3	1						
BLAINE STOUGHTON	71	43	30	73	56	10	2	6	1						
MARK HOWE	63	19	46	65	54	7	2	3	0						
AL SIMS	80	16	36	52	68	5	0	1	0						
DAVE KEON	80	13	34	47	26	2	0	1	0						
WARREN MILLER	77	22	22	44	37	3	3	1	0						
TOM ROWE	74	13	28	41	190	1	0	1	0						
DON NACHBAUR	77	16	17	33	139	2	0	1	0						
DAVE DEBOL	44	14	12	26	70	2	0	0	1						
JORDY DOUGLAS	55	13	9	22	29	3	0	1	0						
MIKE FIDLER	38	9	9	18	4	2	0	0	0						
RICK MEAGHER	27	7	10	17	19	0	0	0	0						
THOMMY ABRAHAMSSON	32	6	11	17	16	4	0	1	0						
RAY NEUFELD	52	5	10	15	44	0	0	0	0						
BERNIE JOHNSTON	25	4	11	15	8	0	0	0	0						
GORDIE ROBERTS	27	2	11	13	81	1	0	0	0						
MICKEY VOLCAN	49	2	11	13	26	0	0	0	0						
NORM BARNES	54	1	10	11	82	0	0	0	0						
JEFF BRUBAKER	43	5	3	8	93	0	0	0	0						
MICHEL GALARNEAU	30	2	6	8	9	0	0	1	0						
STUART SMITH	38	1	7	8	55	0	0	0	0						
NICK FOTIU	42	4	3	7	79	0	0	0	0						
JACK McILHARGEY	48	1	6	7	142	0	0	0	0						
GILLIES LUPIEN	20	2	4	6	39	0	0	0	0						
STEVE ALLEY	8	2	2	4	11	0	0	0	0						
RICK LEY	16	0	2	2	20	0	0	0	0						
MARK RENAUD	4	1	0	1	0	0	0	0	0						
RAY ALLISON	6	1	0	1	0	0	0	0	0						
MARTY HOWE	12	0	1	1	25	0	0	0	0						
JOHN GARRETT	54	0	1	1	2	0	0	0	0						
KEN HOLLAND	1	0	0	0	0	0	0	0	0						
KEVIN KEMP	3	0	0	0	4	0	0	0	0						
KEVIN ARTHUR	3	0	0	0	0	0	0	0	0						
MIKE VEISOR	29	0	0	0	0	0	0	0	0						

## GOALTENDING

PLAYER	GP	MINS	GA	GAA	SO	W-L-T
MIKE VEISOR	29	1580	118	4.48	1	6-13-6
JOHN GARRETT	54	3145	241	4.60	0	15-27-12
KEN HOLLAND	1	60	7	7.00	0	0-1-0

## SEASON HIGHLIGHTS

- Blaine Stoughton sits out the first eight games in a contract dispute.
- Gordie Howe's #9 retired – February 18, 1981.
- Larry Pleau replaces fired head coach Don Blackburn – February 20, 1981.
- Pleau replaces fired Jack Kelley as director of hockey operations – April 1, 1981.
- Mike Rogers records second straight 100-point campaign.

**CLOSING GAME ROSTER** vs. *Montreal Canadiens (away 4/11/80)*

<b>1</b>	Al Smith	G	<b>9</b>	Gordie Howe	C	<b>16</b>	Bobby Hull	LW	<b>25</b>	Steve Alley	LW
<b>3</b>	Al Sims	D	<b>10</b>	Ray Neufeld	RW	<b>17</b>	Mike Rogers	D	<b>28</b>	Pat Boutette	LW
<b>5</b>	Mark Howe	D	<b>12</b>	Tom Rowe	RW	<b>18</b>	Marty Howe	D	<b>32</b>	Larry Giroux	D
<b>7</b>	Gordie Roberts	D	<b>14</b>	Dave Keon	C	<b>23</b>	Nick Fotiu	LW	<b>35</b>	John Garrett	G
<b>8</b>	Ray Allison	RW	<b>15</b>	Dave Debol	C	<b>24</b>	Bernie Johnston	LW			

**FINAL NORRIS DIVISION STANDINGS**

	GP	W	L	T	GF	GA	PTS
MONTREAL	80	47	20	13	328	240	107
LOS ANGELES	80	30	36	14	290	313	74
PITTSBURGH	80	30	37	13	251	303	73
HARTFORD*	80	27	34	19	303	312	73
DETROIT	80	26	43	11	268	306	63

\*Lost to Montreal in first round of playoffs 3-0.

**FINAL STATISTICS** (*Whalers games only*)

PLAYER	SCORING /								
	GP	G	A	PTS	PIM	PP	SH	GW	GT
MIKE ROGERS	80	44	61	105	10	3	2	0	0
BLAINE STOUGHTON	80	56	44	100	16	16	2	9	3
MARK HOWE	74	24	56	80	20	5	2	3	1
DAVE KEON	76	10	52	62	10	0	0	0	0
JORDY DOUGLAS	77	33	24	57	39	5	0	5	1
PAT BOUTETTE	47	13	31	44	75	3	0	0	0
GORDIE HOWE	80	15	26	41	42	2	0	0	1
AL SIMS	76	10	31	41	30	2	0	1	1
GORDIE ROBERTS	80	8	28	36	89	1	0	1	0
GREG CARROLL	71	13	19	32	24	0	1	2	0
RAY ALLISON	64	16	12	28	13	0	0	2	1
DAVE DEBOL	48	12	14	26	4	0	0	1	0
BERNIE JOHNSTON	32	8	13	21	8	0	0	0	0
RICK LEY	65	4	16	20	92	0	0	1	0
NICK FOTIU	74	10	8	18	107	0	0	0	0
ALAN HANGSLEBEN	37	3	15	18	69	0	0	1	0
ANDRE LACROIX	29	3	14	17	2	1	0	0	0
TOM ROWE	20	6	4	10	30	1	0	1	0
RON PLUMB	26	3	4	7	14	0	0	0	0
BOBBY HULL	9	2	5	7	0	1	0	0	0
LARRY GIROUX	47	2	5	7	44	0	0	0	1
BILL BENNETT	24	3	3	6	63	2	0	0	0
TIM SHEEHY	12	2	1	3	0	0	0	0	0
JIM WARNER	32	0	3	3	32	0	0	0	0
STEVE ALLEY	7	1	1	2	0	0	0	0	0
BRIAN HILL	19	1	1	2	4	0	0	0	1
MARK RENAUD	13	0	2	2	4	0	0	0	0
JOHN GARRETT	52	0	2	2	12	0	0	0	0
RAY NEUFELD	8	1	0	1	0	0	0	0	0
JEFF BRUBAKER	3	0	1	1	2	0	0	0	0
BOB STEPHENSON	4	0	1	1	0	0	0	0	0
MIKE ANTONOVICH	5	0	1	1	2	0	0	0	0
MARTY HOWE	6	0	1	1	4	0	0	0	0
CHUCK LUKSA	8	0	1	1	4	0	0	0	0
AL SMITH	30	0	1	1	10	0	0	0	0
JEAN SAVARD	1	0	0	0	0	0	0	0	0
STUART SMITH	4	0	0	0	0	0	0	0	0
RICK HODGSON	6	0	0	0	6	0	0	0	0
MAYNARD SCHURMAN	7	0	0	0	0	0	0	0	0

**GOALTENDING**

PLAYER	GP	MINS	GA	GAA	SO	W-L-T
AL SMITH	30	1754	107	3.66	2	11-10-8
JOHN GARRETT	52	3046	202	3.98	0	16-24-11

**SEASON HIGHLIGHTS**

- All-time WHA scoring king Andre Lacroix retires – December 20, 1979.
- Whalers re-open the Hartford Civic Center with a 7-3 win over Los Angeles – February 6.
- Whalers retire John McKenzie's #19 – February 27, 1980.
- Whalers sign hockey legend Bobby Hull – February 27, 1980.
- Gordie Howe scores his 800th career NHL regular season goal – February 29, 1980.
- Blaine Stoughton ties for NHL goal scoring lead with 56.
- Mike Rogers finishes eighth in NHL scoring with 105 points.

**COMPLETE RESULTS**

DATE	W/L	SCORE	OPP.	DATE	W/L	SCORE	OPP.
10/11	L	1-4	at MIN	1/17	W	7-1	PIT
10/13	T	3-3	at PIT	1/19	W	5-3	CHI
10/14	T	3-3	at CHI	1/21	W	7-2	WIN
10/17	L	1-3	at BUF	1/24	L	2-7	MTL
10/19	W	6-3	LA	1/26	L	2-3	at NYI
10/20	L	1-6	at NYI	1/28	W	6-1	ATL
10/24	T	2-2	at QUE	1/30	W	8-2	BOS
10/26	L	1-2	NYI	2/2	L	3-5	at ATL
10/28	T	2-2	at NYR	2/3	W	5-3	NYI
10/31	W	4-2	at TOR	2/6	W	7-3	LA
11/2	W	5-3	TOR	2/8	T	4-4	COL
11/6	W	7-2	at COL	2/10	L	2-6	MIN
11/9	L	2-4	CHI	2/12	T	5-5	VAN
11/11	T	5-5	at CHI	2/15	W	5-4	WIN
11/14	L	2-3	at WIN	2/16	L	3-5	at TOR
11/17	W	4-0	EDM	2/18	W	6-4	NYR
11/18	L	4-5	at BOS	2/19	W	6-2	EDM
11/21	W	5-3	BUF	2/23	W	6-5	at ATL
11/24	T	4-4	QUE	2/26	L	5-9	at QUE
11/25	W	4-2	ATL	2/27	L	3-6	BOS
11/27	L	2-6	at PHI	2/29	W	3-0	STL
11/30	W	7-5	PIT	3/1	W	6-3	at STL
12/1	T	4-4	at MTL	3/6	L	3-4	at BUF
12/4	T	3-3	at WSH	3/8	L	5-9	at WSH
12/7	L	4-7	NYR	3/9	T	1-1	at BOS
12/9	L	0-3	at EDM	3/12	T	4-4	at DET
12/11	L	3-5	at VAN	3/13	W	3-1	VAN
12/12	L	4-7	at LA	3/15	W	4-1	COL
12/15	L	5-6	at COL	3/16	L	1-6	MIN
12/19	W	5-4	WSH	3/19	T	5-5	MTL
12/22	L	2-4	BUF	3/21	T	5-5	PHI
12/23	L	2-4	at PHI	3/22	T	5-5	at MTL
12/26	T	4-4	PHI	3/24	L	5-7	STL
12/29	L	0-3	at STL	3/26	L	0-7	at WIN
1/2	T	3-3	at EDM	3/28	T	4-4	at VAN
1/4	L	3-6	WSH	3/29	T	2-2	at LA
1/6	L	1-2	DET	4/1	L	4-5	TOR
1/7	L	2-5	at NYR	4/2	L	4-6	at PIT
1/9	L	2-6	at MIN	4/4	W	9-2	QUE
1/12	W	6-4	at DET	4/6	W	5-3	DET

**MAJOR TRADES****12/24/79** – Obtained Pat Boutette from TOR for Bob Stephenson.**01/17/80** – Obtained Tom Rowe from WSH for Alan Hangesleben.**02/27/80** – Obtained Bobby Hull from WPG for future considerations.

## RECORDS

YEAR	GP	W	L	T	OTL	PTS	GF	GA	YEAR	GP	W	L	T	OTL	PTS	GF	GA
1972-73 (WHA-BOS)	78	46*	30	2		94*	318*	263	1994-95 (NHL-HFD)	48	19	24	5		43	127	141
1973-74 (WHA-BOS)	78	43#	31	4		90#	291	260	1995-96 (NHL-HFD)	82	34	39	9		77	237	259
1974-75 (WHA-HFD)	78	43#	30	5		91#	274#	279	1996-97 (NHL-HFD)	82	32	39	11		75	226	256
1975-76 (WHA-HFD)	80	33	40	7*		73	255	290	1997-98 (NHL-CAR)	82	33	41	8		74	200	219
1976-77 (WHA-HFD)	81	35	40	6		76	275	290	1998-99 (NHL-CAR)	82	34#	30	18		86#	210	202
1977-78 (WHA-HFD)	80	44	31	5*		93	335	269	1999-00 (NHL-CAR)	82	37	35	10	0	84	217	216
1978-79 (WHA-HFD)	80	37	34	9*		83	298	287	2000-01 (NHL-CAR)	82	38	32	9	3	88	212	225
1979-80 (NHL-HFD)	80	27	34	19		73	303	312	2001-02 (NHL-CAR)	82	35	26	16*	5	91#	217	217
1980-81 (NHL-HFD)	80	21	41	18		60	292	372	2002-03 (NHL-CAR)	82	22	43	11	6	61	171	240
1981-82 (NHL-HFD)	80	21	41	18		60	264	351	2003-04 (NHL-CAR)	82	28	34	14	6	76	172	209
1982-83 (NHL-HFD)	80	19	54*	7		45	261	403*	2005-06 (NHL-CAR)	82	52#	22	8		112#	294#	260
1983-84 (NHL-HFD)	80	28	42	10		66	288	320	2006-07 (NHL-CAR)	82	40	34	8		88	241	253
1984-85 (NHL-HFD)	80	30	41	9		69	268	318	2007-08 (NHL-CAR)	82	43	33	6		92	250	246
1985-86 (NHL-HFD)	80	40	36	4		84	332#	302	2008-09 (NHL-CAR)	82	45	30	7		97	239	226
1986-87 (NHL-HFD)	80	43#	30	7		93#	287	270	2009-10 (NHL-CAR)	82	35	37	10		80	230	256
1987-88 (NHL-HFD)	80	35	38	7		77	249	267	2010-11 (NHL-CAR)	82	40	31	11		91	236	239
1988-89 (NHL-HFD)	80	37	38	5		79	299	290	2011-12 (NHL-CAR)	82	33	33	16		82	213	243
1989-90 (NHL-HFD)	80	38	33	9		85	275	268	2012-13 (NHL-CAR)	48	19	25	4		42	128	160
1990-91 (NHL-HFD)	80	31	38	11		73	238	276	2013-14 (NHL-CAR)	82	36	35	11		83	207	230
1991-92 (NHL-HFD)	80	26	41	13		65	247	283	2014-15 (NHL-CAR)	82	30	41	11		71	188	226
1992-93 (NHL-HFD)	84	26	52	6		58	284	369									
1993-94 (NHL-HFD)	84	27	48	9		63	227	288									

\* – Indicates a League Leading Figure # – Indicates a Division Leading Figure

YEAR	FINISHED	PLAYOFF RESULT	COACH (CAPTAIN)
1972-73 (WHA-BOS)	1st East Div.	Won Avco-World Trophy	Jack Kelley (Ted Green)
1973-74 (WHA-BOS)	1st East Div.	Lost Quarterfinals	Ron Ryan (Ted Green)
1974-75 (WHA-HFD)	1st East Div.	Lost Quarterfinals	Ron Ryan / Jack Kelley (Ted Green)
1975-76 (WHA-HFD)	3rd East Div.	Lost Semifinals	Jack Kelley / Don Blackburn / Harry Neale (Rick Ley)
1976-77 (WHA-HFD)	4th East Div.	Lost Quarterfinals	Harry Neale (Rick Ley)
1977-78 (WHA-HFD)	2nd of 8 teams	Lost Finals	Harry Neale (Rick Ley)
1978-79 (WHA-HFD)	4th of 6 teams	Lost Semifinals	Bill Dineen / Don Blackburn (Rick Ley)
1979-80 (NHL-HFD)	4th Norris Div.	Lost Preliminary	Don Blackburn (Rick Ley)
1980-81 (NHL-HFD)	4th Norris Div.	Out of Playoffs	Don Blackburn / Larry Pleau (Rick Ley / Mike Rogers)
1981-82 (NHL-HFD)	5th Adams Div.	Out of Playoffs	Larry Pleau (Dave Keon)
1982-83 (NHL-HFD)	5th Adams Div.	Out of Playoffs	Larry Kish / Larry Pleau / John Cuniff (Russ Anderson)
1983-84 (NHL-HFD)	5th Adams Div.	Out of Playoffs	Jack Evans (Mark Johnson)
1984-85 (NHL-HFD)	5th Adams Div.	Out of Playoffs	Jack Evans (Mark Johnson / Ron Francis)
1985-86 (NHL-HFD)	4th Adams Div.	Lost Division Finals	Jack Evans (Ron Francis)
1986-87 (NHL-HFD)	1st Adams Div.	Lost Div. Semifinals	Jack Evans (Ron Francis)
1987-88 (NHL-HFD)	4th Adams Div.	Lost Div. Semifinals	Jack Evans / Larry Pleau (Ron Francis)
1988-89 (NHL-HFD)	4th Adams Div.	Lost Div. Semifinals	Larry Pleau (Ron Francis)
1989-90 (NHL-HFD)	4th Adams Div.	Lost Div. Semifinals	Rick Ley (Ron Francis)
1990-91 (NHL-HFD)	4th Adams Div.	Lost Div. Semifinals	Rick Ley (Ron Francis until 12/90)
1991-92 (NHL-HFD)	4th Adams Div.	Lost Div. Semifinals	Jim Roberts (Randy Ladouceur)
1992-93 (NHL-HFD)	5th Adams Div.	Out of Playoffs	Paul Holmgren (Pat Verbeek)
1993-94 (NHL-HFD)	6th Northeast Div.	Out of Playoffs	Paul Holmgren / Pierre McGuire (Pat Verbeek)
1994-95 (NHL-HFD)	5th Northeast Div.	Out of Playoffs	Paul Holmgren (Pat Verbeek until 3/95)
1995-96 (NHL-HFD)	4th Northeast Div.	Out of Playoffs	Paul Holmgren / Paul Maurice (Brendan Shanahan)
1996-97 (NHL-HFD)	5th Northeast Div.	Out of Playoffs	Paul Maurice (Kevin Dineen)
1997-98 (NHL-CAR)	6th Northeast Div.	Out of Playoffs	Paul Maurice (Kevin Dineen)
1998-99 (NHL-CAR)	1st Southeast Div.	Lost Conf. Quarterfinals	Paul Maurice (Keith Primeau)
1999-00 (NHL-CAR)	3rd Southeast Div.	Out of Playoffs	Paul Maurice (Ron Francis)
2000-01 (NHL-CAR)	2nd Southeast Div.	Lost Conf. Quarterfinals	Paul Maurice (Ron Francis)
2001-02 (NHL-CAR)	1st Southeast Div.	Lost Stanley Cup Finals	Paul Maurice (Ron Francis)
2002-03 (NHL-CAR)	5th Southeast Div.	Out of Playoffs	Paul Maurice (Ron Francis)
2003-04 (NHL-CAR)	3rd Southeast Div.	Out of Playoffs	Paul Maurice / Peter Laviolette (Ron Francis until 3/04)
2005-06 (NHL-CAR)	1st Southeast Div.	Won Stanley Cup	Peter Laviolette (Rod Brind'Amour)
2006-07 (NHL-CAR)	3rd Southeast Div.	Out of Playoffs	Peter Laviolette (Rod Brind'Amour)
2007-08 (NHL-CAR)	2nd Southeast Div.	Out of Playoffs	Peter Laviolette (Rod Brind'Amour)
2008-09 (NHL-CAR)	2nd Southeast Div.	Lost Conf. Finals	Peter Laviolette / Paul Maurice (Rod Brind'Amour)
2009-10 (NHL-CAR)	3rd Southeast Div.	Out of Playoffs	Paul Maurice (Rod Brind'Amour / Eric Staal)
2010-11 (NHL-CAR)	3rd Southeast Div.	Out of Playoffs	Paul Maurice (Eric Staal)
2011-12 (NHL-CAR)	5th Southeast Div.	Out of Playoffs	Paul Maurice / Kirk Muller (Eric Staal)
2012-13 (NHL-CAR)	3rd Southeast Div.	Out of Playoffs	Kirk Muller (Eric Staal)
2013-14 (NHL-CAR)	7th Metropolitan Div.	Out of Playoffs	Kirk Muller (Eric Staal)
2014-15 (NHL-CAR)	8th Metropolitan Div.	Out of Playoffs	Bill Peters (Eric Staal)

## NHL HOME AND ROAD RECORDS

HOME ICE RECORD									ROAD ICE RECORD									OVERALL REGULAR SEASON RECORD								
YEAR	GP	W	L	T	OTL	PTS	GF	GA	GP	W	L	T	OTL	PTS	GF	GA	GP	W	L	T	OTL	PTS	GF	GA		
1979-80	40	22	12	6		50	179	141	40	5	22	13		23	124	171	80	27	34	19		73	303	312		
1980-81	40	14	17	9		37	158	169	40	7	24	9		23	134	203	80	21	41	18		60	292	372		
1981-82	40	13	17	10		36	136	152	40	8	24	8		24	128	199	80	21	41	18		60	264	351		
1982-83	40	13	22	5		31	147	169	40	6	32	2		14	114	234	80	19	54	7		45	261	403		
1983-84	40	19	16	5		43	158	150	40	9	26	5		23	130	170	80	28	42	10		66	288	320		
1984-85	40	17	18	5		39	137	148	40	13	23	4		30	131	170	80	30	41	9		69	268	318		
1985-86	40	21	17	2		44	181	153	40	19	19	2		40	151	149	80	40	36	4		84	332	302		
1986-87	40	26	9	5		57	150	112	40	17	21	2		36	137	158	80	43	30	7		93	287	270		
1987-88	40	21	14	5		47	134	124	40	14	24	2		30	115	143	80	35	38	7		77	249	267		
1988-89	40	21	17	2		44	156	145	40	16	21	3		35	143	145	80	37	38	5		79	299	290		
1989-90	40	17	18	5		39	134	135	40	21	15	4		46	141	133	80	38	33	9		85	275	268		
1990-91	40	18	16	6		42	128	128	40	13	22	5		31	110	148	80	31	38	11		73	238	276		
1991-92	40	13	17	10		36	120	126	40	13	24	3		29	127	157	80	26	41	13		65	247	283		
1992-93	42	12	25	5		29	141	176	42	14	27	1		29	143	193	84	26	52	6		58	284	369		
1993-94	42	14	22	6		34	123	129	42	13	26	3		29	104	159	84	27	48	9		63	227	288		
1994-95	24	12	10	2		26	64	65	24	7	14	3		17	63	76	48	19	24	5		43	127	141		
1995-96	41	22	15	4		48	134	120	41	12	24	5		29	103	139	82	34	39	9		77	237	259		
1996-97	41	23	15	3		49	116	108	41	9	24	8		26	110	148	82	32	39	11		75	226	256		
1997-98	41	16	18	7		39	106	109	41	17	23	1		35	94	110	82	33	41	8		74	200	219		
1998-99	41	20	12	9		49	110	96	41	14	18	9		37	100	106	82	34	40	18		86	210	202		
1999-00	41	20	16	5	0	45	99	102	41	17	19	5	0	39	118	114	82	37	35	10	0	84	217	216		
2000-01	41	23	15	3	0	49	129	115	41	15	17	6	3	39	83	110	82	38	32	9	3	88	212	225		
2001-02	41	15	13	11	2	43	98	105	41	20	13	5	3	48	119	112	82	35	26	16	5	91	217	217		
2002-03	41	12	17	9	3	36	84	102	41	10	26	2	3	25	87	138	82	22	43	11	6	61	171	240		
2003-04	41	13	18	8	2	36	85	100	41	15	16	6	4	40	87	109	82	28	34	14	6	76	172	209		
2005-06	41	31	8	2		64	153	127	41	21	14	6		48	141	133	82	52	22	8		112	294	260		
2006-07	41	21	16	4		46	128	131	41	19	18	4		42	113	122	82	40	34	8		88	241	253		
2007-08	41	24	13	4		52	140	119	41	19	20	2		40	110	127	82	43	33	6		92	250	246		
2008-09	41	26	14	1		53	115	106	41	19	16	6		44	121	115	82	45	30	7		97	236	221		
2009-10	41	21	17	3		45	122	124	41	14	20	7		35	108	132	82	35	37	10		80	226	251		
2010-11	41	22	14	5		49	126	114	41	18	17	6		42	110	125	82	40	31	11		91	236	239		
2011-12	41	20	14	7		47	106	110	41	13	19	9		35	107	133	82	33	33	16		82	213	243		
2012-13	24	9	14	1		19	67	83	24	10	11	3		23	61	77	48	19	25	4		42	128	160		
2013-14	41	18	17	6		42	99	123	41	18	18	5		41	103	121	82	36	35	11		83	207	230		
2014-15	41	18	16	7		43	90	89	41	12	25	4		28	93	130	82	30	41	11		71	183	219		
35-YR. TOTALS	1390	647	549	187	7	1488	4353	4305	1390	487	722	168	13	1155	3963	4908	2780	1134	1272	355	20	2643	8274	9195		
35-YR. AVG.	40	18	16	5	1*	43	124	123	40	14	21	5	3*	33	113	140	79	32	36	10	4*	76	236	263		

\* — 5 year average

## ALL-TIME ATTENDANCE

SEASON	REGULAR SEASON ATTENDANCE	NUMBER OF GAMES	REGULAR SEASON AVERAGE	PLAYOFF ATTENDANCE	PLAYOFF AVERAGE	TOTAL OVERALL ATTENDANCE	OVERALL AVERAGE	PERCENT OF CAPACITY
1979-80 (HFD)	394,228	40	9,856	(1) 14,460	14,460	408,688	9,968	91.9%
1980-81 (HFD)	461,008	40	11,525	—	—	461,008	11,525	79.4%
1981-82 (HFD)	456,510	40	11,413	—	—	456,510	11,413	78.7%
1982-83 (HFD)	427,819	40	10,695	—	—	427,819	10,695	73.5%
1983-84 (HFD)	459,525	40	11,488	—	—	459,525	11,488	77.6%
1984-85 (HFD)	481,059	40	12,026	—	—	481,059	12,026	81.2%
1985-86 (HFD)	510,753	40	12,769	(4) 60,504	15,126	571,257	12,983	85.8%
1986-87 (HFD)	569,219	40	14,230	(3) 45,378	15,126	614,597	14,293	94.5%
1987-88 (HFD)	582,969	40	14,574	(3) 45,507	15,169	628,476	14,616	95.9%
1988-89 (HFD)	556,823	40	13,921	(2) 25,608	12,804	582,431	13,867	91.1%
1989-90 (HFD)	548,025	40	13,701	(3) 46,605	15,535	594,630	13,829	88.9%
1990-91 (HFD)	497,224	40	12,431	(3) 45,468	15,156	542,692	12,621	80.7%
1991-92 (HFD)	433,289	40	10,832	(3) 25,061	8,354	458,350	10,659	68.2%
1992-93 (HFD)	433,918	41	10,583	—	—	433,918	10,583	67.7%
1993-94 (HFD)	430,159	41	10,492	—	—	430,159	10,492	67.1%
1994-95 (HFD)	284,050	24	11,835	—	—	284,050	11,835	75.7%
1995-96 (HFD)	491,315	41	11,983	—	—	491,315	11,983	76.6%
1996-97 (HFD)	559,939	41	13,657	—	—	559,939	13,657	93.2%
1997-98 (CAR)	373,422	41	9,108	—	—	373,422	9,108	57.3%
1998-99 (CAR)	335,696	41	8,188	(3) 33,177	11,059	368,873	8,383	75.8%
1999-00 (CAR)	508,424	41	12,400	—	—	508,424	12,400	66.2%
2000-01 (CAR)	547,585	41	13,356	(3) 50,594	16,865	598,179	13,595	72.6%
2001-02 (CAR)	635,868	41	15,509	(11) 203,497	18,500	839,365	16,142	86.2%
2002-03 (CAR)	642,973	41	15,682	—	—	642,973	15,682	83.7%
2003-04 (CAR)	505,534	41	12,330	—	—	505,534	12,330	65.8%
2005-06 (CAR)	639,454	41	15,596	(14) 263,216	18,801	902,670	16,421	87.6%
2006-07 (CAR)	712,861	41	17,387	—	—	712,861	17,387	93.3%
2007-08 (CAR)	681,962	41	16,633	—	—	681,962	16,633	89.0%
2008-09 (CAR)	679,488	41	16,573	(8) 147,823	18,478	827,311	16,884	90.4%
2009-10 (CAR)	624,873	41	15,241	—	—	624,873	15,241	81.6%
2010-11 (CAR)	656,611	40	16,415	—	—	656,611	16,415	87.9%
2011-12 (CAR)	657,747	41	16,042	—	—	657,747	16,042	85.9%
2012-13 (CAR)	421,451	24	17,560	—	—	421,451	17,560	94.0%
2013-14 (CAR)	634,831	41	15,484	—	—	634,831	15,484	82.9%
2014-15 (CAR)	516,375	41	12,594	—	—	516,375	12,594	67.4%
TOTALS	18,352,987	1,387	13,232	(61) 1,006,898	16,507	19,359,885	13,370	

Note: The franchise moved from the Hartford Civic Center (cap. 14,660) to the Greensboro Coliseum (cap. 20,800) following the 1996-97 season. During the 1998-99 season, the official capacity at the Greensboro Coliseum was 11,059. The team played its first season at the Entertainment & Sports Arena (18,730) in Raleigh during the 1999-00 campaign. The Entertainment & Sports Arena was renamed the RBC Center in September 2002, and the capacity of the RBC Center changed to 18,639 in October 2006. The RBC Center's capacity changed again in 2007 to 18,680. On March 15, 2012, the RBC Center was renamed PNC Arena.



## BEST RECORD AFTER GAMES 1-84

AFTER	POINTS	SEASON(S)	AFTER	POINTS	SEASON(S)	AFTER	POINTS	SEASON(S)
1 game	2	85-86, 86-87, 95-96, 96-97, 99-00, 01-02, 08-09, 10-11	26 games	34	05-06	56 games	80	05-06
			27 games	36	05-06	57 games	82	05-06
			28 games	38	05-06	58 games	84	05-06
2 games	4	85-86, 95-96, 96-97, 99-00, 01-02, 08-09, 10-11	29 games	38	05-06	59 games	86	05-06
			30 games	40	05-06	60 games	88	05-06
			31 games	42	05-06	61 games	90	05-06
3 games	6	95-96	32 games	44	05-06	62 games	91	05-06
4 games	8	95-96	33 games	46	05-06	63 games	91	05-06
5 games	9	95-96	34 games	48	05-06	64 games	92	05-06
6 games	10	96-97	35 games	49	05-06	65 games	94	05-06
7 games	11	91-92	36 games	49	05-06	66 games	96	05-06
8 games	11	91-92, 96-97, 05-06, 07-08	37 games	50	05-06	67 games	96	05-06
			38 games	52	05-06	68 games	96	05-06
9 games	13	05-06, 07-08	39 games	54	05-06	69 games	98	05-06
10 games	15	05-06, 07-08	40 games	56	05-06	70 games	98	05-06
11 games	17	05-06	41 games	58	05-06	71 games	100	05-06
12 games	19	05-06	42 games	60	05-06	72 games	100	05-06
13 games	21	05-06	43 games	62	05-06	73 games	102	05-06
14 games	23	05-06	44 games	64	05-06	74 games	102	05-06
15 games	25	05-06	45 games	66	05-06	75 games	104	05-06
16 games	25	05-06	46 games	68	05-06	76 games	106	05-06
17 games	27	05-06	47 games	68	05-06	77 games	108	05-06
18 games	29	05-06	48 games	70	05-06	78 games	108	05-06
19 games	29	05-06	49 games	72	05-06	79 games	109	05-06
20 games	29	05-06	50 games	74	05-06	80 games	111	05-06
21 games	29	05-06	51 games	76	05-06	81 games	112	05-06
22 games	31	05-06	52 games	78	05-06	82 games	112	05-06
23 games	31	05-06	53 games	78	05-06	83 games	61	93-94
24 games	33	05-06	54 games	80	05-06	84 games	63	93-94
25 games	34	05-06	55 games	80	05-06	(schedule increased to 84 games in 1992-93)		

- 0 Neil Sheehy
- 1 Arturs Irbe, Jamie Storr, Kirk McLean, Sean Burke, Mike Liut, Ed Staniowski, Mike Veisor, Al Smith
- 2 Glen Wesley, Rick Ley (Retired February 17, 2009 in honor of Glen Wesley)
- 3 Steve Chiasson, Brian Glynn, Zarley Zalapski, Doug Crossman, Joel Quenneville, Stuart Smith, Paul Shmyr, Al Sims
- 4 **Noah Hanifin**, Andrej Sekera, Jamie McBain, Aaron Ward, Dennis Seidenberg, Kevin Hatcher, Nolan Pratt, Gerald Diduck, Frantisek Kucera, James Patrick, Eric Weinrich, Dan Kecmer, Rob Brown, Jergus Baca, Steve Dykstra, Jim Pavese, Charlie Bourgeois, Dana Murzyn, Richie Dunn, Mickey Volcan, Fred Arthur, Ron Francis, Andre Lacroix
- 5 **Haydn Fleury**, Mike Komisarek, Marc-Andre Gagnani, Bryan Allen, Brian Pothier, Frantisek Kaberle, Marek Malik, Kevin Haller, Alexander Godynnyuk, Bryan Marchment, Steve Konroyd, Ulf Samuelsson, Pierre Lacroix, Mark Howe
- 6 Tim Gleason, Bret Hedican, Adam Burt, Mark Paterson, Blake Wesley, Thommy Abrahamsson, Ron Plumb, Jean Savard
- 7 **Ryan Murphy**, Ian White, Niclas Wallin, Curtis Leschyshyn, Brian Glynn, Randy Cunneyworth, Brian Lawton, Stewart Gavin, David Jensen, Russ Anderson, Steve Stoyanovich, Rick MacLeish, Gordie Roberts
- 8 Andrei Loktionov, Kevin Westgarth, Jaroslav Spacek, Patrick O'Sullivan, Matt Cullen, Tim Gleason, Bob Boughner, Sandis Ozolinsh, Geoff Sanderson, Mark Greig, Jody Hull, Mike Millar, Risto Siltanen, Garry Howatt, Ray Allison
- 9 Gordie Howe
- 10 Ron Francis, Gary Roberts, Andrei Nikolishin, Brad McCrimmon, Ray Neufeld, Tim Sheehy, Alan Hangeleben (Retired January 28, 2006 in honor of Ron Francis)
- 11 **Jordan Staal**, Zach Boychuk, Justin Williams, Jeff Daniels, Kevin Dineen, Andrei Nikolishin, Yvon Coriveau, John Cullen, Paul Fenton, Paul Lawless, Jordy Douglas, Greg Carroll
- 12 **Eric Staal**, Craig MacDonald, Steven Rice, Darren Turcotte, Barry Nieckar, Tim Kerr, Murray Craven, Dean Evason, Mark Johnson, Dan Bourbonnais, Mike Antonovich, Tom Rowe
- 13 Jared Staal, Anthony Stewart, Ray Whitney, Bates Battaglia, Andrei Nikolishin, Ted Drury, Geoff Sanderson, Carey Wilson
- 14 **Nathan Gerbe**, Andreas Nodl, Sergei Samsonov, Kevyn Adams, Steve Halko, Kevin Haller, Kevin Smyth, Paul Ranheim, Jim Sandlak, Chris Govedaris, Don Maloney, Mark Reeds, Bill Gardner, Greg Malone, Michel Galarneau, Dave Keon
- 15 **Andrej Nestrasil**, Tuomo Ruutu, Brad Isbister, Marty Murray, Harold Druken, Kevyn Adams, Byron Ritchie, Scott Daniels, Kelly Chase, Todd Harkins, Brian Propp, Joe Day, John Cullen, Dave Tippett, Norm Dupont, Glenn Merkosky, Dan Fridgen, Paul MacDermid, Dave Debol, Michel Galarneau, Garry Howatt, Rob McClanahan
- 16 **Elias Lindholm**, Brandon Sutter, Andrew Ladd, Ryan Bayda, Tommy Westlund, Jeff Daniels, Nelson Emerson, Pat Verbeek, Sylvain Turgeon, George Lyle, Michel Galarneau, Bobby Hull, Bill Bennett
- 17 Rod Brind'Amour, Jeff Daniels, Chris Murray, Scott Daniels, Ted Drury, Mark Greig, Todd Krygier, Brent Peterson, Wayne Babych, Ray Neufeld, Mike Rogers (Retired February 18, 2011 in honor of Rod Brind'Amour)
- 18 **Jay McClement**, Radek Dvorak, Adam Hall, Zach Boychuk, Jon Matsumoto, Stephane Yelle, Ryan Bayda, Mark Recchi, Mike Zigomanis, Mike Rucinski, Robert Kron, Paul Cyr, Jim Thomson, Scot Kleinendorst, Mike Crombeen, Greg Adams, Marty Howe, Mike Fidler, Don Gillen
- 19 Jiri Tlustý, Trevor Letowski, Radim Vrbata, Chris Dingman, Rob DiMaio, Jeff O'Neill, Nelson Emerson, Johnny McKenzie.
- 20 **Riley Nash**, Troy Bodie, Michael Ryan, Dan LaCouture, Jan Hlavac, Darren Langdon, Sandy McCarthy, Glen Wesley, Kevin Smyth, Nick Kypreos, Yvon Coriveau, John Anderson, Mike Hoffman, Mike Zuke, Merlin Malinowski, Rick Meagher, Mark Renaud
- 21 **James Wisniewski**, Drayson Bowman, Jeff Heerema, David Tanabe, Josh Holden, Ron Francis, Jeff Brown, Andrew Cassels, Sylvain Cote, Blaine Stoughton
- 22 **Zach Boychuk**, Manny Malhotra, Zac Dalpe, Josef Melichar, Mike Commodore, Sean Hill, Jeff Brown, Mark Janssens, Ed Kastelic, Gord Sherven, Dave Williams, Shane Churla, Jorgen Pettersson, Mike Hoffman, Dave Lumley, Doug Sulliman, Jeff Brubaker
- 23 **Brock McGinn**, Jeremy Welsh, Alexei Ponikarovsky, Steven Goertzen, Zach Boychuk, Derrick Walser, Pavel Brendl, Martin Gelin, Marek Malik, Jocelyn Lemieux, Paul Gillis, James Black, Lee Norwood, Paul MacDermid, Wally Weir, Ed Hospodar, Gilles Lupien, Nick Fotiu, Mike McDougal
- 24 **Brad Malone**, Bobby Sanguinetti, Scott Walker, Andrew Hutchinson, Sami Kapanen, Jim Storm, Patrick Poulin, Bobby Holik, Tom Martin, Pat Hughes, Dave Barr, Tim Bothwell, Chris Kotsopoulos, Kevin Kemp, Mike Fidler, Maynard Schurman, Bernie Johnston
- 25 **Chris Terry**, Joni Pitkanen, Shane Willis, Bruno St. Jacques, Jason McBain, Bob McGill, Terry Yake, Mark Bergevin, Barry Pederson, Jeff Parker, Grant Jennings, Mike McEwen, Dave Williams, Brad Shaw, Bobby Crawford, Mike Renaud, Pierre Larouche, Norm Barnes, Russ Anderson, Steve Alley, Jim Warner
- 26 **John-Michael Liles**, Erik Cole, Ray Sheppard, Steve Martins, Jocelyn Lemieux, Brian Propp, Jim Agnew, Mark Hunter, Ray Ferraro, Tony Currie, Bob Sullivan, Don Nachbaur
- 27 **Justin Faulk**, Derek Joslin, Brett Carson, Craig Adams, Rod Brind'Amour, Steve Leach, Derek King, Jeff Brown, Kelly Chase, Bryan Marchment, Doug Houda, Scott Young, Doug Jarvis, Marty Howe, Steve Alley, Brian Hill, Warren Miller, Bob Stephenson
- 28 Alexander Semin, Justin Faulk, Bryan Rodney, Jamie McBain, Wade Brookbank, Andrew Hutchinson, Brad DeFauw, Steve Halko, Paul Ranheim, Mike Tomlak, Lindsay Carson, Paul Lawless, Pat Boutette, Ross Yates, Randy MacGregor, Mark Renaud, Pierre Larouche, Bob Stephenson, Rob McClanahan
- 29 **Alex Nedeljkovic**, Tim Wallace, Ryan Carter, Tom Kostopoulos, Bryan Rodney, Joey Mormina, Martin Gerber, Mike Watt, Kevin Brown, Jason Muzzatti, Marc Potvin, Randy Ladouceur, Paul Fenton, Kevin Dineen, Paul MacDermid, Tom Rowe, Jack McIlhargey, Archie Henderson, Chuck Luksa
- 30 **Cam Ward**, Patrick DesRochers, Jean-Marc Pelletier, Mark Fitzpatrick, Mike Fountain, Jeff Reese, Mike Lenarduzzi, Peter Sidorkiewicz, Greg Millen, Ken Holland
- 31 **Eddie Lack**, Anton Khudobin, Dan Ellis, Justin Pogge, Tyler Moss, Craig MacDonald, Mario Gosselin, Daryl Reaugh, Jim McKenzie, Bob Bodak, Richard Brodeur, Steve Weeks, Dan Bourbonnais, Mike Veisor, Gerry McDonald, Mike Fidler, Don Nachbaur, Greg Carroll
- 32 **Kris Versteeg**, Zach Boychuk, Oskar Osala, Stu Grimson, Steve Martins, Igor Chibirev, Murray Craven, Brad Shaw, Torrie Robertson, Mike McDougal, Dan Fridgen, Rick Hodgson, Mark Renaud, Mickey Volcan, Larry Giroux
- 33 **Derek Ryan**, Brian Boucher, Derek Joslin, Anton Babchuk, Bryan Rodney, Joey Tetarenko, David Karp, Bates Battaglia, Jimmy Carson, Ted Crowley, Jim McKenzie, Carey Wilson, Norm Maciver, Brad Shaw, John Newberry, Mark Fusco, Gerry McDonald, Rick Hodgson, Jeff Brownschidle, Stuart Smith, Jack McIlhargey
- 34 **Phil Di Giuseppe**, Manny Legace, Joe Jensen, Dave Gove, Steve Martins, Jamie Leach, Mikael Andersson, Jack Brownschidle, Dan Fridgen, Reid Bailey, Randy Gilhen, Paul Marshall
- 35 **Drew MacIntyre**, Justin Peters, Kevin Nastiuk, Tom Barrasso, Jean-Marc Pelletier, Eric Fichaud, Pat Jablonski, Jeff Reese, Mike Lenarduzzi, Corrie D'Alessio, Kay Whitmore, Mike Vellucci, Scot Kleinendorst, John Garrett
- 36 **Patrick Brown**, Jussi Jokinen, Michael Ryan, Brandon Nolan, Jesse Boulerice, Greg Koehler, Glen Featherstone, Michael Nylander, Daniel Shank, Marc Bergevin, Yves Courteau, Gord Sherven, Paul MacDermid
- 37 **Warren Foegele**, Aaron Palushaj, Tim Brent, Keith Aucoin, Tomas Kurka, Trevor Kidd, Jeff Daniels, Dan Kecmer, Patrick Poulin, Chris Tancill, Dallas Gaume
- 38 **Josh Wesley**, Jack Hillen, Tim Conboy, Allan Rourke, Scott Pellerin, Robert Kron, Terry Yake, Mark Reeds, Brad Shaw, Randy Pierce, Randy MacGregor
- 39 **T.J. Hensick**, Patrick Dwyer, Doug Weight, Brad DeFauw, Pat Jablonski, Enrico Ciccone, Kirk Chase, Robert Petrovicky
- 40 **Daniel Altschuler**, Tripp Tracy, Frank Pietrangelo, Jergus Baca, Al Tuer, Greg Britz, Mike Hoffman, Bob Hess
- 41 **Danny Biega**, Andrew Alberts, Nolan Pratt, Allen Pedersen, Joe Day, Jim Culhane
- 42 **Joakim Nordstrom**, Brett Sutter, Tim Gleason, Jeff Heerema, Brian Chapman, Marc Laforge
- 43 **Erik Karlsson**
- 44 **Sebastian Aho**, Jay Harrison, Patrick Eaves, Kent Manderville, Gerald Diduck, Chris Pronger, Paul Gillis, Rob Brown, Dave Babych, Niklas Nordgren
- 45 **Keegan Lowe**, Alexandre Picard, David Tanabe, Shane Willis, John Stevens
- 46 **Trevor Carrick**, Mike Zigomanis, Mike Rucinski, Kevin Brown, Jim Storm, Todd Richards
- 47 **Michal Jordan**, Marc-Andre Bergeron, John Grahame, Brad Fast, Ryan Bayda, Jean-Sebastien Giguere, Michel Picard
- 48 **Brody Sutter**, Anton Babchuk, Nikos Tselios, Scott Daniels
- 49 **Victor Rask**, Michael Leighton, Ross McKay
- 51 **Gregory Hofmann**, Tomas Kaberle, Jeff Hamilton, Danny Richmond, Andre Kovalenko
- 52 **Justin Shugg**, Damian Surma, Jim Sandlak
- 53 **Jeff Skinner**, Casey Borer, Greg Kuznik
- 54 **Brett Pesce**
- 55 **Roland McKeown**, Danny Markov, Pavel Brendl, Keith Primeau
- 56 **Brendan Woods**, Jakub Petruzalek, Brett Lysak
- 57 **Kyle Jenkins**
- 58 **Nicolas Roy**
- 59 Chad LaRose
- 60 **Colin Olson**, Justin Peters
- 61 **Sergey Tolchinsky**, Cory Stillman
- 62 **Rasmus Rissanen**, Jaroslav Svoboda
- 63 Dwight Helminen, Josef Vasicek
- 64 **Clark Bishop**
- 65 **Ron Hainsey**
- 67 **Luke Stevens**, Jerome Samson
- 68 **Tyler Gault**
- 70 **Callum Booth**, Mike Murphy, Oleg Tverdokhyn
- 71 **Lucas Wallmark**, Jerome Samson, Tomas Malec
- 72 **Carter Sandlak**, Nicolas Blanchard, Dave Semenko
- 73 Brett Bellemore
- 74 **Jacob Slavin**
- 75 **Spencer Smallman**
- 77 Joe Corvo, Anson Carter, Paul Coffey
- 78 **Steven Lorentz**
- 80 **Rasmus Tirronen**, John Muse, Kevin Weekes
- 83 **David Cotton**
- 89 Darren Turcotte
- 92 Jeff O'Neill, Michael Nylander
- 94 Brendan Shanahan

# ALL-TIME ROSTER

	YEARS	POS.-NO.	REGULAR SEASON					PLAYOFFS				
			GP	G	A	TP	PIM	GP	G	A	TP	PIM
-A-												
Abrahamsson, Christer	74-77	G-1/29	10	0	2	2	18	3	0	0	0	0
Signed August 1974 from Leksand IF of Swedish Elite League. Released, June 1977.												
Abrahamsson, Tommy	74-77/80-81	D-6/19	234	34	78	112	142	28	2	7	9	15
Signed August 1974 from Leksand IF of Swedish Elite League. Retired, July 1977. Re-signed from Swedish Elite League, June 1980. Released, June 1981.												
Adams, Craig	00-04, 05-08	RW-27	427	33	44	77	337	29	0	0	0	10
Selected in the NHL Entry Draft (Harvard), June 22, 1996. Signed with Anaheim as a free agent, August 2005. Acquired from Anaheim in exchange for Bruno St. Jacques, October 2005. Traded to Chicago in exchange for future considerations, January 17, 2008.												
Adams, Greg	82-83	LW-18	79	10	13	23	216	-	-	-	-	-
Acquired from Philadelphia Flyers with Ken Linseman and Flyers' No. 1 choice in 1983 (David A. Jensen) for Mark Howe, August 1982. Traded to Washington Capitals for Torrie Robertson, October 1983.												
Adams, Kevyn	02-07	C-14/15	300	38	34	72	167	48	1	0	1	18
Acquired from the Florida Panthers along with Bret Hedican and Tomas Malec for Sandis Ozolinsh and Byron Ritchie, January 16, 2002. Traded to Phoenix Coyotes for Dennis Seidenberg, January 8, 2007.												
Agnew, Jim	92-93	D-26	16	0	0	0	68	-	-	-	-	-
Signed as a free agent (Vancouver Canucks), June 1992. Retired, September 15, 1993.												
Ahearn, Kevin	72-74	LW-14/5	78	20	22	42	18	14	1	2	3	9
Selected in WHA Player Selection Draft, February 1972 (U.S. Olympic Team). Released, May 1974.												
Alberts, Andrew	09-10	D-41	62	2	8	10	74	-	-	-	-	-
Signed as a free agent, July 15, 2009. Traded to Vancouver in exchange for Vancouver's 2010 third-round draft pick, March 3, 2010.												
Allen, Bryan	11-12	D-5	101	1	18	19	95	-	-	-	-	-
Acquired from the Florida Panthers in exchange for Sergei Samsonov, February 28, 2011. Signed with Anaheim as a free agent, July 2012.												
Alley, Steve	79-81	LW-27/25	15	3	3	6	11	3	0	1	1	0
Claimed in WHA dispersal draft (Birmingham Bulls), June 1979. Released, May 1981.												
Allison, Ray	79-81	RW-8	70	17	12	29	13	2	0	1	1	0
Selected in NHL Entry Draft (Brandon, WHL), August 1979. Traded with Fred Arthur and first- and third-round 1982 draft picks (Ron Sutter, Miroslav Dvorak), to Philadelphia Flyers for Rick MacLeish, Don Gillen, Blake Wesley and Philadelphia's first, second- and third-round 1982 draft picks, July 1981 (Paul Lawless, Mark Paterson, Kevin Dineen).												
Anderson, John	85-89	LW-20	215	72	117	189	69	20	6	11	17	2
Acquired from Quebec Nordiques for Risto Siltanen, March 1986. Released, October 1989.												
Anderson, Russ	81-83	D-25/7	82	1	9	10	256	-	-	-	-	-
Acquired from Pittsburgh Penguins for eighth-round 1983 draft choice, December 1981. Released, June 1983.												
Andersson, Mikael	89-92	LW-34	175	35	60	95	28	12	0	5	5	8
Selected in 1989 NHL Waiver Draft from Buffalo Sabres, October 1989. Signed with Tampa Bay as a free agent, June 1992.												
Antonovich, Mike	77-80	LW-12	175	64	72	136	79	29	17	12	29	22
Acquired from Edmonton Oilers with Bill Butters for Brett Callighen and Ron Busniuk, February 1977. Released, May 1980.												
Arndt, Danny	75-77	C/LW-19	115	16	22	38	21	8	0	0	0	0
Selected in WHA Amateur Draft (Saskatoon, WCHL), June 1975. Traded to Edmonton Oilers with cash and "future considerations" (WHA rights to Dave Debol) for Dave Keon, Jack Carlson, Steve Carlson, John McKenzie and Dave Dryden, January 1977.												
Arthur, Fred	80-81	D-4	3	0	0	0	0	-	-	-	-	-
Selected as underage junior in NHL Draft (Cornwall, QMJHL), June 1980. Traded to Philadelphia Flyers with Ray Allison and first and third picks in the 1982 draft (Ron Sutter, Miroslav Dvorak) for Rick MacLeish, Don Gillen, Blake Wesley and the Flyers' first-, second- and third-round 1982 draft picks (Paul Lawless, Mark Paterson, Kevin Dineen), July 1981.												
Aucoin, Keith	06-08	C-37	53	5	10	15	14	-	-	-	-	-
Signed as a free agent, August 4, 2005. Signed with Washington as an unrestricted free agent, July 2008.												
-B-												
Babchuk, Anton	06-07/08-09/10	D-33/48	163	24	38	62	64	13	0	1	1	10
Acquired from the Chicago Blackhawks along with Chicago's fourth-round pick in 2007 for Danny Richmond and a fourth-round pick in 2006, January 2006. Traded to Calgary along with Tom Kostopoulos in exchange for Brett Sutter and Ian White, November 17, 2010.												
Babych, Dave	85-91	D-44	349	44	196	240	256	31	7	13	20	32
Acquired from Winnipeg Jets for Ray Neufeld, November 1985. Claimed by Minnesota North Stars in NHL Expansion Draft, May 1991.												
Babych, Wayne	85-87	RW-17	41	11	17	28	63	10	0	1	1	2
Acquired from the Quebec Nordiques for Greg Malone, January 1986. Retired, September 1987.												
Baca, Jergus	90-92	D-40	10	0	2	2	14	-	-	-	-	-
Selected in NHL Entry Draft, June 1990. Released, June 1992.												
Backstrom, Ralph	75-77	C/LW-9	115	31	50	81	36	20	5	4	9	8
Acquired from Ottawa Civics for "future considerations," January 1976. Retired, June 1977.												
Bailey, Reid	83-84	D-34	12	0	0	0	25	-	-	-	-	-
Signed as a free agent, December 1983. Released, June 1984.												
Barnes, Norm	80-82	D-25	74	2	14	16	101	-	-	-	-	-
Acquired with Jack McIlhargey from Philadelphia Flyers for a 1982 second-round draft choice (later transferred to Toronto, Peter Ihnacek), December 1980. Released, June 1982.												
Barr, Dave	86-87	RW-24	30	2	4	6	19	-	-	-	-	-
Acquired from St. Louis Blues for Tim Bothwell, October 1986. Traded to Detroit Red Wings for Randy Ladouceur, January 1987.												
Barrasso, Tom	01-02	G-35	34	0	0	0	4	-	-	-	-	-
Signed as a free agent, July 17, 2001. Traded to Toronto Maple Leafs for a fourth round pick in the 2003 NHL Entry Draft, March 15, 2002.												
Battaglia, Bates	97-03	LW-13/33	402	63	87	150	281	35	5	14	19	24
Acquired from Mighty Ducks of Anaheim for Mark Janssens, March 18, 1997. Traded to Colorado Avalanche in exchange for Radim Vrbata, March 11, 2003.												
Bayda, Ryan	03-04/06-09	LW-16/18/47	179	16	24	40	94	15	2	2	4	18
Selected in the NHL Entry Draft (North Dakota), June 24, 2000. Released July 2005. Signed as a free agent, August 4, 2006. Released, July 2009.												
Belanger, Eric	06-07	C-25	56	8	12	20	14	-	-	-	-	-
Acquired from the Los Angeles Kings along with defenseman Tim Gleason in exchange for defenseman Oleg Tverdokvsky and the rights to defenseman Jack Johnson, September 29, 2006. Traded to Nashville in exchange for center Josef Vasicek, February 9, 2007.												
Bellemore, Brett	13-15	D-73	121	4	16	20	79	-	-	-	-	-
Selected in the NHL Entry Draft (Plymouth, OHL), June 23, 2007. Released, July 2015.												
Bennett, Bill	79-80	LW-16	24	3	3	6	63	-	-	-	-	-
Selected from Boston Bruins in the 1979 NHL Expansion Draft. Released, June 1980.												

	YEARS	POS.-NO.	REGULAR SEASON					PLAYOFFS				
			GP	G	A	TP	PIM	GP	G	A	TP	PIM
<b>Bergeron, Marc-Andre</b>	13	D-47	13	0	4	4	5	—	—	—	—	—
Acquired from Tampa Bay in exchange for forward Adam Hall and a 2013 seventh-round draft pick (186th overall - Joel Vermin), April 2, 2013. Released, July 2013.												
<b>Bergevin, Marc</b>	90-92	D-36/25	79	7	17	24	68	5	0	0	0	2
Acquired from the New York Islanders for "future considerations," October 1990. Signed with Tampa Bay Lightning as a free agent, July 1992.												
<b>Berglund, Bill</b>	73-75	G-1/30	5	0	0	0	0	—	—	—	—	—
Signed from Rhode Island Eagles (AHL), September 1973. Retired, September 1974. Ended retirement, January 1975. Released, September 1975.												
<b>Biega, Danny</b>	15	D-41	10	0	2	2	0	—	—	—	—	—
Selected in NHL Entry Draft (Harvard, ECAC), June 2010.												
<b>Black, James</b>	89-92	C-23	3	4	6	10	14	—	—	—	—	—
Selected in NHL Entry Draft (Portland, WHL), June 1989. Traded to Minnesota North Stars for Mark Janssens, September 1992.												
<b>Blackburn, Don</b>	73-76	LW-22	146	40	74	114	34	12	3	6	9	6
Signed from Minnesota North Stars, September 1973. Released, September 1975. Re-signed, November 1975. Retired to become head coach, December 1976.												
<b>Blanchard, Nicolas</b>	13	F-72	9	0	0	0	20	—	—	—	—	—
Selected in the NHL Entry Draft (Chicoutimi, QMJHL), June 23, 2005. Released, July 2014.												
<b>Bodak, Bob</b>	89-90	LW-31	1	0	0	0	0	—	—	—	—	—
Signed as a free agent, July 1988. Released, June 1990.												
<b>Bodie, Troy</b>	10-11	RW-20	50	1	2	3	54	—	—	—	—	—
Claimed on waivers from the Anaheim Ducks, November 16, 2010. Released, July 2011.												
<b>Bolduc, Danny</b>	75-78	RW-21	88	15	13	28	51	30	3	10	13	8
Signed as a free agent, March 1976. Signed with Detroit Red Wings as free agent, August 1978.												
<b>Borer, Casey</b>	08/10	D-53/55	16	1	2	3	9	—	—	—	—	—
Selected in the NHL Entry Draft (St. Cloud State, WCHA), June 2004. Released, July 2011.												
<b>Borgeson, Don</b>	75-76	RW-22	31	9	8	17	4	3	1	1	2	0
Acquired from Ottawa Civics with Ralph Backstrom for "future considerations," January 1976. Placed on waivers and claimed by Calgary Cowboys, June 1976.												
<b>Bothwell, Tim</b>	85-87	D-24	66	3	8	11	53	10	0	0	0	8
Purchased from St. Louis Blues, October 1985. Traded to St. Louis Blues for Dave Barr, October 1986.												
<b>Boucher, Brian</b>	11-12	G-33	10	0	0	0	0	—	—	—	—	—
Signed as a free agent, July 2011. Traded to Philadelphia along with defenseman Mark Alt in exchange for forward Luke Pither, Jan. 13, 2013.												
<b>Boughner, Bob</b>	03-04	D-8	43	0	5	5	80	—	—	—	—	—
Acquired from the Calgary Flames for a fourth-round pick in the 2004 draft (Kristopher Hogg) and future considerations, July 16, 2003. Traded to the Colorado Avalanche for defenseman Chris Bahen, a third-round pick in the 2004 draft (Casey Borer) and future considerations, February 20, 2004.												
<b>Boulerice, Jesse</b>	02-07	RW-36	150	8	2	10	286	—	—	—	—	—
Acquired from Philadelphia for Greg Koehler, February 13, 2002. Traded to St. Louis along with Magnus Kahnberg, Mike Zigomanis, Carolina's first-round pick in 2006 and Toronto's fourth-round pick in 2006 for Doug Weight and Erkki Rajamaki, January 30, 2006. Signed as a free agent, August 2, 2006. Released July 2007.												
<b>Bourbonnais, Dan</b>	81-82/83-84	LW-12/31	59	3	25	28	11	—	—	—	—	—
Selected in NHL Entry Draft (Calgary, WHL), June 1981. Released, June 1984.												
<b>Bourgeois, Charles</b>	87-88	D-4	1	0	0	0	0	0	0	0	0	0
Acquired from St. Louis Blues with a third-round 1989 draft selection, previously traded to St. Louis Blues for Mark Reeds and upgraded to a second-round 1989 draft selection (Rick Coriveau). Released, July 1989.												
<b>Boutette, Pat</b>	79-81/84-85	C/LW-28	160	47	91	138	286	3	1	0	1	6
Acquired from Toronto Maple Leafs for Bob Stephenson, December 1979. Awarded to Pittsburgh Penguins with Kevin McClelland as compensation for Hartford signing Greg Millen, July 1981. Re-acquired from Pittsburgh Penguins for NHL rights to Ville Siren, November 1984. Released, July 1985.												
<b>Bowman, Drayson</b>	10-14	LW-21/23	176	15	18	33	53	—	—	—	—	—
Selected in the NHL Entry Draft (Spokane, WHL), June 2007. Released, July 2014.												
<b>Boychuk, Zach</b>	08-15	C/LW-22/18/11/23/32	115	11	17	28	10	—	—	—	—	—
Selected in the NHL Entry Draft (Lethbridge, WHL), June 20, 2008. Claimed on waivers by Pittsburgh, Jan. 31, 2013. Claimed on waivers from Nashville, March 21, 2013.												
<b>Brendl, Pavel</b>	03-04	RW-55/23	26	5	4	9	10	—	—	—	—	—
Acquired along with Bruno St. Jacques from Philadelphia Flyers for Sami Kapanen and Ryan Bast, February 7, 2003. Traded to Phoenix for Krystofer Kolanos, December 28, 2005.												
<b>Brent, Tim</b>	11-13	C-37	109	12	15	27	35	—	—	—	—	—
Signed as a free agent, July 2011. Released, July 2013.												
<b>Brind'Amour, Rod</b>	00-10	C-27/17	694	174	299	473	402	72	18	20	38	46
Acquired from Philadelphia Flyers along with Jean-Marc Pelletier and a second-round pick in 2000 in exchange for Keith Primeau and a fifth-round pick on January 23, 2000. Retired as a player on June 30, 2010.												
<b>Britz, Greg</b>	86-87	RW-40	1	0	0	0	0	—	—	—	—	—
Signed as a free agent (Toronto), October 1986. Released, July 1987.												
<b>Brodeur, Richard</b>	87-88	G-31	6	0	0	0	2	4	0	0	0	0
Acquired from Vancouver Canucks for Steve Weeks, March 1988. Retired, November 1988.												
<b>Brookbank, Wade</b>	07-09	D/LW-28	59	2	1	3	166	—	—	—	—	—
Signed as a free agent (Boston), July 3, 2007. Traded to Tampa Bay along with Josef Melichar and a 2009 fourth-round pick, February 7, 2009.												
<b>Brown, Jeff</b>	96-98	D-27/21	81	10	41	51	54	—	—	—	—	—
Acquired from Vancouver Canucks in a three-team trade, December 20, 1995. The Whalers traded Jocelyn Lemieux and their second-round draft pick in 1998 NHL Entry Draft for Jim Dowd and New Jersey's second-round pick in 1997. The Whalers then traded Dowd, a second pick in 1997 (Ryan Bonni), and Frantisek Kucera to Vancouver for Brown and Vancouver's third-round draft pick in the 1998 NHL Entry Draft (pick traded to Dallas on Draft Day '98 - Stars selected John Erskine). Traded to Toronto Maple Leafs for fourth-round draft pick in 1999 NHL Entry Draft, January 2, 1998.												
<b>Brown, Kevin</b>	96-98	RW-46	15	0	4	4	6	—	—	—	—	—
Acquired from Mighty Ducks of Anaheim for Espen Knutsen on October 1, 1996.												
<b>Brown, Patrick</b>	14	C-36	7	0	0	0	4	—	—	—	—	—
Signed as a free agent, April 12, 2014.												
<b>Brown, Rob</b>	90-92	RW-4/44	86	34	39	73	136	5	1	0	1	7
Acquired in a December 1990 trade from Pittsburgh Penguins for Scott Young. Traded to Chicago Blackhawks for Steve Konroyd, January 1992.												
<b>Brownschidle, Jack</b>	83-86	D-34	39	3	6	9	19	—	—	—	—	—
Acquired on waivers from St. Louis Blues, March 1984. Released, July 1986.												
<b>Brownschidle, Jeff</b>	81-83	D-33	7	0	1	1	2	—	—	—	—	—
Signed as free agent (Notre Dame), May 1981. Released, July 1984.												
<b>Brubaker, Jeff</b>	78-81	LW-22	58	5	4	9	114	3	0	0	0	12
Selected in WHA Amateur Draft (Peterborough, OHA), June 1978. Selected by Montreal Canadiens in NHL Waiver Draft, October 1981.												

# ALL-TIME ROSTER

	YEARS	POS.-NO.	REGULAR SEASON					PLAYOFFS				
			GP	G	A	TP	PIM	GP	G	A	TP	PIM
<b>Burke, Sean</b>	<b>92-98</b>	<b>G-1</b>	<b>281</b>	<b>0</b>	<b>12</b>	<b>12</b>	<b>85</b>	—	—	—	—	—
Acquired from New Jersey Devils with Eric Weinrich for Bobby Holik and a second-round 1993 draft pick (Jay Pandolfo), August 1992. Traded to the Vancouver Canucks along with Geoff Sanderson and Enrico Ciccone in exchange for Kirk McLean and Martin Gelinas, January 3, 1998.												
<b>Burt, Adam</b>	<b>88-99</b>	<b>D-6</b>	<b>626</b>	<b>36</b>	<b>106</b>	<b>142</b>	<b>875</b>	<b>4</b>	<b>0</b>	<b>0</b>	<b>0</b>	<b>0</b>
Selected in the NHL Entry Draft (North Bay, OHL), June 1987. Traded to Philadelphia Flyers for Andrei Kovalenko, March 6, 1999.												
<b>Busniuk, Ron</b>	<b>75-77</b>	<b>D-5</b>	<b>66</b>	<b>1</b>	<b>12</b>	<b>13</b>	<b>196</b>	<b>17</b>	<b>0</b>	<b>2</b>	<b>2</b>	<b>14</b>
Claimed in dispersal draft of folded Minnesota Fighting Saints, March 1976. Traded with Brett Callighen to Edmonton Oilers for Mike Antonovich and Bill Butters, February 1977.												
<b>Butters, Bill</b>	<b>76-78</b>	<b>D-22</b>	<b>71</b>	<b>2</b>	<b>21</b>	<b>23</b>	<b>134</b>	<b>5</b>	<b>0</b>	<b>1</b>	<b>1</b>	<b>15</b>
Acquired with Mike Antonovich from Edmonton Oilers for Brett Callighen and Ron Busniuk, February 1977. Cleared WHA waivers and signed with Minnesota North Stars, February 1978.												
<b>Byers, Mike</b>	<b>72-76</b>	<b>RW-21</b>	<b>187</b>	<b>61</b>	<b>54</b>	<b>115</b>	<b>20</b>	<b>25</b>	<b>10</b>	<b>11</b>	<b>21</b>	<b>20</b>
Acquired from Los Angeles Sharks for Mike Hyndman, February 1973. Sold to Cincinnati Stingers, February 1976.												
<b>—C—</b>												
<b>Caffery, Terry</b>	<b>72-76</b>	<b>C-7</b>	<b>143</b>	<b>54</b>	<b>98</b>	<b>152</b>	<b>26</b>	<b>8</b>	<b>3</b>	<b>7</b>	<b>10</b>	<b>0</b>
WHA rights acquired from Philadelphia Blazers for “future considerations,” June 1972. Traded to Calgary Cowboys for an undisclosed draft choice and other considerations, October 1975.												
<b>Callighen, Brett</b>	<b>76-77</b>	<b>C-22</b>	<b>33</b>	<b>6</b>	<b>10</b>	<b>16</b>	<b>41</b>	—	—	—	—	—
Signed as a free agent (Kalamazoo, IHL), October 1976. Traded to Edmonton Oilers with Ron Busniuk for Mike Antonovich and Bill Butters, February 1977. Re-acquired from Edmonton Oilers for “future considerations,” June 1977. Traded to Edmonton Oilers with Dave Dryden and two 1977 draft picks for Louis Levasseur, September 1977.												
<b>Carleton, Wayne</b>	<b>74-76</b>	<b>C-9</b>	<b>107</b>	<b>47</b>	<b>60</b>	<b>107</b>	<b>56</b>	<b>6</b>	<b>2</b>	<b>5</b>	<b>7</b>	<b>14</b>
Acquired from Toronto Toros for “future considerations” (Jim Dorey) and a second-round 1975 draft choice. Traded to Edmonton Oilers for Mike Rogers and “future considerations,” January 1975.												
<b>Carlson, Jack</b>	<b>76-79</b>	<b>LW-23</b>	<b>136</b>	<b>18</b>	<b>32</b>	<b>50</b>	<b>334</b>	<b>14</b>	<b>2</b>	<b>2</b>	<b>4</b>	<b>23</b>
Acquired from Edmonton Oilers with Dave Dryden, Steve Carlson, Dave Keon and John McKenzie for Dan Arndt, “future considerations” (WHA rights to Dave Debol) and cash, January 1977. Traded to Minnesota North Stars for “future considerations,” February 1979.												
<b>Carlson, Steve</b>	<b>76-78</b>	<b>C/RW-26</b>	<b>69</b>	<b>10</b>	<b>16</b>	<b>26</b>	<b>51</b>	<b>18</b>	<b>2</b>	<b>7</b>	<b>9</b>	<b>11</b>
Signed as a free agent after demise of the original Minnesota Fighting Saints, May 1976. Selected by Florida Breakers (“new” Minnesota Fighting Saints) in WHA Intra League Draft, May 1976. Acquired from Edmonton Oilers with Dave Dryden, Jack Carlson, Dave Keon and John McKenzie for “future considerations” (the rights to Dave Debol), cash and Dan Arndt, January 1977. Placed on waivers and claimed by Edmonton Oilers, May 1978.												
<b>Carroll, Greg</b>	<b>77-78/79-80</b>	<b>C-11/31</b>	<b>119</b>	<b>22</b>	<b>33</b>	<b>55</b>	<b>51</b>	—	—	—	—	—
Acquired with Bryan Maxwell from Cincinnati Stingers for WHA rights to Mike Liut and a second-round 1978 draft choice. Returned to Cincinnati Stingers for Ron Plumb, February 1978. Signed as a free agent after release by Detroit Red Wings, July 1979. Released, July 1990.												
<b>Carson, Brett</b>	<b>08-11</b>	<b>D-27</b>	<b>72</b>	<b>2</b>	<b>10</b>	<b>12</b>	<b>20</b>	—	—	—	—	—
Selected in the NHL Entry Draft (Calgary, WHL), June 2004. Claimed on waivers by the Calgary Flames, February 28, 2011.												
<b>Carson, Jimmy</b>	<b>94-95</b>	<b>C-33</b>	<b>49</b>	<b>10</b>	<b>10</b>	<b>20</b>	<b>29</b>	—	—	—	—	—
Signed as a free agent, July 1994. Released December 1995.												
<b>Carson, Lindsay</b>	<b>87-88</b>	<b>LW-28</b>	<b>27</b>	<b>5</b>	<b>4</b>	<b>9</b>	<b>30</b>	<b>5</b>	<b>1</b>	<b>2</b>	<b>3</b>	<b>2</b>
Acquired from Philadelphia Flyers for Paul Lawless, February 1988. Released, July 1989.												
<b>Carter, Anson</b>	<b>07-07</b>	<b>RW-77</b>	<b>10</b>	<b>1</b>	<b>0</b>	<b>1</b>	<b>2</b>	—	—	—	—	—
Acquired from the Columbus Blue Jackets in exchange for Carolina’s fifth-round pick in 2008, February 23, 2007. Released, July 2007.												
<b>Carter, Ryan</b>	<b>10-11</b>	<b>C-29</b>	<b>32</b>	<b>0</b>	<b>3</b>	<b>3</b>	<b>22</b>	—	—	—	—	—
Acquired from the Anaheim Ducks in exchange for Stefan Chaput and Matt Kennedy, November 23, 2010. Traded to the Florida Panthers along with a 2011 fifth-round pick in exchange for Cory Stillman, February 22, 2011.												
<b>Cassels, Andrew</b>	<b>91-97</b>	<b>C-21</b>	<b>438</b>	<b>97</b>	<b>254</b>	<b>351</b>	<b>220</b>	<b>7</b>	<b>2</b>	<b>4</b>	<b>6</b>	<b>6</b>
Acquired from Montreal Canadiens for 1992 second-round pick (Valeri Bure), September 1991. Traded to Calgary along with Jean-Sebastien Giguere for Gary Roberts and Trevor Kidd, August 25, 1997.												
<b>Chapman, Brian</b>	<b>90-92</b>	<b>D-42</b>	<b>3</b>	<b>0</b>	<b>0</b>	<b>0</b>	<b>29</b>	—	—	—	—	—
Selected in NHL Entry Draft, June 1986. Released June 1993.												
<b>Charlebois, Bob</b>	<b>73-75</b>	<b>LW-18</b>	<b>110</b>	<b>8</b>	<b>10</b>	<b>18</b>	<b>6</b>	<b>11</b>	<b>1</b>	<b>0</b>	<b>1</b>	<b>4</b>
Acquired from Ottawa Civics for Brit Selby, June 1973. Retired, June 1976.												
<b>Chase, Kelly</b>	<b>96-97</b>	<b>RW-15/27/39</b>	<b>111</b>	<b>3</b>	<b>10</b>	<b>13</b>	<b>493</b>	—	—	—	—	—
Selected in 1995 NHL Waiver Draft. Traded to Toronto Maple Leafs for an eighth-round draft pick in 1998 (Jaroslav Svoboda), March 18, 1997.												
<b>Chiasson, Steve</b>	<b>97-99</b>	<b>D-3</b>	<b>112</b>	<b>11</b>	<b>46</b>	<b>57</b>	<b>88</b>	<b>6</b>	<b>1</b>	<b>2</b>	<b>3</b>	<b>2</b>
Acquired from Calgary Flames along with a third-round draft pick in 1997 (Francis Lessard) for Hnat Domenichelli, Glen Featherstone a second-round draft pick in 1997 (Dimitri Kokorev) and a third-round draft pick in 1998.												
<b>Chibirev, Igor</b>	<b>93-94</b>	<b>C-32</b>	<b>37</b>	<b>4</b>	<b>11</b>	<b>15</b>	<b>2</b>	—	—	—	—	—
Selected in NHL Entry Draft (Fort Wayne, IHL), June 1993. Released, June 1995.												
<b>Churla, Shane</b>	<b>86-88</b>	<b>LW-22</b>	<b>22</b>	<b>0</b>	<b>1</b>	<b>1</b>	<b>92</b>	<b>2</b>	<b>0</b>	<b>0</b>	<b>0</b>	<b>42</b>
Selected in NHL Entry Draft (Medicine Hat, WHL), June 1985. Traded to Calgary Flames with Dana Murzyn for Neil Sheehy, Carey Wilson and the rights to Lane MacDonald, January 1988.												
<b>Ciccone, Enrico</b>	<b>97-98</b>	<b>D-39</b>	<b>14</b>	<b>0</b>	<b>3</b>	<b>3</b>	<b>83</b>	—	—	—	—	—
Acquired from Chicago Blackhawks for Ryan Risadore and a 1998 fifth-round draft pick (Chicago traded pick to Toronto on Draft Day '98 - Toronto chose Morgan Warren), July 25, 1997. Traded to Vancouver Canucks along with Sean Burke and Geoff Sanderson for Kirk McLean and Martin Gelinas, January 3, 1998.												
<b>Climie, Ron</b>	<b>74-77</b>	<b>L/RW-15</b>	<b>93</b>	<b>33</b>	<b>24</b>	<b>57</b>	<b>29</b>	<b>6</b>	<b>3</b>	<b>0</b>	<b>3</b>	<b>0</b>
Acquired from Edmonton Oilers for Tim Sheehy, February 1975. Released, June 1977.												
<b>Coffey, Paul</b>	<b>96-97, 98-00</b>	<b>D-77</b>	<b>133</b>	<b>16</b>	<b>42</b>	<b>58</b>	<b>86</b>	<b>5</b>	<b>0</b>	<b>1</b>	<b>1</b>	<b>2</b>
Acquired from Detroit Red Wings with Keith Primeau and a 1997 first-round draft pick (Nikos Tselios) for Brendan Shanahan and Brian Glynn on October 9, 1996. Traded to Philadelphia Flyers with 1997 third-round draft pick (Kris Mallette) for Kevin Haller, a 1997 first-round pick (pick traded to San Jose Sharks [Scott Hannan] for 28th pick [Brad Defauw] and San Jose’s third choice in 1998) and a 1997 seventh-round draft pick (Andrew Merrick) on December 15, 1996. Acquired from Chicago Blackhawks for Nelson Emerson, December 29, 1998. Signed by Boston Bruins as a free agent, July 13, 2000.												
<b>Cole, Erik</b>	<b>01-08/09-11</b>	<b>RW-26</b>	<b>557</b>	<b>168</b>	<b>195</b>	<b>363</b>	<b>494</b>	<b>43</b>	<b>6</b>	<b>8</b>	<b>14</b>	<b>52</b>
Selected in NHL Entry Draft (Clarkson, ECAC), June 27, 1998. Traded to the Edmonton Oiler in exchange for Joni Pitkanen, July 1, 2008. Re-acquired from Edmonton along with a 2009 fifth-round draft pick in exchange for Patrick O’Sullivan and a 2009 second-round draft pick, March 4, 2009. Signed as a free agent with the Montreal Canadiens, July 1, 2011.												
<b>Commodore, Mike</b>	<b>05-08</b>	<b>D-22</b>	<b>195</b>	<b>13</b>	<b>41</b>	<b>54</b>	<b>325</b>	<b>25</b>	<b>2</b>	<b>2</b>	<b>4</b>	<b>33</b>
Acquired from Calgary for Atlanta’s third-round draft pick (69th overall - Gord Baldwin) in the 2005 draft, July 29, 2005. Traded to Ottawa along with forward Cory Stillman in exchange for defenseman Joe Corvo and right wing Patrick Eaves, February 11, 2008.												

	YEARS	POS.-NO.	REGULAR SEASON					PLAYOFFS				
			GP	G	A	TP	PIM	GP	G	A	TP	PIM
<b>Conboy, Tim</b>	<b>08-10</b>	<b>D/RW-38</b>	<b>59</b>	<b>0</b>	<b>6</b>	<b>6</b>	<b>121</b>	<b>3</b>	<b>0</b>	<b>0</b>	<b>0</b>	<b>0</b>
Signed as a free agent, July 21, 2006. Signed with Buffalo in July 2010.												
<b>Cooley, Gaye</b>	<b>75-76</b>	<b>G-29</b>	—	—	—	—	—	<b>1</b>	<b>0</b>	<b>0</b>	<b>0</b>	<b>0</b>
Signed as a free agent on emergency basis, April 1976. Released at conclusion of 1976 playoffs.												
<b>Corriveau, Yvon</b>	<b>89-94</b>	<b>LW-20/11</b>	<b>114</b>	<b>22</b>	<b>15</b>	<b>37</b>	<b>90</b>	<b>11</b>	<b>4</b>	<b>2</b>	<b>6</b>	<b>18</b>
Acquired from the Washington Capitals for Mike Liut, March 1990. Traded to Washington Capitals to complete Kypreos for Hunter deal, August 1992. Re-acquired from San Jose Sharks to complete Michel Picard trade (October 1992), January 1993.												
<b>Corvo, Joe</b>	<b>08-10/10-11/13</b>	<b>D-77</b>	<b>260</b>	<b>42</b>	<b>86</b>	<b>128</b>	<b>68</b>	<b>18</b>	<b>2</b>	<b>5</b>	<b>7</b>	<b>4</b>
Acquired from the Ottawa Senators along with right wing Patrick Eaves in exchange for defenseman Mike Commodore and forward Cory Stillman, February 11, 2008. Traded to the Washington Capitals in exchange for Brian Pothier, Oskar Osala and Washington's 2011 second-round pick, March 3, 2010. Signed as a free agent, July 7, 2010. Traded to the Boston Bruins in exchange for Boston's 2012 fourth-round draft pick, July 5, 2011. Signed as a free agent, July 1, 2012. Released, July 2013.												
<b>Cote, Sylvain</b>	<b>84-91</b>	<b>D-21</b>	<b>380</b>	<b>31</b>	<b>61</b>	<b>92</b>	<b>147</b>	<b>22</b>	<b>1</b>	<b>6</b>	<b>7</b>	<b>10</b>
Selected in NHL Entry Draft (Quebec, QMJHL), June 1984. Traded to Washington Capitals for 1992 second-round draft pick (Andrei Nikolishin), September 1991.												
<b>Courteau, Yves</b>	<b>86-87</b>	<b>RW-36</b>	<b>4</b>	<b>0</b>	<b>0</b>	<b>0</b>	<b>0</b>	—	—	—	—	—
Acquired from Calgary Flames for Mark Paterson, October 1986. Retired, June 1988.												
<b>Craven, Murray</b>	<b>91-93</b>	<b>LW-12/32</b>	<b>128</b>	<b>49</b>	<b>72</b>	<b>121</b>	<b>58</b>	<b>7</b>	<b>3</b>	<b>3</b>	<b>6</b>	<b>6</b>
Acquired with a fourth-round 1992 draft pick (Kevin Smyth) from Philadelphia Flyers for Kevin Dineen, November 1991. Traded with a 1993 fifth-round draft pick (Scott Walker) to Vancouver Canucks for Robert Kron, a 1993 third-round draft pick (Marek Malik) and "future considerations" (Jim Sandlak), March 1993.												
<b>Crawford, Bob</b>	<b>83-86</b>	<b>RW-25</b>	<b>182</b>	<b>64</b>	<b>59</b>	<b>123</b>	<b>56</b>	—	—	—	—	—
Claimed from St. Louis Blues in NHL Waiver Draft, October 1983. Traded to New York Rangers for Mike McEwen, March 1986.												
<b>Crombeen, Mike</b>	<b>83-85</b>	<b>RW-18</b>	<b>102</b>	<b>5</b>	<b>11</b>	<b>16</b>	<b>41</b>	—	—	—	—	—
Claimed from St. Louis Blues in NHL Waiver Draft, October 1983. Released, July 1985.												
<b>Crossman, Doug</b>	<b>90-91</b>	<b>D-3</b>	<b>41</b>	<b>4</b>	<b>19</b>	<b>23</b>	<b>19</b>	—	—	—	—	—
Acquired in November 1990 trade with New York Islanders for Ray Ferraro and a 1992 fifth-round draft pick (Ryan Duthre). Traded to Detroit Red Wings for Doug Houda in February 1991.												
<b>Crowley, Ted</b>	<b>93-94</b>	<b>D-33</b>	<b>21</b>	<b>1</b>	<b>2</b>	<b>3</b>	<b>10</b>	—	—	—	—	—
Acquired from Toronto Maple Leafs in a trade for Mark Greig and a sixth-round 1995 draft pick (Doug Bonner), January 1994. Released, June 1994.												
<b>Culhane, Jim</b>	<b>89-90</b>	<b>D-41</b>	<b>6</b>	<b>0</b>	<b>1</b>	<b>1</b>	<b>4</b>	—	—	—	—	—
Selected in NHL Entry Draft (Western Michigan, CCHA), June 1984. Released, June 1990.												
<b>Cullen, John</b>	<b>90-93</b>	<b>C-15/11</b>	<b>109</b>	<b>39</b>	<b>63</b>	<b>102</b>	<b>217</b>	<b>13</b>	<b>4</b>	<b>8</b>	<b>12</b>	<b>22</b>
Acquired in a March 1991 trade with Zarek Zalapski and Jeff Parker from Pittsburgh Penguins for Ron Francis, Ulf Samuelsson and Grant Jennings. Traded to Toronto Maple Leafs for a second-round draft pick in 1993 (later traded to San Jose, Vlastimil Kroupa), November 1992.												
<b>Cullen, Matt</b>	<b>05-06/07-10</b>	<b>C-8</b>	<b>266</b>	<b>72</b>	<b>109</b>	<b>181</b>	<b>118</b>	<b>43</b>	<b>7</b>	<b>17</b>	<b>24</b>	<b>26</b>
Signed as a free agent, August 2004. Signed by the New York Rangers as a free agent, July 2006. Acquired from the New York Rangers in exchange for defenseman Andrew Hutchinson, center Joe Barnes and Carolina's third-round draft pick in 2008, July 17, 2007. Traded to Ottawa in exchange for defenseman Alexandre Picard and Ottawa's 2010 second-round pick, February 12, 2010.												
<b>Cunniff, John</b>	<b>72-74</b>	<b>LW-17</b>	<b>63</b>	<b>10</b>	<b>10</b>	<b>20</b>	<b>30</b>	<b>18</b>	<b>2</b>	<b>2</b>	<b>4</b>	<b>2</b>
Selected in WHA Player Selection Draft (Rochester, AHL), February 1972. Released, May 1974.												
<b>Cunneynworth, Randy</b>	<b>89-94</b>	<b>LW-7</b>	<b>216</b>	<b>39</b>	<b>36</b>	<b>75</b>	<b>311</b>	<b>12</b>	<b>3</b>	<b>0</b>	<b>3</b>	<b>11</b>
Acquired from Winnipeg Jets for Paul MacDermid, December 1989. Traded with Gary Suter and third-round 1995 draft pick (Kevin McKay) to Chicago Blackhawks for Frantisek Kucera and Jocelyn Lemieux, March 1994.												
<b>Currie, Tony</b>	<b>83-85</b>	<b>RW-26</b>	<b>45</b>	<b>15</b>	<b>24</b>	<b>39</b>	<b>6</b>	—	—	—	—	—
Signed as a free agent after release by Vancouver Canucks, January 1984. Traded to Edmonton Oilers for "future considerations," December 1984.												
<b>Cyr, Paul</b>	<b>90-92</b>	<b>LW-18</b>	<b>87</b>	<b>12</b>	<b>16</b>	<b>28</b>	<b>126</b>	<b>6</b>	<b>1</b>	<b>0</b>	<b>1</b>	<b>10</b>
Signed as a free agent, October 1990. Released, June 1993.												
<b>-D-</b>												
<b>D'Alessio, Corrie</b>	<b>92-93</b>	<b>G-35</b>	<b>1</b>	<b>0</b>	<b>0</b>	<b>0</b>	<b>0</b>	—	—	—	—	—
Acquired from Vancouver Canucks with a 1993 fifth-round draft pick (later traded back to Vancouver in Murray Craven trade) for Kay Whitmore, October 1992. Released, June 1993.												
<b>Dalpe, Zac</b>	<b>10-13</b>	<b>F-22</b>	<b>41</b>	<b>5</b>	<b>5</b>	<b>10</b>	<b>4</b>	—	—	—	—	—
Selected in NHL Entry Draft (Penticton, BCHL), June 21, 2008. Traded to Vancouver along with Jeremy Welsh in exchange for Kellan Tochkin, September 29, 2013.												
<b>Danby, John (Jake)</b>	<b>72-76</b>	<b>C-12/24</b>	<b>150</b>	<b>16</b>	<b>25</b>	<b>41</b>	<b>16</b>	<b>19</b>	<b>1</b>	<b>1</b>	<b>2</b>	<b>0</b>
Selected in WHA Player Selection Draft (Boston University), February 1972. Released, May 1974.												
<b>Daniels, Jeff</b>	<b>95-97/99-03</b>	<b>LW-37/17/11/16</b>	<b>272</b>	<b>8</b>	<b>12</b>	<b>20</b>	<b>45</b>	<b>29</b>	<b>0</b>	<b>3</b>	<b>3</b>	<b>2</b>
Signed as a free agent on July 18, 1995. Claimed by the Nashville Predators in Expansion Draft, June 26, 1998. Signed as a free agent on August 31, 1999. , Retired November 2003.												
<b>Daniels, Scott</b>	<b>92-96</b>	<b>LW-48/17/15</b>	<b>66</b>	<b>3</b>	<b>6</b>	<b>9</b>	<b>328</b>	—	—	—	—	—
Selected in NHL Entry Draft (Regina, WHL), June 1989. Signed as a free agent with Philadelphia Flyers, June 1996.												
<b>Day, Joe</b>	<b>91-93</b>	<b>LW-41/15</b>	<b>48</b>	<b>1</b>	<b>10</b>	<b>11</b>	<b>47</b>	—	—	—	—	—
Selected in NHL Entry Draft, June 1987. Signed by New York Islanders as a free agent, August 1993.												
<b>Debol, Dave</b>	<b>79-81</b>	<b>C-15</b>	<b>92</b>	<b>26</b>	<b>26</b>	<b>52</b>	<b>4</b>	<b>3</b>	<b>0</b>	<b>0</b>	<b>0</b>	<b>0</b>
Selected in WHA Amateur Draft (Michigan, WCHA), May 1976. WHA rights traded to Edmonton Oilers to complete previous deal in which Hartford traded "future considerations," Dan Arndt and cash for Dave Keon, Jack Carlson, Steve Carlson, Dave Dryden and John McKenzie, June 1977. Claimed by Hartford in WHA Dispersal Draft (Cincinnati Stingers), June 1979. Released, June 1981.												
<b>DeFauw, Brad</b>	<b>03</b>	<b>LW-39</b>	<b>9</b>	<b>3</b>	<b>0</b>	<b>3</b>	<b>2</b>	—	—	—	—	—
Selected in NHL Entry Draft (North Dakota), June 20, 1997. Released, June 2004.												
<b>DesRochers, Patrick</b>	<b>03</b>	<b>G-30</b>	<b>2</b>	<b>0</b>	<b>0</b>	<b>0</b>	<b>0</b>	—	—	—	—	—
Acquired from the Phoenix Coyotes in exchange for Jean-Marc Pelletier, December 30, 2002. Released, June 2004.												
<b>Diduck, Gerald</b>	<b>95-97</b>	<b>C-44/4</b>	<b>136</b>	<b>2</b>	<b>19</b>	<b>21</b>	<b>128</b>	—	—	—	—	—
Signed as a free agent, August 1, 1995. Traded to Phoenix Coyotes for Chris Murray on March 18, 1997.												
<b>DiMaio, Rob</b>	<b>00-01</b>	<b>LW-19</b>	<b>74</b>	<b>6</b>	<b>18</b>	<b>24</b>	<b>54</b>	<b>6</b>	<b>0</b>	<b>0</b>	<b>0</b>	<b>4</b>
Acquired from NY Rangers along with Darren Langdon for Sandy McCarthy and a fourth round pick in 2001, August 4, 2000. Signed as a free agent with the Dallas Stars, July 1, 2001.												
<b>Dineen, Kevin</b>	<b>84-91/95-99</b>	<b>RW-29/11</b>	<b>708</b>	<b>250</b>	<b>294</b>	<b>544</b>	<b>1439</b>	<b>44</b>	<b>17</b>	<b>14</b>	<b>31</b>	<b>109</b>
Selected in third-round (Denver University) of 1982 NHL Entry Draft. Traded to Philadelphia Flyers for Murray Craven and a fourth-round 1992 draft pick (Kevin Smyth), November 1991. Re-acquired from Philadelphia for a seventh-round draft pick in 1997, who was reacquired as part of the Paul Coffey trade (Andrew Merrick), December 28, 1995. Signed by the Ottawa Senators as a free agent on September 2, 1999.												

# ALL-TIME ROSTER

	YEARS	POS.-NO.	REGULAR SEASON					PLAYOFFS				
			GP	G	A	TP	PIM	GP	G	A	TP	PIM
<b>Dingman, Chris</b>	<b>01-02</b>	<b>LW-19</b>	<b>30</b>	<b>0</b>	<b>1</b>	<b>1</b>	<b>77</b>	—	—	—	—	—
Acquired from Colorado Avalanche in exchange for a fifth round pick in 2001, June 24, 2001. Traded to Tampa Bay Lightning along with Shane Willis in exchange for Kevin Weekes, March 5, 2002.												
<b>Domenichelli, Hnat</b>	<b>96-97</b>	<b>LW-17</b>	<b>13</b>	<b>2</b>	<b>1</b>	<b>3</b>	<b>7</b>	—	—	—	—	—
Traded to Calgary Flames along with Glen Featherstone, a second-round 1997 draft pick (Dimitri Kokorev) and a third-round 1998 draft pick for Steve Chiasson and a third-round draft pick (Francis Lessard) in 1997.												
<b>Dorey, Jim</b>	<b>72-75</b>	<b>D-10</b>	<b>183</b>	<b>18</b>	<b>113</b>	<b>131</b>	<b>272</b>	<b>21</b>	<b>3</b>	<b>22</b>	<b>25</b>	<b>67</b>
WHA rights acquired from Ottawa Nationals, July 1972. Traded to Toronto Toros to complete earlier trade for Wayne Carleton, December 1974.												
<b>Douglas, Jordy</b>	<b>78-82</b>	<b>LW-11</b>	<b>213</b>	<b>62</b>	<b>50</b>	<b>112</b>	<b>127</b>	<b>10</b>	<b>4</b>	<b>0</b>	<b>4</b>	<b>23</b>
Selected in WHA Amateur Draft, June 1978. Selected by Toronto Maple Leafs in NHL Reclaim Draft, but remained with Hartford as a priority selection for the expansion draft, June 1979. Traded to Minnesota North Stars to complete earlier trade in which Mark Johnson and Kent Erik Andersson came to Hartford in exchange for a 1984 fifth-round draft choice and "future considerations" (Jordy Douglas), October 1982.												
<b>Druken, Harold</b>	<b>02-03</b>	<b>C-15</b>	<b>14</b>	<b>0</b>	<b>1</b>	<b>1</b>	<b>2</b>	—	—	—	—	—
Acquired along with Jan. Hlavac from the Vancouver Canucks in exchange for Marek Malik and Darren Langdon, November 1, 2002. Claimed on waivers by Toronto, December 11, 2002. Claimed on waivers from Toronto, January 17, 2003. Traded to the Toronto Maple Leafs for Allan Rourke, May 29, 2003.												
<b>Drury, Ted</b>	<b>93-95</b>	<b>C-17/13</b>	<b>50</b>	<b>4</b>	<b>11</b>	<b>15</b>	<b>31</b>	—	—	—	—	—
Acquired with Gary Suter and Paul Ranheim from Calgary Flames for Zarley Zalapski, James Patrick and Michael Nylander, March 1994. Claimed by Ottawa Senators from Hartford in Waiver Draft, October 1995.												
<b>Dunn, Richie</b>	<b>83-85</b>	<b>D-4</b>	<b>76</b>	<b>6</b>	<b>24</b>	<b>30</b>	<b>32</b>	—	—	—	—	—
Acquired from Calgary Flames with Joel Quenneville for Mickey Volcan, July 1983. Released, June 1985.												
<b>Dupont, Norm</b>	<b>83-84</b>	<b>LW-15</b>	<b>40</b>	<b>7</b>	<b>15</b>	<b>22</b>	<b>12</b>	—	—	—	—	—
Acquired from Winnipeg Jets for a 1984 fourth-round draft pick (Chris Mills), July 1983. Released, June 1984.												
<b>Dvorak, Radek</b>	<b>13-14</b>	<b>RW-18</b>	<b>60</b>	<b>4</b>	<b>5</b>	<b>9</b>	<b>41</b>	—	—	—	—	—
Signed as a free agent, Oct. 2, 2013. Released, July 2014.												
<b>Dwyer, Patrick</b>	<b>08-15</b>	<b>RW-39</b>	<b>416</b>	<b>42</b>	<b>51</b>	<b>93</b>	<b>77</b>	<b>2</b>	<b>0</b>	<b>1</b>	<b>1</b>	<b>0</b>
Signed as a free agent, July 7, 2006. Released, July 2015.												
<b>Dykstra, Steve</b>	<b>89-90</b>	<b>D-4</b>	<b>9</b>	<b>0</b>	<b>0</b>	<b>0</b>	<b>2</b>	—	—	—	—	—
Signed as a free agent, October 1989. Traded to Boston Bruins AHL affiliate, Maine Mariners, for Jeff Sirkka, February 1990.												
<b>—E—</b>												
<b>Earl, Tom</b>	<b>72-77</b>	<b>RW-27</b>	<b>347</b>	<b>40</b>	<b>56</b>	<b>96</b>	<b>116</b>	<b>46</b>	<b>3</b>	<b>11</b>	<b>14</b>	<b>28</b>
Selected in WHA Player Selection Draft (Kansas City Blues, CHL), February 1972. Rights traded to Cincinnati Stingers, June 1974. Re-acquired from Cincinnati, August 1974. Retired, April 1977.												
<b>Eaves, Patrick</b>	<b>08-09</b>	<b>RW-44</b>	<b>85</b>	<b>7</b>	<b>12</b>	<b>19</b>	<b>35</b>	<b>18</b>	<b>1</b>	<b>2</b>	<b>3</b>	<b>13</b>
Acquired from Ottawa along with defenseman Joe Corvo in exchange for defenseman Mike Commodore and left wing Cory Stillman, February 11, 2008. Traded to Boston along with a 2010 fourth-round pick in exchange for defenseman Aaron Ward, July 24, 2009.												
<b>Ellis, Dan</b>	<b>13</b>	<b>G-31</b>	<b>19</b>	<b>0</b>	<b>2</b>	<b>2</b>	<b>0</b>	—	—	—	—	—
Signed as a free agent, Jan. 13, 2013. Released, July 2013.												
<b>Emerson, Nelson</b>	<b>95-98</b>	<b>RW-16</b>	<b>263</b>	<b>67</b>	<b>95</b>	<b>162</b>	<b>198</b>	—	—	—	—	—
Acquired from Winnipeg Jets for Darren Turcotte, October 6, 1995. Traded to Chicago Blackhawks in exchange for Paul Coffey, December 29, 1998.												
<b>Evason, Dean</b>	<b>84-91</b>	<b>C-12</b>	<b>412</b>	<b>87</b>	<b>148</b>	<b>235</b>	<b>597</b>	<b>38</b>	<b>8</b>	<b>15</b>	<b>23</b>	<b>108</b>
Acquired from Washington Capitals with Peter Sidorkiewicz for David A. Jensen, March 1985. Traded to San Jose Sharks for Dan Kecmer, October 1991.												
<b>—F—</b>												
<b>Fast, Brad</b>	<b>04</b>	<b>D-47</b>	<b>1</b>	<b>1</b>	<b>0</b>	<b>1</b>	<b>0</b>	—	—	—	—	—
Selected in NHL Entry Draft (Prince George, BCJHL), June 26, 1999. Released, July 2005.												
<b>Faulk, Justin</b>	<b>11-15</b>	<b>D-27/28</b>	<b>262</b>	<b>33</b>	<b>85</b>	<b>118</b>	<b>111</b>	—	—	—	—	—
Selected in NHL Entry Draft (Minnesota-Duluth, WCHA), June 25, 2010.												
<b>Featherstone, Glen</b>	<b>94-97</b>	<b>D-36</b>	<b>122</b>	<b>5</b>	<b>16</b>	<b>21</b>	<b>257</b>	—	—	—	—	—
Acquired from the New York Rangers with Michael Stewart and a first-round draft choice in the 1995 NHL Entry Draft (Jean-Sebastien Giguere) and a fourth-round pick in the 1996 NHL Entry Draft (Steve Wasylo). Traded along with Hnat Domenichelli, a second-round draft pick, which was New Jersey's acquired in the Jocelyn Lemieux trade, in 1997 (Dimitri Kokorev), and a third-round draft pick (which was Vancouver's pick acquired in the Jeff Brown trade) in 1998 for Steve Chiasson and a third-round draft pick (Francis Lessard) in 1997.												
<b>Fenton, Paul</b>	<b>84-86</b>	<b>LW-11/29</b>	<b>34</b>	<b>7</b>	<b>5</b>	<b>12</b>	<b>10</b>	—	—	—	—	—
Signed as a free agent (Peoria Prancers, IHL), October 1983. Released, July 1986.												
<b>Ferraro, Ray</b>	<b>84-90</b>	<b>C-26</b>	<b>442</b>	<b>157</b>	<b>194</b>	<b>351</b>	<b>435</b>	<b>33</b>	<b>7</b>	<b>11</b>	<b>18</b>	<b>24</b>
Selected in NHL Entry Draft (Brandon, WHL), June 1982. Traded to the New York Islanders along with a 1992 fifth-round draft pick (Ryan Duthie) for Doug Crossman, February 1991.												
<b>Fichaud, Eric</b>	<b>99-00</b>	<b>G-1</b>	<b>9</b>	<b>0</b>	<b>0</b>	<b>0</b>	<b>2</b>	—	—	—	—	—
Acquired from the Nashville Predators for Carolina's 1999 fourth-round pick (Yevgeny Pavlov) and future considerations, June 26, 1999. Claimed off waivers by the Montreal Canadiens, February 11, 2000.												
<b>Fidler, Mike</b>	<b>80-82</b>	<b>LW-31/24/18</b>	<b>40</b>	<b>9</b>	<b>10</b>	<b>19</b>	<b>4</b>	—	—	—	—	—
Acquired from Minnesota North Stars for Gordie Roberts, December 1980. Released, December 1981.												
<b>Fitzpatrick, Mark</b>	<b>00-00</b>	<b>G-30</b>	<b>3</b>	<b>0</b>	<b>0</b>	<b>0</b>	<b>0</b>	—	—	—	—	—
Signed as a free agent, August 7, 1999.												
<b>Fotiu, Nick</b>	<b>74-76/79-81</b>	<b>LW-23</b>	<b>226</b>	<b>19</b>	<b>15</b>	<b>34</b>	<b>424</b>	<b>23</b>	<b>5</b>	<b>2</b>	<b>7</b>	<b>90</b>
Signed as a free agent from the Cape Cod Cubs (NAHL), June 1974. Signed with New York Rangers, June 1976. Selected by Hartford in NHL Expansion Draft, June 1979. Traded to New York Rangers for fifth-round 1981 draft pick (Bill Maguire), January 1981.												
<b>Fountain, Mike</b>	<b>97-98</b>	<b>G-30</b>	<b>3</b>	<b>0</b>	<b>0</b>	<b>0</b>	<b>2</b>	—	—	—	—	—
Signed as a free agent, August 14, 1997. Signed by Ottawa Senators as a free agent, July 31, 1999.												
<b>Francis, Ron</b>	<b>81-91, 98-04</b>	<b>C-4/10/21</b>	<b>1,186</b>	<b>382</b>	<b>793</b>	<b>1,175</b>	<b>686</b>	<b>62</b>	<b>14</b>	<b>25</b>	<b>39</b>	<b>26</b>
Selected in NHL Entry Draft (Sault St. Marie, OHL), June 1981. Traded to Pittsburgh Penguins along with Ulf Samuelsson and Grant Jennings for Zarley Zalapski, John Cullen and Jeff Parker, March 1991. Signed as a free agent, July 13, 1998. Traded to the Toronto Maple Leafs for a fourth-round pick in the 2005 NHL Entry Draft, March 9, 2004.												
<b>French, John</b>	<b>72-75</b>	<b>C/LW-11</b>	<b>226</b>	<b>60</b>	<b>124</b>	<b>184</b>	<b>102</b>	<b>26</b>	<b>8</b>	<b>15</b>	<b>23</b>	<b>4</b>
Signed as a free agent from California Golden Seals organization (Baltimore Clippers), February 1972. Traded to San Diego Mariners for second-round 1976 draft pick, October 1975.												
<b>Fridgen, Dan</b>	<b>81-83</b>	<b>LW-32/15/34</b>	<b>13</b>	<b>2</b>	<b>3</b>	<b>5</b>	<b>2</b>	—	—	—	—	—
Signed as free agent (Colgate, ECAC), April 1982. Released, June 1984.												



	YEARS	POS.-NO.	REGULAR SEASON					PLAYOFFS				
			GP	G	A	TP	PIM	GP	G	A	TP	PIM
<b>Fusco, Mark</b>	<b>83-85</b>	<b>D-33</b>	<b>80</b>	<b>3</b>	<b>12</b>	<b>15</b>	<b>42</b>	—	—	—	—	—
Signed as free agent, March 1985. Retired, October 1985.												
<b>—G—</b>												
<b>Galarneau, Michel</b>	<b>80-83</b>	<b>C-16/15/14</b>	<b>78</b>	<b>7</b>	<b>10</b>	<b>17</b>	<b>34</b>	—	—	—	—	—
Selected as underage junior in NHL Entry Draft (Hull, QMJHL), June 1982. Released, June 1984.												
<b>Gardner, Bill</b>	<b>86-87</b>	<b>C-14</b>	<b>26</b>	<b>1</b>	<b>9</b>	<b>10</b>	<b>4</b>	—	—	—	—	—
Acquired from Chicago Blackhawks for a third-round 1987 draft pick (Mike Dagenais), February 1986. Released, June 1987.												
<b>Garrett, John</b>	<b>78-82</b>	<b>G-35</b>	<b>163</b>	<b>0</b>	<b>4</b>	<b>4</b>	<b>22</b>	<b>9</b>	<b>0</b>	<b>0</b>	<b>0</b>	<b>0</b>
Acquired from Birmingham Bulls for "future considerations" September 1978. Traded to Quebec Nordiques for Michel Plasse and a 1983 fourth-round draft choice (Ron Chyzowski), December 1982.												
<b>Gateman, John Martin</b>	<b>75-76</b>	<b>D-26</b>	<b>12</b>	<b>0</b>	<b>1</b>	<b>1</b>	<b>6</b>	—	—	—	—	—
Signed as free agent (Providence Reds, AHL), September 1975. Released, June 1976.												
<b>Gaume, Dallas</b>	<b>88-89</b>	<b>C-37</b>	<b>4</b>	<b>1</b>	<b>1</b>	<b>2</b>	<b>0</b>	—	—	—	—	—
Signed as a free agent (Denver, WCHA), July 1986. Released, June 1990.												
<b>Gavin, Stewart</b>	<b>85-88</b>	<b>RW-7</b>	<b>211</b>	<b>57</b>	<b>61</b>	<b>118</b>	<b>138</b>	<b>22</b>	<b>8</b>	<b>7</b>	<b>15</b>	<b>27</b>
Acquired from Toronto Maple Leafs for Chris Kotsopoulos, October 1985. Claimed by Minnesota North Stars in 1988 NHL Waiver Draft.												
<b>Gelinas, Martin</b>	<b>97-02</b>	<b>LW-23</b>	<b>348</b>	<b>75</b>	<b>90</b>	<b>165</b>	<b>226</b>	<b>35</b>	<b>3</b>	<b>8</b>	<b>11</b>	<b>18</b>
Acquired from Vancouver Canucks along with Kirk McLean for Sean Burke, Geoff Sanderson, and Enrico Ciccone, January 3, 1998. Signed by Calgary Flames as free agent, July 2, 2002.												
<b>Gerbe, Nathan</b>	<b>13-15</b>	<b>LW-14</b>	<b>159</b>	<b>26</b>	<b>33</b>	<b>59</b>	<b>70</b>	—	—	—	—	—
Signed as a free agent, July 26, 2013.												
<b>Gerber, Martin</b>	<b>05-06</b>	<b>G-29</b>	<b>60</b>	<b>0</b>	<b>2</b>	<b>2</b>	<b>4</b>	<b>6</b>	<b>0</b>	<b>0</b>	<b>0</b>	<b>4</b>
Acquired from the Mighty Ducks of Anaheim for Tomas Malec and a 2004 third-round draft pick (Kyle Klubertanz), June 18, 2004. Signed by the Ottawa Senators as a free agent, July 2006.												
<b>Giguere, Jean-Sebastien</b>	<b>96-97</b>	<b>G-47</b>	<b>8</b>	<b>0</b>	<b>0</b>	<b>0</b>	<b>0</b>	—	—	—	—	—
Selected in 1996 NHL Entry Draft (Halifax, QMJHL) in first round (13th overall). Traded to Calgary Flames along with Andrew Cassels for Gary Roberts and Trevor Kidd, August 25, 1997.												
<b>Gilhen, Randy</b>	<b>82-83</b>	<b>RW-34</b>	<b>2</b>	<b>0</b>	<b>1</b>	<b>1</b>	<b>0</b>	—	—	—	—	—
Selected in NHL Entry Draft (Winnipeg, WHL), June 1982. Released, June 1985.												
<b>Gillen, Don</b>	<b>81-82</b>	<b>RW-18</b>	<b>34</b>	<b>1</b>	<b>4</b>	<b>5</b>	<b>22</b>	—	—	—	—	—
Acquired from Philadelphia Flyers with Blake Wesley, Rick MacLeish and first-, second- and third-round 1982 draft picks (Paul Lawless, Mark Paterson, Kevin Dineen) for Ray Allison, Fred Arthur and Hartford's first- and third-round picks in the 1982 draft (Ron Sutter, Miroslav Dvorak), July 1981. Released, July 1984.												
<b>Gillis, Paul</b>	<b>91-93</b>	<b>C-44/23</b>	<b>33</b>	<b>1</b>	<b>3</b>	<b>4</b>	<b>88</b>	<b>5</b>	<b>0</b>	<b>1</b>	<b>1</b>	<b>0</b>
Acquired from Chicago Blackhawks for "future considerations," January 1992. Retired, June 1993 to become assistant coach.												
<b>Giroux, Larry</b>	<b>79-80</b>	<b>D-32</b>	<b>47</b>	<b>2</b>	<b>5</b>	<b>7</b>	<b>44</b>	<b>3</b>	<b>0</b>	<b>0</b>	<b>0</b>	<b>2</b>
Signed as free agent after release by St. Louis Blues, December 1979. Released, September 1980.												
<b>Gleason, Tim</b>	<b>06-13, 14-15</b>	<b>D-6/8/42</b>	<b>546</b>	<b>14</b>	<b>93</b>	<b>107</b>	<b>537</b>	<b>18</b>	<b>1</b>	<b>4</b>	<b>5</b>	<b>32</b>
Acquired from the Los Angeles Kings along with Eric Belanger in exchange for defenseman Oleg Tverdovsky and the rights to defenseman Jack Johnson, September 29, 2006. Traded to the Toronto Maple Leafs in exchange for defenseman John-Michael Liles and the rights to defenseman Dennis Robertson, Jan. 1, 2014. Signed as a free agent, July 3, 2014. Traded to the Washington Capitals in exchange for defenseman Jack Hillen and Arizona's fourth-round pick in the 2015 NHL Draft (93rd overall - Callum Booth), Feb. 28, 2015.												
<b>Glynn, Brian</b>	<b>94-97</b>	<b>D-3/7</b>	<b>98</b>	<b>2</b>	<b>10</b>	<b>12</b>	<b>78</b>	—	—	—	—	—
Selected in 1994-95 NHL Waiver Draft from Vancouver Canucks. Traded with Brendan Shanahan to Detroit Red Wings for Keith Primeau, Paul Coffey and a 1997 first-round draft pick (Nikos Tselios) on October 9, 1996.												
<b>Godnyuk, Alexander</b>	<b>93-97</b>	<b>D-5</b>	<b>115</b>	<b>4</b>	<b>15</b>	<b>19</b>	<b>91</b>	—	—	—	—	—
Acquired from Florida Panthers in trade for Jim McKenzie, December 1993. Traded along with a 1998 sixth-round draft pick to St. Louis Blues for Steve Leach, June 27, 1997.												
<b>Goertzen, Steven</b>	<b>10</b>	<b>RW-23</b>	<b>6</b>	<b>0</b>	<b>0</b>	<b>0</b>	<b>5</b>	—	—	—	—	—
Signed as a free agent, July 8, 2009.												
<b>Gosselin, Mario</b>	<b>92-94</b>	<b>G-31</b>	<b>23</b>	<b>0</b>	<b>1</b>	<b>1</b>	<b>2</b>	—	—	—	—	—
Signed as a free agent, September 1991. Retired, September 1994.												
<b>Gove, David</b>	<b>06-06</b>	<b>C-34</b>	<b>2</b>	<b>0</b>	<b>1</b>	<b>1</b>	<b>0</b>	—	—	—	—	—
Signed as a free agent, August 4, 2005. Traded to Pittsburgh in exchange for Joe Jensen, January 31, 2008.												
<b>Govedaris, Chris</b>	<b>89-93</b>	<b>LW-14</b>	<b>33</b>	<b>2</b>	<b>4</b>	<b>6</b>	<b>10</b>	—	—	—	—	—
Selected in NHL Entry Draft (Toronto, OHL), June 1988. Released, June 1993.												
<b>Gagnani, Marc-Andre</b>	<b>13</b>	<b>D-5</b>	<b>1</b>	<b>0</b>	<b>0</b>	<b>0</b>	<b>0</b>	<b>2</b>	<b>0</b>	<b>0</b>	<b>0</b>	<b>0</b>
Signed as a free agent, July 11, 2012. Released, July 2013.												
<b>Grahame, John</b>	<b>06-08</b>	<b>G-47</b>	<b>45</b>	<b>0</b>	<b>4</b>	<b>4</b>	<b>6</b>	—	—	—	—	—
Signed as a free agent, July 1, 2006. Signed as a free agent with Avangard Omsk (Russia), summer 2008.												
<b>Green, Ted</b>	<b>72-75</b>	<b>D-6</b>	<b>210</b>	<b>29</b>	<b>70</b>	<b>99</b>	<b>118</b>	<b>22</b>	<b>1</b>	<b>6</b>	<b>10</b>	<b>29</b>
Rights acquired from Winnipeg Jets, May 1972. Traded to Winnipeg, May 1975, for "future considerations."												
<b>Greig, Mark</b>	<b>90-94</b>	<b>RW-8/17</b>	<b>74</b>	<b>5</b>	<b>17</b>	<b>22</b>	<b>64</b>	—	—	—	—	—
Selected in NHL Entry Draft, June 1990 (Lethbridge, WHL). Traded with a sixth-round 1995 draft pick (Doug Bonner) to Toronto Maple Leafs for Ted Crowley, January 1994.												
<b>Grimson, Stu</b>	<b>97-98</b>	<b>LW-32</b>	<b>157</b>	<b>5</b>	<b>6</b>	<b>11</b>	<b>422</b>	—	—	—	—	—
Acquired off waivers from Detroit Red Wings on October 12, 1996. Traded to Mighty Ducks of Anaheim along with Kevin Haller in exchange for David Karpa and a fourth-round pick in 2000, August 11, 1998.												
<b>—H—</b>												
<b>Hainsey, Ron</b>	<b>13-15</b>	<b>D-65</b>	<b>163</b>	<b>6</b>	<b>19</b>	<b>25</b>	<b>61</b>	—	—	—	—	—
Signed as a free agent, Sept. 12, 2013.												
<b>Halko, Steve</b>	<b>97-01, 02-03</b>	<b>D-14/28</b>	<b>155</b>	<b>0</b>	<b>15</b>	<b>15</b>	<b>71</b>	<b>4</b>	<b>0</b>	<b>0</b>	<b>0</b>	<b>2</b>
Selected in 10th round of 1992 NHL Entry Draft. Traded to St. Louis Blues along with a fourth-round pick in the 2002 NHL Entry Draft in exchange for Sean Hill, December 5, 2001. Signed as a free agent, August 5, 2002. Retired, July 2003.												
<b>Hall, Adam</b>	<b>13</b>	<b>RW-18</b>	<b>6</b>	<b>0</b>	<b>0</b>	<b>0</b>	<b>0</b>	—	—	—	—	—
Claimed on waivers from Tampa Bay, March 16, 2013. Traded to Tampa Bay along with a 2013 seventh-round pick (186th overall - Joel Vermin) in exchange for defenseman Marc-Andre Bergeron.												

# ALL-TIME ROSTER

	YEARS	POS.-NO.	REGULAR SEASON					PLAYOFFS				
			GP	G	A	TP	PIM	GP	G	A	TP	PIM
<b>Haller, Kevin</b>	<b>96-98</b>	<b>D-14/5</b>	<b>100</b>	<b>5</b>	<b>11</b>	<b>16</b>	<b>142</b>	—	—	—	—	—
Acquired along with a 1997 first-round draft pick (pick traded to San Jose for the 28th overall pick [Brad Defauw] and San Jose's third choice in 1998) and 1997 seventh-round draft pick (a reacquired Hartford pick [Andrew Merrick]) from Philadelphia Flyers for Paul Coffey on December 15, 1996. Traded to Mighty Ducks of Anaheim along with Stu Grimson in exchange for David Karpa and a fourth-round pick in 2000, August 11, 1998.												
<b>Hamilton, Jeff</b>	<b>07-08</b>	<b>C-51</b>	<b>58</b>	<b>9</b>	<b>15</b>	<b>24</b>	<b>10</b>	—	—	—	—	—
Signed as a free agent (Chicago), July 1, 2007. Released (buyout), June 25, 2008.												
<b>Hangsleben, Alan</b>	<b>74-80</b>	<b>D/LW-17/10</b>	<b>371</b>	<b>39</b>	<b>89</b>	<b>128</b>	<b>506</b>	<b>47</b>	<b>4</b>	<b>12</b>	<b>16</b>	<b>97</b>
Selected in the WHA Amateur Draft (North Dakota, WCHA), May 1974. Traded to Washington Capitals for Tom Rowe, January 1980.												
<b>Hanson, Dave</b>	<b>76-77</b>	<b>D-24</b>	<b>1</b>	<b>0</b>	<b>0</b>	<b>0</b>	<b>9</b>	<b>1</b>	<b>0</b>	<b>0</b>	<b>0</b>	<b>0</b>
Signed as free agent (Johnstown, NAHL), March 1977. Released, June 1977.												
<b>Harkins, Todd</b>	<b>93-94</b>	<b>RW-15</b>	<b>28</b>	<b>1</b>	<b>0</b>	<b>1</b>	<b>49</b>	—	—	—	—	—
Acquired from Calgary Flames for Scott Morrow, January 1994. Released, June 1994.												
<b>Harris, Hugh</b>	<b>73-74</b>	<b>LW-16</b>	<b>75</b>	<b>24</b>	<b>28</b>	<b>52</b>	<b>78</b>	<b>7</b>	<b>0</b>	<b>4</b>	<b>4</b>	<b>11</b>
Signed after leaving the Buffalo Sabres, July 1973. Sold to Phoenix Roadrunners, August 1974.												
<b>Harrison, Jay</b>	<b>09-14</b>	<b>D-44</b>	<b>317</b>	<b>21</b>	<b>47</b>	<b>68</b>	<b>319</b>	—	—	—	—	—
Signed as a free agent, July 9, 2009. Traded to Winnipeg in exchange for Ottawa's 2015 sixth-round pick (169th overall - David Cotton), Dec. 18, 2014.												
<b>Hatcher, Kevin</b>	<b>00-01</b>	<b>D-4</b>	<b>57</b>	<b>4</b>	<b>14</b>	<b>18</b>	<b>38</b>	<b>6</b>	<b>0</b>	<b>0</b>	<b>0</b>	<b>6</b>
Signed as a free agent, July 31, 2000. Retired, summer 2001.												
<b>Hedican, Bret</b>	<b>02-08</b>	<b>D-6</b>	<b>369</b>	<b>19</b>	<b>82</b>	<b>101</b>	<b>313</b>	<b>48</b>	<b>3</b>	<b>13</b>	<b>16</b>	<b>62</b>
Acquired from the Florida Panthers along with Kevyn Adams and Tomas Malec in exchange for Sandis Ozolinsh and Byron Ritchie, January 16, 2002. Contract expired July 1, 2008. Signed as a free agent with Anaheim, October 23, 2008.												
<b>Heerema, Jeff</b>	<b>03</b>	<b>RW-42</b>	<b>10</b>	<b>3</b>	<b>0</b>	<b>3</b>	<b>2</b>	—	—	—	—	—
Selected in the NHL Entry Draft (Sarnia), June 27, 1998. Claimed off of waivers by the New York Rangers, September 30, 2003.												
<b>Helminen, Dwight</b>	<b>08-09</b>	<b>C-63</b>	<b>23</b>	<b>1</b>	<b>1</b>	<b>2</b>	<b>0</b>	<b>1</b>	<b>0</b>	<b>0</b>	<b>0</b>	<b>0</b>
Signed as a free agent, July 3, 2008. Released, July 2009.												
<b>Henderson, Archie</b>	<b>82-83</b>	<b>RW-29</b>	<b>15</b>	<b>2</b>	<b>1</b>	<b>3</b>	<b>64</b>	—	—	—	—	—
Signed as a free agent after release by Washington Capitals, September 1982. Released, March 1983.												
<b>Hess, Bob</b>	<b>83-84</b>	<b>D-40</b>	<b>3</b>	<b>0</b>	<b>0</b>	<b>0</b>	<b>0</b>	—	—	—	—	—
Signed as a free agent (Swiss Elite League), December 1984. Released, July 1984.												
<b>Hill, Brian</b>	<b>79-80</b>	<b>RW-27</b>	<b>19</b>	<b>1</b>	<b>1</b>	<b>2</b>	<b>4</b>	—	—	—	—	—
Selected in NHL Expansion Draft from Atlanta Flames, June 1979. Released, June 1980.												
<b>Hill, Sean</b>	<b>97-00/01-04</b>	<b>D-22</b>	<b>369</b>	<b>38</b>	<b>119</b>	<b>157</b>	<b>441</b>	<b>23</b>	<b>4</b>	<b>4</b>	<b>8</b>	<b>20</b>
Acquired from Ottawa Senators for Chris Murray, November 18, 1997. Signed by the St. Louis Blues as a free agent, July 2, 2000. Acquired from St. Louis in exchange for Steve Halko and a fourth round pick in the 2002 Entry Draft, December 5, 2001. Signed by Florida Panthers as a free agent, July 2004.												
<b>Hillen, Jack</b>	<b>15</b>	<b>D-38</b>	<b>3</b>	<b>0</b>	<b>0</b>	<b>0</b>	<b>0</b>	—	—	—	—	—
Acquired from the Washington Capitals along with Arizona's fourth-round pick in the 2015 draft (93rd overall - Callum Booth) in exchange for Tim Gleason, Feb. 28, 2015. Released, July 2015.												
<b>Hlavac, Jan</b>	<b>02-03</b>	<b>LW-20</b>	<b>52</b>	<b>9</b>	<b>15</b>	<b>24</b>	<b>22</b>	—	—	—	—	—
Acquired along with Harold Druken from Vancouver Canucks in exchange for Marek Malik and Darren Langdon, November 1, 2002. Signed with NY Rangers as a free agent, August 2003.												
<b>Hodgson, Rick</b>	<b>79-80</b>	<b>D-32/33</b>	<b>6</b>	<b>0</b>	<b>0</b>	<b>0</b>	<b>6</b>	<b>1</b>	<b>0</b>	<b>0</b>	<b>0</b>	<b>0</b>
Selected in NHL Expansion Draft from Atlanta Flames, June 1979. Released, June 1980.												
<b>Hoffman, Mike</b>	<b>82-83/84-86</b>	<b>LW-40/22/20</b>	<b>9</b>	<b>1</b>	<b>3</b>	<b>4</b>	<b>2</b>	—	—	—	—	—
Selected in NHL Entry Draft (Branford, OHL), June 1981. Released, June 1987.												
<b>Hoganson, Paul</b>	<b>75-76</b>	<b>G-29</b>	<b>4</b>	<b>0</b>	<b>0</b>	<b>0</b>	<b>0</b>	—	—	—	—	—
Signed as a free agent from disbanded Baltimore Blades, August 1975. Released, December 1975.												
<b>Holden, Josh</b>	<b>01-01</b>	<b>C-21</b>	<b>8</b>	<b>0</b>	<b>0</b>	<b>0</b>	<b>2</b>	—	—	—	—	—
Selected in the waiver draft from the Vancouver Canucks, September 28, 2001. Claimed off waivers by Vancouver, October 25, 2001.												
<b>Holik, Bobby</b>	<b>90-92</b>	<b>LW-24</b>	<b>154</b>	<b>42</b>	<b>46</b>	<b>88</b>	<b>157</b>	<b>13</b>	<b>0</b>	<b>1</b>	<b>1</b>	<b>13</b>
Selected in NHL Entry Draft, June 1989 (Dukla Jihlava, Czech.). Traded with a second-round 1993 draft pick (Jay Pandolfo) to New Jersey Devils for Sean Burke and Eric Weinrich, August 1992.												
<b>Holland, Ken</b>	<b>80-81</b>	<b>G-30</b>	<b>1</b>	<b>0</b>	<b>0</b>	<b>0</b>	<b>0</b>	—	—	—	—	—
Signed as a free agent (Binghamton, AHL), September 1979. Released, June 1983.												
<b>Hospodar, Ed</b>	<b>82-84</b>	<b>D/RW-23</b>	<b>131</b>	<b>1</b>	<b>18</b>	<b>19</b>	<b>362</b>	—	—	—	—	—
Acquired from New York Rangers for Kent Erik Anderson, October 1982. Released, July 1984.												
<b>Houda, Doug</b>	<b>90-94</b>	<b>D-27</b>	<b>142</b>	<b>6</b>	<b>14</b>	<b>20</b>	<b>356</b>	<b>12</b>	<b>0</b>	<b>2</b>	<b>2</b>	<b>21</b>
Acquired in a trade from Detroit Red Wings for Doug Crossman, February 1991. Traded to Los Angeles Kings for Marc Potvin, November 1993.												
<b>Howatt, Garry</b>	<b>81-82</b>	<b>LW-15/8</b>	<b>80</b>	<b>18</b>	<b>32</b>	<b>50</b>	<b>242</b>	—	—	—	—	—
Acquired from New York Islanders for a 1983 fifth-round pick (Bob Caulfield), October 1981. Traded to New Jersey Devils with Rick Meagher for Merlin Malinowski and the NHL rights to Scott Fusco, October 1982.												
<b>Howe, Gordie</b>	<b>77-80</b>	<b>C/RW-9</b>	<b>214</b>	<b>68</b>	<b>112</b>	<b>180</b>	<b>178</b>	<b>27</b>	<b>9</b>	<b>7</b>	<b>16</b>	<b>21</b>
Signed as a free agent (Houston Aeros), June 1977. Retired, June 1980.												
<b>Howe, Mark</b>	<b>77-82</b>	<b>LW/D-5</b>	<b>360</b>	<b>123</b>	<b>273</b>	<b>396</b>	<b>158</b>	<b>23</b>	<b>13</b>	<b>11</b>	<b>24</b>	<b>26</b>
Signed as a free agent (Houston Aeros), June 1977. Selected by Boston Bruins in NHL Reclaim Draft but retained by Hartford as a priority selection for expansion draft. Traded to Philadelphia Flyers for Ken Linseman, Greg Adams and a first-round 1983 draft choice (David A. Jensen), August 1982.												
<b>Howe, Marty</b>	<b>77-82/83-85</b>	<b>D/LW-18/27</b>	<b>260</b>	<b>20</b>	<b>43</b>	<b>63</b>	<b>167</b>	<b>26</b>	<b>2</b>	<b>3</b>	<b>5</b>	<b>21</b>
Signed as a free agent (Houston Aeros), June 1977. Conditionally traded to Boston Bruins for "future considerations," September 1982. Returned to Hartford from Boston to complete earlier transaction. Retired, September 1985.												
<b>Hughes, Pat</b>	<b>86-87</b>	<b>RW-24</b>	<b>2</b>	<b>0</b>	<b>0</b>	<b>0</b>	<b>2</b>	<b>3</b>	<b>0</b>	<b>0</b>	<b>0</b>	<b>0</b>
Acquired from St. Louis Blues for a 10th-round draft choice (Andy Cesarski), March 1987. Released, July 1987.												
<b>Hull, Bobby</b>	<b>79-80</b>	<b>LW-16</b>	<b>9</b>	<b>5</b>	<b>5</b>	<b>7</b>	<b>0</b>	<b>3</b>	<b>0</b>	<b>0</b>	<b>0</b>	<b>0</b>
Acquired from Winnipeg Jets for "future considerations," February 1980. Retired after reaching contract impasse with Hartford, September 1980.												
<b>Hull, Jody</b>	<b>88-89</b>	<b>RW-8</b>	<b>92</b>	<b>23</b>	<b>28</b>	<b>51</b>	<b>31</b>	<b>6</b>	<b>0</b>	<b>1</b>	<b>1</b>	<b>4</b>
Selected in the NHL Entry Draft (Peterborough, OHL), June 1987. Traded to New York Rangers for Carey Wilson, July 1990.												
<b>Hunter, Mark</b>	<b>90-92</b>	<b>R-26</b>	<b>74</b>	<b>14</b>	<b>13</b>	<b>27</b>	<b>199</b>	<b>10</b>	<b>5</b>	<b>1</b>	<b>6</b>	<b>23</b>
Acquired in March 1991 trade from Calgary for Carey Wilson. Traded with "future considerations" (Yvon Corriveau) to Washington for Nick Kypreos, June 1992.												
<b>Hurley, Paul</b>	<b>72-76</b>	<b>D-5</b>	<b>251</b>	<b>9</b>	<b>66</b>	<b>75</b>	<b>135</b>	<b>21</b>	<b>0</b>	<b>8</b>	<b>8</b>	<b>18</b>
Chosen in WHA Player Selection Draft (Boston), February 1972. Traded to Edmonton with "future considerations" for Kerry Ketter and Steve Carlyle, February 1976.												

	YEARS	POS.-NO.	REGULAR SEASON					PLAYOFFS				
			GP	G	A	TP	PIM	GP	G	A	TP	PIM
<b>Hutchinson, Andrew</b>	<b>05-07</b>	<b>D-28/24</b>	<b>77</b>	<b>6</b>	<b>19</b>	<b>25</b>	<b>48</b>	—	—	—	—	—
Acquired from Nashville for Phoenix's third-round selection (78th overall - Teemu Laaksa) in 2005, June 29, 2005. Traded to the New York Rangers along with center Joe Barnes and a third-round draft pick in 2008 for Matt Cullen, July 17, 2007.												
<b>Hyndman, Mike</b>	<b>72-73</b>	<b>RW-21</b>	<b>59</b>	<b>4</b>	<b>14</b>	<b>18</b>	<b>21</b>	—	—	—	—	—
Chosen in WHA Player Selection Draft (California), February 1972. Traded to Los Angeles Sharks for Mike Byers, February 1973.												
<b>Hynes, Dave</b>	<b>76-77</b>	<b>LW-11</b>	<b>22</b>	<b>5</b>	<b>4</b>	<b>9</b>	<b>4</b>	—	—	—	—	—
Signed as a free agent after release by Boston Bruins, August 1976. Released, June 1977.												
<b>-I-</b>												
<b>Inkpen, Dave</b>	<b>78-79</b>	<b>D-26</b>	<b>41</b>	<b>0</b>	<b>7</b>	<b>7</b>	<b>15</b>	<b>5</b>	<b>0</b>	<b>1</b>	<b>1</b>	<b>4</b>
Purchased from Indianapolis Racers, December 1978. Released, July 1980.												
<b>Irbe, Arturs</b>	<b>98-04</b>	<b>G-1</b>	<b>309</b>	<b>0</b>	<b>4</b>	<b>4</b>	<b>46</b>	<b>30</b>	<b>0</b>	<b>0</b>	<b>0</b>	<b>4</b>
Signed as a free agent, September 10, 1998. Traded to the Columbus Blue Jackets for future considerations, June 2004.												
<b>-J-</b>												
<b>Jablonski, Pat</b>	<b>97-98</b>	<b>G-35/39</b>	<b>5</b>	<b>0</b>	<b>0</b>	<b>0</b>	—	—	—	—	—	—
Signed as free agent, August 11, 1997.												
<b>Janssens, Mark</b>	<b>92-97</b>	<b>C-22</b>	<b>341</b>	<b>20</b>	<b>43</b>	<b>63</b>	<b>712</b>	—	—	—	—	—
Acquired from Minnesota North Stars for James Black, September 1992. Traded to Mighty Ducks of Anaheim for Bates Battaglia and a fourth-round draft pick in 1998 (Josef Vasicek).												
<b>Jarvis, Doug</b>	<b>85-88</b>	<b>C-27</b>	<b>139</b>	<b>17</b>	<b>29</b>	<b>46</b>	<b>40</b>	<b>16</b>	<b>0</b>	<b>3</b>	<b>3</b>	<b>8</b>
Acquired from Washington Capitals for Jorgen Pettersson, December 1985. Named assistant coach/player for Binghamton (AHL), December 1987. Contract bought out, May 1988.												
<b>Jennings, Grant</b>	<b>88-91</b>	<b>D-25</b>	<b>163</b>	<b>7</b>	<b>20</b>	<b>27</b>	<b>412</b>	<b>11</b>	<b>1</b>	<b>0</b>	<b>1</b>	<b>34</b>
Acquired from Washington Capitals with Ed Kastelic for Neil Sheehy and Mike Millar, July 1988. Traded to Pittsburgh Penguins along with Ron Francis and Ulf Samuelsson for John Cullen, Zarley Zalapski and Jeff Parker, March 1991.												
<b>Jensen, David A.</b>	<b>84-85</b>	<b>LW-7</b>	<b>13</b>	<b>0</b>	<b>4</b>	<b>4</b>	<b>6</b>	—	—	—	—	—
Selected in NHL Entry Draft (Lawrence Academy, Mass. H.S.), June 1983. Traded to Washington for Dean Evason and Peter Sidorkiewicz, March 1985.												
<b>Jensen, Joe</b>	<b>08</b>	<b>C-34</b>	<b>6</b>	<b>1</b>	<b>0</b>	<b>1</b>	<b>2</b>	—	—	—	—	—
Acquired from Pittsburgh in exchange for forward David Gove, January 31, 2008. Released, July 2009.												
<b>Johnson, Mark</b>	<b>82-85</b>	<b>C/LW-12</b>	<b>201</b>	<b>85</b>	<b>118</b>	<b>203</b>	<b>76</b>	—	—	—	—	—
Acquired from the Minnesota North Stars with Kent Erik Andersson for a 1984 fifth-round draft choice (Jim Poner) and "future considerations" (Jordy Douglas), in October 1984. Traded to St. Louis Blues with Greg Millen for Mike Liut and "future considerations" (Jorgen Pettersson), in February 1985.												
<b>Johnston, Bernie</b>	<b>79-81</b>	<b>C/LW-24</b>	<b>57</b>	<b>12</b>	<b>24</b>	<b>36</b>	<b>16</b>	<b>3</b>	<b>0</b>	<b>1</b>	<b>1</b>	<b>0</b>
Selected in NHL Expansion Draft (Philadelphia), June 1979. Released, September 1981.												
<b>Jokinen, Jussi</b>	<b>09-13</b>	<b>C/LW-36</b>	<b>288</b>	<b>68</b>	<b>117</b>	<b>185</b>	<b>144</b>	<b>18</b>	<b>7</b>	<b>4</b>	<b>11</b>	<b>2</b>
Acquired from Tampa Bay in exchange for Wade Brookbank, Josef Melichar and a 2009 fourth-round pick, February 7, 2009. Traded to Pittsburgh in exchange for a conditional 2013 sixth- or seventh-round draft pick (conditions not met), April 3, 2013.												
<b>Jordan, Michal</b>	<b>13-15</b>	<b>D-47</b>	<b>43</b>	<b>2</b>	<b>4</b>	<b>6</b>	<b>6</b>	—	—	—	—	—
Selected in the NHL Entry Draft (Plymouth, OHL), June 21, 2008.												
<b>Jordan, Ric</b>	<b>72-74</b>	<b>D-20/23</b>	<b>34</b>	<b>0</b>	<b>3</b>	<b>3</b>	<b>14</b>	<b>7</b>	<b>0</b>	<b>0</b>	<b>0</b>	<b>0</b>
Chosen in WHA Player Selection Draft (Boston University), May 1972. Traded to Quebec Nordiques for Guy Dufour, May 1974.												
<b>Joslin, Derek</b>	<b>11-12</b>	<b>D-27/33</b>	<b>61</b>	<b>3</b>	<b>6</b>	<b>9</b>	<b>37</b>	—	—	—	—	—
Acquired from the San Jose Sharks in exchange for future considerations, February 18, 2011. Released, July 2012.												
<b>-K-</b>												
<b>Kaberle, Frantisek</b>	<b>05-09</b>	<b>D-5</b>	<b>214</b>	<b>9</b>	<b>73</b>	<b>82</b>	<b>104</b>	<b>32</b>	<b>4</b>	<b>10</b>	<b>14</b>	<b>10</b>
Signed as a free agent by Carolina, July 15, 2004. Bought out of remaining year of his contract, July 28, 2009.												
<b>Kaberle, Tomas</b>	<b>11</b>	<b>D-51</b>	<b>29</b>	<b>0</b>	<b>9</b>	<b>9</b>	<b>2</b>	—	—	—	—	—
Signed as a free agent by Carolina, July 5, 2011. Traded to Montreal Canadiens for Jaroslav Spacek, December 9, 2011.												
<b>Kapanen, Sami</b>	<b>95-03</b>	<b>LW-24</b>	<b>520</b>	<b>145</b>	<b>203</b>	<b>348</b>	<b>105</b>	<b>34</b>	<b>4</b>	<b>12</b>	<b>16</b>	<b>6</b>
Selected in fourth-round of 1995 NHL Entry Draft (87th overall). Traded along with Ryan Bast to the Philadelphia Flyers in exchange for Pavel Brendl and Bruno St. Jacques, February 7, 2003.												
<b>Karlander, Al</b>	<b>73-75</b>	<b>C/LW-14</b>	<b>125</b>	<b>27</b>	<b>55</b>	<b>82</b>	<b>48</b>	<b>12</b>	<b>1</b>	<b>6</b>	<b>7</b>	<b>2</b>
Signed as a free agent (Detroit), June 1973. Selected by Indianapolis Racers in WHA Expansion Draft, June 1975.												
<b>Karpa, Dave</b>	<b>98-01</b>	<b>D-33</b>	<b>140</b>	<b>5</b>	<b>12</b>	<b>17</b>	<b>266</b>	<b>8</b>	<b>0</b>	<b>0</b>	<b>0</b>	<b>19</b>
Acquired from Mighty Ducks of Anaheim along with Anaheim's fourth-round pick in the 2000 NHL Entry Draft for Stu Grimson and Kevin Haller, August 11, 1998. Signed as a free agent with the New York Rangers, July 1, 2001.												
<b>Kastelic, Ed</b>	<b>88-92</b>	<b>RW/LW-22</b>	<b>147</b>	<b>9</b>	<b>9</b>	<b>18</b>	<b>505</b>	<b>2</b>	<b>0</b>	<b>0</b>	<b>0</b>	<b>0</b>
Acquired from Washington Capitals with Grant Jennings for Neil Sheehy and Mike Millar, July 1988. Signed by Los Angeles Kings as a free agent, August 1992.												
<b>Keczmer, Dan</b>	<b>91-94</b>	<b>D-4/37</b>	<b>36</b>	<b>4</b>	<b>5</b>	<b>9</b>	<b>40</b>	—	—	—	—	—
Acquired from San Jose Sharks for Dean Evason, October 1991. Traded to Calgary Flames for Jeff Reese, November 1993.												
<b>Keeler, Mike</b>	<b>73-74</b>	<b>D-20</b>	<b>1</b>	<b>0</b>	<b>0</b>	<b>0</b>	<b>0</b>	<b>1</b>	<b>0</b>	<b>0</b>	<b>0</b>	<b>0</b>
Signed as a free agent (Jacksonville Barons, EHL), October 1973. Released, October 1974.												
<b>Kemp, Kevin</b>	<b>80-81</b>	<b>D-24</b>	<b>3</b>	<b>0</b>	<b>0</b>	<b>0</b>	<b>4</b>	—	—	—	—	—
Selected from Toronto Maple Leafs in the NHL Expansion Draft, June 1979. Released, June 1981.												
<b>Keon, Dave</b>	<b>76-82</b>	<b>C-14</b>	<b>384</b>	<b>91</b>	<b>203</b>	<b>294</b>	<b>74</b>	<b>32</b>	<b>11</b>	<b>22</b>	<b>33</b>	<b>6</b>
Acquired from Edmonton Oilers with Steve Carlson, Jack Carlson, Dave Dryden and John McKenzie for Danny Arndt, cash and "future considerations" (the rights to Dave Debol), February 1977. Retired, July 1982.												
<b>Kerr, Tim</b>	<b>92-93</b>	<b>RW-12</b>	<b>22</b>	<b>0</b>	<b>6</b>	<b>6</b>	<b>7</b>	—	—	—	—	—
Acquired from New York Rangers for a seventh-round draft pick (Sergei Kondrashkin) in 1993 draft, July 1992. Retired as a player and named assistant coach for Springfield Indians, January 1993.												
<b>Khudobin, Anton</b>	<b>13-15</b>	<b>G-31</b>	<b>70</b>	<b>0</b>	<b>0</b>	<b>0</b>	<b>0</b>	—	—	—	—	—
Signed as a free agent, July 5, 2013. Traded to Anaheim in exchange for defenseman James Wisniewski, June 27, 2015.												
<b>Kidd, Trevor</b>	<b>97-99</b>	<b>G-37</b>	<b>72</b>	<b>0</b>	<b>0</b>	<b>0</b>	<b>2</b>	—	—	—	—	—
Acquired from Calgary Flames along with Gary Roberts for Andrew Cassels and Jean-Sebastien Giguere on August 25, 1997. Selected by Atlanta Thrashers in 1999 NHL Expansion Draft, June 25, 1999.												
<b>King, Derek</b>	<b>96-97</b>	<b>LW-27</b>	<b>12</b>	<b>3</b>	<b>3</b>	<b>6</b>	<b>2</b>	—	—	—	—	—
Acquired for a fifth-round 1997 draft pick (Adam Eclinger) from the NY Islanders on March 18, 1997. Signed as a free agent with Toronto in August 1997.												

# ALL-TIME ROSTER

	YEARS	POS.-NO.	REGULAR SEASON					PLAYOFFS				
			GP	G	A	TP	PIM	GP	G	A	TP	PIM
<b>Kleinendorst, Scot</b>	<b>84-88</b>	<b>D-35/18</b>	<b>186</b>	<b>9</b>	<b>30</b>	<b>39</b>	<b>347</b>	<b>17</b>	<b>2</b>	<b>5</b>	<b>7</b>	<b>38</b>
Acquired from New York Rangers for Blaine Stoughton, February 1984. Traded to Washington Capitals for Jim Thomson, March 1989.												
<b>Koehler, Greg</b>	<b>00-01</b>	<b>C-36</b>	<b>1</b>	<b>0</b>	<b>0</b>	<b>0</b>	<b>0</b>	—	—	—	—	—
Signed as a free agent, March 31, 1998. Traded to the Philadelphia Flyers, February 2002.												
<b>Komisarek, Mike</b>	<b>13-14</b>	<b>D-5</b>	<b>32</b>	<b>0</b>	<b>4</b>	<b>4</b>	<b>14</b>	—	—	—	—	—
Signed as a free agent, July 5, 2013. Released, July 2014.												
<b>Konroyd, Steve</b>	<b>91-93</b>	<b>D-5</b>	<b>92</b>	<b>5</b>	<b>21</b>	<b>26</b>	<b>95</b>	<b>7</b>	<b>0</b>	<b>1</b>	<b>1</b>	<b>2</b>
Acquired from Chicago Blackhawks for Rob Brown, January 1992. Traded to Detroit Red Wings for a 1993 sixth-round draft pick (pick traded back to Detroit in June 1993 for Brad McGrimmon), March 1993.												
<b>Kotsopoulos, Chris</b>	<b>81-85</b>	<b>D-24</b>	<b>241</b>	<b>29</b>	<b>60</b>	<b>89</b>	<b>443</b>	—	—	—	—	—
Acquired from New York Rangers with Gerry McDonald and Doug Sullivan for Mike Rogers, and a 10th-round 1982 draft pick (Simo Saarinen), October 1981. Traded to Toronto Maple Leafs for Stewart Gavin, September 1985.												
<b>Kostopoulos, Tom</b>	<b>09-10</b>	<b>RW-29</b>	<b>99</b>	<b>9</b>	<b>16</b>	<b>25</b>	<b>136</b>	—	—	—	—	—
Signed as a free agent, July 14, 2009. Traded to the Calgary Flames along with Anton Babchuk in exchange for Brett Sutter and Ian White, November 17, 2010.												
<b>Kovalenko, Andrei</b>	<b>98-00</b>	<b>RW-51</b>	<b>94</b>	<b>21</b>	<b>30</b>	<b>51</b>	<b>38</b>	<b>4</b>	<b>0</b>	<b>2</b>	<b>2</b>	<b>2</b>
Acquired from Philadelphia Flyers in exchange for Adam Burt, March 6, 1999. Signed by the Boston Bruins as a free agent, July 25, 2000.												
<b>Kron, Robert</b>	<b>92-00</b>	<b>RW/C-38/18</b>	<b>509</b>	<b>108</b>	<b>139</b>	<b>247</b>	<b>68</b>	<b>5</b>	<b>2</b>	<b>0</b>	<b>2</b>	<b>0</b>
Acquired from Vancouver Canucks for a third-round 1993 draft pick (Marek Malik) and "future considerations" (Jim Sandlak) for Murray Craven and a fifth-round 1993 draft pick (Scott Walker), March 1993. Selected by Columbus Blue Jackets in 2000 expansion draft, June 23, 2000.												
<b>Krygier, Todd</b>	<b>89-91</b>	<b>LW-17</b>	<b>130</b>	<b>31</b>	<b>29</b>	<b>60</b>	<b>147</b>	<b>13</b>	<b>2</b>	<b>3</b>	<b>5</b>	<b>2</b>
Selected in NHL Supplemental Draft (Connecticut, ECAC II), June 1988. Traded to Washington Capitals for "future considerations" (fourth-round 1993 draft pick - pick later traded to Calgary, who selected Jason Smith) October 1991.												
<b>Kucera, Frantisek</b>	<b>93-95</b>	<b>D-4</b>	<b>84</b>	<b>6</b>	<b>26</b>	<b>33</b>	<b>54</b>	—	—	—	—	—
Acquired with Jocelyn Lemieux from Chicago Blackhawks for Gary Suter, Randy Cunneynworth and a third-round 1995 draft pick (Kevin McKay), March 1994. Traded with Jim Dowd to Vancouver Canucks for Jeff Brown and Vancouver's third-round draft pick in 1998, December 20, 1995.												
<b>Kurka, Tomas</b>	<b>03-04</b>	<b>LW-37</b>	<b>17</b>	<b>3</b>	<b>2</b>	<b>5</b>	<b>2</b>	—	—	—	—	—
Selected in the NHL Entry Draft (Plymouth, OHL), June 24, 2000. Released, June 2004.												
<b>Kuznik, Greg</b>	<b>00-01</b>	<b>D-53</b>	<b>1</b>	<b>0</b>	<b>0</b>	<b>0</b>	<b>0</b>	—	—	—	—	—
Selected in the NHL Entry Draft (Seattle, WHL), June 22, 1996.												
<b>Kypreos, Nick</b>	<b>92-94</b>	<b>LW-20</b>	<b>85</b>	<b>17</b>	<b>10</b>	<b>27</b>	<b>362</b>	—	—	—	—	—
Acquired from Washington Capitals for Mark Hunter and Yvon Corriveau, August 1992. Traded with Steve Larmer, Barry Richter and a 1994 sixth-round draft pick (Yuri Litvinov) to New York Rangers for James Patrick and Darren Turcotte, November 1993.												
<b>-L-</b>												
<b>LaCouture, Dan</b>	<b>08</b>	<b>LW-20</b>	<b>11</b>	<b>2</b>	<b>0</b>	<b>2</b>	<b>10</b>	—	—	—	—	—
Signed as a free agent, October 6, 2008. Signed with Astana of the KHL and subsequently suspended by the Hurricanes, December 29, 2009.												
<b>Lacroix, Andre</b>	<b>78-80</b>	<b>C-4</b>	<b>107</b>	<b>35</b>	<b>70</b>	<b>105</b>	<b>36</b>	<b>10</b>	<b>4</b>	<b>4</b>	<b>8</b>	<b>0</b>
Rights acquired from Winnipeg Jets for "future considerations," August 1978. Retired, December 1979.												
<b>Lacroix, Pierre</b>	<b>82-83</b>	<b>D-5</b>	<b>56</b>	<b>6</b>	<b>25</b>	<b>31</b>	<b>18</b>	—	—	—	—	—
Acquired from Quebec Nordiques for Blake Wesley, December 1982. Retired due to injuries sustained in automobile accident, August 1983.												
<b>Ladd, Andrew</b>	<b>05-08</b>	<b>LW-16</b>	<b>137</b>	<b>26</b>	<b>24</b>	<b>50</b>	<b>81</b>	<b>17</b>	<b>2</b>	<b>3</b>	<b>5</b>	<b>4</b>
Selected in the NHL Entry Draft (Calgary, WHL), June 26, 2004. Traded to Chicago in exchange for forward Tuomo Ruutu, February 26, 2008.												
<b>Ladouceur, Randy</b>	<b>86-93</b>	<b>D-29</b>	<b>377</b>	<b>10</b>	<b>38</b>	<b>48</b>	<b>622</b>	<b>32</b>	<b>3</b>	<b>8</b>	<b>11</b>	<b>43</b>
Acquired from Detroit Red Wings for Dave Barr, January 1987. Selected by Mighty Ducks of Anaheim in 1993 Expansion Draft, June 1993.												
<b>Laforge, Mark</b>	<b>89-90</b>	<b>LW-42</b>	<b>9</b>	<b>0</b>	<b>0</b>	<b>0</b>	<b>43</b>	—	—	—	—	—
Selected in NHL Entry Draft (Kingston, OHL), June 1986. Traded to Edmonton Oilers for Cam Brauer, March 1990.												
<b>Landon, Bruce</b>	<b>72-77</b>	<b>G-30</b>	<b>122</b>	<b>0</b>	<b>2</b>	<b>2</b>	<b>36</b>	<b>8</b>	<b>0</b>	<b>1</b>	<b>1</b>	<b>0</b>
Chosen in WHA Player Selection Draft (Los Angeles Kings), February 1972. Released, October 1974. Re-signed, February 1974. Retired, February 1978.												
<b>Langdon, Darren</b>	<b>00-02</b>	<b>LW-20</b>	<b>121</b>	<b>2</b>	<b>3</b>	<b>5</b>	<b>216</b>	<b>4</b>	<b>0</b>	<b>0</b>	<b>0</b>	<b>12</b>
Acquired from the NY Rangers along with Rob DiMaio for Sandy McCarthy and a fourth round pick in 2001, August 4, 2000. Traded along with Marek Malik to Vancouver Canucks in exchange for Jan. Hlavac and Harold Druken, November 1, 2002.												
<b>LaRose, Chad</b>	<b>05-13</b>	<b>RW-59</b>	<b>508</b>	<b>85</b>	<b>95</b>	<b>180</b>	<b>286</b>	<b>39</b>	<b>4</b>	<b>8</b>	<b>12</b>	<b>26</b>
Signed as a free agent by Carolina, August 6, 2003. Released, July 2013.												
<b>Larouche, Pierre</b>	<b>81-83</b>	<b>C-25/28</b>	<b>83</b>	<b>43</b>	<b>47</b>	<b>90</b>	<b>20</b>	—	—	—	—	—
Acquired from Montreal Canadiens for a swap of the teams' first-round 1984 draft choices and a 1984 second-round draft pick in December 1981. Released, September 1983. In the first-round swap, Montreal picked Petr Svoboda (5th), and Hartford selected Sylvain Cote (11th). Montreal traded a second-round draft pick to St. Louis (Brian Benning) along with Risk Wansley, their second pick (Tony Hrkac), and their third choice (Robert Dirk) in exchange for St. Louis' first-round draft pick (Shayne Corsen) and second-round draft pick (Stephane Richer) in June, 1984. Hartford traded Montreal's third-round draft pick (Bruce Racine) in 1983 to Pittsburgh while Montreal picked 47th overall (Rocky Dundas).												
<b>Lawless, Paul</b>	<b>82-84/85-88</b>	<b>LW-11/28</b>	<b>215</b>	<b>49</b>	<b>70</b>	<b>119</b>	<b>54</b>	<b>1</b>	<b>0</b>	<b>0</b>	<b>0</b>	<b>0</b>
Selected in NHL Entry Draft (Windsor, OHL), June 1982. Traded to Philadelphia Flyers for Lindsay Carson, January 1988.												
<b>Lawton, Brian</b>	<b>88-89</b>	<b>C/LW-7</b>	<b>48</b>	<b>12</b>	<b>17</b>	<b>29</b>	<b>32</b>	<b>3</b>	<b>1</b>	<b>0</b>	<b>1</b>	<b>0</b>
Acquired from New York Rangers with Don Maloney and Norm Maciver for Carey Wilson and a fifth-round draft pick in 1990 (Lubos Rob), December 1988. Put on waivers and claimed by Quebec, December 1989.												
<b>Leach, Jamie</b>	<b>92-93</b>	<b>RW-34</b>	<b>19</b>	<b>3</b>	<b>2</b>	<b>5</b>	<b>4</b>	—	—	—	—	—
Acquired on waivers from Pittsburgh Penguins, November 1992. Released, June 1993.												
<b>Leach, Steve</b>	<b>97-98</b>	<b>RW-27</b>	<b>45</b>	<b>4</b>	<b>5</b>	<b>9</b>	<b>42</b>	—	—	—	—	—
Acquired from St. Louis for Alexander Godynnyuk and a 1998 sixth-round draft pick (Brad Voth), June 1997. Signed as a free agent by Ottawa, October 4, 1998.												
<b>Legace, Manny</b>	<b>09-10</b>	<b>G-34</b>	<b>28</b>	<b>0</b>	<b>1</b>	<b>1</b>	<b>0</b>	—	—	—	—	—
Signed as a free agent, November 9, 2009.												
<b>Leighton, Michael</b>	<b>08-09</b>	<b>G-49</b>	<b>29</b>	<b>0</b>	<b>0</b>	<b>0</b>	<b>4</b>	—	—	—	—	—
Acquired from Montreal in exchange for Carolina's 2007 seventh-round draft pick, June 23, 2007. Claimed by Philadelphia on re-entry waivers, December 15, 2009.												
<b>Lemieux, Jocelyn</b>	<b>93-95</b>	<b>LW-23/26</b>	<b>86</b>	<b>13</b>	<b>8</b>	<b>21</b>	<b>82</b>	—	—	—	—	—
Acquired with Frantisek Kucera from Chicago Blackhawks for Randy Cunneynworth, Gary Suter, and a third-round 1995 draft pick (Kevin McKay), March 1994. Traded to New Jersey Devils for Jim Dowd and New Jersey's second-round pick in 1998, December 20, 1995.												
<b>Lenarduzzi, Mike</b>	<b>92-94</b>	<b>G-30</b>	<b>4</b>	<b>0</b>	<b>0</b>	<b>0</b>	<b>0</b>	—	—	—	—	—
Selected in NHL Entry Draft (Sault Ste. Marie, OHL), June 1990.												
<b>Leschyshyn, Curtis</b>	<b>96-00</b>	<b>D-7</b>	<b>255</b>	<b>8</b>	<b>32</b>	<b>40</b>	<b>139</b>	<b>6</b>	<b>0</b>	<b>0</b>	<b>0</b>	<b>6</b>
Acquired from Washington Capitals for Andrei Nikolishin on November 9, 1996. Selected by Minnesota Wild in 2000 expansion draft, June 23, 2000.												

	YEARS	POS.-NO.	REGULAR SEASON					PLAYOFFS				
			GP	G	A	TP	PIM	GP	G	A	TP	PIM
<b>Letowski, Trevor</b>	<b>06-08</b>	<b>RW-19</b>	<b>136</b>	<b>11</b>	<b>15</b>	<b>26</b>	<b>48</b>	—	—	—	—	—
Signed as a free agent, July 6, 2006. Signed as a free agent with Barys Astana (Russia), summer 2008.												
<b>Levasseur, Louis</b>	<b>77-78</b>	<b>G-30</b>	<b>27</b>	<b>0</b>	<b>0</b>	<b>0</b>	<b>2</b>	<b>12</b>	<b>0</b>	<b>1</b>	<b>1</b>	<b>2</b>
Acquired from Edmonton for Dave Dryden, Brett Callighen and two 1977 draft choices, June 1977. Traded to Quebec for Warren Miller, September 1978.												
<b>Ley, Rick</b>	<b>72-81</b>	<b>D-2</b>	<b>559</b>	<b>39</b>	<b>228</b>	<b>267</b>	<b>828</b>	<b>73</b>	<b>7</b>	<b>33</b>	<b>40</b>	<b>142</b>
Chosen in the WHA Player Selection Draft (Toronto Maple Leafs), February 1972. Selected by Toronto Maple Leafs in NHL Reclaim Draft, June 1979. Selected from Toronto Maple Leafs in NHL Expansion Draft, June 1979. Retired, September 1981.												
<b>Liles, John-Michael</b>	<b>14-15</b>	<b>D-26</b>	<b>92</b>	<b>4</b>	<b>27</b>	<b>31</b>	<b>22</b>	—	—	—	—	—
Acquired from the Toronto Maple Leafs along with the rights to defenseman Dennis Robertson in exchange for defenseman Tim Gleason, Jan. 1, 2014.												
<b>Lindholm, Elias</b>	<b>13-15</b>	<b>C/RW-16</b>	<b>139</b>	<b>26</b>	<b>34</b>	<b>60</b>	<b>18</b>	—	—	—	—	—
Selected in the NHL Entry Draft (Brynäs, SHL), June 30, 2013.												
<b>Liut, Mike</b>	<b>85-90</b>	<b>G-1</b>	<b>217</b>	<b>0</b>	<b>5</b>	<b>5</b>	<b>10</b>	<b>17</b>	<b>0</b>	<b>0</b>	<b>0</b>	<b>2</b>
Selected in WHA Amateur Draft (Bowling Green, CCHA), May 1976. WHA rights traded to Cincinnati Stingers with second-round 1979 draft choice for Greg Carroll and Bryan Maxwell, May 1977. Acquired from St. Louis Blues with "future considerations" (Jorgen Pettersson) for Mark Johnson and Greg Millen, February 1985. Traded to Washington Capitals for Yvon Coriveau, March 1990.												
<b>Loktionov, Andrei</b>	<b>14</b>	<b>C-8</b>	<b>20</b>	<b>3</b>	<b>7</b>	<b>10</b>	<b>2</b>	—	—	—	—	—
Acquired along with a conditional draft pick from the New Jersey Devils in exchange for forward Tuomo Ruutu, March 5, 2014. Released, July 2014.												
<b>Lowe, Keegan</b>	<b>15</b>	<b>D-45</b>	<b>2</b>	<b>0</b>	<b>0</b>	<b>0</b>	<b>10</b>	—	—	—	—	—
Selected in the 2011 NHL Draft (Edmonton, WHL), June 25, 2011.												
<b>Luksa, Chuck</b>	<b>79-80</b>	<b>D-29</b>	<b>8</b>	<b>0</b>	<b>1</b>	<b>1</b>	<b>4</b>	—	—	—	—	—
Signed as a free agent (Cincinnati Stingers), August 1979. Released, October 1981.												
<b>Lumley, Dave</b>	<b>84-85</b>	<b>LW-22</b>	<b>48</b>	<b>8</b>	<b>20</b>	<b>28</b>	<b>98</b>	—	—	—	—	—
Selected from Edmonton Oilers in NHL Waiver Draft, October 1984. Placed on waivers and claimed by Edmonton Oilers, February 1985.												
<b>Lupien, Gilles</b>	<b>80-82</b>	<b>D-23</b>	<b>21</b>	<b>2</b>	<b>5</b>	<b>7</b>	<b>41</b>	—	—	—	—	—
Acquired from Pittsburgh Penguins for a sixth-round 1981 draft pick (Paul Edwards), February 1981. Released, July 1983.												
<b>Lyle, George</b>	<b>76-79/81-83</b>	<b>LW-16</b>	<b>232</b>	<b>92</b>	<b>93</b>	<b>185</b>	<b>207</b>	<b>26</b>	<b>6</b>	<b>6</b>	<b>12</b>	<b>42</b>
Signed as a free agent (Michigan Tech), July 1976. Selected by Detroit Red Wings in NHL Reclaim Draft, June 1979. Claimed on waivers from Detroit, November 1981. Released, July 1982.												
<b>Lysak, Brett</b>	<b>04</b>	<b>C-56</b>	<b>2</b>	<b>0</b>	<b>0</b>	<b>0</b>	<b>2</b>	—	—	—	—	—
Selected in the NHL Entry Draft (Regina, WHL), June 1999. Released, June 2004.												
<b>-M-</b>												
<b>MacDermid, Paul</b>	<b>81-89</b>	<b>RW-23/15/29/36</b>	<b>373</b>	<b>69</b>	<b>83</b>	<b>152</b>	<b>744</b>	<b>26</b>	<b>5</b>	<b>8</b>	<b>13</b>	<b>84</b>
Selected in NHL Entry Draft (Windsor, OHL), June 1981. Traded to Winnipeg Jets for Randy Cunneyworth, December 1989.												
<b>MacDonald, Craig</b>	<b>98-99, 01-03</b>	<b>C-31/12</b>	<b>58</b>	<b>2</b>	<b>4</b>	<b>6</b>	<b>20</b>	<b>5</b>	<b>0</b>	<b>0</b>	<b>0</b>	<b>2</b>
Selected in NHL Entry Draft (Harvard, ECAC), June 1996. Signed with Florida as a free agent, August 2003.												
<b>MacGregor, Gary</b>	<b>76-77</b>	<b>C-12</b>	<b>30</b>	<b>8</b>	<b>8</b>	<b>16</b>	<b>4</b>	—	—	—	—	—
Acquired from Indianapolis Racers for Rosaire Paiement, November 1976. Traded to Calgary Cowboys for "future considerations," January 1977.												
<b>MacGregor, Randy</b>	<b>81-82</b>	<b>LW-38</b>	<b>2</b>	<b>1</b>	<b>1</b>	<b>2</b>	<b>2</b>	—	—	—	—	—
Signed as a free agent (Binghamton, AHL), February 1981. Released, June 1983.												
<b>MacIver, Norm</b>	<b>88-89</b>	<b>D-33</b>	<b>37</b>	<b>1</b>	<b>22</b>	<b>23</b>	<b>24</b>	<b>1</b>	<b>0</b>	<b>0</b>	<b>0</b>	<b>2</b>
Acquired from New York Rangers with Don Maloney and Brian Lawton for Carey Wilson and a fifth-round draft pick in 1990 (Lubos Rob), December 1988. Traded to Edmonton Oilers for Jim Ennis, October 1989.												
<b>MacLeish, Rick</b>	<b>81-82</b>	<b>C-7</b>	<b>34</b>	<b>6</b>	<b>16</b>	<b>22</b>	<b>16</b>	—	—	—	—	—
Acquired from Philadelphia Flyers with Don Gillen, Blake Wesley, first, second- and third-round 1982 draft picks (Paul Lawless, Mark Paterson, Kevin Dineen) for Ray Allison, Fred Arthur, and the Whalers' first and third picks in 1982 (Ron Sutter, Miroslav Dvorak), July 1981. Traded to Pittsburgh Penguins for Russ Anderson and an eighth-round 1983 draft pick (Chris DuPerron), December 1981.												
<b>Malec, Tomas</b>	<b>03</b>	<b>D-71</b>	<b>43</b>	<b>0</b>	<b>2</b>	<b>2</b>	<b>45</b>	—	—	—	—	—
Acquired along with Bret Hedican and Kevyn Adams from the Florida Panthers in exchange for Sandis Ozolinsh and Byron Ritchie, January 16, 2002. Traded to Mighty Ducks of Anaheim along with a second-round draft pick in 2004 (Kyle Klubertanz) for Martin Gerber.												
<b>Malhotra, Manny</b>	<b>13-14</b>	<b>C-22</b>	<b>69</b>	<b>7</b>	<b>6</b>	<b>13</b>	<b>18</b>	—	—	—	—	—
Signed as a free agent, Oct. 31, 2013. Released, July 2014.												
<b>Malik, Marek</b>	<b>95-97, 98-02</b>	<b>D-23/5</b>	<b>317</b>	<b>17</b>	<b>60</b>	<b>77</b>	<b>291</b>	<b>30</b>	<b>0</b>	<b>3</b>	<b>3</b>	<b>28</b>
Selected in the third-round (Vitkovice, Czech.) of the 1993 NHL Entry Draft. Traded along with Darren Langdon to Vancouver in exchange for Jan. Hlavac and Harold Druken, November 1, 2002.												
<b>Malinowski, Merlin</b>	<b>82-83</b>	<b>C/LW-20</b>	<b>75</b>	<b>5</b>	<b>23</b>	<b>28</b>	<b>16</b>	—	—	—	—	—
Acquired from New Jersey Devils with NHL rights to Scott Fusco for Rick Meagher and Garry Howatt, October 1982. Released, October 1983.												
<b>Malone, Brad</b>	<b>14-15</b>	<b>C-24</b>	<b>65</b>	<b>7</b>	<b>8</b>	<b>15</b>	<b>74</b>	—	—	—	—	—
Signed as a free agent, July 1, 2014.												
<b>Malone, Greg</b>	<b>83-86</b>	<b>C-14</b>	<b>176</b>	<b>45</b>	<b>83</b>	<b>128</b>	<b>147</b>	—	—	—	—	—
Acquired from Pittsburgh Penguins for third-round 1985 draft pick (Bruce Racine), October 1983. Traded to Quebec Nordiques for Wayne Babych, October 1985.												
<b>Maloney, Don</b>	<b>88-89</b>	<b>LW-14</b>	<b>21</b>	<b>3</b>	<b>11</b>	<b>14</b>	<b>23</b>	<b>4</b>	<b>0</b>	<b>0</b>	<b>0</b>	<b>8</b>
Acquired from New York Rangers with Brian Lawton and Norm MacIver for Carey Wilson and a 1990 fifth-round draft pick (Lubos Rob), December 1988. Released, July 1989.												
<b>Manderville, Kent</b>	<b>96-00</b>	<b>C-44</b>	<b>258</b>	<b>16</b>	<b>24</b>	<b>40</b>	<b>99</b>	<b>6</b>	<b>0</b>	<b>0</b>	<b>0</b>	<b>2</b>
Signed as a free agent on October 1, 1996. Traded to the Philadelphia Flyers in exchange for Sandy McCarthy, March 14, 2000.												
<b>Marchment, Bryan</b>	<b>93-94</b>	<b>D-5/27</b>	<b>42</b>	<b>3</b>	<b>7</b>	<b>10</b>	<b>124</b>	—	—	—	—	—
Acquired with Steve Larmer from Chicago Blackhawks for Patrick Poulin and Eric Weinrich, November 1993. Awarded as compensation to Edmonton Oilers when Whalers signed Steven Rice, August 1994.												
<b>Markov, Danny</b>	<b>03-04</b>	<b>D-55</b>	<b>44</b>	<b>4</b>	<b>10</b>	<b>14</b>	<b>37</b>	—	—	—	—	—
Acquired from Phoenix Coyotes along with a third-round pick in the 2005 draft for David Tanabe and Igor Knyazev, June 2003. Traded to Philadelphia Flyers for Justin Williams, January 2004.												
<b>Marshall, Paul</b>	<b>82-83</b>	<b>LW-34</b>	<b>13</b>	<b>1</b>	<b>2</b>	<b>3</b>	<b>0</b>	—	—	—	—	—
Acquired from Toronto Maple Leafs for a 10th-round 1983 draft pick (Greg Rolston), October 1982. Released, July 1983.												
<b>Martin, Tom</b>	<b>87-90</b>	<b>LW-24</b>	<b>26</b>	<b>2</b>	<b>4</b>	<b>6</b>	<b>51</b>	<b>0</b>	<b>0</b>	<b>0</b>	<b>0</b>	<b>0</b>
Signed as a free agent (Winnipeg Jets), July 1987. Claimed by Minnesota North Stars in the 1988 NHL Waiver Draft, October 1988. Claimed on waivers by Hartford, December 1988. Released, June 1990.												
<b>Martins, Steve</b>	<b>95-98</b>	<b>C-32</b>	<b>28</b>	<b>1</b>	<b>4</b>	<b>5</b>	<b>8</b>	—	—	—	—	—
Selected in 1994 Supplemental Draft (Harvard), June 1994. Signed as a free agent by Ottawa, July 20, 1998.												

# ALL-TIME ROSTER

	YEARS	POS.-NO.	REGULAR SEASON					PLAYOFFS				
			GP	G	A	TP	PIM	GP	G	A	TP	PIM
<b>Matsumoto, Jon</b>	<b>10-12</b>	<b>C-18</b>	<b>13</b>	<b>2</b>	<b>0</b>	<b>2</b>	<b>4</b>	—	—	—	—	—
Acquired from the Philadelphia Flyers in exchange for Washington's 2010 seventh-round draft pick, June 26, 2010. Traded to the Florida Panthers along with Mattias Lindstrom in exchange for Evgenii Dadonov and A.J. Jenks, January 18, 2012.												
<b>Maxwell, Bryan</b>	<b>77-78</b>	<b>D-24</b>	<b>17</b>	<b>2</b>	<b>1</b>	<b>3</b>	<b>11</b>	—	—	—	—	—
Acquired from Cincinnati Stingers with Greg Carroll for the WHA rights to Mike Liut and two 1979 draft picks, May 1977. Released and signed with Minnesota North Stars, February 1978.												
<b>Mayer, Jim</b>	<b>77-78</b>	<b>RW-27</b>	<b>51</b>	<b>11</b>	<b>9</b>	<b>20</b>	<b>21</b>	—	—	—	—	—
Signed as a free agent (Calgary Cowboys), July 1977. Placed on waivers and claimed by Edmonton Oilers, May 1978.												
<b>McBain, Jamie</b>	<b>10-13</b>	<b>D-4/28</b>	<b>206</b>	<b>19</b>	<b>56</b>	<b>75</b>	<b>48</b>	—	—	—	—	—
Selected in the NHL Entry Draft (US Nat'l Development Team Program), June 24, 2006. Traded to Buffalo along with a 2013 second-round draft pick (35th overall - J.T. Compher) in exchange for defenseman Andrej Sekera.												
<b>McBain, Jason</b>	<b>95-97</b>	<b>D-25</b>	<b>9</b>	<b>0</b>	<b>0</b>	<b>0</b>	<b>0</b>	—	—	—	—	—
Selected in the fourth-round in the 1992 NHL Entry Draft.												
<b>McCarthy, Sandy</b>	<b>00-00</b>	<b>LW-20</b>	<b>13</b>	<b>0</b>	<b>0</b>	<b>0</b>	<b>9</b>	—	—	—	—	—
Acquired from the Philadelphia Flyers in exchange of Kent Manderville, March 14, 2000. Traded to the New York Rangers along with a fourth-round pick in 2001 in exchange for Darren Langdon and Rob DiMaio, August 4, 2000.												
<b>McClanahan, Rob</b>	<b>81-82</b>	<b>C-15/28</b>	<b>17</b>	<b>0</b>	<b>3</b>	<b>3</b>	<b>11</b>	—	—	—	—	—
Claimed from Buffalo Sabres in NHL Waiver Draft, September 1981. Traded to New York Rangers for a 10th-round 1983 draft pick (Reine Karlsson), January 1982.												
<b>McClement, Jay</b>	<b>14-15</b>	<b>C-18</b>	<b>82</b>	<b>7</b>	<b>14</b>	<b>21</b>	<b>17</b>	—	—	—	—	—
Signed as a free agent, July 1, 2014.												
<b>McCrimmon, Brad</b>	<b>93-96</b>	<b>D-10</b>	<b>156</b>	<b>4</b>	<b>12</b>	<b>16</b>	<b>176</b>	—	—	—	—	—
Acquired from Detroit Red Wings for a 1993 sixth-round draft pick (pick had been previously acquired from Detroit in the Steve Konroyd trade), June 1993. Signed free agent contract with Phoenix Coyotes, June 1996.												
<b>McDonald, Gerry</b>	<b>81-84</b>	<b>D-31/33</b>	<b>8</b>	<b>0</b>	<b>0</b>	<b>0</b>	<b>4</b>	—	—	—	—	—
Acquired from New York Rangers with Doug Sulliman and Chris Kotsopoulos for Mike Rogers and a 10th-round 1982 draft pick (Simo Saarinen), October 1981. Released, July 1984.												
<b>McDougal, Mike</b>	<b>81-83</b>	<b>RW-23/32</b>	<b>58</b>	<b>8</b>	<b>10</b>	<b>18</b>	<b>43</b>	—	—	—	—	—
Claimed from New York Rangers in NHL Waiver Draft, October 1981. Released, July 1984.												
<b>McEwen, Mike</b>	<b>85-87</b>	<b>D-25</b>	<b>58</b>	<b>11</b>	<b>10</b>	<b>21</b>	<b>38</b>	<b>9</b>	<b>1</b>	<b>5</b>	<b>6</b>	<b>6</b>
Acquired from New York Rangers for Bob Crawford, March 1986. Left team to join Sierre HC of Swiss League, July 1987. Re-signed, March 1988. Returned to Swiss League, June 1988.												
<b>McGill, Bob</b>	<b>93-94</b>	<b>D-25</b>	<b>30</b>	<b>0</b>	<b>3</b>	<b>3</b>	<b>41</b>	—	—	—	—	—
Acquired on waivers from New York Islanders, November 1993.												
<b>McIlhargey, Jack</b>	<b>80-82</b>	<b>D-33/29</b>	<b>98</b>	<b>2</b>	<b>11</b>	<b>13</b>	<b>202</b>	—	—	—	—	—
Acquired with Norm Barnes from Philadelphia Flyers for a second-round 1982 draft pick (pick later transferred to Toronto, Peter Ilnacek), December 1980. Retired, August 1982.												
<b>McKay, Ross</b>	<b>90-91</b>	<b>G-49</b>	<b>1</b>	<b>0</b>	<b>0</b>	<b>0</b>	<b>0</b>	—	—	—	—	—
Signed as a free agent, June 1988. Released, October 1991.												
<b>McKenzie, Jim</b>	<b>89-94</b>	<b>LW-33/31</b>	<b>203</b>	<b>13</b>	<b>12</b>	<b>25</b>	<b>468</b>	<b>6</b>	<b>0</b>	<b>0</b>	<b>0</b>	<b>8</b>
Selected in NHL Entry Draft (Victoria, WHL), June 1989. Traded to Florida Panthers for Alexander Godynuk, December 1993.												
<b>McKenzie, John</b>	<b>77-79</b>	<b>RW-19</b>	<b>189</b>	<b>57</b>	<b>76</b>	<b>133</b>	<b>201</b>	<b>29</b>	<b>11</b>	<b>14</b>	<b>25</b>	<b>34</b>
Acquired from Edmonton Oilers with Dave Keon, Dave Dryden, Jack Carlson and Steve Carlson for Danny Arndt, cash and "future considerations" (the rights to Dave Debol), January 1977. Retired, June 1979.												
<b>McLean, Kirk</b>	<b>98-98</b>	<b>G-1</b>	<b>8</b>	<b>0</b>	<b>1</b>	<b>1</b>	<b>0</b>	—	—	—	—	—
Acquired from Vancouver Canucks along with Martin Gelinas, for Sean Burke, Enrico Ciccone, and Geoff Sanderson, January 3, 1998. Traded to the Florida Panthers for Ray Sheppard, March 24, 1998.												
<b>McManama, Bob</b>	<b>75-76</b>	<b>C-11</b>	<b>37</b>	<b>3</b>	<b>10</b>	<b>13</b>	<b>28</b>	<b>12</b>	<b>4</b>	<b>3</b>	<b>7</b>	<b>4</b>
Signed as a free agent after release by Pittsburgh Penguins, December 1975. Traded to Florida Breakers (later became Minnesota Fighting Saints) with Fred O'Donnell for Wayne Connelly, June 1976.												
<b>Meagher, Rick</b>	<b>80-83</b>	<b>C-20</b>	<b>96</b>	<b>31</b>	<b>29</b>	<b>60</b>	<b>70</b>	—	—	—	—	—
Traded to Hartford by Montreal Canadiens with Montreal's third (Paul MacDermid) and fifth- (Dan Bourbonnais) round choices in 1981 for Hartford's third (Dieter Hegen) and fifth (Steve Rooney) round choices in 1981, June 5, 1980. Traded to New Jersey Devils with Garry Howatt for Merlin Malinowski and Scott Fusco, October 1982.												
<b>Melichar, Josef</b>	<b>08</b>	<b>D-22</b>	<b>15</b>	<b>0</b>	<b>4</b>	<b>4</b>	<b>8</b>	—	—	—	—	—
Signed as a free agent, July 2008. Traded to Tampa Bay along with Wade Brookbank and a 2009 fourth-round draft pick in exchange for Jussi Jokinen, February 7, 2009.												
<b>Merkosky, Glenn</b>	<b>81-82</b>	<b>C-15</b>	<b>7</b>	<b>0</b>	<b>0</b>	<b>0</b>	<b>2</b>	—	—	—	—	—
Signed as a free agent (Calgary, WHL), August 1980. Released, July 1982.												
<b>Methe, Gerry</b>	<b>74-75</b>	<b>D-18</b>	<b>5</b>	<b>0</b>	<b>1</b>	<b>1</b>	<b>4</b>	<b>2</b>	<b>0</b>	<b>0</b>	<b>0</b>	<b>0</b>
Signed as a free agent after release by Pittsburgh Penguins, June 1974. Released, October 1974.												
<b>Millar, Mike</b>	<b>86-88</b>	<b>RW-8</b>	<b>38</b>	<b>9</b>	<b>9</b>	<b>18</b>	<b>6</b>	—	—	—	—	—
Selected in NHL Entry Draft (Hamilton, OHL), June 1983. Traded to Washington Capitals with Neil Sheehy for Ed Kastelic and Grant Jennings, July 1988.												
<b>Millen, Greg</b>	<b>81-85</b>	<b>G-30</b>	<b>219</b>	<b>0</b>	<b>10</b>	<b>10</b>	<b>24</b>	—	—	—	—	—
Signed as a free agent from Pittsburgh Penguins, June 1981. Pat Boutette and Kevin McClelland later sent to Pittsburgh as compensation. Traded to St. Louis Blues with Mark Johnson for Mike Liut and "future considerations" (Jorgen Pettersson), February 1985.												
<b>Miller, Warren</b>	<b>78-79/80-83</b>	<b>RW-27</b>	<b>284</b>	<b>59</b>	<b>67</b>	<b>126</b>	<b>164</b>	<b>10</b>	<b>0</b>	<b>8</b>	<b>8</b>	<b>28</b>
Acquired from Quebec Nordiques for Louis Levasseur, September 1978. Selected by New York Rangers in NHL Reclaim Draft, June 1979. Re-acquired from New York Rangers for \$100 under terms of 1979 NHL Expansion Draft. (WHA player reclaimed by NHL club could be re-acquired by former WHA team if placed on waivers by NHL club). Released, July 1983.												
<b>Mormina, Joey</b>	<b>08</b>	<b>D-29</b>	<b>1</b>	<b>0</b>	<b>0</b>	<b>0</b>	<b>0</b>	—	—	—	—	—
Signed as a free agent, July 2, 2007. Signed as a free agent with Pittsburgh, July 8, 2008.												
<b>Murray, Chris</b>	<b>96-97</b>	<b>RW-17</b>	<b>15</b>	<b>1</b>	<b>2</b>	<b>3</b>	<b>32</b>	—	—	—	—	—
Acquired from Phoenix Coyotes for Gerald Diduck on March 18, 1997. Traded to the Ottawa Senators for Sean Hill, November 18, 1997.												
<b>Moss, Tyler</b>	<b>00-01</b>	<b>G-31</b>	<b>12</b>	<b>0</b>	<b>0</b>	<b>0</b>	<b>0</b>	<b>0</b>	<b>0</b>	<b>0</b>	<b>0</b>	<b>0</b>
Signed as a free agent, August 9, 2000. Signed with Vancouver Canucks as a free agent, July 5, 2002.												
<b>Murphy, Mike</b>	<b>11-12</b>	<b>G-70</b>	<b>2</b>	<b>0</b>	<b>0</b>	<b>0</b>	<b>0</b>	—	—	—	—	—
Selected in NHL Entry Draft (Belleville, OHL), June 21, 2008. Released, July 2012. Signed as a free agent, July 11, 2013. Released, July 2014.												
<b>Murphy, Ryan</b>	<b>13-15</b>	<b>D-7</b>	<b>89</b>	<b>6</b>	<b>19</b>	<b>25</b>	<b>20</b>	—	—	—	—	—
Selected in NHL Entry Draft (Kitchener, OHL), June 24, 2011.												
<b>Murray, Marty</b>	<b>03-04</b>	<b>C-15</b>	<b>66</b>	<b>5</b>	<b>7</b>	<b>12</b>	<b>8</b>	—	—	—	—	—
Acquired from Philadelphia Flyers for a sixth-round pick in the 2004 Draft (Frederik Cabana), June 2003. Did not re-sign, July 2005.												

	YEARS	POS.-NO.	REGULAR SEASON					PLAYOFFS				
			GP	G	A	TP	PIM	GP	G	A	TP	PIM
<b>Murzyn, Dana</b>	<b>85-88</b>	<b>D-4</b>	<b>185</b>	<b>13</b>	<b>49</b>	<b>62</b>	<b>265</b>	<b>10</b>	<b>2</b>	<b>1</b>	<b>3</b>	<b>39</b>
Selected in NHL Entry Draft (Calgary, WHL), June 1985. Traded to Calgary Flames with Shane Churla for Neil Sheely, Carey Wilson and rights to Lane MacDonald, January 1988.												
<b>Muzzatti, Jason</b>	<b>95-97</b>	<b>G-29</b>	<b>53</b>	<b>0</b>	<b>1</b>	<b>1</b>	<b>51</b>	—	—	—	—	—
Claimed by Hartford from the Calgary Flames in the Waiver Draft, October 6, 1995. Traded to the NY Rangers for a fourth-round draft pick in the 1998 Draft (Tommy Westlund) on August 8, 1997.												
<b>—N—</b>												
<b>Nachbaur, Don</b>	<b>80-82</b>	<b>LW-26/31</b>	<b>154</b>	<b>21</b>	<b>38</b>	<b>59</b>	<b>256</b>	—	—	—	—	—
Selected in NHL Entry Draft (Billings, WHL), August 1979. Traded to Edmonton Oilers with Ken Linseman for Risto Siltanen and Brent Loney, August 1982.												
<b>Nash, Riley</b>	<b>11-15</b>	<b>C-20</b>	<b>178</b>	<b>22</b>	<b>37</b>	<b>59</b>	<b>51</b>	—	—	—	—	—
Acquired from Edmonton Oilers in exchange for a second-round pick in the 2010 Draft (Martin Marincin), June 26, 2010.												
<b>Nestrasil, Andrej</b>	<b>14-15</b>	<b>C/W-15</b>	<b>41</b>	<b>7</b>	<b>11</b>	<b>18</b>	<b>4</b>	—	—	—	—	—
Claimed on waivers from Detroit, Nov. 20, 2014												
<b>Neufeld, Ray</b>	<b>79-86</b>	<b>RW-10/17</b>	<b>331</b>	<b>95</b>	<b>131</b>	<b>226</b>	<b>400</b>	<b>2</b>	<b>1</b>	<b>0</b>	<b>1</b>	<b>0</b>
Selected in NHL Entry Draft (Edmonton, WHL), August 1979. Traded to Winnipeg Jets for David Babych, November 1985.												
<b>Newberry, John</b>	<b>85-86</b>	<b>C-33</b>	<b>3</b>	<b>0</b>	<b>0</b>	<b>0</b>	<b>0</b>	—	—	—	—	—
Signed as a free agent (Montreal Canadiens), September 1985. Released, July 1986.												
<b>Nieckar, Barry</b>	<b>92-93</b>	<b>LW-12</b>	<b>2</b>	<b>0</b>	<b>0</b>	<b>0</b>	<b>2</b>	—	—	—	—	—
Signed as a free agent (Raleigh, ECHL), September 1992. Signed by Calgary Flames as free agent, June, 1995.												
<b>Nikolishin, Andrei</b>	<b>94-97</b>	<b>C-11/13</b>	<b>112</b>	<b>24</b>	<b>52</b>	<b>76</b>	<b>46</b>	—	—	—	—	—
Acquired in the second-round (Moscow Dynamo, Russia) of the 1992 NHL Entry Draft. Traded to Washington Capitals for Curtis Leschyshyn, November 9, 1996.												
<b>Nodl, Andreas</b>	<b>11-13</b>	<b>RW-14</b>	<b>56</b>	<b>3</b>	<b>5</b>	<b>8</b>	<b>8</b>	—	—	—	—	—
Claimed on waivers from the Philadelphia Flyers, November 29, 2011. Released, July 2013.												
<b>Nolan, Brandon</b>	<b>07-08</b>	<b>C/LW-36</b>	<b>6</b>	<b>0</b>	<b>1</b>	<b>1</b>	<b>0</b>	—	—	—	—	—
Signed as a free agent, July 2, 2007. Contract expired July 1, 2008.												
<b>Nordgren, Niklas</b>	<b>05-06</b>	<b>LW-44</b>	<b>43</b>	<b>4</b>	<b>2</b>	<b>6</b>	<b>30</b>	—	—	—	—	—
Selected in the NHL Entry Draft (MoDo Jr. – Sweden), June 21, 1997. Traded to Pittsburgh along with Krystofer Kolanos and a second-round draft pick in 2007 for Mark Recchi, March 9, 2006.												
<b>Norwood, Lee</b>	<b>91-92</b>	<b>D-23</b>	<b>6</b>	<b>0</b>	<b>0</b>	<b>0</b>	<b>16</b>	—	—	—	—	—
Acquired from New Jersey Devils for “future considerations,” October 1991. Traded to St. Louis Blues for “future considerations,” November 1991.												
<b>Nylander, Michael</b>	<b>92-94</b>	<b>C-36/92</b>	<b>117</b>	<b>22</b>	<b>55</b>	<b>77</b>	<b>60</b>	—	—	—	—	—
Selected in NHL Entry Draft (Aik Solna, Sweden), June 1991. Traded with Zarley Zalapski and James Patrick to Calgary Flames for Gary Suter, Paul Ranheim and Ted Drury, March 1994.												
<b>—O—</b>												
<b>O'Donnell, Fred</b>	<b>74-76</b>	<b>RW-16</b>	<b>155</b>	<b>32</b>	<b>26</b>	<b>58</b>	<b>165</b>	<b>20</b>	<b>2</b>	<b>5</b>	<b>7</b>	<b>35</b>
Signed as a free agent from Vancouver Canucks, February 1974. Traded to Florida Breakers (later renamed the Minnesota Fighting Saints) with Bob McManama for Wayne Connelly, June 1976.												
<b>O'Neill, Jeff</b>	<b>95-04</b>	<b>C-92/19</b>	<b>673</b>	<b>198</b>	<b>218</b>	<b>416</b>	<b>552</b>	<b>34</b>	<b>9</b>	<b>8</b>	<b>17</b>	<b>37</b>
Selected in NHL Entry Draft (Guelph Storm, OHL), June 1994. Traded to Toronto in exchange for a conditional pick in the 2006 NHL Entry Draft, July 2005.												
<b>O'Sullivan, Patrick</b>	<b>10</b>	<b>C-19</b>	<b>10</b>	<b>1</b>	<b>0</b>	<b>1</b>	<b>2</b>	—	—	—	—	—
Signed as a free agent, September 17, 2010. Claimed on waivers by the Minnesota Wild, November 23, 2010.												
<b>Osala, Oskar</b>	<b>10</b>	<b>LW-32</b>	<b>1</b>	<b>0</b>	<b>0</b>	<b>0</b>	<b>0</b>	—	—	—	—	—
Acquired from Washington along with Brian Pothier and Washington's 2011 second-round pick in exchange for Joe Corvo, March 3, 2010.												
<b>Ouimet, Ted</b>	<b>74-75</b>	<b>G-30</b>	<b>1</b>	<b>0</b>	<b>0</b>	<b>0</b>	<b>0</b>	—	—	—	—	—
Purchased from Cleveland Crusaders, December 1975. Re-sold to Cleveland, January 1976.												
<b>Ozolinsh, Sandis</b>	<b>00-02</b>	<b>D-8</b>	<b>118</b>	<b>16</b>	<b>51</b>	<b>67</b>	<b>105</b>	<b>6</b>	<b>0</b>	<b>1</b>	<b>1</b>	<b>5</b>
Acquired from Colorado Avalanche along with a second round pick in 2000 (Tomas Kurka) in exchange for Nolan Pratt, the Hurricanes' first round pick (Vaclav Nedorost) and two second round picks (Jared Anlin, Argis Saviels) in 2000 on June 24, 2000. Traded to Florida Panthers along with Byron Ritchie in exchange for Bret Hedican, Kevyn Adams and Tomas Malec, January 16, 2002.												
<b>—P—</b>												
<b>Paiement, Rosaire</b>	<b>75-77</b>	<b>C-12</b>	<b>93</b>	<b>33</b>	<b>45</b>	<b>78</b>	<b>101</b>	<b>17</b>	<b>4</b>	<b>11</b>	<b>15</b>	<b>41</b>
Acquired from Denver Spurs for a first-round 1976 draft choice, June 1975. Traded to Indianapolis Racers for Gary MacGregor, November 1976.												
<b>Palushaj, Aaron</b>	<b>14</b>	<b>RW-37</b>	<b>2</b>	<b>0</b>	<b>0</b>	<b>0</b>	<b>0</b>	—	—	—	—	—
Signed as a free agent, July 11, 2013. Released, July 2014.												
<b>Parker, Jeff</b>	<b>90-91</b>	<b>RW-25</b>	<b>4</b>	<b>0</b>	<b>0</b>	<b>0</b>	<b>4</b>	—	—	—	—	—
Acquired from Pittsburgh Penguins with Zarley Zalapski and John Cullen in exchange for Ron Francis, Ulf Samuelsson and Grant Jennings, March 1991. Released, November 1992.												
<b>Paterson, Mark</b>	<b>82-86</b>	<b>D-6</b>	<b>29</b>	<b>3</b>	<b>3</b>	<b>6</b>	<b>33</b>	—	—	—	—	—
Selected in NHL Entry Draft (Ottawa, OHL), June 1982. Traded to Calgary Flames for Yves Courteau, October 1985.												
<b>Patrick, James</b>	<b>93-94</b>	<b>D-4</b>	<b>47</b>	<b>8</b>	<b>20</b>	<b>28</b>	<b>32</b>	—	—	—	—	—
Acquired with Darren Turcotte from New York Rangers for Steve Larmer, Nick Kypreos, Barry Richter and a 1994 sixth-round draft pick (Yuri Litvinov) November 1993. Traded with Zarley Zalapski and Michael Nylander to Calgary Flames for Gary Suter, Paul Ranheim and Ted Drury, March 1994.												
<b>Pavese, Jim</b>	<b>88-89</b>	<b>LW/D-31/4</b>	<b>5</b>	<b>0</b>	<b>0</b>	<b>0</b>	<b>5</b>	<b>1</b>	<b>0</b>	<b>0</b>	<b>0</b>	<b>0</b>
Acquired from Detroit Red Wings for Torrie Robertson, March 1989.												
<b>Pedersen, Allen</b>	<b>92-94</b>	<b>D-41</b>	<b>66</b>	<b>1</b>	<b>4</b>	<b>5</b>	<b>69</b>	—	—	—	—	—
Acquired from Minnesota North Stars for a 1993 sixth round draft pick (Rick Mrozik), June 1992.												
<b>Pederson, Barry</b>	<b>91-92</b>	<b>C-25</b>	<b>5</b>	<b>2</b>	<b>2</b>	<b>4</b>	<b>0</b>	—	—	—	—	—
Signed as a free agent, September 1991. Released, November 1991.												
<b>Pellerin, Scott</b>	<b>01</b>	<b>LW-38</b>	<b>19</b>	<b>0</b>	<b>5</b>	<b>5</b>	<b>6</b>	<b>6</b>	<b>0</b>	<b>0</b>	<b>0</b>	<b>4</b>
Acquired from Minnesota Wild for a third round pick in 2001 Entry Draft, rights to Askhat Rakhmatullin and future considerations. Signed by Boston Bruins as a free agent, July 26, 2001.												
<b>Peloff, Andre</b>	<b>78-79</b>	<b>C-20</b>	<b>10</b>	<b>2</b>	<b>0</b>	<b>2</b>	<b>2</b>	<b>2</b>	<b>0</b>	<b>0</b>	<b>0</b>	<b>0</b>
Signed as a free agent from Springfield Indians (AHL), August 1977. Released, July 1978.												
<b>Peters, Justin</b>	<b>10-14</b>	<b>G-60/35</b>	<b>68</b>	<b>0</b>	<b>2</b>	<b>2</b>	<b>8</b>	—	—	—	—	—
Selected in the NHL Entry Draft (Toronto-St. Michaels OHL), June 26, 2004. Released, July 2014.												
<b>Peterson, Brent</b>	<b>87-88</b>	<b>C-17</b>	<b>52</b>	<b>2</b>	<b>7</b>	<b>9</b>	<b>40</b>	—	—	—	—	—
Selected from Vancouver Canucks in NHL Waiver Draft, October 1987. Retired, July 1989.												



# ALL-TIME ROSTER

	YEARS	POS.-NO.	REGULAR SEASON					PLAYOFFS				
			GP	G	A	TP	PIM	GP	G	A	TP	PIM
<b>Petrovicky, Robert</b>	<b>92-95</b>	<b>C-39</b>	<b>77</b>	<b>9</b>	<b>11</b>	<b>20</b>	<b>84</b>	—	—	—	—	—
Selected in NHL Entry Draft (Dukla Trencin, Czech.), June 1992. Traded to Dallas for Dan Kesa on November 29, 1995.												
<b>Petrusalek, Jakub</b>	<b>09</b>	<b>RW-56</b>	<b>2</b>	<b>0</b>	<b>1</b>	<b>1</b>	<b>0</b>	—	—	—	—	—
Acquired from the New York Rangers in exchange for Brad Isbister, November 21, 2006. Released, July 2009.												
<b>Pettersson, Jorgen</b>	<b>85-86</b>	<b>LW-22</b>	<b>23</b>	<b>5</b>	<b>5</b>	<b>10</b>	<b>2</b>	—	—	—	—	—
Acquired from St. Louis Blues to complete an earlier deal in which Hartford traded Mark Johnson and Greg Millen to St. Louis for Mike Liut and "future considerations," April 1985. Traded to Washington Capitals for Doug Jarvis, December 1985.												
<b>Picard, Alexandre</b>	<b>10</b>	<b>D-45</b>	<b>9</b>	<b>0</b>	<b>0</b>	<b>0</b>	<b>6</b>	—	—	—	—	—
Acquired from Ottawa along with Ottawa's 2010 second-round pick in exchange for Matt Cullen, February 12, 2010. Signed with Montreal as a free agent, July 2010.												
<b>Picard, Michel</b>	<b>90-92</b>	<b>LW-47</b>	<b>25</b>	<b>4</b>	<b>5</b>	<b>9</b>	<b>8</b>	—	—	—	—	—
Selected in NHL Entry Draft (Trois-Riviere, QMJHL), June 1989. Traded to San Jose Sharks for "future considerations" (Yvon Corriveau), October 1992.												
<b>Pierce, Randy</b>	<b>83-85</b>	<b>RW-38</b>	<b>34</b>	<b>9</b>	<b>5</b>	<b>14</b>	<b>17</b>	—	—	—	—	—
Signed as a free agent (New Jersey), December 1982. Released, July 1985.												
<b>Pietrangelo, Frank</b>	<b>91-94</b>	<b>G-40</b>	<b>54</b>	<b>0</b>	<b>0</b>	<b>0</b>	<b>6</b>	<b>7</b>	<b>0</b>	<b>0</b>	<b>0</b>	<b>0</b>
Acquired from Pittsburgh Penguins for third- and seventh-round 1994 draft picks (Sven Butenschon, Serge Anbin), March 1992. Signed by New York Islanders as a free agent, August 1994.												
<b>Pitkanen, Joni</b>	<b>08-13</b>	<b>D-25</b>	<b>266</b>	<b>24</b>	<b>116</b>	<b>140</b>	<b>218</b>	<b>18</b>	<b>0</b>	<b>8</b>	<b>8</b>	<b>16</b>
Acquired from the Edmonton Oilers in exchange for Erik Cole, July 1, 2008. Released, July 2014.												
<b>Pleau, Larry</b>	<b>72-79</b>	<b>C/W-4/24/29</b>	<b>468</b>	<b>157</b>	<b>215</b>	<b>372</b>	<b>180</b>	<b>66</b>	<b>29</b>	<b>22</b>	<b>51</b>	<b>37</b>
Selected in WHA Player Selection Draft, February 1972 (Montreal). Traded to Indianapolis Racers, June 1978, but vetoed trade. Retired, September 1978. Came out of retirement, January 1979. Retired, September 1979.												
<b>Plumb, Ron</b>	<b>77-80</b>	<b>D-6</b>	<b>131</b>	<b>8</b>	<b>29</b>	<b>37</b>	<b>65</b>	<b>23</b>	<b>2</b>	<b>8</b>	<b>10</b>	<b>16</b>
Acquired from Cincinnati Stingers for Greg Carroll, February 1978. Released, July 1981.												
<b>Ponikarovsky, Alexei</b>	<b>11-12</b>	<b>LW-23</b>	<b>49</b>	<b>7</b>	<b>8</b>	<b>15</b>	<b>26</b>	—	—	—	—	—
Signed as a free agent, July 2011. Traded to New Jersey in exchange for Joe Sovo and a fourth-round pick (Jaccob Slavin) in the 2012 draft, January 2012.												
<b>Pothier, Brian</b>	<b>10</b>	<b>D-5</b>	<b>20</b>	<b>1</b>	<b>3</b>	<b>4</b>	<b>11</b>	—	—	—	—	—
Acquired from Washington along with Oskar Osala and Washington's 2011 second-round pick in exchange for Joe Corvo, March 3, 2010. Signed as a free agent with Geneve-Servette HC (Switzerland), July 2010.												
<b>Poulin, Patrick</b>	<b>91-94</b>	<b>LW-37/24</b>	<b>93</b>	<b>22</b>	<b>32</b>	<b>54</b>	<b>50</b>	<b>7</b>	<b>2</b>	<b>1</b>	<b>3</b>	<b>0</b>
Selected in NHL Entry Draft (St. Hyac, QMJHL), June 1991. Traded with Eric Weinrich to Chicago for Steve Larmer and Bryan Marchment, November 1993.												
<b>Pratt, Nolan</b>	<b>96-00</b>	<b>D-41/4</b>	<b>157</b>	<b>4</b>	<b>19</b>	<b>23</b>	<b>235</b>	<b>3</b>	<b>0</b>	<b>0</b>	<b>0</b>	<b>2</b>
Selected in 1993 NHL Entry Draft (Portland, WHL) in fifth round (115th overall). Traded to Colorado Avalanche along with Carolina's first-round pick (Vaclav Nedorost) and two second-round picks (Jared Aulin, Argis Saviels) in 2000 in exchange for Sandis Ozolinsh and a second-round pick in 2000 (Tomas Kurka), June 24, 2000.												
<b>Primeau, Keith</b>	<b>96-99</b>	<b>C-55</b>	<b>234</b>	<b>82</b>	<b>94</b>	<b>176</b>	<b>346</b>	<b>6</b>	<b>0</b>	<b>3</b>	<b>3</b>	<b>6</b>
Acquired along with Paul Coffey and a 1997 first-round draft pick (Nikos Tselios) from Detroit Red Wings for Brendan Shanahan and Brian Glynn on October 9, 1996. Traded to Philadelphia Flyers along with a fifth-round pick for Rod Brind'Amour, Jean-Marc Pelletier and a second-round pick in 2000, January 23, 2000.												
<b>Pronger, Chris</b>	<b>93-95</b>	<b>D-44</b>	<b>124</b>	<b>10</b>	<b>34</b>	<b>44</b>	<b>167</b>	—	—	—	—	—
Selected in NHL Entry Draft (Peterborough, OHL), June 1993. Hartford acquired San Jose's pick (2nd overall) in the 1993 draft in exchange for Hartford's first, second, and third picks in the 1993 draft and future considerations (Sergei Makarov). Also, Hartford sent a 1994 second-round pick to the Florida Panthers (Jason Podollan). Traded to St. Louis Blues for Brendan Shanahan, July 1995.												
<b>Propp, Brian</b>	<b>93-94</b>	<b>LW-15/26</b>	<b>65</b>	<b>12</b>	<b>17</b>	<b>29</b>	<b>44</b>	—	—	—	—	—
Signed as a free agent, October 1993. Released, June 1994.												
<b>-Q-</b>												
<b>Quenneville, Joel</b>	<b>83-90</b>	<b>D-3</b>	<b>457</b>	<b>25</b>	<b>70</b>	<b>95</b>	<b>408</b>	<b>26</b>	<b>0</b>	<b>7</b>	<b>7</b>	<b>18</b>
Acquired from Calgary Flames with Richie Dunn for Mickey Volcan, July 1983. Traded to Washington Capitals for cash, October 1990.												
<b>-R-</b>												
<b>Raeder, Cap</b>	<b>75-77</b>	<b>G-35</b>	<b>29</b>	<b>0</b>	<b>0</b>	<b>0</b>	<b>2</b>	<b>15</b>	<b>0</b>	<b>1</b>	<b>1</b>	<b>0</b>
Selected in WHA Amateur Draft (University of New Hampshire), June 1975. Released, August 1978.												
<b>Rask, Victor</b>	<b>14-15</b>	<b>C-49</b>	<b>80</b>	<b>11</b>	<b>22</b>	<b>33</b>	<b>16</b>	—	—	—	—	—
Selected in NHL Draft (Leksand, Sweden), June 25, 2011.												
<b>Ranheim, Paul</b>	<b>93-00</b>	<b>LW-14/28</b>	<b>432</b>	<b>49</b>	<b>80</b>	<b>129</b>	<b>117</b>	<b>6</b>	<b>0</b>	<b>0</b>	<b>0</b>	<b>2</b>
Acquired with Gary Suter and Ted Drury from Calgary Flames for Zarley Zalapski, James Patrick and Michael Nylander, March 1994. Traded to Philadelphia Flyers in exchange for an eighth-round pick in 2002 entry draft, May 31, 2000.												
<b>Reaugh, Daryl</b>	<b>90-92</b>	<b>G-31</b>	<b>20</b>	<b>0</b>	<b>0</b>	<b>0</b>	<b>4</b>	—	—	—	—	—
Signed as a free agent, September 1989. Released, June 1992.												
<b>Recchi, Mark</b>	<b>06-06</b>	<b>RW-18</b>	<b>20</b>	<b>4</b>	<b>3</b>	<b>7</b>	<b>12</b>	<b>25</b>	<b>7</b>	<b>9</b>	<b>16</b>	<b>18</b>
Acquired from Pittsburgh for Krystofer Kolanos, Niklas Nordgren and a second-round draft pick in 2007, March 9, 2006.												
<b>Reeds, Mark</b>	<b>87-89</b>	<b>RW-14/38</b>	<b>45</b>	<b>0</b>	<b>8</b>	<b>8</b>	<b>37</b>	<b>0</b>	<b>0</b>	<b>0</b>	<b>0</b>	<b>0</b>
Acquired from St. Louis for a third-round 1989 draft pick, September 1987. (Later upgraded to a 1989 second-round pick in Charles Bourgeois deal [Rick Corriveau].)												
<b>Reese, Jeff</b>	<b>93-95</b>	<b>G-35/30</b>	<b>37</b>	<b>0</b>	<b>1</b>	<b>1</b>	<b>0</b>	—	—	—	—	—
Acquired from Calgary for Dan Kecmer, November 1993. Traded to Tampa Bay for a ninth-round draft pick in 1996 (Askhat Rakhmatullin), December 1, 1995.												
<b>Renaud, Mark</b>	<b>79-83</b>	<b>D-32/20/28/25</b>	<b>142</b>	<b>5</b>	<b>47</b>	<b>52</b>	<b>80</b>	—	—	—	—	—
Selected in NHL Entry Draft (Niagara Falls, OHL), August 1979. Selected by Buffalo Sabres in NHL Waiver Draft, October 1983.												
<b>Rice, Steven</b>	<b>94-98</b>	<b>R-12</b>	<b>224</b>	<b>44</b>	<b>40</b>	<b>84</b>	<b>205</b>	—	—	—	—	—
Signed as a free agent, August 1994. Bryan Marchment awarded as compensation to Edmonton Oilers.												
<b>Richards, Todd</b>	<b>90-92</b>	<b>D-46</b>	<b>8</b>	<b>0</b>	<b>4</b>	<b>4</b>	<b>6</b>	<b>11</b>	<b>0</b>	<b>3</b>	<b>3</b>	<b>6</b>
Acquired from Montreal Canadiens in October 1990. Released, June 1993.												
<b>Richmond, Danny</b>	<b>05-06</b>	<b>D-51</b>	<b>10</b>	<b>0</b>	<b>1</b>	<b>1</b>	<b>7</b>	—	—	—	—	—
Selected in NHL Entry Draft (Michigan, CCHA), June 21, 2003. Traded to Chicago along with a fourth-round pick in 2006 for Anton Babchuk and a fourth-round pick in 2007.												
<b>Rissanen, Rasmus</b>	<b>15</b>	<b>D-62</b>	<b>6</b>	<b>0</b>	<b>0</b>	<b>0</b>	<b>4</b>	—	—	—	—	—
Selected in NHL Entry Draft (Kalpa Jr., Finland Jr.), June 27, 2009.												
<b>Ritchie, Byron</b>	<b>98-02</b>	<b>C-15</b>	<b>33</b>	<b>0</b>	<b>2</b>	<b>2</b>	<b>19</b>	—	—	—	—	—
Selected in NHL Entry Draft (Leithbridge, WHL), June 1995. Traded to Florida Panthers along with Sandis Ozolinsh for Bret Hedican, Kevyn Adams and Tomas Malec, January 16, 2002.												
<b>Roberts, Doug</b>	<b>75-77</b>	<b>D-14</b>	<b>140</b>	<b>7</b>	<b>31</b>	<b>38</b>	<b>84</b>	<b>19</b>	<b>1</b>	<b>1</b>	<b>2</b>	<b>8</b>
Signed as a free agent (Detroit, NHL), September 1975. Released, July 1977.												

	YEARS	POS.-NO.	REGULAR SEASON					PLAYOFFS				
			GP	G	A	TP	PIM	GP	G	A	TP	PIM
<b>Roberts, Gary</b>	<b>97-00</b>	<b>LW-10</b>	<b>207</b>	<b>57</b>	<b>87</b>	<b>144</b>	<b>343</b>	<b>6</b>	<b>1</b>	<b>1</b>	<b>2</b>	<b>8</b>
Acquired from Calgary along with Trevor Kidd for Andrew Cassels and Jean-Sebastien Giguere, August 25, 1997. Signed by Toronto as a free agent, July 4, 2000.												
<b>Roberts, Gordie</b>	<b>75-81</b>	<b>D-7</b>	<b>418</b>	<b>52</b>	<b>183</b>	<b>235</b>	<b>672</b>	<b>49</b>	<b>5</b>	<b>21</b>	<b>26</b>	<b>83</b>
Signed as an underage junior from Victoria (WCHL), September 1975. Traded to Minnesota North Stars for Mike Fidler, December 1980.												
<b>Robertson, Torrie</b>	<b>83-88</b>	<b>LW-32</b>	<b>299</b>	<b>34</b>	<b>75</b>	<b>109</b>	<b>1284</b>	<b>16</b>	<b>1</b>	<b>1</b>	<b>2</b>	<b>73</b>
Acquired from Washington Capitals for Greg Adams, October 1983. Traded to Detroit Red Wings for Jim Pavese, March 1989.												
<b>Rodney, Bryan</b>	<b>08-11</b>	<b>D-28/33/29</b>	<b>33</b>	<b>1</b>	<b>12</b>	<b>13</b>	<b>12</b>	—	—	—	—	—
Signed as a free agent, May 12, 2008. Released, July 2011.												
<b>Rogers, Mike</b>	<b>75-81</b>	<b>C-17</b>	<b>434</b>	<b>182</b>	<b>285</b>	<b>467</b>	<b>139</b>	<b>49</b>	<b>13</b>	<b>24</b>	<b>37</b>	<b>14</b>
Acquired from Edmonton Oilers with "future considerations" for Wayne Carleton, January 1976. Traded to New York Rangers for Gerry McDonald, Doug Sulliman and Chris Kotsopoulos, October 1981.												
<b>Rourke, Allan</b>	<b>03-04</b>	<b>D-38</b>	<b>25</b>	<b>1</b>	<b>2</b>	<b>3</b>	<b>22</b>	—	—	—	—	—
Acquired from the Toronto Maple Leafs for Harold Druken and Jeff Daw, May 2003.												
<b>Rowe, Tom</b>	<b>80-82</b>	<b>RW-12/29</b>	<b>115</b>	<b>23</b>	<b>32</b>	<b>55</b>	<b>256</b>	<b>3</b>	<b>2</b>	<b>0</b>	<b>2</b>	<b>0</b>
Acquired from Washington Capitals for Alan Hangleben, January 1980. Released, December 1981.												
<b>Roy, Pierre</b>	<b>78-79</b>	<b>D-3</b>	<b>1</b>	<b>0</b>	<b>0</b>	<b>0</b>	<b>2</b>	—	—	—	—	—
Signed for one game, April 1979. Released, April 1979.												
<b>Rucinski, Mike</b>	<b>98-00</b>	<b>D-46/18</b>	<b>26</b>	<b>0</b>	<b>2</b>	<b>2</b>	<b>10</b>	—	—	—	—	—
Selected in NHL Entry Draft, July 8, 1995. Traded to New Jersey Devils for Ted Drury, March 4, 2002.												
<b>Ruutu, Tuomo</b>	<b>08-14</b>	<b>C/LW-15</b>	<b>378</b>	<b>90</b>	<b>126</b>	<b>216</b>	<b>291</b>	<b>16</b>	<b>1</b>	<b>3</b>	<b>4</b>	<b>8</b>
Acquired from the Chicago Blackhawks in exchange for left wing Andrew Ladd, February 26, 2008. Traded to the New Jersey Devils in exchange for forward Andrei Loktionov, March 5, 2014.												
<b>Ryan, Michael</b>	<b>08-09</b>	<b>C-36/20</b>	<b>18</b>	<b>0</b>	<b>2</b>	<b>2</b>	<b>2</b>	—	—	—	—	—
Signed as a free agent, October 31, 2008. Released, June 2010.												
<b>-S-</b>												
<b>Samson, Jerome</b>	<b>10-12</b>	<b>RW-71/67</b>	<b>46</b>	<b>2</b>	<b>7</b>	<b>9</b>	<b>18</b>	—	—	—	—	—
Signed as a free agent, July 2, 2007. Released, July 2013.												
<b>Samsonov, Sergei</b>	<b>08-11</b>	<b>LW-14</b>	<b>249</b>	<b>54</b>	<b>81</b>	<b>135</b>	<b>82</b>	<b>17</b>	<b>5</b>	<b>3</b>	<b>8</b>	<b>6</b>
Claimed on waivers from the Chicago Blackhawks, January 8, 2008. Traded to the Florida Panthers in exchange for Bryan Allen, February 28, 2011.												
<b>Samuelsson, Ulf</b>	<b>84-91</b>	<b>D-5</b>	<b>463</b>	<b>31</b>	<b>144</b>	<b>175</b>	<b>1108</b>	<b>31</b>	<b>2</b>	<b>5</b>	<b>7</b>	<b>109</b>
Selected in NHL Entry Draft (Leksands, Sweden), June 1982. Traded to Pittsburgh Penguins with Ron Francis and Grant Jennings for John Cullen, Zarley Zalapski and Jeff Parker, March 1991.												
<b>Sanderson, Geoff</b>	<b>90-98</b>	<b>LW/C-13/8</b>	<b>479</b>	<b>196</b>	<b>173</b>	<b>369</b>	<b>195</b>	<b>10</b>	<b>1</b>	<b>0</b>	<b>1</b>	<b>2</b>
Selected in NHL Entry Draft, June 1990. Traded to Vancouver along with Sean Burke and Enrico Ciccone for Kirk McLean and Martin Gelinis, January 3, 1998.												
<b>Sandlak, Jim</b>	<b>93-95</b>	<b>R-14/52</b>	<b>40</b>	<b>6</b>	<b>2</b>	<b>8</b>	<b>32</b>	—	—	—	—	—
Acquired from Vancouver Canucks as "future consideration" in March 1993 trade that saw the Whalers send Murray Craven and a 1993 fifth-round draft pick (Scott Walker) for Robert Kron, a 1993 third-round draft pick (Marek Malik) and "future considerations," May 1993. Contract expired, June 1995.												
<b>Sanguinetti, Bobby</b>	<b>11-13</b>	<b>D-24</b>	<b>40</b>	<b>2</b>	<b>4</b>	<b>6</b>	<b>4</b>	—	—	—	—	—
Acquired from the New York Rangers in exchange for a sixth-round pick in the 2010 NHL Entry Draft and a second-round pick in the 2012 NHL Entry Draft, June 26, 2010. Released, July 2013.												
<b>Sarrizin, Dick</b>	<b>72-73</b>	<b>RW-16</b>	<b>35</b>	<b>4</b>	<b>7</b>	<b>11</b>	<b>0</b>	—	—	—	—	—
Selected in WHA Player Selection Draft (Philadelphia Flyers), February 1973. Traded to Chicago Cougars for cash and an undisclosed draft choice, October 1973.												
<b>Savard, Jean</b>	<b>79-80</b>	<b>C-6</b>	<b>1</b>	<b>0</b>	<b>0</b>	<b>0</b>	<b>0</b>	—	—	—	—	—
Selected in NHL Expansion Draft (Chicago, NHL), June 1979. Released, July 1981.												
<b>Schurman, Maynard</b>	<b>79-80</b>	<b>LW/C-24</b>	<b>7</b>	<b>0</b>	<b>0</b>	<b>0</b>	<b>0</b>	—	—	—	—	—
Claimed from Philadelphia Flyers in NHL Expansion Draft, June 1979. Released, July 1980.												
<b>Seidenberg, Dennis</b>	<b>07-09</b>	<b>D-4</b>	<b>137</b>	<b>6</b>	<b>45</b>	<b>51</b>	<b>57</b>	<b>16</b>	<b>1</b>	<b>5</b>	<b>6</b>	<b>16</b>
Acquired from the Phoenix Coyotes in exchange for center Kevyn Adams, January 8, 2007. Released, July 2009.												
<b>Sekera, Andrej</b>	<b>13-15</b>	<b>D-4</b>	<b>131</b>	<b>13</b>	<b>50</b>	<b>63</b>	<b>28</b>	—	—	—	—	—
Acquired from the Buffalo Sabres in exchange for defenseman Jamie McBain and Carolina's 2013 second-round pick (35th overall - J.T. Compher). Traded to Los Angeles on Feb. 25, 2015, in exchange for defenseman Roland McKeown and the Kings' first-round pick in 2015 or 2016 (conditions for 2015 not met - Los Angeles' first-round pick in 2016 belongs to Carolina).												
<b>Selby, Brit</b>	<b>73-74</b>	<b>LW-18</b>	<b>65</b>	<b>13</b>	<b>29</b>	<b>42</b>	<b>48</b>	<b>13</b>	<b>3</b>	<b>4</b>	<b>7</b>	<b>13</b>
Acquired from Philadelphia Blazers for Bob Brown, November 1972. Traded to Toronto Toros for Bob Charlebois, June 1973.												
<b>Selwood, Brad</b>	<b>72-79</b>	<b>D-3</b>	<b>431</b>	<b>42</b>	<b>143</b>	<b>185</b>	<b>556</b>	<b>63</b>	<b>6</b>	<b>12</b>	<b>18</b>	<b>81</b>
Selected in WHA Player Selection Draft (Toronto, WHA), February 1972. Chosen by Montreal Canadiens in NHL Reclaim Draft, June 1979.												
<b>Semenko, Dave</b>	<b>86-87</b>	<b>LW-72</b>	<b>57</b>	<b>4</b>	<b>8</b>	<b>12</b>	<b>87</b>	<b>4</b>	<b>0</b>	<b>0</b>	<b>0</b>	<b>15</b>
Acquired from Edmonton Oilers for a third-round 1988 draft pick (Trevor Sim), December 1986. Traded to Toronto Maple Leafs for Bill Root, September 1987.												
<b>Semin, Alexander</b>	<b>13-15</b>	<b>LW-28</b>	<b>166</b>	<b>41</b>	<b>64</b>	<b>105</b>	<b>120</b>	—	—	—	—	—
Signed as a free agent, July 26, 2012. Released (buyout), July 2015.												
<b>Shanahan, Brendan</b>	<b>95-96</b>	<b>LW-94</b>	<b>76</b>	<b>45</b>	<b>34</b>	<b>79</b>	<b>125</b>	—	—	—	—	—
Acquired from St. Louis Blues for Chris Pronger, July 27, 1995. Traded to Detroit Red Wings along with Brian Glynn for Keith Primeau, Paul Coffey and a first-round draft pick in 1997 (Nikos Tselios).												
<b>Shank, Daniel</b>	<b>91-92</b>	<b>RW-36</b>	<b>13</b>	<b>2</b>	<b>0</b>	<b>2</b>	<b>18</b>	<b>5</b>	<b>0</b>	<b>0</b>	<b>0</b>	<b>22</b>
Acquired from Detroit Red Wings for Chris Tancill, December 1991. Signed by Tampa Bay Lightning as a free agent, August 1992.												
<b>Shaw, Brad</b>	<b>85-92</b>	<b>D-33/25/32</b>	<b>210</b>	<b>11</b>	<b>84</b>	<b>95</b>	<b>107</b>	<b>19</b>	<b>4</b>	<b>8</b>	<b>12</b>	<b>6</b>
Acquired from Detroit Red Wings for an eighth-round 1984 draft pick (Lars Karlsson), May 1984. Signed to play in Italy, June 1988. Returned to Hartford, March 1989. Traded to New Jersey Devils for "future considerations," June 1992.												
<b>Sheehy, Neil</b>	<b>87-88</b>	<b>D-0</b>	<b>26</b>	<b>1</b>	<b>4</b>	<b>5</b>	<b>116</b>	<b>1</b>	<b>0</b>	<b>0</b>	<b>0</b>	<b>7</b>
Acquired from Calgary Flames with Carey Wilson and rights to Lane MacDonald for Shane Churla and Dana Murzyn, January 1988. Traded to Washington Capitals with Mike Millar for Grant Jennings and Ed Kastelic, July 1988.												
<b>Sheehy, Tim</b>	<b>72-75/77-78/79-80</b>	<b>C/RW-15/10</b>	<b>244</b>	<b>92</b>	<b>92</b>	<b>184</b>	<b>70</b>	<b>35</b>	<b>14</b>	<b>19</b>	<b>33</b>	<b>26</b>
Chosen in WHA Player Selection Draft (U.S. Olympic Team), February 1972. Traded to Edmonton Oilers for Ron Climie, February 1975. Acquired from Detroit Red Wings for "future considerations," February 1979. Released, July 1980.												
<b>Sheppard, Ray</b>	<b>98-99</b>	<b>RW-26</b>	<b>84</b>	<b>29</b>	<b>35</b>	<b>64</b>	<b>18</b>	<b>6</b>	<b>5</b>	<b>1</b>	<b>6</b>	<b>2</b>
Acquired from the Florida Panthers for Kirk McLean, March 24, 1998. Signed as a free agent by the Florida Panthers, November 15, 1999.												
<b>Sherven, Gord</b>	<b>86-87</b>	<b>C/RW-36/22</b>	<b>8</b>	<b>0</b>	<b>0</b>	<b>0</b>	<b>0</b>	—	—	—	—	—
Claimed from Edmonton Oilers in NHL Waiver Draft, October 1986. Joined Canadian Olympic Team, August 1987. Re-joined Hartford Whalers, February 1988. Signed to play in Switzerland, June 1988.												

# ALL-TIME ROSTER

	YEARS	POS.-NO.	REGULAR SEASON					PLAYOFFS				
			GP	G	A	TP	PIM	GP	G	A	TP	PIM
<b>Shmyr, Paul</b>	<b>81-82</b>	<b>D-3</b>	<b>66</b>	<b>1</b>	<b>11</b>	<b>12</b>	<b>134</b>	—	—	—	—	—
Signed as a free agent after release by Minnesota North Stars, October 1981. Released, July 1982.												
<b>Shugg, Justin</b>	<b>14</b>	<b>RW-52</b>	<b>3</b>	<b>0</b>	<b>0</b>	<b>0</b>	<b>2</b>	—	—	—	—	—
Selected in the NHL Entry Draft (Windsor, OHL), June 26, 2010.												
<b>Sidorkiewicz, Peter</b>	<b>87-92</b>	<b>G-30</b>	<b>178</b>	<b>0</b>	<b>9</b>	<b>9</b>	<b>12</b>	<b>15</b>	<b>0</b>	<b>1</b>	<b>1</b>	<b>2</b>
Acquired from Washington Capitals with Dean Evason for David A. Jensen, March 1985. Selected by Ottawa Senators in NHL Expansion Draft, June 1992.												
<b>Siltanen, Risto</b>	<b>82-86</b>	<b>D-8</b>	<b>277</b>	<b>40</b>	<b>118</b>	<b>158</b>	<b>122</b>	—	—	—	—	—
Acquired with Brent Loney from Edmonton Oilers for Ken Linseman and Don Nachbaur, August 1982. Traded to Quebec Nordiques for John Anderson, March 1986.												
<b>Sims, Al</b>	<b>79-81</b>	<b>D-3</b>	<b>156</b>	<b>26</b>	<b>67</b>	<b>93</b>	<b>98</b>	<b>3</b>	<b>0</b>	<b>0</b>	<b>0</b>	<b>2</b>
Selected from Boston Bruins in NHL Expansion Draft, June 1979. Claimed by Los Angeles Kings in NHL Waiver Draft, October 1981.												
<b>Skinner, Jeff</b>	<b>10-15</b>	<b>C/RW-53</b>	<b>336</b>	<b>115</b>	<b>101</b>	<b>216</b>	<b>168</b>	—	—	—	—	—
Selected in NHL Entry Draft (Kitchener, OHL), June 25, 2010.												
<b>Smedsmo, Dale</b>	<b>76-77</b>	<b>LW-24</b>	<b>15</b>	<b>2</b>	<b>0</b>	<b>2</b>	<b>54</b>	—	—	—	—	—
Purchased from Cincinnati Stingers, November 1976. Traded to Cincinnati for "future considerations," February 1977.												
<b>Smith, Al</b>	<b>72-75/77-80</b>	<b>G-1</b>	<b>290</b>	<b>0</b>	<b>11</b>	<b>11</b>	<b>139</b>	<b>37</b>	<b>0</b>	<b>1</b>	<b>1</b>	<b>14</b>
Selected in WHA Player Selection Draft (Detroit), February 1972. Released, January 1976. Signed as a free agent, August 1977. Sold to Colorado Rockies, September 1980.												
<b>Smith, Guy</b>	<b>72-74</b>	<b>RW-19</b>	<b>39</b>	<b>4</b>	<b>8</b>	<b>12</b>	<b>31</b>	<b>11</b>	<b>2</b>	<b>0</b>	<b>2</b>	<b>4</b>
Selected in WHA Player Selection Draft (New Hampshire, ECAC), February 1972. Released, October 1973.												
<b>Smith, Stuart</b>	<b>79-83</b>	<b>D-33/3</b>	<b>77</b>	<b>2</b>	<b>10</b>	<b>12</b>	<b>95</b>	—	—	—	—	—
Selected in NHL Entry Draft (Peterborough, OHL), August 1979. Released, July 1985.												
<b>Smyth, Kevin</b>	<b>93-96</b>	<b>LW-51/20/14</b>	<b>58</b>	<b>6</b>	<b>8</b>	<b>14</b>	<b>31</b>	—	—	—	—	—
Selected in NHL Entry Draft (Moose Jaw, WHL), June 1992. Signed as a free agent with Orlando Solar Bears (IHL), August 1996.												
<b>Spacek, Jaroslav</b>	<b>11-12</b>	<b>D-8</b>	<b>34</b>	<b>5</b>	<b>7</b>	<b>12</b>	<b>6</b>	—	—	—	—	—
Acquired from the Montreal Canadiens in exchange for Tomas Kaberle, December 9, 2011. Released, July 2012.												
<b>Staal, Eric</b>	<b>03-15</b>	<b>C-12</b>	<b>846</b>	<b>312</b>	<b>430</b>	<b>742</b>	<b>646</b>	<b>43</b>	<b>19</b>	<b>24</b>	<b>43</b>	<b>12</b>
Selected in NHL Entry Draft (Peterborough, OHL), June 21, 2003.												
<b>Staal, Jared</b>	<b>13</b>	<b>RW-13</b>	<b>2</b>	<b>0</b>	<b>0</b>	<b>0</b>	<b>2</b>	—	—	—	—	—
Acquired from Phoenix in exchange for a 2010 fifth-round pick (138th overall - Louis Domingue), May 13, 2010. Released, July 2015.												
<b>Staal, Jordan</b>	<b>13-15</b>	<b>C-11</b>	<b>176</b>	<b>31</b>	<b>64</b>	<b>95</b>	<b>80</b>	—	—	—	—	—
Acquired from Pittsburgh in exchange for Brandon Sutter, Brian Dumoulin and a 2012 first-round pick (8th overall - Derrick Pouliot), June 22, 2012.												
<b>Staniewski, Ed</b>	<b>83-85</b>	<b>G-1</b>	<b>19</b>	<b>0</b>	<b>0</b>	<b>0</b>	<b>2</b>	—	—	—	—	—
Acquired from Winnipeg Jets for Mike Veisor, November 1983. Released, July 1985.												
<b>Stephenson, Bob</b>	<b>79-80</b>	<b>RW-27/28</b>	<b>4</b>	<b>0</b>	<b>1</b>	<b>1</b>	<b>0</b>	—	—	—	—	—
Selected in WHA Dispersal Draft (Birmingham, WHA), June 1979. Traded to Toronto Maple Leafs for Pat Boutette, December 1979.												
<b>Stevens, John</b>	<b>90-95</b>	<b>D-45</b>	<b>44</b>	<b>0</b>	<b>8</b>	<b>8</b>	<b>34</b>	—	—	—	—	—
Signed as a free agent, July 1990. Signed as a free agent with Philadelphia Flyers, June 1996.												
<b>Stewart, Anthony</b>	<b>11-12</b>	<b>RW-13</b>	<b>77</b>	<b>9</b>	<b>11</b>	<b>20</b>	<b>30</b>	—	—	—	—	—
Signed as a free agent, July 2, 2011. Traded to Los Angeles along with a 2013 fourth-round pick (96th overall - later traded to Edmonton - Kyle Platzer) and a 2014 sixth-round draft pick in exchange for Kevin Westgarth.												
<b>St. Jacques, Bruno</b>	<b>03-04</b>	<b>D-25</b>	<b>53</b>	<b>2</b>	<b>7</b>	<b>9</b>	<b>43</b>	—	—	—	—	—
Acquired along with Pavel Brendl from Philadelphia in exchange for Sami Kapanen and Ryan Bast, February 7, 2003.												
<b>Stillman, Cory</b>	<b>05-08/11</b>	<b>LW-61</b>	<b>191</b>	<b>52</b>	<b>113</b>	<b>165</b>	<b>74</b>	<b>25</b>	<b>9</b>	<b>17</b>	<b>26</b>	<b>14</b>
Signed as a free agent, August 2, 2005. Traded to the Ottawa Senators along with Mike Commodore in exchange for Joe Corvo and Patrick Eaves, February 11, 2008.												
Acquired from the Florida Panthers in exchange for Ryan Carter and a 2011 fifth-round draft pick, February 22, 2011. Released, July 2011.												
<b>Storr, Jamie</b>	<b>03-04</b>	<b>G-1</b>	<b>14</b>	<b>0</b>	<b>0</b>	<b>0</b>	<b>0</b>	—	—	—	—	—
Signed as a free agent, October 2003. Released June, 2004.												
<b>Storm, Jim</b>	<b>93-95</b>	<b>LW-46/24</b>	<b>74</b>	<b>6</b>	<b>13</b>	<b>19</b>	<b>27</b>	—	—	—	—	—
Selected in NHL Entry Draft (Michigan Tech., WCHA), June 1991. Released, August 1995.												
<b>Stoughton, Blaine</b>	<b>78-84</b>	<b>RW-21</b>	<b>393</b>	<b>228</b>	<b>161</b>	<b>389</b>	<b>162</b>	<b>8</b>	<b>4</b>	<b>3</b>	<b>7</b>	<b>4</b>
Purchased from Indianapolis Racers with Dave Inkpen, November 1978. Traded to New York Rangers for Scot Kleinendorst, February 1984.												
<b>Stoyanovich, Steve</b>	<b>83-84</b>	<b>LW-7</b>	<b>23</b>	<b>3</b>	<b>5</b>	<b>8</b>	<b>11</b>	—	—	—	—	—
Acquired from New York Islanders for a 1985 fifth-round draft choice (Tommy Hedland), August 1983. Released, July 1984.												
<b>Sulliman, Doug</b>	<b>81-84</b>	<b>RW-22</b>	<b>221</b>	<b>57</b>	<b>71</b>	<b>128</b>	<b>73</b>	—	—	—	—	—
Acquired from New York Rangers with Gerry McDonald and Chris Kotsopoulos, October 1981. Released, June 1984.												
<b>Sullivan, Bob</b>	<b>82-83</b>	<b>C/LW-26</b>	<b>62</b>	<b>18</b>	<b>19</b>	<b>37</b>	<b>18</b>	—	—	—	—	—
Signed as a free agent (Binghamton, AHL), August 1982. Released, August 1982.												
<b>Surma, Damian</b>	<b>03-04</b>	<b>LW-52</b>	<b>2</b>	<b>1</b>	<b>1</b>	<b>2</b>	<b>0</b>	—	—	—	—	—
Selected in the NHL Entry Draft (Plymouth, OHL), June 26, 1999. Released June 2004.												
<b>Sutter, Brandon</b>	<b>08-12</b>	<b>C-16</b>	<b>286</b>	<b>53</b>	<b>54</b>	<b>107</b>	<b>64</b>	—	—	—	—	—
Selected in the NHL Entry Draft (Red Deer, WHL), June 21, 2007. Traded to the Pittsburgh Penguins along with Brian Dumoulin and a first-round pick (Derrick Pouliot) in the 2012 Draft in exchange for Jordan Staal, June 22, 2012.												
<b>Sutter, Brett</b>	<b>11-14</b>	<b>LW-42</b>	<b>36</b>	<b>1</b>	<b>4</b>	<b>5</b>	<b>24</b>	—	—	—	—	—
Acquired from the Calgary Flames along with Ian White in exchange for Anton Babchuk and Tom Kostopoulos, November 27, 2010. Released, July 2014.												
<b>Sutter, Brody</b>	<b>14</b>	<b>C-48</b>	<b>4</b>	<b>0</b>	<b>0</b>	<b>0</b>	<b>0</b>	—	—	—	—	—
Selected in the NHL Entry Draft (Lethbridge, WHL), June 25, 2011.												
<b>Svoboda, Jaroslav</b>	<b>02-04</b>	<b>LW-62</b>	<b>91</b>	<b>8</b>	<b>14</b>	<b>22</b>	<b>40</b>	<b>23</b>	<b>1</b>	<b>4</b>	<b>5</b>	<b>28</b>
Selected in NHL Entry Draft (Olomouc, Czech), June 27, 1998. Traded to the Dallas Stars for a fourth-round pick in 2005, June 2004.												
<b>Swain, Garry</b>	<b>74-77</b>	<b>C/LW-20</b>	<b>171</b>	<b>22</b>	<b>33</b>	<b>55</b>	<b>70</b>	<b>25</b>	<b>3</b>	<b>5</b>	<b>8</b>	<b>56</b>
Signed as a free agent after release by Pittsburgh Penguins, September 1974. Released, September 1977.												
<b>-T-</b>												
<b>Tanabe, David</b>	<b>99-03/06-07/07-08</b>	<b>D-21/45</b>	<b>329</b>	<b>21</b>	<b>61</b>	<b>82</b>	<b>167</b>	<b>7</b>	<b>2</b>	<b>1</b>	<b>3</b>	<b>12</b>
Selected in NHL Entry Draft (Wisconsin, WCHA), June 26, 1999. Traded to Phoenix along with Igor Knyazev for Danny Markov and a third-round draft pick, June 21, 2003. Signed as a free agent by Carolina, August 29, 2006. Released, July 2007. Signed as a free agent by Carolina, October 6, 2007.												
<b>Tancill, Chris</b>	<b>90-92</b>	<b>RW/C-37</b>	<b>19</b>	<b>1</b>	<b>1</b>	<b>2</b>	<b>6</b>	—	—	—	—	—
Selected in June 1989 NHL Supplemental Draft (Wisconsin, WCHA). Traded to Detroit Red Wings for Daniel Shank, December 1991.												
<b>Terry, Chris</b>	<b>13-15</b>	<b>F-58</b>	<b>70</b>	<b>12</b>	<b>11</b>	<b>23</b>	<b>14</b>	—	—	—	—	—
Selected in NHL Entry Draft (Plymouth, OHL), June 23, 2007.												

	YEARS	POS.-NO.	REGULAR SEASON					PLAYOFFS				
			GP	G	A	TP	PIM	GP	G	A	TP	PIM
<b>Tetarenko, Joey</b>	<b>03</b>	<b>RW-33</b>	<b>2</b>	<b>0</b>	<b>0</b>	<b>0</b>	<b>0</b>	—	—	—	—	—
Signed as a free agent, July 2003. Released, June 2004.												
<b>Thomson, Jim</b>	<b>88-89</b>	<b>RW-18</b>	<b>5</b>	<b>0</b>	<b>0</b>	<b>0</b>	<b>14</b>	—	—	—	—	—
Acquired from Washington Capitals in exchange for Scot Kleinendorst, March 1989. Traded to New Jersey Devils for Chris Cichocki, October 1989.												
<b>Tippett, Dave</b>	<b>84-90</b>	<b>LW-15</b>	<b>483</b>	<b>75</b>	<b>120</b>	<b>195</b>	<b>181</b>	<b>33</b>	<b>3</b>	<b>8</b>	<b>11</b>	<b>14</b>
Signed as free agent (Canadian Olympic Team), March 1984. Traded to Washington for Washington's sixth-round choice (Jarrett Reid) in 1992 draft, September 30, 1990.												
<b>Thlusty, Jiri</b>	<b>09-15</b>	<b>C/LW-19</b>	<b>322</b>	<b>76</b>	<b>69</b>	<b>145</b>	<b>102</b>	—	—	—	—	—
Acquired from the Toronto Maple Leafs in exchange for the rights to Philippe Paradis, December 3, 2010. Traded to Winnipeg on Feb. 25, 2015, in exchange for Winnipeg's third-round selection in the 2016 NHL Draft and either Winnipeg's fifth- or sixth-round selection in the 2015 NHL Draft. Conditions were met and Carolina used Winnipeg's fifth-round selection in the 2015 NHL Draft (138th overall - Spencer Smallman).												
<b>Tomlak, Mike</b>	<b>89-94</b>	<b>C/LW-28</b>	<b>141</b>	<b>15</b>	<b>22</b>	<b>37</b>	<b>103</b>	<b>10</b>	<b>0</b>	<b>1</b>	<b>1</b>	<b>4</b>
Signed as a free agent (University of Western Ontario), May 1988. Released, June 1994.												
<b>Troy, James</b>	<b>75-77</b>	<b>RW-25</b>	<b>21</b>	<b>0</b>	<b>0</b>	<b>0</b>	<b>50</b>	<b>2</b>	<b>0</b>	<b>0</b>	<b>0</b>	<b>29</b>
Signed as a free agent (Beauce Jaros, NAHL), February 1976. Sold to Erie Blades (NAHL), January 1977.												
<b>Tselios, Nikos</b>	<b>02</b>	<b>D-48</b>	<b>2</b>	<b>0</b>	<b>0</b>	<b>0</b>	<b>2</b>	—	—	—	—	—
Selected in NHL Entry Draft (Belleville, OHL), June 21, 1997.												
<b>Tuer, Allan</b>	<b>88-90</b>	<b>D-40</b>	<b>6</b>	<b>0</b>	<b>0</b>	<b>0</b>	<b>29</b>	—	—	—	—	—
Signed as a free agent (Minnesota North Stars), July 1989. Released, June 1990.												
<b>Turcotte, Darren</b>	<b>93-95</b>	<b>C-12/89</b>	<b>66</b>	<b>19</b>	<b>29</b>	<b>48</b>	<b>26</b>	—	—	—	—	—
Acquired with James Patrick from New York Rangers for Steve Larmer, Nick Kypreos, Barry Richter and a 1994 sixth-round pick (Yuri Litvinov), November 1993. Traded to Winnipeg Jets for Nelson Emerson, October 6, 1995.												
<b>Turgeon, Sylvain</b>	<b>83-89</b>	<b>LW-16</b>	<b>370</b>	<b>178</b>	<b>150</b>	<b>328</b>	<b>366</b>	<b>25</b>	<b>3</b>	<b>7</b>	<b>10</b>	<b>18</b>
Selected in NHL Entry Draft (Hull, QMJHL), June 1983. Traded to New Jersey Devils for Pat Verbeek, June 1989.												
<b>Tverdovsky, Oleg</b>	<b>05-06</b>	<b>D-70</b>	<b>72</b>	<b>3</b>	<b>20</b>	<b>23</b>	<b>37</b>	<b>5</b>	<b>0</b>	<b>0</b>	<b>0</b>	<b>0</b>
Signed as a free agent by Carolina, August 4, 2005. Traded to the Los Angeles Kings along with the rights to defenseman Jack Johnson in exchange for center Eric Belanger and defenseman Tim Gleason, September 29, 2006.												
<b>-V-</b>												
<b>Vasicek, Josef</b>	<b>00-06, 07</b>	<b>C-63</b>	<b>341</b>	<b>57</b>	<b>78</b>	<b>135</b>	<b>229</b>	<b>37</b>	<b>5</b>	<b>2</b>	<b>7</b>	<b>20</b>
Selected in NHL Entry Draft (Slavia Praha, Czech), June 27, 1998. Traded to Nashville for Scott Walker, July 18, 2006. Acquired from Nashville in exchange for center Eric Belanger, February 9, 2007. Released, July 2007.												
<b>Veisor, Mike</b>	<b>80-83</b>	<b>G-1/31</b>	<b>69</b>	<b>0</b>	<b>1</b>	<b>1</b>	<b>2</b>	—	—	—	—	—
Acquired from Chicago Blackhawks for a second-round 1981 draft pick (Kevin Griffin), June 1980. Traded to Winnipeg Jets for Ed Staniowski, November 1983.												
<b>Vellucci, Mike</b>	<b>87-88</b>	<b>D-35</b>	<b>2</b>	<b>0</b>	<b>0</b>	<b>0</b>	<b>11</b>	<b>0</b>	<b>0</b>	<b>0</b>	<b>0</b>	<b>0</b>
Selected in NHL Entry Draft (Belleville, OHL), June 1984. Released, June 1989.												
<b>Verbeek, Pat</b>	<b>89-95</b>	<b>LW/RW-16</b>	<b>404</b>	<b>185</b>	<b>200</b>	<b>385</b>	<b>1091</b>	<b>20</b>	<b>5</b>	<b>6</b>	<b>11</b>	<b>78</b>
Acquired from New Jersey Devils for Sylvain Turgeon, June 1989. Traded to the New York Rangers for Glen Featherstone, Michael Stewart, the Rangers' first-round draft pick in 1995 (Jean-Sebastien Giguere) and a fourth-round pick in 1996 (Steve Wasylo).												
<b>Volcan, Mickey</b>	<b>80-83</b>	<b>D-32/4</b>	<b>143</b>	<b>7</b>	<b>29</b>	<b>36</b>	<b>128</b>	—	—	—	—	—
Selected in NHL Entry Draft (North Dakota, WCHA), June 1980. Traded to Calgary Flames for Richie Dunn and Joel Quenneville, July 1984.												
<b>Vrbata, Radim</b>	<b>03-05</b>	<b>RW-19</b>	<b>106</b>	<b>19</b>	<b>16</b>	<b>35</b>	<b>32</b>	—	—	—	—	—
Acquired from the Colorado Avalanche in exchange for Bates Battaglia, March 11, 2003. Traded to Chicago for future considerations, December 29, 2005.												
<b>-W-</b>												
<b>Walker, Scott</b>	<b>06-10</b>	<b>RW-24</b>	<b>213</b>	<b>43</b>	<b>60</b>	<b>103</b>	<b>222</b>	<b>18</b>	<b>1</b>	<b>6</b>	<b>7</b>	<b>19</b>
Acquired from Nashville in exchange for Josef Vasicek, July 18, 2006. Traded to Washington in exchange for Washington's 2010 seventh-round pick, March 3, 2010.												
<b>Wallace, Tim</b>	<b>13</b>	<b>RW-29</b>	<b>28</b>	<b>1</b>	<b>1</b>	<b>2</b>	<b>17</b>	—	—	—	—	—
Signed as a free agent, July 19, 2012. Released, July 2013.												
<b>Wallin, Niclas</b>	<b>00-10</b>	<b>D-7</b>	<b>517</b>	<b>18</b>	<b>51</b>	<b>69</b>	<b>391</b>	<b>69</b>	<b>3</b>	<b>5</b>	<b>8</b>	<b>32</b>
Selected in the fourth round of the 2000 NHL Entry Draft, June 2000 (Brynäs IF Gavle, Sweden). Traded to San Jose along with Carolina's 2010 fifth-round pick in exchange for Buffalo's 2010 second-round pick, February 7, 2010.												
<b>Ward, Aaron</b>	<b>01-06/09-10</b>	<b>D-4</b>	<b>336</b>	<b>16</b>	<b>51</b>	<b>67</b>	<b>317</b>	<b>48</b>	<b>3</b>	<b>4</b>	<b>7</b>	<b>40</b>
Acquired from Detroit Red Wings in exchange for a second round pick in the 2002 NHL Entry Draft, July 9, 2001. Signed by the New York Rangers as a free agent, July 3, 2006. Re-acquired from Boston in exchange for Patrick Eaves and a 2010 fourth-round pick, July 24, 2009. Traded to Anaheim in exchange for Justin Pogge and Boston's 2010 fourth-round pick, March 3, 2010.												
<b>Ward, Cam</b>	<b>05-15</b>	<b>G-30</b>	<b>512</b>	<b>1</b>	<b>10</b>	<b>11</b>	<b>24</b>	<b>41</b>	<b>0</b>	<b>1</b>	<b>1</b>	<b>0</b>
Selected in the NHL Entry Draft (Red Deer, WHL), June 22, 2002.												
<b>Warner, Jim</b>	<b>78-80</b>	<b>RW-25</b>	<b>73</b>	<b>6</b>	<b>12</b>	<b>18</b>	<b>30</b>	<b>1</b>	<b>0</b>	<b>0</b>	<b>0</b>	<b>0</b>
Signed as a free agent (Colorado College), June 1978. Released, July 1980.												
<b>Watt, Mike</b>	<b>03</b>	<b>C-29</b>	<b>5</b>	<b>0</b>	<b>0</b>	<b>0</b>	<b>0</b>	—	—	—	—	—
Signed as a free agent, July 31, 2002.												
<b>Webster, Tom</b>	<b>72-78</b>	<b>RW-8</b>	<b>352</b>	<b>220</b>	<b>205</b>	<b>435</b>	<b>241</b>	<b>43</b>	<b>28</b>	<b>26</b>	<b>54</b>	<b>19</b>
Chosen in WHA Player Selection Draft (California Golden Seals, NHL), February 1972. Retired, October 1978.												
<b>Weekes, Kevin</b>	<b>02-04</b>	<b>G-80</b>	<b>119</b>	<b>0</b>	<b>0</b>	<b>0</b>	<b>8</b>	<b>8</b>	<b>0</b>	<b>0</b>	<b>0</b>	<b>0</b>
Acquired from Tampa Bay Lightning in exchange for Shane Willis and Chris Dingman, March 5, 2002. Released June 2004.												
<b>Weeks, Steve</b>	<b>84-88</b>	<b>G-31/35</b>	<b>94</b>	<b>0</b>	<b>1</b>	<b>1</b>	<b>11</b>	<b>4</b>	<b>0</b>	<b>0</b>	<b>0</b>	<b>0</b>
Acquired from New York Rangers for a 1986 third-round pick (Shaun Clouston). September 1984. Traded to Vancouver Canucks for Richard Brodeur, March 1988.												
<b>Weinrich, Eric</b>	<b>92-94</b>	<b>D-4/5</b>	<b>87</b>	<b>8</b>	<b>30</b>	<b>38</b>	<b>78</b>	—	—	—	—	—
Acquired from New Jersey Devils with Sean Burke for Bobby Holik and a second-round 1993 draft pick (Jay Pandolfo), August 1992. Traded with Patrick Poulin to Chicago Blackhawks for Steve Larmer and Bryan Marchment.												
<b>Weight, Doug</b>	<b>06-06</b>	<b>C-39</b>	<b>23</b>	<b>4</b>	<b>9</b>	<b>13</b>	<b>25</b>	<b>23</b>	<b>3</b>	<b>13</b>	<b>16</b>	<b>20</b>
Acquired from St. Louis along with Erkki Rajamaki for Jesse Boulerice, Magnus Kahnberg, Mike Zigomanis, Carolina's first-round selection in 2006 (later traded to New Jersey, 30th overall - Matthew Corrente), Toronto's fourth-round selection in 2006 (106th overall - Reto Berra) and Chicago's fourth-round selection in 2007, January 30, 2006. Signed by St. Louis as a free agent, July 2, 2006.												
<b>Weir, Wally</b>	<b>84-85</b>	<b>D/LW-23</b>	<b>34</b>	<b>2</b>	<b>3</b>	<b>5</b>	<b>56</b>	—	—	—	—	—
Selected from Quebec Nordiques in NHL Waiver Draft, October 1984. Placed on waivers and claimed by Pittsburgh Penguins, February 1985.												
<b>Welsh, Jeremy</b>	<b>12-13</b>	<b>C-23</b>	<b>6</b>	<b>0</b>	<b>1</b>	<b>1</b>	<b>4</b>	—	—	—	—	—
Signed as a free agent, April 2012. Traded to the Vancouver Canucks along with forward Zac Dalpe in exchange for forward Kellan Tochkin and Vancouver's 2014 fourth-round pick (96th overall - Josh Wesley), September 29, 2013.												

# ALL-TIME ROSTER

	YEARS	POS.-NO.	REGULAR SEASON					PLAYOFFS				
			GP	G	A	TP	PIM	GP	G	A	TP	PIM
<b>Wesley, Blake</b>	<b>81-83</b>	<b>D-6</b>	<b>100</b>	<b>9</b>	<b>19</b>	<b>28</b>	<b>169</b>	—	—	—	—	—
Acquired from Philadelphia Flyers with Don Gillen, Rick MacLeish, first-, second- and third-round picks in 1982 NHL Entry Draft (Paul Lawless, Mark Paterson, Kevin Dineen) for Ray Allison, Fred Arthur and the Whalers' first- and third-round picks in the 1982 Draft (Ron Sutter, Miroslav Dvorak), July 1981. Traded to Quebec Nordiques for Pierre Lacroix, December 1982.												
<b>Wesley, Glen</b>	<b>94-08</b>	<b>D-20/2</b>	<b>913</b>	<b>51</b>	<b>176</b>	<b>227</b>	<b>620</b>	<b>59</b>	<b>0</b>	<b>4</b>	<b>4</b>	<b>30</b>
Acquired from Boston for first-round draft picks in the 1995 (Kyle McClaren), 1996 (Jonathan Aitken), and 1997 (Sergei Samsanov) NHL Entry Drafts, August 26, 1994. Traded to Toronto in exchange for a second-round pick in the 2004 NHL Entry Draft, March 9, 2003. Signed as a free agent, July 8, 2003. Retired as a player, June 5, 2008.												
<b>Westgarth, Kevin</b>	<b>13</b>	<b>RW-8</b>	<b>43</b>	<b>2</b>	<b>2</b>	<b>4</b>	<b>49</b>	—	—	—	—	—
Acquired from Los Angeles in exchange for Anthony Stewart, a 2013 fourth-round pick (96th overall - later traded to Edmonton - Kyle Platzer) and a 2014 sixth-round pick (157th overall - Jake Marchment), January 13, 2013. Traded to the Calgary Flames in exchange for forward Greg Nemisz, December 30, 2013.												
<b>Westlund, Tommy</b>	<b>99-02</b>	<b>RW-16</b>	<b>203</b>	<b>9</b>	<b>13</b>	<b>22</b>	<b>48</b>	<b>25</b>	<b>1</b>	<b>0</b>	<b>1</b>	<b>17</b>
Selected in NHL entry draft (Brynäs Gavle, Sweden), June 27, 1998. Released, June 2003.												
<b>White, Ian</b>	<b>10-11</b>	<b>D-7</b>	<b>39</b>	<b>0</b>	<b>10</b>	<b>10</b>	<b>12</b>	—	—	—	—	—
Acquired from the Calgary Flames along with Brett Sutter in exchange for Anton Babchuk and Tom Kostopoulos, November 17, 2010. Traded to San Jose in exchange for a 2012 second-round draft pick, February 18, 2011.												
<b>Whitmore, Kay</b>	<b>88-92</b>	<b>G-35</b>	<b>75</b>	<b>0</b>	<b>5</b>	<b>5</b>	<b>24</b>	<b>2</b>	<b>0</b>	<b>0</b>	<b>0</b>	<b>0</b>
Selected in NHL Entry Draft (Peterborough, OHL), June 1985. Traded to Vancouver Canucks for Corrie D'Alessio and a 1993 fifth-round pick, October 1992. Pick was later returned in Murray Craven trade.												
<b>Whitney, Ray</b>	<b>05-10</b>	<b>LW-13</b>	<b>372</b>	<b>119</b>	<b>215</b>	<b>334</b>	<b>176</b>	<b>42</b>	<b>12</b>	<b>14</b>	<b>26</b>	<b>18</b>
Signed as a free agent by Carolina, August 6, 2005. Signed as a free agent with Phoenix, July 2010.												
<b>Williams, Dave</b>	<b>87-88</b>	<b>LW-22/25</b>	<b>28</b>	<b>6</b>	<b>0</b>	<b>6</b>	<b>93</b>	—	—	—	—	—
Signed as a free agent after release by Los Angeles Kings, October 1987. Retired, February 1988.												
<b>Williams, Justin</b>	<b>04-09</b>	<b>RW-11</b>	<b>265</b>	<b>81</b>	<b>120</b>	<b>201</b>	<b>217</b>	<b>25</b>	<b>7</b>	<b>11</b>	<b>18</b>	<b>34</b>
Acquired from the Philadelphia Flyers in exchange for Danny Markov, January, 2004. Traded to Los Angeles in exchange for Patrick O'Sullivan and Calgary's 2009 second-round draft pick, March 4, 2009.												
<b>Williams, Tommy</b>	<b>72-74</b>	<b>C-9</b>	<b>139</b>	<b>31</b>	<b>58</b>	<b>89</b>	<b>20</b>	<b>19</b>	<b>6</b>	<b>14</b>	<b>20</b>	<b>12</b>
Signed as a free agent (Boston Braves, AHL), September 1972. Retired after being claimed by Indianapolis Racers in WHA Expansion Draft, May 1974, but signed with the expansion Washington Capitals of the NHL later that summer.												
<b>Willis, Shane</b>	<b>98-02, 06</b>	<b>RW-45/25</b>	<b>141</b>	<b>27</b>	<b>34</b>	<b>61</b>	<b>69</b>	<b>2</b>	<b>0</b>	<b>0</b>	<b>0</b>	<b>0</b>
Selected in NHL Entry Draft (Leithbridge, WHL), June 1997. Traded to Tampa Bay Lightning along with Chris Dingman in exchange for Kevin Weekes, March 5, 2002. Signed as a free agent by Carolina, July 18, 2006. Released, July 2007.												
<b>Wilson, Carey</b>	<b>87-89/90-91</b>	<b>C-33</b>	<b>125</b>	<b>37</b>	<b>46</b>	<b>83</b>	<b>59</b>	<b>6</b>	<b>2</b>	<b>4</b>	<b>6</b>	<b>2</b>
Acquired from Calgary Flames with Neil Sheehy and rights to Lane MacDonald for Shane Churla and Dana Murzyn, January 1988. Traded to New York Rangers with a 1990 fifth-round draft pick (Lubos Rob) for Brian Lawton, Don Maloney and Norm MacIver, December 1988. Acquired from New York Rangers along with a third-round 1991 draft choice (Michael Nylander) for Jody Hull, July 1990. Traded to Calgary Flames for Mark Hunter, March 1991.												
<b>Woods, Brendan</b>	<b>14</b>	<b>C/LW-56</b>	<b>2</b>	<b>0</b>	<b>0</b>	<b>0</b>	<b>0</b>	—	—	—	—	—
Selected in the NHL Entry Draft (Wisconsin, WCHA), June 23, 2012.												
<b>-Y-</b>												
<b>Yake, Terry</b>	<b>88-93</b>	<b>C-38/25</b>	<b>104</b>	<b>24</b>	<b>37</b>	<b>61</b>	<b>60</b>	<b>6</b>	<b>1</b>	<b>1</b>	<b>2</b>	<b>16</b>
Selected in NHL Entry Draft (Brandon, OHL), June 1987. Selected by Mighty Ducks of Anaheim in 1993 Expansion Draft, June 1993.												
<b>Yates, Ross</b>	<b>83-84</b>	<b>C-28</b>	<b>7</b>	<b>1</b>	<b>1</b>	<b>2</b>	<b>4</b>	—	—	—	—	—
Signed as a free agent (Mt. Allison University), March 1981. Released, May 1984.												
<b>Yelle, Stephane</b>	<b>09-10</b>	<b>C-18</b>	<b>59</b>	<b>4</b>	<b>3</b>	<b>7</b>	<b>28</b>	—	—	—	—	—
Signed as a free agent, August 19, 2009. Traded to Colorado along with Harrison Reed in exchange for Cedric LaLonde-McNicol and Colorado's 2010 sixth-round pick, March 3, 2010.												
<b>Young, Scott</b>	<b>87-90</b>	<b>RW-D/27</b>	<b>197</b>	<b>49</b>	<b>89</b>	<b>138</b>	<b>82</b>	<b>13</b>	<b>5</b>	<b>0</b>	<b>5</b>	<b>8</b>
Selected in NHL Entry Draft (Boston University, Hockey East), June 1986. Traded to Pittsburgh Penguins for Rob Brown, December 1990.												
<b>-Z-</b>												
<b>Zalapski, Zarley</b>	<b>90-94</b>	<b>D-3</b>	<b>229</b>	<b>44</b>	<b>121</b>	<b>165</b>	<b>272</b>	<b>7</b>	<b>3</b>	<b>6</b>	<b>7</b>	<b>14</b>
Acquired from Pittsburgh Penguins with John Cullen and Jeff Parker for Ron Francis, Ulf Samuelsson and Grant Jennings, March 1991. Traded with James Patrick and Michael Nylander to Calgary Flames for Gary Suter, Paul Ranheim and Ted Drury, March 1994.												
<b>Zigomanis, Mike</b>	<b>03-06</b>	<b>C-46/18</b>	<b>57</b>	<b>3</b>	<b>4</b>	<b>7</b>	<b>6</b>	—	—	—	—	—
Selected in the NHL Entry Draft (Kingston, OHL), June 23, 2001. Traded to St. Louis along with Jesse Boulerice, Magnus Kahnberg, Carolina's first-round pick in 2006 (later traded to New Jersey, 30th overall - Matthew Corrente), Toronto's fourth-round selection in 2006 (106th overall - Reto Berra) and Chicago's fourth-round selection in 2007, January 30, 2006.												
<b>Zuke, Mike</b>	<b>83-86</b>	<b>C-20</b>	<b>159</b>	<b>10</b>	<b>37</b>	<b>47</b>	<b>60</b>	—	—	—	—	—
Claimed from St. Louis Blues in NHL Waiver Draft, October 1983. Released, November 1985.												

## ALL-TIME GOALTENDING

GOALTENDER	REGULAR SEASON						PLAYOFFS				
	YEARS	GP	MIN	GA	SO	GAA	GP	MIN	GA	SO	GAA
Abrahamsson, Christer	74-77	102	5,739	342	3	3.58	3	90	5	—	3.33
Barrasso, Tom	01-02	34	1,908	83	2	2.61	—	—	—	—	—
Berglund, Bill	73-75	5	216	13	0	3.61	—	—	—	—	—
Boucher, Brian	11-12	10	546	31	0	3.41	—	—	—	—	—
Brodeur, Richard	87-88	6	340	15	0	2.65	4	200	12	0	3.60
Burke, Sean	92-98	281	15,893	819	11	3.09	—	—	—	—	—
Cooley, Gaye	75-76	—	—	—	—	—	1	3 sec.	0	0	0.00
D'Alessio, Corrie	92-93	1	11	0	0	0.00	—	—	—	—	—
DesRochers, Patrick	03	2	122	7	0	3.44	—	—	—	—	—
Ellis, Dan	13	19	997	52	1	3.13	—	—	—	—	—
Fichaud, Eric	99-00	9	490	24	1	2.94	—	—	—	—	—
Fitzpatrick, Mark	99-00	3	107	8	0	4.49	—	—	—	—	—
Fountain, Mike	97-98	3	163	10	0	3.68	—	—	—	—	—
Garrett, John	78-82	163	9,592	655	2	4.10	9	507	40	0	4.73
Gerber, Martin	05-06	60	3,493	162	3	2.78	—	—	—	—	—
Giguere, J.S.	96-97	8	394	24	0	3.65	6	221	13	1	3.53
Gosselin, Mario	92-94	23	1,106	78	0	4.23	—	—	—	—	—
Grahame, John	06-08	45	2,364	125	0	3.17	—	—	—	—	—
Hoganson, Paul	75-76	4	224	16	0	4.29	—	—	—	—	—
Holland, Ken	80-81	1	60	7	0	7.00	—	—	—	—	—
Irbe, Arturs	98-04	309	17,816	739	20	2.49	30	1846	65	1	2.11
Jablonski, Pat	97-98	5	279	14	0	3.01	—	—	—	—	—
Khudobin, Anton	13-15	70	4,004	167	2	2.50	—	—	—	—	—
Kidd, Trevor	97-99	72	4,043	158	5	2.34	—	—	—	—	—
Landon, Bruce	72-77	122	6,695	386	2	3.46	8	389	21	0	3.24
Legace, Manny	09-10	28	1,472	69	1	2.81	—	—	—	—	—
Leighton, Michael	08-09	29	1,537	82	0	3.20	—	—	—	—	—
Lenarduzzi, Mike	92-94	4	189	10	0	3.17	—	—	—	—	—
Levasseur, Louis	77-78	27	1,655	91	3	3.30	12	719	31	0	2.59
Liut, Mike	85-90	252	14,660	823	13	3.37	17	933	50	1	3.22
McKay, Ross	90-91	1	35	3	0	5.14	—	—	—	—	—
McLean, Kirk	97-98	8	401	22	0	3.29	—	—	—	—	—
Moss, Tyler	00-01	12	557	37	0	3.99	—	—	—	—	—
Millen, Greg	81-85	219	12,963	919	4	4.25	—	—	—	—	—
Murphy, Mike	11-12	2	36	0	0	0.00	—	—	—	—	—
Muse, John	13	—	—	—	—	—	—	—	—	—	—
Muzzatti, Jason	95-97	53	2,604	140	1	3.23	—	—	—	—	—
Nastiuk, Kevin	05-06	—	—	—	—	—	—	—	—	—	—
Ouimet, Ted	73-75	1	20	3	0	9.00	—	—	—	—	—
Peters, Justin	10-14	68	3,703	188	3	3.05	—	—	—	—	—
Pietrangelo, Frank	91-95	54	2,663	182	0	4.10	7	425	19	0	2.68
Raeder, Cap	75-77	28	1,428	77	2	3.24	15	879	38	2	2.59
Reaugh, Daryl	90-91	20	1,010	53	1	3.15	—	—	—	—	—
Reese, Jeff	93-96	37	1,838	96	2	3.13	—	—	—	—	—
Sidorkiewicz, Peter	87-92	178	10,346	575	8	3.33	15	912	55	0	3.62
Smith, Al	72-75/77-80	290	17,143	941	12	3.29	37	2067	134	1	3.89
Stanowski, Ed	83-85	19	1,060	75	0	4.25	—	—	—	—	—
Storr, Jamie	03-04	14	660	32	0	2.91	—	—	—	—	—
Tracy, Tripp	97-98	—	—	—	—	—	—	—	—	—	—
Veisor, Mike	80-84	69	3,809	309	2	4.87	—	—	—	—	—
<b>Ward, Cam</b>	<b>05-15</b>	<b>512</b>	<b>29,321</b>	<b>1,332</b>	<b>22</b>	<b>2.73</b>	<b>41</b>	<b>2,421</b>	<b>96</b>	<b>4</b>	<b>2.38</b>
Weekes, Kevin	02-04	119	6,849	275	11	2.41	8	408	11	2	1.62
Weeks, Steve	84-88	94	5,284	324	4	3.68	4	205	9	0	2.64
Whitmore, Kay	88-92	75	4,039	243	3	3.61	3	154	11	0	4.29

## ALL-TIME COACHING RECORDS

COACH	GAMES	W	L	T/OT	OTL	PTS	PCT	DATES
Peter Laviolette	323	167	122	30	4	368	.570	12/15/03 to 12/03/08
Paul Maurice	920	384	391	129	16	913	.496	11/06/95 to 12/15/03
								12/03/08 to 11/28/11
Kirk Muller	187	80	80	27		187	.500	11/28/11 to 5/5/14
Rick Ley	160	69	71	20		158	.494	10/12/89 to 5/29/91
Jack Evans	374	163	174	37		363	.485	9/17/83 to 2/06/88
<b>Bill Peters</b>	<b>82</b>	<b>30</b>	<b>41</b>	<b>11</b>		<b>71</b>	<b>.433</b>	<b>6/19/14 to present</b>
Don Blackburn	140	42	63	35		119	.425	10/11/79 to 2/20/81
Larry Pleau	224	81	117	26		188	.420	2/20/81 to 6/02/82
								1/24/83 to 3/07/83
								2/07/88 to 5/16/89
Jim Roberts	80	26	41	13		65	.406	9/07/91 to 6/15/92
Paul Holmgren	161	54	93	14		122	.379	6/15/92 to 11/16/93
								1/21/95 to 11/06/95
Pierre McGuire	67	23	37	7		53	.368	11/16/93 to 5/19/94
Larry Kish	49	12	32	5		29	.296	6/02/82 to 1/24/83
John Cunneiff	13	3	9	1		7	.269	3/07/83 to 4/03/83
<b>TOTALS</b>	<b>2,698</b>	<b>1,104</b>	<b>1,230</b>	<b>344</b>	<b>20</b>	<b>2,572</b>	<b>.477</b>	

# OTHER APPEARANCES

## ALL-STAR GAME APPEARANCES

PLAYER	YEAR	POS.	GP	G	A	PTS
Gordie Howe ✱	1980	RW	1	0	1	1
Mark Howe	1981	D	1	0	0	0
Mike Rogers	1981	C	1	0	0	0
Blaine Stoughton	1982	RW	1	0	0	0
Ron Francis ❖	1983	C	1	0	0	0
Mark Johnson	1984	C	1	0	3	3
Ron Francis ❖	1985	C	1	1	0	1
Sylvain Turgeon	1986	LW	1	0	1	1
Ulf Samuelsson ✱	1987	D	2	0	0	0
Kevin Dineen ✱	1987	RW	2	1	0	1
Kevin Dineen	1988	RW	1	0	2	2
Kevin Dineen	1989	RW	1	0	0	0
Ron Francis ❖	1990	C	1	0	2	2
Pat Verbeek	1991	LW	1	0	1	1
John Cullen	1992	C	1	0	0	0
Zarley Zalapski	1993	D	1	0	0	0
Geoff Sanderson	1994	LW	1	0	1	1

✱ Represented the NHL in a two-game series vs. Soviet National Team at Rendez-Vous '87.  
❖ Francis was named to the 1986 Wales Conference All-Star Team but did not play due to injury.  
✱ Gordie Howe played in an NHL record 23 All-Star Games, the previous 22 while he was with Detroit.

PLAYER	YEAR	POS.	GP	G	A	PTS
Brendan Shanahan	1996	LW	1	1	0	1
Geoff Sanderson	1997	LW	1	1	0	1
Arturs Irbe	1999	G	1	0	1	1
Keith Primeau	1999	C	1	0	0	0
Sami Kapanen	2000	LW	1	0	0	0
Sandis Ozolinsh	2001	D	1	0	1	1
Sami Kapanen	2002	LW	1	1	1	2
Jeff O'Neill	2003	RW	1	0	0	0
Eric Staal	2007	C	1	1	0	0
Justin Williams	2007	RW	1	1	1	0
Eric Staal ○	2008	C	1	2	1	3
Eric Staal	2009	C	1	1	0	1
Jeff Skinner □	2011	C/RW	1	0	1	1
Eric Staal ✱	2011	C	1	2	0	2
Cam Ward	2011	G	1	0	0	0
Justin Faulk	2015	D	1	0	2	2

○ Eric Staal was named All-Star Game MVP as the Eastern Conf. beat the Western Conf. 8-7.  
□ Became the youngest player to play in an NHL All-Star Game (18 years, 259 days).  
✱ Served as captain of Team Staal.

## OLYMPIANS

PLAYER	REPRESENTED	YEAR(S)	FINISH
Justin Faulk	U.S.A.	2014	4th
Andrej Sekera	Slovakia	2014	11th
Alexander Semin	Russia	2014	5th
Tim Gleason	U.S.A.	2010	SILVER
Joni Pitkanen	Finland	2010	BRONZE
Tuomo Ruutu	Finland	2010, 2014	BRONZE (2)
Frantisek Kaberle	Czech Republic	2006	BRONZE
Martin Gerber	Switzerland	2006	6th
Eric Staal	Canada	2006, 2010	7th, GOLD
Erik Cole	U.S.A.	2006	8th
Matt Cullen	U.S.A.	2006	8th
Bret Hedican	U.S.A.	2006	8th
Peter Laviolette (head coach)	U.S.A.	2006	8th
Doug Weight	U.S.A.	2006	8th
Sami Kapanen	Finland	1994, 1998, 2002	3rd, 3rd, 5th
Tom Barrasso	U.S.A.	2002	SILVER
Keith Primeau	Canada	1998	4th
Ted Drury	U.S.A.	1994	8th
Ted Crowley	U.S.A.	1994	8th
Manny Legace	Canada	1994	SILVER
Andrei Nikolishin	Russia	1994	4th
Robert Petrovicky	Slovakia	1994	6th
Sean Burke	Canada	1988, 1992	4th, SILVER
Eric Weinrich	U.S.A.	1988	7th

PLAYER	REPRESENTED	YEAR(S)	FINISH
Zarley Zalapski	Canada	1988	4th
Scott Young	U.S.A.	1988	7th
Lane MacDonald	U.S.A.	1988	7th
Gord Sherven*	Canada	1984, 1988	4th, 4th
James Patrick	Canada	1984	7th
David A. Jensen	U.S.A.	1984	7th
Mark Fusco	U.S.A.	1984	7th
Kevin Dineen	Canada	1984	4th
Carey Wilson	Canada	1984	4th
Dave Tippett	Canada	1984	4th
Rob McClanahan	U.S.A.	1980	GOLD
Mark Johnson	U.S.A.	1980	GOLD
Danny Bolduc	U.S.A.	1976	4th
Steve Alley	U.S.A.	1976	4th
Paul Hurlley	U.S.A.	1968, 1972	6th, SILVER
Mark Howe	U.S.A.	1972	SILVER
Tim Sheehy	U.S.A.	1972	SILVER
Kevin Ahearn	U.S.A.	1972	SILVER
Christer Abrahamsson	Sweden	1972	4th
Tommy Abrahamsson	Sweden	1972	4th
Larry Pleau	U.S.A.	1968	6th
John Cunneiff	U.S.A.	1968	6th
Tommy Williams	U.S.A.	1960	GOLD

\*Injured prior to 1984 Olympic games and did not play.

## NHL AWARD WINNERS

PLAYER	SEASON	AWARD	FOR
Doug Jarvis	1986-87	Masterton Trophy	Perseverance/dedication to hockey
Peter Karmanos	1998	Lester Patrick Trophy	Service to hockey in the U.S.
Ron Francis	2001-02	Lady Byng Trophy	High level of play + sportsmanship
Ron Francis	2001-02	King Clancy Trophy	Leadership + community efforts
Ron Francis	2001-02	NHL Foundation Award	Community efforts
Cam Ward	2005-06	Conn Smythe Trophy	Most valuable player (playoffs)
Rod Brind'Amour	2005-06	Selke Trophy	Best defensive forward
Rod Brind'Amour	2006-07	Selke Trophy	Best defensive forward
Jeff Skinner	2010-11	Calder Trophy	Rookie of the year

## NHL ALL-STAR TEAM

PLAYER	SEASON	POS	TEAM
Mike Liut	1986-87	G	Second Team
Eric Staal	2005-06	C	Second Team

## NHL ALL-ROOKIE TEAM

PLAYER	SEASON	POS
Sylvain Turgeon	1983-84	G
Dana Murzyn	1985-86	D
Peter Sidorkiewicz	1988-89	G
Brad Shaw	1989-90	D
Chris Pronger	1993-94	D
Shane Willis	2000-01	RW
Jeff Skinner	2010-11	F
Justin Faulk	2011-12	D

## MILESTONE NHL WINS

WIN	SCORE	OPPONENT	DATE	WINNING GOAL	GOALIE
1st	6-4	Los Angeles*	10/19/79	Mark Howe	John Garrett
25th	4-1	Colorado*	3/15/80	Greg Carroll	Al Smith
50th	4-2	Minnesota*	11/7/81	Jordy Douglas	John Garrett
75th	5-2	NY Rangers*	12/4/82	Blaine Stoughton	Greg Millen
100th	6-3	Buffalo	12/21/83	Ron Francis	Ed Stanilowski
200th	6-2	St. Louis*	12/10/86	Stewart Gavin	Steve Weeks
300th	4-0	St. Louis*	3/25/89	Ron Francis	Peter Sidorkiewicz
400th	5-2	St. Louis*	11/18/92	Pat Verbeek	Sean Burke
500th	1-0	New Jersey	4/4/97	Nelson Emerson	Jason Muzzatti
600th	6-1	NY Islanders	4/10/99	Sami Kapanen	Trevor Kidd
700th	6-2	Boston	2/28/02	Kevyn Adams	Arturs Irbe
800th	4-3	Boston*	3/1/06	Aaron Ward	Cam Ward
900th	4-3	NY Islanders	10/25/08	Chad LaRose	Cam Ward
1,000th	6-4	Toronto*	1/24/11	Jeff Skinner	Cam Ward
1,100th	3-0	Florida	3/27/14	Jiri Tlustý	Anton Khudobin

\*Indicates home game



## 1979 ENTRY DRAFT (6 ROUNDS)

General Manager: Jack Kelley | Player Personnel Director: Bill Dineen

ROUND/OVERALL/PLAYER	POS	TEAM
1 18 <b>Allison, Ray</b>	RW	Brandon (WHL)
2 39 <b>Smith, Stuart</b>	D	Peterborough (OHL)
3 60 <b>Nachbaur, Don</b>	LW	Billings (WHL)
4 81 <b>Neufeld, Ray</b>	RW	Edmonton (WHL)
5 102 <b>Renaud, Mark</b>	D	Niagara (OHL)
6 123 McDonald, Dave	LW	Brandon (WHL)

## 1980 ENTRY DRAFT (10 ROUNDS)

General Manager: Jack Kelley | Player Personnel Director: Bill Dineen

ROUND/OVERALL/PLAYER	POS	TEAM
1 8 <b>Arthur, Fred</b>	D	Cornwall (QMJHL)
2 29 <b>Galarneau, Michel</b>	C	Hull (QMJHL)
3 50 <b>Volcan, Mickey</b>	D	North Dakota (WCHA)
4 71 McClelland, Kevin	RW	Niagara (OHL)
5 92 Jensen, Darren	G	North Dakota (WCHA)
6 113 Cerri, Mario	C	Ottawa (OHL)
7 134 Martin, Mike	D	Sudbury (OHL)
8 155 Denat, Brent	LW	Michigan Tech (WCHA)
9 176 Fricker, Paul	G	Michigan (WCHA)
10 197 Bokshowan, Lorne	C	Saskatoon (WHL)

## 1981 ENTRY DRAFT (10 ROUNDS)

General Manager: Larry Pleau | Player Personnel Director: Bill Dineen

ROUND/OVERALL/PLAYER	POS	TEAM
1 4 <b>Francis, Ron</b>	C	Sault Ste. Marie (OHL)
2 25		Traded to CHI (Kevin Griffen) in Mike Veisor trade.
3 46		Traded to MTL (Dieter Hegen) in Rick Meagher trade.
3* 61 <b>McDermid, Paul</b>	C	Windsor (OHL)
		Acquired pick from MTL in Rick Meagher trade.
4 67 <b>Hoffman, Mike</b>	LW	Brantford (OHL)
5 88		Traded to MTL (Steve Rooney) in Rick Meagher trade.
5* 93 Maguire, Bill	D	Niagara (OHL)
		Acquired pick from NYR in Nick Fotiu trade.
6 109		Traded to PIT (Paul Edwards) in Gilles Lupien trade.
7 130 Mokosak, John	D	Victoria (WHL)
8 151 Dore, Dennis	RW	Chicoutimi (QMJHL)
9 172 Poeschl, Jeff	G	N. Michigan (CCHA)
10 193 Power, Larry	C	Kitchener 'B' (OPJHL)

## 1982 ENTRY DRAFT (12 ROUNDS)

General Manager: Larry Pleau | Player Personnel Director: Bill Dineen

ROUND/OVERALL/PLAYER	POS	TEAM
1 4		Traded to PHI (Ron Sutter) in Rick MacLeish trade.
1* 14 <b>Lawless, Paul</b>	LW	Windsor (OHL)
		Pick acquired from PHI in Rick MacLeish trade.
2 25		Traded to PHI in Norm Barnes trade.
		Later transferred to TOR (Peter Ihnacek).
2* 35 <b>Paterson, Mark</b>	D	Ottawa (OHL)
		Pick acquired from PHI in Rick MacLeish trade.
3 46		Traded to PHI (Miroslav Dvorak) in Rick MacLeish trade.
3* 56 <b>Dineen, Kevin</b>	RW	Denver (WCHA)
		Pick acquired from PHI in Rick MacLeish trade.
4 67 <b>Samuelsson, Ulf</b>	D	Leksands (Sweden)
5 88 <b>Ferraro, Ray</b>	C	Penticton 'B' (BCJHL)
6 109 <b>Gilhen, Randy</b>	LW	Winnipeg (WHL)
7 130 Johannson, Jim	C	Rochester May H.S.
8 151 Krampotich, Mickey	C	Hibbing H.S.
9 172 Skilliter, Kevin	D	Cornwall (OHL)
10 193		Traded to NYR (Simo Saarinen) in Chris Kotsopoulos trade.
11 214 Linse, Martin	C	Djurgardesn (Sweden)
12 234 Cameron, Randy	D	Winnipeg (WHL)

## 1983 ENTRY DRAFT (12 ROUNDS)

General Manager: Emile Francis | Player Personnel Director: Steve Brklacich

ROUND/OVERALL/PLAYER	POS	TEAM
1 2 <b>Turgeon, Sylvain</b>	LW	Hull (QMJHL)
1* 20 <b>Jensen, David A.</b>	C	Lawrence Academy
		Pick acquired from PHI in Mark Howe trade.
2 23 Siren, Ville	D	Ilves (Finland)
3 44		Traded to PHI in Mark Howe trade.
3* 62 Karlsson, Leif	D	Mora (Sweden)
		Pick acquired from EDM
4 65 MacLean, Dave	RW	Belleville (OHL)
4* 72 Chykowski, Ron	C	St. Albert (AJHL)
		Pick acquired from QUE in John Garrett trade.
5 86		Traded to NYI (Bob Caulfield) in Gary Howatt trade.
6 107 Johnson, Brian	D	Silver Bay H.S.
7 128 Reekie, Joe	D	North Bay (OHL)
8* 148 DuPerron, Chris	D	Chicoutimi (QMJHL)
8 149 Falle, James	G	Clarkson (ECAC)
		Pick acquired from PIT in Rick MacLeish trade.
9 170 Fordy, Bill	LW	Guelph (OHL)
10 191		Traded to TOR (Greg Rolston) in Paul Marshall trade.
10* 201 Karlsson, Reine	LW	Sodertalje (Sweden)
		Pick acquired from NYR in Rob McClanahan trade.
11 212 Acton, Allan	LW	Saskatoon (WHL)
12 233 Kaminski, Darcy	D	Lethbridge (WHL)

## 1984 ENTRY DRAFT (12 ROUNDS)

General Manager: Emile Francis | Player Personnel Director: Steve Brklacich

ROUND/OVERALL/PLAYER	POS	TEAM
1 5		Traded to MTL (Peter Svoboda) in Pierre Larouche trade.
1* 11 <b>Cote, Sylvain</b>	D	Quebec (QMJHL)
		Pick acquired from MTL in Pierre Larouche trade.
2 26		Traded to MTL in Pierre Larouche trade. Later transferred to STL (Brian Benning).
3 47		Traded to PHI (John Stevens).
4 68		Traded to WIN (Chris Mills) in Norm Dupont trade.
5 89		Traded to MIN (Jiri Poner) in Mark Johnson trade.
6 110 <b>Millar, Mike</b>	RW	Brantford (OHL)
7 131 <b>Vellucci, Mike</b>	D	Belleville (OHL)
8 152		Traded to DET (Lars Karlsson) in Brad Shaw trade.
9 173 Devereaux, John	C	Scituate H.S.
10 193 Regan, Brent	RW	St. Albert Jr. Saints (AJHL)
11 214 Culhane, Jim	D	W Michigan (CCHA)
12 234 Abrie, Peter	G	North Bay (OHL)

## 1985 ENTRY DRAFT (12 ROUNDS)

General Manager: Emile Francis | Player Personnel Director: Steve Brklacich

ROUND/OVERALL/PLAYER	POS	TEAM
1 5 <b>Murzyn, Dana</b>	D	Calgary (WHL)
2 26 <b>Whitmore, Kay</b>	G	Peterborough (OHL)
3 47		Traded to MTL (Rocky Dundas) in Pierre Larouche trade.
3 58		Acquired pick from MTL in Pierre Larouche trade.
		Traded to PIT (Bruce Racine) in Greg Malone trade.
4 68 Callahan, Gary	C	Belleville (OHL)
5 89		Traded to NYI (Tommy Hedlund) in Steve Stoyanovich trade.
6 110 Churla, Shane	RW	Medicine Hat (WHL)
7 131 Brant, Chris	LW	Sault Ste. Marie (OHL)
8 152 Puhalsky, Brian	LW	Notre Dame H.S.
9 173 Dornbach, Greg	C	Miami (OH) (CCHA)
10 194 Tory, Paul	C	University Ill-Chicago(CCHA)
11 215 Palvloski, Jerry	D	Harvard (ECAC)
12 236 Hill, Bruce	LW	Denver (WCHA)

# NHL DRAFT HISTORY

## 1986 ENTRY DRAFT (12 ROUNDS)

General Manager: Emile Francis | Player Personnel Director: Steve Brklacich

ROUND/OVERALL/PLAYER	POS	TEAM
1 11 <b>Young, Scott</b>	RW	Boston Univs. (Hockey East)
2 32 <b>Laforge, Marc</b>	D	Kingston (OHL)
3 53	Traded to NYR (Shawn Clouston) in Steve Weeks trade.	
4 74 <b>Chapman, Brian</b>	D	Belleville (OHL)
5 95	G	W. Michigan (CCHA)
6 116	RW	Calgary (WHL)
7 137	C	Hibbing H.S.
8 158	C	W. Michigan (CCHA)
9 179	RW	Sherwood Park H.S.
10 200	G	Cornwall (OHL)
11 221	D	Penticton H.S.
12 242	C	Kingston (OHL)

## 1987 ENTRY DRAFT (12 ROUNDS)

General Manager: Emile Francis | Player Personnel Director: Steve Brklacich

ROUND/OVERALL/PLAYER	POS	TEAM
1 18 <b>Hull, Jody</b>	RW	Peterborough (OHL)
2 39 <b>Burt, Adam</b>	D	North Bay (OHL)
3 60	Traded to CHI (Mike Dagenais) in Bill Gardner trade.	
4 81 <b>Yake, Terry</b>	C	Brandon (WHL)
5 102	D	Denver (WCHA)
6 123	D	Michigan Tech (WCHA)
7 144	D	Buffalo Regal Midget
8 165	C	Yale University (ECAC)
9 186	LW	St. Lawrence (ECAC)
10 207	Traded to STL (Andy Cesarski) in Pat Hughes trade.	
11 228	RW	Princeton (ECAC)
12 249	G	Dartmouth (ECAC)

## 1988 ENTRY DRAFT (12 ROUNDS)

General Manager: Emile Francis | Player Personnel Director: Steve Brklacich

ROUND/OVERALL/PLAYER	POS	TEAM
1 11 <b>Govedaris, Chris</b>	LW	Toronto (OHL)
2 32	D	Culver Academy
3 53	Traded to EDM (Trevor Sim) in Dave Semenko trade.	
4 74	C	Lake Superior (CCHA)
5 95	LW	Norwood Prep
6 116	D	Seattle (WHL)
7 137	RW	Michigan State (CCHA)
8 158	D	U. Maine (Hockey East)
9 179	C	Michigan State (CCHA)
10 200	RW	Prince Albert
11 221	D	St. Lawrence (ECAC)
12 242	LW	Deerfield Academy

## 1989 ENTRY DRAFT (12 ROUNDS)

General Manager: Ed Johnston | Player Personnel Director: Ken Schinkel

ROUND/OVERALL/PLAYER	POS	TEAM
1 10 <b>Holik, Robert</b>	C	Jihlava (Czech)
2 31	Traded to STL (Rick Corriveau) in Charles Bourgeois trade.	
3 52	RW	Moose Jaw (WHL)
4 73 <b>McKenzie, Jim</b>	LW	Victoria (WHL)
5 94	C	Portland (WHL)
6 115	LW	Moose Jaw (WHL)
7 136	LW	Regina (OHL)
8 157	RW	Trois-Rivieres (QMJHL)
9 178	LW	Trois-Rivieres (QMJHL)
10 199	LW	Kamloops (WHL)
11 220	D	London (OHL)
12 241	C	Swift Current (WHL)

## 1990 ENTRY DRAFT (12 ROUNDS)

General Manager: Ed Johnston | Player Personnel Director: Ken Schinkel

ROUND/OVERALL/PLAYER	POS	TEAM
1 15 <b>Greig, Mark</b>	RW	Lethbridge (WHL)
2 36 <b>Sanderson, Geoff</b>	LW	Swift Current (WHL)
3 57 <b>Lenarduzzi, Mike</b>	G	Sault Ste. Marie (OHL)
4 78	C	Moose Jaw (OHL)
5 99	Traded to NYR (Lubos Rob) in Brian Lawton trade.	
6 120	D	Kitchener (OHL)
7 141	D	Kosice (Czech)
8 162	D	Clarkson (ECAC)
9 183	C	Nippiwan Tier II
10 204	C	Valerengen (Norway)
11 225	D	Prince Albert (WHL)
12 246	C	Laval (QMJHL)

## 1991 ENTRY DRAFT (12 ROUNDS)

General Manager: Ed Johnston | Player Personnel Director: Ken Schinkel

ROUND/OVERALL/PLAYER	POS	TEAM
1 9 <b>Poulin, Patrick</b>	LW	St. Hyac in the (QMJHL)
2 31	D	TJ Zin (Czech)
3 53	D	Hamden H.S.
3* 59 <b>Nylander, Michael</b>	C	Aik Solna (Sweden)
	Pick acquired from NYR in Carey Wilson trade.	
4 75 <b>Storm, Jim</b>	LW	Michigan Tech (WCHA)
5 97	Traded to MIN (Mike Kennedy) at draft for future considerations. MIN later sent Jukka Suomalainen.	
6 119	RW	Northern Mich. (CCHA)
7 141	D	Clarkson (ECAC)
8 163	D	Kamloops (WHL)
9 185	D	Western Mich. (CCHA)
10 207	G	Clarkson (ECAC)
11 229	C	Matignon H.S.
12 251	Peters, Rob	

## 1992 ENTRY DRAFT (11 ROUNDS)

General Manager: Brian Burke | Player Personnel Director: Kevin Maxwell

ROUND/OVERALL/PLAYER	POS	TEAM
1 9 <b>Petrovicky, Robert</b>	C	Dukla Trencin (Czech)
2 33	Traded to MTL (Valeri Bure) in Andrew Cassels trade.	
2* 47 <b>Nikolishin, Andrei</b>	LW	Dynamo Moscow
	Pick acquired from WSH in Sylvain Cote trade.	
3 57	D	Litvinov
4* 79 <b>Smyth, Kevin</b>	LW	Moose Jaw (WHL)
	Pick acquired from PHI for Kevin Dineen trade.	
4 81 <b>McBain, Jason</b>	D	Portland (WHL)
5 105	Traded to NYI (Ryan Duthie) in Marc Bergevin trade.	
6 129	Traded to CGY (Joel Bouchard) in Paul Fenton trade.	
6* 143	C	Sault Ste. Marie (OHL)
	Pick acquired from WSH in Dave Tippett trade.	
7 153	LW	Ottawa (OHL)
8 177	C	Spartak
9 201	D	Edina
10 225	D	Thornhill Jr. A
11 249	D	Vastra Frolunda

## 1993 ENTRY DRAFT (11 ROUNDS)

General Manager: Brian Burke | Player Personnel Director: Kevin Maxwell

ROUND/OVERALL/PLAYER	POS	TEAM
1* 2 <b>Pronger, Chris</b>	D	Peterborough (OHL)
	Pick acquired from SJ for a first, second, and third picks in 1993 Draft and future considerations (Sergei Makarov).	
1 6	Traded to SJ (Victor Kozlov) in Chris Pronger trade.	
2 32	Traded to NJ (Jay Pandolfo) in Sean Burke trade.	
2* 45	Pick acquired from TOR in John Cullen trade. Traded to SJ (Vlastimil Kroupa) in Chris Pronger trade.	
3 58	Traded to SJ (Ville Peltonen) in Chris Pronger trade.	
3* 72 <b>Malik, Marek</b>	D	Vitkovice
	Pick acquired from VAN in Murray Craven trade.	
4 84	RW	Boston Jr. Bruins
5 110	Traded to VAN (Scott Walker) in Murry Craven trade.	
5* 115 <b>Pratt, Nolan</b>	D	Portland (WHL)
	Pick acquired from VAN in Kay Whitmore trade.	
6 136	Traded to MIN (Rick Mrozik) in Allen Pedersen trade.	
7 162	Traded to NYR (Sergei Kondrashkin) in Tim Kerr trade.	
8 188	G	Niagara (OHL)
9 214	LW	CSKA
10 240	D	Kitchener (OHL)
11 266 <b>Chibiryev, Igor</b>	LW	Fort Wayne (IHL)

## 1994 ENTRY DRAFT (11 ROUNDS)

General Manager: Jim Rutherford | Player Personnel Director: Bruce Haralson

ROUND/OVERALL/PLAYER	POS	TEAM
1 5 <b>O'Neill, Jeff</b>	C	Guelph (OHL)
2 31		Traded to FLA (Jason Podollan) in Chris Pronger trade.
3 57		Traded to PIT (Sven Butenschon) in Frank Pieterangelo trade.
4 83 <b>Domenichelli, Hnat</b>	LW	Kamloops (WHL)
5 109	D	Guelph (OHL)
6 135		Traded to NYR (Yuri Litvinov) in Darren Turcotte trade.
7 161		Traded to PIT (Serge Aubin) in Frank Pieterangelo trade.
8 187	C	St. Joseph H.S.
9 213	D	Harvard (ECAC)
9* 230	RW	Detroit (OHL)
		Pick acquired from TOR in Ken Belanger trade.
10 239	G	Westminster
11 265	LW	Niagra (OHL)

## 1995 ENTRY DRAFT (9 ROUNDS)

General Manager: Jim Rutherford | Player Personnel Director: Sheldon Ferguson

ROUND/OVERALL/PLAYER	POS	TEAM
1 9		Traded to BOS (Kyle McLaren) in Glen Wesley trade.
1* 13 <b>Giguere, J.S.</b>	G	Halifax (QMJHL)
		Pick acquired from NYR in Pat Verbeek trade.
2 35	D	Dynamo Moscow
3 61		Traded to CHI in Jocelyn Lemieux trade. Pick transferred to VAN (Larry Courville).
4* 85	C	Oshawa (OHL)
		Pick acquired from LA in Jan. Vopat trade.
4 87 <b>Kapanen, Sami</b>	LW	HIFK Helsinki
5 113	D	Spokane (WHL)
6 139		Traded to TOR (Doug Bonner) in Ted Crowley trade.
7 165 <b>Ritchie, Byron</b>	LW	Lethbridge (WHL)
8 191	RW	Detroit (OHL)
9 217 <b>Rucinski, Mike</b>	D	Detroit (OHL)

## 1996 ENTRY DRAFT (9 ROUNDS)

General Manager: Jim Rutherford | Player Personnel Director: Sheldon Ferguson

ROUND/OVERALL/PLAYER	POS	TEAM
1 8		Traded to BOS (Johnathan Aitken) in Glen Wesley trade.
2 34	LW	Medicine Hat (WHL)
3 61	LW	CSKA Moscow
4 88 <b>MacDonald, Craig</b>	C	Harvard (ECAC)
4* 104	C	Detroit (OHL)
		Pick acquired from NYR in Pat Verbeek trade.
5 116	D	Kitchener (OHL)
6 143	G	Tri-City (WHL)
7 171 <b>Kuznik, Greg</b>	D	Seattle (WHL)
8 197	LW	Calgary (WHL)
9 223 <b>Adams, Craig</b>	RW	Harvard (ECAC)
9* 231	LW	
		Pick acquired from TB in Jeff Reese trade.

## 1997 ENTRY DRAFT (9 ROUNDS)

General Manager: Jim Rutherford | Player Personnel Director: Sheldon Ferguson

ROUND/OVERALL/PLAYER	POS	TEAM
1 8		Traded to BOS (Sergei Samsonov) in Glen Wesley trade.
1* 22 <b>Tselios, Nikos</b>	D	Belleville (OHL)
		Pick acquired from DET in Brendan Shanahan trade.
1* 23		Pick acquired from PHI in Paul Coffey trade. Traded to SJ (Scott Hannan) for 1997 second round pick (Brad DeFauw) and 1998 third round pick.
2* 28 <b>Defauw, Brad</b>	LW	North Dakota (WCHCA)
		Pick acquired from SJ in draft day position swap at 1997 NHL Draft.
2* 51		Pick acquired from NJ in Jocelyn Lemieux trade. Traded to CGY in Steve Chiasson trade.
2 34		Pick traded to VAN (Ryan Bonni) in Jeff Brown trade.
3 62		Traded to PHI (Kris Mallette) in Paul Coffey trade.
3* 80	D	Val D'Or (QMJHL)
		Pick acquired from CGY in Hnat Domenichelli trade.
		CGY had acquired the pick from COL.
4 88 <b>Willis, Shane</b>	RW	Lethbridge (WHL)
5 115		Traded to NYI (Adam Edinger) in Derek King trade.
6 142	D	Owen Sound (OHL)
7 169	C	Michigan (WCHA)
		Pick traded to PHI in Kevin Dineen trade. Pick reacquired from PHI in Paul Coffey trade.
8* 195 <b>Nordgren, Niklas</b>	LW	Modo Ornskoldsvik
		NHL Compensatory pick for Scott Daniels signing by PHI.
8 199	D	Detroit (OHL)
9 225	C	Guelph (OHL)

## 1998 ENTRY DRAFT (9 ROUNDS)

General Manager: Jim Rutherford | Player Personnel Director: Sheldon Ferguson

ROUND/OVERALL/PLAYER	POS	TEAM
1 11 <b>Jeff Heerema</b>	RW	Sarnia (OHL)
2 39		Traded to New Jersey (later traded to Dallas-Stars selected John Erskine) in Jeff Brown trade.
3 70	D	Plymouth (OHL)
		Pick acquired from San Jose in draft pick trade of 1997
3* 62		Pick acquired from Vancouver in Jeff Brown trade.
		Pick traded to Calgary in Steve Chiasson trade (Paul Manning).
3* 71 <b>Erik Cole</b>	LW	Clarkson (ECAC)
4* 91 <b>Josef Vasicek</b>	C	Slavia Praha Jr (Czech.)
		Pick acquired from Anaheim in Mark Janssens trade.
4* 93 <b>Tommy Westlund</b>	RW	Sweden
		Pick acquired from the New York Rangers in Jason Muzzatti trade.
4 97	G	Guelph (OHL)
5 126		Traded to Chicago (later traded to Toronto-Leafs select Morgan Warren) in Enrico Ciccone trade.
6 157		Traded to St. Louis (Brad Voth) in Steve Leach trade.
7 184	C	Clarkson (ECAC)
8* 208 <b>Jaroslav Svoboda</b>	RW	Czech.
		Pick acquired from Toronto in Kelly Chase trade.
8 211	C	Michigan (CCHA)
9 239	C	Red Deer (WHL)

## 1999 ENTRY DRAFT (9 ROUNDS)

General Manager: Jim Rutherford | Player Personnel Director: Sheldon Ferguson

ROUND/OVERALL/PLAYER	POS	TEAM
1 16 <b>David Tanabe</b>	D	Wisconsin (WCHA)
2 49 <b>Bret Lysak</b>	C	Regina (WHL)
3 84 <b>Brad Fast</b>	D	Prince George (BCJHL)
4 113	LW	Bowling Green (CCHA)
4* 121		Pick acquired from Toronto in Jeff Brown trade. Pick traded to Nashville in Eric Fichaud trade (Yevgeny Pavlov).
5 142		Pick traded to Colorado in Randy Petruk trade. Colorado selected William Magnuson.
6 174 <b>Damian Surma</b>	LW	Plymouth (OHL)
7 202	D	Oshawa (OHL)
8 231	RW	Clarkson (ECAC)
8 237	G	Finland
		Pick acquired from Philadelphia in Francis Lessard trade.
9 259	C	Yauheni Kurylin Belarus

# NHL DRAFT HISTORY

## 2000 ENTRY DRAFT (9 ROUNDS)

General Manager: Jim Rutherford | Player Personnel Director: Sheldon Ferguson

ROUND/OVERALL/PLAYER	POS	TEAM
1 14		Pick traded to Colorado in Sandis Ozolinsh trade (Vaclav Nedorost).
2* 32		<b>Tomas Kurka</b> LW Plymouth (OHL)
2 47		Pick acquired from Colorado in Sandis Ozolinsh trade (Jared Aulin).
2* 63		Pick acquired from Philadelphia in Rod Brind'Amour trade.
		Pick traded to Colorado in Sandis Ozolinsh trade (Argis Saviels).
3 80		<b>Ryan Bayda</b> LW North Dakota (WCHA)
4* 90		<b>Niclas Wallin</b> D Brynas Gavle (Sweden)
		Pick acquired from Atlanta in draft day trade.
4* 108		Pick acquired from Anaheim in Dave Karpa trade. Pick traded to Atlanta in draft day trade (Blake Robson).
4 110		Jared Newman D Plymouth (OHL)
5* 147		Pick acquired as compensation for Ray Sheppard. Pick traded to Atlanta in draft day trade (Matt McRae).
5* 148		Pick traded to Philadelphia in Rod Brind'Amour trade. Pick later traded to NY Islanders in Gino Odjick trade. (Kristofer Ottoson).
6 181		Justin Forrest D US National U-18.
7 212		Magnus Kahnberg F Frolunda (Sweden)
8* 235		Craig Kowalski G Compuware (NAHL)
		Compensatory pick for Kevin Dineen.
8 244		Pick traded to Atlanta in draft day trade (Eric Bowen).
9 276		Troy Ferguson C Michigan State (CCHA)

## 2001 ENTRY DRAFT (9 ROUNDS)

General Manager: Jim Rutherford | Player Personnel Director: Sheldon Ferguson

ROUND/OVERALL/PLAYER	POS	TEAM
1 15		Igor Knyazev D Spartak (Russia)
2 46		<b>Michael Zigomanis</b> C Kingston (OHL)
3* 79		Pick traded to the Minnesota Wild in the Scott Pellerin trade.
		Pick later traded to the NY Rangers (Garth Murray).
3* 91		Kevin Estrada F Chilliwack (BCJHL)
		Compensatory pick for Gary Roberts.
4* 110		Rob Zepp G Plymouth (OHL)
		Pick acquired from Philadelphia for a third-round pick in 2002.
4* 113		Pick traded to NY Rangers in Rob DiMaio, Darren Langdon trade (Bryce Lampman).
5* 149		Pick traded to Colorado in Chris Dingman trade (Mikko Viitanen).
6 181		Daniel Boisclair G Cape Breton (QMJHL)
7 211		Sean Curry D Tri-City (WHL)
8 244		Carter Trevisani D Ottawa (OHL)
9 274		Peter Reynolds D North Bay (OHL)

## 2002 ENTRY DRAFT (9 ROUNDS)

General Manager: Jim Rutherford | Player Personnel Director: Sheldon Ferguson

ROUND/OVERALL/PLAYER	POS	TEAM
1 25		<b>Cam Ward</b> G Red Deer (WHL)
2 58		Pick traded to Detroit in Aaron Ward trade (Jiri Hudler).
3* 91		Jesse Lane D Hull (QMJHL)
		Pick traded to Philadelphia for a fourth-round pick in 2001 (Rob Zepp). Re-acquired by Carolina for a sixth-round pick in 2002 and a third-round pick in 2003.
4* 124		Pick traded to St. Louis in the Sean Hill deal. Later traded to Atlanta (Lane Manson).
5* 155		Pick acquired as compensation for Scott Pellerin. Pick traded to Minnesota (Armands Berzins).
5 160		Daniel Manzato G Victoriaville (QMJHL)
6* 174		Pick acquired as compensation for Rob DiMaio. Pick traded to Tampa Bay (Karri Akkanen) for a fourth-round pick in 2003.
6* 192		Pick traded to Philadelphia (Nikita Korovkin) along with third-round pick in 2003 for a third-round pick in 2002.
7 224		Adam Taylor C Kootenay (WHL)
8* 255		Pick traded to Tampa Bay (Ryan Craig) for a fourth-round pick in 2003.
8* 256		Pick acquired from Philadelphia. Pick traded to Tampa Bay (Darren Reid) for a fourth-round pick in 2003.
9 286		Pick traded to Tampa Bay (Alexei Glukhov) for a fourth-round pick in 2003.

## 2003 ENTRY DRAFT (9 ROUNDS)

General Manager: Jim Rutherford | Player Personnel Director: Sheldon Ferguson

ROUND/OVERALL/PLAYER	POS	TEAM
1 2		<b>Eric Staal</b> C Peterborough (OHL)
2 31		<b>Danny Richmond</b> D Michigan (CCHA)
3* 69		Pick traded to Philadelphia (Colin Fraser) along with Carolina's sixth-round pick in 2002 (Nikita Korovkin) in exchange for Carolina's 2002 third-round pick (Jesse Lane), which was previously traded to Philadelphia.
4 102		Aaron Dawson D Peterborough (OHL)
4* 126		Kevin Nastiuk G Medicine Hat (WHL)
		Pick acquired from Toronto in exchange for Tom Barrasso.
4* 130		Matej Trojovsky D Regina (WHL)
		Pick acquired from Tampa Bay in exchange for the Hurricanes' sixth-round pick, two eighth-round picks and ninth-round pick in the 2002 NHL Entry Draft.
5* 137		Tyson Strachan D Vernon (BCJHL)
		Pick acquired as compensation for Martin Gelinas
5 138		Pick traded to Columbus (Arsi Piiapanen) along with Carolina's sixth-round pick in 2003 in exchange for a fourth-round pick in the 2004 NHL Entry Draft.
6 168		Pick traded to Columbus (Lukas Bolf) along with Carolina's fifth-round pick in 2003 in exchange for a fourth-round pick in the 2004 NHL Entry Draft.
7 198		Shay Stephenson LW Red Deer (WHL)
8 230		Jamie Hoffmann C Des Moines (USHL)
9 262		Ryan Rorabeck C Tor. St. Michael's (OHL)

## 2004 ENTRY DRAFT (9 ROUNDS)

General Manager: Jim Rutherford | Player Personnel Director: Sheldon Ferguson

ROUND/OVERALL/PLAYER	POS	TEAM
1* 4		<b>Andrew Ladd</b> L Calgary (WHL)
		Pick acquired from Columbus in exchange for Carolina's first-round pick in 2004 and a second-round pick in 2004.
1* 8		Pick traded to Columbus (Alexandre Picard) in draft-day trade.
2 38		<b>Justin Peters</b> G Tor. St. Michael's (OHL)
2* 59		Pick traded to Columbus (Kyle Wharton) in draft-day trade. Was acquired from Toronto in exchange for Glen Wesley in March 2003.
3* 69		<b>Casey Borer</b> D St. Cloud St. (WCHA)
		Pick acquired from Colorado in Bob Boughner trade. Colorado acquired pick from Washington along with Steve Konowalchuk in exchange for Bates Battaglia and Jonas Johansson.
3 74		Pick traded to Anaheim (Kyle Klubertanz) in Martin Gerber trade.
4 106		Pick traded to Atlanta (Chad Painchaud) in exchange for Atlanta's third-round pick in 2005.
4* 109		<b>Brett Carson</b> D Calgary (WHL)
		Pick acquired from Atlanta in exchange for Janie Hurme.
4* 121		Pick traded to Calgary (Kristopher Hogg) for Bob Boughner.
		Pick originally acquired from Columbus in a 2003 draft-day trade. Columbus had previously acquired the pick from New Jersey.
5 137		Magnus Akerlund G HV 71 Jr. (Swedish Jr.)
6 171		Traded to Philadelphia (Frederik Cabana) in Marty Murray trade.
7 202		Ryan Pottruff D London (OHL)
8 235		Jonas Fiedler RW Plymouth (OHL)
9 268		Martin Vagner D Gatineau (QMJHL)

## 2005 ENTRY DRAFT (7 ROUNDS)

General Manager: Jim Rutherford | Player Personnel Director: Sheldon Ferguson

ROUND/OVERALL/PLAYER	POS	TEAM
1 3 Jack Johnson	D	US National U-18 (USA)
2 58 Nathan Hagemo	D	Univs. of Minnesota (WCHA)
3 64 Joe Barnes	C	Saskatoon (WHL)
3* 69		Pick acquired from Atlanta in exchange for the 106th pick in 2004. Traded to Calgary (Gord Baldwin) in exchange for Mike Commodore.
3* 78		Pick acquired from Phoenix as part of trade for Danny Markov. Later traded to Nashville in exchange for Andrew Hutchinson.
4* 94 Jakub Vojta	D	Sparta Jr. (Czech Jr.)
4* 101		Pick acquired from Dallas in exchange for Jaroslav Svoboda.
4 123 Ondrej Otčenáš	LW	Trencin Jr. (Svk Jr.)
5* 128		Pick sent to Calgary (Kevin Lalonde) since Colorado re-signed Bob Boughner. Carolina received Colorado's 2005 fifth-round pick in return as part of the Boughner-Chris Bahen trade.
5* 145 Timothy Kunes	D	N.E. JR. Falcons (EJHL)
		Pick assigned to the Hurricanes as compensation for the loss of Sean Hill to free agency (Florida).
5* 159 Risto Korhonen	D	Karpat Jr. (Fin. Jr.)
		Pick acquired from Colorado as part of the Bob Boughner trade.
6 192 <b>Nicolas Blanchard</b>	LW	Chicoutimi (QMJHL)
7 198 Kyle Lawson	D	US National U-18 (USA)

## 2006 ENTRY DRAFT (7 ROUNDS)

General Manager: Jim Rutherford | Player Personnel Director: Sheldon Ferguson

ROUND/OVERALL/PLAYER	POS	TEAM
1* 30		Pick traded to St. Louis in the Doug Weight trade (January 30, 2006) and later traded to New Jersey (Matthew Corrente)
2 63 <b>Jamie McBain</b>	D	U.S. National U-18 (USA)
3 93 Harrison Reed	RW	Sarnia (OHL)
4* 99		Pick acquired from Columbus as part of a 2005 draft-day trade. Pick traded to Chicago as part of trade for Anton Babchuk. Chicago traded the pick to Toronto and Toronto selected James Reimer.
4* 106		Pick acquired from Toronto on draft day 2005 in exchange for Jeff O'Neill and later traded to St. Louis, January 30, 2006 (Reto Berra).
4 123 Bobby Hughes	C	Kingston (OHL)
5 153 Stefan Chaput	C	Lewiston (QMJHL)
6 183 Nick Dodge	RW	Clarkson (ECAC)
7 213 Justin Krueger	D	Penticton (BCHL)

## 2007 ENTRY DRAFT (7 ROUNDS)

General Manager: Jim Rutherford | Player Personnel Director: Sheldon Ferguson

ROUND/OVERALL/PLAYER	POS	TEAM
1 11 <b>Brandon Sutter</b>	C/RW	Red Deer (WHL)
2* 41		Pick traded to Pittsburgh in Mark Recchi trade (March 9, 2006). Later traded to San Jose and later traded to Philadelphia. Philadelphia selected Kevin Marshall.
3 72 <b>Drayson Bowman</b>	C/LW	Spokane (WHL)
4* 96		Pick acquired from Chicago in Anton Babchuk trade (January 20, 2007). Later traded to St. Louis in Doug Weight trade. St. Louis selected Cade Fairchild.
4 102 Justin McCrae	C	Saskatoon (WHL)
5 132 <b>Chris Terry</b>	LW	Plymouth (OHL)
6 162 <b>Brett Bellemore</b>	D	Plymouth (OHL)
7* 192		Pick traded to Montreal in Michael Leighton trade (June 23, 2007). Montreal selected Scott Kishel.

## 2008 ENTRY DRAFT (7 ROUNDS)

General Manager: Jim Rutherford | Player Personnel Director: Tony MacDonald

ROUND/OVERALL/PLAYER	POS	TEAM
1 14 <b>Zach Boychuk</b>	C	Lethbridge (WHL)
2 45 <b>Zac Dalpe</b>	C/RW	Penticton (BCHL)
3* 75		Pick traded to NY Rangers in Matt Cullen trade (July 17, 2007). Rangers selected C Evgeny Grachev.
4 105 <b>Michal Jordan</b>	D	Plymouth (OHL)
5* 135		Pick traded to Columbus in Anson Carter trade (February 23, 2007). Blue Jackets selected RW Tomas Kubalik.
6 165 <b>Mike Murphy</b>	G	Belleville (OHL)
7 195 Samuel Morneau	LW	Baie-Comeau (QMJHL)

## 2009 ENTRY DRAFT (7 ROUNDS)

General Manager: Jim Rutherford | Player Personnel Director: Tony MacDonald

ROUND/OVERALL/PLAYER	POS	TEAM
1 27 Philippe Paradis	C	Shawinigan (QMJHL)
2* 51 Brian Dumoulin	D	Jr. Monarchs (EJHL)
		Originally Calgary's pick. Acquired from Los Angeles along with Patrick O'Sullivan for Justin Williams, March 4, 2009.
2* 58		Pick traded to Edmonton in trade for Erik Cole. Edmonton traded pick to Buffalo for Ales Kotalik. Buffalo traded pick to Toronto for Dominic Moore. All trades occurred on March 4, 2009. Toronto selected Jesse Blacker.
3 88 Mattias Lindstrom	LW	Skelleftea (Sweden)
4* 118		Pick traded to Tampa Bay along with Wade Brookbank and Josef Melichar for Jussi Jokinen (February 7, 2009). Tampa Bay traded pick to Toronto (March 4, 2009). Toronto forfeited pick as part of a penalty for violating the CBA in relation to free agent Jonas Frogren (July 4, 2008). The pick was skipped.
5* 131 Matt Kennedy	RW	Guelph (OHL)
5* 148		Pick acquired from Edmonton in Erik Cole trade (March 4, 2009). Pick traded to Nashville for rights to Darcy Hordichuk (June 19, 2008). Nashville traded the pick to Tampa Bay for a fifth-round pick in 2010. Tampa Bay selected Michael Zador.
6 178 <b>Rasmus Rissanen</b>	D	Kalpa Jr. (Fin. Jr.)
7 208 Tommi Kivisto	D	Red Deer (WHL)

## 2010 ENTRY DRAFT (7 ROUNDS)

General Manager: Jim Rutherford | Player Personnel Director: Tony MacDonald

ROUND/OVERALL/PLAYER	POS	TEAM
1 7 <b>Jeff Skinner</b>	C	Kitchener (OHL)
2 37 <b>Justin Faulk</b>	D	U.S. National U-18 (USA)
2* 46		Pick acquired along with Alexandre Picard from Ottawa in exchange for Matt Cullen, February 12, 2010. Traded to Edmonton in exchange for Riley Nash, June 26, 2010. Edmonton selected Martin Marincin.
2* 53 Mark Alt	D	Cretin-Derham (Minn. H.S.)
		Originally Buffalo's pick. Acquired from San Jose in exchange for Niclas Wallin and Carolina's 2010 fifth-round pick (127th overall). San Jose selected Cody Ferriero.
3 67 <b>Danny Biega</b>	D	Harvard (ECAC)
3* 85 Austin Levi	D	Plymouth (OHL)
		Pick acquired from Vancouver in exchange for Andrew Alberts, March 3, 2010.
4* 97		Pick traded to Boston along with Patrick Eaves in exchange for Aaron Ward, July 24, 2009. Boston selected Craig Cunningham.
4* 105 <b>Justin Shugg</b>	LW	Windsor (OHL)
		Originally Boston's pick. Acquired from Anaheim along with Justin Pogge in exchange for Aaron Ward, March 3, 2010.
5* 127		Pick traded to San Jose along with Niclas Wallin in exchange for Buffalo's 2010 second-round pick (53rd overall - Mark Alt).
5* 138		Pick acquired from Nashville when Carolina acquired the rights to Darcy Hordichuk, June 19, 2008, and Hordichuk did not sign. Traded to Phoenix in exchange for Jared Staal, May 13, 2010. Phoenix selected Louie Domingue.
6* 157		Pick traded to NY Rangers along with Washington's 2011 second-round pick in exchange for Bobby Sanguinetti, June 26, 2010. NY Rangers selected Jesper Fasth.
6* 167 Tyler Stahl	D	Chilliwack (WHL)
		Pick acquired from Colorado along with Cedric LaLonde-McNicoll in exchange for Stephane Yelle, March 3, 2010.
7 187 Frederik Andersen	G	Frederikshavn (Denmark)
7* 206		Pick acquired from Washington in exchange for Scott Walker, March 3, 2010. Traded to Philadelphia in exchange for Jonathan Matsumoto, June 26, 2010. Philadelphia selected Ricard Blidstrand.

# NHL DRAFT HISTORY

## 2011 ENTRY DRAFT (7 ROUNDS)

General Manager: Jim Rutherford | Player Personnel Director: Tony MacDonald

ROUND/OVERALL/PLAYER	POS	TEAM
1 12 <b>Ryan Murphy</b>	D	Kitchener (OHL)
2 42 <b>Victor Rask</b>	C	Lekand (Sweden Jr.)
2* 57	Pick acquired from Washington along with Brian Pothier and Oskar Osala in exchange for Joe Corvo, March 3, 2010. Pick traded to NY Rangers along with the 157th pick in the 2010 draft in exchange for Bobby Sanguinetti, June 26, 2010. Pick traded to Calgary along with Roman Horak and Rangers' second-round pick in 2011 (45th overall) in exchange for Tim Erixon and Calgary's fifth-round pick in 2011 (134th overall), June 1, 2011. Calgary selected Tyler Wotherspoon.	
3 73 <b>Keegan Lowe</b>	D	Edmonton (WHL)
4 103 Gregory Hofmann	C	Ambri (Swiss)
5* 133	Pick traded to Florida along with Ryan Carter in exchange for Cory Stillman, Feb. 24, 2011. Pick traded to Atlanta (Winnipeg) along with Radek Dvorak in exchange for Niclas Bergfors and Patrick Rissmiller, Feb. 28, 2011. Pick traded to San Jose along with Calgary's seventh-round pick in 2011 (194th overall) in exchange for the Sharks' 2011 fourth-round pick (119th overall), June 25, 2011. San Jose selected Sean Kuraly.	
6 163 Matt Mahalak	G	Plymouth (OHL)
7 193 <b>Brody Sutter</b>	C	Lethbridge (WHL)

## 2012 DRAFT (7 ROUNDS)

General Manager: Jim Rutherford | Player Personnel Director: Tony MacDonald

ROUND/OVERALL/PLAYER	POS	TEAM
1* 8	Pick traded to Pittsburgh along with Brandon Sutter and Brian Dumoulin in exchange for Jordan Staal, June 22, 2012. Pittsburgh selected Derrick Pouliot.	
2 38 Phillip di Giuseppe	LW	Univ. of Michigan (CCHA)
2* 47 Brock McGinn	LW	Guelph (OHL)
	Acquired from San Jose in exchange for Ian White, Feb. 18, 2011.	
3 69 Daniel Altshuller	G	Oshawa (OHL)
4 99 Erik Karlsson	C	Frolunda (Swe. Jr.)
4* 115 Trevor Carrick	D	Mississauga (OHL)
	Acquired from Boston in exchange for Joe Corvo, July 5, 2011.	
4* 120 Jaccob Slavin	D	Chicago (USHL)
	Acquired from New Jersey along with Joe Sovo in exchange for Alexei Ponikarovsky, Jan. 20, 2012.	
5 129 <b>Brendan Woods</b>	LW	Univ. of Wisconsin (WCHA)
6 159 Collin Olson	G	USA (USHL)
7 189 Brendan Collier	LW	Malden Catholic (Mass. HS)

## 2013 DRAFT (7 ROUNDS)

General Manager: Jim Rutherford | Player Personnel Director: Tony MacDonald

ROUND/OVERALL/PLAYER	POS	TEAM
1 5 <b>Elias Lindholm</b>	C/RW	Brynäs (Sweden)
2* 35	Pick traded to Buffalo along with Jamie McBain in exchange for Andrej Sekera, June 30, 2013. Buffalo selected J.T. Compher.	
3 66 Brett Pesce	D	New Hampshire (HE)
4* 96	Pick traded to Los Angeles along with Anthony Stewart and a 2014 sixth-round pick in exchange for Kevin Westgarth, Jan. 13, 2013. Los Angeles later traded the pick to Edmonton on June 30, 2013, in a multi-pick trade. Edmonton selected Kyle Platzer.	
5 126 Brent Pedersen	LW	Kitchener (OHL)
6 156 Tyler Ganly	D	Sault Ste. Marie (OHL)
7* 186	Pick traded to Tampa Bay along with Adam Hall in exchange for Marc-Andre Bergeron, April 2, 2013. Tampa Bay selected Joel Vermin.	

## 2014 DRAFT (7 ROUNDS)

General Manager: Ron Francis | Player Personnel Director: Tony MacDonald

ROUND/OVERALL/PLAYER	POS	TEAM
1 7 Haydn Fleury	D	Red Deer (WHL)
2 37 Alex Nedeljkovic	G	Plymouth (OHL)
3 67 Warren Foegele	LW	St. Andrews (CISAA)
4* 96 Josh Wesley	D	Plymouth (OHL)
	Acquired from Vancouver along with Kellan Tochkin in exchange for Zac Dalpe and Jeremy Welsh, Sept. 29, 2013.	
4 97 Lucas Wallmark	C	Lulea (SHL)
5 127 Clark Bishop	C	Cape Breton (QMJHL)
6* 157	Pick traded to Los Angeles along with a 2013 fourth-round pick and Anthony Stewart in exchange for Kevin Westgarth, Jan. 13, 2013. Los Angeles selected Jake Marchment.	
7 187 Kyle Jenkins	D	Sault Ste. Marie (OHL)

## 2015 DRAFT (7 ROUNDS)

General Manager: Ron Francis | Player Personnel Director: Tony MacDonald

ROUND/OVERALL/PLAYER	POS	TEAM
1 5 Noah Hanifin	D	Boston College (HE)
2 35 Sebastian Aho	RW	Karpat (Finland)
3* 66	Pick traded to Vancouver along with Carolina's seventh-round pick in 2016 in exchange for Eddie Lack. Vancouver selected Guillaume Brisebois.	
4* 93 Callum Booth	G	Quebec (QMJHL)
	Originally Arizona's pick, acquired by Washington on March 4, 2014 along with Rostislav Klesla and Chris Brown in exchange for Martin Erat and John Mitchell. Carolina acquired the pick from Washington along with Jack Hillen in exchange for Tim Gleason, Feb. 28, 2015.	
5 126 Luke Stevens	LW	Noble & Greenough (MA-HS)
5* 138 Spencer Smallman	RW	St. John (QMJHL)
	Pick acquired from Winnipeg along with the Jets' third-round pick in 2016 in exchange for Jiri Tlustý, Feb. 25, 2015. Acquisition of this pick was conditional upon Winnipeg qualifying for the 2015 Stanley Cup Playoffs, which it did. If the Jets had not qualified, Carolina would have received Winnipeg's 2015 sixth-round (168th overall) pick.	
6 156 Jake Massie	D	Kimball Union (NH-HS)
6* 169 David Cotton	C	Cushing Academy (MA-HS)
	Originally Ottawa's pick, acquired by Winnipeg on June 28, 2014, in exchange for Winnipeg's seventh-round pick in 2014. Carolina acquired the pick from Winnipeg in exchange for Jay Harrison, Dec. 18, 2014.	
7 186 Steven Lorentz	C/LW	Peterborough (OHL)



# FRANCHISE RECORDS

Records in the NHL Including Individual and Team Records



# CAREER RECORDS

## MOST GAMES

1.	Ron Francis	1186
2.	Glen Wesley	913
3.	<b>Eric Staal</b>	<b>846</b>
4.	Kevin Dineen	708
5.	Rod Brind'Amour	694
6.	Jeff O'Neill	673
7.	Adam Burt	626
8.	Erik Cole	557
9.	Tim Gleason	546
10.	Sami Kapanen	520

## MOST POINTS

1.	Ron Francis	1175
2.	<b>Eric Staal</b>	<b>741</b>
3.	Kevin Dineen	544
4.	Rod Brind'Amour	473
5.	Jeff O'Neill	416
6.	Pat Verbeek	403
7.	Blaine Stoughton	377
8.	Geoff Sanderson	369
9.	Erik Cole	363
10.	Ray Ferraro	351

## MOST GOALS

1.	Ron Francis	382
2.	<b>Eric Staal</b>	<b>312</b>
3.	Kevin Dineen	250
4.	Blaine Stoughton	219
5.	Jeff O'Neill	198
6.	Geoff Sanderson	196
7.	Pat Verbeek	192
8.	Sylvain Turgeon	178
9.	Rod Brind'Amour	174
10.	Erik Cole	168

## MOST ASSISTS

1.	Ron Francis	793
2.	<b>Eric Staal</b>	<b>429</b>
3.	Rod Brind'Amour	299
4.	Kevin Dineen	294
5.	Andrew Cassels	253
6.	Jeff O'Neill	218
7.	Ray Whitney	215
8.	Pat Verbeek	211
9.	Sami Kapanen	203
10.	Dave Babych	196

## MOST PENALTY MINUTES

1.	Kevin Dineen	1439
2.	Torrie Robertson	1368
3.	Pat Verbeek	1144
4.	Ulf Samuelsson	1110
5.	Adam Burt	875
6.	Paul MacDermid	744
7.	Randy Ladouceur	717
8.	Mark Janssens	712
9.	Ron Francis	684
10.	<b>Eric Staal</b>	<b>646</b>

## MOST HAT TRICKS

1.	<b>Eric Staal</b>	<b>13</b>
2.	Ron Francis	9
3.	Geoff Sanderson	6
	Blaine Stoughton	6
5.	Erik Cole	5
	Kevin Dineen	5
	Ray Ferraro	5
8.	Mike Rogers	4
	Pat Verbeek	4
10.	Mark Johnson	3
	Sami Kapanen	3
	Sylvain Turgeon	3

## MOST POWER PLAY GOALS

1.	Ron Francis	132
2.	<b>Eric Staal</b>	<b>105</b>
3.	Pat Verbeek	73
4.	Kevin Dineen	71
5.	Sylvain Turgeon	68
6.	Jeff O'Neill	64
7.	Geoff Sanderson	62
8.	Rod Brind'Amour	60
9.	Ray Ferraro	59
10.	Blaine Stoughton	56

## MOST SHORTHANDED GOALS

1.	<b>Eric Staal</b>	<b>16</b>
2.	Dave Tippett	11
3.	Rod Brind'Amour	10
4.	Kevyn Adams	8
	Erik Cole	8
	Stewart Gavin	8
	Chad LaRose	8
8.	Murray Craven	7
	Kevin Dineen	7
	Ron Francis	7
	Keith Primeau	7
	Paul Ranheim	7

## MOST CONSECUTIVE GAMES WITH:

POINTS	18	Mike Rogers, 11/22/1980-01/02/1981 (19g, 20a) <i>NOTE: Streak was longest by an NHL player that season.</i>
	17	Mike Rogers, 02/18-03/22/1980 (12g, 17a)
GOALS	9	Pierre Larouche, 01/25-02/13/1982 (10g)
	7	Ray Ferraro, 02/09-23/1989 (9g)
	6	Keith Primeau, 12/30/1997-01/08/1998 (6g)
	6	Ray Sheppard, 11/14-25/1998 (7g)
ASSISTS	11	<b>Eric Staal, 2/10-3/6/2012 (14a)</b> <i>NOTE: Streak was longest by an NHL player that season.</i>
	10	Dave Keon, 11/17-12/07/1979 (12a)
	9	Mike Rogers, 12/07-27/1980 (14a)
		Blaine Stoughton, 01/25-02/13/1982 (12a)
	8	Rod Brind'Amour, 02/18-02/01/2001 (10a)
		Matt Cullen, 10/22-11/8/07 (12a)
	7	Keith Primeau, 02/01-03/06/1998 (7a)
	7	Jeff O'Neill, 10/11-30/2002 (7a)
	7	Cory Stillman, 12/15/2005-01/07/2006 (7a)

## MOST GOAL SEASONS:

20-GOALS	14	Ron Francis
	9	<b>Eric Staal</b>
	6	Kevin Dineen
	5	Blaine Stoughton
30-GOALS	5	<b>Eric Staal</b>
	4	Blaine Stoughton, Geoff Sanderson
	3	Ron Francis, Sylvain Turgeon, Kevin Dineen, Jeff O'Neill
40-GOALS	4	Blaine Stoughton
	2	Kevin Dineen, Pat Verbeek, Geoff Sanderson, <b>Eric Staal</b>
50-GOALS	2	Blaine Stoughton

## MOST CONSECUTIVE SEASONS:

20-GOALS	10	Ron Francis (1981-82 to 1990-91)
	7	<b>Eric Staal</b> (2005-06 to 2011-12)
	6	Kevin Dineen (1984-85 to 1990-91)
	5	Blaine Stoughton (1979-80 to 1983-84)
		Pat Verbeek (1989-90 to 1993-94)
30-GOALS	4	<b>Eric Staal</b> (2005-06 to 2008-09)
		Blaine Stoughton (1979-80 to 1982-83)
	3	Jeff O'Neill (2000-01 to 2002-03)
40-GOALS	4	Blaine Stoughton (1979-80 to 1982-83)

## MOST GOALS IN A SEASON:

Overall	56	Blaine Stoughton, 1979-80
Defense	20	Zarley Zalapski, 1991-92
Center	45	<b>Eric Staal</b> , 2005-06
Left Wing	46	Geoff Sanderson, 1992-93
Right Wing	56	Blaine Stoughton, 1979-80
Rookie	40	Sylvain Turgeon, 1983-84

## MOST POINTS IN A SEASON:

Overall	105	Mike Rogers, 1979-80, 1980-81
Defense	69	Dave Babych, 1985-86
Center	105	Mike Rogers, 1979-80, 1980-81
Left Wing	89	Geoff Sanderson, 1992-93
Right Wing	100	Blaine Stoughton, 1979-80
Rookie	72	Sylvain Turgeon, 1983-84

## MOST ASSISTS IN A SEASON:

Overall	69	Ron Francis, 1989-90
Defense	56	Mark Howe, 1979-80
Center	69	Ron Francis, 1989-90
Left Wing	55	Cory Stillman, 2005-06
Right Wing	45	Pat Verbeek, 1989-90
Goaltender	6	Sean Burke, 1995-96
Rookie	43	Ron Francis, 1981-82

## MOST PENALTY MINUTES IN A SEASON:

Overall	358	Torrie Robertson, 1985-86
Defense	199	Ed Hospodar, 1982-83
Center	237	Mark Janssens, 1992-93
Left Wing	358	Torrie Robertson, 1985-86
Right Wing	246	Marc Potvin, 1993-94
Goaltender	33	Jason Muzzatti, 1995-96
Rookie	254	Scott Daniels, 1995-96

## SINGLE SEASON HIGHS:

Power Play Goals	21	Geoff Sanderson, 1992-93
Shorthanded Goals	5	Kevyn Adams, 2003-04
Game Winning Goals	9	Blaine Stoughton, 1979-80
		Erik Cole, 2010-11
Hat Tricks	4	<b>Eric Staal</b> , 2008-09
Hat Tricks by a Rookie	2	Ray Ferraro, 1984-85

## NHL CAREER GOALTENDING LEADERS:

\*\* Minimum 15 Games Played \*\*

	GP	MINS	GA	GAA	W-L-T	SO
1. Trevor Kidd	72	4,043	158	2.34	28-31-9	5
2. Kevin Weekes	119	6,852	275	2.41	39-54-20	11
3. Arturs Irbe	309	17,815	741	2.50	130-121-44	20
4. Anton Khudobin	70	4,005	167	2.50	27-31-7	2
5. Tom Barrasso	34	1,908	83	2.61	13-12-5	2
<b>6. Cam Ward</b>	<b>512</b>	<b>29,321</b>	<b>1,332</b>	<b>2.73</b>	<b>246-191-53</b>	<b>22</b>
7. Martin Gerber	60	3,493	162	2.78	38-14-6	3
8. Manny Legace	28	1,472	69	2.81	10-7-5	1
9. Justin Peters	68	3,703	188	3.05	22-31-8	3
10. Sean Burke	281	15,893	819	3.09	107-131-29	11
11. Jeff Reese	37	1,838	96	3.13	8-17-4	2
12. Dan Ellis	19	997	52	3.13	6-8-2	1
13. Daryl Reaugh	20	1,010	53	3.15	7-7-1	1
14. John Grahame	45	2,364	125	3.17	15-20-3	0
15. Michael Leighton	29	1,537	82	3.20	8-12-2	0
16. Jason Muzzatti	52	2,604	140	3.23	13-21-8	1
17. Peter Sidorkiewicz	178	10,346	575	3.33	71-79-24	8
18. Mike Liut	252	14,705	823	3.36	115-111-19	13
19. Kay Whitmore	75	4,039	243	3.61	23-33-10	3
20. Al Smith	30	1,754	107	3.66	11-10-8	2
21. Steve Weeks	94	5,286	324	3.68	42-42-6	4
22. Frank Pietrangelo	44	2,663	182	4.10	12-27-3	0
23. Mario Gosselin	23	1,106	78	4.23	5-13-1	0
24. Greg Millen	219	12,963	919	4.25	62-120-33	4
25. John Garrett	122	7,088	506	4.28	36-57-27	0
26. Mike Veisor	69	3,809	309	4.87	17-37-9	3

## NHL INDIVIDUAL GAME RECORDS

### SINGLE GAME HIGHS FOR:

<b>MOST GOALS</b> .....	4 .....	Jordy Douglas, Feb. 3, 1980 – In a 5-3 win vs. NY Islanders at Springfield
.....	.....	Ron Francis, Feb. 12, 1984 – In an 11-0 win vs. Edmonton
.....	.....	<b>Eric Staal</b> , March 7, 2009 – In a 9-3 win at Tampa Bay
<b>MOST ASSISTS</b> .....	6 .....	Ron Francis, March 5, 1987 – In a 10-2 win vs. Boston
<b>MOST POINTS</b> .....	6 .....	Paul Lawless, Jan. 4, 1987 – In an 8-3 win vs. Toronto (2g, 4a)
.....	.....	Ron Francis, March 5, 1987 – In a 10-2 win vs. Boston (6a)
.....	.....	Ron Francis, Oct. 8, 1989 – In a 9-6 win at Quebec (3g, 3a)
.....	.....	<b>Eric Staal</b> , March 7, 2009 – In a 9-3 win at Tampa Bay
<b>MOST SHOTS</b> .....	13 .....	<b>Jeff Skinner</b> , March 13, 2014 – In a 4-2 win vs. Buffalo
<b>MOST PENALTY MINUTES</b> .....	42 .....	Ed Kastelic, Nov. 10, 1990 – In a 3-2 OT win at Minnesota
.....	.....	He received a minor, 2 majors, a misconduct and 2 game misconducts
.....	.....	Nick Kypreos, Dec. 11, 1992 – In a 9-3 loss at Buffalo
.....	.....	He received a minor, 2 majors, 2 misconducts and a game misconduct

### ROOKIE SINGLE GAME HIGHS FOR:

<b>MOST GOALS</b> .....	3 .....	Ray Ferraro, March 29, 1985 – In an 8-7 win vs. Edmonton
.....	.....	Michael Nylander, April 7, 1993 – In a 6-1 win at Ottawa
.....	.....	Erik Cole, Dec. 21, 2001 – In a 5-4 OT win vs. Atlanta
<b>MOST ASSISTS</b> .....	4 .....	Shane Willis, Jan. 7, 2001 – In a 5-2 win vs. NY Islanders
<b>MOST POINTS</b> .....	5 .....	Ray Ferraro, March 29, 1985 – In an 8-7 win vs. Edmonton (3g, 2a)
.....	.....	Michael Nylander, April 7, 1993 – In a 6-1 win at Ottawa (3g, 2a)
<b>MOST SHOTS</b> .....	10 .....	Sylvain Turgeon, Jan. 29, 1984 – In an 5-5 tie vs. Quebec
<b>MOST PENALTY MINUTES</b> .....	29 .....	Scott Daniels, Jan. 6, 1996 – In a 5-2 loss at Boston
.....	.....	He received a double-minor, a major, a 10-minute misconduct and a game misconduct

OPPONENTS INDIVIDUAL NHL GAME RECORDS

MOST GOALS IN A GAME

5 — Mark Pavelich (NY Rangers), Feb. 23, 1981 in an 11-3 win vs. Hartford; Mats Sundin (Quebec), March 5, 1992 in a 10-4 win at Hartford.

MOST ASSISTS IN A GAME

5 — Owen Nolan (Quebec), March 5, 1992 in a 10-4 win at Hartford; Phil Housley (Winnipeg), Jan. 18, 1993 in an 8-7 win vs. Hartford at Saskatoon; Lyle Odelein (Montreal), Feb. 2, 1994 in a 9-2 win vs. Hartford.

MOST POINTS IN A GAME

7 — Dino Ciccarelli (Washington) (4g, 3a), March 18, 1989 in an 8-2 win at Hartford; Mats Sundin (Quebec) (5g, 2a), March 5, 1992 in a 10-4 win at Hartford.

MOST PENALTY MINUTES IN A GAME

51 — Chris Chelios (Chicago) (3 minors, 1 major, 2 misconducts, 2 game misconducts), Oct. 14, 1993 in a 6-2 loss vs. Hartford. It was the league-high for a player in one game for the season. Chelios also received a four-game suspension and was fined \$500 by the NHL.

TEAM NHL GOALTENDING RECORDS

MOST GAMES

Career **512** *Cam Ward*, 2005-2015  
Season 77 Arturs Irbe, 2000-01

MOST MINUTES PLAYED

Career **29,321** *Cam Ward*, 2005-2015  
Season 4,405 Arturs Irbe, 2000-01

MOST SHUTOUTS

Career **22** *Cam Ward*, 2005-2015  
Season 6 Arturs Irbe, 1998-99, 2000-01  
Kevin Weekes, 2003-04; *Cam Ward*, 2008-09

LOWEST GOALS-AGAINST AVERAGE

Career (min. 30 games) 2.34 Trevor Kidd, 1997-99  
Season (min. 10 games) 2.17 Trevor Kidd, 1997-98

MOST WINS

Career **246** *Cam Ward*, 2005-2015  
Season 39 *Cam Ward*, 2008-09

MOST SAVES

Home 52 Mike Veisor, Nov. 2, 1982 in a 7-6 loss vs. Minnesota  
Road 57 *Cam Ward*, Oct. 25, 2008 in a 4-3 win at NY Islanders

LONGEST SHUTOUT SEQUENCE (INDIVIDUAL)

Home 187:58 Sean Burke, Jan. 2-24, 1994. Includes 4-0 shutout vs. Winnipeg on Jan. 5 and 6-0 shutout vs. NY Islanders on Jan. 8  
Road 234:28 Trevor Kidd, March 28-April 8, 1998. Includes shutouts against New Jersey (4-0), Montreal (1-0) and Boston (3-0)  
Overall 219:20 Trevor Kidd, March 28-April 8, 1998. Includes shutouts over New Jersey (4-0), Montreal (1-0) and Boston (3-0)

LONGEST SHUTOUT SEQUENCE (TEAM)

Home 158:05 Jan. 2-19, 1994. Includes 4-0 shutout vs. Winnipeg on Jan. 5 and 6-0 shutout vs. NY Islanders on Jan. 8  
Road 234:28 March 28-April 8, 1998. Includes shutouts over New Jersey (4-0), Montreal (1-0) and Boston (3-0)  
Overall 219:21 March 28-April 8, 1998. Includes shutouts over New Jersey (4-0), Montreal (1-0) and Boston (3-0)

BEST WINNING PERCENTAGE

Career (min. 60 decis.) **.537** *Cam Ward (224-167-53)*, 2005-2014  
Season (min. 10 decis.) .707 Martin Gerber (38-14-6), 2005-06

MOST CONSECUTIVE GAMES PLAYED

40 — Arturs Irbe, Nov. 4, 2000-Feb. 7, 2001 (21-15-3)

LONGEST UNDEFEATED STREAK

9 — Arturs Irbe, Dec. 31, 2000-Jan. 18, 2001 (7W, 2T)  
9 — *Cam Ward*, March 18-April 7, 2009 (9W)

LONGEST WINNING STREAK

9 — *Cam Ward*, March 18-April 7, 2009

LONGEST WINLESS STREAK

12 — Peter Sidorkiewicz, Jan. 4-Feb. 19, 1992 (7L, 5T)  
Jeff Reese, Dec. 4, 1993-April 7, 1994 (9L, 3T)

LONGEST LOSING STREAK

11 — Kevin Weekes, Dec. 27, 2002-Feb. 11, 2003

SEASON	GOAL SCORING	ASSISTS	TOTAL POINTS
1972-73 (WHA)	53—WEBSTER, Tom	61—CAFFERY, Terry	103—WEBSTER, Tom
1973-74 (WHA)	43—WEBSTER, Tom	48—FRENCH, John	72—FRENCH, John
1974-75 (WHA)	40—WEBSTER, Tom	40—FRENCH, John	74—CARLETON, Wayne
1975-76 (WHA)	35—BACKSTROM, Ralph	50—WEBSTER, Tom	83—BACKSTROM, Ralph
1976-77 (WHA)	40—ANTONOVICH, Mike	63—KEON, Dave	90—KEON, Dave
1977-78 (WHA)	34—HOWE, Gordie	62—HOWE, Gordie	96—HOWE, Gordie
1978-79 (WHA)	42—HOWE, Mark	65—HOWE, Mark	107—HOWE, Mark
1979-80 (NHL)	56—STOUGHTON, Blaine*	61—ROGERS, Mike	105—ROGERS, Mike*
1980-81 (NHL)	43—STOUGHTON, Blaine	65—ROGERS, Mike	105—ROGERS, Mike*
1981-82 (NHL)	52—STOUGHTON, Blaine	45—HOWE, Mark	91—STOUGHTON, Blaine
1982-83 (NHL)	45—STOUGHTON, Blaine	59—FRANCIS, Ron	90—FRANCIS, Ron
1983-84 (NHL)	40—TURGEON, Sylvain	60—FRANCIS, Ron	87—JOHNSON, Mark
1984-85 (NHL)	31—TURGEON, Sylvain	57—FRANCIS, Ron	81—FRANCIS, Ron
1985-86 (NHL)	45—TURGEON, Sylvain	55—BABYCH, Dave	79—TURGEON, Sylvain
1986-87 (NHL)	40—DINEEN, Kevin	63—FRANCIS, Ron	93—FRANCIS, Ron
1987-88 (NHL)	27—WILSON, Carey	50—FRANCIS, Ron	75—FRANCIS, Ron
1988-89 (NHL)	45—DINEEN, Kevin	48—FRANCIS, Ron	89—DINEEN, Kevin
1989-90 (NHL)	44—VERBEEK, Pat	69—FRANCIS, Ron*	101—FRANCIS, Ron
1990-91 (NHL)	43—VERBEEK, Pat	71—CULLEN, John (63 with Pit.)	110—CULLEN, John (94 with Pit.)
1991-92 (NHL)	27—CRAVEN, Murray (3 with Phi.)	51—CULLEN, John	77—CULLEN, John
1992-93 (NHL)	46—SANDERSON, Geoff	65—CASSELS, Andrew	89—SANDERSON, Geoff
1993-94 (NHL)	41—SANDERSON, Geoff	42—CASSELS, Andrew	75—VERBEEK, Pat
1994-95 (NHL)	18—SANDERSON, Geoff	30—CASSELS, Andrew	37—CASSELS, Andrew
1995-96 (NHL)	44—SHANAHAN, Brendan	47—BROWN, Jeff (16 with Van.)	78—SHANAHAN, Brendan
1996-97 (NHL)	36—SANDERSON, Geoff	44—CASSELS, Andrew	67—SANDERSON, Geoff
1997-98 (NHL)	26—KAPANEN, Sami —PRIMEAU, Keith	37—KAPANEN, Sami —PRIMEAU, Keith	63—KAPANEN, Sami —PRIMEAU, Keith
1998-99 (NHL)	30—PRIMEAU, Keith	35—KAPANEN, Sami	62—PRIMEAU, Keith
1999-00 (NHL)	25—O'NEILL, Jeff	50—FRANCIS, Ron	73—FRANCIS, Ron
2000-01 (NHL)	41—O'NEILL, Jeff	50—FRANCIS, Ron	67—O'NEILL, Jeff
2001-02 (NHL)	31—O'NEILL, Jeff	50—FRANCIS, Ron	77—FRANCIS, Ron
2002-03 (NHL)	30—O'NEILL, Jeff	35—FRANCIS, Ron	61—O'NEILL, Jeff
2003-04 (NHL)	19—VASICEK, Josef	33—WILLIAMS, Justin (20 with Phi.)	45—VASICEK, Josef
2005-06 (NHL)	45—STAAL, Eric	55—STAAL, Eric —STILLMAN, Cory	100—STAAL, Eric
2006-07 (NHL)	33—WILLIAMS, Justin	56—BRIND'AMOUR, Rod	83—WHITNEY, Ray
2007-08 (NHL)	38—STAAL, Eric	44—STAAL, Eric	82—STAAL, Eric
2008-09 (NHL)	40—STAAL, Eric	53—WHITNEY, Ray	77—WHITNEY, Ray
2009-10 (NHL)	30—JOKINEN, Jussi	41—STAAL, Eric	70—STAAL, Eric
2010-11 (NHL)	33—STAAL, Eric	43—STAAL, Eric	76—STAAL, Eric
2011-12 (NHL)	24—STAAL, Eric	46—STAAL, Eric	70—STAAL, Eric
2012-13 (NHL)	23—TLUSTY, Jiri	35—STAAL, Eric	53—STAAL, Eric
2013-14 (NHL)	33—SKINNER, Jeff	40—STAAL, Eric	61—STAAL, Eric
2014-15 (NHL)	23—STAAL, Eric	34—FAULK, Justin	54—STAAL, Eric
SEASON	GAME WINNING GOALS	POWER PLAY GOALS	SHORTHANDED GOALS
1972-73 (WHA)	7—CAFFERY, Terry	12—WEBSTER, Tom	4—EARL, Tom
1973-74 (WHA)	9—WEBSTER, Tom	9—BLACKBURN, Don	2—CHARLEBOIS, Bob
1974-75 (WHA)	9—WEBSTER, Tom	7—BLACKBURN, Don —WEBSTER, Tom	2—SWAIN, Garry
1975-76 (WHA)	11—WEBSTER, Tom	12—PLEAU, Larry	6—EARL, Tom
1976-77 (WHA)	6—ANTONOVICH, Mike	12—LYLE, George	3—McKENZIE, John
1977-78 (WHA)	8—HOWE, Gordie	16—HOWE, Gordie	5—KEON, Dave
1978-79 (WHA)	6—LACROIX, Andre	13—HOWE, Mark	6—HOWE, Mark
1979-80 (NHL)	9—STOUGHTON, Blaine*	16—STOUGHTON, Blaine	2—ROGERS, Mike —STOUGHTON, Blaine —HOWE, Mark
1980-81 (NHL)	6—STOUGHTON, Blaine	10—ROGERS, Mike —STOUGHTON, Blaine	4—ROGERS, Mike
1981-82 (NHL)	4—STOUGHTON, Blaine —SULLIMAN, Doug	14—LAROCHE, Pierre	1—Six Players
1982-83 (NHL)	8—STOUGHTON, Blaine	10—STOUGHTON, Blaine	3—JOHNSON, Mark
1983-84 (NHL)	5—FRANCIS, Ron —NEUFELD, Ray	18—TURGEON, Sylvain	2—QUENNEVILLE, Joel
1984-85 (NHL)	4—MALONE, Greg	12—NEUFELD, Ray	4—DINEEN, Kevin
1985-86 (NHL)	8—DINEEN, Kevin	14—FERRARO, Ray	3—Four Players
1986-87 (NHL)	7—FRANCIS, Ron —DINEEN, Kevin	14—FERRARO, Ray	3—TIPPETT, Dave
1987-88 (NHL)	8—WILSON, Carey	13—TURGEON, Sylvain	3—GAVIN, Stewart
1988-89 (NHL)	7—FERRARO, Ray	20—DINEEN, Kevin	2—TIPPETT, Dave
1989-90 (NHL)	5—FRANCIS, Ron —VERBEEK, Pat —YOUNG, Scott	15—FRANCIS, Ron	2—Four Players
1990-91 (NHL)	5—VERBEEK, Pat	15—VERBEEK, Pat	1—Five Players
1991-92 (NHL)	4—CRAVEN, Murray	13—BROWN, Rob	4—CRAVEN, Murray
1992-93 (NHL)	6—VERBEEK, Pat	21—SANDERSON, Geoff*	3—CASSELS, Andrew
1993-94 (NHL)	6—SANDERSON, Geoff	15—VERBEEK, Pat —SANDERSON, Geoff	1—Seven Players (Paul Ranheim had 2, both with CHI)
1994-95 (NHL)	4—SANDERSON, Geoff	4—SANDERSON, Geoff —RICE, Steven —CARSON, Jimmy	1—TURCOTTE, Darren —KRON, Robert —NIKOLISHIN, Andrei
1995-96 (NHL)	7—SANDERSON, Geoff	17—SHANAHAN, Brendan	2—SHANAHAN, Brendan —SANDERSON, Geoff
1996-97 (NHL)	4—KRON, Robert —DINEEN, Kevin —SANDERSON, Geoff	12—SANDERSON, Geoff	3—PRIMEAU, Keith —RANHEIM, Paul

# LEADERS BY SEASON

SEASON	GAME WINNING GOALS	POWER PLAY GOALS	SHORTHANDED GOALS
1997-98 (NHL)	5—KAPANEN, Sami	7—PRIMEAU, Keith —O'NEILL, Jeff	3—PRIMEAU, Keith
1998-99 (NHL)	7—KAPANEN, Sami	9—PRIMEAU, Keith	2—RANHEIM, Paul
1999-00 (NHL)	7—O'NEILL, Jeff	12—ROBERTS, Gary	1—KRON, Robert —BRIND'AMOUR, Rod —WESTLUND, Tommy
2000-01 (NHL)	6—WILLIS, Shane	17—O'NEILL, Jeff	2—OZOLINSH, Sandis —DIMAIO, Rob
2001-02 (NHL)	6—O'NEILL, Jeff	14—FRANCIS, Ron	2—BRIND'AMOUR, Rod
2002-03 (NHL)	7—O'NEILL, Jeff	11—O'NEILL, Jeff	2—COLE, Erik
2003-04 (NHL)	5—VASICEK, Josef	7—O'NEILL, Jeff	5—ADAMS, Kevyn*
2005-06 (NHL)	8—COLE, Erik	19—BRIND'AMOUR, Rod —STAAL, Eric	4—STAAL, Eric —WILLIAMS, Justin
2006-07 (NHL)	8—WILLIAMS, Justin	12—STAAL, Eric —WILLIAMS, Justin	2—BRIND'AMOUR, Rod —COMMODORE, Mike —LaROSE, Chad —WILLIAMS, Justin
2007-08 (NHL)	7—STAAL, Eric	14—STAAL, Eric	2—WALKER, Scott
2008-09 (NHL)	8—STAAL, Eric	14—STAAL, Eric	2—CULLEN, Matt
2009-10 (NHL)	6—JOKINEN, Jussi	13—STAAL, Eric	2—LaROSE, Chad
2010-11 (NHL)	9—COLE, Erik	12—STAAL, Eric	2—KOSTOPOULOS, Tom
2011-12 (NHL)	5—LaROSE, Chad —SKINNER, Jeff	7—STAAL, Eric	3—STAAL, Eric
2012-13 (NHL)	4—STAAL, Eric	5—SKINNER, Jeff	3—STAAL, Eric —SUTTER, Brandon
2013-14 (NHL)	6—SKINNER, Jeff	11—SKINNER, Jeff	1—DWYER, Patrick —FAULK, Justin —STAAL, Eric
2014-15 (NHL)	4—STAAL, Eric —FAULK, Justin —LINDHOLM, Elias	7—STAAL, Eric —FAULK, Justin	2—DWYER, Patrick —GERBE, Nathan —STAAL, Eric —TLUSTY, Jiri
2—FAULK, Justin			
SEASON	GOALS-AGAINST AVERAGE	SHUTOUTS	PENALTY MINUTES
1972-73 (WHA)	3.18—SMITH, Al	3—SMITH, Al	114—SELWOOD, Brad
1973-74 (WHA)	3.08—SMITH, Al	2—SMITH, Al	148—LEY, Rick
1974-75 (WHA)	3.47—SMITH, Al	2—SMITH, Al	144—FOTIU, Nick
1975-76 (WHA)	3.42—ABRAHAMSSON, Christer	2—ABRAHAMSSON, Christer	205—BUSNIUK, Ron
1976-77 (WHA)	3.12—RAEDER, Cap	2—RAEDER, Cap	215—BUTTERS, Bill
1977-78 (WHA)	3.22—SMITH, Al	3—LEVASSEUR, Louis	192—CARLSON, Jack
1978-79 (WHA)	3.31—SMITH, Al	2—GARRETT, John	148—HANGSLEBEN, Alan
1979-80 (NHL)	3.66—SMITH, Al	2—SMITH, Al	107—FOTIU, Nick
1980-81 (NHL)	4.48—VEISOR, Mike	1—VEISOR, Mike	190—ROWE, Tom
1981-82 (NHL)	4.21—GARRETT, John	—NONE	242—HOWATT, Garry
1982-83 (NHL)	4.83—MILLEN, Greg	1—MILLEN, Greg —VEISOR, Mike	216—ADAMS, Greg
1983-84 (NHL)	3.71—MILLEN, Greg	2—MILLEN, Greg	198—ROBERTSON, Torrie
1984-85 (NHL)	3.58—LIUT, Mike	2—WEEKES, Steve	337—ROBERTSON, Torrie
1985-86 (NHL)	3.61—LIUT, Mike	2—LIUT, Mike	358—ROBERTSON, Torrie*
1986-87 (NHL)	3.23—LIUT, Mike	4—LIUT, Mike*	202—MacDERMID, Paul
1987-88 (NHL)	3.18—LIUT, Mike	2—LIUT, Mike	291—ROBERTSON, Torrie
1988-89 (NHL)	3.03—SIDORKIEWICZ, Peter	4—SIDORKIEWICZ, Peter	181—SAMUELSSON, Ulf
1989-90 (NHL)	2.64—LIUT, Mike	3—LIUT, Mike	228—VERBEEK, Pat
1990-91 (NHL)	3.15—REAUGH, Daryl	1—REAUGH, Daryl —SIDORKIEWICZ, Peter	246—VERBEEK, Pat
1991-92 (NHL)	3.34—SIDORKIEWICZ, Peter	3—WHITMORE, Kay	243—VERBEEK, Pat
1992-93 (NHL)	3.94—GOSSELIN, Mario	—NONE	325—KYPREOS, Nick
1993-94 (NHL)	2.99—BURKE, Sean	2—BURKE, Sean	246—POTVIN, Marc
1994-95 (NHL)	2.68—BURKE, Sean	—NONE	141—CHASE, Kelly
1995-96 (NHL)	3.11—BURKE, Sean	4—BURKE, Sean	254—DANIELS, Scott
1996-97 (NHL)	2.69—BURKE, Sean	4—BURKE, Sean	218—GRIMSON, Stu
1997-98 (NHL)	2.17—KIDD, Trevor*	3—KIDD, Trevor	204—GRIMSON, Stu
1998-99 (NHL)	2.22—IRBE, Arturs	6—IRBE, Arturs*	178—ROBERTS, Gary
1999-00 (NHL)	2.42—IRBE, Arturs	5—IRBE, Arturs	90—PRATT, Nolan
2000-01 (NHL)	2.45—IRBE, Arturs	6—IRBE, Arturs*	159—KARPA, Dave
2001-02 (NHL)	2.54—IRBE, Arturs	3—IRBE, Arturs	106—LANGDON, Darren
2002-03 (NHL)	2.55—WEEKES, Kevin	5—WEEKES, Kevin	141—HILL, Sean
2003-04 (NHL)	2.41—WEEKES, Kevin	6—WEEKES, Kevin*	127—BOULERICE, Jesse
2005-06 (NHL)	2.78—GERBER, Martin	3—GERBER, Martin	138—COMMODORE, Mike
2006-07 (NHL)	2.85—GRAHAME, John	2—WARD, Cam	113—COMMODORE, Mike
2007-08 (NHL)	2.75—WARD, Cam	4—WARD, Cam	115—WALKER, Scott
2008-09 (NHL)	2.44—WARD, Cam	6—WARD, Cam	79—RUUTU, Tuomo
2009-10 (NHL)	2.69—WARD, Cam	1—LEGACE, Manny	106—KOSTOPOULOS, Tom
2010-11 (NHL)	2.56—WARD, Cam	4—WARD, Cam	85—GLEASON, Tim
2011-12 (NHL)	2.48—PETERS, Justin	5—WARD, Cam	76—ALLEN, Bryan
2012-13 (NHL)	2.84—WARD, Cam	1—ELLIS, Dan —PETERS, Justin	54—STAAL, Eric
2013-14 (NHL)	2.30—KHUODOBIN, Anton	1—KHUODOBIN, Anton —PETERS, Justin	74—STAAL, Eric
2014-15 (NHL)	2.40—WARD, Cam	1—KHUODOBIN, Anton —WARD, Cam	74—MALONE, Brad

## STREAKS / SUPERLATIVES / HOME / AWAY

### LONGEST UNBEATEN STREAKS

#### OVERALL

Jan. 20-Feb. 10, 1982	10	6w-4t
March 18-April 7, 2009	9	9w
Dec. 31-Jan. 19, 2006	9	9w
Oct. 22-Nov. 11, 2005	9	9w
Dec. 31-Jan. 18, 2001	9	7w-2t
March 9-29, 1985	9	7w-2t
March 15-April 1, 1986	8	6w-2t
Feb. 5-March 4, 2010	7	7w
Oct. 17-Nov. 4, 1987	7	5w-2t

#### AT HOME

Feb. 20-April 7, 2009	12	12w
Dec. 31-Jan. 28, 2006	9	9w
Dec. 15-Jan. 18, 2001	9	8w-1t
Jan. 24-March 11, 2010	8	8w
Jan. 23-March 21, 2002	8	1w-7t
March 15-April 5, 1986	7	5w-2t
Oct. 18-Nov. 1, 1980	6	4w-2t
March 10-29, 1985	6	5w-1t
Feb. 25-March 7, 1987	6	5w-1t
Nov. 28-Dec. 23, 1992	6	3w-3t
Nov. 2-19, 2001	6	4w-2t

#### ON ROAD

Nov. 11-Dec. 5, 1996	8	4w-4t
Jan. 23-Feb. 10, 1982	6	3w-3t
Nov. 30-Dec. 26, 1989	6	5w-1t
Nov. 10-Dec. 7, 1990	6	6w

### LONGEST WIN STREAKS

#### OVERALL

March 18-April 7, 2009	9
Dec. 31-Jan. 19, 2006	9
Oct. 22-Nov. 11, 2005	9

#### AT HOME

Feb. 20-April 7, 2009	12
-----------------------	----

#### ON ROAD

Nov. 10-Dec. 7, 1990	6
----------------------	---

### MONTHLY SUPERLATIVES

	BEST RECORD		WORST RECORD		
	W-L-T/OT-OTL	PTS	W-L-T-OTL	PTS	
OCTOBER					
2005-06	8-2-1	17	1982-83	2-6-2	6
2007-08	7-3-3	17	1992-93	3-8-0	6
2001-02	6-5-0-2	14	2014-15	0-6-2	2
NOVEMBER					
2006-07	9-5-1	19	2009-10	3-10-2	8
2002-03	6-3-3-2	17	1980-81	3-8-2	8
2005-06	8-5-0	16	1982-83	3-8-1	7
1986-87	7-3-2	16	1992-93	3-8-1	7
2001-02	6-6-4-0	16	1984-85	2-7-2	6
DECEMBER					
2001-02	8-2-1-3	20	1999-00	3-8-1	7
2005-06	8-3-3	19	1991-92	3-8-1	7
1986-87	8-5-3	19	1995-96	2-10-3	7
			2014-15	3-10-1	7
			1979-80	1-8-3	5
JANUARY					
2005-06	13-1-0	26	2002-03	2-10-1-2	7
2013-14	10-4-0	20	1996-97	3-10-1	7
2009-10	9-5-0	18	1980-81	2-10-3	7
2010-11	8-4-2	18	1982-83	3-10-1	7
2000-01	8-4-2-0	18	1992-93	3-11-1	7
1995-96	8-4-1	17	1991-92	1-7-3	5
1987-88	8-6-1	17	1994-95	1-2-2	4
			2012-13	2-3-0	4
FEBRUARY					
2012-13	8-5-1	17	2002-03	1-6-3-1	6
1979-80	7-5-2	16	1992-93	3-7-0	6
2011-12	6-1-4	16	1982-83	3-10-0	6
1983-84	7-5-1	15	1985-86	2-10-1	5
1986-87	7-4-0	15	2001-02	2-3-1	5
2007-08	7-5-1	15	2005-06	2-3-0	4
2014-15	7-4-1	15	2013-14	1-4-0	2
MARCH					
2008-09	10-1-2	22	2002-03	4-9-2-0	10
1985-86	9-3-2	20	1990-91	3-8-4	10
2009-10	9-5-2	20	1993-94	4-10-1	9
2005-06	9-5-2	20	1980-81	3-9-2	8
1989-90	9-5-2	20	1982-83	3-10-1	7
APRIL					
1994-95	6-8-0	12	2007-08	1-2-0	2
			2003-04	0-1-1-0	1
			2002-03	0-3-0-0	0

### BEST ALL-TIME HOME STANDS

(Unbeaten records do not include games lost in overtime or a shootout)

#### THREE-GAME STANDS

Team was unbeaten in the following:

<b>3-0-0</b>	Jan. 21-24, 1988
	March 21-25, 1990
	Oct. 7-14, 1995
	March 13-18, 1996
	March 18-23, 2001
	Oct. 24-28, 2005
	Jan. 10-Jan. 15, 2006
	March 18-21, 2009
	Feb. 9-13, 2010
<b>2-0-1</b>	Nov. 21-25, 1979
	Jan. 27-31, 1982
	March 6-10, 1982
	March 27-April 2, 1983
	Oct. 24-31, 1987
	Dec. 29-Jan. 4, 1991-92
	Nov. 29-Dec. 4, 1998
	Nov. 2-6, 2001

### BEST ALL-TIME ROAD TRIPS

(Unbeaten records do not include games lost in overtime or a shootout)

#### THREE-GAME TRIPS

Team earned at least one point in each game of the following:

<b>2-0-1</b>	Feb. 1-5, 1984
	Dec. 18-21, 1987
	Nov. 12-16, 1996
	April 1-4, 2001
	Dec. 26-31, 2001
	March 29-April 1, 2010
<b>1-0-2</b>	Feb. 8-13, 2012

#### FOUR-GAME TRIPS

Team was unbeaten in the following:

<b>2-0-2</b>	Feb. 2-10, 1982
	Nov. 29-Dec. 5, 1996
<b>1-0-3-0</b>	Oct. 18-25, 2003

Team earned at least one point in each game of the following:

<b>2-0-1-1</b>	Feb. 23-29, 2004
----------------	------------------

### FOUR-GAME STANDS

Team was unbeaten in the following:

<b>4-0-0</b>	March 17-24, 1985
<b>3-0-1</b>	Oct. 18-25, 1980

### FIVE-GAME STANDS

Team was unbeaten in the following:

<b>5-0-0</b>	Dec. 13-Dec. 23, 2005
<b>4-0-1</b>	Dec. 31-Jan. 9, 2000-01
<b>3-0-2</b>	March 22-April 1, 1986

### SIX-GAME STANDS

Team was unbeaten in the following:

<b>5-0-1</b>	Feb. 25-March 7, 1987
--------------	-----------------------

### SEVEN-GAME STANDS

Team had two seven-game home stands:

<b>4-2-1</b>	Feb. 21-March 7, 1997
<b>4-3-0-0</b>	Dec. 27-Jan. 8, 2003-04

### NINE-GAME STANDS

Team earned points in each game of its lone nine-game home stand:

<b>4-0-3-2</b>	Oct. 30-Nov. 19, 2002
----------------	-----------------------

### FIVE-GAME TRIPS

Team's best records:

<b>4-1-0</b>	Feb. 28-March 8, 1998
<b>3-0-0-2</b>	March 13-20, 2004
<b>3-1-1</b>	Dec. 4-16, 2010
<b>3-2-0</b>	Jan. 24-Feb. 1, 1987
	Jan. 11-19, 1988
<b>2-1-2</b>	March 4-11, 2006
<b>2-1-1-1</b>	Feb. 1-14, 2001

### SIX-GAME TRIPS

Team's only six-game road trips:

<b>5-1-0</b>	Jan. 30-Feb. 11, 1996
<b>4-1-1</b>	Feb. 2-Feb. 12, 2013
<b>3-1-2</b>	Oct. 6-22, 2007
	Oct. 17-30, 2008
<b>3-2-1</b>	Feb. 1-12, 1994
	Nov. 29-Dec. 10, 2005
<b>2-4-0</b>	Jan. 25-Feb 8, 1997

### SEVEN-GAME TRIP

Team's only seven-game road trip:

<b>3-3-1</b>	Oct. 7-21, 2006
--------------	-----------------

### EIGHT-GAME TRIP

Team's only eight-game road trip:

<b>5-3-0</b>	Feb. 7-March 7, 2002
--------------	----------------------

# BEST COMEBACKS

**MARCH 19, 1980 (AT HARTFORD)** — Hartford trailed Montreal in the third period 5-1, but came back with four goals to tie the game. Blaine Stoughton tied the game at 19:48 of the third period.

**FEBRUARY 15, 1981 (AT HARTFORD)** — The Whalers trailed Chicago 4-1 at the 14-minute mark of the second period, but came back to gain a 4-4 tie. Pat Boutette scored the tying goal at 2:20 of the third period.

**NOVEMBER 20, 1982 (AT HARTFORD)** — Hartford trailed Calgary 3-0 after the first period, but eventually gained a 4-4 tie when Pierre Larouche scored with just 36 seconds to play in the third period.

**FEBRUARY 1, 1984 (AT DETROIT)** — Hartford trailed Detroit 6-3 with 10 minutes left in the game, but came back to get a 6-6 tie on goals by Ray Neufeld, Risto Siltanen and then Ron Francis with just 2:03 to play.

**OCTOBER 10, 1985 (AT BUFFALO)** — Buffalo jumped off to a quick 3-0 lead in the season opener, but the Whalers battled back and eventually posted a 5-4 victory on Bobby Crawford's goal at 18:49 of the third period.

**NOVEMBER 9, 1985 (AT QUEBEC)** — Hartford trailed Quebec 3-0 after two periods but came back with four goals in the third period to win it 4-3. Joel Quenneville scored the winner for Hartford at 15:24 of the final period.

**DECEMBER 13, 1985 (AT BUFFALO)** — Hartford trailed Buffalo 4-1 in the second period but eventually posted a 5-4 victory. Paul Lawless, who had three goals in the game, scored the game-winner at 19:18 of the third period.

**OCTOBER 11, 1986 (AT HARTFORD)** — Hartford trailed Calgary 5-2 in the third period of the season opener, but scored four straight goals in the final 13:28 of play to post a 6-5 victory. Joel Quenneville scored the dramatic game-winner at 19:40 with the Whalers shorthanded.

**NOVEMBER 16, 1987 (AT MONTREAL)** — Hartford trailed Montreal 3-0 midway through the game, but goals by Mike Millar, Brent Peterson and Stewart Gavin (Gavin's with 37 seconds left in regulation time) gave Hartford a 3-3 tie.

**DECEMBER 8, 1988 (AT HARTFORD)** — Hartford trailed the New York Rangers 4-1 at 15:24 of the second period. Ron Francis tallied a late goal in that stanza to reduce the deficit to 4-2, and then the Whalers registered three goals in a span of 9:42 of the third period to win it. Tom Martin scored the game-winner at 14:44.

**JANUARY 19, 1989 (AT HARTFORD)** — Montreal built up a 4-0 lead by the 13:01 mark of the second period. Dave Tippett scored late in the second stanza to make it 4-1, and the Whalers registered four goals in a 5:43 span of the third period to take the lead, with Jody Hull getting the eventual game-winner. Kevin Dineen scored into an empty net to clinch the 6-4 win.

**NOVEMBER 23, 1990 (AT BOSTON)** — Hartford trailed Boston 3-0 after two periods but took advantage of two major penalties by the Bruins to score four power-play goals to beat the Bruins 4-3. Pat Verbeek had two goals and two assists to pace the victory.

**DECEMBER 13, 1991 (AT BUFFALO)** — Hartford trailed Buffalo 3-0 after the first period but scored five unanswered second period goals, two by Zarley Zalapski, en route to an 8-4 win. It was Friday the 13th.

**FEBRUARY 9, 1992 (AT HARTFORD)** — Down 4-1 in the third period, Hartford scored three goals in a span of 3:25 to tie the Minnesota North Stars 4-4. Jim McKenzie scored two goals, Steve Konroyd the other. Zarley Zalapski had three assists.

**FEBRUARY 27, 1993 (AT QUEBEC)** — Down 3-0 after the first 8:19 of the game, Hartford scored five unanswered goals in a 5-3 win.

**APRIL 10, 1994 (AT TAMPA BAY)** — Down 3-0 after the first 3:58 of the game, Hartford scored three times in 4:58 to tie the score after the first period. They went on to win 6-4.

**MARCH 14, 1995 (AT NY ISLANDERS)** — Down 3-0 before scoring at 7:50 of the second period, Hartford scored five straight goals to take a 5-3 lead by 2:41 of the third period. They went on to win 6-4.

**NOVEMBER 23, 1997 (AT CALGARY)** — Calgary jumped out to a 3-0 lead in the second period before Carolina responded with a goal with one minute remaining in the period and two scores in the third to end up with a 3-3 tie. Nelson Emerson scored the game-tying goal with 5:24 left in the third period.

**NOVEMBER 5, 1998 (AT NY ISLANDERS)** — After allowing three goals in the first 11:59 of the game, Carolina scored in the first and second periods to close the gap to 3-2 entering the third period. Carolina tallied three goals (Jeff O'Neill, Martin Gelinas and Kent Manderville) in a 3:20 span early in the third period for a 6-3 victory.

**MARCH 15, 1999 (AT PHOENIX)** — Carolina surrendered two goals to Phoenix in the first 1:12 of the game and trailed 3-1 after the first period. After trading goals in the second period, Carolina was in a 5-2 hole with 11:51 remaining. Ron Francis and Jeff O'Neill tallied goals in a 5:57 span to close the deficit to one. Martin Gelinas notched the game-tying goal with 1:34 remaining in the third period to tie the game 5-5.

**JANUARY 7, 2000 (AT CAROLINA)** — After trailing 4-0 to Anaheim midway through the second period, Andrei Kovalenko scored at the 17:34 mark of the second period. Jeff O'Neill scored twice and Glen Wesley added another in the third period to tie the score at 4-4.

**\*MAY 9, 2002 (AT MONTREAL)** — In Game 4 of the Eastern Conference Semifinals, Carolina trailed Montreal 3-0 heading into the third period. Sean Hill scored a power play goal at 3:57 of the third period and Bates Battaglia cut the lead to one at 12:43. Erik Cole tied the game with 41 seconds left in regulation with Carolina skating with an extra attacker. Then, defenseman Niclas Wallin won it with a shot from the right point at 3:14 of the overtime period to give Carolina the momentum and propel the Hurricanes to the series victory in six games.

**\*JUNE 5, 2006 (AT CAROLINA)** — In Game 1 of the Stanley Cup Finals, Carolina trailed Edmonton 3-0 before Rod Brind'Amour put the Hurricanes on the board with 2:43 remaining in the second period. Ray Whitney opened the third period with an even-strength goal at the 1:40 mark and added a power-play goal at 5:09 to even the score 3-3. Justin Williams gave Carolina a 4-3 lead at the 10:02 mark before Edmonton's Ales Hemsky tied it 4-4 with 6:29 remaining in regulation. Brind'Amour iced the game with 32 seconds remaining in regulation to give Carolina its first Stanley Cup Finals victory en route to a 4-3 series triumph and the franchise's first championship.

**JANUARY 11, 2007 (AT CAROLINA)** — Trailing 3-0 after two periods, Chad LaRose broke up Alex Auld's shutout bid 1:40 into the third frame. Subsequently, Erik Cole (3:06), Scott Walker (8:02), Cory Stillman (9:35) and Craig Adams (10:02) combined for four more goals in the 9:22 following LaRose's tally to give Carolina a 5-3 lead. Olli Jokinen made the game 5-4 with 56 seconds remaining in regulation, but former Panthers winger Ray Whitney iced the 6-4 win for Carolina with just 13 seconds to play.

**APRIL 7, 2007 (AT CAROLINA)** — In the final game of the season, Carolina trailed Florida 4-1, 12:14 into the second period with David Tanabe's goal at 5:46 of the second the lone high point for the home team. Then, 5:31 into the third period, Tanabe again scored to bring the Hurricanes to within two goals. At the 12:13 mark of the third, Erik Cole scored to make it 4-3, followed by Eric Staal who tied the game with just 4:23 remaining in regulation. John Grahame stopped Bryan Allen's penalty shot 2:37 into overtime, and Rod Brind'Amour sent the Hurricanes into the offseason with a win when he beat netminder Craig Anderson with 24 seconds left in the extra frame.

**OCTOBER 11, 2008 (AT TAMPA BAY)** — In just the second game of the regular season, Carolina trailed 3-0 late in the second period. Rod Brind'Amour got the Hurricanes' rally started with less than one minute remaining in the second frame, and Matt Cullen used a power-play goal 1:56 into the third to cut the Lightning lead to one. Eric Staal tied the game 3-3 with 10:04 remaining in regulation. The Hurricanes peppered goaltender Mike Smith with five shots in the overtime period, the last coming when Staal notched his second of the game with 24 seconds remaining. It marked just the second three-goal comeback for Carolina since the team's relocation in 1997.

**\*APRIL 28, 2009 (AT NEW JERSEY)** — THE SHOCK AT THE ROCK: Carolina trailed New Jersey 3-2 with 1:20 remaining in Game 7 of the Eastern Conference Quarterfinals at the Prudential Center when Jussi Jokinen one-timed a pass from Joni Pitkanen to tie the game. Eric Staal then notched the game-winner when he fired a shot under Martin Brodeur's right shoulder with 32 seconds remaining. Staal's goal marked the latest game-winning goal in the third period of a Game 7 in Stanley Cup playoffs history, and Jokinen's and Staal's goals in the final 1:20 also marked the latest in a Game 7 that a team trailed in regulation and came back to win.

**DECEMBER 31, 2013 (AT CAROLINA)** — Down 3-0 through two periods, the Hurricanes appeared to be en route to a disappointing end to 2013. But, after the teams started the third period 4-on-4, Canadiens defenseman Andrei Markov took a penalty just 11 seconds into the frame that led to Jeff Skinner's 4-on-3 power-play goal at 1:38. Skinner struck again 37 seconds later during the ensuing 5-on-4 before Staal tied the game 3-3 at 4:07. Manny Malhotra's goal at 8:16 gave the Hurricanes a short-lived lead that P.K. Subban nullified two minutes later. The score remained 4-4 until Carolina's Alexander Semin beat Carey Price at 3:27 of overtime to seal the win. The dramatic victory propelled the Hurricanes into their 14-game January schedule that saw the team post 10 wins in a month for just the third time in its history.

*\* Playoff game*



## 1979-80 THROUGH 2014-15

(Minimum 70-Game Season For "Fewest" Records; OTLs do not count as losses)

		—OVERALL—			—AT HOME—			—ON ROAD—		
<b>POINTS:</b>	<b>MOST</b>	112	(2005-06)		64	(2005-06)		48	(2001-02, 2005-06)	
	<b>FEWEST</b>	45	(1982-83)		29	(1992-93)		14	(1982-83)	
<b>WINS:</b>	<b>MOST</b>	52	(2005-06)		31	(2005-06)		21	(1989-90, 2005-06)	
	<b>FEWEST</b>	19	(1982-83)		12	(1992-93, 2002-03)		5	(1979-80)	
<b>LOSSES:</b>	<b>MOST</b>	54	(1982-83)		25	(1992-93)		32	(1982-83)	
	<b>FEWEST</b>	22	(2005-06)		8	(2005-06)		13	(2001-02)	
<b>TIES:</b>	<b>MOST</b>	19	(1979-80)		11	(2001-02)		13	(1979-80)	
	<b>FEWEST</b>	4	(1985-86)		2	(1985-86, 1988-89)		1	(1992-93, 1997-98)	
<b>GOALS SCORED:</b>	<b>MOST</b>	332	(1985-86)		181	(1985-86)		151	(1985-86)	
	<b>FEWEST</b>	171	(2002-03)		84	(2002-03)		83	(2000-01)	
<b>GOALS ALLOWED:</b>	<b>MOST</b>	403	(1982-83)		176	(1992-93)		234	(1982-83)	
	<b>FEWEST</b>	202	(1998-99)		96	(1998-99)		106	(1998-99)	
<b>SHUTOUTS:</b>	<b>MOST</b>	8	(1998-99)		5	(1998-99, 2011-12)		3	(1984-85, 1989-90, 1997-98, 1998-99, 1999-00, 2003-04, 2005-06, 2007-08, 2008-09, 2010-11)	
	<b>FEWEST</b>	0	(1981-82, 1992-93)		0	(1981-82, 1982-83, 1992-93)		0	(1979-80, 1980-81, 1992-93, 1996-97, 2014-15)	
	<b>MOST</b>	8	(1995-96, 2006-07, 2014-15)		6	(2002-03)		7	(1995-96)	
<b>TIMES SHUTOUT:</b>	<b>FEWEST</b>	1	(1982-83, 1988-89, 2008-09)		0	(1979-80, 1980-81, 1986-87, 1988-89, 1990-91, 1998-99)		0	(2008-09)	
	<b>MOST</b>	2675	(2008-09)		1425	(2007-08)		1334	(2008-09)	
<b>SHOTS TAKEN:</b>	<b>FEWEST</b>	2142	(1998-99)		1081	(1998-99)		1046	(1979-80)	
	<b>MOST</b>	2871	(1982-83)		1373	(1982-83)		1501	(1992-93)	
<b>SHOTS AGAINST:</b>	<b>FEWEST</b>	2131	(1989-90)		963	(1989-90)		1069	(2000-01)	
	<b>MOST</b>	531	(2005-06)		281	(2005-06)		250	(2005-06)	
<b>PP CHANCES:</b>	<b>FEWEST</b>	217	(1979-80)		116	(2014-15)		99	(1979-80)	
	<b>MOST</b>	95	(2005-06)		48	(1989-90, 2005-06, 2007-08)		47	(2005-06)	
<b>PP GOALS:</b>	<b>FEWEST</b>	41	(2003-04, 2013-14)		19	(2003-04)		14	(1979-80)	
	<b>MOST</b>	107	(1992-93)		47	(1992-93)		60	(1992-93)	
<b>OPP. PP GOALS:</b>	<b>FEWEST</b>	29	(2014-15)		12	(1999-00)		13	(2014-15)	
	<b>MOST</b>	493	(1992-93)		238	(2005-06)		260	(1992-93)	
<b>SH SITUATIONS:</b>	<b>FEWEST</b>	190	(2014-15)		90	(2014-15)		100	(2014-15)	
	<b>MOST</b>	17	(2005-06)		8	(1985-86)		11	(2005-06)	
<b>SH GOALS:</b>	<b>FEWEST</b>	2	(2014-15)		1	(1988-89, 2014-15)		0	(1979-80)	
	<b>MOST</b>	18	(1988-89)		12	(1988-89)		9	(1980-81, 2000-01)	
<b>OPP. SH GOALS:</b>	<b>FEWEST</b>	1	(1979-80)		0	(1979-80, 2009-10)		1	(1979-80, 2010-11, 2011-12)	
	<b>MOST</b>	2354	(1992-93)		1213	(1989-90)		1353	(1992-93)	
<b>PIMS:</b>	<b>FEWEST</b>	549	(2014-15)		235	(2014-15)		314	(2014-15)	
	<b>MOST</b>	2244	(1992-93)		1017	(1989-90)		1258	(1987-88)	
<b>OPPONENT PIMS:</b>	<b>FEWEST</b>	742	(2013-14)		289	(2014-15)		353	(2013-14)	

## SPECIAL TEAMS HISTORY

Power Play			NHL	Shorthanded			NHL	Power Play			NHL	Shorthanded			NHL
Year	GF – Opp.	Pct.	Rank	GA – Opp.	Pct.	Rank	Year	GF – Opp.	Pct.	Rank	GA – Opp.	Pct.	Rank		
1979-80	42 – 216	19.4%	15	64 – 249	74.3%	17	1997-98	50 – 378	13.2%	18	58 – 391	85.2%	12		
1980-81	60 – 318	18.9%	18	80 – 328	75.6%	14	1998-99	42 – 382	11.0%	27	51 – 346	85.3%	12		
1981-82	68 – 292	23.3%	10	78 – 283	72.4%	20	1999-00	58 – 342	17.0%	9	40 – 253	84.2%	15		
1982-83	51 – 264	19.3%	20	70 – 293	76.1%	12	2000-01	72 – 382	18.8%	8	45 – 351	87.2%	2		
1983-84	80 – 329	24.3%	5	68 – 301	77.4%	12	2001-02	63 – 391	16.1%	12	54 – 332	83.7%	20		
1984-85	73 – 321	22.7%	10	62 – 324	80.9%	4	2002-03	58 – 420	13.8%	27	71 – 392	81.9%	22		
1985-86	83 – 378	22.0%	11	72 – 376	80.9%	4	2003-04	41 – 384	10.7%	30	66 – 359	81.6%	25		
1986-87	73 – 352	20.7%	11	71 – 336	78.9%	12	2005-06	95 – 531	17.9%	17	81 – 445	81.8%	19		
1987-88	84 – 477	17.6%	17	67 – 426	84.3%	1	2006-07	67 – 447	15.0%	25	61 – 395	84.6%	6		
1988-89	87 – 418	20.8%	10	70 – 377	81.4%	7	2007-08	79 – 420	18.8%	8	75 – 355	78.9%	26		
1989-90	80 – 398	20.1%	13	74 – 401	81.5%	4	2008-09	70 – 374	18.7%	18	59 – 301	80.4%	19		
1990-91	73 – 403	18.1%	15	72 – 369	80.5%	11	2009-10	56 – 332	16.9%	22	62 – 320	80.6%	19		
1991-92	73 – 414	17.6%	15	86 – 396	78.3%	18	2010-11	55 – 346	15.9%	24	51 – 272	81.2%	20		
1992-93	78 – 444	17.6%	19	107 – 493	78.3%	19	2011-12	49 – 294	16.7%	19	49 – 252	80.6%	22		
1993-94	61 – 408	15.0%	23	88 – 416	78.8%	24	2012-13	24 – 165	14.5%	27	36 – 161	77.6%	28		
1994-95	30 – 174	17.2%	14	37 – 185	80.0%	22	2013-14	41 – 281	14.6%	28	44 – 241	81.7%	17		
1995-96	67 – 372	18.0%	13	83 – 429	80.7%	19	2014-15	45 – 240	18.8%	13	29 – 190	84.7%	4		
1996-97	58 – 321	18.1%	4	51 – 332	84.6%	10	TL: 2186 – 12408	17.6%		2232 – 11670	80.9%				

# SEASON RECORDS

## LONGEST WIN STREAK

	<b>9</b>	<b>OCT. 22 – NOV. 11, 2005; DEC. 31, 2005 – JAN. 19, 2006; MARCH 18 – APRIL 7, 2009</b>
AT HOME	12	Feb. 20 – April 7, 2009
ON ROAD	6	Nov. 10 – Dec. 7, 1990

## LONGEST UNBEATEN STREAK

	<b>10</b>	<b>JAN. 20 – FEB. 10, 1982 (6W, 4T)</b>
AT HOME	12	Feb. 20 – April 7, 2009
ON ROAD	8	Nov. 11 – Dec. 5, 1996 (4W, 4T)

## LONGEST WINLESS STREAK

	<b>14</b>	<b>JAN. 4 – FEB. 9, 1992 (8L, 6T); OCT. 10 – NOV. 13, 2009 (10L, 4OT)</b>
AT HOME	13	Jan. 15 – March 10, 1985 (11L, 2T)
ON ROAD	15	Nov. 11, 1979 – Jan. 9, 1980 (11L, 4T) and Jan. 7, 2003 – March 2, 2003 (11L, 2T, 2 OTL)

## LONGEST LOSING STREAK

	<b>9</b>	<b>FEB. 19 – MARCH 8, 1983</b>
AT HOME	8	March 14, 2013 – April 9, 2013
ON ROAD	13	Dec. 18, 1982 – Feb. 5, 1983

## MOST CONSECUTIVE TIES

	<b>3</b>	<b>MARCH 19 – 22, 1980 (ALL WERE 5-5 TIES)</b>
AT HOME	7	Jan. 23 – March 18, 2002
ON ROAD	3	March 9 – 22, 1980

## MOST CONSECUTIVE NON-TIE GAMES

	<b>39</b>	<b>MARCH 16, 1985 – DEC. 14, 1985 (23W, 16L)</b>
AT HOME	44	March 17, 1985 – March 22, 1986 (25W, 19L)
ON ROAD	34	Oct. 26, 1997 – April 19, 1998 (17W, 17L)

## 80-OR-MORE-POINT-MEN IN A SEASON

MOST	3	1979-80 (Mike Rogers 105, Blaine Stoughton 100, Mark Howe 80) 1992-93 (Geoff Sanderson 89, Andrew Cassels 86, Pat Verbeek 82)
FEWEST	0	1985-86, 1987-88, 1991-92, 1993-94, 1995-96, 1996-97, 1997-98, 1998-99, 1999-00, 2000-01, 2001-02, 2002-03, 2003-04, 2008-09, 2009-10, 2010-11, 2011-12, 2013-14, 2014-15

## 90-OR-MORE-POINT-MEN IN A SEASON

MOST	2	1979-80 (Mike Rogers 105, Blaine Stoughton 100)
FEWEST	0	1983-84, 1984-85, 1985-86, 1987-88, 1988-89, 1991-92, 1992-93, 1993-94, 1995-96, 1996-97, 1997-98, 1998-99, 1999-00, 2000-01, 2001-02, 2002-03, 2003-04, 2006-07, 2007-08, 2008-09, 2009-10, 2010-11, 2011-12, 2013-14, 2014-15

## 100-OR-MORE-POINT-MEN IN A SEASON

MOST	2	1979-80 (Mike Rogers 105, Blaine Stoughton 100)
FEWEST	0	1981-82, 1982-83, 1983-84, 1984-85, 1985-86, 1987-88, 1988-89, 1991-92, 1992-93, 1993-94, 1995-96, 1996-97, 1997-98, 1998-99, 1999-00, 2000-01, 2001-02, 2002-03, 2003-04, 2006-07, 2007-08, 2008-09, 2009-10, 2010-11, 2011-12, 2013-14, 2014-15

## 20-OR-MORE-GOAL-SCORERS IN A SEASON

MOST	8	1986-87 (Kevin Dineen 40, John Anderson 31, Ron Francis 30, Ray Ferraro 27, Sylvain Turgeon 23, Paul Lawless 22, Dean Evason 22, Stewart Gavin 20)
FEWEST	0	2003-04

## 30-OR-MORE-GOAL-SCORERS IN A SEASON

MOST	4	2005-06 (Eric Staal 45, Justin Williams 31, Rod Brind'Amour 31, Erik Cole 30)
FEWEST	0	1987-88, 1991-92, 1997-98, 1999-00, 2003-04, 2011-12, 2014-15

## 40-OR-MORE-GOAL-SCORERS IN A SEASON

MOST	2	1979-80 (Blaine Stoughton 56, Mike Rogers 44) 1980-81 (Blaine Stoughton 43, Mike Rogers 40) 1988-89 (Kevin Dineen 45, Ray Ferraro 41)
FEWEST	0	1984-85, 1987-88, 1991-92, 1996-97, 1997-98, 1998-99, 1999-00, 2001-02, 2002-03, 2003-04, 2006-07, 2007-08, 2009-10, 2010-11, 2011-12, 2013-14, 2014-15

## 50-OR-MORE-GOAL-SCORERS IN A SEASON

MOST	1	1979-80 (Blaine Stoughton 56) 1981-82 (Blaine Stoughton 52)
FEWEST	0	1980-81, 1982-83, 1983-84, 1984-85, 1985-86, 1986-87, 1987-88, 1988-89, 1989-90, 1990-91, 1991-92, 1992-93, 1993-94, 1995-96, 1996-97, 1997-98, 1998-99, 1999-00, 2000-01, 2001-02, 2002-03, 2003-04, 2005-06, 2006-07, 2007-08, 2008-09, 2009-10, 2010-11, 2011-12, 2013-14, 2014-15

**40-OR-MORE-ASSIST-MEN IN A SEASON**

MOST	4	1979-80 (Mike Rogers 61, Mark Howe 56, Dave Keon 52, Blaine Stoughton 44) 1985-86 (Dave Babych 55, Ron Francis 53, Ray Ferraro 47, John Anderson 45) 1988-89 (Ron Francis 48, Kevin Dineen 44, Dave Babych 41, Scott Young 40) 1989-90 (Ron Francis 69, Pat Verbeek 45, Kevin Dineen 41, Scott Young 40) 1992-93 (Andrew Cassels 65, Zarley Zalapski 51, Pat Verbeek 43, Geoff Sanderson 43)
FEWEST	0	1997-98, 1998-99, 2002-03, 2003-04, 2014-15

**50-OR-MORE-ASSIST-MEN IN A SEASON**

MOST	3	1979-80 (Mike Rogers 61, Mark Howe 56, Dave Keon 52)
FEWEST	0	1981-82, 1988-89, 1993-94, 1995-96, 1996-97, 1997-98, 1998-99, 2002-03, 2003-04, 2007-08, 2009-10, 2010-11, 2011-12, 2013-14, 2014-15

**60-OR-MORE-ASSIST-MEN IN A SEASON**

MOST	1	1979-80 (Mike Rogers 61), 1980-81 (Mike Rogers 65), 1983-84 (Ron Francis 60), 1986-87 (Ron Francis 63), 1989-90 (Ron Francis 69), 1990-91 (John Cullen 71: 63/Pitt., 8/HFD), 1992-93 (Andrew Cassels 65)
FEWEST	0	1981-82, 1982-83, 1984-85, 1985-86, 1987-88, 1988-89, 1991-92, 1993-94, 1995-96, 1996-97, 1997-98, 1998-99, 1999-00, 2000-01, 2001-02, 2002-03, 2003-04, 2006-07, 2007-08, 2009-10, 2010-11, 2011-12, 2013-14, 2014-15

**100-PENALTY-MINUTE-MEN IN A SEASON**

MOST	11	1990-91
FEWEST	0	1999-00, 2008-09, 2010-11, 2011-12, 2013-14, 2014-15

**150-PENALTY-MINUTE-MEN IN A SEASON**

MOST	5	1989-90, 1992-93
FEWEST	0	1979-80, 1999-00, 2001-02, 2002-03, 2006-07, 2007-08, 2008-09, 2009-10, 2010-11, 2011-12, 2013-14, 2014-15

**200-PENALTY-MINUTE-MEN IN A SEASON**

MOST	3	1992-93 (Nick Kypreos 325, Mark Janssens 237, Jim McKenzie 202)
FEWEST	0	1979-80, 1980-81, 1983-84, 1988-89, 1998-99, 1999-00, 2000-01, 2001-02, 2002-03, 2006-07, 2007-08, 2008-09, 2009-10, 2010-11, 2011-12, 2013-14, 2014-15

**SINGLE GAME RECORDS****MOST GOALS SCORED**

AT HOME	11	Feb. 12, 1984 — In an 11-0 win vs. Edmonton Oct. 19, 1985 — In an 11-6 win vs. Montreal Jan. 17, 1986 — In an 11-6 win vs. Quebec March 15, 1986 — In an 11-4 win vs. Chicago
ON ROAD	9	Nov. 27, 1985 — In a 9-0 win at Los Angeles March 30, 1989 — In a 9-5 win at Pittsburgh Oct. 8, 1989 — In a 9-6 win at Quebec March 7, 2009 — In a 9-3 win at Tampa Bay

**MOST GOALS SCORED BY BOTH TEAMS**

AT HOME	17	Oct. 19, 1985 — In an 11-6 win vs. Montreal Jan. 17, 1986 — In an 11-6 win vs. Quebec
ON ROAD	15	Feb. 22, 1982 — In an 8-7 loss at Minnesota Feb. 1, 1983 — In a 12-3 loss at Quebec Dec. 22, 1984 — In a 10-5 loss at Montreal Oct. 8, 1989 — In a 9-6 win at Quebec Jan. 18, 1993 — In an 8-7 loss vs. Winnipeg at Saskatoon

**MOST SHOTS TAKEN**

AT HOME	65	March 15, 1984 — In a 5-3 win vs. Toronto
ON ROAD	52	April 6, 2015 — In a 4-3 loss at Buffalo

**MOST SHOTS ALLOWED**

AT HOME	59	Nov. 2, 1982 — In a 7-6 loss vs. Minnesota
ON ROAD	60	Oct. 25, 2008 — In a 4-3 win at NY Islanders

**MOST GOALS ALLOWED**

AT HOME	10	Feb. 10, 1985 — In a 10-4 loss vs. Quebec March 5, 1992 — In a 10-4 loss vs. Quebec
ON ROAD	12	Feb. 1, 1983 — In a 12-3 loss at Quebec

**LARGEST WINNING MARGIN**

AT HOME	11 goals	Feb. 12, 1984 — In an 11-0 win vs. Edmonton
ON ROAD	9 goals	Nov. 27, 1985 — In a 9-0 win at Los Angeles

**LARGEST LOSING MARGIN**

AT HOME	9 goals	Nov. 12, 2005 — In a 9-0 loss vs. Atlanta
ON ROAD	9 goals	Dec. 6, 1982 — In an 11-2 loss at Montreal Feb. 1, 1983 — In a 12-3 loss at Quebec

# NHL GAME RECORDS

## MOST SHOTS ON GOAL BY BOTH TEAMS IN ONE GAME

AT HOME	91	Feb. 14, 1982 — Hartford had 40 shots, Islanders 51 in a 9-1 loss vs. NY Islanders March 7, 1982 — Hartford had 51 shots, Kings 40 in a 7-6 win vs. Los Angeles
ON ROAD	95	March 21, 1982 — Hartford had 44 shots, Flyers 51 in a 5-3 loss at Philadelphia

## FEWEST SHOTS TAKEN

AT HOME	14	Jan. 28, 1995 — In a 2-1 loss vs. Florida Jan. 20, 2004 — In a 3-1 loss vs. Ottawa
ON ROAD	10	Jan. 30, 1999 — In a 3-1 win at Montreal

## FEWEST SHOTS ALLOWED

AT HOME	10	March 26, 2000 — In a 4-1 win vs. NY Islanders March 22, 2007 — In a 4-3 win vs. Washington
ON ROAD	11	Dec. 16, 2001 — In a 7-0 win at Pittsburgh

## FEWEST SHOTS ON GOAL BY BOTH TEAMS

AT HOME	33	Nov. 20, 1993 — Hartford took 20 shots, Sharks 13 in a 3-2 loss vs. San Jose
ON ROAD	35	March 8, 2001 — Carolina had 20 shots, Lightning 15 in a 1-0 loss at Tampa Bay

## MOST PENALTY MINUTES

AT HOME	89	March 31, 1982 — In a 5-1 loss vs. Montreal (7 minors, 5 majors, 4 misconducts, 1 game misconduct)
ON ROAD	125	Oct. 12, 1992 — In a 6-2 loss at NY Rangers (15 minors, 5 majors, 4 misconducts, 2 game misconducts)

## MOST PENALTY MINUTES BY AN OPPONENT

AT HOME	108	March 31, 1982 — In a 5-1 loss vs. Montreal (9 minors, 6 majors, 4 misconducts, 2 game misconducts)
ON ROAD	106	Jan. 11, 1982 — In a 6-2 loss at Quebec (6 minors, 5 majors, 7 misconducts)

## MOST PENALTY MINUTES BY BOTH TEAMS

AT HOME	197	March 31, 1982 — In a 6-1 loss vs. Montreal. Hartford had 89 minutes, Canadiens 108
ON ROAD	222	Jan. 11, 1982 — In a 6-2 loss at Quebec. Hartford had 115 minutes, Nordiques 107

## FEWEST PENALTY MINUTES

AT HOME	0	Nov. 10, 1999 — In a 2-0 loss vs. NY Islanders April 4, 2008 — In a 4-3 loss vs. Florida Jan. 27, 2014 — In a 3-2 win vs. Columbus March 23, 2015 — In a 3-1 loss vs. Chicago
ON ROAD	0	Jan. 26, 1980 — In a 3-2 loss at NY Islanders Nov. 24, 2008 — In a 3-2 loss at Florida Feb. 10, 2012 — In a 4-3 overtime loss at Colorado Feb. 5, 2015 — In a 2-1 shootout win at Arizona March 2, 2015 — In a 5-2 loss at Chicago March 31, 2015 — In a 4-2 loss at Washington April 6, 2015 — In a 4-3 loss at Buffalo

## FEWEST PENALTY MINUTES BY AN OPPONENT

AT HOME	0	April 23, 2013 — NY Islanders in a 4-3 shootout loss
ON ROAD	0	Jan. 26, 1980 — NY Islanders in a 3-2 win Dec. 30, 1981 — Winnipeg in a 6-1 loss Jan. 8, 2009 — Florida in a 4-2 win April 8, 2014 — NY Rangers in a 4-1 win Nov. 22, 2014 — Colorado in a 4-3 win April 6, 2015 — Buffalo in a 4-3 win

## FEWEST PENALTY MINUTES BY BOTH TEAMS

AT HOME	2	March 23, 2015 — Chicago received one minor penalty in a 3-1 win
ON ROAD	0	Jan. 26, 1980 — Neither Hartford nor NY Islanders received a penalty in a 3-2 loss April 6, 2015 — Neither Carolina nor Buffalo received a penalty in a 4-3 loss

## MOST GOALS SCORED

### FIRST PERIOD

AT HOME	7	Oct. 19, 1985 — In an 11-6 win vs. Montreal
ON ROAD	5	March 4, 2006 — In an 7-5 win at Pittsburgh April 6, 2010 — In an 8-5 win at Tampa Bay

### SECOND PERIOD

AT HOME	7	April 4, 1980 — In a 9-2 win vs. Quebec
ON ROAD	6	March 7, 2009 — In a 9-3 win at Tampa Bay

### THIRD PERIOD

AT HOME	6	Dec. 27, 1981 — In a 7-3 win vs. Toronto Jan. 11, 2007 — In a 6-4 win vs. Florida
ON ROAD	5	Oct. 25, 1983 — In an 8-5 win at Los Angeles Oct. 26, 1988 — In a 7-1 win at Buffalo

## MOST GOALS ALLOWED

### FIRST PERIOD

AT HOME	5	Dec. 26, 1981 — In a 9-6 loss vs. Boston March 15, 1988 — In an 8-6 loss vs. Calgary Oct. 9, 1993 — In a 5-2 loss vs. Philadelphia Nov. 12, 2005 — In a 9-0 loss vs. Atlanta
ON ROAD	6	Feb. 1, 1983 — In a 12-3 loss at Quebec

### SECOND PERIOD

AT HOME	6	Jan. 29, 1991 — In an 8-1 loss vs. NY Islanders Dec. 26, 1998 — In a 6-3 loss vs. NY Rangers
ON ROAD	6	Jan. 30, 1996 — In an 8-2 loss at San Jose

### THIRD PERIOD

AT HOME	6	Nov. 12, 1985 — In an 8-1 loss vs. Los Angeles
ON ROAD	7	Dec. 6, 1982 — In an 11-2 loss at Montreal

## MOST GOALS SCORED BY BOTH TEAMS

### FIRST PERIOD

AT HOME	9	Feb. 25, 1984 — Hartford 5 goals, Flyers 4 in a 9-7 win vs. Philadelphia Oct. 19, 1985 — Hartford scored 7 goals, Canadiens 2 in an 11-6 win vs. Montreal
ON ROAD	8	Jan. 2, 1983 — Hartford scored 3 goals, Sabres 5 in an 8-4 loss at Buffalo Dec. 9, 1989 — Hartford scored 6 goals, Devils 2 in a 7-3 win at New Jersey Nov. 1, 1991 — Hartford and Red Wings each scored 4 goals in an 8-5 loss at Detroit

### SECOND PERIOD

AT HOME	8	Nov. 30, 1979 — Hartford scored 5 goals, Penguins 3 in a 7-5 win vs. Pittsburgh April 4, 1980 — Hartford scored 7 goals, Nordiques 1 in a 9-2 win vs. Quebec Dec. 26, 1980 — Hartford scored 4 goals, Penguins 4 in a 9-7 win vs. Pittsburgh Nov. 18, 1981 — Hartford scored 5 goals, Maple Leafs 3 in an 8-5 win vs. Toronto March 7, 1982 — Hartford scored 5 goals, Kings 3 in a 7-6 win vs. Los Angeles March 28, 1987 — Hartford scored 4 goals, Penguins 4 in a 5-4 win vs. Pittsburgh Oct. 22, 1988 — Hartford scored 4 goals, Flyers 4 in an 8-6 win vs. Philadelphia
ON ROAD	8	Jan. 18, 1993 — Hartford scored 5 goals, Jets 3 in an 8-7 loss vs. Winnipeg at Saskatoon

### THIRD PERIOD

AT HOME	8	March 15, 1986 — Hartford scored 5 goals, Blackhawks 3 in an 11-4 win vs. Chicago
ON ROAD	7	Feb. 23, 1980 — Hartford scored 3 goals, Flames 4 in a 6-5 loss at Atlanta Feb. 22, 1982 — Hartford scored 3 goals, North Stars 4 in an 8-7 loss at Minnesota Dec. 6, 1982 — Hartford scored 0 goals, Canadiens 7 in an 11-2 loss at Montreal Oct. 25, 1983 — Hartford scored 5 goals, Kings 2 in an 8-5 win at Los Angeles Oct. 23, 1984 — Hartford scored 1 goal, Flames 6 in a 9-4 loss at Calgary Dec. 1, 1984 — Hartford scored 2 goals, Nordiques 5 in an 8-4 loss at Quebec Dec. 22, 1984 — Hartford scored 3 goals, Canadiens 4 in a 10-5 loss at Montreal Dec. 4, 1985 — Hartford scored 3 goals, Flames 4 in an 8-5 loss at Calgary Feb. 27, 1992 — Hartford scored 4 goals, Penguins 3 in an 8-4 win at Pittsburgh

# SINGLE PERIOD RESULTS

## MOST SHOTS TAKEN

### FIRST PERIOD

AT HOME	26	Feb. 26, 1989 — 8-6 win vs. Pittsburgh
ON ROAD	23	Dec. 28, 1995 — 9-4 loss at Pittsburgh Feb. 23, 1996 — 5-4 loss at Pittsburgh April 6, 2010 — 8-5 win at Tampa Bay April 6, 2015 — 4-3 loss at Buffalo

### SECOND PERIOD

AT HOME	32	March 15, 1984 — 5-3 win vs. Toronto
ON ROAD	24	Dec. 13, 1991 — 8-4 win at Buffalo Oct. 22, 2005 — 4-0 win at Washington

### THIRD PERIOD

AT HOME	24	Dec. 8, 1983 — 8-6 loss vs. Toronto April 7, 2009 — 9-0 loss vs. NY Islanders
ON ROAD	26	March 2, 2014 — 5-3 loss at Anaheim

### OVERTIME

AT HOME	9	April 7, 2007 — 5-4 win vs. Florida
ON ROAD	10	March 5, 2004 — 3-2 win at Atlanta

## MOST SHOTS ALLOWED

### FIRST PERIOD

AT HOME	22	Feb. 15, 1983 — 5-2 loss vs. Los Angeles
ON ROAD	23	Nov. 7, 1982 — 6-2 loss at Washington Oct. 8, 1992 — 3-2 OT loss at Boston

### SECOND PERIOD

AT HOME	24	Nov. 2, 1982 — 7-6 loss vs. Minnesota
ON ROAD	24	Feb. 27, 1982 — 7-1 loss at Washington April 13, 1992 — 6-3 loss at Boston Nov. 13, 1992 — 8-2 loss at Buffalo

### THIRD PERIOD

AT HOME	28	Jan. 30, 1982 — 3-2 win vs. Boston
ON ROAD	24	Feb. 19, 1981 — 6-2 loss at Pittsburgh Feb. 15, 2000 — 5-1 loss at Ottawa

### OVERTIME

AT HOME	7	Jan. 25, 2002 — 1-1 tie vs. Florida Feb. 21, 2003 — 2-2 tie vs. Florida Dec. 26, 2009 — 3-4 shootout loss vs. Philadelphia
ON ROAD	8	Dec. 12, 1997 — 3-2 loss at Buffalo

## MOST SHOTS ON GOAL TAKEN BY BOTH TEAMS

### FIRST PERIOD

AT HOME	41	Feb. 15, 1983 — Hartford had 19 shots, Kings 22 in a 5-2 loss vs. Los Angeles Feb. 25, 1984 — Hartford had 24 shots, Flyers 17 in a 9-7 win vs. Philadelphia
ON ROAD	36	Feb. 23, 1996 — Hartford had 23 shots, Penguins 13 in a 5-4 loss at Pittsburgh

### SECOND PERIOD

AT HOME	39	March 15, 1984 — Hartford had 32 shots, Maple Leafs 7 in a 5-3 win vs. Toronto
ON ROAD	39	Dec. 10, 2001 — Carolina had 21 shots, Rangers 18 in a 4-3 OT win at NY Rangers

### THIRD PERIOD

AT HOME	34	Oct. 11, 1986 — Hartford had 17 shots, Flames 17 in a 6-5 win vs. Calgary
ON ROAD	34	Nov. 5, 1980 — Hartford had 21 shots, Blues 13 in a 6-1 loss at St. Louis Oct. 28, 1983 — Hartford had 16 shots, Canucks 18 in a 5-4 OT loss at Vancouver Nov. 27, 1991 — Hartford had 16 shots, Flyers 18 in a 7-3 win at Philadelphia Feb. 6, 1992 — Hartford had 15 shots, Kings 19 in a 5-5 tie at Los Angeles March 2, 2014 — Carolina had 26 shots, Anaheim 8 in a 5-3 loss at Anaheim

### OVERTIME

AT HOME	13	April 7, 2007 — Carolina had 9 shots, Panthers 4 in a 5-4 win vs. Florida
ON ROAD	12	Jan. 7, 2003 — Carolina had 8 shots, Thrashers 4 in a 3-3 tie at Atlanta March 5, 2004 — Carolina had 10 shots, Thrashers 2 in a 3-2 OT win at Atlanta

## FEWEST SHOTS TAKEN

### FIRST PERIOD

AT HOME	1	March 19, 1991 — 1-1 tie vs. Boston; Nov. 26, 2008 — 1-3 loss vs. Philadelphia
ON ROAD	1	March 26, 1980 — 7-0 loss at Winnipeg; Nov. 15, 1990 — 4-2 win at New Jersey Nov. 22, 2006 — 4-2 loss at NY Islanders

### SECOND PERIOD

AT HOME	2	Nov. 19, 1988 — 5-2 loss vs. Calgary; Nov. 30, 1988 — 6-3 loss vs. Montreal March 4, 1989 — 6-1 loss vs. Montreal; Jan. 28, 1992 — 4-3 loss vs. Minnesota April 25, 2013 — 4-3 overtime loss vs. NY Rangers
ON ROAD	0	March 8, 1984 — 3-2 loss at Montreal

### THIRD PERIOD

AT HOME	1	Dec. 18, 2002 — 1-1 tie vs. Tampa Bay; Nov. 16, 2008 — 3-2 OT win vs. Tampa Bay
ON ROAD	0	Jan. 30, 1999 — 3-1 win at Montreal; Oct. 29, 2002 — 2-1 win at New Jersey March 6, 2006 — 2-1 loss at NY Rangers; March 18, 2014 — 3-1 win at Columbus

## FEWEST SHOTS ALLOWED

### FIRST PERIOD

AT HOME	1	March 28, 2002 — 4-1 win vs. Philadelphia; March 22, 2007 — 4-3 win vs. Washington Feb. 20, 2009 — 4-1 win vs. Tampa Bay
ON ROAD	1	March 28, 1989 — 4-2 loss at Buffalo; March 21, 1999 — 3-2 OT loss at Dallas March 8, 2001 — 1-0 loss at Tampa Bay; Dec. 28, 2006 — 4-1 loss at Buffalo

### SECOND PERIOD

AT HOME	2	Feb. 6, 1991 — 5-1 win vs. Edmonton; Nov. 20, 1993 — 3-2 loss vs. San Jose March 21, 2002 — 3-2 win vs. Florida; Nov. 27, 2005 — 5-2 loss vs. Atlanta April 7, 2009 — 9-0 win vs. NY Islanders Dec. 26, 2011 — 4-2 win vs. New Jersey
ON ROAD	2	Feb. 3, 1990 — 5-1 win at Quebec; Jan. 6, 1998 — 4-2 loss at NY Rangers Nov. 24, 2000 — 3-1 win at Boston; Feb. 7, 2001 — 2-1 OT win at Phoenix Dec. 15, 2002 — 2-1 loss at Minnesota; Jan. 15, 2004 — 5-4 loss at Tampa Bay

### THIRD PERIOD

AT HOME	0	Dec. 11, 1985 — 3-1 loss vs. Montreal; March 29, 2003 — 3-1 loss vs. Buffalo
ON ROAD	0	Feb. 8, 2001 — 4-2 loss at Los Angeles; Feb. 3, 2004 — 3-1 loss at Colorado

## FEWEST SHOTS ON GOAL TAKEN BY BOTH TEAMS

### FIRST PERIOD

AT HOME	7	Nov. 24, 1979 — Hartford had 5 shots, Nordiques 2 in a 4-4 tie vs. Quebec Dec. 6, 1986 — Hartford had 2 shots, Red Wings 5 in a 4-1 loss vs. Detroit Oct. 23, 1993 — Hartford had 4 shots, Sabres 3 in a 3-3 tie vs. Buffalo Oct. 20, 1998 — Carolina had 4 shots, Canucks 3 in a 3-1 win vs. Vancouver Dec. 4, 1998 — Carolina had 3 shots, Penguins 4 in a 3-3 tie vs. Pittsburgh
ON ROAD	6	March 28, 1989 — Hartford had 5 shots, Sabres 1 in a 4-2 loss at Buffalo

### SECOND PERIOD

AT HOME	8	March 25, 1989 — Hartford had 5 shots, Blues 3 in a 4-0 win vs. St. Louis Oct. 28, 2009 — Carolina had 5 shots, Blues 3 in a 5-2 loss vs. St. Louis Jan. 28, 2010 — Carolina had 5 shots, Islanders 3 in a 4-1 loss vs. NY Islanders
ON ROAD	8	March 13, 1990 — Hartford had 4 shots, Canucks 4 in a 1-0 win at Vancouver Feb. 26, 1999 — Carolina had 4 shots, Canucks 4 in a 1-0 loss at Vancouver Nov. 19, 1999 — Carolina had 3 shots, Capitals 5 in a 3-3 tie at Washington

### THIRD PERIOD

AT HOME	7	Feb. 18, 1986 — Hartford had 5 shots, Canucks 2 in a 5-4 win vs. Vancouver Jan. 3, 1998 — Carolina had 2 shots, Stars 5 in a 6-1 loss vs. Dallas
ON ROAD	5	Oct. 6, 1982 — Hartford had 4 shots, Canadiens 1 in a 2-1 loss at Montreal



# SINGLE PERIOD RESULTS

## RAPID SCORING RECORDS

### FASTEST GOALS

<b>Two</b>	6 seconds
<b>Three</b>	43 seconds
<b>Four</b>	2 minutes, 28 seconds
<b>Five</b>	7 minutes, 32 seconds

March 28, 1987 — Sylvain Turgeon scored twice (13:59 and 14:05) in the second period of a 5-4 win vs. Pittsburgh.  
 Oct. 28, 2006 — Eric Staal (8:23), Kevyn Adams (8:32), Erik Cole (9:06) in first period of a 6-4 win vs. Tampa Bay  
 Feb. 26, 1989 — Jody Hull (18:52) and Brian Lawton (19:20) scored at end of the first period, and Ron Francis (0:27) and Jody Hull (1:20) scored at the beginning of the second period in an 8-6 win vs. Pittsburgh.  
 Oct. 25, 1983 — Sylvain Turgeon (2:24), Bob Crawford (2:52), Ron Francis (4:59) and Blaine Stoughton (9:06 and 9:56) scored third period goals in an 8-5 win at Los Angeles.

### FASTEST GOALS BY OPPOSITION

<b>Two</b>	6 seconds
<b>Three</b>	42 seconds
<b>Four</b>	1 minute, 33 seconds
<b>Five</b>	3 minutes, 23 seconds

Jan. 6, 2000 — Joe Murphy (17:32) and Anson Carter (17:38) in first period of 7-3 Carolina win at Boston.  
 Jan. 3, 1984 — John Ogrodnick (15:45), Kelly Kisio (16:20) and Joe Paterson in a 7-1 Detroit win at Detroit.  
 Nov. 21, 1992 — Andrei Kovalenko (4:01), Gino Cavallini (4:48), Bill Lindsay (5:18) and Claude Lapointe (5:34) scored second period goals for the Nordiques in an 8-2 loss at Quebec.  
 Dec. 6, 1982 — Mark Napier (11:44), Pierre Mondou (12:07), Ryan Walter (13:33), Guy Lafleur (14:08) and Keith Acton (15:07) scored third period goals for the Canadiens in an 11-2 loss at Montreal.

### FASTEST GOALS BY BOTH TEAMS

<b>Two</b>	4 seconds
<b>Three</b>	32 seconds
	32 seconds
<b>Four</b>	1 minute, 15 seconds
<b>Five</b>	2 minutes, 34 seconds

Jan. 19, 1980 — Chicago's Bob Murray (19:50) and Hartford's Jody Douglas (19:54) scored third period goals in a 5-3 win at Chicago.  
 March 28, 1987 — Pittsburgh's Mario Lemieux (13:33) and Hartford's Sylvain Turgeon (13:59 and 14:05) scored second period goals in a 5-4 win vs. Pittsburgh.  
 Dec. 27, 2013 — Carolina's Andrej Sekera (19:58 of 1st), Pittsburgh's Sidney Crosby (0:16 of 2nd) and Carolina's Nathan Gerbe (0:30 of 2nd) in a 4-3 overtime loss vs. Pittsburgh.  
 April 10, 1994 — Tampa Bay's John Tucker (3:11), Denis Savard (3:30 and 3:58) and Hartford's Robert Kron (4:26) scored first period goals in a 6-4 win vs. Tampa Bay.  
 April 10, 1994 — Tampa Bay's John Tucker (3:11), Denis Savard (3:30 and 3:58) and Hartford's Robert Kron (4:26) and Jocelyn Lemieux (5:45) scored first period goals in a 6-4 win vs. Tampa Bay.

### FASTEST GOAL AT THE START OF A PERIOD

#### FIRST PERIOD

HARTFORD/CAROLINA	9 seconds	Shane Willis, Nov. 12, 2000 in a 4-0 win vs. Ottawa
OPPONENTS	7 seconds	Dave (Tiger) Williams, Feb. 14, 1987 in a 5-2 loss at Los Angeles

#### SECOND PERIOD

HARTFORD/CAROLINA	10 seconds	Randy Cunneyworth, Feb. 18, 1990 in a 6-4 win at Buffalo
OPPONENTS	6 seconds	Barry Pederson, Nov. 12, 1986 in a 4-3 win at Vancouver

#### THIRD PERIOD

HARTFORD/CAROLINA	8 seconds	Ron Francis, Feb. 12, 1984 in an 11-0 win vs. Edmonton
OPPONENTS	*4 seconds	Denis Savard, Jan. 12, 1986 in a 4-3 loss vs. Chicago (*This tied an NHL record for the fastest goal at the start of a period.)

#### OVERTIME

HARTFORD/CAROLINA	16 seconds	Jeff O'Neill, Jan. 28, 2000 in a 4-3 win vs. New Jersey
	16 seconds	Glen Wesley, Feb. 22, 2007 in a 3-2 win vs. Philadelphia
OPPONENTS	9 seconds	Kelly Miller, Jan. 16, 1999 in a 3-2 loss vs. Washington

## TEAM HAT TRICKS

SCORER	DATE	OPP.	GOALTENDER(S)	SCORER	DATE	OPP.	GOALTENDER(S)
1. Blaine Stoughton	11/21/79	Buffalo	Don Edwards	59. Pat Verbeek (3)	10/14/93	at Chicago	E. Belfour (2)/J. Hackett (1)
2. Jordy Douglas	1/17/80	Pittsburgh	Greg Millen	60. Pat Verbeek (4)	12/7/93	at Washington	R. Tabaracci (2)/D. Beaupre (1)
3. Mike Rogers	1/30/80	Boston	Gerry Cheevers	61. Geoff Sanderson (3)	2/15/95	Montreal	Patrick Roy
4. Jordy Douglas (2)*	2/3/80	NY Islanders	Glenn Resch	62. Steve Rice	3/29/95	at Florida	J. Vanbiesbrouck (2)/M. Fitzpatrick (1)
5. Mark Howe	10/9/80	at St. Louis	Mike Liut	63. Igor Chibirev	4/5/95	at Pittsburgh	Wendell Young
6. Mike Rogers (2)	11/26/80	Winnipeg	P. Hamel (1)/L. Middlebrook (2)	64. Geoff Sanderson (4)	12/28/95	at Pittsburgh	Ken Wregget
7. Mike Rogers (3)	12/3/80	at Vancouver	Richard Brodeur	65. Brendan Shanahan	2/23/96	at Pittsburgh	Ken Wregget
8. Mike Rogers (4)	1/28/81	Colorado	Al Smith (2)/ENG (1)	66. Geoff Sanderson (5)	3/2/96	Florida	John Vanbiesbrouck
9. Warren Miller	2/8/81	at Philadelphia	Phil Myre	67. Jeff O'Neill	1/31/97	Anaheim	Guy Hebert
10. Dave Debol	3/10/81	at Detroit	Gilles Gilbert	68. Kent Manderville	3/12/97	Boston	Jim Carey (2)/ENG (1)
11. Rick Meagher	10/17/81	Detroit	C. Micalfe (2)/G. Gilbert (1)	69. Sami Kapanen	11/12/97	at Edmonton	Curtis Joseph
12. Blaine Stoughton (2)	12/27/81	Toronto	Michel Larocque	70. Sami Kapanen (2)	3/15/98	Edmonton	Curtis Joseph
13. Blaine Stoughton (3)	1/3/82	Pittsburgh	Paul Harrison	71. Gary Roberts	4/9/98	Toronto	Glenn Healy
14. Doug Sullivan	1/25/82	at Chicago	Warren Skorodenski	72. Bates Battaglia	3/8/00	Chicago	Jocelyn Thibault (2)/ENG (1)
15. Blaine Stoughton (4)	3/7/82	Los Angeles	Doug Keans	73. Rod Brind'Amour	1/7/01	NY Islanders	Wade Flaherty
16. Pierre Larouche	10/16/82	Vancouver	Richard Brodeur	74. Shane Willis	2/21/01	Atlanta	Damian Rhodes
17. Blaine Stoughton (5)	12/11/82	Philadelphia	Pelle Lindbergh	75. Sandis Ozolinsh (2)	3/4/01	at Chicago	Jocelyn Thibault
18. Mark Johnson	2/12/83	at NY Islanders	Billy Smith (2)/ENG (1)	76. Sami Kapanen (3)	11/27/01	at Toronto	Curtis Joseph
19. Blaine Stoughton (6)	2/13/83	Toronto	Mike Palmateer	77. Erik Cole	12/21/01	Atlanta	Milan Hnilecka
20. Ron Francis	3/6/83	Quebec	Dan Bouchard	78. Erik Cole (2)	11/23/02	at Montreal	Jose Theodore
21. Mark Johnson (2)	12/3/83	St. Louis	Rick Heinz	79. Jan Hlavac	11/29/02	Detroit	Curtis Joseph
22. Ron Francis (2)*	2/12/84	Edmonton	G. Fuhr (2)/A. Moog (1)	80. Josef Vasicek	10/28/03	San Jose	Vesa Toskala
23. Greg Malone	2/12/84	Edmonton	G. Fuhr (2)/A. Moog (1)	81. Radim Vrbata	11/29/03	Pittsburgh	Sebastian Caron
24. Torrie Robertson	3/4/84	Boston	Doug Keans	82. Jeff O'Neill (2)	1/16/04	Atlanta	Byron Dafee
25. Tony Currie	3/25/84	Quebec	Clint Malarchuk	83. <b>Eric Staal</b>	10/28/05	Philadelphia	Antero Niittymaki
26. Ron Francis (3)	1/8/85	at Toronto	Rick St. Croix	84. Kevyn Adams	11/17/05	NY Rangers	Henrik Lundqvist
27. Mark Johnson (3)	1/26/85	at Boston	Pete Peeters	85. Kevyn Adams (2)	12/6/05	at Anaheim	J.S. Giguere
28. Sylvain Turgeon	3/3/85	Vancouver	Frank Caprice	86. <b>Eric Staal (2)</b>	1/15/06	St. Louis	Curtis Sanford
29. Ray Ferraro	3/23/85	Boston	Doug Keans	87. Erik Cole (3)	1/31/06	at Montreal	Jose Theodore
30. Ray Ferraro (2)	3/29/85	Edmonton	G. Fuhr (1)/A. Moog (2)	88. Justin Williams	10/16/06	at Tampa Bay	Marc Denis (2)/Johan Holmqvist (1)
31. Ron Francis (4)	10/19/85	Montreal	Patrick Roy	89. Erik Cole (4)	11/9/06	Washington	Brent Johnson
32. Ron Francis (5)	11/23/85	Winnipeg	D. Bouchard (2)/B. Hayward (1)	90. <b>Eric Staal (3)</b>	11/18/06	Dallas	Marty Turco (2)/ENG (1)
33. Paul Lawless	12/13/85	at Buffalo	Tom Barrasso	91. Ray Whitney	2/8/07	at Boston	Tim Thomas
34. Sylvain Turgeon (2)	12/18/85	Calgary	Rejean Lemelin	92. Rod Brind'Amour (2)	10/27/07	at NY Islanders	Rick DiPietro (2)/Wade Dubielewicz (1)
35. Dean Evason	1/7/86	at Calgary	Rejean Lemelin	93. Cory Stillman	11/5/07	Washington	Olaf Kolzig
36. Kevin Dineen	1/7/86	at Calgary	Rejean Lemelin	94. <b>Eric Staal (4)</b>	1/18/08	Edmonton	Mathieu Garon (2)/Dwayne Roloson (1)
37. John Anderson	3/18/86	at Detroit	Greg Stefan (2)/ENG (1)	95. Joe Corvo	3/16/08	Ottawa	Martin Gerber
38. Kevin Dineen (2)	12/21/86	at NY Rangers	John Vanbiesbrouck	96. Chad LaRose	4/2/08	Tampa Bay	Mike Smith
39. Ray Ferraro (3)	2/18/87	at New Jersey	Alan Chevrier	97. <b>Eric Staal (5)</b>	11/21/08	Phoenix	Ilya Bryzgalov
40. Sylvain Turgeon (3)	3/28/87	Pittsburgh	Pat Riffin	98. <b>Eric Staal (6)</b>	12/26/08	at Atlanta	Johan Hedberg
41. Ron Francis (6)	11/18/87	Buffalo	D. Puppia (2)/J. Cloutier (1)	99. Matt Cullen	2/22/09	Colorado	Andrew Raycroft (2)/ENG (1)
42. Ray Ferraro (4)	11/26/88	at Quebec	Mario Gosselin	100. Ray Whitney (2)	3/6/09	Calgary	Curtis McElhinney
43. Ron Francis (7)	1/27/89	at New Jersey	Craig Billington	101. <b>Eric Staal (7)*</b>	3/7/09	at Tampa Bay	Mike McKenna (2)/Kari Ramo (2)
44. John Anderson (2)	2/11/89	Winnipeg	Daniel Berthiaume	102. <b>Eric Staal (8)</b>	4/7/09	NY Islanders	Yann Danis (1)/Joey MacDonald (2)
45. Jody Hull	2/26/89	Pittsburgh	T. Barrasso (1)/W. Young (2)	103. Erik Cole (5)	12/5/09	Vancouver	Andrew Raycroft (2)/ENG (1)
46. Kevin Dineen (3)	3/8/89	Edmonton	Bill Ranford (2)/ENG (1)	104. Tuomo Ruutu	12/16/09	Dallas	Marty Turco (2)/ENG (1)
47. Ron Francis (8)	10/8/89	at Quebec	R. Tugnutt (1)/S. Fiset (1)/ENG (1)	105. <b>Eric Staal (9)</b>	1/21/10	at Atlanta	Ondrej Pavelec (2)/ENG (1)
48. Kevin Dineen (4)	11/4/89	Los Angeles	Kelly Hrudey	106. <b>Eric Staal (10)</b>	4/8/10	Montreal	Jaroslav Halak (2)/ENG (1)
49. Ray Ferraro (5)	12/9/89	New Jersey	S. Burke (2)/C. Terreri (1)	107. <b>Eric Staal (11)</b>	11/17/10	Ottawa	Brian Elliott (2)/Pascal Leclaire (1)
50. Kevin Dineen (5)	3/6/90	at NY Islanders	Mark Fitzpatrick	108. <b>Eric Staal (12)</b>	12/18/10	Anaheim	Jonas Hiller
51. Ron Francis (9)	2/13/91	Detroit	Tim Cheveldae	109. <b>Eric Staal (13)</b>	1/24/13	Buffalo	Jonas Enroth (2)/ENG (1)
52. Murray Craven	12/7/91	Buffalo	Clint Malarchuk	110. Jiri Tlusty	4/2/13	Washington	Braden Holtby
53. John Cullen	2/4/92	at San Jose	Jeff Hackett	111. <b>Jeff Skinner</b>	12/5/13	at Nashville	Marek Mazanec (2)/ENG (1)
54. Geoff Sanderson	11/28/92	Boston	Rejean Lemelin	112. <b>Jeff Skinner (2)</b>	1/2/14	at Washington	Philipp Grubauer
55. Pat Verbeek	2/20/93	Edmonton	Bill Ranford	113. Jiri Tlusty (2)	10/11/14	at NY Islanders	Chad Johnson
56. Geoff Sanderson (2)	2/21/93	Pittsburgh	Tom Barrasso	114. <b>Elias Lindholm</b>	3/8/15	Edmonton	Richard Bachman (2)/ENG (1)
57. Pat Verbeek (2)	2/28/93	NY Islanders	Mark Fitzpatrick				
58. Michael Nylander	4/7/93	at Ottawa	Dan Berthiaume				

\*Indicates a 4-goal game • ENG = Empty Net Goal

# HAT TRICKS

## OPPONENTS' HAT TRICKS

SCORER	TEAM	DATE	GOALTENDER
1. Bill Harris	at NY Islanders	10/20/79	John Garrett
2. Wilf Paiement	at Colorado	12/15/79	John Garrett
3. Steve Shutt*	Montreal	1/24/80	John Garrett
4. Peter McNab	Boston	2/27/80	John Garrett (2)/Al Smith (1)
5. Dave Christian	at Winnipeg	3/26/80	Al Smith
6. Dennis Maruk	Washington	11/15/80	John Garrett
7. Anders Hedberg	at NY Rangers	11/16/80	Ken Holland
8. Ron Sedlbauer	at Chicago	11/23/80	Mike Veisor
9. Darryl Sittler*	at Toronto	1/24/81	John Garrett
10. Reggie Leach	at Philadelphia	2/8/81	John Garrett
11. Kent Nilsson	at Calgary	2/27/81	John Garrett
12. Glenn Anderson	Edmonton	3/25/81	Mike Veisor (2)/ENG (1)
13. Mario Tremblay	Montreal	10/15/81	Greg Millen
14. Doug Risebrough	at Montreal	11/29/81	Greg Millen
15. Don Marcotte	Boston	12/26/81	Greg Millen
16. Doug Shedden	at Pittsburgh	1/2/82	John Garrett
17. Wayne Gretzky	at Edmonton	2/19/82	Greg Millen
18. Chris Valentine*	at Washington	2/27/82	Greg Millen
19. Pierre Mondou	at Montreal	3/30/82	Greg Millen
20. Barry Pederson	at Boston	4/4/82	Greg Millen
21. Steve Tambellini	at New Jersey	12/3/82	Greg Millen
22. Ryan Walter	Montreal	12/8/82	Mike Veisor
23. Darcy Rota	Vancouver	1/6/83	Greg Millen
24. Darryl Sittler (2)	Philadelphia	1/8/83	Greg Millen
25. Ivan Boldirev	at Detroit	2/20/83	Greg Millen
26. Matt Pavelich**	at NY Rangers	2/23/83	Greg Millen
27. Dale Hawerchuk	at Winnipeg	2/25/83	Mike Veisor
28. Michel Goulet	at Quebec	3/5/83	Greg Millen (2)/Mike Veisor (1)
29. Peter Stastny	Quebec	3/6/83	Greg Millen
30. Wayne Gretzky (2)	Edmonton	3/8/83	Mike Veisor
31. Barry Pederson (2)	at Boston	3/26/83	Mike Veisor
32. Bernie Nicholls	at Los Angeles	10/25/83	Mike Veisor
33. Mike Bossy	at NY Islanders	11/15/83	Greg Millen
34. Darcy Rota (2)	Vancouver	11/30/83	Greg Millen
35. Rick Vaive	Toronto	12/8/83	Ed Staniowski (2)/Greg Millen (1)
36. Marcel Dionne	Los Angeles	12/30/83	Greg Millen (2)/Ed Staniowski (1)
37. Wayne Gretzky (3)	at Edmonton	1/7/84	Greg Millen (2)/ENG (1)
38. Tony Tanti	at Vancouver	1/15/84	Greg Millen
39. Glenn Anderson* (2)	at Edmonton	3/21/84	Greg Millen (3)/ENG (1)
40. Steve Tambellini (2)	at Calgary	10/23/84	Greg Millen
41. Tony McKegney	Quebec	10/31/84	Greg Millen
42. Marian Stastny	at Quebec	12/1/84	Greg Millen
43. Mats Naslund*	at Montreal	12/3/84	Steve Weeks
44. Kent Nilsson (2)	Calgary	2/6/85	Steve Weeks
45. Doug Gilmour	St. Louis	2/23/86	Mike Liut
46. Mark Hunter	St. Louis	2/23/86	Mike Liut
47. Michel Goulet (2)	Quebec	3/8/86	Mike Liut
48. Charlie Simmer	at Boston	12/18/86	Steve Weeks
49. Michel Goulet (3)	at Quebec	12/27/87	Mike Liut
50. Sergio Momesso	Montreal	2/3/88	Mike Liut
51. Hakan Loob	Calgary	3/15/88	Mike Liut (2)/Richard Brodeur (1)
52. Jiri Hrdina*	at Calgary	11/7/88	Mike Liut
53. Mike Foligno	Buffalo	1/31/89	Peter Sidorkiewicz
54. Brent Ashton	at Winnipeg	2/19/89	Peter Sidorkiewicz
55. Mark Messier*	at Edmonton	2/21/89	Mike Liut
56. Dino Ciccarelli*	Washington	3/18/89	Mike Liut
57. Mario Lemieux*	at Pittsburgh	3/30/89	Kay Whitmore
58. Joe Sakic	at Quebec	10/8/89	Kay Whitmore
59. Denis Savard	at Chicago	12/30/89	Peter Sidorkiewicz
60. Gary Leeman	Toronto	3/8/90	Peter Sidorkiewicz
61. Stephane Richer	Montreal	3/24/90	Peter Sidorkiewicz
62. Pierre Turgeon	at Buffalo	10/28/90	Peter Sidorkiewicz
63. David Volek	at NY Islanders	12/20/90	Peter Sidorkiewicz

SCORER	TEAM	DATE	GOALTENDER
64. David Gagner	Minnesota	12/23/90	Daryl Reaugh
65. Brett Hull	at St. Louis	11/9/91	Kay Whitmore
66. Luc Robitaille*	at Los Angeles	2/6/92	Kay Whitmore
67. Paul Broten	at NY Rangers	3/1/92	Kay Whitmore
68. Mats Sundin**	Quebec	3/5/92	Peter Sidorkiewicz(3)/Kay Whitmore (2)
69. Al MacInnis	at Calgary	3/16/92	Kay Whitmore
70. Kevin Stevens*	Pittsburgh	10/17/92	Sean Burke (2)/Frank Pietrangelo (2)
71. Benoit Hogue	at NY Islanders	10/24/92	Sean Burke
72. Dave Andreychuk*	at Buffalo	11/13/92	Sean Burke (3)/Frank Pietrangelo (1)
73. Vincent Damphousse	Montreal	11/25/92	Sean Burke
74. Kevin Miller	at St. Louis	12/1/92	Frank Pietrangelo (2)/Sean Burke (1)
75. Rob Gaudreau	at San Jose	12/3/92	Sean Burke
76. Dimitri Khristich	at Washington	3/19/93	Mario Gosselin (2)/ENG (1)
77. Rick Tocchet	at Pittsburgh	4/1/93	Frank Pietrangelo (2)/Mario Gosselin (1)
78. Joel Otto	Calgary	11/3/93	Frank Pietrangelo
79. Igor Larionov	at San Jose	1/15/94	Sean Burke
80. Luc Robitaille* (2)	at Pittsburgh	2/16/95	Jeff Reese
81. Brian Noonan	NY Rangers	3/1/95	Jeff Reese (2)/ENG (1)
82. Peter Bondra	at Washington	4/21/95	Sean Burke
83. Daniel Alfredsson	Ottawa	11/2/95	Sean Burke
84. Kevin Miller (2)	at San Jose	1/30/96	Sean Burke
85. Vincent Damphousse	at Montreal	1/6/97	Jason Muzzatti
86. Derek King	NY Islanders	1/24/97	Sean Burke
87. Randy McKay	at New Jersey	3/13/97	Jason Muzzatti
88. Steve Heinze	at Boston	12/6/97	Trevor Kidd
89. Darryl Sydor	Dallas	1/3/98	Pat Jablonski
90. Vladimir Malakhov	Montreal	2/1/98	Kirk McLean (2)
91. Pat Verbeek	at Dallas	3/20/98	Trevor Kidd (2)/Kirk McLean (1)
92. Wendel Clark	Tampa Bay	12/30/98	Arturs Irbe
93. Peter Bondra (2)	at Washington	2/5/99	Trevor Kidd
94. Sergei Berezin	at Toronto	2/10/99	Arturs Irbe
95. Brian Savage	at Montreal	10/21/00	Arturs Irbe
96. Bill Guerin	Boston	1/2/02	Tom Barrasso (2)/ENG (1)
97. Martin St. Louis	at Tampa Bay	1/30/03	Kevin Weekes
98. Bryan Smolinski	at Los Angeles	2/7/03	Kevin Weekes (2)/Arturs Irbe (1)
99. Robert Lang	at Washington	11/12/03	Kevin Weekes (1)/Jamie Storr (2)
100. Martin St. Louis (2)	at Tampa Bay	1/15/04	Kevin Weekes (1)/Jamie Storr (2)
101. Ladislav Nagy	at Phoenix	12/3/05	<b>Cam Ward</b> (2)/Martin Gerber (1)
102. Mark Recchi	at Pittsburgh	3/4/06	<b>Cam Ward</b>
103. Brad Boyes	at Boston	3/18/06	<b>Cam Ward</b>
104. Alexander Semin	at Washington	10/7/06	<b>Cam Ward</b>
105. Martin St. Louis (3)	at Tampa Bay	10/26/06	<b>Cam Ward</b>
106. Vincent Lecavalier	at Tampa Bay	11/14/07	John Grahame
107. Daniel Briere	Philadelphia	11/21/07	<b>Cam Ward</b>
108. Joffery Lupul	at Philadelphia	12/15/07	John Grahame
109. Scott Hartnell	at Philadelphia	12/11/08	Michael Leighton
110. Brian Little	at Atlanta	12/26/08	<b>Cam Ward</b>
111. Jason Blake	Toronto	1/15/09	<b>Cam Ward</b>
112. Ryan Malone	at Tampa Bay	10/10/09	<b>Cam Ward</b> (2)/ENG (1)
113. Alexei Kovalev	at Ottawa	12/12/09	Manny Legace (2)/ENG (1)
114. Curtis Glencross	at Calgary	2/3/10	<b>Cam Ward</b> (2)/ENG (1)
115. Jeff Carter	Philadelphia	11/11/10	<b>Cam Ward</b>
116. Zdeno Chara	at Boston	1/17/11	<b>Cam Ward</b> (1)/Justin Peters (2)
117. Steven Stamkos	at Tampa Bay	12/31/11	<b>Cam Ward</b>
118. RJ Umberger	at Columbus	3/23/12	<b>Cam Ward</b>
119. Wayne Simmonds	Philadelphia	4/20/13	Justin Peters
120. James Neal	at Pittsburgh	4/27/13	Justin Peters
121. Jussi Jokinen	at Pittsburgh	10/8/13	<b>Cam Ward</b>
122. Derek Stepan	at NY Rangers	11/2/13	Justin Peters
123. Alex Galchenyuk	at Montreal	12/16/14	<b>Cam Ward</b>
124. Ryan Nugent-Hopkins	Edmonton	3/8/15	<b>Cam Ward</b>

\*Indicates a 4-goal game • \*\*Indicates a 5-goal game • ENG = Empty Net Goal

## NHL TEAM SHUTOUTS

GOALTENDER	DATE	OPPONENT	SAVES	SCORE	GOALTENDER	DATE	OPPONENT	SAVES	SCORE
1. Al Smith	11/17/79	Edmonton	23	3-0	63. Arturs Irbe (7)	10/7/99	at Philadelphia	30	2-0
2. Al Smith (2)	2/29/80	St. Louis	14	3-0	64. Eric Fichaud	10/30/99	at NY Islanders	24	4-0
3. Mike Veisor	10/22/80	Colorado	26	3-0	65. Arturs Irbe (8)	11/20/99	Dallas	24	1-0
4. Mike Veisor (2)	12/17/82	at Winnipeg	33	2-0	66. Arturs Irbe (9)	1/9/00	NY Rangers	30	1-0
5. Greg Millen	3/10/83	at New Jersey	23	3-0	67. Arturs Irbe (10)	3/21/00	at New Jersey	22	5-0
6. Greg Millen (2)	10/19/83	Washington	22	3-0	68. Arturs Irbe (11)	4/2/00	Philadelphia	31	1-0
7. Greg Millen (3)	2/12/84	Edmonton	28	11-0	69. Arturs Irbe (12)	11/12/00	Ottawa	29	4-0
8. Greg Millen (4)	11/10/84	at Quebec	27	1-0	70. Arturs Irbe (13)	11/16/00	Ottawa	27	1-0
9. Steve Weeks	2/14/85	at New Jersey	19	4-0	71. Arturs Irbe (14)	11/30/00	Philadelphia	25	2-0
10. Steve Weeks (2)	3/16/85	at St. Louis	28	5-0	72. Arturs Irbe (15)	1/14/01	Anaheim	27	4-0
11. Mike Liut	4/4/85	Washington	40	2-0	73. Arturs Irbe (16)	3/15/01	Washington	25	3-0
12. Mike Liut (2)	11/27/85	at Los Angeles	30	9-0	74. Arturs Irbe (17)	3/21/01	Buffalo	26	1-0
13. Steve Weeks (3)	1/20/86	at NY Rangers	19	5-0	75. Arturs Irbe (18)	10/7/01	Dallas	32	3-0
14. Mike Liut (3)	3/26/86	Montreal	30	3-0	76. Tom Barrasso	11/4/01	Phoenix	28	1-0
15. Mike Liut (4)	11/21/86	St. Louis	22	4-0	77. Tom Barrasso (2)	12/16/01	at Pittsburgh	11	7-0
16. Mike Liut (5)	11/26/86	Buffalo	24	3-0	78. Arturs Irbe (19)	1/15/02	Minnesota	22	2-0
17. Mike Liut (6)	12/23/86	Boston	23	2-0	79. Arturs Irbe (20)	3/30/02	at Boston	30	2-0
18. Steve Weeks (4)	1/24/87	at Toronto	18	3-0	80. Kevin Weekes	11/7/02	Buffalo	26	2-0
19. Mike Liut (7)	3/13/87	at Winnipeg	36	3-0	81. Kevin Weekes (2)	12/22/02	Dallas	28	1-0
20. Mike Liut (8)	11/11/87	Montreal	24	0-0	82. Kevin Weekes (3)	3/6/03	at Pittsburgh	21	4-0
21. Mike Liut (9)	1/23/88	Minnesota	33	5-0	83. Kevin Weekes (4)	3/7/03	Minnesota	22	1-0
22. Mike Liut (10)	10/29/88	New Jersey	29	3-0	84. Kevin Weekes (5)	3/15/03	Los Angeles	23	0-0
23. Peter Sidorkiewicz	12/6/88	Buffalo	31	9-0	85. Kevin Weekes (6)	10/23/03	at Boston	18	2-0
24. Peter Sidorkiewicz (2)	1/23/89	at Quebec	27	5-0	86. Kevin Weekes (7)	10/28/03	San Jose	28	3-0
25. Peter Sidorkiewicz (3)	3/3/89	Toronto	21	3-0	87. Kevin Weekes (8)	11/23/03	Tampa Bay	21	0-0
26. Peter Sidorkiewicz (4)	3/25/89	St. Louis	29	4-0	88. Kevin Weekes (9)	11/26/03	NY Islanders	28	2-0
27. Mike Liut (11)	10/25/89	Quebec	22	2-0	89. Kevin Weekes (10)	1/6/03	St. Louis	19	2-0
28. Mike Liut (12)	10/28/89	at Boston	25	1-0	90. Kevin Weekes (11)	1/27/04	at Toronto	32	2-0
29. Mike Liut (13)	11/14/89	at Detroit	26	3-0	91. <b>Ward</b> /Gerber	10/22/05	at Washington	1/17	4-0
30. Peter Sidorkiewicz (5)	3/13/90	at Vancouver	18	1-0	92. Martin Gerber	11/5/05	Florida	27	2-0
31. Daryl Reaugh	12/22/90	Philadelphia	26	1-0	93. Martin Gerber (2)	11/11/05	at Florida	26	1-0
32. Peter Sidorkiewicz (6)	2/2/91	at Philadelphia	20	2-0	94. Martin Gerber (3)	1/7/06	at NY Islanders	30	3-0
33. Kay Whitmore	10/23/91	San Jose	33	3-0	95. <b>Cam Ward</b>	11/9/06	Washington	20	5-0
34. Peter Sidorkiewicz (7)	2/22/92	Quebec	30	4-0	96. <b>Cam Ward (2)</b>	3/9/07	at Washington	25	3-0
35. Peter Sidorkiewicz (8)	3/3/92	Boston	21	4-0	97. <b>Cam Ward (3)</b>	11/5/07	Washington	35	5-0
36. Kay Whitmore (2)	3/11/92	Los Angeles	21	4-0	98. <b>Cam Ward (4)</b>	12/3/07	at NY Rangers	28	4-0
37. Kay Whitmore (3)	3/13/92	at Winnipeg	40	1-0	99. <b>Cam Ward (5)</b>	1/8/08	at Boston	19	1-0
38. Jeff Reese	11/27/93	Florida	31	4-0	100. <b>Cam Ward (6)</b>	3/12/08	at Chicago	25	3-0
39. Sean Burke	1/5/94	Winnipeg	20	4-0	101. <b>Cam Ward (7)</b>	10/30/08	at St. Louis	19	1-0
40. Sean Burke (2)	1/8/94	NY Islanders	28	6-0	102. <b>Cam Ward (8)</b>	1/19/09	at Toronto	35	2-0
41. Sean Burke (3)	10/7/95	NY Rangers	37	2-0	103. <b>Cam Ward (9)</b>	1/31/09	Atlanta	19	2-0
42. Jeff Reese (2)	11/24/95	at Toronto	30	4-0	104. <b>Cam Ward (10)</b>	2/15/09	at Buffalo	36	3-0
43. Sean Burke (4)	1/3/96	Washington	33	2-0	105. <b>Cam Ward (11)</b>	3/9/09	NY Rangers	28	3-0
44. Sean Burke (5)	1/16/96	Vancouver	25	3-0	106. <b>Cam Ward (12)</b>	4/7/09	NY Islanders	12	9-0
45. Jason Muzzatti	4/4/96	at New Jersey	40	1-0	107. Manny Legace	3/7/10	at Atlanta	27	4-0
46. Sean Burke (6)	4/13/96	Boston	34	2-0	108. <b>Cam Ward (13)</b>	11/26/10	at Boston	37	3-0
47. Sean Burke (7)	10/5/96	Phoenix	30	1-0	109. <b>Cam Ward (14)</b>	12/29/10	at Ottawa	37	4-0
48. Sean Burke (8)	2/22/97	Washington	28	2-0	110. <b>Cam Ward (15)</b>	3/15/11	at Buffalo	40	1-0
49. Sean Burke (9)	3/5/97	Calgary	30	2-0	111. <b>Cam Ward (16)</b>	4/6/11	Detroit	42	3-0
50. Sean Burke (10)	3/7/97	Montreal	26	2-0	112. <b>Cam Ward (17)</b>	10/28/11	Chicago	30	3-0
51. Sean Burke (11)	11/28/97	Tampa Bay	27	2-0	113. <b>Cam Ward (18)</b>	1/20/12	Washington	23	3-0
52. Trevor Kidd	4/1/98	at New Jersey	37	4-0	114. <b>Cam Ward (19)</b>	2/2/12	at Boston	47	3-0
53. Trevor Kidd (2)	4/4/98	at Montreal	24	1-0	115. Justin Peters	2/20/12	Washington	17	5-0
54. Trevor Kidd (3)	4/6/98	at Boston	27	3-0	116. <b>Cam Ward (20)</b>	3/15/12	St. Louis	40	2-0
55. Arturs Irbe	10/28/98	Chicago	21	2-0	117. <b>Cam Ward (21)</b>	3/27/12	at Toronto	30	3-0
56. Arturs Irbe (2)	10/31/98	at Boston	34	2-0	118. Dan Ellis	2/1/13	Ottawa	33	1-0
57. Trevor Kidd (4)	11/25/98	San Jose	36	3-0	119. Justin Peters (2)	3/12/13	at Washington	26	4-0
58. Arturs Irbe (3)	12/12/98	Detroit	35	3-0	120. Justin Peters (3)	11/7/13	NY Islanders	21	1-0
59. Arturs Irbe (4)	12/15/98	Edmonton	29	3-0	121. Anton Khudobin	3/27/14	at Florida	35	3-0
60. Arturs Irbe (5)	12/23/98	at NY Rangers	29	1-0	122. <b>Cam Ward (22)</b>	11/1/14	Arizona	25	3-0
61. Trevor Kidd (5)	1/31/99	at Boston	36	0-0	123. Anton Khudobin (2)	2/27/15	Washington	28	3-0
62. Arturs Irbe (6)	4/14/99	Washington	19	3-0					

# SHUTOUTS

## OPPONENTS SHUTOUTS

GOALTENDER	DATE	OPPONENT	SAVES	SCORE	GOALTENDER	DATE	OPPONENT	SAVES	SCORE
1. Ed Mio	12/9/79	at Edmonton	30	3-0	76. Curtis Joseph	11/3/99	Toronto	24	6-0
2. Mike Liut	12/29/79	at St. Louis	36	3-0	77. Felix Potvin	11/10/99	NY Islanders	25	2-0
3. Markus Mattsson	3/26/80	at Winnipeg	27	7-0	78. Jose Theodore (2)	1/30/00	at Montreal	23	3-0
4. Glenn Resch	11/20/80	at NY Islanders	24	5-0	79. Jose Theodore (3)	2/17/00	Montreal	26	3-0
5. Glen Hanlon	3/1/81	at Vancouver	28	3-0	80. Curtis Joseph (2)	11/8/00	at Toronto	27	5-0
6. Dave Parro	11/14/81	Washington	44	4-0	81. Patrick Lalime (2)	12/3/00	Ottawa	28	2-0
7. Denis Herron	2/28/82	Montreal	28	5-0	82. Robert Esche	2/16/01	Phoenix	33	2-0
8. Denis Herron (2)	3/13/82	at Montreal	24	5-0	83. Roman Cechmanek	2/19/01	at Philadelphia	21	4-0
9. Pete Peeters	11/27/82	at Boston	16	8-0	84. Kevin Weekes	3/8/01	at Tampa Bay	20	1-0
10. Frank Caprice	1/15/84	at Vancouver	30	5-0	85. Olaf Kolzig (2)	3/28/01	at Washington	18	7-0
11. Doug Keans	1/21/84	Boston	32	2-0	86. Chris Osgood	10/17/01	NY Islanders	20	4-0
12. Dan Bouchard	1/28/84	at Quebec	23	3-0	87. Nikolai Khabibulin	11/17/01	at Tampa Bay	26	2-0
13. Mike Liut (2)	3/13/84	at St. Louis	20	2-0	88. Nikolai Khabibulin (2)	11/25/01	Tampa Bay	41	4-0
14. Glen Hanlon (2)	4/1/84	at NY Rangers	26	2-0	89. Mike Richter (3)	11/29/01	at NY Rangers	22	5-0
15. Marc Behrend	11/7/84	Winnipeg	29	3-0	90. Evgeni Nabokov	2/10/02	at San Jose	24	4-0
16. Warren Skorodenski	11/17/84	Chicago	32	7-0	91. Roberto Luongo	12/6/02	Florida	40	2-0
17. Kelly Hrudey	12/21/84	NY Islanders	25	1-0	92. Chris Osgood (2)	12/28/02	at NY Islanders	25	3-0
18. Roberto Romano	12/28/84	at Pittsburgh	34	4-0	93. Mike Dunham	12/31/02	NY Rangers	30	2-0
19. Tom Barrasso	1/19/85	Buffalo	14	2-0	94. Sebastien Caron	1/15/03	Pittsburgh	26	2-0
20. Doug Keans (2)	3/7/85	at Boston	21	4-0	95. Martin Gerber	2/23/03	Anaheim	28	4-0
21. Pelle Lindbergh	10/24/85	at Philadelphia	24	3-0	96. Olaf Kolzig (3)	3/2/03	at Washington	21	2-0
22. Tom Barrasso (2)	11/19/85	Buffalo	23	2-0	97. Cristobal Huet	3/15/03	Los Angeles	30	0-0
23. Bob Froese	11/21/85	at Philadelphia	24	3-0	98. Mathieu Garon	3/30/03	Montreal	33	4-0
24. Eldon Reddick/ Daniel Berthiaume	1/9/87	at Winnipeg	29	3-0	99. Mika Noronen	11/21/03	at Buffalo	35	5-0
25. Tom Barrasso (3)	4/5/87	at Buffalo	14	6-0	100. Nikolai Khabibulin (3)	11/23/03	Tampa Bay	37	0-0
26. Brian Hayward	11/11/87	Montreal	23	0-0	101. Miikka Kiprusoff	12/11/03	at Calgary	23	1-0
27. Rick Wamsley	12/17/87	St. Louis	22	2-0	102. Brian Boucher	1/4/04	Phoenix	26	3-0
28. Kelly Hrudey (2)	2/20/88	at NY Islanders	29	3-0	103. Jose Theodore(4)	2/28/04	at Montreal	18	1-0
29. Patrick Roy	3/12/88	at Montreal	17	5-0	104. Marc Denis	3/2/04	Columbus	25	3-0
30. Pete Peeters (2)	2/3/89	at Washington	31	1-0	105. Pasi Nurminen	3/15/04	at Atlanta	31	1-0
31. Patrick Roy (2)	2/4/90	at Montreal	19	2-0	106. Dunham/Berkhoel	11/12/05	Atlanta	5/14	9-0
32. Daren Puppa (1)	3/10/90	Buffalo	31	5-0	107. Martin Brodeur (5)	2/3/06	at New Jersey	28	3-0
33. Jon Casey	10/24/90	at Minnesota	33	3-0	108. Martin Biron	4/18/06	Buffalo	33	4-0
34. Clint Malarchuk	10/28/90	at Buffalo	29	5-0	109. Martin Brodeur (6)	10/6/06	New Jersey	29	4-0
35. Andy Moog	1/21/91	at Boston	23	3-0	110. Cristobal Huet (2)	11/2/06	Montreal	31	4-0
36. Ed Belfour	11/10/91	at Chicago	18	3-0	111. Henrik Lundqvist	11/21/06	at NY Rangers	34	4-0
37. Jeff Reese	12/4/91	Toronto	26	3-0	112. Miikka Kiprusoff (2)	12/5/06	at Calgary	23	3-0
38. Tim Cheveldae	2/23/92	Detroit	24	4-0	113. Marc-Andre Fleury	1/2/07	at Pittsburgh	31	3-0
39. Stephane Fiset	3/9/92	at Quebec	30	2-0	114. Curtis Joseph (3)	1/4/07	Phoenix	29	2-0
40. Tim Cheveldae (2)	11/14/92	Detroit	19	2-0	115. Johan Holmqvist	2/1/07	Tampa Bay	31	4-0
41. Ed Belfour (2)	3/28/93	at Chicago	16	3-0	116. Ray Emery	2/28/07	at Ottawa	27	2-0
42. Dominik Hasek	12/11/93	Buffalo	25	3-0	117. Olaf Kolzig (4)	10/6/07	at Washington	23	2-0
43. Patrick Roy (3)	1/26/94	Montreal	30	3-0	118. Johan Hedberg	11/16/07	Atlanta	31	3-0
44. Chris Osgood	2/24/94	at Detroit (in Cleveland)	17	3-0	119. Emery/Gerber	12/12/07	Ottawa	1/31	6-0
45. Chris Terreri	3/10/94	at New Jersey	22	4-0	120. Manny Legace	1/5/08	at St. Louis	27	1-0
46. Mike Richter	3/16/94	at NY Rangers	27	4-0	121. Chris Mason	2/5/08	at Nashville	31	1-0
47. Jim Carey	3/20/95	Washington	30	6-0	122. Tomas Vokoun	2/12/09	Florida	42	5-0
48. Daren Puppa (2)	3/31/95	at Tampa Bay	25	2-0	123. Ray Emery (2)	10/2/09	Philadelphia	28	2-0
49. J.C. Bergeron	4/9/95	Tampa Bay	23	3-0	124. Martin Brodeur (7)	10/17/09	at New Jersey	26	2-0
50. Blaine Lacher	4/26/95	at Boston	22	1-0	125. Tomas Vokoun (2)	11/4/09	at Florida	32	3-0
51. John Vanbiesbrouck	10/21/95	at Florida	24	3-0	126. Marty Turco	11/23/09	at Dallas	22	2-0
52. Craig Billington	10/28/95	at Boston	27	3-0	127. Ilya Bryzgalov	3/13/10	Phoenix	29	4-0
53. Don Beaupre	11/2/95	Ottawa	41	5-0	128. Johan Hedberg (2)	3/27/10	Atlanta	34	4-0
54. Martin Brodeur	11/14/95	at New Jersey	16	1-0	129. Martin Brodeur (8)	4/3/10	New Jersey	26	4-0
55. Ken Wreggett	12/9/95	at Pittsburgh	35	6-0	130. Michal Neuvirth	10/27/10	Washington	29	3-0
56. Jim Carey (2)	12/30/95	at Washington	26	3-0	131. Brent Johnson	10/30/10	Pittsburgh	33	3-0
57. Bill Ranford	2/14/96	Boston	20	3-0	132. Tim Thomas	1/17/11	at Boston	31	7-0
58. Ron Hextall	3/25/96	at Philadelphia	21	3-0	133. James Reimer	2/3/11	at Toronto	27	3-0
59. John Vanbiesbrouck (2)	10/12/96	at Florida	21	6-0	134. Carey Price	11/16/11	at Montreal	25	4-0
60. Garth Snow	12/14/96	Philadelphia	21	4-0	135. Jhonas Enroth	11/18/11	Buffalo	34	1-0
61. Patrick Lalime	1/15/97	Pittsburgh	31	3-0	136. Jose Theodore (5)	3/11/12	at Florida	34	2-0
62. Martin Brodeur (2)	2/13/97	at New Jersey	20	4-0	137. Martin Brodeur (9)	3/31/12	New Jersey	22	5-0
63. Martin Brodeur (3)	3/13/97	at New Jersey	35	6-0	138. Peter Budaj	2/18/13	at Montreal	19	3-0
64. Arturs Irbe	3/21/97	at Dallas	16	2-0	139. Braden Holtby	2/26/13	at Washington	33	3-0
65. Patrick Roy (4)	3/25/97	Colorado	46	4-0	140. Ben Bishop	4/4/13	Tampa Bay	45	5-0
66. John Vanbiesbrouck (3)	1/27/98	at Florida	31	3-0	141. Ben Bishop (2)	11/1/13	Tampa Bay	31	3-0
67. Tommy Salo	1/30/98	at NY Islanders	32	2-0	142. Eddie Lack	12/9/13	at Vancouver	31	2-0
68. Martin Brodeur (4)	3/12/98	New Jersey	21	2-0	143. Sergei Bobrovsky	1/10/14	at Columbus	36	3-0
69. Olaf Kolzig	3/18/98	at Washington	36	1-0	144. Karri Ramo	1/13/14	Calgary	23	2-0
70. Mike Richter (2)	10/30/98	at NY Rangers	30	1-0	145. Carey Price (2)	1/28/14	at Montreal	36	3-0
71. Mike Vernon	11/12/98	at San Jose	20	3-0	146. Jonas Hiller	10/23/14	at Calgary	16	5-0
72. Ron Hextall/ John Vanbiesbrouck	1/9/99	at Philadelphia	20	2-0	147. Troy Grosenick	11/16/14	San Jose	45	2-0
73. Byron Dafoe	1/31/99	at Boston	24	0-0	148. Luongo/Montoya	11/26/14	at Florida	11/22	1-0
74. Garth Snow (2)	2/26/99	at Vancouver	23	1-0	149. Cam Talbot	12/21/14	at NY Rangers	18	1-0
75. Jose Theodore	4/7/99	at Montreal	27	2-0	150. Ryan Miller	1/16/15	Vancouver	28	3-0
					151. Dan Ellis	3/14/15	Florida	27	2-0
					152. Carey Price (3)	3/19/15	at Montreal	31	4-0
					153. Petr Mrazek	4/11/15	Detroit	35	2-0

## TEAM PENALTY SHOTS

SHOOTER	DATE	RESULT	OPPONENT	GOALTENDER
1. Mike Rogers	2/22/81	Missed	NY Rangers	Doug Soetaert
2. Blaine Stoughton	3/5/83	Missed	at Quebec	Clint Malarchuk
3. Blaine Stoughton (2)	3/29/83	SCORED	Buffalo	Bob Sauve
4. Bob Crawford	2/1/84	SCORED	at Detroit	Ken Holland
5. Tony Currie	3/17/84	Missed	Pittsburgh	Denis Herron
6. Ron Francis	1/17/86	SCORED	Quebec	Richard Sevigny
7. Dave Tippet	10/31/87	SCORED	Philadelphia	Ron Hextall
8. Dave Tippet (2)	1/9/88	Missed	Pittsburgh	Gilles Meloche
9. Dean Evason	1/13/88	Missed	at Chicago	Darren Pang
10. Kevin Dineen	10/19/89	Missed	at NY Rangers	Mike Richter
11. John Cullen	1/16/92	Missed	at Boston	Andy Moog
12. Murray Craven	3/24/92	SCORED	at Washington	Don Beaupre
13. Andrew Cassels	4/6/94	SCORED	NY Islanders	Ron Hextall
14. Sami Kapanen	3/12/97	SCORED	Boston	Jim Carey
15. Sami Kapanen (2)	1/7/99	Missed	at Pittsburgh	Tom Barrasso
16. Erik Cole	11/29/03	Missed	Pittsburgh	Sebastien Caron
17. Erik Cole (2)	4/2/04	Missed	NY Islanders	Rick DiPietro
18. Erik Cole (3)	11/9/05	SCORED	Buffalo	Martin Biron
19. Erik Cole (4)	11/9/05	Missed	Buffalo	Martin Biron
20. Erik Cole (5)	11/11/05	Missed	at Florida	Roberto Luongo
21. Justin Williams	11/20/05	SCORED	Tampa Bay	John Grahame
22. Frantisek Kaberle	1/13/06	SCORED	Nashville	Tomas Vokoun
23. Erik Cole (6)	1/21/06	SCORED	at Washington	Olaf Kolzig
24. Erik Cole (7)	2/9/06	Missed	at Tampa Bay	John Grahame
25. <b>Eric Staal</b>	12/8/06	Missed	at Vancouver	Roberto Luongo
26. Erik Cole (8)	1/6/07	Missed	NY Islanders	Rick DiPietro
27. Eric Belanger	1/30/07	Missed	Toronto	Andrew Raycroft
28. Justin Williams (2)	3/28/07	Missed	at Philadelphia	Martin Biron
29. <b>Eric Staal (2)</b>	10/26/07	SCORED	Montreal	Cristobal Huet
30. Chad LaRose	11/30/07	Missed	Washington	Olaf Kolzig
31. Chad LaRose (2)	12/28/07	SCORED	Boston	Tim Thomas
32. <b>Eric Staal (3)</b>	1/18/08	SCORED	Edmonton	Mathieu Garon
33. Matt Cullen	2/5/09	SCORED	at San Jose	Evgeni Nabokov
34. <b>Eric Staal (4)</b>	3/3/09	SCORED	at Washington	Michal Neuvirth
35. Ray Whitney	10/23/09	Missed	at Colorado	Craig Anderson
36. <b>Eric Staal (5)</b>	1/16/10	Missed	Atlanta	Ondrej Pavelec
37. Brandon Sutter	3/10/10	Missed	at Washington	Jose Theodore
38. Tom Kostopoulos	11/9/10	Missed	Edmonton	Devan Dubnyk
39. Chad LaRose (3)	3/29/11	Missed	at Washington	Semyon Varlamov
40. <b>Eric Staal (6)</b>	10/28/11	Missed	Chicago	Corey Crawford
41. Patrick Dwyer	11/14/11	SCORED	Philadelphia	Sergei Bobrovsky
42. Jiri Tlustý	12/6/11	SCORED	at Calgary	Miikka Kiprusoff
43. <b>Jeff Skinner</b>	12/7/11	Missed	at Edmonton	Devan Dubnyk
44. <b>Eric Staal (7)</b>	3/7/13	Missed	Montreal	Carey Price
45. <b>Jeff Skinner (2)</b>	12/12/13	Missed	at Calgary	Karri Ramo
46. <b>Jeff Skinner (3)</b>	3/7/14	SCORED	NY Rangers	Henrik Lundqvist
47. <b>Brad Malone</b>	2/3/15	SCORED	at Anaheim	Frederik Andersen

## OPPONENT PENALTY SHOTS

SHOOTER	DATE	RESULT	OPPONENT	GOALTENDER
1. Claude Larose	1/7/80	SAVED	at NY Rangers	Al Smith
2. Steve Kasper	1/27/86	SAVED	at Boston	Mike Liut
3. Mike Gartner	1/17/87	Scored	Washington	Mike Liut
4. Mats Naslund	1/19/87	Scored	at Montreal	Mike Liut
5. Jimmy Carson	11/3/89	SAVED	at Detroit	Mike Liut
6. Bob Sweeney	12/12/90	Scored	Boston	Peter Sidorkiewicz
7. Randy Burridge	3/31/91	SAVED	at Boston	Kay Whitmore
8. Luc Robitaille	2/6/92	Scored	at Los Angeles	Kay Whitmore
9. Michal Pivonka	1/21/95	SAVED	Washington	Sean Burke
10. Wayne Presley	3/8/96	SAVED	Toronto	Sean Burke
11. Brian Bradley	4/3/96	SAVED	at Tampa Bay	Sean Burke
12. Brendan Shanahan	11/5/97	SAVED	Detroit	Trevor Kidd
13. Keyvyn Adams	2/14/00	SAVED	at Toronto	Arturs Irbe
14. Ray Ferraro	2/21/01	Scored	Atlanta	Arturs Irbe
15. Joe Sacco	3/30/01	Scored	Washington	Arturs Irbe
16. Anson Carter	11/11/01	SAVED	Edmonton	Tom Barrasso
17. Pavel Bure	1/25/02	SAVED	Florida	Arturs Irbe
18. Jan Hlavac	11/6/03	Scored	NY Rangers	Kevin Weekes
19. Chris Phillips	12/28/05	SAVED	at Ottawa	<b>Cam Ward</b>
20. Michael Ryder	12/31/05	SAVED	Montreal	Martin Gerber
21. Martin Straka	3/14/06	SAVED	NY Rangers	Martin Gerber
22. Marc Savard	4/1/06	Scored	at Atlanta	<b>Cam Ward</b>
23. Jim Slater	4/8/06	SAVED	at Atlanta	Martin Gerber
24. John Pohl	12/15/06	SAVED	Toronto	<b>Cam Ward</b>
25. Ales Kotalik	12/28/06	Scored	at Buffalo	John Grahame
26. Tomas Plekanec	2/17/07	Scored	at Montreal	<b>Cam Ward</b>
27. Bryan Allen	4/7/07	SAVED	Florida	John Grahame
28. Richard Park	10/27/07	SAVED	at NY Islanders	John Grahame
29. Vincent Lecavalier	11/8/07	SAVED	Tampa Bay	<b>Cam Ward</b>
30. Mike Richards	11/21/07	SAVED	Philadelphia	<b>Cam Ward</b>
31. Drew Stafford	12/1/07	SAVED	at Buffalo	John Grahame
32. Nathan Horton	2/16/08	Scored	Florida	John Grahame
33. Doug Weight	10/25/08	SAVED	at NY Islanders	<b>Cam Ward</b>
34. Alex Tanguay	10/28/08	Scored	at Montreal	<b>Cam Ward</b>
35. Alex Ovechkin	12/7/08	SAVED	Washington	Michael Leighton
36. Guillaume Latendresse	12/16/08	Scored	Montreal	<b>Cam Ward</b>
37. Evgeni Malkin	4/4/09	SAVED	Pittsburgh	<b>Cam Ward</b>
38. Derek Roy	4/9/09	Scored	Buffalo	Michael Leighton
39. Mike Richards	1/23/10	SAVED	at Philadelphia	<b>Cam Ward</b>
40. Sean Bergenheim	12/20/10	SAVED	at Tampa Bay	Justin Peters
41. Jack Skille	11/29/11	SAVED	Florida	<b>Cam Ward</b>
42. Alex Ovechkin (2)	1/2/14	SAVED	at Washington	<b>Anton Khudobin</b>
43. Tyler Ennis	3/13/14	Scored	Buffalo	<b>Cam Ward</b>
44. Brian Gibbons	4/1/14	SAVED	at Pittsburgh	<b>Anton Khudobin</b>

## INDIVIDUAL RECORDS IN A SEASON SERIES

## MOST GOALS

<b>Eric Staal</b> . . . . .	8 – vs. Tampa Bay, 2008-09
Sylvain Turgeon . . . . .	7 – vs. Montreal, 1985-86
Kevin Dineen . . . . .	7 – vs. Buffalo, 1988-89
Pat Verbeek . . . . .	7 – vs. Quebec, 1989-90
Geoff Sanderson . . . . .	7 – vs. Boston, 1992-93
Pat Verbeek . . . . .	7 – vs. Buffalo, 1992-93
Geoff Sanderson . . . . .	7 – vs. Buffalo, 1996-97
Erik Cole . . . . .	7 – vs. Washington, 2006-07
<b>Eric Staal</b> . . . . .	7 – vs. Atlanta, 2007-08

## MOST ASSISTS

Ron Francis . . . . .	13 – vs. Boston, 1986-87
Dave Babych . . . . .	10 – vs. Buffalo, 1987-88
Ron Francis . . . . .	9 – vs. Boston, 1984-85
Ron Francis . . . . .	9 – vs. Montreal, 1984-85
Dave Babych . . . . .	9 – vs. Buffalo, 1988-89
Pat Verbeek . . . . .	9 – vs. Montreal, 1989-90
John Cullen . . . . .	9 – vs. Buffalo, 1991-92

## MOST POINTS

Ron Francis . . . . .	16 – vs. Boston, 1986-87
<b>Eric Staal</b> . . . . .	16 – vs. Atlanta, 2007-08
Kevin Dineen . . . . .	15 – vs. Buffalo, 1988-89
Pat Verbeek . . . . .	14 – vs. Quebec, 1989-90
Dave Babych . . . . .	13 – vs. Buffalo, 1987-88

## MOST GAME-WINNING GOALS

Erik Cole . . . . .	9 – 2010-11
Blaine Stoughton . . . . .	9 – 1979-80
Blaine Stoughton . . . . .	8 – 1982-83
Kevin Dineen . . . . .	8 – 1985-86
Carey Wilson . . . . .	8 – 1987-88
Erik Cole . . . . .	8 – 2005-06
Justin Williams . . . . .	8 – 2006-07
<b>Eric Staal</b> . . . . .	8 – 2008-09
<b>Eric Staal</b> . . . . .	8 – 2010-11

## SEASON

Kevin Dineen . . . . .	7 – 1986-87
Ron Francis . . . . .	7 – 1986-87
Ray Ferraro . . . . .	7 – 1988-89
Geoff Sanderson . . . . .	7 – 1995-96
Sami Kapanen . . . . .	7 – 1998-99
Jeff O'Neill . . . . .	7 – 1999-00
Jeff O'Neill . . . . .	7 – 2002-03
<b>Eric Staal</b> . . . . .	7 – 2007-08

Mike Rogers . . . . .	6 – vs. Colorado, 1979-80
Mike Rogers . . . . .	6 – vs. Quebec, 1979-80
Blaine Stoughton . . . . .	6 – vs. Vancouver, 1979-80
Ron Francis . . . . .	6 – vs. Buffalo, 1982-83
Blaine Stoughton . . . . .	6 – vs. Montreal, 1982-83
Kevin Dineen . . . . .	6 – vs. Boston, 1984-85
Kevin Dineen . . . . .	6 – vs. Buffalo, 1985-86
Kevin Dineen . . . . .	6 – vs. NY Rangers, 1986-87
Dean Evason . . . . .	6 – vs. Montreal, 1986-87

<b>Eric Staal</b> . . . . .	9 – vs. Atlanta, 2007-08
Rod Brind'Amour . . . . .	8 – vs. Atlanta, 2006-07
Rod Brind'Amour . . . . .	8 – vs. Florida, 2006-07
Ron Francis . . . . .	8 – vs. Boston, 1985-86
Ron Francis . . . . .	8 – vs. Minnesota, 1983-84
Ron Francis . . . . .	8 – vs. Buffalo, 1986-87
Kevin Dineen . . . . .	8 – vs. Buffalo, 1988-89

Ron Francis . . . . .	13 – vs. Montreal, 1984-85
Pat Verbeek . . . . .	13 – vs. Montreal, 1989-90
John Cullen . . . . .	13 – vs. Buffalo, 1991-92
Doug Sulliman . . . . .	12 – vs. Quebec, 1980-81
Ron Francis . . . . .	12 – vs. Quebec, 1989-90

Sylvain Turgeon . . . . .	6 – vs. Quebec, 1987-88
Ray Ferraro . . . . .	6 – vs. Quebec, 1988-89
Kevin Dineen . . . . .	6 – vs. Montreal, 1988-89
Kevin Dineen . . . . .	6 – vs. Los Angeles, 1989-90
Sami Kapanen . . . . .	6 – vs. Edmonton, 1997-98
Rod Brind'Amour . . . . .	6 – vs. Washington, 2005-06
<b>Eric Staal</b> . . . . .	6 – vs. Tampa Bay, 2006-07
<b>Eric Staal</b> . . . . .	6 – vs. NY Islanders, 2008-09
Jussi Jokinen . . . . .	6 – vs. Atlanta, 2009-10

Pat Verbeek . . . . .	8 – vs. Buffalo, 1991-92
Andrew Cassels . . . . .	8 – vs. Boston, 1992-93
Andrew Cassels . . . . .	8 – vs. Buffalo, 1993-94
Rod Brind'Amour . . . . .	8 – vs. Atlanta, 2005-06
<b>Eric Staal</b> . . . . .	8 – vs. Pittsburgh, 2005-06
Cory Stillman . . . . .	8 – vs. Washington, 2005-06

<b>Eric Staal</b> . . . . .	12 – vs. Pittsburgh, 2005-06
Rod Brind'Amour . . . . .	12 – vs. Atlanta, 2006-07
Rod Brind'Amour . . . . .	12 – vs. Florida, 2006-07
Erik Cole . . . . .	12 – vs. Washington, 2006-07

## CAREER

Ron Francis . . . . .	57
<b>Eric Staal</b> . . . . .	47
Jeff O'Neill . . . . .	38
Kevin Dineen . . . . .	37
Erik Cole . . . . .	34
Rod Brind'Amour . . . . .	29
Blaine Stoughton . . . . .	29
Sami Kapanen . . . . .	28
Geoff Sanderson . . . . .	26
Pat Verbeek . . . . .	22
Sylvain Turgeon . . . . .	19
Ray Whitney . . . . .	19
Robert Kron . . . . .	18
Ray Ferraro . . . . .	17
<b>Jeff Skinner</b> . . . . .	15
Jussi Jokinen . . . . .	14

# OVERTIME RESULTS

## TEAM OVERTIME RESULTS

### REGULAR-SEASON OVERTIME RESULTS

YEAR	OVERALL	HOME	ROAD	YEAR	OVERALL	HOME	ROAD
1983-84	2-3-10 (.457)	1-0-5 (.583)	1-3-5 (.389)	1999-00	4-0-10 (.643)	3-0-5 (.688)	1-0-5 (.583)
1984-85	4-4-9 (.500)	2-3-5 (.450)	2-1-4 (.571)	2000-01	6-3-9 (.583)	2-0-3 (.700)	4-3-6 (.538)
1985-86	1-2-4 (.400)	0-1-2 (.333)	1-1-2 (.500)	2001-02	6-5-16 (.519)	4-2-11 (.559)	2-3-5 (.450)
1986-87	2-0-7 (.611)	0-0-5 (.500)	2-0-2 (.750)	2002-03	2-6-11 (.395)	0-3-9 (.375)	2-3-2 (.429)
1987-88	3-2-7 (.542)	3-0-5 (.688)	0-2-2 (.250)	2003-04	5-6-14 (.480)	3-2-8 (.538)	2-4-6 (.417)
1988-89	1-4-5 (.350)	0-3-2 (.200)	1-1-3 (.500)	2005-06	12-8 (.600)	7-2 (.777)	5-6 (.455)
1989-90	0-0-9 (.500)	0-0-5 (.500)	0-0-4 (.500)	2006-07	6-8 (.429)	3-4 (.429)	3-4 (.429)
1990-91	2-5-11 (.416)	0-1-6 (.428)	2-4-5 (.450)	2007-08	7-6 (.538)	4-4 (.500)	3-2 (.600)
1991-92	2-3-13 (.472)	0-1-10 (.455)	2-2-3 (.500)	2008-09	10-7 (.588)	4-1 (.800)	6-6 (.500)
1992-93	3-9-6 (.333)	2-4-5 (.409)	1-5-1 (.214)	2009-10	9-10 (.474)	7-3 (.700)	2-7 (.222)
1993-94	4-1-9 (.607)	3-1-6 (.600)	1-0-3 (.625)	2010-11	11-11 (.500)	7-5 (.583)	4-6 (.400)
1994-95	4-0-5 (.722)	3-0-3 (.750)	1-0-2 (.667)	2011-12	4-16 (.200)	3-7 (.300)	1-9 (.100)
1995-96	2-3-9 (.464)	1-1-4 (.500)	1-2-5 (.38)	2012-13	2-4 (.333)	1-1 (.500)	1-3 (.250)
1996-97	3-4-11 (.472)	2-1-2 (.600)	1-3-9 (.423)	2013-14	6-11 (.353)	3-6 (.333)	3-5 (.375)
1997-98	2-2-8 (.500)	0-1-7 (.438)	2-1-1 (.625)	2014-15	6-11 (.353)	4-7 (.364)	2-4 (.333)
1998-99	1-5-18 (.417)	1-2-9 (.458)	0-3-9 (.375)	<b>TOTALS</b>	<b>132-159-201</b>	<b>76-66-117</b>	<b>59-93-84</b>

### REGULAR-SEASON OVERTIME GOALS

GOAL SCORER	DATE	TIME	RESULT	OPP. GOALIE	GOAL SCORER	DATE	TIME	RESULT	OPP. GOALIE
1. Blaine Stoughton	11/26/83	4:52	4-3 win vs. NYR	Steve Weeks	52. Sean Hill	3/5/02	1:36	2-1 win at CHI	Steve Passmore
2. Tony Currie	3/24/84	0:46	3-2 win at QUE	Dan Bouchard	53. Aaron Ward	12/20/02	3:52	3-2 win at ATL	Byron Dafoe
3. Risto Siltanen	10/13/84	2:25	3-2 win vs. BOS	Pete Peeters	54. Craig Adams	3/12/03	3:41	3-2 win at BUF	Martin Biron
4. Greg Malone	12/8/84	4:27	4-3 win at NYI	Kelly Hrudey	55. <b>Eric Staal</b>	11/8/03	2:44	3-2 win vs. LA	Roman Cechmanek
5. Pat Boutette	12/15/84	3:23	4-3 win vs. MTL	Doug Soetaert	56. Jeff O'Neill (6)	12/18/03	2:14	2-1 win vs. PIT	Sebastian Caron
6. Mike Crombeen	2/21/85	3:45	4-3 win at NYR	Glen Hanlon	57. Sean Hill (2)	12/27/03	0:39	2-1 win vs. MTL	Jose Theodore (3)
7. Kevin Dineen	10/17/85	1:49	4-3 win at NJ	Glenn Resch	58. Kevyn Adams	3/5/04	4:59	3-2 win at ATL	Pasi Nurminen
8. Kevin Dineen (2)	12/21/86	2:57	4-3 win at NYR	J. Vanbiesbrouck	59. Bret Hedican	3/20/04	4:00	3-2 win at OTT	Patrick Lalime (2)
9. Ron Francis	1/19/87	4:57	5-4 win at MTL	Brian Hayward	60. Matt Cullen	10/26/05	3:24	4-3 win vs. BOS	Andrew Raycroft
10. Sylvain Turgeon	10/17/87	3:59	4-3 win vs. NJ	Alain Chevrier	61. Frantisek Kaberle	11/29/05	0:32	4-3 win at ATL	Michael Garnett
11. Kevin Dineen	1/2/88	0:55	5-4 win vs. PIT	Gilles Meloche	62. Frantisek Kaberle (2)	1/13/06	2:31	5-4 win vs. NSH	Tomas Vokoun
12. Ray Ferraro	1/24/88	2:21	2-1 win vs. DET	Sam St. Laurent	63. Ray Whitney	4/3/06	3:35	6-5 win vs. WSH	Olaf Kolzig (2)
13. Brian Lawton	1/4/89	3:19	5-4 win at BUF	Daren Puppa	64. Anton Babchuk	10/25/06	1:11	5-4 win at ATL	Kari Lehtonen
14. Randy Cunneynworth	11/10/90	0:49	3-2 win at MIN	Jon Casey	65. Erik Cole (2)	12/23/06	1:59	3-2 win at FLA	Ed Belfour
15. Scott Young	12/7/90	0:53	4-3 win at BUF	Clint Malarchuk	66. Justin Williams	1/16/07	1:47	3-2 win at FLA	Ed Belfour (2)
16. Adam Burt	2/29/92	4:58	5-4 win at MIN	Jon Casey (2)	67. Glen Wesley	2/22/07	0:16	3-2 win vs. PHI	Antero Niittymaki
17. Andrew Cassels	4/15/92	1:38	4-3 win at PHI	Dominik Roussel	68. Ray Whitney (2)	4/1/07	1:30	4-3 win at FLA	Andrew Belfour (3)
18. Murray Craven	11/28/92	2:53	4-3 win vs. BOS	Rejean Lemelin	69. Rod Brind'Amour (2)	4/7/07	4:36	5-4 win vs. FLA	Craig Anderson
19. Murray Craven (2)	3/16/93	1:03	4-3 win at TB	Wendell Young	70. Scott Walker	12/18/07	4:27	3-2 win vs. TOR	Vesa Toskala
20. Mark Janssens	4/14/93	1:08	5-4 win vs. NYI	Mark Fitzpatrick	71. Cory Stillman	1/21/08	0:52	3-2 win at NYI	Rick DiPietro
21. Brian Propp	11/10/93	0:20	4-3 win vs. OTT	Darrin Madeley	72. Rod Brind'Amour (3)	1/31/08	3:20	3-2 win vs. TOR	Vesa Toskala (2)
22. Robert Kron	11/23/93	3:55	2-1 win at FLA	J. Vanbiesbrouck (2)	73. Sergei Samsonov	2/26/08	1:36	2-1 win vs. NJ	Martin Brodeur
23. Geoff Sanderson	12/26/93	4:10	3-2 win vs. OTT	Craig Billington	74. Scott Walker (2)	3/8/08	2:50	4-3 win vs. BUF	Ryan Miller
24. Andrew Cassels (2)	3/30/94	3:15	3-2 win vs. CHI	Jeff Hackett	75. <b>Eric Staal (2)</b>	10/11/08	4:36	4-3 win at TB	Mike Smith
25. Darren Turcotte	2/22/95	2:59	3-2 win vs. BOS	Blaine Lacher	76. Nicolas Wallin	11/4/08	1:52	5-4 win at TOR	Vesa Toskala (3)
26. Robert Kron (2)	3/4/95	1:11	3-2 win vs. TB	Darren Puppa (2)	77. Sergei Samsonov (2)	11/28/08	3:53	3-2 win at PHI	Martin Biron (2)
27. Geoff Sanderson (2)	3/26/95	2:16	4-3 win at WSH	Jim Carey	78. Joe Corvo	12/18/08	4:16	2-1 win vs. FLA	Tomas Vokoun (2)
28. Darren Turcotte (2)	4/14/95	1:04	4-3 win vs. MTL	Patrick Roy	79. Tuomo Ruutu	12/21/08	1:43	3-2 win at MTL	Carey Price
29. Adam Burt (2)	2/9/96	3:24	3-2 win at COL	Patrick Roy (2)	80. Ray Whitney (3)	3/23/09	1:37	3-2 win at FLA	Tomas Vokoun (3)
30. Geoff Sanderson (3)	2/17/96	1:49	2-1 win vs. BUF	Dominik Hasek	81. Anton Babchuk	4/4/09	1:11	3-2 win vs. PIT	Marc-Andre Fleury
31. Curtis Leschyshyn	11/9/96	4:55	4-3 win vs. BUF	Dominik Hasek (2)	82. Ray Whitney (4)	1/2/10	3:45	2-1 win at NYR	Henrik Lundqvist
32. Robert Kron (3)	12/21/96	2:11	6-5 win vs. TB	Rick Tabaracci	83. Sergei Samsonov (3)	2/11/10	1:47	4-3 win vs. BUF	Ryan Miller (2)
33. Robert Kron (4)	1/22/97	4:46	2-1 win vs. FLA	Mark Fitzpatrick (2)	84. Brian Pothier	3/11/10	0:23	4-3 win vs. PIT	Brent Johnson
34. Bates Battaglia	1/10/98	1:59	2-1 win at NYI	Wade Flaherty	85. Ray Whitney (5)	3/18/10	4:02	4-3 win vs. WSH	Semyon Varlamov
35. Jeff O'Neill	3/6/98	2:34	5-4 win at PHX	Nikolai Khabibulin	86. Jamie McBain	3/20/10	4:59	3-2 win at PIT	Marc-Andre Fleury (2)
36. Gary Roberts	1/28/99	3:18	3-2 win vs. NYR	Mike Richter	87. Anton Babchuk (2)	10/23/10	2:52	4-3 win at PHX	Ilya Bryzgalov
37. Nolan Pratt	12/26/99	0:27	4-3 win vs. FLA	M. Shtalenkov	88. Brandon Sutter	12/3/10	1:16	2-1 win vs. COL	Craig Anderson (2)
38. Marek Malik	1/24/99	0:55	3-2 win vs. MTL	Jose Theodore	89. Erik Cole (3)	1/9/11	2:09	4-3 win vs. ATL	Ondrej Pavelec
39. Jeff O'Neill (2)	1/28/00	0:16	4-3 win vs. NJ	Chris Terreri	90. Erik Cole (4)	2/5/11	2:48	4-3 win vs. ATL	Ondrej Pavelec (2)
40. Jeff O'Neill (3)	2/26/00	2:28	2-1 win at FLA	Mike Vernon	91. Jamie McBain (2)	3/3/11	0:26	3-2 win vs. BUF	Ryan Miller (3)
41. Josef Orolinsh	10/31/00	2:35	6-5 win vs. TB	Kevin Weekes	92. Joni Pitkanen	3/18/11	3:58	3-2 win vs. NYI	AI Montoya
42. Bates Battaglia (2)	11/29/00	1:41	2-1 win at FLA	Trevor Kidd	93. Tuomo Ruutu (2)	12/23/11	1:36	2-1 win vs. OTT	Craig Anderson (3)
43. Ron Francis (2)	1/16/01	0:33	3-2 win at MTL	Jose Theodore (2)	94. <b>Eric Staal (3)</b>	12/29/11	3:09	4-3 win vs. TOR	James Reimer
44. Jeff O'Neill (4)	2/7/01	0:25	2-1 win at PHX	Sean Burke	95. <b>Justin Faulk</b>	3/6/12	3:38	4-3 win at WSH	Michal Neuvirth
45. Rod Brind'Amour	3/30/01	3:07	4-3 win vs. WSH	Olaf Kolzig	96. Jay Harrison	2/7/13	2:19	3-2 win at OTT	Craig Anderson
46. Shane Willis	4/1/01	1:18	3-2 win at OTT	Patrick Lalime	97. Manny Malhotra	11/5/13	2:40	2-1 win vs. PHI	Steve Mason
47. Jeff O'Neill (5)	10/20/01	1:33	2-1 win vs. ATL	Milan Hnilecka	97. Alexander Semin	12/31/13	3:27	5-4 win vs. MTL	Carey Price (2)
48. Sami Kapanen	10/28/01	1:33	3-2 win vs. LA	Felix Potvin	98. <b>Jeff Skinner</b>	1/2/14	1:20	4-3 win at WSH	Philipp Grubauer
49. Josef Vasicsek	11/4/01	0:52	1-0 win vs. PHX	Sean Burke (2)	99. Jay Harrison (2)	3/4/14	4:18	3-2 win at SJ	Alex Stalock
50. Ron Francis (3)	12/10/01	2:36	4-3 win at NYR	Mike Richter (2)	100. <b>Elias Lindholm</b>	11/7/14	4:22	3-2 win vs. CBJ	Curtis McElhinney
51. Erik Cole	12/21/01	1:28	5-4 win vs. ATL	Milan Hnilecka (2)					

## OPPONENTS' REGULAR-SEASON OVERTIME GOALS

GOAL SCORER	DATE	TIME	RESULT	CAR. GOALIE	GOAL SCORER	DATE	TIME	RESULT	CAR. GOALIE
1. Patrik Sundstrom	10/23/83	4:52	5-4 loss at VAN	Greg Millen	59. Milan Hejduk	1/12/03	2:04	3-2 loss vs. COL	Kevin Weekes (4)
2. Jan Ludvig	2/16/84	4:54	6-5 loss at NJ	Ed Staniowski	60. Stephen Weiss	1/25/03	3:40	3-2 loss at FLA	Arturs Irbe (9)
3. Mike Foligno	3/11/84	1:53	4-3 loss at BUF	Greg Millen (2)	61. Sergei Zubov	2/11/03	4:59	2-1 loss at DAL	Kevin Weekes (5)
4. Petri Skriko	2/1/85	1:11	4-3 loss at VAN	Steve Weeks	62. Scott Hartnell	12/3/03	3:30	2-1 loss vs. NSH	Kevin Weekes (6)
5. Dan Daoust	2/17/85	1:30	5-4 loss vs. TOR	Steve Weeks (2)	63. Markus Naslund	12/14/03	4:13	2-1 loss at VAN	Jamie Storr
6. Marcel Dionne	2/23/85	2:46	2-1 loss vs. LA	Mike Liut	64. Darcy Tucker	2/19/04	2:18	2-1 loss vs. TOR	Kevin Weekes (7)
7. Jean-Marc Lanthier	3/3/85	2:47	7-6 loss vs. VAN	Mike Liut (2)	65. Mike Ribeiro	2/28/04	3:38	1-0 loss vs. MTL	Kevin Weekes (8)
8. Ray Bourque	1/29/86	2:26	5-4 loss vs. BOS	Steve Weeks (3)	66. Dany Heatley	3/15/04	1:43	1-0 loss at ATL	Kevin Weekes (9)
9. Claude Loiselle	2/6/86	2:22	5-4 loss at DET	Mike Liut (3)	67. Aleksey Morozov	3/19/04	1:17	4-3 loss at PIT	Kevin Weekes (10)
10. Gary Roberts	12/22/87	4:10	6-5 loss at CGY	Steve Weeks (4)	68. Ken Klee	10/20/05	4:44	5-4 loss at TOR	<b>Cam Ward</b>
11. Dave Brown	2/15/88	3:55	5-4 loss at PHI	Mike Liut (4)	69. Dan Boyle	12/26/05	4:26	5-4 loss at TB	Martin Gerber
12. Petri Skriko (2)	11/5/88	0:34	3-2 loss vs. VAN	Mike Liut (5)	70. Sami Kapanen	12/29/05	1:27	4-3 loss vs. PHI	<b>Cam Ward (2)</b>
13. Rob Brown	12/26/88	1:39	4-3 loss vs. PIT	Mike Liut (6)	71. Joel Kwiatkowski	3/11/06	1:14	4-3 loss at FLA	Martin Gerber (2)
14. Marc Fortier	1/28/89	0:32	3-2 loss vs. QUE	Peter Sidorkiewicz	72. Brian Gionta	4/11/06	0:28	4-3 loss vs. NJ	Martin Gerber (3)
15. Brent Ashton	2/19/89	3:23	7-6 loss at WPG	Peter Sidorkiewicz (2)	73. Martin St. Louis	4/15/06	4:49	3-2 loss at TB	Martin Gerber (4)
16. Dave Andreychuk	12/18/90	1:07	4-3 loss vs. BUF	Daryl Reaugh	74. Tom Poti	10/21/06	0:23	4-3 loss at NYI	John Grahame
17. Brian Benning	1/8/91	3:37	4-3 loss at LA	Daryl Reaugh (2)	75. Daniel Sedin	12/8/06	3:02	4-3 loss at VAN	<b>Cam Ward (3)</b>
18. Rod Brind'Amour	1/31/91	0:55	4-3 loss at STL	Daryl Reaugh (3)	76. Zdeno Chara	2/3/07	1:49	4-3 loss vs. BOS	<b>Cam Ward (4)</b>
19. Brent Gilchrist	3/25/91	3:03	3-2 loss at MTL	Peter Sidorkiewicz (3)	77. Saku Koivu	10/3/07	1:05	3-2 loss vs. MTL	<b>Cam Ward (5)</b>
20. Greg Brown	3/27/91	2:47	4-3 loss at NJ	Peter Sidorkiewicz (4)	78. Simon Gagne	10/20/07	0:48	3-2 loss at PHI	John Grahame (2)
21. Ray Bourque	11/16/91	1:39	5-4 loss vs. BOS	Peter Sidorkiewicz (5)	79. Marian Hossa	1/2/08	4:28	5-4 loss vs. ATL	<b>Cam Ward (6)</b>
22. Stephan Lebeau	12/21/91	4:09	3-2 loss at MTL	Kay Whitmore	80. Michal Handzus	10/17/08	3:21	4-3 loss at LA	<b>Cam Ward (7)</b>
23. Vladimir Ruzicka	1/16/92	0:26	4-3 loss at BOS	Peter Sidorkiewicz (6)	81. Jeff Carter	12/6/09	3:34	2-1 loss vs. PHI	Michael Leighton
24. Joe Juneau	10/8/92	2:16	3-2 loss at BOS	Sean Burke	82. Cal Clutterbuck	10/24/09	1:55	3-2 loss at MIN	<b>Cam Ward (8)</b>
25. Randy McKay	10/28/92	0:48	4-3 loss vs. NJ	Frank Pietrangelo	83. Kyle Okposo	11/13/09	4:45	4-3 loss vs. NYI	Manny Legace
26. Ted Donato	11/27/92	4:36	5-4 loss at BOS	Frank Pietrangelo (2)	84. Mike Green	12/11/09	1:16	4-3 loss at WSH	<b>Cam Ward (9)</b>
27. Gregori Pantalejev	1/2/93	2:36	3-2 loss at BOS	Frank Pietrangelo (3)	85. Tomas Fleischmann	3/10/10	3:20	4-3 loss at WSH	Manny Legace (2)
28. Ric Nattress	1/24/93	2:36	5-4 loss at PHI	Frank Pietrangelo (4)	86. Martin St. Louis (2)	3/23/10	0:29	3-2 loss at TB	Manny Legace (3)
29. Gary Roberts (2)	2/13/93	3:29	4-3 loss at CGY	Sean Burke (2)	87. Bryan Allen	1/3/11	1:16	4-3 loss vs. FLA	<b>Cam Ward (10)</b>
30. Pierre Turgeon	2/28/93	2:39	7-6 loss vs. NYI	Sean Burke (3)	88. Mats Zuccarello	1/5/11	3:09	2-1 loss at NYR	<b>Cam Ward (11)</b>
31. Vincent Damphousse	3/24/93	2:01	6-5 loss vs. MTL	Mario Gosselin	89. Mattias Tedenby	2/8/11	2:42	3-2 loss at NJ	<b>Cam Ward (12)</b>
32. Dmitri Yuskevich	4/16/93	1:25	5-4 loss vs. PHI	Mike Lenarduzzi	90. Marc-Andre Bergeron	2/12/11	1:32	4-3 loss at TB	<b>Cam Ward (13)</b>
33. Jaromir Jagr	12/4/93	2:04	7-6 loss vs. PIT	Jeff Reese	91. Tim Stapleton	3/9/11	1:38	3-2 loss vs. ATL	<b>Cam Ward (14)</b>
34. Turner Stevenson	11/20/95	3:12	4-3 loss at MTL	Sean Burke (4)	92. Marc-Andre Gagnani	4/3/11	2:56	2-1 loss vs. BUF	<b>Cam Ward (15)</b>
35. Sandy McCarthy	1/10/96	2:06	3-2 loss at CGY	Sean Burke (5)	93. Mike Green (2)	10/8/11	2:24	4-3 loss at WSH	Brian Boucher
36. Don Sweeney	3/27/96	3:01	6-5 loss vs. BOS	Sean Burke (6)	94. Matt D'Agostini	10/21/11	2:24	3-2 loss at STL	<b>Cam Ward (16)</b>
37. Steve Konowalchuk	1/1/97	3:01	3-2 loss at WSH	Jason Muzzatti	95. Tim Connolly	12/13/11	0:44	2-1 loss at TOR	<b>Cam Ward (17)</b>
38. Ted Donato	1/2/97	2:21	5-4 loss vs. BOS	Jason Muzzatti (2)	96. Kris Versteeg	12/18/11	3:08	3-2 loss at FLA	<b>Cam Ward (18)</b>
39. Mats Lindgren	1/12/97	2:27	2-1 loss at EDM	Sean Burke (7)	97. John Tavares	1/21/12	3:58	2-1 loss at NYI	<b>Cam Ward (19)</b>
40. Brian Savage	2/8/97	1:01	3-2 loss at MTL	Sean Burke (8)	98. Corey Perry	2/8/12	2:14	3-2 loss at ANA	<b>Cam Ward (20)</b>
41. Jason Dawe	10/31/97	3:21	3-2 loss vs. BUF	Sean Burke (9)	99. Ryan O'Reilly	2/10/12	4:58	4-3 loss at COL	<b>Cam Ward (21)</b>
42. Matthew Barnaby	12/12/97	4:45	3-2 loss at BUF	Sean Burke (10)	100. Steven Stamkos	3/3/12	2:41	4-3 loss vs. TB	<b>Cam Ward (22)</b>
43. Steve Rucchin	11/11/98	1:04	5-4 loss at ANA	Trevor Kidd	101. Jason Pominville	3/7/12	0:56	3-2 loss at BUF	<b>Cam Ward (23)</b>
44. Jay Pandolfo	11/19/98	3:37	3-2 loss at NJ	Arturs Irbe	102. Andrew Ladd	3/30/12	0:16	4-3 loss vs. WPG	<b>Cam Ward (24)</b>
45. Kelly Miller	1/16/99	0:09	3-2 loss vs. WSH	Arturs Irbe (2)	103. Danny Briere	2/9/13	1:47	4-3 loss at PHI	<b>Cam Ward (25)</b>
46. Kip Miller	3/10/99	2:49	3-2 loss vs. PIT	Arturs Irbe (3)	104. Dustin Byfuglien	4/18/13	1:23	4-3 loss at WPG	Justin Peters
47. Mike Modano	3/21/99	0:44	3-2 loss at DAL	Arturs Irbe (4)	105. Ryan Callahan	4/25/13	2:55	4-3 loss vs. NYR	Dan Ellis
48. Patrik Elias	11/18/00	4:20	3-2 loss at NJ	Arturs Irbe (5)	106. Stephen Weiss (2)	10/4/13	3:13	3-2 loss vs. DET	<b>Cam Ward (26)</b>
49. Dan McGillis	12/23/00	3:50	2-1 loss at PHI	Arturs Irbe (6)	107. David Krejci	11/23/13	1:28	3-2 loss at BOS	<b>Cam Ward (27)</b>
50. Sergei Fedorov	2/14/01	2:51	4-3 loss at DET	Arturs Irbe (7)	108. Jordan Eberle	12/10/13	1:48	5-4 loss at EDM	<b>Cam Ward (28)</b>
51. Radek Martinek	10/17/01	3:43	2-1 loss at NYI	Tom Barrasso	109. Chris Butler	12/12/13	4:56	2-1 loss at CGY	Justin Peters (2)
52. Mariusz Czerkawski	10/26/01	3:01	3-2 loss vs. NYI	Tom Barrasso (2)	110. Radko Gudas	12/21/13	2:16	3-2 loss at TB	Justin Peters (3)
53. Jeff Halpern	12/2/01	3:24	4-3 loss vs. WSH	Tom Barrasso (3)	111. James Neal	12/27/13	1:03	4-3 loss vs. PIT	Justin Peters (4)
54. Stu Barnes	12/14/01	0:50	3-2 loss at BUF	Tom Barrasso (4)	112. Ryan Johansen	3/29/14	2:40	3-2 loss vs. CBJ	Anton Khudobin
55. Mark Recchi	12/22/01	0:27	4-3 loss at PHI	Arturs Irbe (8)	113. Nicklas Backstrom	11/8/14	4:46	4-3 loss at WSH	Anton Khudobin (2)
56. Tom Koivisto	10/15/02	3:49	2-1 loss at STL	Kevin Weekes	114. Ryan Getzlaf	2/3/15	0:45	5-4 loss at ANA	Anton Khudobin (3)
57. John LeClair	11/5/02	1:56	2-1 loss vs. PHI	Kevin Weekes (2)	115. Mark Stone	3/17/15	4:46	2-1 loss vs. OTT	Anton Khudobin (4)
58. Cory Sarich	11/17/02	3:45	2-1 loss vs. TB	Kevin Weekes (3)	116. David Pastrnak	3/29/15	4:23	2-1 loss vs. BOS	Anton Khudobin (5)

## PLAYOFF OVERTIME GOALS


GOAL SCORER	DATE	TIME	RESULT	OPP. GOALIE	GOAL SCORER	DATE	TIME	RESULT	OPP. GOALIE
1. Sylvain Turgeon	4/9/86	2:36	3-2 win at QUE	Clint Malarchuk	12. Jeff O'Neill	5/21/02	6:01	2-1 win at TOR	Curtis Joseph (2)
2. Kevin Dineen	4/23/86	1:06	2-1 win vs. MTL	Patrick Roy	13. Martin Gelinas	5/28/02	8:05	2-1 win at TOR	Curtis Joseph (3)
3. Paul MacDermid	4/8/87	2:20	3-2 win vs. QUE	Mario Gosselin	14. Ron Francis	6/4/02	0:58	3-2 win at DET	Dominik Hasek
4. Kevin Dineen (2)	4/15/90	12:30	3-2 win vs. BOS	Andy Moog	15. <b>Eric Staal</b>	4/26/06	3:38	2-1 win at MTL	Cristobal Huet
5. Yvon Corrivreau	4/29/92	0:24	2-1 win vs. MTL	Patrick Roy (2)	16. Cory Stillman	5/2/06	1:19	2-1 win at MTL	Cristobal Huet (2)
6. Ray Sheppard	4/24/99	17:05	3-2 win vs. BOS	Byron Dafoe	17. Niclas Wallin (3)	5/8/06	3:09	3-2 win vs. NJ	Martin Brodeur (4)
7. Rod Brind'Amour	4/18/01	0:46	3-2 win vs. NJ	Martin Brodeur	18. Cory Stillman (2)	5/28/06	8:46	4-3 win vs. BUF	Ryan Miller
8. Bates Battaglia	4/19/02	15:26	2-1 win vs. NJ	Martin Brodeur (2)	19. Tim Gleason	4/17/09	2:40	2-1 win at NJ	Martin Brodeur (5)
9. Josef Vasicek	4/24/02	8:16	3-2 win vs. NJ	Martin Brodeur (3)	20. Jussi Jokinen	5/6/09	2:48	3-2 win vs. BOS	Tim Thomas
10. Niclas Wallin	5/9/02	3:14	4-3 win at MTL	Jose Theodore	21. Scott Walker	5/14/09	18:46	3-2 win at BOS	Tim Thomas (2)
11. Niclas Wallin (2)	5/19/02	13:42	2-1 win vs. TOR	Curtis Joseph					

## OPPONENTS' PLAYOFF OVERTIME GOALS

GOAL SCORER	DATE	TIME	RESULT	CAR. GOALIE	GOAL SCORER	DATE	TIME	RESULT	CAR. GOALIE
1. Yvon Lambert	4/11/80	0:29	4-3 loss vs. MTL	Al Smith	8. Donald Audette	5/7/02	2:26	2-1 loss at MTL	Kevin Weekes
2. Claude Lemieux	4/29/86	5:55	2-1 loss at MTL	Mike Liut	9. Igor Larionov	6/8/02	54:47	3-2 loss vs. DET	Arturs Irbe (2)
3. Peter Stastny	4/16/87	6:05	5-4 loss at QUE	Mike Liut (2)	10. Michael Ryder	4/24/06	22:32	6-5 loss vs. MTL	<b>Cam Ward</b>
4. Stephane Richer	4/8/89	5:01	5-4 loss vs. MTL	Peter Sidorkiewicz	11. Daniel Briere	5/30/06	4:22	2-1 loss at BUF	<b>Cam Ward (2)</b>
5. Russ Courtnall	4/9/89	15:12	4-3 loss vs. MTL	Kay Whitmore	12. Fernando Pisani	6/14/06	3:31	4-3 loss vs. EDM	<b>Cam Ward (3)</b>
6. Russ Courtnall (2)	5/1/92	25:26	3-2 loss at MTL	Frank Pietrangelo	13. Travis Zajac	4/19/09	4:58	3-2 loss vs. NJ	<b>Cam Ward (4)</b>
7. Anson Carter	4/30/99	34:45	4-3 loss vs. BOS	Arturs Irbe					







# PLAYOFF HISTORY

History of Franchise Playoff Appearances with Results and Statistics

# PLAYOFF STATS

## 1980 PLAYOFF STATISTICS

PLAYER	GP	G	A	PTS	PIM	PPG	SHG
HOWE, Mark	3	1	2	3	0	0	0
ROGERS, Mike	3	0	3	3	0	0	0
ROWE, Tom	3	2	0	2	0	0	0
HOWE, Gordie	3	1	1	2	2	0	0
ROBERTS, Gordie	3	1	1	2	2	0	0
HOWE, Marty	3	1	1	2	0	0	0
BOUTETTE, Pat	3	1	0	1	6	0	1
NEUFELD, Ray	2	1	0	1	0	0	0
KEON, Dave	3	0	1	1	0	0	0
ALLISON, Ray	2	0	1	1	0	0	0
JOHNSTON, Bernie	3	0	1	1	0	0	0
ALLEY, Steve	3	0	1	1	0	0	0
STOUGHTON, Blaine	1	0	0	0	0	0	0
SIMS, Al	3	0	0	0	2	0	0
DEBOL, Dave	3	0	0	0	0	0	0
FOTIU, Nick	3	0	0	0	6	0	0
HULL, Bobby	3	0	0	0	0	0	0
GIROUX, Larry	3	0	0	0	2	0	0
HODGSON, Rick	1	0	0	0	0	0	0
TOTALS	3	8	12	20	22	0	1
OPPONENTS	3	18	25	43	26	1	0

GOALTENDER	GPI	MINS	GA	GAA	W-L	SO	SA
SMITH, Al	2	120	10	5.00	0-2	0	65
GARRETT, John	1	60	8	8.00	0-1	0	40

*Power Play Totals:* Whalers 0-8 (0.0%); Montreal 1-10 (10.0%). *Penalty Killing:* Whalers 9-10 (90.0%); Montreal 8-8 (100%).

*Shots by Period:* Whalers 18-32-26-0 = 76; Montreal 37-40-27-1 = 105.

## 1986 PLAYOFF STATISTICS

PLAYER	GP	G	A	PTS	PIM	PPG	SHG
DINEEN, Kevin	10	6	7	13	18	1	0
ANDERSON, John	10	5	8	13	0	3	0
FERRARO, Ray	10	3	6	9	4	3	0
GAVIN, Stewart	10	4	1	5	13	0	0
TURGEON, Sylvain	9	2	3	5	4	0	0
EVASON, Dean	10	1	4	5	10	0	0
TIPPETT, Dave	10	2	2	4	4	0	1
BABYCH, Dave	8	1	3	4	14	0	0
McEWEN, Mike	8	0	4	4	6	0	0
MACDERMID, Paul	10	2	1	3	20	0	0
FRANCIS, Ron	10	1	2	3	4	0	0
SAMUELSSON, Ulf	10	1	2	3	38	0	0
JARVIS, Doug	10	0	3	3	4	0	0
QUENNEVILLE, Joel	10	0	2	2	12	0	0
ROBERTSON, Torrie	10	1	0	1	67	0	0
BABYCH, Wayne	10	0	1	1	2	0	0
KLEINENDORST, Scot	10	0	1	1	18	0	0
LAWLESS, Paul	1	0	0	0	0	0	0
WEEKS, Steve	3	0	0	0	0	0	0
MURZYN, Dana	4	0	0	0	10	0	0
LIUT, Mike	8	0	0	0	0	0	0
BOTHWELL, Tim	10	0	0	0	8	0	0
TOTALS	10	29	50	79	256	7	1
OPPONENTS	10	23	34	57	267	10	3

GOALTENDER	GPI	MINS	GA	GAA	W-L	SO	SA
LIUT, Mike	8	441	14	1.90	5-2	1	226
WEEKS, Steve	3	169	8	2.84	1-2	0	64

*Power Play Totals:* Whalers 7-38 (18.4%); Opponents 10-39 (25.6%). *Penalty Killing:* Whalers 29-39 (74.4%); Opponents 31-38 (81.6%).

*Shots by Period:* Whalers 75-100-82-4 = 261; Opponents 123-75-88-4 = 290.

## 1987 PLAYOFF STATISTICS

PLAYER	GP	G	A	PTS	PIM	PPG	SHG
GAVIN, Stewart	6	2	4	6	10	0	0
EVASON, Dean	5	3	2	5	35	0	0
FRANCIS, Ron	6	2	2	4	6	1	0
KLEINENDORST, Scot	4	1	3	4	20	0	0
DINEEN, Kevin	6	2	1	3	31	1	0
MACDERMID, Paul	6	2	1	3	34	0	0
MURZYN, Dana	6	2	1	3	29	1	0
ANDERSON, John	6	1	2	3	0	1	0
TURGEON, Sylvain	6	1	2	3	6	0	0
McEWEN, Mike	1	1	1	2	0	1	0
BABYCH, Dave	6	1	1	2	14	1	0
FERRARO, Ray	6	1	1	2	8	0	0
COTE, Sylvain	2	0	2	2	0	0	0
LAWLESS, Paul	2	0	2	2	2	0	0
LADOUCEUR, Randy	6	0	2	2	12	0	0
TIPPETT, Dave	6	0	2	2	4	0	0
SAMUELSSON, Ulf	5	0	1	1	41	0	0
WEEKS, Steve	1	0	0	0	0	0	0
CHURLA, Shane	2	0	0	0	42	0	0
HUGHES, Pat	3	0	0	0	0	0	0
SEMENKO, Dave	4	0	0	0	15	0	0
JARVIS, Doug	6	0	0	0	4	0	0
LIUT, Mike	6	0	0	0	2	0	0
QUENNEVILLE, Joel	6	0	0	0	0	0	0
TOTALS	6	19	30	49	315	6	0
OPPONENTS	6	27	49	76	294	12	1

GOALTENDER	GPI	MINS	GA	GAA	W-L	SO	SA
WEEKS, Steve	1	36	1	1.67	0-0	0	22
LIUT, Mike	6	332	25	4.52	2-4	0	159

*Power Play Totals:* Whalers 6-35 (17.1%); Quebec 12-39 (30.8%). *Penalty Killing:* Whalers 27-39 (69.2%); Quebec 29-35 (82.9%).

*Shots by Period:* Whalers 67-67-69-4 = 207; Quebec 54-71-50-6 = 181.

## 1988 PLAYOFF STATISTICS

PLAYER	GP	G	A	PTS	PIM	PPG	SHG
DINEEN, Kevin	6	4	4	8	8	1	0
FRANCIS, Ron	6	2	5	7	2	1	0
WILSON, Carey	6	2	4	6	2	1	0
BABYCH, Dave	6	3	2	5	2	0	0
MACDERMID, Paul	6	0	5	5	14	0	0
GAVIN, Stewart	6	2	2	4	4	0	0
CARSON, Lindsay	5	1	2	3	0	0	0
KLEINENDORST, Scot	3	1	1	2	0	1	0
COTE, Sylvain	6	1	1	2	4	1	0
EVASON, Dean	6	1	1	2	2	0	0
FERRARO, Ray	6	1	1	2	6	1	0
LADOUCEUR, Randy	6	1	1	2	4	0	0
McEWEN, Mike	2	0	2	2	2	0	0
QUENNEVILLE, Joel	6	0	2	2	2	0	0
YOUNG, Scott	4	1	0	1	0	0	0
ROBERTSON, Torrie	6	0	1	1	6	0	0
SHEEHY, Neil	1	0	0	0	7	0	0
LIUT, Mike	3	0	0	0	0	0	0
BRODEUR, Richard	4	0	0	0	0	0	0
PETERSON, Brent	4	0	0	0	2	0	0
SAMUELSSON, Ulf	5	0	0	0	8	0	0
TIPPETT, Dave	6	0	0	0	2	0	0
TURGEON, Sylvain	6	0	0	0	4	0	0
TOTALS	6	20	34	54	81	6	0
OPPONENTS	6	23	40	63	80	6	0

GOALTENDER	GPI	MINS	GA	GAA	W-L	SA
BRODEUR, Richard	4	200	12	3.60	1-3	87
LIUT, Mike	3	160	11	4.13	1-1	82

*Power Play Totals:* Whalers 6-26 (23.1%); Montreal 6-25 (24.0%). *Penalty Killing:* Whalers 19-25 (76.0%); Montreal 21-26 (80.8%).

*Shots by Period:* Whalers 60-61-59 = 180; Montreal 47-65-57 = 169.

# PLAYOFF STATS

## 1989 PLAYOFF STATISTICS

PLAYER	GP	G	A	PTS	PIM	PPG	SHG
BABYCH, Dave	4	1	5	6	2	0	0
EVASON, Dean	4	1	2	3	10	0	1
QUENNEVILLE, Joel	4	0	3	3	4	0	0
FERRARO, Ray	4	2	0	2	4	0	0
YOUNG, Scott	4	2	0	2	4	0	0
MACDERMID, Paul	4	1	1	2	6	0	0
SAMUELSSON, Ulf	4	0	2	2	4	0	0
FRANCIS, Ron	4	0	2	2	0	0	0
TURGEON, Sylvain	4	0	2	2	4	0	0
LAWTON, Brian	3	1	0	1	0	0	0
SHAW, Brad	3	1	0	1	0	0	0
DINEEN, Kevin	4	1	0	1	10	0	0
JENNINGS, Grant	4	1	0	1	17	1	0
PETERSON, Brent	2	0	1	1	4	0	0
COTE, Sylvain	3	0	1	1	4	0	0
ANDERSON, John	4	0	1	1	2	0	0
TIPPETT, Dave	4	0	1	1	0	0	0
HULL, Jody	1	0	0	0	2	0	0
LADOUCEUR, Randy	1	0	0	0	10	0	0
MACIVER, Norm	1	0	0	0	2	0	0
MARTIN, Tom	1	0	0	0	4	0	0
PAVESE, Jim	1	0	0	0	0	0	0
SIDORKIEWICZ, Peter	2	0	0	0	0	0	0
WHITMORE, Kay	2	0	0	0	0	0	0
MALONEY, Don	4	0	0	0	8	0	0
TOTALS	4	11	21	32	111	1	1
OPPONENTS	4	18	25	43	125	4	1

GOALTENDER	GPI	MINS	GA	GAA	W-L	SO	SA
SIDORKIEWICZ, Peter	2	124	8	3.87	0-2	0	45
WHITMORE, Kay	2	135	10	4.44	0-2	0	73

*Power Play Totals:* Whalers 1-15 (6.7%); Montreal 4-18 (22.2%). *Penalty Killing:* Whalers 14-18 (77.8%); Montreal 14-15 (93.3%).

*Shots by Period:* Whalers 41-41-33-14 = 129; Montreal 31-41-31-15 = 118.

## 1990 PLAYOFF STATISTICS

PLAYER	GP	G	A	PTS	PIM	PPG	SHG
SHAW, Brad	7	2	5	7	0	1	0
FRANCIS, Ron	7	3	3	6	8	1	0
DINEEN, Kevin	6	3	2	5	18	0	0
EVASON, Dean	7	2	2	4	22	0	0
VERBEEK, Pat	7	2	2	4	26	1	0
TIPPETT, Dave	7	1	3	4	2	0	0
KRYGIER, Todd	7	2	1	3	4	0	0
BABYCH, Dave	7	1	2	3	0	0	0
ANDERSSON, Mikael	5	0	3	3	2	0	0
FERRARO, Ray	7	0	3	3	2	0	0
YOUNG, Scott	7	2	0	2	2	0	0
CORRIVEAU, Yvon	4	1	0	1	0	0	0
LADOUCEUR, Randy	7	1	0	1	10	0	0
SAMUELSSON, Ulf	7	1	0	1	18	0	0
HULL, Jody	5	0	1	1	2	0	0
TOMLAK, Mike	7	0	1	1	2	0	0
BURT, Adam	2	0	0	0	0	0	0
GOVEDARIS, Chris	2	0	0	0	2	0	0
KASTELIC, Ed	2	0	0	0	0	0	0
CUNNEYWORTH, Randy	4	0	0	0	2	0	0
COTE, Sylvain	5	0	0	0	2	0	0
JENNINGS, Grant	7	0	0	0	17	0	0
SIDORKIEWICZ, Peter	7	0	0	0	0	0	0
Bench	0	0	0	0	2	0	0
TOTALS	7	21	28	49	143	3	0
OPPONENTS	7	23	38	61	193	8	1

GOALTENDER	GPI	MINS	GA	GAA	W-L	SO	SA
SIDORKIEWICZ, Peter	7	429	23	3.22	3-4	0	193

*Power Play Totals:* Whalers 3-34 (8.8%); Boston 8-32 (25.0%). *Penalty Killing:* Whalers 24-32 (60.7%); Boston 31-34 (91.2%).

*Shots by Period:* Whalers 74-51-47-3 = 175; Boston 70-63-55-5 = 193.

## 1991 PLAYOFF STATISTICS

PLAYER	GP	G	A	PTS	PIM	PPG	SHG
CULLEN, John	6	2	7	9	10	0	0
HUNTER, Mark	6	5	1	6	17	3	0
VERBEEK, Pat	6	3	2	5	40	2	0
LADOUCEUR, Randy	6	1	4	5	6	0	0
ZALAPSKI, Zarley	6	1	3	4	8	0	0
EVASON, Dean	6	0	4	4	29	0	0
SHAW, Brad	6	1	2	3	2	0	0
YAKE, Terry	6	1	1	2	16	0	1
COTE, Sylvain	6	0	2	2	2	0	0
KRYGIER, Todd	6	0	2	2	0	0	0
BROWN, Rob	5	1	0	1	7	1	0
CYR, Paul	6	1	0	1	10	0	0
DINEEN, Kevin	6	1	0	1	16	0	0
SIDORKIEWICZ, Peter	6	0	1	1	2	0	0
CUNNEYWORTH, Randy	1	0	0	0	0	0	0
TOMLAK, Mike	3	0	0	0	2	0	0
SANDERSON, Geoff	3	0	0	0	0	0	0
HOLIK, Bobby	6	0	0	0	7	0	0
HOUDA, Doug	6	0	0	0	8	0	0
McKENZIE, Jim	6	0	0	0	8	0	0
RICHARDS, Todd	6	0	0	0	2	0	0
TOTALS	6	17	29	46	192	6	1
OPPONENTS	6	24	40	64	145	10	0

GOALTENDER	GPI	MINS	GA	GAA	W-L	SO	SA
SIDORKIEWICZ, Peter	6	359	24	4.01	2-4	0	174

*Power Play Totals:* Whalers 6-24 (25.0%); Boston 10-36 (28.0%). *Penalty Killing:* Whalers 26-36 (72.0%); Boston 18-24 (75.0%).

*Shots by Period:* Whalers 65-61-42 = 168; Boston 52-59-63 = 174.

## 1992 PLAYOFF STATISTICS

PLAYER	GP	G	A	PTS	PIM	PPG	SHG
CRAVEN, Murray	7	3	3	6	6	0	1
CASSELS, Andrew	7	2	4	6	6	1	0
CORRIVEAU, Yvon	7	3	2	5	18	2	0
ZALAPSKI, Zarley	7	2	3	5	6	0	0
CUNNEYWORTH, Randy	7	3	0	3	9	1	1
CULLEN, John	7	2	1	3	12	1	0
POULIN, Patrick	7	2	1	3	0	1	0
RICHARDS, Todd	5	0	3	3	4	0	0
HOUDA, Doug	6	0	2	2	13	0	0
ANDERSSON, Mikael	7	0	2	2	6	0	0
VERBEEK, Pat	7	0	2	2	12	0	0
SANDERSON, Geoff	7	1	0	1	2	0	0
SHAW, Brad	3	0	1	1	4	0	0
GILLIS, Paul	5	0	1	1	0	0	0
HOLIK, Bobby	7	0	1	1	6	0	0
KONROYD, Steve	7	0	1	1	2	0	0
LADOUCEUR, Randy	7	0	1	1	11	0	0
WHITMORE, Kay	1	0	0	0	0	0	0
BURT, Adam	2	0	0	0	0	0	0
HUNTER, Mark	4	0	0	0	6	0	0
BERGEVIN, Marc	5	0	0	0	2	0	0
SHANK, Daniel	5	0	0	0	22	0	0
PIETRANGELO, Frank	7	0	0	0	0	0	0
TOTALS	7	18	28	46	147	6	2
OPPONENTS	7	21	35	56	169	8	1

GOALTENDER	GPI	MINS	GA	GAA	W-L	SO	SA
WHITMORE, Kay	1	19	1	3.16	0-0	0	1
PIETRANGELO, Frank	7	425	19	2.68	3-4	0	244

*Power Play Totals:* Whalers 6-40 (15.0%); Montreal 8-41 (19.5%). *Penalty Killing:* Whalers 33-41 (80.5%); Montreal 34-40 (85.0%).

*Shots by Period:* Whalers 51-83-63-11 = 208; Montreal 71-87-69-23 = 250.

# PLAYOFF STATS

## 1999 PLAYOFF STATISTICS

PLAYER	GP	G	A	PTS	PIM	PPG	SHG
SHEPPARD, Ray	6	5	1	6	2	1	0
CHIASSON, Steve	6	1	2	3	2	1	0
GELINAS, Martin	6	0	3	3	2	0	0
PRIMEAU, Keith	6	0	3	3	6	0	0
BATTAGLIA, Bates	6	0	3	3	8	0	0
KRON, Robert	5	2	0	2	0	0	0
KAPANEN, Sami	5	1	1	2	0	0	0
ROBERTS, Gary	6	1	1	2	8	0	0
KOVALENKO, Andrei	4	0	2	2	2	0	0
FRANCIS, Ron	3	0	1	1	0	0	0
COFFEY, Paul	5	0	1	1	2	0	0
O'NEILL, Jeff	6	0	1	1	0	0	0
MACDONALD, Craig	1	0	0	0	0	0	0
KARPA, Dave	2	0	0	0	2	0	0
PRATT, Nolan	3	0	0	0	2	0	0
HALKO, Steven	4	0	0	0	2	0	0
MALIK, Marek	4	0	0	0	4	0	0
DINEEN, Kevin	6	0	0	0	8	0	0
LESCHYSHYN, Curtis	6	0	0	0	6	0	0
RANHEIM, Paul	6	0	0	0	2	0	0
WESLEY, Glen	6	0	0	0	2	0	0
IRBE, Arturs	6	0	0	0	0	0	0
MANDERVILLE, Kent	6	0	0	0	2	0	0
TOTALS	6	10	19	29	62	2	0
OPPONENTS	6	16	24	40	54	4	0

GOALTENDER	GPI	MINS	GA	GAA	W-L	SO	SA
IRBE, Arturs	6	408	15	2.21	2-4	0	181

*Power Play Totals:* Hurricanes 2-21 (9.5%); Boston 4-24 (16.7%). *Penalty Killing:* Hurricanes 20-24 (83.3%); Boston 19-21 (90.5%).  
*Shots by Period:* Hurricanes 59-57-26-22 = 164; Boston 40-59-61-22 = 182.

## 2001 PLAYOFF STATISTICS

PLAYER	GP	G	A	PTS	PIM	PPG	SHG
KAPANEN, Sami	6	2	3	5	0	1	0
BRIND'AMOUR, Rod	6	1	3	4	6	0	0
O'NEILL, Jeff	6	1	2	3	10	0	0
TANABE, David	6	2	0	2	12	2	0
VASICEK, Josef	6	2	0	2	0	0	0
OZOLINSH, Sandis	6	0	2	2	5	0	0
BATTAGLIA, Bates	6	0	2	2	2	0	0
DANIELS, Jeff	6	0	2	2	2	0	0
GELINAS, Martin	6	0	1	1	6	0	0
DIMAIO, Rob	6	0	0	0	4	0	0
WESTLUND, Tommy	6	0	0	0	17	0	0
WESLEY, Glen	6	0	0	0	0	0	0
HATCHER, Kevin	6	0	0	0	6	0	0
KARPA, David	6	0	0	0	17	0	0
PELLERIN, Scott	6	0	0	0	4	0	0
LANGDON, Darren	4	0	0	0	12	0	0
ADAMS, Craig	3	0	0	0	0	0	0
MALIK, Marek	3	0	0	0	6	0	0
WALLIN, Niclas	3	0	0	0	2	0	0
FRANCIS, Ron	3	0	0	0	0	0	0
WILLIS, Shane	2	0	0	0	0	0	0
TOTALS	6	8	15	23	111	3	0
OPPONENTS	6	20	33	53	97	2	1

GOALTENDER	GPI	MINS	GA	GAA	W-L	SO	SA
IRBE, Arturs	6	360	20	3.33	2-4	0	201

*Power Play Totals:* Hurricanes 3-29 (10.3%); New Jersey 2-24 (8.3%). *Penalty Killing:* Hurricanes 22-24 (91.7%); New Jersey 26-29 (89.7%).  
*Shots by Period:* Hurricanes 32-45-36-1= 114; New Jersey 72-79-50-0 = 201.

## 2002 PLAYOFF STATISTICS

PLAYER	GP	G	A	PTS	PIM	PPG	SHG
FRANCIS, Ron	23	6	10	16	6	4	0
BATTAGLIA, Bates	23	5	9	14	14	1	0
O'NEILL, Jeff	22	8	5	13	27	3	0
BRIND'AMOUR, Rod	23	4	8	12	16	2	1
COLE, Erik	23	6	3	9	30	1	0
KAPANEN, Sami	23	1	8	9	6	0	0
HILL, Sean	23	4	4	8	20	4	0
GELINAS, Martin	23	3	4	7	10	0	0
VASICEK, Josef	23	3	2	5	12	0	0
HEDICAN, Bret	23	1	4	5	20	0	0
SVOBODA, Jaroslav	23	1	4	5	28	1	0
WALLIN, Niclas	23	2	1	3	12	0	0
MALIK, Marek	23	0	3	3	18	0	0
WARD, Aaron	23	1	1	2	22	0	0
WESLEY, Glen	22	0	2	2	12	0	0
WESTLUND, Tommy	19	1	0	1	0	0	0
ADAMS, Kevyn	23	1	0	1	4	0	0
TANABE, David	1	0	1	1	0	0	0
DANIELS, Jeff	23	0	1	1	0	0	0
ADAMS, Craig	1	0	0	0	0	0	0
MACDONALD, Craig	4	0	0	0	2	0	0
WEEKES, Kevin	8	0	0	0	0	0	0
IRBE, Arturs	18	0	0	0	0	0	0
<b>TOTALS</b>	<b>23</b>	<b>47</b>	<b>70</b>	<b>117</b>	<b>259</b>	<b>16</b>	<b>1</b>
<b>OPPONENTS</b>	<b>23</b>	<b>43</b>	<b>69</b>	<b>112</b>	<b>296</b>	<b>15</b>	<b>2</b>

GOALTENDER	GPI	MINS	GA	GAA	W-L	SO	SA
WEEKES, Kevin	8	408	11	1.62	3-2	2	180
IRBE, Arturs	18	1078	30	1.67	10-8	1	480

*Power Play Totals:* Hurricanes 16-103 (15.5%); Opponents 15-96 (15.6%). *Penalty Killing:* Hurricanes 81-96 (84.4%); Opponents 87-103 (84.5%).

*Shots by Period:* Hurricanes 161-219-213-52 = 645; Opponents 199-216-198-49 = 662.

## 2006 PLAYOFF STATISTICS

PLAYER	GP	G	A	PTS	PIM	PPG	SHG
STAAL, Eric	25	9	19	28	8	7	0
STILLMAN, Cory	25	9	17	26	14	4	0
BRIND'AMOUR, Rod	25	12	6	18	16	6	0
WILLIAMS, Justin	25	7	11	18	34	0	1
CULLEN, Matt	25	4	14	18	12	2	0
RECCHI, Mark	25	7	9	16	18	2	0
WEIGHT, Doug	23	3	13	16	20	2	0
WHITNEY, Ray	24	9	6	15	14	5	0
KABERLE, Frantisek	25	4	9	13	8	3	0
HEDICAN, Bret	25	2	9	11	42	0	0
LADD, Andrew	17	2	3	5	4	0	0
WARD, Aaron	25	2	3	5	18	0	0
WALLIN, Niclas	25	1	4	5	14	0	0
COMMODORE, Mike	25	2	2	4	33	0	1
WESLEY, Glen	25	0	2	2	16	0	0
LAROSE, Chad	21	0	1	1	10	0	0
WARD, Cam	23	0	1	1	0	0	0
ADAMS, Kevyn	25	0	0	0	14	0	0
ADAMS, Craig	25	0	0	0	10	0	0
COLE, Erik	2	0	0	0	0	0	0
TVERDOVSKY, Oleg	5	0	0	0	0	0	0
GERBER, Martin	6	0	0	0	4	0	0
VASICEK, Josef	8	0	0	0	2	0	0
<b>TOTALS</b>	<b>25</b>	<b>73</b>	<b>129</b>	<b>202</b>	<b>319</b>	<b>31</b>	<b>2</b>
<b>OPPONENTS</b>	<b>25</b>	<b>60</b>	<b>108</b>	<b>168</b>	<b>334</b>	<b>20</b>	<b>2</b>

GOALTENDER	GPI	MINS	GA	GAA	W-L	SO	SA
WARD, Cam	23	1320	47	2.14	15-8	2	631
GERBER, Martin	6	221	13	3.53	1-1	1	103

*Power Play Totals:* Hurricanes 31-129 (24.0%); Opponents 20-137 (14.6%). *Penalty Killing:* Hurricanes 117-137 (85.4%); Opponents 98-129 (76.0%).

*Shots by Period:* Hurricanes 230-252-211-28 = 721; Opponents 232-220-204-18 = 674.



# PLAYOFF STATS

## 2009 PLAYOFF STATISTICS

PLAYER	GP	G	A	PTS	PIM	PPG	SHG
STAAL, Eric	18	10	5	15	4	3	0
JOKINEN, Jussi	18	7	4	11	2	2	0
LAROSE, Chad	18	4	7	11	16	0	0
WHITNEY, Ray	18	3	8	11	4	0	0
SAMSONOV, Sergei	17	5	3	8	6	0	0
PITKANEN, Joni	18	0	8	8	16	0	0
CORVO, Joe	18	2	5	7	4	1	0
WALKER, Scott	18	1	6	7	19	0	0
CULLEN, Matt	18	3	3	6	14	0	1
SEIDENBERG, Dennis	16	1	5	6	16	0	0
GLEASON, Tim	18	1	4	5	32	0	0
COLE, Erik	18	0	5	5	22	0	0
BAYDA, Ryan	15	2	2	4	18	0	0
RUUTU, Tuomo	16	1	3	4	8	0	0
BRIND'AMOUR, Rod	18	1	3	4	8	0	0
EAVES, Patrick	18	1	2	3	13	0	0
DWYER, Patrick	2	0	1	1	0	0	0
KABERLE, Frantisek	7	0	1	1	2	0	0
BABCHUK, Anton	13	0	1	1	10	0	0
HELMINEN, Dwight	1	0	0	0	0	0	0
CONBOY, Tim	3	0	0	0	9	0	0
WALLIN, Niclas	18	0	0	0	4	0	0
WARD, Cam	18	0	0	0	0	0	0
TOTALS	18	42	76	118	231	6	1
OPPONENTS	18	52	89	141	214	8	0

GOALTENDER	GPI	MINS	GA	GAA	W-L	SO	SA
WARD, Cam	18	1101	49	2.67	8-10	2	576

**Power Play Totals:** Hurricanes 6-60 (10.0%); Opponents 8-71 (11.3%). **Penalty Killing:** Hurricanes 63-71 (88.7%); Opponents 54-60 (90.0%).

**Shots by Period:** Hurricanes 186-189-177-18 = 570; Opponents 181-205-176-17 = 579.

## ALL-TIME NHL PLAYOFF HISTORY

YEAR	RESULTS vs. SERIES OPPONENT	WHALERS/HURRICANES GOALS	OPPONENT GOALS
1980	0-3 series loss to Montreal Canadiens	8	18
1981	Did not qualify for playoffs		
1982	Did not qualify for playoffs		
1983	Did not qualify for playoffs		
1984	Did not qualify for playoffs		
1985	Did not qualify for playoffs		
1986	3-0 series win over Quebec Nordiques	16	7
	3-4 series loss to Montreal Canadiens	13	16
1987	2-4 series loss to Quebec Nordiques	19	27
1988	2-4 series loss to Montreal Canadiens	20	23
1989	0-4 series loss to Montreal Canadiens	11	18
1990	3-4 series loss to Boston Bruins	21	23
1991	2-4 series loss to Boston Bruins	17	24
1992	3-4 series loss to Montreal Canadiens	18	21
1993	Did not qualify for playoffs		
1994	Did not qualify for playoffs		
1995	Did not qualify for playoffs		
1996	Did not qualify for playoffs		
1997	Did not qualify for playoffs		
1998	Did not qualify for playoffs		
1999	2-4 series loss to Boston Bruins	10	16
2000	Did not qualify for playoffs		
2001	2-4 series loss to New Jersey Devils	8	20
2002	4-2 series win over New Jersey Devils	9	11
	4-2 series win over Montreal Canadiens	21	12
	4-2 series win over Toronto Maple Leafs	10	6
	1-4 series loss to Detroit Red Wings	7	14
2003	Did not qualify for playoffs		
2004	Did not qualify for playoffs		
2006	4-2 series win over Montreal Canadiens	15	17
	4-1 series win over New Jersey Devils	17	10

## ALL-TIME NHL PLAYOFF HISTORY CONTINUED

YEAR	RESULTS vs. SERIES OPPONENT	WHALERS/HURRICANES GOALS	OPPONENT GOALS
2006 (cont.)	4-3 series win over Buffalo Sabres	22	17
	4-3 series win over Edmonton Oilers	19	16
2007	<i>Did not qualify for playoffs</i>		
2008	<i>Did not qualify for playoffs</i>		
2009	4-3 series win over New Jersey Devils	17	15
	4-3 series win over Boston Bruins	16	17
	0-4 series loss to Pittsburgh Penguins	9	20
2010	<i>Did not qualify for playoffs</i>		
2011	<i>Did not qualify for playoffs</i>		
2012	<i>Did not qualify for playoffs</i>		
2013	<i>Did not qualify for playoffs</i>		
2014	<i>Did not qualify for playoffs</i>		
2015	<i>Did not qualify for playoffs</i>		
TOTALS	59-68 (.465)	323	368

## INDIVIDUAL SINGLE-GAME PLAYOFF RECORDS

MOST GOALS	2	23 times; last: <b>Eric Staal</b> , May 8, 2009, in an 4-1 win vs. Boston
MOST ASSISTS	4	John Anderson, April 12, 1986, in a 9-4 win vs. Quebec
		<b>Eric Staal</b> , April 24, 2006, in a 6-5 double-overtime loss vs. Montreal
MOST POINTS	6	John Anderson, April 12, 1986, in a 9-4 win vs. Quebec
MOST PENALTY MINUTES	30	Shane Churla, April 11, 1987, in a 5-1 loss at Quebec
MOST SAVES	53	Frank Pietrangelo, May 1-2, 1992, in a 3-2 overtime loss at Montreal
FASTEST TWO GOALS (one player)	3:08	Erik Cole, May 13, 2002, in an 8-2 win at Montreal
MOST SHOTS ON GOAL	11	Jeff O'Neill, May 28, 2002, in a 2-1 overtime win at Toronto

## INDIVIDUAL SERIES PLAYOFF RECORDS

MOST GOALS	5	<b>Eric Staal</b> vs. New Jersey, 2009; Ray Sheppard vs. Boston, 1999; Mark Hunter vs. Boston, 1991
MOST ASSISTS	7	John Cullen vs. Boston, 1991
MOST POINTS	10	Bates Battaglia vs. Montreal, 2002; Cory Stillman vs. Buffalo, 2006
MOST PENALTY MINUTES	51	Torrie Robertson vs. Montreal, 1986
MOST SAVES	227	<b>Cam Ward</b> vs. New Jersey, 2009
MOST SHOTS ON GOAL	33	<b>Eric Staal</b> vs. New Jersey, 2009
MOST CONSECUTIVE GAMES (Goalie)	7	Peter Sidorkiewicz, 1990; Frank Pietrangelo, 1992; <b>Cam Ward</b> , 2006 and twice in 2009
LONGEST SHUTOUT STREAK	105:07	Arturs Irbe, May 21-25, 2002

## INDIVIDUAL ONE-YEAR PLAYOFF RECORDS

MOST GOALS	12	Rod Brind'Amour, 2006
MOST ASSISTS	19	<b>Eric Staal</b> , 2006
MOST POINTS	28	<b>Eric Staal</b> , 2006
MOST PENALTY MINUTES	67	Torrie Robertson, 1986
MOST SAVES	537	<b>Cam Ward</b> , 2006
MOST SHOTS ON GOAL	87	<b>Eric Staal</b> , 2006
LONGEST GOAL-SCORING STREAK	4 games	Ray Sheppard, April 24-30, 1999
		Bates Battaglia, May 7-13, 2002
LONGEST ASSIST STREAK	5 games	Cory Stillman, May 26-June 5, 2006
LONGEST POINT-SCORING STREAK	15 games	<b>Eric Staal</b> , April 24-May 28, 2006 (7g, 13a)
LONGEST SHUTOUT STREAK	143:55	Kevin Weekes, April 24-May 3, 2002

## TEAM SINGLE-GAME PLAYOFF RECORDS

MOST GOALS	9	April 12, 1986, in a 9-4 win vs. Quebec
MOST GOALS AGAINST	8	April 9, 1980, in an 8-4 loss at Montreal
MOST TOTAL GOALS	13	April 12, 1986, in a 9-4 win vs. Quebec
FASTEST GOAL (game)	0:25	Erik Cole, May 13, 2002, in an 8-2 win at Montreal
FASTEST GOAL (period)	0:22	Ray Whitney, April 24, 2006, in a 6-5 2OT loss vs. Montreal (third period)
LARGEST WINNING MARGIN	6	May 13, 2002, in an 8-2 win at Montreal
		May 6, 2006, in a 6-0 win vs. New Jersey
LARGEST LOSING MARGIN	5	April 8, 1980, in a 6-1 loss at Montreal
		April 11, 1991, in a 6-1 loss at Boston
		April 22, 2006, in a 6-1 loss vs. Montreal
SHORTEST OVERTIME	0:24	April 29, 1992, in a 2-1 win vs. Montreal
LONGEST OVERTIME	54:47	June 8-9, 2002, in a 3-2 loss vs. Detroit
LONGEST GAME	114:47	June 8-9, 2002, in a 3-2 loss vs. Detroit. Igor Larionov scored at 14:47 of the third overtime.
MOST PENALTY MINUTES	71	April 17, 2001, in a 4-0 loss vs. New Jersey
MOST PENALTY MINUTES, BOTH TEAMS	243	April 11, 1987, in a 3-1 loss at Quebec

# PLAYOFF RECORDS

## TEAM SERIES PLAYOFF RECORDS

<b>MOST GOALS SCORED</b>	22	vs. Buffalo, 2006, seven games
<b>FEWEST GOALS SCORED</b>	7	vs. Detroit, 2002, five games
<b>MOST GOALS ALLOWED</b>	27	by Quebec, 1987, six games
<b>FEWEST GOALS ALLOWED</b>	6	by Toronto, 2002, six games

## TEAM ONE-YEAR PLAYOFF RECORDS

<b>MOST GOALS SCORED</b>	73	2006, 25 games
<b>MOST GOALS ALLOWED</b>	60	2006, 25 games
<b>MOST TOTAL GOALS</b>	133	2006, 25 games
<b>MOST SHUTOUTS</b>	3	2002, (4/27 and 5/3, Kevin Weekes; 5/23, Arturs Irbe) 2006, (5/6 and 5/7, <b>Cam Ward</b> ; 5/26, Martin Gerber)
<b>LONGEST WINNING STREAK</b>	7 games	April 26-May 10, 2006
<b>LONGEST LOSING STREAK</b>	4 games	April 11-16, 1987; April 5-9, 1989 June 6-13, 2002; May 18-26, 2009

## OPPONENTS INDIVIDUAL SINGLE-GAME PLAYOFF RECORDS

<b>MOST GOALS</b>	3	Peter Stastny (April 11, 1987, in 5-1 Quebec win); Michel Goulet (April 12, 1987, in 4-1 Quebec win); John Ogrodnick (April 14, 1987, in 7-5 Quebec win); Cam Neely (April 4, 1991, in 4-3 Boston win) Evgeni Malkin (May 21, 2009, in a 7-4 Pittsburgh win)
<b>MOST ASSISTS</b>	5	Risto Siltanen, Quebec, April 5, 1987, in 7-5 Quebec win
<b>MOST POINTS</b>	5	Risto Siltanen, Quebec, April 5, 1987 (5a)
<b>MOST PENALTY MINUTES</b>	24	Randy Moller, Quebec, April 12, 1986, in a 9-4 Quebec loss
<b>MOST SAVES</b>	45	Jose Theodore, Montreal, May 5, 2002, in 4-1 Montreal win
<b>FASTEST TWO GOALS BY ONE PLAYER</b>	2:40	Kirk Muller, Montreal, April 27, 1992, in 7-4 Montreal win
<b>MOST SHOTS ON GOAL</b>	8	Alexander Mogilny, Toronto, May 19, 2002 Evgeni Malkin, May 21, 2009, in a 7-4 Pittsburgh win

## OPPONENTS INDIVIDUAL SERIES PLAYOFF RECORDS

<b>MOST GOALS</b>	6	Yvon Lambert, Montreal, 1980; Stephane Richer, Montreal, 1988 Michel Goulet, Quebec, 1987; Evgeni Malkin, Pittsburgh, 2009
<b>MOST ASSISTS</b>	9	Denis Savard, Montreal, 1992
<b>MOST POINTS</b>	11	Stephane Richer, Montreal, 1988
<b>MOST PENALTY MINUTES</b>	50	Basil McRae, Quebec, 1987
<b>MOST SAVES</b>	222	Martin Brodeur, New Jersey, 2009
<b>MOST SHOTS ON GOAL</b>	29	Zach Parise, New Jersey, 2009
<b>MOST CONSECUTIVE GAMES BY GOALTENDER</b>	7	Patrick Roy, Montreal, 1986; Ryan Miller, Buffalo, 2006 Martin Brodeur, New Jersey, 2009; Tim Thomas, Boston, 2009
<b>LONGEST SHUTOUT STREAK</b>	186:03	Dominik Hasek, Detroit, 2002

## OPPONENTS SINGLE-GAME PLAYOFF RECORDS

<b>MOST GOALS</b>	8	April 9, 1980, Montreal defeated Hartford 8-4
<b>MOST GOALS AGAINST</b>	9	April 12, 1986, Hartford defeated Quebec 9-4
<b>MOST TOTAL GOALS</b>	13	April 12, 1986, Hartford defeated Quebec 9-4
<b>FASTEST GOAL</b> (game)	0:13	Petri Skriko, April 5, 1991, in a 4-3 Boston win
<b>FASTEST GOAL</b> (period other than first)	0:29	Yvon Lambert in overtime on April 11, 1980 Montreal defeated Hartford 4-3
<b>LARGEST WINNING MARGIN</b>	5	Montreal in a 6-1 victory on April 8, 1980 Boston in a 6-1 victory on April 11, 1991 Montreal in a 6-1 victory on April 22, 2006
<b>LARGEST LOSING MARGIN</b>	6	Montreal in an 8-2 loss on May 13, 2002 New Jersey in a 6-0 loss on May 6, 2006

## OPPONENTS TEAM SERIES PLAYOFF RECORDS

<b>MOST GOALS SCORED</b>	27	Quebec in 1987 in a 4-2 series win by Quebec
<b>FEWEST GOALS SCORED</b>	6	Toronto in 2002 in a 4-2 series win by Carolina
<b>MOST GOALS ALLOWED</b>	22	Buffalo in 2006 in a 4-3 series win by Carolina
<b>FEWEST GOALS ALLOWED</b>	7	Detroit in 2002 in a 4-1 series win by Detroit

## TOP 20 PLAYOFF SCORERS

PLAYER	GP	G	A	PTS	PIM	PLAYER	GP	G	A	PTS	PIM
1. <b>STAAL, Eric</b>	<b>43</b>	<b>19</b>	<b>24</b>	<b>43</b>	<b>12</b>	11. WILLIAMS, Justin	25	7	11	18	34
2. FRANCIS, Ron	62	14	25	39	26	FERRARO, Ray	33	7	11	18	24
3. BRIND'AMOUR, Rod	72	18	20	38	46	13. O'NEILL, Jeff	34	9	7	17	37
4. DINEEN, Kevin	44	17	14	31	109	ANDERSON, John	20	6	11	17	2
5. WHITNEY, Ray	42	12	14	26	19	15. RECCHI, Mark	25	7	9	16	18
STILLMAN, Cory	25	9	17	26	14	KAPANEN, Sami	34	4	12	16	6
7. CULLEN, Matt	43	7	17	24	26	WEIGHT, Doug	23	3	13	16	20
8. EVASON, Dean	38	8	15	23	18	18. GAVIN, Stewart	22	8	7	15	27
9. BABYCH, Dave	31	7	13	20	32	HEDICAN, Bret	46	3	12	15	56
10. BATTAGLIA, Bates	35	5	14	19	24	20. COLE, Erik	43	6	8	14	52
						KABERLE, Frantisek	32	4	10	14	10

## TEAM PLAYOFF GOALTENDING

GOALTENDER	GP	MINS	GA	GAA	SVS	SVS%	W-L	SO	SA
WEEKES, Kevin	8	408	11	1.62	169	.939	3-2	2	180
IRBE, Arturs	30	1846	65	2.11	797	.925	14-16	1	862
<b>WARD, Cam</b>	<b>41</b>	<b>2421</b>	<b>96</b>	<b>2.38</b>	<b>1064</b>	<b>.917</b>	<b>23-18</b>	<b>4</b>	<b>1,160</b>
WEEKS, Steve	4	205	9	2.63	77	.895	1-2	0	86
PIETRANGELO, Frank	7	425	19	2.68	225	.922	3-4	0	244
LIUT, Mike	17	933	50	3.21	417	.892	8-7	1	467
GERBER, Martin	6	221	13	3.53	77	.856	1-1	1	90
BRODEUR, Richard	4	200	12	3.60	75	.882	1-3	0	87
SIDORKIEWICZ, Peter	15	912	55	3.62	404	.881	5-10	0	459
WHITMORE, Kay	3	154	11	4.29	67	.859	0-2	0	78
SMITH, AI	2	120	10	5.00	55	.846	0-2	0	65
GARRETT, John	1	60	8	8.00	32	.800	0-1	0	40

## OPPONENT PLAYOFF SCORING LEADERS

PLAYER	TEAM	GP	G	A	PTS	PLAYER	TEAM	GP	G	A	PTS
1. Patrik Elias	NJ	24	6	13	19	Michel Goulet	QUE	9	7	5	12
2. Cam Neely	BOS	13	9	9	18	Brian Rafalski	NJ	17	4	8	12
Ray Bourque	BOS	15	4	14	18	13. Dave Poulin	BOS	13	4	7	11
4. Craig Janney	BOS	9	2	14	16	Michael Ryder	BOS, MTL	13	3	8	11
5. Stephane Richer	MTL-NJ	20	10	5	15	15. Brian Gionta	NJ	18	5	5	10
Mats Naslund	MTL	14	4	11	15	Mike McPhee	MTL	21	5	5	10
7. Bobby Smith	MTL	17	7	7	14	Brian Skrudland	MTL	24	4	6	10
Guy Carbonneau	MTL	24	7	7	14	Robert Picard	QUE	9	2	8	10
Bobby Holik	NJ	15	8	6	14	Denis Savard	MTL	7	1	9	10
10. Peter Stastny	QUE	9	6	6	12	Larry Robinson	MTL	20	0	10	10

## OPPONENT GOALTENDING LEADERS (Minimum 60 minutes)

GOALTENDER	TEAM	GP	MINS	GA	(EN)	GAA	SVS	SVS%	W-L
Dominik Hasek	DET	5	355	7		1.18	113	.942	4-1
Byron Dafoe	BOS	6	412	10		1.46	154	.939	4-2
Curtis Joseph	TOR	5	387	10		1.55	149	.937	2-4
Tim Thomas	BOS	7	440	15	(1)	2.04	197	.929	3-4
Martin Brodeur	NJ	24	1459	50	(1)	2.06	595	.922	10-11
Jussi Markkanen	EDM	6	361	13	(1)	2.16	124	.905	3-3
Marc-Andre Fleury	PIT	4	240	9		2.25	109	.924	4-0
Brian Hayward	MTL	3	184	7	(1)	2.28	68	.907	2-1
Cristobal Huet	MTL	6	386	15		2.33	197	.929	2-4
Patrick Roy	MTL	21	1307	52	(2)	2.39	545	.905	14-7
Andy Moog	BOS	12	691	28	(1)	2.43	287	.911	8-4
Ryan Miller	BUF	7	431	22		2.50	172	.887	3-4
Denis Herron	MTL	2	120	5		3.06	43	.896	2-0
Jose Theodore	MTL	6	326	18		3.31	184	.911	2-4
Mario Gosselin	QUE	6	349	19		3.35	181	.905	4-2
Clint Malarchuk	QUE	4	203	16		4.73	94	.855	0-3

# GAME HISTORY

## GAME-BY-GAME PLAYOFF HISTORY

DATE	RESULT				GWG (OT TIME)	GOALIES: HFD-CAR/OPP (SAVES)	ATT.	
<b>1980</b>								
Preliminary Round								
April 8	HFD 1	at	MTL 6		Loss	Brian Engblom	Al Smith (31)/Denis Heron (20)	15,992
April 9	HFD 4	at	MTL 8		Loss	Bob Gainey	John Garrett (32)/Denis Heron (23)	15,242
April 11	MTL 4	at	HFD 3	OT	Loss	Yvon Lambert (0:29)	Al Smith (24)/Michel Larocque (25)	14,460
<b>1981-85</b>								
							<i>Out of the Playoffs</i>	
<b>1986</b>								
<b>DIVISION SEMIFINAL</b>								
April 9	HFD 3	at	QUE 2	OT	WIN	SYLVAIN TURGEON (2:36)	Mike Liut (37)/Clint Malarchuk (34)	14,504
April 10	HFD 4	at	QUE 1		WIN	PAUL MacDERMID	Mike Liut (26)/Clint Malarchuk (27)	14,562
April 12	QUE 4	at	HFD 9		WIN	ULF SAMUELSSON	Mike Liut (29)/Clint Malarchuk (9)-Mario Gosselin (17)	15,126
<b>DIVISION FINAL</b>								
April 17	HFD 4	at	MTL 1		WIN	SYLVAIN TURGEON	Mike Liut (26)/Patrick Roy (20)	17,145
April 19	HFD 1	at	MTL 3		Loss	Guy Carbonneau	Mike Liut (27)/Patrick Roy (24)	17,657
April 21	MTL 4	at	HFD 1		Loss	Stephane Richer	Mike Liut (5)-Steve Weeks (13)/Patrick Roy (20)	15,126
April 23	MTL 1	at	HFD 2	OT	WIN	KEVIN DINEEN (1:06)	Steve Weeks (18)/Patrick Roy (22)	15,126
April 25	HFD 3	at	MTL 5		Loss	Mike Lalor	Steve Weeks (25)/Patrick Roy (20)	17,660
April 27	MTL 0	at	HFD 1		WIN	KEVIN DINEEN	Mike Liut (32)/Patrick Roy (16)	15,126
April 29	HFD 1	at	MTL 2	OT	Loss	Claude Lemieux (5:55)	Mike Liut (30)/Patrick Roy (24)	17,546
<b>1987</b>								
<b>DIVISION SEMIFINAL</b>								
April 8	QUE 2	at	HFD 3	OT	WIN	PAUL MacDERMID (2:20)	Mike Liut (23)/Mario Gosselin (38)	15,126
April 9	QUE 4	at	HFD 5		WIN	DANA MURZYN	Mike Liut (20)/Clint Malarchuk (24)	15,126
April 11	HFD 1	at	QUE 5		Loss	Peter Stastny	Mike Liut (11)-Steve Weeks (21)/Mario Gosselin (29)	14,527
April 12	HFD 1	at	QUE 4		Loss	Michel Goulet	Mike Liut (33)/Mario Gosselin (28)	14,389
April 14	QUE 7	at	HFD 5		Loss	John Ogradnick	Mike Liut (17)/Mario Gosselin (38)	15,126
April 16	HFD 4	at	QUE 5	OT	Loss	Peter Stastny (6:05)	Mike Liut (29)/Mario Gosselin (31)	15,383
<b>1988</b>								
<b>DIVISION SEMIFINAL</b>								
April 6	HFD 3	at	MTL 4		Loss	Stephane Richer	Mike Liut (22)-Richard Brodeur (9)/Patrick Roy (21)	16,523
April 7	HFD 3	at	MTL 7		Loss	Claude Lemieux	Richard Brodeur (21)/Patrick Roy (28)	16,640
April 9	MTL 4	at	HFD 3		Loss	Ryan Walter	Mike Liut (24)/Patrick Roy (30)	15,223
April 10	MTL 5	at	HFD 7		WIN	KEVIN DINEEN	Mike Liut (26)/Patrick Roy (36)	15,061
April 12	HFD 3	at	MTL 1		WIN	CAREY WILSON	Richard Brodeur (22)/Brian Hayward (26)	16,687
April 14	MTL 2	at	HFD 1		Loss	Stephane Richer	Richard Brodeur (23)/Brian Hayward (19)	15,223
<b>1989</b>								
<b>DIVISION SEMIFINAL</b>								
April 5	HFD 2	at	MTL 6		Loss	Ryan Walter	Kay Whitmore (27)/Patrick Roy (25)	16,005
April 6	HFD 2	at	MTL 3		Loss	Mike McPhee	Peter Sidorkiewicz (14)/Patrick Roy (27)	16,563
April 8	MTL 5	at	HFD 4	OT	Loss	Stephane Richer (5:01)	Peter Sidorkiewicz (23)/Brian Hayward (23)	13,363
April 9	MTL 4	at	HFD 3	OT	Loss	Russ Courtnall (15:12)	Kay Whitmore (36)/Patrick Roy (43)	12,245
<b>1990</b>								
<b>DIVISION SEMIFINAL</b>								
April 5	HFD 4	at	BOS 3		WIN	RANDY LADOUCEUR	Peter Sidorkiewicz (33)/Rejean Lemelin (13)	14,448
April 7	HFD 1	at	BOS 3		Loss	Garry Galley	Peter Sidorkiewicz (32)/Andy Moog (25)	14,448
April 9	BOS 3	at	HFD 5		WIN	PAT VERBEEK	Peter Sidorkiewicz (32)/Andy Moog (22)	15,535
April 11	BOS 6	at	HFD 5		Loss	Dave Poulin	Peter Sidorkiewicz (23)/R. Lemelin (17)/Andy Moog (7)	15,535
April 13	HFD 2	at	BOS 3		Loss	Cam Neely	Peter Sidorkiewicz (15)/Andy Moog (20)	14,448
April 15	BOS 2	at	HFD 3	OT	WIN	KEVIN DINEEN (12:30)	Peter Sidorkiewicz (23)/Andy Moog (23)	15,535
April 17	HFD 1	at	BOS 3		Loss	Craig Janney	Peter Sidorkiewicz (22)/Andy Moog (27)	14,448

## 1991

### DIVISION SEMIFINAL

April 3	HFD 5	at	BOS 2	WIN	ROB BROWN	Peter Sidorkiewicz (26)/Andy Moog (19)	14,448
April 5	HFD 3	at	BOS 4	Loss	Cam Neely	Peter Sidorkiewicz (36)/Andy Moog (24)	14,448
April 7	BOS 6	at	HFD 3	Loss	Dave Christian	Peter Sidorkiewicz (17)/Andy Moog (22)	15,635
April 9	BOS 3	at	HFD 4	WIN	ZARLEY ZALAPSKI	Peter Sidorkiewicz (32)/Andy Moog (30)	14,198
April 11	HFD 1	at	BOS 6	Loss	Dave Christian	Peter Sidorkiewicz (26)/Andy Moog (25)	14,448
April 13	BOS 3	at	HFD 1	Loss	Bob Sweeney	Peter Sidorkiewicz (13)/Andy Moog (31)	15,635

## 1992

### DIVISION SEMIFINAL

April 19	HFD 0	at	MTL 2	Loss	Gilbert Dionne	Frank Pietrangelo (28)/Patrick Roy (32)	16,624
April 21	HFD 2	at	MTL 5	Loss	Kirk Muller	Frank Pietrangelo (23)/Patrick Roy (15)	16,627
April 23	MTL 2	at	HFD 5	WIN	JOHN CULLEN	Frank Pietrangelo (32)/Patrick Roy (28)	6,728
April 25	MTL 1	at	HFD 3	WIN	RANDY CUNNEYWORTH	Frank Pietrangelo (24)/Patrick Roy (33)	10,071
April 27	HFD 4	at	MTL 7	Loss	Kirk Muller	Frank Pietrangelo (23)-Kay Whitmore (4)/P. Roy (19)	16,693
April 29	MTL 1	at	HFD 2	OT WIN	YVON CORRIVEAU (0:24)	Frank Pietrangelo (42)/Patrick Roy (24)	8,262
May 1	HFD 2	at	MTL 3	2 OT Loss	Russ Courtnall (25:26)	Frank Pietrangelo (53)/Patrick Roy (39)	17,718

## 1993-98

*Out of the Playoffs*

## 1999

### CONFERENCE QUARTERFINAL

April 22	BOS 2	at	CAR 0	OT Loss	Rob DiMaio	Arturs Irbe (27)/Byron Dafoe (19)	11,059
April 24	BOS 2	at	CAR 3	WIN	RAY SHEPPARD (17:05)	Arturs Irbe (22)/Byron Dafoe (27)	11,059
April 26	CAR 3	at	BOS 2	WIN	ROBERT KRON	Arturs Irbe (24)/Byron Dafoe (18)	17,565
April 28	CAR 1	at	BOS 4	Loss	Landon Wilson	Arturs Irbe (26)/Byron Dafoe (22)	17,565
April 30	BOS 4	at	CAR 3	2 OT Loss	Anson Carter (34:45)	Arturs Irbe (48)/Byron Dafoe (37)	11,059
May 2	CAR 0	at	BOS 2	Loss	Joe Thornton	Arturs Irbe (19)/Byron Dafoe (31)	17,565

## 2000

*Out of the Playoffs*

## 2001

### CONFERENCE QUARTERFINAL

April 12	CAR 1	at	NJ 5	Loss	Bobby Holik	Arturs Irbe (31)/Martin Brodeur (17)	19,040
April 15	CAR 0	at	NJ 2	Loss	Alexander Mogilny	Arturs Irbe (27)/Martin Brodeur (18)	19,040
April 17	NJ 4	at	CAR 0	Loss	Bobby Holik	Arturs Irbe (20)/Martin Brodeur (18)	17,525
April 18	NJ 2	at	CAR 3	OT WIN	ROD BRIND'AMOUR (0:46)	Arturs Irbe (32)/Martin Brodeur (30)	14,339
April 20	CAR 3	at	NJ 2	WIN	JEFF O'NEILL	Arturs Irbe (37)/Martin Brodeur (11)	19,040
April 22	NJ 5	at	CAR 1	Loss	Sergei Brylin	Arturs Irbe (34)/Martin Brodeur (14)	18,730

## 2002

### CONFERENCE QUARTERFINAL

April 17	NJ 1	at	CAR 2	WIN	ERIK COLE	Arturs Irbe (34)/Martin Brodeur (15)	15,401
April 19	NJ 1	at	CAR 2	OT WIN	BATES BATTAGLIA (15:26)	Arturs Irbe (30)/Martin Brodeur (26)	18,730
April 21	CAR 0	at	NJ 4	Loss	Brian Gionta	Arturs Irbe (9), Kevin Weekes (22)/Martin Brodeur (16)	17,004
April 23	CAR 1	at	NJ 3	Loss	Brian Gionta	Arturs Irbe (6), Kevin Weekes (13)/Martin Brodeur (23)	17,057
April 24	NJ 2	at	CAR 3	OT WIN	JOSEF VASICEK (8:16)	Kevin Weekes (40)/Martin Brodeur (35)	18,336
April 27	CAR 1	at	NJ 0	WIN	RON FRANCIS	Kevin Weekes (32)/Martin Brodeur (21)	17,104

### CONFERENCE SEMIFINAL

May 3	MTL 0	at	CAR 2	WIN	RON FRANCIS	Kevin Weekes (25)/Jose Theodore (36)	18,809
May 5	MTL 4	at	CAR 1	Loss	Andrei Markov	Kevin Weekes (12)/Jose Theodore (45)	18,730
May 7	CAR 1	at	MTL 2	OT Loss	Donald Audette	Kevin Weekes (18)/Jose Theodore (33)	21,273
May 9	CAR 4	at	MTL 3	OT WIN	NICLAS WALLIN (3:14)	Kevin Weekes (7), Arturs Irbe (10)/Jose Theodore (36)	21,273
May 12	MTL 1	at	CAR 5	WIN	ROD BRIND'AMOUR	Arturs Irbe (30)/Jose Theodore (26)	18,853
May 13	CAR 8	at	MTL 2	WIN	SEAN HILL	Arturs Irbe (31)/Jose Theodore (8); Stephane Fiset (16)	21,273

### CONFERENCE FINAL

May 16	TOR 2	at	CAR 1	Loss	Jonas Hoglund	Arturs Irbe (22)/Curtis Joseph (31)	18,730
May 19	TOR 1	at	CAR 2	OT WIN	NICLAS WALLIN (13:42)	Arturs Irbe (26)/Curtis Joseph (31)	18,924
May 21	CAR 2	at	TOR 1	OT WIN	JEFF O'NEILL (6:01)	Arturs Irbe (20)/Curtis Joseph (15)	19,293
May 23	CAR 3	at	TOR 0	WIN	JAROSLAV SVOBODA	Arturs Irbe (31)/Curtis Joseph (12)	19,299
May 25	TOR 1	at	CAR 0	Loss	Darcy Tucker	Arturs Irbe (18)/Curtis Joseph (27)	19,016
May 28	CAR 2	at	TOR 1	OT WIN	MARTIN GELINAS (8:05)	Arturs Irbe (35)/Curtis Joseph (33)	19,327

### STANLEY CUP FINAL

June 4	CAR 3	at	DET 2	OT WIN	RON FRANCIS (0:58)	Arturs Irbe (23)/Dominik Hasek (23)	20,058
June 6	CAR 1	at	DET 3	Loss	Nicklas Lidstrom	Arturs Irbe (27)/Dominik Hasek (16)	20,058
June 8	DET 3	at	CAR 2	3OT Loss	Igor Larionov (54:47)	Arturs Irbe (50)/Dominik Hasek (41)	18,982
June 10	DET 3	at	CAR 0	Loss	Brett Hull	Arturs Irbe (24)/Dominik Hasek (17)	18,986
June 13	CAR 1	at	DET 3	Loss	Brendan Shanahan	Arturs Irbe (24)/Dominik Hasek (16)	20,058

# GAME HISTORY

## 2003-04

*Out of the Playoffs*

## 2006

### CONFERENCE QUARTERFINAL

April 22	MTL 6	at	CAR 1		Loss	Radek Bonk	Martin Gerber (15)/Cristobal Huet (42)	18,812
April 24	MTL 6	at	CAR 5	2OT	Loss	Michael Ryder (22:32)	Martin Gerber (10), Cam Ward (20)/Cristobal Huet (41)	18,730
April 26	CAR 2	at	MTL 1	OT	WIN	ERIC STAAL (3:38)	Cam Ward (27)/Cristobal Huet (34)	21,273
April 28	CAR 3	at	MTL 2		WIN	ROD BRIND'AMOUR	Cam Ward (23)/Cristobal Huet (27)	21,273
April 30	MTL 1	at	CAR 2		WIN	MATT CULLEN	Cam Ward (30)/Cristobal Huet (26)	18,887
May 2	CAR 2	at	MTL 1	OT	WIN	CORY STILLMAN (1:19)	Cam Ward (25)/Cristobal Huet (27)	21,273

### CONFERENCE SEMIFINAL

May 6	NJ 0	at	CAR 6		WIN	RAY WHITNEY	Cam Ward (21)/Martin Brodeur (29), Scott Clemmensen (3)	18,730
May 8	NJ 2	at	CAR 3	OT	WIN	NICLAS WALLIN (3:09)	Cam Ward (21)/Martin Brodeur (35)	18,730
May 10	CAR 3	at	NJ 2		WIN	ROD BRIND'AMOUR	Cam Ward (28)/Martin Brodeur (21)	16,862
May 13	CAR 1	at	NJ 5		Loss	Jay Pandolfo	Cam Ward (13), Martin Gerber (15)/Martin Brodeur (19)	17,585
May 14	NJ 1	at	CAR 4		WIN	CORY STILLMAN	Cam Ward (17)/Martin Brodeur (27)	18,730

### CONFERENCE FINAL

May 20	BUF 3	at	CAR 2		Loss	Jay McKee	Cam Ward (24)/Ryan Miller (29)	18,730
May 22	BUF 3	at	CAR 4		WIN	JUSTIN WILLIAMS	Cam Ward (16)/Ryan Miller (31)	18,730
May 24	CAR 3	at	BUF 4		Loss	Ales Kotalik	Cam Ward (22), Martin Gerber (7)/Ryan Miller (24)	18,690
May 26	CAR 4	at	BUF 0		WIN	MARK RECCHI	Martin Gerber (22)/Ryan Miller (17)	18,690
May 28	BUF 3	at	CAR 4	OT	WIN	CORY STILLMAN (8:46)	Martin Gerber (8)-Cam Ward (15)/Ryan Miller (22)	18,730
May 30	CAR 1	at	BUF 2	OT	Loss	Daniel Briere (4:22)	Cam Ward (29)/Ryan Miller (25)	18,690
June 1	BUF 2	at	CAR 4		WIN	ROD BRIND'AMOUR	Cam Ward (22)/Ryan Miller (24)	18,730

### STANLEY CUP FINAL

June 5	EDM 4	at	CAR 5		WIN	ROD BRIND'AMOUR	Cam Ward (34)/Dwayne Roloson (19), Ty Conklin (2)	18,797
June 7	EDM 0	at	CAR 5		WIN	ANDREW LADD	Cam Ward (25)/Jussi Markkanen (21)	18,928
June 10	CAR 1	at	EDM 2		Loss	Ryan Smyth	Cam Ward (28)/Jussi Markkanen (24)	16,839
June 12	CAR 2	at	EDM 1		WIN	MARK RECCHI	Cam Ward (20)/Jussi Markkanen (18)	16,839
June 14	EDM 4	at	CAR 3	OT	Loss	Fernando Pisani (3:31)	Cam Ward (25)/Jussi Markkanen (21)	18,974
June 17	CAR 0	at	EDM 4		Loss	Fernando Pisani	Cam Ward (30)/Jussi Markkanen (16)	16,839
June 19	EDM 1	at	CAR 3		WIN	FRANTISEK KABERLE	Cam Ward (22)/Jussi Markkanen (24)	18,978

## 2007-08

*Out of the Playoffs*

## 2009

### CONFERENCE QUARTERFINAL

April 15	CAR 1	at	NJ 4		Loss	Zach Parise	Cam Ward (35)/Martin Brodeur (18)	17,625
April 17	CAR 2	at	NJ 1	OT	WIN	TIM GLEASON (2:40)	Cam Ward (33)/Martin Brodeur (30)	17,625
April 19	NJ 3	at	CAR 2	OT	Loss	Travis Zajac (4:58)	Cam Ward (32)/Martin Brodeur (28)	17,971
April 21	NJ 3	at	CAR 4		WIN	JUSSI JOKINEN	Cam Ward (26)/Martin Brodeur (42)	17,465
April 23	CAR 0	at	NJ 1		Loss	David Clarkson	Cam Ward (41)/Martin Brodeur (44)	17,625
April 26	NJ 0	at	CAR 4		WIN	RAY WHITNEY	Cam Ward (28)/Martin Brodeur (33)	18,680
April 28	CAR 4	at	NJ 3		WIN	ERIC STAAL	Cam Ward (32)/Martin Brodeur (27)	17,625

### CONFERENCE SEMIFINAL

May 1	CAR 1	at	BOS 4		Loss	Marc Savard	Cam Ward (20)/Tim Thomas (26)	17,565
May 3	CAR 3	at	BOS 0		WIN	JOE CORVO	Cam Ward (36)/Tim Thomas (22)	17,565
May 6	BOS 2	at	CAR 3	OT	WIN	JUSSI JOKINEN	Cam Ward (21)/Tim Thomas (38)	18,680
May 8	BOS 1	at	CAR 4		WIN	JUSSI JOKINEN	Cam Ward (20)/Tim Thomas (27)	18,878
May 10	CAR 0	at	BOS 4		Loss	Mark Recchi	Cam Ward (36)/Tim Thomas (19)	17,565
May 12	BOS 4	at	CAR 2		Loss	Marc Savard	Cam Ward (15)/Tim Thomas (31)	18,680
May 14	CAR 3	at	BOS 2	OT	WIN	SCOTT WALKER	Cam Ward (34)/Tim Thomas (34)	17,565

### CONFERENCE FINAL

May 18	CAR 2	at	PIT 3		Loss	Philippe Boucher	Cam Ward (28)/Marc-Andre Fleury (23)	17,132
May 21	CAR 4	at	PIT 7		Loss	Evgeni Malkin	Cam Ward (35)/Marc-Andre Fleury (24)	17,132
May 23	PIT 6	at	CAR 2		Loss	Evgeni Malkin	Cam Ward (34)/Marc-Andre Fleury (32)	18,789
May 26	PIT 4	at	CAR 1		Loss	Maxime Talbot	Cam Ward (21)/Marc-Andre Fleury (30)	18,680

## 2010-15

*Out of the Playoffs*



# GENERAL INFO

Media and NHL Information



# MEDIA INFO

The Carolina Hurricanes extend a cordial welcome to all media covering our home games. We appreciate the coverage you provide us, and we will do everything possible to assist you in your game duties.

The following is some information relating to our game night operation and press box which you should read carefully. Your cooperation in following these guidelines is much appreciated.

## MEDIA RELATIONS DEPARTMENT

**Mike Sundheim** Vice President of Communications and Team Services  
*Office:* 919/861-5477 *Home:* 919/233-7322  
*Mobile:* 919/522-4583 *Email:* mikes@carolinahurricanes.com *Twitter:* @MikeSundheim

**Kyle Hanlin** Senior Director of Communications and Team Services  
*Office:* 919/861-5429 *Home:* 919/327-4942  
*Mobile:* 919/523-7635 *Email:* kyleh@carolinahurricanes.com *Twitter:* @KyleHanlin

**Nikki Stoudt** Media Relations Coordinator  
*Office:* 919/861-7148  
*Mobile:* 704/689-7667 *Email:* nikkis@carolinahurricanes.com *Twitter:* @NikkiStoudt

Department website: CanesPR.com

## MEDIA CREDENTIALS POLICY

Media credentials are issued to working media only. All credentials are non-transferable, and any unauthorized use will subject bearer to ejection from PNC Arena and confiscation of the credential. Credentials are good for admittance to the arena, press box, media meal room and both locker rooms.

Media credentials are divided into two categories: full-season and single-game. Full-season media passes will be issued to recognized newspapers, magazines, television, radio stations and established websites by completing the request form at CanesPR.com. Please follow up via email with Mike Sundheim (mikes@carolinahurricanes.com) or Kyle Hanlin (kyleh@carolinahurricanes.com) after submitting your credential request. A media credential cannot be used to sit in spectator seating areas.

Single-game credentials should be requested via email to either Mike Sundheim or Kyle Hanlin at least 24 hours prior to game time.

Photo credentials will be issued on a priority basis to daily publications, wire services, team photographers or national publications on specific assignments only.

## PRE-GAME ACCESS

By request, the Hurricanes may open their locker room to the media two hours prior to all home games for a short window of availability.

## MEDIA PARKING

Full-season media will be issued general media parking passes. The East (black) lot is closest to the media entrance, which is the VIP entrance on the South end of the building, adjacent to the box office. Television crews will be allowed to park just outside the security entrance. However, there will only be space for one truck per station.

## MEDIA ROOM

Media possessing credentials are invited to enjoy a meal before each game in the press room. The room opens two and a half hours before game time. Dining room usage is limited to those presenting valid Hurricanes or NHL Team Management passes. It is prohibited to allow family members, friends or guests into the press room without a valid credential. Our fine press meal costs \$10.

## MEDIA NOTES

A complete set of media notes and additional materials are available for all working media at the morning skate and in the media meal room. Notes and other materials will also be available in the press box before and during the game, and are posted on CanesPR.com.

## PRESS BOX

The press box is located at the top floor (5) of PNC Arena and is accessible via the press elevator.

## GAME-NIGHT STAFF

The Hurricanes game-night staff members are available to meet your needs, so please feel free to ask them for help on event nights. Staff members are posted at the press gate (VIP Entrance) and the media meal room prior to game time and in the press box after faceoff.

## IN-GAME NOTES

In-Game Notes are delivered to all radio and television broadcasters, as well as all media located in the press box, throughout the game.

## POST-GAME ACCESS

Both locker rooms will be opened five minutes after the teams leave the ice. Hurricanes Head Coach Bill Peters will hold a post-game news conference following each game in the Media Room. Written quotes from both Bill Peters and the visiting coach, in addition to game statistics, will be provided to the media. The officials' locker room is off-limits to the media. Should a comment or interpretation from the game's referee or NHL supervisor be needed, a pool reporter may be assigned.

## AREAS OFF-LIMITS

Media are prohibited from entering the medical room and shower area within the Hurricanes' and visiting locker rooms.

## PRACTICES

Hurricanes' practices are open to the public and all media. You should, however, verify times and location. Hurricanes' practices that are not at PNC Arena will be held at Raleigh Center Ice in Raleigh, NC. Updates to the practice schedule are posted on CanesPR.com.

**Directions to PNC Arena**
**FROM THE AIRPORT (RDU):**

I-40 East to Wade Avenue exit... Take Edwards Mill Rd./Arena Exit and bear right... PNC Arena is on the left.

**Directions to Practice Facility**
**FROM THE AIRPORT:**

I-40 East take Wade Avenue exit... Get onto I-440 Inner Beltline... Take Wake Forest Road exit (#10)... Take right onto Wake Forest Road... Make third left onto Hodges Street... Raleigh Center Ice is directly on the right.

**PRINT AND WEB**
**ASHEBORO COURIER-TRIBUNE**

500 Sunset Ave.  
Asheboro, NC 27203  
336/626-6133; **Fax:** 336/626-7074  
**Sports Editor:** Dennis Garcia  
sports@courier-tribune.com

**BURLINGTON TIMES-NEWS**

707 South Main St.  
Burlington, NC 27215  
336/229-2454; **Fax:** 336/229-2463  
**Sports Editor:** Bob Sutton  
bsutton@thetimesnews.com

**CANES COUNTRY**

canescountry.com  
**Writer:** Bob Wage  
canescountry@gmail.com

**FRANKLIN TIMES**

P.O. Box 119  
109 South Bickett Blvd.  
Louisburg, NC 27549  
919/496-6503; **Fax:** 919/496-1689  
**Sports Editor:** Geoff Neville  
sports@thefranklintimes.com

**HERALD-SUN OF DURHAM**

P.O. Box 2092  
Durham, NC 27702  
919/419-6673; **Fax:** 919/419-6889  
**Writers:** Harold Gutmann (hgutmann@heraldsun.com)  
and Steve Wiseman (swiseman@heraldsun.com)

**INDEPENDENT WEEKLY**

indyweek.com  
302 E. Pettigrew St. Ste. 300  
Durham, NC 27701  
919/286-1972

**NEWS & OBSERVER**

newsobserver.com  
P.O. Box 191  
Raleigh, NC 27602  
919/829-4560; **Fax:** 919/829-4888  
**Sports Editor:** Steve Ruinsky  
sruinsky@newsobserver.com  
**Writers:** Chip Alexander, Luke DeCock  
**Photo Editor:** Kevin Keister  
sports@newsobserver.com

**TRIANGLE BUSINESS JOURNAL**

bizjournals.com/triangle  
3600 Glenwood Ave. Suite 100  
Raleigh, NC 27612  
919/327-1029  
**Writer:** Jason deBruyn  
jdebruyn@bizjournals.com

**TRIANGLE SPORTS NETWORK**

trianglesportsnet.com/carolina-hurricanes  
**Writer:** Peter Koutroumpis  
pkSPORTconsultant@gmail.com

**WILSON DAILY TIMES**

P.O. Box 2447  
Wilson, NC 27894  
252/265-7807  
**Sports Editor:** Paul Durham  
paul@wilsontimes.com

**WRALSPORTSFAN.COM**

2619 Western Blvd.  
Raleigh, NC 27605  
919/821-8600  
**Sr. Sports Web Editor:** Aaron Schoonmaker  
aschoonmaker@wral.com

**ALL SPORTS RADIO**

(\*Rightsholder)

**\*99.9 THE FAN**

WCMC (99.9 FM)  
**Program Director:** Dennis Glasgow  
**Hurricanes Insider:** Mike Maniscalco  
**Hosts:** Adam Gold, Joe Ovies,  
Lauren Brownlow  
3100 Highwoods Blvd. Suite 140  
Raleigh, NC 27604  
919/890-6101  
mmaniscalco@999thefan.com

**620 THE BUZZ**

WDNC (620 AM | 99.3 FM)  
**Hosts:** Mike Maniscalco,  
Lauren Brownlow  
3100 Highwoods Blvd. Suite 140  
Raleigh, NC 27604  
919/875-9100

**PIRATE RADIO**

WGHB, (1250 AM)  
WDLX (930 AM)  
P.O. Box 3333  
Greenville, NC 27836  
252/317-1250

**252RADIO**

WWNB (103.9 FM | 1490 AM)  
WAVQ (1400 AM)  
WNOS (105.9 FM | 1450 AM)  
WECU (1570 AM)  
1202 Pollock St.  
New Bern, NC 28560  
252/633-1490

**TRIAD SPORTS NETWORK**

WSML (1200 AM)  
WMFR (1230 AM)  
WCOG (1320 AM)  
875 West Fifth St.  
Winston-Salem, NC 27101  
336/777-3900

**OTHER LOCAL RADIO**
**CAPITOL BROADCASTING CO.**

WRAL (101.5 FM)  
3100 Highwoods Blvd. Suite 140  
Raleigh, NC 27604  
919/890-6101

**CURTIS MEDIA GROUP**

WWMY (102.9 FM)  
WBBB (96.1 FM)  
WDTF, (570 AM)  
WKXU, (101.1 FM)  
WKIX, (102.3 FM)  
WPTF (680 AM)  
3012 Highwoods Blvd. Suite 200  
Raleigh, NC 27604  
919/790-9392

**CLEARCHANNEL**

WDCG (105.1 FM)  
WDCG HD2 (95.3 FM)  
WRDU (106.1 FM)  
WRSN (93.9 FM)  
WRVA (100.7 FM)  
3100 Smoketree Court, #505  
Raleigh, NC 27604  
919/876-1061  
919/876-8578

## TELEVISION

**WLFL (Channel 22 – CW)**  
3012 Highwoods Blvd.  
Suite 101  
Raleigh, NC 27604  
919/790-9535; **Fax:** 919/878-3877

**WNCN (Channel 17 – NBC)**  
1205 Front St.  
Raleigh, NC 27609  
919/835-6397; **Fax:** 919/836-1687  
**Sports Anchor:** Todd Gibson

**WRAL (Channel 5 – CBS)**  
2619 Western Blvd.  
Box 12000  
Raleigh, NC 27605  
919/821-8600; **Fax:** 919/821-8541  
**Sportscasters:** Jeff Gravley, Ken Medlin  
Mandy Mitchell

**WRAZ (Channel 50 – FOX)**  
2619 Western Blvd.  
Box 12000  
Raleigh, NC 27605  
919/821-8678; **Fax:** 919/821-8541

**WTVD (Channel 11 – ABC)**  
411 Liberty St.  
Durham, NC 27701  
919/687-2326; **Fax:** 919/687-4373  
**Sportscasters:** Mark Armstrong, Joe Mazur,  
Ngozi Ekeledo  
**Photographer:** Charlie Mickens

**Time Warner Cable News**  
2505 Atlantic Ave., Suite 102  
Raleigh, NC 277604  
919/882-4000  
**Sports Director:** Jim Connors  
**Sportscaster:** Ryan Welch

## WIRE SERVICES

**Associated Press**  
4800 Six Forks Rd. #210  
Raleigh, NC 27609  
919/510-8937; **Fax:** 919/834-1078  
**Sports Editor:** Joedy McCreary  
**Reporter:** Aaron Beard  
**Mobile:** 919/341-4024

## PHOTOGRAPHER

**Gregg Forwerck**  
**Home:** 704/882-3113  
**Mobile:** 704/668-1045

## RALEIGH AREA INFORMATION (Area Code 919)

### TAXI SERVICES

Cardinal Cab, Inc. . . . .	828-3228
Checkers Taxi . . . . .	779-2645
Omni Taxi and Transfer . . . . .	821-0066
Taxi Taxi . . . . .	333-3333
Universal Cab. . . . .	832-3633
USA Taxi . . . . .	877-0515

### AREA HOTELS

Comfort Suites, Arena . . . . .	854-0502
Embassy Suites, Airport . . . . .	572-2200
Embassy Suites, Crabtree Valley . . . . .	881-0833
Hilton Garden Inn, Crabtree Valley . . . . .	703-2525
Marriott, Raleigh City Center. . . . .	833-1120
Marriott, RTP. . . . .	941-6200
Raleigh Marriott, Crabtree Valley . . . . .	781-7000
Renaissance, North Hills . . . . .	571-8773
The Umstead. . . . .	888-678-1711
Washington Duke Inn & Golf Club . . . . .	419-0627

### PUBLIC GOLF COURSES

Crooked Creek . . . . .	557-7529
Eagle Ridge . . . . .	661-6300
Lochmere. . . . .	851-0611
Lonnie Poole (N.C. State) . . . . .	833-3338
Neuse Golf Club . . . . .	550-0550
Pine Hollow . . . . .	553-4554
River Ridge. . . . .	661-8374
UNC Finley Golf Course . . . . .	962-2349

### RESTAURANTS

42nd St. Oyster Bar . . . . .	831-2811
Angus Barn . . . . .	781-2444
Backyard Bistro . . . . .	851-6203
Bella Monica . . . . .	881-9778
Bonefish Grill . . . . .	677-1347
Brio Tuscan Grill. . . . .	881-2048
Buffalo Brothers. . . . .	782-4949
Caffé Luna . . . . .	832-6990
Charlie Goodnight's Restaurant & Comedy Club . . . . .	828-5233
Cheesecake Factory . . . . .	781-0050
Cowfish Sushi Burger Bar . . . . .	784-0400
Dos Taquitos . . . . .	787-3373
Edwards Mill Bar & Grill . . . . .	783-5447
Five Star Restaurant . . . . .	833-3311
Fox and Hound . . . . .	781-4495
Gravy . . . . .	896-8513
Heron's at The Umstead. . . . .	447-4200
Hibernian Pub . . . . .	833-2258
Irregardless Café . . . . .	833-8898
Lynnwood Grill . . . . .	785-0043
McCormick & Schmick's . . . . .	881-7848
Ole Time Barbecue . . . . .	859-2544
PF Chang's . . . . .	787-7754
The Pit . . . . .	890-4500
Raleigh Times . . . . .	833-0999
Rey's Restaurant . . . . .	380-0122
Rudino's Sports Corner . . . . .	786-4235
Ruth's Chris Steak House (Cary) . . . . .	677-0033
Ruth's Chris Steak House (Raleigh) . . . . .	791-1103
Solas . . . . .	755-0755
Spirits Pub & Grub . . . . .	462-7001
Sullivan's Steak House. . . . .	833-2888
Sushi Blues . . . . .	664-8061
Vivace . . . . .	787-7747
Woody's Sports Tavern & Grille . . . . .	833-3000

**NATIONAL HOCKEY LEAGUE****EXECUTIVE OFFICES****New York**

1185 Avenue of the Americas  
New York, NY 10036  
212/789-2000; *Fax:* 212/789-2020  
*PR Fax:* 212/789-2080

**NHL – Toronto (NHL)**

50 Bay Street, 11th Floor  
Toronto, Ontario, M5J 2X8  
416/359-7900; *Fax:* 416/981-2779  
*PR Fax:* 416/981-2769

**NHL – Montreal**

1800 McGill College Avenue, Ste 2600  
Montreal, Quebec, H3A 3J6  
514/841-9220; *Fax:* 514/841-1070

**NHL COMMUNICATIONS STAFF**

GARY MEAGHER, Executive Vice President, Communications (Toronto)

O: 416-359-7960, M: 416-729-4700, gmeagher@nhl.com

FRANK BROWN, Group Vice President, Communications (Commissioner's office requests)

O: 212-789-2042, M: 347-853-4390, fbrown@nhl.com

JAMEY HORAN, Group Vice President, Event Communications & Player Development

O: 212-789-2785, M: 646-652-9981, jhoran@nhl.com

JOHN DELLAPINA, Group Vice President, Communications

O: 212-789-2115, M: 917-363-7988, jdellapina@nhl.com

BENNY ERCOLANI, Statistician & Information Officer (Toronto)

O: 416-359-7963, M: 416-729-5666, bercolani@nhl.com

GREG INGLIS, Senior Director, News Services

O: 212-789-2065, M: 347-853-2461, ginglis@nhl.com

SCHUYLER BAEHMAN, Director, Event Communications & Player Development

O: 212-789-2097, M: 908-917-0456, sbaehman@nhl.com

NIRVA MILORD, Director, Communications

O: 212-789-2123, M: 917-715-6187, nmilord@nhl.com

JENNIFER MOAD, Director, Communications (Toronto)

O: 416-359-7961, M: 416-527-2852, jmoad@nhl.com

JULIE YOUNG, Director, Communications (Toronto)

O: 416-359-7964, M: 416-605-3550, jyoung@nhl.com

DAVID KEON, Senior Manager, Communications (Toronto)

O: 416-359-7962, M: 416-729-5665, dkeon@nhl.com

TREVOR BJERGSO, Manager, Communications (Toronto)

O: 416-359-7965, M: 416-540-5306, tbjergso@nhl.com

BRENDON CROSSMAN, Manager, Communications (Toronto)

O: 416-359-7978, bcrossman@nhl.com

JASMINE GHAFOR, Manager, Communications (Toronto)

O: 416-359-7968, M: 647-808-4876, jghafour@nhl.com

JOSH BERNSTEIN, Coordinator, Communications

O: 212-789-2609, jbpr@nhl.com

\*Carolina Hurricanes media relations department alumnus

NICOLE BUCKLEY, Coordinator, Event Communications & Player Development

O: 212-789-2066, nicbuckley@nhl.com

JEFF DAY, Coordinator, Event Communications & Player Development

O: 212-789-2108, jday@nhl.com

GINA MORRA, Assistant, Event Communications & Player Development

O: 212-789-2690, gmorra@nhl.com

## ORDER OF SELECTION FOR 2016 DRAFT

The NHL Draft Lottery is a weighted lottery system to determine the order of selection for the first 14 picks of the NHL Draft.

The 14 teams that do not qualify for the 2015-16 Stanley Cup Playoffs, or clubs that acquire those clubs' 2016 first-round draft picks, participate in the drawing.

All 14 clubs have a chance at winning the right to the first overall selection. The odds of winning the lottery are determined by the teams' 2015-16 regular-season point totals.

Beginning in 2016, the Draft Lottery will be utilized to assign the top three drafting slots in the NHL Draft, an expansion over previous years when the Draft Lottery was used to determine the winner of the first overall selection only. Three draws will be held: the 1st Lottery draw will determine the Club selecting first overall, the 2nd Lottery draw will determine the Club selecting second overall and the 3rd Lottery draw will determine the club selecting third overall.

In the first round of the 2016 NHL Draft, the order of selection is as follows:

- a) The first 14 selections, as determined by the NHL Draft Lottery (see above);
- b) Clubs eliminated in the first two rounds of the 2016 Stanley Cup Playoffs, regular-season division winners excluded, in inverse order of points;
- c) Regular-season division winning clubs eliminated in the first two rounds of the 2016 Stanley Cup Playoffs, in inverse order of points;
- d) Clubs eliminated in the 2016 Conference Finals, in inverse order of points;
- e) Stanley Cup Finalist
- f) Stanley Cup Champion

In the second and subsequent rounds the order of selection is as follows:

- a) Non-playoff clubs in inverse order of points;
- b) Clubs eliminated in the first two rounds of the 2016 Stanley Cup Playoffs, regular-season division winners excluded, in inverse order of points;
- c) Regular-season division winning clubs eliminated in the first two rounds of the 2016 Stanley Cup Playoffs, in inverse order of points;
- d) Clubs eliminated in the 2016 Conference Finals, in inverse order of points;
- e) Stanley Cup Finalist
- f) Stanley Cup Champion

## ENTRY LEVEL PLAYERS

1. Players 18 through 21 years of age when signing their first contract must remain in the entry level system for a period of three years; players age 22 and 23 when signing their first contract are in the entry level system for two years; while those age 24 when signing their first contract are in the entry level system for one year. Players age 25 and older will not be subject to the entry level system and have no limits on their compensation. Age is defined as the player's age on September 15 of the calendar year in which he signs the contract, regardless of his actual age on the date he signs such contract.
2. In the event that a signed 18- or 19-year-old player does not play a minimum of 10 NHL games (regular season and/or playoffs) in his first season under contract, the term of his player contract and his number of years in the entry level system will be extended for a period of one year. The exception to this is a 19-year-old player who turns 20 years of age between September 16 and December 31 in his first contract year.
3. In the event that a player signs his first contract at age 18 and has had his Player Contract extended for one season already, and such player does not play at least 10 NHL games (regular season and/or playoffs) in the second season under that player's Player Contract, then the term of his Player Contract and his number of years in the Entry Level System shall be extended for one additional year.

## INJURED RESERVE LIST

A Club may place a Player on the Injured Reserve List only if such Player is reasonably expected to be injured, ill or disabled and unable to perform his duties as a hockey Player for a minimum of seven (7) days from the onset of such injury, illness or disability.

- Players on the Injured Reserve List may attend team meetings, travel with the Club (at the Club's option) and participate in practice sessions with other Players on the Club's Active Roster.
- Players on Injured Reserve are prohibited from appearing in NHL Games, participating in pre-game warm-ups with their Clubs, or dressing in game uniforms on NHL Game days.
- Players on Injured Reserve and Injured Non-Roster shall have access to the Club's primary training and medical facilities during regular business hours provided, however, that the Club may restrict such Players' access during periods when Players on the Club's Active Roster are expected to be present at such primary training and medical facilities (e.g., pre-game skates, practices, games, medical and physical treatments for other Players) and within a reasonable period of time before and after such time periods.
- A Player who finishes an NHL Season on the Injured Reserve List and continues to be disabled and unable to perform his duties as a hockey Player by reason of the same injury at the time he reports to the Club's Training Camp in the next League Year, will again be eligible to be placed on the Club's Injured Reserve List. For any other Player who fails the Club's initial physical examination in any League Year, or is injured, ill or disabled while not on the Club's Active Roster, he shall not be eligible for, and may not be placed on, Injured Reserve, but instead shall be eligible to be, and may be designated as, Injured Non-Roster.
- Once a Player is placed on the Injured Reserve List, the Club may replace said Player on its NHL Active Roster with another Player, and during such period of his designation as an Injured Reserve Player he will not count against the Club's Active Roster limit, provided, however, that the Injured Reserve Player's Player Salary and Bonuses and his replacement's Player Salary and Bonuses are each included in calculating a Club's Actual Club Salary and Averaged Club Salary, and the Players' Share of the Team Payroll Range System.

## REGULAR SEASON WAIVERS

For purposes of Regular Waivers, the five (5) year exemption for an 18 year old skater and the four (4) year exemption for a 19-year-old skater shall both be reduced to three (3) years commencing the first season that the 18- or 19-year-old skater plays in eleven (11) NHL Games or more. The next two (2) seasons, regardless of whether the skater plays any NHL Games in either season, shall count as the second and third years toward satisfying the exemption.

For purposes of Regular Waivers, the six (6) year exemption for an 18 year old goalie and the five (5) year exemption for a 19 year old goalie shall both be reduced to four (4) years commencing the first season that the 18 or 19 year old goalie plays in eleven (11) NHL Games or more. The next three (3) seasons, regardless of whether the goalie plays any NHL Games in any of those three (3) seasons, shall count as the next three (3) years toward satisfying the exemption.

The first season in which a Player who is age 20 or older plays in one (1) or more Professional Games shall constitute the first year for calculating the number of years he is exempt from Regular Waivers.

A Player 25 years old or older who plays in one (1) or more Professional Games in any season shall be exempt from Regular Waivers for the remainder of that season.

For Players age 20 or older, Professional Games include NHL Games, all minor league regular season and playoff games and any other professional games, including but not limited to, play in European leagues when Player is on Loan to such club, and while Player is party to an SPC.

## TIE-BREAKING PROCEDURES

If two or more clubs are tied in points during the regular season, the standing of the clubs is determined in the following order:

1. The fewer number of games played (i.e., superior points percentage).
2. The greater number of games won, excluding games won in a Shootout. This figure is reflected in the ROW column in the League standings.
3. The greater number of points earned in games between the tied clubs. If two clubs are tied, and have not played an equal number of home games against each other, points earned in the first game played in the city that had the extra game shall not be included. If more than two clubs are tied, the higher percentage of available points earned in games among those clubs, and not including any "odd" games, shall be used to determine the standing.

## NHL KEY DATES

### SEPTEMBER

- 10 Rookie camps open
- 17 Training camps open
- 20 Preseason schedule begins
- 21 NHL Alumni Awards Gala Dinner
- 29 NHL Board of Governors Meeting (New York, NY)

### OCTOBER

- 6 Opening day playing rosters set (5:00 p.m. ET)
- 7 Opening night: 2015-16 NHL Regular Season begins
- 7 2015 Molson Canadian NHL Face-Off™:
- 9 Islanders play first NHL game at Barclays Center (Brooklyn, NY)
- 19 – Nov. 13 Hockey Fights Cancer Awareness campaign

### NOVEMBER

- 6 Hockey Hall of Fame Game: Red Wings at Maple Leafs
- 9 Hockey Hall of Fame induction ceremony (Toronto, Ont.)  
Inductees: Sergei Fedorov, Phil Housley, Nicklas Lidstrom, Chris Pronger, Angela Ruggiero (Player category); Bill Hay, Peter Karmanos Jr. (Builder category);  
Media honorees: Bob McKenzie, Nick Nickson.
- 10 NHL General Managers' Meeting (Toronto, Ont.)
- 26 NHL Founders Day (1917)
- 27 2015 Discover NHL Thanksgiving Showdown™: Rangers at Bruins

### DECEMBER

- 1 Signing deadline for Group 2 free agents (5:00 p.m. ET)
- 7-8 NHL Board of Governors Meeting (Pebble Beach, CA)
- 17 U.S. Hockey Hall of Fame induction (Inductees: Ron DeGregorio, Chris Drury, Angela Ruggiero, Mathieu Schneider) & Celebration of Lester Patrick (Recipients: Bob Crocker, Jeremy Jacobs) (Boston, MA).
- 19-27 Holiday roster freeze in effect: For all players on an NHL active roster, injured reserve, or with non-roster and injured non-roster status as of midnight (local time) Dec. 19, a roster freeze shall apply through midnight (local time) Dec. 27, with respect to waivers, trades and loans, subject to the exceptions provided for in CBA Article 16.5 (d).
- 23-25 Holiday break (no scheduled practices – dressing rooms closed)
- 26 – Jan. 5 IIHF World Junior Championship (Helsinki, Finland)

### JANUARY

- 1 2016 Bridgestone NHL Winter Classic®:  
Canadiens vs. Bruins (Gillette Stadium, Foxborough, MA)
- 12 USHL/NHL Top Prospects Game (Omaha, NE)
- 18 NHL Central Scouting Mid-Season Rankings release
- 28 CHL/NHL Top Prospects Game (Pacific Coliseum, Vancouver, BC)
- 28 – Feb. 1 NHL All-Star Break (no games played)
- 28-31 No scheduled practices – dressing rooms closed
- 30 NHL All-Star Skills Competition™ (Nashville, TN)
- 31 2016 NHL All-Star Game (Nashville, TN)
- 31 – Feb. 1 AHL All-Star Classic (Syracuse, NY)

- 4. The greater differential between goals for and against for the entire regular season. (A victory in a Shootout counts as one goal for, while a shootout loss counts as one goal against).

## 23-MAN ROSTER

There shall be a maximum of twenty-three (23) Players on each Club's Active Roster at any one time, provided, however, that, on the date of each season's Trade Deadline, a Club's Active Roster may be increased to any number of Players the Club, in its discretion, so determines, subject to the Team Payroll Range System.

### FEBRUARY

- 1 Hockey is for Everyone Month begins
- 2 NHL Regular Season resumes
- 5-6 ECHL Hockey Heritage Weekend (host: Kalamazoo, MI)
- 6 16th Annual Scotiabank Hockey Day in Canada (Kamloops, BC)
- 21 2016 Coors Light NHL Stadium Series™:  
Blackhawks vs. Wild (TCF Bank Stadium, Minneapolis, MN)
- 19-21 9th Annual Hockey Weekend Across America presented by CCM
- 27 2016 Coors Light NHL Stadium Series™:  
Red Wings vs. Avalanche (Coors Field, Denver, CO)
- 29 Trade deadline (3:00 p.m. ET)

### MARCH

- 1 Deadline for each national association to announce at least 16 members of its 2016 World Cup of Hockey roster
- 14-16 NHL General Managers' Meeting (Boca Raton, FL)

### APRIL

- 9 Last day of regular season (all teams in action)
- 11 NHL Central Scouting Final Rankings release
- 13 Stanley Cup Playoffs begin
- 14-24 IIHF Under-18 World Championship (Grand Forks, ND)
- 29 – May 15 IIHF World Championship (Moscow and St. Petersburg, Russia)
- TBA NHL Draft Lottery

### MAY

- 19-29 CHL Memorial Cup (Red Deer, Alberta)
- 29 – June 4 NHL Scouting Combine (Buffalo, NY)

### JUNE

- 1 Deadline for each national association to announce balance of its team's roster for 2016 World Cup of Hockey
- 18 Last possible day for 2016 Stanley Cup Final
- TBA Deadline for first club-elected salary arbitration (later of June 15 or 48 hours after the conclusion of the Stanley Cup Final, 5:00 p.m.)
- TBA NHL Awards
- 24-25 NHL Draft (First Niagara Center, Buffalo, NY)

### JULY

- 1 Free agency begins (12:00 p.m. ET)
- 5 Deadline for player-elected salary arbitration (5:00 p.m. ET)
- 6 Deadline for club-elected salary arbitration (5:00 p.m. ET)
- 20 – Aug. 4 Salary arbitration hearings held

### AUGUST

- 6 Deadline for salary arbitration decisions to be rendered

**Abduction:** Movement of a joint away from the center of the body.

**AC Joint (Acromioclavicular joint):** Joint of the shoulder where acromion process of the shoulder blade and the distal end of the collarbone meet; most shoulder separations occur at this point.

**Adduction:** Movement of a joint toward the center of the body.

**Adhesion:** Abnormal adherence of collagen fibers to surrounding structures during immobilization following trauma or as a complication of surgery which restricts normal elasticity of the structures involved; or scar tissue which forms after trauma or surgery which can restrict normal motion.

**Aerobic:** Exercise in which energy needed is supplied by oxygen inspired and is required for sustained periods of vigorous exercise with a continually high pulse rate.

**Anabolic Steroids:** Steroids that promote tissue growth by creating protein in an attempt to enhance muscle growth. The main anabolic steroid is testosterone (male sex hormone).

**Anaerobic:** Exercise without the use of oxygen as an energy source; short bursts of vigorous exercise.

**Anterior Cruciate Ligament (ACL):** A primary stabilizing ligament within the center of the knee joint that prevents hyperextension and excessive rotation of the joint. A complete tear of the ACL necessitating reconstruction could require up to 12 months of rehabilitation.

**Anti Inflammatory:** Any agent which prevents inflammation, such as aspirin or ibuprofen.

**Arteriogram:** A film demonstrating arteries after injection of a dye.

**Arthrogram:** X ray technique for joints using air and/or dye injected into the affected area; useful in diagnosing meniscus tears of the knee and rotator cuff tears of the shoulder.

**Arthroscope:** An instrument used to visualize the interior of a joint cavity.

**Arthroscopy:** A surgical examination of the internal structures of a joint by means of observation through an arthroscope. An arthroscopic procedure can be used to remove or repair damaged tissue or as a diagnostic procedure in order to inspect the extent of any damage or confirm a diagnosis.

**Atrophy:** To shrivel or shrink from disuse; as in muscular atrophy.

**Baker's Cyst:** Localized swelling of a bursa sac in the back of the knee as a result of fluid that has escaped from the knee capsule. A Baker's cyst indicates that there is a trauma inside the knee joint that leads to excessive fluid production.

**Bone Scan:** An imaging procedure in which a radioactive labeled substance is injected into the body to determine the status of a bone injury. If the radioactive substance is taken up by the bone at the injury site, the injury will show as a 'hot spot' on the scan image. The bone scan is particularly useful in the diagnosis of stress fractures.

**Bursa:** A fluid filled sac located in areas where friction is likely to occur. The bursa sac minimizes the friction, for example, between a tendon and bone.

**Cartilage:** Smooth, slippery substance preventing two ends of bones from rubbing together and grating. Most joints use this to cover bones next to each other. A meniscus is made of cartilage.

**CAT Scan (Computerized Tomography):** Use of a computer to produce a cross-sectional view of the anatomical part being investigated from x ray data.

**Chondromalacia:** Roughening of the articular cartilage. Best known for the roughening of the underside of the kneecap, which can occur in any kneecap injury.

**Clavicle:** Collarbone; the bone connecting the breastbone with the shoulder blade.

**Closed Reduction:** Re-alignment of a fracture or dislocation without surgery.

**Coccyx:** The 'tailbone,' a group of four vertebrae that are fused together to form a small triangular bone, located at the terminal end of the spine.

**Concussion:** Jarring injury of the brain resulting in dysfunction. It can be graded as mild, moderate or severe, depending on loss of consciousness, amnesia and loss of equilibrium.

**Contusion:** An injury to a muscle and tissues caused by a blow from a blunt object.

**Corticosteroids:** Used to suppress joint inflammation and inflammation in a bursa or near tendons.

**Cryotherapy:** A treatment with the use of cold.

**Cyst:** Abnormal sac containing liquid or semi solid matter.

**Degenerative Joint Disease:** Changes in the joint surfaces as a result of repetitive trauma and 'wear and tear'.

**Deltoid Ligament:** Ligament that connects the tibia to bones of the medial aspect of the foot and is primarily responsible for stability of the ankle on the medial side. Is sprained less frequently than other ankle ligaments.

**Deltoid Muscle:** Muscles at the top of the arm, just below the shoulder, responsible for shoulder motions in the front, side and back.

**Disc, Intervertebral:** A flat, rounded plate between each vertebrae of the spine. The disc consists of a thick fiber ring which surrounds a soft gel like interior. It functions as a cushion and shock absorber for the spinal column.

**Dislocation:** Complete displacement of joint surfaces.

**Electromyogram (EMG):** Test to determine nerve function.

**Epicondylitis:** Inflammation of tendons at the elbow due to overuse. Common in tennis players (outer part of elbow) and golfers (inner part of elbow).

**Etiology:** Study of the cause of injury and disease.

**Extension:** Action of straightening of a joint as achieved by an extensor muscle.

**Fascia:** A connective tissue sheath consisting of fibrous tissue and fat which unites the skin to the underlying tissue.

**Fat Percentage:** The amount of body weight that is adipose, fat tissue. Fat percentage can be calculated by underwater weighing, measuring select skinfold thickness or by analyzing electrical impedance.

**Femur:** Thighbone; longest bone in the body.

**Fibula:** Smaller of the two bones in the lower leg; runs from the knee to the ankle along the outside of the lower leg.

**Flexibility:** The ability of muscle to relax and yield to stretch forces.

**Fracture:** Breach in continuity of a bone. Types of fractures include simple, compound, comminuted, greenstick, incomplete, impacted, longitudinal, oblique, open, stress or transverse.

**Glenohumeral:** The shoulder girdle; consists of the glenoid capsule, head of the humerus and labrum.

**Glenoid:** Cavity of the scapula into which the head of the humerus fits to form the shoulder girdle.

**Glenoid Labrum:** A rim of fibrocartilaginous tissue attached around the margin of the glenoid fossa.

**Grade One Injury:** A mild injury in which ligament, tendon or other musculoskeletal tissue may have been stretched, but not torn or otherwise disrupted.

**Grade Two Injury:** A moderate injury in which musculoskeletal tissue has been partially, but not totally torn, causing appreciable limitation in function of the injured tissue.

**Grade Three Injury:** A severe injury in which tissue loss has been significant, and in many cases, totally torn or otherwise disrupted, causing a virtual loss of function.

**Groin:** Junction of the thigh and abdomen, location of muscles that rotate, flex and adduct the hip.

**Hammer Toe:** Condition when the first digit of a toe is at a different angle than the remaining digits of the same toe.

**Hamstring:** Category of muscle that runs from the buttocks to the knee along the back of the thigh. It functions to flex the knee and is often times injured as a result of improper conditioning or lack of muscle flexibility.

**Hemarthrosis:** Accumulation of blood within a joint as a result of an acute injury.

**Hematoma:** Mass produced by an accumulation of coagulated blood in a cavity or in soft tissues.

**High Ankle Sprain:** Disruption of thick connective tissue between the tibia and fibula above the ankle joint.

**Hip Pointer:** Contusion to the iliac crest.

**Hydrotherapy:** Treatment using water.

**Hyperextension:** Extreme extension of a limb or body part.

**Ice and Stimulation:** Use of ice to reduce inflammation and muscle stimulation by surface electrodes to maintain muscle strength used in rehabilitation of injury.

**Iliotibial Band:** A thick, wide fascial layer that runs from the iliac crest to the knee joint on the outside of the thigh.

**Inflammation:** The body's natural response to injury in which the injury site might display various degrees of pain, swelling, heat, redness and/or loss of function.

**Isometric Contraction:** Muscular contraction in which tension is developed but no mechanical work is done.

**Labrum (Labrum Glenoidule):** The cartilage of the glenoid cavity in the shoulder. A lip edged or lip like structure.

**Lateral Collateral Ligament (LCL):** Ligament of the knee along the outer aspect that connects the femur to the fibula. It provides lateral stability to the joint.

**Ligament:** Band of fibrous tissue that connects bone to bone or bone to cartilage and supports and strengthens joints.

**Magnetic Resonance Imaging (MRI):** Imaging procedure in which a radio frequency pulse causes certain electrical elements of the injured tissue to react to this pulse and through this process a computer display and permanent film establish a visual image. MRI does not require radiation and is very useful in the diagnosis of soft tissue, disc and meniscus injuries.

**Mandible:** Jaw bone.

**Medial Collateral Ligament (MCL):** Ligament of knee along the inner aspect that connects the femur to the tibia.

**Meniscus:** Crescent-shaped cartilage, usually pertaining to the knee joint; also known as cartilage. There are two menisci in the knee: medial and lateral. These work to absorb weight within the knee and provide stability.

**Metacarpals:** Five long bones of the hand, joining the fingers to the wrist.

**Metatarsals:** Five long bones of the foot, running from the ankle to the toes.

**Myositis:** Inflammation of a muscle.

**Open Reduction:** Re-alignment of a fracture or dislocation with surgery.

**Orthotic:** Any device applied to or around the body of physical impairment of disability. Commonly used to control foot mechanics.

**Osteochondritis Dessicans:** A piece of bone and/or cartilage loosened from its attachment after trauma and a cause of a lesion.

**Osteomyelitis:** An inflammatory disease of bone caused usually by infection with streptococcus or staphylococcus bacteria.

**Patella:** The kneecap. The patella functions to protect the distal end of the femur as well as increase the mechanical advantage and force generating capacities of the quadriceps muscle group.

**Plantar Fasciitis:** Inflammation of the plantar (a thick tissue on the bottom of the foot which helps create the arch) fascia; associated with overuse or acute foot injury.

**Posterior Cruciate Ligament (PCL):** A primary stabilizing ligament of the knee that provides significant stability and prevents displacement of the tibia backward within the knee joint. A complete tear of this ligament necessitating reconstruction could require up to 12 months of rehabilitation.

**Quadricep Muscles:** A group of four muscles of the front thigh that run from the hip and form a common tendon at the patella; they are responsible for knee extension.

**Radius:** Bone in the forearm from elbow to the thumb side of the wrist.

**Reconstruction:** Surgical rebuilding of a joint using natural, artificial or transplanted materials.

**Rotator Cuff:** Comprised of four muscles in the shoulder area that can be irritated by overuse. The muscles are the supraspinatus (most commonly injured), infraspinatus, teres minor and subscapularis.

**Sacroiliac:** Junction of the sacrum, the lower back bone, with the pelvis.

**Sacrum:** Group of five fused vertebrae located just below the lumbar vertebrae of the lower back, which form part of the pelvis.

**Scapula:** Shoulder blade.

**Sciatica:** Irritation of the sciatic nerve resulting in pain or tingling running down the inside of the leg.

**Sciatic Nerve:** Major nerve that carries impulses for muscular action and sensations between the low back and thigh and lower leg; it is the longest nerve in the body.

**Shin Splint:** A catch all syndrome describing pain in the shin that is not a fracture or tumor and cannot be defined otherwise.

**Spleen:** Large, solid organ responsible for the normal production and destruction of blood cells located under the left rib cage.

**Spondylosis:** Abnormal vertebral fixation or immobility, or a general term for arthritis of the spine.

**Sprain:** Injury resulting from the stretching or twisting of the joint and causes various degrees of stretching or tearing of a ligament or other soft tissue at the joint.

**Strain:** Injury resulting from a pulling or torsion to the muscle or tendon that causes various degrees of stretching or tearing to the muscle or tendon tissue.

**Stress Fracture:** A hair line type of break in a bone. Caused by overuse.

**Subluxation:** Partial dislocation of a joint. The term usually implies that the joint can return to a normal position without formal reduction.

**Synovial Fluid:** Lubricating fluid for joints and tendons, produced in synovium, or the inner lining of a joint.

**Synovitis:** Inflammation of the synovial lining of a joint.

**Talus:** The ankle bone that articulates with the tibia and fibula to form the ankle joint.

**Tarsals:** Group of seven bones of the foot consisting of the calcaneus, talus, cuboid and three cuneiform bones.

**Tendinitis:** Inflammation of the tendon and/or tendon sheath, caused by chronic overuse or sudden injury.

**Tendon:** Tissue that connects muscle to bone.

**Tenosynovitis:** Swelling or inflammation of a tendon sheath caused by calcium deposits, repeated strain or trauma.

**Tibia:** Shin bone; larger of the two bones of the lower leg and is the weight bearing bone of the shin.

**Transcutaneous Electrical Nerve Stimulator (TENS):** An electrical modality that sends a mild current through pads at the injury site which stimulates the brain to release the natural analgesic endorphin.

**Transverse Process:** Small lateral projection off the right and left side of each vertebrae that functions as an attachment site for muscles and ligaments of the spine.

**Triceps:** Muscle of the back of the upper arm, primarily responsible for extending the elbow.

**Ulna:** Inner bone of the forearm that runs from the tip of the elbow to the little finger side of the wrist.

**Ulnar Nerve:** Nerve in the elbow commonly irritated from excessive throwing.

**Ultrasound:** An electrical modality that transmits a sound wave through an applicator into the skin to the soft tissue in order to heat the local area for relaxing the injured tissue and/or disperse edema... Also a type of imaging study for certain body areas.

**"Wind Knocked Out":** Syndrome describing a contraction of the abdominal nerve trunk, the solar plexus, as a result of an abdominal contusion.



# HOW TO FIGURE

**\*\* NOTE:** No individual skater/goaltender statistics apply for the shootout

<b>ASSIST:</b>	An assist is awarded to the player or players (maximum of two) who touched the puck prior to the goal, provided no defender plays or possesses the puck in between.
<b>GAME PLAYED:</b>	A player receives credit for playing in a game if: i) he steps on the ice during time played or; ii) serves any penalty.
<b>GAME-WINNING GOAL:</b>	After the final score has been determined, the goal which leaves the winning Club one goal ahead of its opponent is the game-winning goal (example: if Team A beats Team B 8-3, the player scoring the fourth goal for Team A receives credit for the game-winning goal).
<b>GOAL:</b>	A goal is awarded to the last player on the scoring Club to touch the puck prior to the puck entering the net.
<b>GOALS-AGAINST AVERAGE:</b>	Multiply goals allowed (GA) by 60 and divide by minutes played (MINS).
<b>GOALTENDER:</b>	A goaltender receives a "W" for a win in regulation, overtime or shootout; an "L" for a loss in regulation; or an "OT" for a loss in overtime or shootout.
<b>PENALTY-KILLING PCT.:</b>	Subtract total number of power-play goals allowed from total number of shorthanded situations to get total number of power-plays killed. Divide the total number of power-plays killed by the total number of shorthanded situations.
<b>PLUS-MINUS:</b>	A player receives a "plus" if he is on the ice when his Club scores an even-strength or shorthand goal. He receives a "minus" if he is on the ice for an even-strength or shorthand goal scored by the opposing Club. The difference in these numbers is considered the player's plus-minus statistic.
<b>POWER-PLAY GOAL:</b>	<p>A goal scored by a Club while it has a manpower advantage due to an opponent's penalty. Following are some examples of what is and is not considered a power-play goal:</p> <ul style="list-style-type: none"><li>• if a Club has an advantage on a minor penalty starting at 2:02 of the period and it scores at 4:02, the goal is not a power-play goal.</li><li>• if a Club scores on a delayed penalty, the goal is not a power-play goal.</li><li>• if a Club has an advantage due to a five-minute major or match penalty, that Club is always credited with having one more advantage than the number of power-play goals it scores during that advantage, because the penalty does not expire. A new advantage begins after each power-play goal. For example, if Team A scores three goals during a major penalty, it is credited with four advantages.</li><li>• if a Club is on a power-play for any length of time, it is considered to have had an advantage.</li><li>• if a minor penalty is incurred by a Club on a power-play due to a major penalty, a new advantage is given to that Club when its minor penalty expires, provided the opponent's major penalty is still in effect.</li></ul>
<b>POWER-PLAY PERCENTAGE:</b>	Total number of power-play goals divided by total number of power-play opportunities.
<b>SAVE PERCENTAGE:</b>	Subtract goals allowed (GA) from shots against (SA) to determine saves. Then divide saves by shots-against.
<b>SHOOTING PERCENTAGE:</b>	Divide the number of goals scored by the number of shots taken.
<b>SHORTHANDED GOAL:</b>	A goal scored by a Club while it is at a manpower disadvantage. The same cases apply for shorthand as for power-play goals, but in the opposite manner.
<b>SHOT ON GOAL:</b>	If a player shoots the puck with the intention of scoring and if that shot would have gone in the net had the goaltender not stopped it, the shot is recorded as a "shot on goal".
<b>SHUTOUT:</b>	If two goaltenders combine for a shutout, neither receives credit for the shutout. Instead it is recorded as a Club shutout.
<b>TENTHS OF A SECOND:</b>	If a penalty or goal occurs in the last minute, the time is rounded off to the previous second (ex: if a penalty is called with 12.4 seconds left in a period, the time is indicated as 19:47 and not 19:48.)
<b>COACHES RECORD:</b>	A coach receives a "W" for a win in regulation, overtime or shootout; an "L" for a loss in regulation; or an "OT" for a loss in overtime or shootout.

# 15-16 CAROLINA HURRICANES SEASON SCHEDULE



## SEPTEMBER P PRESEASON

SUN	MON	TUE	WED	THU	FRI	SAT
20	WSH 7:00 P 21	PIT 7:00 P 22	23	24	25	NYI 5:00 P 26
OTT 3:30 P 27	28	29	WSH 7:00 P 30			

## OCTOBER ☆ OPENING NIGHT

SUN	MON	TUE	WED	THU	FRI	SAT
				1	PIT 7:00 P 2	3
4	5	6	7	NSH 8:00 8	9	DET 7:00 10
11	12	FLA 7:00 13	14	15	DET 7:30 16	WSH 7:00 17
18	19	20	COL 10:00 21	22	LA 10:30 23	SJ 10:30 24
25	26	DET 7:30 27	28	NYI 7:00 29	COL 7:00 30	31

## NOVEMBER

SUN	MON	TUE	WED	THU	FRI	SAT
TB 5:00 1	2	3	4	5	DAL 7:00 6	OTT 7:00 7
8	9	NYR 7:00 10	11	MIN 7:00 12	13	PHI 7:00 14
15	ANA 7:00 16	17	18	19	TOR 7:00 20	21
LA 1:00 22	PHI 7:00 23	24	EDM 7:00 25	26	BUF 7:00 27	28
29	NYR 7:00 30					

## DECEMBER

SUN	MON	TUE	WED	THU	FRI	SAT
		1	2	NJ 7:00 3	4	MTL 7:00 5
ARI 5:00 6	7	DAL 8:30 8	9	10	ANA 10:00 11	ARI 9:00 12
13	14	PHI 7:00 15	16	17	FLA 7:00 18	PIT 7:00 19
20	WSH 7:00 21	22	23	24	25	NJ 7:00 26
CHI 7:00 27	28	NJ 7:00 29	30	WSH 6:00 31		

## JANUARY

SUN	MON	TUE	WED	THU	FRI	SAT
					1	NSH 7:00 2
JAN. 30 & 31: NHL All-Star Weekend						
3	EDM 9:00 4	5	VAN 10:00 6	7	CBJ 7:00 8	CBJ 7:00 9
10	11	PIT 7:00 12	13	STL 8:00 14	VAN 7:00 15	16
PIT 3:00 17	18	19	20	TOR 7:30 21	NYR 7:00 22	23
CGY 6:00 24	25	CHI 7:30 26	27	28	29	30

## FEBRUARY

SUN	MON	TUE	WED	THU	FRI	SAT
	1	2	CGY 9:30 3	4	WPG 8:00 5	6
MTL 2:30 7	8	9	10	11	PIT 7:00 12	NYI 7:00 13
14	15	WPG 7:00 16	17	OTT 7:30 18	SJ 7:00 19	20
TB 7:00 21	22	PHI 7:00 23	24	TOR 7:30 25	BOS 7:00 26	27
STL 3:00 28	29					

## MARCH

SUN	MON	TUE	WED	THU	FRI	SAT
		NJ 7:00 1	2	3	4	TB 7:00 5
6	7	OTT 7:00 8	9	BOS 7:00 10	11	BUF 1:00 12
13	14	WSH 7:00 15	16	PIT 7:00 17	18	MIN 2:00 19
20	21	BUF 7:00 22	23	CBJ 7:00 24	25	NYI 7:00 26
NJ 5:00 27	28	NYI 7:00 29	30	NYR 7:00 31		

## APRIL

SUN	MON	TUE	WED	THU	FRI	SAT
					1	CBJ 7:00 2
3	4	BOS 7:00 5	6	MTL 7:00 7	8	FLA 7:00 9

HOME AWAY Third Jersey @NHLCanes

South Plaza Party

All 2015-16 Games can be heard on the Hurricanes Radio Network & its flagship station, 99.9 FM The Fan ESPN Radio.

For a full broadcast schedule, visit [CarolinaHurricanes.com/Broadcast](http://CarolinaHurricanes.com/Broadcast)





[CAROLINAHURRICANES.COM](http://CAROLINAHURRICANES.COM)