



2 0 1 5 - 2 0 1 6

CHICAGO BLACKHAWKS

M E D I A G U I D E

PRESENTED BY

 CME Group



CREDITS

Editors..... Meghan Bower, Brandon Faber, Emerald Gao, Adam Kempenaar, Kevin Orris, Adam Rogowin and John Sandberg
 Creative Director (Design, Layout and Production) Emerald Gao
 Editorial Assistance..... Will Chukerman
 Photography Bill Smith, Rudi Ayasse, Chase Agnello-Dean and Getty Images
 Printing..... Coordinated by Mike Dillon at The Graphic Arts Studio, Inc.

© 2015 Chicago Blackhawks

The information contained in this publication was compiled by the Chicago Blackhawks and is provided as a courtesy to our media and fans and may be used only for personal and editorial purposes. Any commercial use of this information without the prior written consent of the Chicago Blackhawks is prohibited.

TABLE OF CONTENTS



Credits.....	1
Table of Contents.....	2-3
Staff Directory.....	4-5

2015 STANLEY CUP

2015 Stanley Cup Engraving.....	8
Photo Collage.....	9-11
First Round.....	12-13
Second Round.....	14-15
Western Conference Final.....	16-17
Stanley Cup Final.....	18-19
Schedule and Results/Player Stats.....	20
Statistical Breakdown.....	21
League Playoff Stats.....	22
Stanley Cup Playoffs Notes.....	23

LEADERSHIP

W. Rockwell Wirtz.....	26
John F. McDonough.....	27
Jay Blunk.....	28
Stan Bowman.....	29
Al MacIsaac.....	30
Chris Werner.....	30
Norm Maciver.....	31
T.J. Skattum.....	31
Senior Directors.....	32
Directors.....	33
Hockey Operations.....	34-35
Business Operations.....	36-38
Joel Quenneville.....	39
Kevin Dineen.....	40
Mike Kitchen.....	40
Jimmy Waite.....	41
Paul Goodman.....	41
Matt Meacham.....	42
Kevin Delaney.....	42
Development Coaches.....	43

Mike Gapski.....	44
Pawel Prylinski.....	44
Jeff Thomas.....	44
Medical Staff.....	45
Troy Parchman.....	46
Jim Heintzelman.....	46
Jeff Uyeno.....	46
D.J. Kogut.....	46
Ted Dent.....	47
Mark Osiecki.....	47
Rockford Support Staff.....	48

PLAYERS

Artem Anisimov.....	50-51
Bryan Bickell.....	52-53
Corey Crawford.....	54-55
Trevor Daley.....	56-57
Marko Dano.....	58-59
Scott Darling.....	60-61
Andrew Desjardins.....	62-63
Ryan Garbutt.....	64-65
Niklas Hjalmarsson.....	66-67
Marian Hossa.....	68-71
Patrick Kane.....	72-75
Duncan Keith.....	76-79
Marcus Kruger.....	80-81
Artemi Panarin.....	82-83
Michal Rozsival.....	84-85
David Rundblad.....	86-87
Brent Seabrook.....	88-91
Andrew Shaw.....	92-93
Teuvo Teravainen.....	94-95
Viktor Tikhonov.....	96-97
Jonathan Toews.....	98-101
Trevor van Riemsdyk.....	102-103
Kyle Baum.....	104
Phillip Danault.....	105
Ryan Hartman.....	106

Mark McNeill.....	107
Jeremy Morin.....	108
Corey Topp.....	109
In the System.....	110-117
Prospects.....	117-127
2015 Draft Selections.....	128-129
All-Time Draft Selections.....	130-135
2015-16 Player Index.....	136-139
How the Blackhawks Were Built.....	140

2014-15 SEASON REVIEW

Schedule and Results.....	142-143
Final Team Scoring.....	144
Home/Road Scoring.....	145
Game-by-Game Summaries.....	146-156
Regular-Season Notes.....	157
Statistical Breakdown.....	158
Team Transactions.....	159
Team Highs and Lows.....	160-161
Individual Highs.....	162
Individual Milestones.....	163
The Last Time.....	164

OPPONENTS

Anaheim Ducks.....	166-167
Arizona Coyotes.....	168-169
Boston Bruins.....	170-171
Buffalo Sabres.....	172-173
Calgary Flames.....	174-175
Carolina Hurricanes.....	176-177
Colorado Avalanche.....	178-179
Columbus Blue Jackets.....	180-181
Dallas Stars.....	182-183
Detroit Red Wings.....	184-185
Edmonton Oilers.....	186-187
Florida Panthers.....	188-189
Los Angeles Kings.....	190-191

Minnesota Wild.....	192-193
Montreal Canadiens.....	194-195
Nashville Predators.....	196-197
New Jersey Devils.....	198-199
New York Islanders.....	200-201
New York Rangers.....	202-203
Ottawa Senators.....	204-205
Philadelphia Flyers.....	206-207
Pittsburgh Penguins.....	208-209
San Jose Sharks.....	210-211
St. Louis Blues.....	212-213
Tampa Bay Lightning.....	214-215
Toronto Maple Leafs.....	216-217
Vancouver Canucks.....	218-219
Washington Capitals.....	220-221
Winnipeg Jets.....	222-223

TRADITION

Stan Mikita.....	226
Bobby Hull.....	227
Glenn Hall.....	228
Tony Esposito.....	229
Denis Savard.....	230
Pierre Plante.....	231
Keith Magnuson.....	232
Through the Years.....	233
Trophy Winners.....	234-242
1934 Stanley Cup Champions.....	243
1938 Stanley Cup Champions.....	244
1961 Stanley Cup Champions.....	245
2010 Stanley Cup Champions.....	246
2013 Stanley Cup Champions.....	247
2015 Stanley Cup Champions.....	248
Hockey Hall of Fame Inductees.....	249
U.S. Hockey Hall of Fame Inductees.....	250
NHL All-Star Teams.....	251
All-Star Games in Chicago.....	252
Chicago Stadium.....	253

TABLE OF CONTENTS

RECORDS

Franchise Leaders.....	256-259
Scoring Leaders.....	260-261
Single-Season Leaders.....	262-263
All-Time Hat Trick Leaders.....	264
All-Time Hat Tricks.....	265-267
Shutouts For and Against.....	268
Shutouts and Scoreless Ties.....	269
All-Time Shutouts.....	270-273
Penalty Shots For and Against.....	274-276
All-Time Shootouts.....	277-279
Double-Figure Goal Games.....	280
Individual Records.....	281-285
Team Records.....	286-291
Season Openers.....	292

PLAYOFFS

Stanley Cup Playoffs Record.....	294
Results vs. Opponent.....	295-297
Year-by-Year Results.....	298-303
Career Playoff Leaders.....	304-305
Overtime Goals.....	306
Goaltenders Year-by-Year.....	307-308
All-Time Goaltender Statistics.....	309
Shutouts and Penalty Shots.....	310
Playoff Summary and Stats.....	311
Individual Records.....	312-313
Team Records.....	314-317
Coaching Ledger.....	318
Playoff Moments.....	319-322

HISTORY

Season-by-Season Record.....	324-325
All-Time Home and Road.....	326-327
Coaching Ledger.....	328
Record vs. Defunct Clubs.....	329
Dates to Remember.....	330-340
1926-27 Chicago Blackhawks.....	341

1927-28.....	342
1928-29.....	343
1929-30.....	344
1930-31.....	345
1931-32.....	346
1932-33.....	347
1933-34.....	348
1934-35.....	349
1935-36.....	350
1936-37.....	351
1937-38.....	352
1938-39.....	353
1939-40.....	354
1940-41.....	355
1941-42.....	356
1942-43.....	357
1943-44.....	358
1944-45.....	359
1945-46.....	360
1946-47.....	361
1947-48.....	362
1948-49.....	363
1949-50.....	364
1950-51.....	365
1951-52.....	366
1952-53.....	367
1953-54.....	368
1954-55.....	369
1955-56.....	370
1956-57.....	371
1957-58.....	372
1958-59.....	373
1959-60.....	374
1960-61.....	375
1961-62.....	376
1962-63.....	377
1963-64.....	378
1964-65.....	379
1965-66.....	380

1966-67.....	381
1967-68.....	382
1968-69.....	383
1969-70.....	384
1970-71.....	385
1971-72.....	386
1972-73.....	387
1973-74.....	388
1974-75.....	389
1975-76.....	390
1976-77.....	391
1977-78.....	392
1978-79.....	393
1979-80.....	394
1980-81.....	395
1981-82.....	396
1982-83.....	397
1983-84.....	398
1984-85.....	399
1985-86.....	400
1986-87.....	401
1987-88.....	402
1988-89.....	403
1989-90.....	404
1990-91.....	405
1991-92.....	406
1992-93.....	407
1993-94.....	408
1994-95.....	409
1995-96.....	410
1996-97.....	411
1997-98.....	412
1998-99.....	413
1999-2000.....	414
2000-01.....	415
2001-02.....	416
2002-03.....	417
2003-04.....	418

2005-06.....	419
2006-07.....	420
2007-08.....	421
2008-09.....	422
2009-10.....	423
2010-11.....	424
2011-12.....	425
2012-13.....	426
2013-14.....	427
All-Time Roster.....	428-440
All-Time Goalie Register.....	441-442

MINORS

Rockford Directory.....	444
2014-15 Regular-Season Stats.....	445
2015-16 Schedule.....	446
Indy Directory.....	447
2015-16 Schedule.....	448

NHL

2014-15 Standings.....	450
Postseason Awards.....	451
2015-16 Critical Dates.....	452
On-Ice Officials.....	453
NHL Directory.....	454
NHL Club Directory.....	455-457
League Alignment/Playoff Format.....	458

MEDIA INFORMATION

Media Information.....	460-461
Media Relations Staff.....	462-463
Team Broadcasters.....	464-466
Traveling Media.....	467
Blackhawks Convention.....	468
2015 Training Camp.....	469
United Center.....	470
Training Facility.....	471
chicagoblackhawks.com.....	472



STAFF DIRECTORY

OWNERSHIP AND EXECUTIVES

W. Rockwell "Rocky" Wirtz	Chairman
John F. McDonough	President & CEO
Jay Blunk	Executive Vice President
Stan Bowman	Vice President/General Manager
Al MacIsaac	Vice President, Hockey Operations
Chris Werner	Vice President, Ticketing and Customer Relations
T.J. Skattum	Vice President, Finance
Norm Maciver	Assistant General Manager

HOCKEY OPERATIONS AND SCOUTING

Scotty Bowman	Senior Advisor, Hockey Operations
Mark Kelley	Senior Director, Amateur Scouting
Pierre Gauthier	Director, Player Personnel
Ryan Stewart	Director, Pro Scouting
Barry Smith	Director, Player Development
Mark Bernard.....Dir., Hockey Administration/GM, Minor League Affiliations	
Ron Anderson.....	Director, Player Recruitment
Bruce Franklin	Chief Amateur Scout
Tony Ommen.....	Senior Director, Team Services
Ian Gentile	Manager, Player Development
Kyle Davidson.....	Coordinator, Hockey Administration
Rick Comley	Player Recruitment
Mike Doneghey	Amateur Scout
Rob Facca	Amateur Scout
Darrell May	Amateur Scout
Jim McKellar	Amateur Scout
Peter Nevin	Amateur Scout
Alexandre Rouleau	Amateur Scout
Mats Hallin	Director, European Scouting
Niklas Blomgren.....	Head European Amateur Scout
Karel Pavlik	European Amateur Scout
Peter Sundstrom.....	European Pro Scout
Matt Bardsley	Pro Scout
Derek Booth	Pro Scout
Wade Brookbank	Pro Scout
Alex Brooks	Pro Scout
David Cowan	Pro Scout
Gord Donnelly	Pro Scout
Michael Grier	Pro Scout
Richard Kromm	Pro Scout
Don Lever	Pro Scout
Mike MacPherson	Pro Scout
Michael Mottau	Pro Scout
Allan Power	Pro Scout
Eduard Zankavets	Pro Scout
Hudson Chodos	Scouting Coordinator
Brian Higgins.....	Team Security
Andrew Contis	Hockey Analytics/Video Analyst

COACHING

Joel Quenneville.....	Head Coach
Kevin Dineen	Assistant Coach
Mike Kitchen	Assistant Coach
Jimmy Waite	Goaltending Coach
Matt Meacham	Video Coach
Paul Goodman	Strength and Conditioning Coach
Kevin Delaney	Skating and Skills Development
Peter Aubry	Developmental Goaltending Coach
Mark Eaton.....	Development Coach
Yanic Perreault	Development Coach
Derek Plante	Development Coach
Anders Sorensen.....	Development Coach
Ted Dent	Head Coach, Rockford (AHL)
Mark Osiecki	Associate Coach, Rockford (AHL)
Adam Gill	Video Coach, Rockford (AHL)

TRAINING AND EQUIPMENT

Mike Gapski	Head Athletic Trainer
Troy Parchman	Equipment Manager
Pawel Prylinski	Massage Therapist
Jeff Thomas	Assistant Athletic Trainer
Jim Heintzelman	Assistant Equipment Manager
D.J. Kogut	Equipment Assistant
Jeff Uyeno	Equipment Assistant
D.J. Jones	Head Athletic Trainer, Rockford (AHL)
Shane Lawson	Strength and Conditioning Coach, Rockford (AHL)
Russ Holden.....	Head Equipment Manager, Rockford (AHL)
Brian Schmidt.....	Assistant Equipment Manager, Rockford (AHL)

MEDICAL

Michael A. Terry, M.D.	Head Team Physician, Orthopaedics
Bradley Merk, M.D.	Team Physician, Orthopaedics
Angelo Costas, M.D.	Team Physician, Internal Medicine
Ari Levy, M.D.	Team Physician, Internal Medicine
George Chiampas, D.O.	Team Physician, Emergency Medicine
Russ Baer, D.D.S.	Team Dentist
Martin Marcus, D.D.S.	Team Dentist
Michael Marcus, D.D.S.	Team Dentist
James F. Gary, L.C.P.C.	Mental Skills Coach
University Eye Specialists	Eye Care
Julie Burns, M.S., R.D., C.C.N.	Nutritionist
Brian Allen, D.C.	Chiropractor
Stuart Yoss, D.C.	Chiropractor

COMMUNICATIONS, PUBLIC REL. AND COMMUNITY REL.

Brandon Faber	Senior Dir., Communications and Community Relations
Adam Rogovin	Senior Director, Public Relations
Ashley Hinton.....	Manager, Community Relations
Chase Agnello-Dean	Manager, Photography
Meghan Bower	Coordinator, Public Relations
Kevin Orris	Coordinator, Media Relations
Will Chukerman	Intern, Media Relations

CORPORATE SPONSORSHIPS

Steve Waight	Senior Executive Director, Corporate Sponsorships
Sara Bailey	Director, Corporate Sponsorships
Kelly Smith	Senior Manager, Client Services
Kayla Kindred	Senior Coordinator, Corporate Sponsorships
Ryan Gallante	Senior Account Executive, Corporate Sponsorships
Sean Keefer	Senior Account Executive, Corporate Sponsorships
Greg Zinsmeister	Senior Account Executive, Corporate Sponsorships
Anthony Stefani	Assistant, Corporate Sponsorships
Brian Szubrych	Associate, Client Services
Austin Hunt	Intern, Corporate Sponsorships

FINANCE

Michael Dorsch	Senior Manager, Accounting
Patricia Walsh	Payroll Manager
Andrew LeFevour	Finance Analyst

HUMAN RESOURCES AND EXECUTIVE ADMINISTRATION

Marie Sutura	Senior Executive Director, Human Resources
Kyleen Howe	Manager, Human Resources
Jillian Smith	Coordinator, Special Projects/Sr. Executive Management
Lauren Peterson	Executive Assistant to the VP/GM and Hockey Ops.
Leanne Mayville	Coordinator, Human Resources & Office Administration
Molly Connelly	Executive Assistant to the Executive Vice President
Lauren Bozzi	Receptionist

MARKETING AND YOUTH HOCKEY

Pete Hassen	Senior Executive Director, Marketing
Annie Camins	Director, Youth Hockey
Laura Clawson	Director, Merchandising
A.J. Dolan	Manager, In-Game Presentation and Entertainment
Elizabeth Queen	Manager, Charitable Partnerships
Brian Howe	Manager, Events Marketing
Brian Dahm	Manager, Marketing
Jamal Mayers	Community Liaison
Joe Doyle	Mascot Coordinator
Spencer Montgomery	Coordinator, Youth Hockey
Anna Warner	Assistant, Charitable Partnerships
Amber Hughes	Assistant, Marketing
Paul Unruh	Assistant, Events Marketing
Laura Jordan	Intern, Marketing and Youth Hockey
Ryan Curtin	Intern, Marketing

NEW MEDIA AND CREATIVE SERVICES

Adam Kempenaar	Senior Director, New Media and Creative Services
John Sandberg	Creative Director
Sean Grady	Graphic Designer
Bob Verdi	Team Historian
Emerald Gao	Coordinator, New Media and Creative Services
Leah Hendrickson	Coordinator, Social Media
Eric Lear	Reporter, New Media
Leah Pascarella	Intern, New Media
Tessa Hursh	Intern, Photography and New Media
Missy Wilson	Intern, Creative Services

TICKET OPERATIONS AND CUSTOMER RELATIONS

James K. Bare	Executive Director, Ticket Operations
Dan Rozenblat	Senior Director, Ticket Sales and Service
Julie Lovins	Director, Service and Retention
Steve Dilenardi	Director, Group Sales
Nick Zombolas	Manager, Group Sales
Allison Ferrara	Coordinator, Ticket Operations
Andrew Roan	Senior Account Executive, Ticket Sales
Jake Tuton	Account Executive, Ticket Sales
Matt Brooks	Account Executive, Youth Hockey
T.R. Johnson	Manager, Customer Service
Kathie Raimondi	Senior Customer Service Executive
Shilpa Rupani	Senior Customer Service Executive
Neil Desmond	Customer Service Executive
Lindsay Dresser	Customer Service Executive
Rebecca Goldstein	Customer Service Executive
Kevin LeClair	Customer Service Executive
Shannon Pyrz	Customer Service Executive

BROADCASTERS

Pat Foley	Television Play-by-Play
Eddie Olczyk	Television Color Analyst
John Wiedeman	Radio Play-by-Play
Troy Murray	Radio Color Analyst
Steve Konroyd	Television Studio Host
Judd Sirott	Radio Studio Host

ADDITIONAL STAFF AND INFORMATION

Jim Cornelison	National Anthem Singer
Gene Honda	Public Address Announcer
Frank Pellico	Organist
Bill Smith	Team Photographer
Rudi Ayasse	Assistant Photographer
Harvey Wittenberg	Press Box Announcer/Web Contributor
United Center	Executive Offices/Home Ice
19,717	Seating Capacity
South Side of United Center	Location of Press Box
200 Feet by 85 Feet	Dimensions of Rink
Red, White and Black	Club Colors
WGN Radio AM-720	Radio Station
Comcast SportsNet Chicago/WGN-TV	Television Stations
Banner Collective	Video Production

UNITED




SM

Blackhawks .friendly

© 2015 United Airlines. All rights reserved.



*Proud to be the Official Airline
of the Chicago Blackhawks.
fly the friendly skies*



CHICAGO BLACKHAWKS

2015 STANLEY CUP









ROUND 1: NASHVILLE PREDATORS

WESTERN CONFERENCE FIRST ROUND GAME SUMMARIES

GAME 1: BLACKHAWKS 4, Predators 3 (2OT) – Bridgestone Arena (04/15/15)

The Blackhawks overcame a 3-0 deficit en route to a 4-3 double-overtime victory over Nashville in the first game of the Stanley Cup Playoffs. **DUNCAN KEITH** (1G, 1A) potted the game-winning goal at 7:49 of the second overtime. Colin Wilson (2G) and Viktor Stalberg each scored for the Predators before **SCOTT DARLING** entered the game for Chicago in relief of **COREY CRAWFORD** and stopped all 42 shots he faced in 67:44 of action. **NIKLAS HJALMARSSON**, **PATRICK SHARP** and **JONATHAN TOEWS** (1G, 2A) each scored second-period goals for Chicago. Crawford stopped nine of 12 shots on goal, while Pekka Rinne turned aside 38 of 42 for Nashville. The Blackhawks went 2-for-6 (6 shots; 8:16) on the power play; the Predators were 1-for-6 (11 shots; 10:07) with the man advantage.

GAME 2: Predators 6, BLACKHAWKS 2 – Bridgestone Arena (04/17/15)

The Blackhawks fell 6-2 to the Predators, who evened the series at one game apiece. **PATRICK KANE** and **PATRICK SHARP** each scored for Chicago, while Craig Smith (2G), Colin Wilson, Filip Forsberg, Mike Santorelli and Roman Josi notched goals for Nashville. **COREY CRAWFORD** allowed five goals on 30 shots, and Pekka Rinne turned aside 24 of 26 for Nashville. Chicago went 0-for-3 (2 shots; 6:00) on the power play; the Predators were 1-for-4 (5 shots; 5:20) with the man advantage.

GAME 3: BLACKHAWKS 4, Predators 2 – United Center (04/19/15)

The Blackhawks recaptured the series lead with a 4-2 victory over the Predators in Game 3 at the United Center. **JONATHAN TOEWS** (1G, 1A) and **MARIAN HOSSA** (2A) recorded multi-point outings for Chicago; **ANDREW DESJARDINS**, **BRANDON SAAD** and **BRENT SEABROOK** each scored. Mike Ribeiro and Mattias Ekholm notched goals for Nashville. **SCOTT DARLING** made 35 saves in his first career postseason start and notched the franchise's longest shutout streak to begin a playoff career. Pekka Rinne turned aside 26 of 30 shots on goal. Both teams finished 0-for-2 (CH: 0 shots; 2:43; NSH: 3 shots; 4:00) on the power play.

GAME 4: BLACKHAWKS 3, Predators (3OT) – United Center (04/21/15)

The Blackhawks defeated the Predators 3-2 on **BRENT SEABROOK**'s third career postseason overtime goal just 1:00 into triple overtime. **ANTOINETTE VERMETTE** scored his first goal as a Blackhawk in regulation, and **BRANDON SAAD** added a tally; Colin Wilson and James Neal netted goals for Nashville. **SCOTT DARLING** made a career-high 50 saves to post his third career postseason win. Pekka Rinne stopped 45 of 48 shots on goal for Nashville. The Blackhawks finished 1-for-3 (2 shots; 2:42) with the man advantage; the Predators went 0-for-4 (2 shots; 5:33) on the power play.

GAME 5: Predators 5, BLACKHAWKS 2 – Bridgestone Arena (04/23/15)

Chicago dropped a 5-2 result to Nashville in Game 5. **BRAD RICHARDS** (1G, 1A) and **KRIS VERSTEEG** each potted goals for the Blackhawks. Filip Forsberg recorded a hat trick for the Predators; Colin Wilson and James Neal also added goals. **SCOTT DARLING** allowed four goals on 28 shots on goal. Pekka Rinne saved 28 of 30 shots on goal for Nashville. Chicago went 0-for-2 on the power play (6 shots; 4:00), and Nashville finished 2-for-4 (4 shots; 6:26) with the man advantage.

GAME 6: BLACKHAWKS 4, Predators 3 – United Center (04/25/15)

The Blackhawks overcame deficits of 2-0 and 3-1 with three unanswered goals in a 4-3 victory over Nashville to clinch a berth in the Western Conference Second Round. **DUNCAN KEITH** (1G, 2A) notched the game- and series-winner with 3:48 left in regulation; **JONATHAN TOEWS** (1G, 1A), **PATRICK KANE** (1G, 1A) and **PATRICK SHARP** also scored for Chicago. James Neal (2G) and Matt Cullen notched goals for Nashville. **COREY CRAWFORD** stopped all 13 shots he faced in relief of **SCOTT DARLING**, who saved nine of 12 shots in the first period; the Blackhawks became the first team in NHL history to have two goaltenders record a relief win in the same series. Pekka Rinne stopped 28 of 32 shots for the Predators. The Blackhawks finished 1-for-2 on the power play (1 shot; 2:05), and the Predators went 1-for-3 (4 shots; 5:17) with the man advantage.

Series Recap: BLACKHAWKS 4, Predators 2

The Blackhawks defeated the Predators 4-2 in the First Round of the 2015 Stanley Cup Playoffs, marking their second win in two playoff series against Nashville (2010 Western Conference Quarterfinals). **JONATHAN TOEWS** (3G, 5A) paced Chicago with eight points in the series, followed by **DUNCAN KEITH** (2G, 5A) and **PATRICK KANE** (2G, 5A). **SCOTT DARLING** posted a 3-1 record with a .936 save percentage and 2.21 goals-against average; **COREY CRAWFORD** went 1-1 with a .850 SV% and 4.19 GAA. The Blackhawks finished 3-for-19 on the power play (15.8%) and 14-for-22 on the penalty kill (72.7%).

2015 CUP

LEADERSHIP

PLAYERS

2014-15

OPPONENTS

TRADITION

RECORDS

PLAYOFFS

HISTORY

MINORS

NHL

MEDIA

WESTERN CONFERENCE FIRST ROUND

CHICAGO BLACKHAWKS VS. NASHVILLE PREDATORS

Record: 3-0 at United Center, 1-2 at Nashville

DATE	TEAM	SCORING BY PERIOD					SHOTS BY PERIOD					PP	PIM	GWG	GOALIE (SAVES-SHOOTS)	ATTN.
		1	2	3	OT	F	1	2	3	OT	TOT					
04/15*	CHI	0	3	0	1	4	6	11	10	15	42	2-6 (33.3)	6-12	D. Keith (20T)	Crawford (9-12), Darling (42-42)	17,225
	NSH	3	0	0	0	3	12	4	15	23	54	1-6 (16.7)	6-12		Rinne (38-42)	
04/17	CHI	1	1	0	-	2	6	14	6	-	26	0-3 (0.0)	7-22	C. Smith	Crawford (29-35)	17,208
	NSH	2	1	3	-	6	16	7	12	-	35	1-4 (25.0)	4-10		Rinne (24-26)	
04/19	NSH	1	1	0	-	2	11	17	9	-	37	0-2 (0.0)	3-6	B. Saad	Rinne (26-30)	22,020
	CHI	1	3	0	-	4	14	10	6	-	30	0-2 (0.0)	3-6		Darling (35-37)	
04/21*	NSH	1	1	0	0	2	13	14	5	20	52	1-3 (33.3)	5-10	B. Seabrook (30T)	Rinne (45-48)	22,014
	CHI	1	0	1	1	3	11	7	12	18	48	0-4 (0.0)	4-8		Darling (50-52)	
04/23	CHI	1	0	1	-	2	13	7	10	-	30	0-2 (0.0)	7-22	C. Wilson	Darling (24-28)	17,238
	NSH	1	0	4	-	5	10	11	8	-	29	2-4 (50.0)	5-18		Rinne (28-30)	
04/25	NSH	3	0	0	-	3	14	7	4	-	25	1-3 (33.3)	3-6	D. Keith	Rinne (28-32)	22,171
	CHI	3	0	1	-	4	11	12	9	-	32	1-2 (50.0)	3-6		Darling (9-12), Crawford (13-15)	
TOTALS		SCORING BY PERIOD					SHOTS BY PERIOD					PP	PIM	GOALIE (SAVES-SHOOTS)		
	TEAM	1	2	3	OT	TOT	1	2	3	OT	TOT	PP	PIM			
	NSH	11	3	7	0	21	76	60	53	43	232	6-22 (27.3)	26-64	Rinne (189-208)		
	CHI	7	7	3	2	19	61	61	53	33	208	3-19 (15.8)	30-76	Crawford (51-60), Darling (160-171)		

* OT shots column includes all applicable overtime periods.

2015 WESTERN CONFERENCE FIRST ROUND STATS

BLACKHAWKS	GP	G	A	PTS	+/-	PIM	PREDATORS	GP	G	A	PTS	+/-	PIM		
Jonathan Toews	6	3	5	8	2	2	Filip Forsberg	6	4	2	6	1	4		
Patrick Kane	6	2	5	7	3	0	Colin Wilson	6	5	0	5	-1	0		
Duncan Keith	6	2	5	7	3	0	James Neal	6	4	1	5	0	8		
Patrick Sharp	6	3	2	5	0	0	Craig Smith	6	2	3	5	2	0		
Marian Hossa	6	0	5	5	0	8	Mike Ribeiro	6	1	4	5	2	4		
Brent Seabrook	6	2	2	4	3	2	Seth Jones	6	0	4	4	-6	6		
Brad Richards	6	1	2	3	3	4	Viktor Stalberg	6	1	2	3	1	0		
Brandon Saad	6	2	0	2	0	0	Ryan Ellis	6	0	3	3	4	2		
Niklas Hjalmarsson	6	1	1	2	0	4	Matt Cullen	6	1	1	2	-1	4		
Bryan Bickell	6	0	2	2	2	8	Calle Jankrok	6	0	2	2	-2	0		
Andrew Shaw	6	0	2	2	-3	32	Cody Franson	5	0	2	2	1	0		
Kris Versteeg	6	1	0	1	1	4	Mattias Ekholm	6	1	0	1	4	2		
Antoine Vermette	4	1	0	1	2	2	Roman Josi	6	1	0	1	-5	0		
Andrew Desjardins	4	1	0	1	-1	0	Mike Santorelli	4	1	0	1	2	0		
Michal Rozsival	6	0	1	1	-2	2	Mike Fisher	3	0	1	1	1	0		
Johnny Oduya	6	0	1	1	-4	0	Shea Weber	2	0	1	1	0	2		
Teuvo Teravainen	2	0	1	1	-1	0	Paul Gaustad	6	0	0	0	-1	22		
Kimmo Timonen	6	0	0	0	2	8	Taylor Beck	5	0	0	0	-2	2		
Marcus Kruger	6	0	0	0	-4	0	Gabriel Bourque	5	0	0	0	-3	2		
Joakim Nordstrom	2	0	0	0	-2	0	Victor Bartley	4	0	0	0	0	2		
							Anton Volchenkov	1	0	0	0	0	2		
							Kevin Fiala	1	0	0	0	-1	0		
GOALTENDER	GP	MIN	GA	SA	SV	AVG	RECORD	GOALTENDER	GP	MIN	GA	SA	SV	AVG	RECORD
Scott Darling	5	298	11	171	160	2.22	3-1	Pekka Rinne	6	425	19	208	189	2.68	2-4
Corey Crawford	3	129	9	60	51	4.19	1-1								

ROUND 2: MINNESOTA WILD

WESTERN CONFERENCE SECOND ROUND GAME SUMMARIES

GAME 1: BLACKHAWKS 4, Wild 3 – United Center (05/01/15)

The Blackhawks defeated the Wild 4-3 in Game 1 of the Second Round of the Stanley Cup Playoffs at the United Center. **BRANDON SAAD**, **MARCUS KRUGER** and **PATRICK KANE** scored first-period goals to give Chicago a 3-0 lead, before Jason Zucker, Mikael Granlund and Zach Parise evened the score in the middle frame. **TEUVO TERAVAINEN** potted the game-winner with less than a minute remaining in the second period with his first career playoff goal. **COREY CRAWFORD** turned aside 30 of 33 shots, and Devan Dubnyk stopped 31 of 35 for the Wild. The Blackhawks finished 0-for-1 (0 shots; 2:00) on the power play; Minnesota went 1-for-3 (5 shots; 4:03) on the man advantage.

GAME 2: BLACKHAWKS 4, Wild 1 – United Center (05/03/15)

Chicago secured a 2-0 series lead with a 4-1 win over Minnesota in Game 2 at the United Center. **PATRICK KANE** (2G) and **PATRICK SHARP** (1G, 1A) each recorded multi-point games for the Blackhawks; **JONATHAN TOEWS** also added a goal. Matt Dumba scored the Wild's lone tally. **COREY CRAWFORD** stopped 30 of 31 shots, and Devan Dubnyk made 27 saves on 30 shots for Minnesota. Chicago went 0-for-2 on the power play (2 shots; 4:00), and Minnesota went 1-for-2 (2 shots; 3:22) with the man advantage.

GAME 3: BLACKHAWKS 1, Wild 0 – Xcel Energy Center (05/05/15)

The Blackhawks shut out the Wild 1-0 in Game 3 at Xcel Energy Center. **PATRICK KANE** notched Chicago's lone goal on the power play at 14:06 of the first period. **COREY CRAWFORD** recorded his fourth career playoff shutout, stopping all 40 shots on goal. Devan Dubnyk saved 21 of 22 shots for the Wild. The Blackhawks went 1-for-1 (1 shot; 0:57) on the power play; the Wild were scoreless on three chances (3 shots; 6:00) with the man advantage.

GAME 4: BLACKHAWKS 4, Wild 3 – Xcel Energy Center (05/07/15)

Chicago completed the sweep over Minnesota with a 4-3 win over the Wild in Game 4 of the Second Round. **BRENT SEABROOK** and **ANDREW SHAW** gave the Blackhawks an early two-goal lead before Erik Haula countered with a tally. **PATRICK KANE** (1G, 1A) and **MARIAN HOSSA** then scored to give Chicago a 4-1 lead prior to Jason Pominville and Nino Niederreiter's markers in the final 3 minutes of regulation. **BRYAN BICKELL** and **JONATHAN TOEWS** each collected two assists. **COREY CRAWFORD** made 34 saves on 37 shots for Chicago, while Devan Dubnyk stopped 21 of 24 for the Wild. The Blackhawks were 1-for-2 (4 shots; 2:56) on the power play; the Wild finished 1-for-3 (5 shots; 3:55) with the man advantage.

Series Recap: BLACKHAWKS 4, Wild 0

With their 4-0 series win over the Minnesota Wild, the Blackhawks recorded their ninth all-time sweep in a best-of-seven series and first since the 2010 Western Conference Final vs. SJS. Chicago did not trail at any point in a playoff series for the first time since 1992. The Blackhawks eliminated the Wild from the playoffs for the third consecutive year, also doing so in the 2013 Conference Quarterfinals and 2014 Second Round. **PATRICK KANE** paced Chicago with 6 points (5G, 1A), including at least one goal in each game, against the Wild, followed by **PATRICK SHARP** (1G, 3A). **COREY CRAWFORD** posted a .947 save percentage and 1.75 goals-against average. Chicago went 2-for-6 (33.3%) on the power play and 8-for-11 (72.7%) on the penalty kill.

2015 CUP
LEADERSHIP
PLAYERS
2014-15
OPPONENTS
TRADITION
RECORDS
PLAYOFFS
HISTORY
MINORS
NHL
MEDIA

WESTERN CONFERENCE SECOND ROUND

CHICAGO BLACKHAWKS VS. MINNESOTA WILD

Record: 2-0 at United Center, 2-0 at Minnesota

DATE	TEAM	SCORING BY PERIOD					SHOTS BY PERIOD					PP	PIM	GWG	GOALIE (SAVES-SHOTS)	ATTN.
		1	2	3	OT	F	1	2	3	OT	TOT					
05/01	MIN	0	3	0	-	3	13	12	8	-	33	1-3 (33.3)	1-2		Dubnyk (31-35)	
	CHI	3	1	0	-	4	8	12	15	-	35	0-1 (0.0)	3-6	T. Teravainen	Crawford (30-35)	21,851
05/03	MIN	0	0	1	-	1	6	10	15	-	31	1-2 (50.0)	2-4		Dubnyk (27-30)	
	CHI	0	2	2	-	4	9	12	10	-	31	0-2 (0.0)	2-4	P. Kane	Crawford (30-31)	21,934
05/05	CHI	1	0	0	-	1	9	9	4	-	22	1-1 (100.0)	3-6	P. Kane	Crawford (30-30)	
	MIN	0	0	0	-	0	8	12	10	-	30	0-3 (0.0)	1-2		Dubnyk (21-22)	19,349
05/07	CHI	1	1	2	-	4	8	10	7	-	25	1-2 (50.0)	3-6	M. Hossa	Crawford (34-37)	
	MIN	0	1	2	-	3	8	18	11	-	37	1-3 (33.3)	2-4		Dubnyk (21-24)	19,163
TOTALS																
	TEAM	1	2	3	OT	TOT	1	2	3	OT	TOT	PP	PIM		GOALIE (SAVES-SHOTS)	
	MIN	0	4	3	-	7	35	52	44	-	131	3-11 (27.3)	6-12		Dubnyk (100-111)	
	CHI	5	4	4	-	13	34	43	36	-	113	2-6 (33.3)	11-22		Crawford (124-131)	

2015 WESTERN CONFERENCE SECOND ROUND STATS

BLACKHAWKS	GP	G	A	PTS	+/-	PIM	WILD	GP	G	A	PTS	+/-	PIM		
Patrick Kane	4	5	1	6	5	0	Matt Dumba	4	1	2	3	0	0		
Patrick Sharp	4	1	3	4	3	0	Zach Parise	4	1	2	3	-3	2		
Marian Hossa	4	1	2	3	2	0	Thomas Vanek	4	0	2	2	-5	2		
Jonathan Toews	4	1	2	3	1	2	Ryan Suter	4	0	2	2	-5	0		
Andrew Shaw	4	1	2	3	-2	2	Jason Zucker	4	1	0	1	-1	0		
Duncan Keith	4	0	3	3	7	0	Mikael Granlund	4	1	0	1	-2	0		
Tevu Teravainen	4	1	1	2	2	0	Jason Pominville	4	1	0	1	-3	0		
Niklas Hjalmarsson	4	0	2	2	6	0	Nino Niederreiter	4	1	0	1	-3	2		
Bryan Bickell	4	0	2	2	3	4	Erik Haula	2	1	0	1	1	0		
Brent Seabrook	4	1	0	1	1	0	Matt Cooke	4	0	1	1	1	0		
Marcus Kruger	4	1	0	1	0	0	Jared Spurgeon	4	0	1	1	-3	2		
Brandon Saad	4	1	0	1	-1	0	Mikko Koivu	4	0	1	1	-4	2		
Brad Richards	4	0	1	1	3	2	Marco Scandella	4	0	0	0	-1	0		
Antoine Vermette	4	0	1	1	3	2	Kyle Brodziak	4	0	0	0	-1	0		
Johnny Oduya	4	0	1	1	-1	2	Charlie Coyle	4	0	0	0	-2	0		
Kimmo Timonen	4	0	0	0	1	0	Jonas Brodin	4	0	0	0	-2	0		
Andrew Desjardins	4	0	0	0	0	0	Jordan Leopold	3	0	0	0	-1	0		
Michal Rozsival	4	0	0	0	0	4	Jordan Schroeder	2	0	0	0	1	0		
							Chris Stewart	2	0	0	0	-2	0		
							Ryan Carter	1	0	0	0	0	0		
							Justin Fontaine	1	0	0	0	0	0		
							Nate Prosser	1	0	0	0	-1	2		
GOALTENDER	GP	MIN	GA	SA	SV	AVG	RECORD	GOALTENDER	GP	MIN	GA	SA	SV	AVG	RECORD
Corey Crawford	4	240	7	131	124	1.75	4-0	Devan Dubnyk	4	234	11	111	100	2.82	0-4

ROUND 3: ANAHEIM DUCKS

WESTERN CONFERENCE FINAL GAME SUMMARIES

GAME 1: Ducks 4, BLACKHAWKS 1 – Honda Center (05/17/15)

The Blackhawks fell 4-1 to Anaheim in the opening game of the Western Conference Final series. **BRAD RICHARDS** netted Chicago's lone tally, while Hampus Lindholm, Kyle Palmieri, Nate Thompson and Jakob Silfverberg scored for Anaheim. **COREY CRAWFORD** stopped 23 of 26 shots, and Frederik Andersen turned aside 32 of 33 for the Ducks. Chicago went 0-for-3 (5 shots, 6:00) with the man advantage; the Ducks were 0-for-1 (2 shots, 2:00) on the power play.

GAME 2: BLACKHAWKS 3, Ducks 2 (3OT) – Honda Center (05/19/15)

The Blackhawks notched a 3-2 victory over Anaheim to even the series after **MARCUS KRUGER** netted the game-winner at 16:12 of the third overtime period, ending the longest game in franchise history. **ANDREW SHAW** and **MARIAN HOSSA** both tallied power-play goals for Chicago. Andrew Coglian and Corey Perry posted goals for Anaheim. **COREY CRAWFORD** made a career-high 60 saves to record the win. Frederik Andersen allowed three goals on 56 shots for the Ducks. The Blackhawks went 2-for-5 (5 shots, 5:32) on the power play, while the Ducks were 0-for-5 (6 shots, 9:04) with the man advantage.

GAME 3: Ducks 2, BLACKHAWKS 1 – United Center (05/21/15)

The Blackhawks lost at home for the first time in the postseason, dropping a 2-1 decision to the Ducks in Game 3. **PATRICK KANE** tallied for Chicago, while Patrick Maroon and Simon Despres scored for Anaheim. **COREY CRAWFORD** allowed two goals on 27 shots, and Frederik Andersen stopped 27 of 28 for the Ducks. The Blackhawks went 0-for-5 (1 shot, 9:18) with the man advantage, while the Ducks were 1-for-1 (1 shot, 0:27) on the power play.

GAME 4: BLACKHAWKS 5, Ducks 4 (2OT) – United Center (05/23/15)

The Blackhawks recorded a 5-4 double-overtime victory over the Ducks to even the series at 2-2. Per Elias Sports Bureau, Chicago became the first team in league history to win four games requiring at least two overtime periods in a single postseason and were just the second team in NHL history to play in four such games in a single playoff year. **BRANDON SAAD** (1G, 2A) and **JONATHAN TOEWS** (1G, 1A) led the way offensively for the Blackhawks. **ANTOINETTE VERMETTE** netted his second career game-winner at 5:37 of the second overtime period, while **BRENT SEABROOK** and **PATRICK KANE** also tallied goals. Emerson Etem, Ryan Kesler, Matt Beleskey and Corey Perry scored for Anaheim. **COREY CRAWFORD** stopped 47 of 51 shots, and Frederik Andersen turned aside 35 of 40 for the Ducks. The Blackhawks went 1-for-4 (7 shots, 6:16) on the power play. Anaheim went 0-for-2 (6 shots, 4:00) with the man advantage.

GAME 5: Ducks 5, BLACKHAWKS 4 (OT) – Honda Center (05/25/15)

The Blackhawks dropped a 5-4 overtime decision to Anaheim in Game 5. **JONATHAN TOEWS** (2G), **BRENT SEABROOK** (1G, 1A), **TEUVO TERAVAINEN** (1G, 1A) and **PATRICK SHARP** (2A) each posted multi-point outings. Both of Toews' goals came within the final 2 minutes of regulation, marking the fifth time in playoff history that a team tied a game after trailing by two goals in the final two minutes of regulation; Toews became the first player to score both goals in that situation. Cam Fowler, Ryan Kesler, Sami Vatanen, Patrick Maroon and Matt Beleskey (GWG) tallied for the Ducks. **COREY CRAWFORD** allowed five goals on 28 shots, while Frederik Andersen stopped 24 of 28 for Anaheim. Chicago (2 shots, 4:00) and Anaheim (3 shots, 4:00) both went 0-for-2 with the man advantage.

GAME 6: BLACKHAWKS 5, Ducks 2 – United Center (05/27/15)

The Blackhawks forced Game 7 with a 5-2 win over the Ducks at home. **DUNCAN KEITH** equaled a postseason-high with three helpers and became the fourth player in franchise history to tally three assists in one playoff period. **ANDREW SHAW** (2G), **PATRICK KANE** (1G, 1A) and **ANDREW DESJARDINS** (2A) collected multi-point games. Patrick Maroon and Clayton Stoner posted goals for Anaheim. **COREY CRAWFORD** turned aside 30 of 32 shots, and Frederik Andersen allowed four goals on 22 shots for the Ducks. The Blackhawks were 0-for-3 (3 shots, 5:43) on the power play, while the Ducks went 1-for-3 (6 shots, 4:07) with the man advantage.

GAME 7: BLACKHAWKS 5, Ducks 3 – Honda Center (05/30/15)

The Blackhawks advanced to the Stanley Cup Final after recording a 5-3 victory over the Ducks in Game 7. **JONATHAN TOEWS** opened the scoring with two first-period goals, becoming the third player in league history to score two first-period goals for the road team in a Game 7. **BRANDON SAAD** and **MARIAN HOSSA** also tallied for Chicago, while **PATRICK KANE** (3A), **DUNCAN KEITH** (2A) and **BRAD RICHARDS** (2A) registered multi-point outings. Ryan Kesler, Corey Perry and Matt Beleskey scored for the Ducks. **COREY CRAWFORD** stopped 35 of 38 shots, while Frederik Andersen allowed five goals on 26 shots for Anaheim. The Blackhawks were 2-for-4 (5 shots, 3:21) with the man advantage, and Anaheim was 1-for-2 (3 shots, 1:03) on the power play.

Series Recap: BLACKHAWKS 4, Ducks 3

The Blackhawks defeated the Ducks 4-3 to claim the Campbell Bowl as Western Conference champions and reach the Stanley Cup Final for the third time in six seasons. Per Elias, they became the third team in the last 24 years to advance to the Final at least three times in a six-year span. The team that scored first in the series won all seven games. **DUNCAN KEITH** led Chicago with eight points (8A) in the series, followed by **JONATHAN TOEWS** (5G, 2A), **PATRICK KANE** (3G, 4A), **BRAD RICHARDS** (1G, 6A). **COREY CRAWFORD** posted a .920 save percentage and 2.54 goals-against average in the seven-game series. The Blackhawks went 13-for-16 (18.8%) on the penalty kill and netted five goals on 26 power-play opportunities (19.2%). Chicago advanced to face the Tampa Bay Lightning in the Final, marking the first postseason meeting between the two teams in league history.

2015 CUP

LEADERSHIP

PLAYERS

2014-15

OPPONENTS

TRADITION

RECORDS

PLAYOFFS

HISTORY

MINORS

NHL

MEDIA

WESTERN CONFERENCE FINAL

CHICAGO BLACKHAWKS VS. ANAHEIM DUCKS

Record: 2-1 at United Center, 2-2 at Anaheim

DATE	TEAM	SCORING BY PERIOD					SHOTS BY PERIOD				TOT	PP	PIM	GWG	GOALIE (SAVES-SHOTS)	ATTN.
		1	2	3	OT	F	1	2	3	OT						
05/17	CHI	0	1	0	-	1	16	9	8	-	33	0-3 (0.0)	1-2		Crawford (23-26)	
	ANA	1	1	2	-	4	7	8	12	-	27	0-1 (0.0)	3-6	K. Palmieri	Andersen (32-33)	17,291
05/19*	CHI	2	0	0	1	3	12	7	9	28	56	2-5 (40.0)	5-10	M. Kruger (30T)	Crawford (60-62)	
	ANA	1	1	0	0	2	7	19	8	28	62	0-5 (0.0)	5-10		Andersen (53-56)	17,234
05/21	ANA	1	1	0	-	2	8	14	5	-	27	1-1 (100.0)	5-12	S. Despres	Andersen (27-28)	
	CHI	1	0	0	-	1	7	11	10	-	28	0-5 (0.0)	2-4		Crawford (25-27)	22,160
05/23*	ANA	0	1	3	0	4	6	11	13	21	51	0-2 (0.0)	5-10		Andersen (35-40)	
	CHI	1	0	3	1	5	14	6	13	7	40	1-4 (25.0)	3-6	A. Vermette (20T)	Crawford (47-51)	22,404
05/25*	CHI	0	2	2	0	4	3	13	12	0	28	0-2 (0.0)	2-4		Crawford (23-28)	
	ANA	3	0	1	1	5	11	5	8	4	28	0-2 (0.0)	2-4	M. Beleskey (0T)	Andersen (24-28)	17,286
05/27	ANA	0	1	1	-	2	10	9	13	-	32	1-3 (33.3)	3-6		Andersen (18-22)	
	CHI	0	3	2	-	5	6	13	4	-	23	0-3 (0.0)	3-6	P. Kane	Crawford (30-32)	22,089
05/30	CHI	2	2	1	-	5	6	10	10	-	26	2-4 (50.0)	2-4	M. Hossa	Crawford (35-38)	
	ANA	0	1	2	-	3	8	18	12	-	38	1-2 (50.0)	4-8		Andersen (21-26)	17,375
TOTALS		SCORING BY PERIOD					SHOTS BY PERIOD				TOT	PP	PIM		GOALIE (SAVES-SHOTS)	
		TEAM	1	2	3	OT	TOT	1	2	3	OT	TOT				
	ANA		6	6	9	1	22	57	84	71	53	265	3-16 (18.8)	27-56	Andersen (210-233)	
	CHI		6	8	8	2	24	64	69	66	35	234	5-26 (19.2)	18-36	Crawford (243-264)	

* OT shots column includes all applicable overtime periods.

2015 WESTERN CONFERENCE FINAL STATS

BLACKHAWKS	GP	G	A	PTS	+/-	PIM	DUCKS	GP	G	A	PTS	+/-	PIM		
Duncan Keith	7	0	8	8	3	4	Ryan Getzlaf	7	0	8	8	-1	4		
Jonathan Toews	7	5	2	7	2	2	Jakob Silfverberg	7	1	6	7	1	12		
Patrick Kane	7	3	4	7	-2	0	Nate Thompson	7	1	4	5	3	0		
Brad Richards	7	1	6	7	-3	2	Cam Fowler	7	1	4	5	-2	2		
Brandon Saad	7	3	2	5	4	0	Ryan Kesler	7	3	1	4	-1	10		
Marian Hossa	7	3	2	5	3	2	Patrick Maroon	7	3	1	4	-2	4		
Brent Seabrook	7	3	2	5	2	4	Matt Beleskey	7	3	1	4	-2	0		
Andrew Shaw	7	3	1	4	1	0	Andrew Coglian	7	1	3	4	4	0		
Tuovo Teravainen	6	1	2	3	1	0	Hampus Lindholm	7	1	3	4	1	0		
Antoine Vermette	6	1	2	3	0	0	Samu Vatanen	7	1	3	4	0	4		
Patrick Sharp	7	0	3	3	-1	4	Corey Perry	7	3	0	3	-2	8		
Marcus Kruger	7	1	1	2	0	4	Francois Beauchemin	7	0	3	3	1	2		
Johnny Oduya	7	0	2	2	0	2	Kyle Palmieri	7	1	1	2	1	0		
Andrew Desjardins	7	0	2	2	-1	2	Simon Despres	7	1	1	2	-2	2		
Niklas Hjalmarsson	7	0	2	2	-1	4	Clayton Stoner	7	1	0	1	2	4		
Bryan Bickell	7	0	1	1	-2	0	Emerson Etem	5	1	0	1	-1	0		
Kyle Cumiskey	6	0	0	0	-1	0	Jiri Sekac	7	0	0	0	0	2		
Kimmo Timonen	5	0	0	0	-3	0	Rickard Rakell	7	0	0	0	-2	0		
David Rundblad	3	0	0	0	0	0	Tomas Fleischmann	2	0	0	0	0	0		
Kris Versteeg	1	0	0	0	0	0									
Joakim Nordstrom	1	0	0	0	-1	0									
GOALTENDER	GP	MIN	GA	SA	SV	AVG	RECORD	GOALTENDER	GP	MIN	GA	SA	SV	AVG	RECORD
Corey Crawford	7	498	21	264	243	2.53	4-3	Frederik Andersen	7	498	23	233	210	2.77	3-4

ROUND 4: TAMPA BAY LIGHTNING

STANLEY CUP FINAL GAME SUMMARIES

GAME 1: BLACKHAWKS 2, Lightning 1 – Amalie Arena (06/03/15)

The Blackhawks took a 1-0 series lead over the Tampa Bay Lightning in the Stanley Cup Final. Rookie **TEUVO TERAVAINEN** and **ANTOINE VERMETTE** scored in a span of 1:58 to erase a 1-0 deficit; Vermette's goal marked his second game-winner of the postseason. **DUNCAN KEITH** set a playoff career high after tallying an assist to extend his streak (8A) to five games, becoming the first defenseman to notch 17 or more assists in one postseason since 1994. Alex Killorn scored the Lightning's lone goal. **COREY CRAWFORD** stopped 22 of 23 shots, while Ben Bishop turned aside 19 of 21 for Tampa Bay. Chicago went 0-for-3 (2 shots, 6:00) with the man advantage. Tampa Bay was 0-for-2 (2 shots, 4:00) on the power play.

GAME 2: Lightning 4, BLACKHAWKS 3 – Amalie Arena (06/06/15)

The Blackhawks fell 4-3 in Game 2 of the Stanley Cup Final. **ANDREW SHAW**, **TEUVO TERAVAINEN** and **BRENT SEABROOK** tallied for Chicago. Seabrook's goal marked his seventh of the postseason, setting a franchise record for goals by a defenseman in one playoff year. **JONATHAN TOEWS** registered an assist in the contest for his 100th career postseason point, becoming the sixth player in franchise history to reach the milestone. Cedric Paquette, Nikita Kucherov, Tyler Johnson and Jason Garrison scored for Tampa Bay. **COREY CRAWFORD** stopped 20 of 24 for Chicago, and Ben Bishop turned aside 21 of 24 shots for the Bolts, before Andrei Vasilevskiy relieved him in the third period, stopping all five shots he faced to pick up the win. The Blackhawks (4 shots, 4:54) and Lightning (1 shot, 5:32) each went 1-for-3 on the power play.

GAME 3: Lightning 3, BLACKHAWKS 2 – United Center (06/08/15)

The Blackhawks dropped Game 3 at the United Center, marking just their second home loss of the postseason. **BRAD RICHARDS** and **BRANDON SAAD** scored for Chicago, and **MARIAN HOSSA** collected two helpers. Ryan Callahan, Ondrej Palat and Cedric Paquette tallied for the Lightning. **COREY CRAWFORD** turned aside 29 of 32 for Chicago, while Ben Bishop allowed two goals on 38 shots. The Blackhawks went 1-for-2 (2 shots, 3:40) with the man advantage. Tampa Bay was 0-for-2 (3 shots, 2:34) on the power play.

GAME 4: BLACKHAWKS 2, Lightning 1 – United Center (06/10/15)

The Blackhawks recorded a 2-1 victory in Game 4 to even the series at 2-2. **JONATHAN TOEWS** and **BRANDON SAAD** scored for Chicago, while Alex Killorn collected Tampa Bay's only goal; Toews set a postseason career high with 10 goals. **COREY CRAWFORD** allowed one goal on 25 shots, while Andrei Vasilevskiy stopped 17 of 19 shots for Tampa Bay. The Blackhawks went 0-for-3 (2 shots, 5:01) on the power play, while the Lightning went 0-for-4 (6 shots, 6:47) with the man advantage.

GAME 5: BLACKHAWKS 2, Lightning 1 – Amalie Arena (06/13/15)

The Blackhawks posted a 2-1 win in Game 5 to take a 3-2 series lead. Patrick Sharp opened the scoring, and Vermette netted his third game-winner of the postseason to become the sixth player in league history to post two GWG in the Cup Final after joining his team midseason. Teravainen collected an assist to take the rookie postseason scoring lead with 10 points (4G, 6A). Valtteri Filppula scored for Tampa Bay. The game marked the fifth straight one-goal contest to open the Cup Final; only one previous Cup Final featured five consecutive one-goal contests to start the series (the 1951 Final between the Toronto Maple Leafs and Montreal Canadiens). Crawford turned aside 31 of 32 shots faced, while Bishop stopped 27 of 29. The Blackhawks went 0-for-2 (2 shots, 2:09) with the man advantage. Tampa Bay was 0-for-1 (2 shots, 2:00) on the power play.

GAME 6: BLACKHAWKS 2, Lightning 0 – United Center (06/15/15)

The Blackhawks clinched the franchise's sixth Stanley Cup and third in the last six years with a 2-0 shutout victory over Tampa Bay in Game 6 at the United Center, marking the first time Chicago has won on home ice since 1938. **DUNCAN KEITH** and **PATRICK KANE** scored for the Blackhawks. **COREY CRAWFORD** stopped all 25 shots faced to become the first goaltender to notch a shutout in a Cup-clinching game since 2011. Ben Bishop allowed two goals on 32 shots faced for the Bolts. Chicago went 0-for-3 (7 shots, 6:00) on the power play, while Tampa Bay was 0-for-1 (3 shots, 2:00) with the man advantage.

Series Recap: BLACKHAWKS 4, Lightning 2

The Blackhawks defeated the Tampa Bay Lightning 4-2 to claim the franchise's sixth Stanley Cup and third in six years; Chicago is the first team to win three Stanley Cups in a six-year span since Detroit from 1997 to 2002. The Blackhawks and Lightning were tied or separated by one goal for all but the final 5:14 of the series, marking the first Stanley Cup Final in which neither team held a multi-goal lead at any point in the opening five games of the series. **DUNCAN KEITH**, who equaled a franchise record for postseason points by a defenseman with 21 points (3G, 18A), took home the 2015 Conn Smythe Trophy for playoff MVP; he was the first defenseman to win the trophy since 2007 and became the first player to win the Conn Smythe Trophy and net the Cup-clinching goal in the same year since 2008. **COREY CRAWFORD**, who finished the series with a .938 save percentage and 1.69 goals-against average, equaled the franchise record with 45 career playoff wins (T. Esposito). **JOEL QUENNEVILLE** became the 11th head coach in NHL history to win three Stanley Cups.

2015 CUP

LEADERSHIP

PLAYERS

2014-15

OPPONENTS

TRADITION

RECORDS

PLAYOFFS

HISTORY

MINORS

NHL

MEDIA

CHICAGO BLACKHAWKS VS. TAMPA BAY LIGHTNING

Record: 2-1 at United Center, 2-1 at Tampa Bay

DATE	TEAM	SCORING BY PERIOD					SHOTS BY PERIOD					PP	PIM	GWG	GOALIE (SAVES-SHOTS)	ATTN.
		1	2	3	OT	F	1	2	3	OT	TOT					
06/03	CHI	0	0	2	-	2	7	6	8	-	21	0-3 (0.0)	2-4	A. Vermette	Crawford (22-25)	19,204
	TBL	1	0	0	-	1	10	8	5	-	23	0-2 (0.0)	3-6		Bishop (19-21)	
06/06	CHI	0	2	1	-	3	11	8	10	-	29	1-3 (33.3)	3-6	J. Garrison	Crawford (20-24)	19,204
	TBL	1	2	1	-	4	12	10	2	-	24	1-3 (33.3)	3-6		Bishop (21-24), Vasilevskiy (5-5)	
06/08	TBL	1	0	2	-	3	7	17	8	-	32	0-2 (0.0)	3-6	C. Paquette	Bishop (36-38)	22,336
	CHI	1	0	1	-	2	19	7	12	-	38	1-2 (50.0)	3-6		Crawford (29-32)	
06/10	TBL	0	1	0	-	1	9	8	8	-	25	0-4 (0.0)	3-6	B. Saad	Vasilevskiy (17-19)	22,354
	CHI	0	1	1	-	2	2	12	5	-	19	0-3 (0.0)	4-8		Crawford (24-25)	
06/13	CHI	1	0	1	-	2	14	8	7	-	29	0-2 (0.0)	1-2	A. Vermette	Crawford (31-32)	19,204
	TBL	0	1	0	-	1	5	12	15	-	32	0-1 (0.0)	2-4		Bishop (27-29)	
06/15	TBL	0	0	0	-	0	4	7	14	-	25	0-1 (0.0)	3-6	D. Keith	Bishop (30-32)	22,424
	CHI	0	1	1	-	2	13	10	9	-	32	0-3 (0.0)	1-2		Crawford (25-25)	
TOTALS		SCORING BY PERIOD					SHOTS BY PERIOD					PP	PIM	GOALIE (SAVES-SHOTS)		
	TEAM	1	2	3	OT	TOT	1	2	3	OT	TOT	PP	PIM			
	TBL	3	4	3	-	10	47	62	52	-	161	1-13 (7.7)	17-34	Bishop (133-144), Vasilevskiy (22-24)		
	CHI	2	4	7	-	13	66	51	51	-	168	2-16 (12.5)	14-28	Crawford (151-161)		

2015 STANLEY CUP FINAL STATS

BLACKHAWKS	GP	G	A	PTS	+/-	PIM	LIGHTNING	GP	G	A	PTS	+/-	PIM		
Teuvo Teravainen	6	2	2	4	0	0	Ryan Callahan	6	1	3	4	1	0		
Marian Hossa	6	0	4	4	2	0	Victor Hedman	6	0	4	4	0	0		
Brandon Saad	6	2	1	3	2	6	Nikita Kucherov	6	1	2	3	0	2		
Duncan Keith	6	1	2	3	3	0	Valtteri Filppula	6	1	2	3	0	0		
Jonathan Toews	6	1	2	3	2	2	Jason Garrison	6	1	2	3	-2	4		
Brad Richards	6	1	2	3	1	0	Cedric Paquette	6	2	0	2	-1	4		
Patrick Kane	6	1	2	3	1	0	Alex Killorn	6	2	0	2	-1	6		
Andrew Shaw	6	1	2	3	0	2	Tyler Johnson	6	1	1	2	1	0		
Patrick Sharp	6	1	2	3	0	4	Anton Stralman	6	0	2	2	-1	0		
Antoine Vermette	6	2	0	2	0	0	Ondrej Palat	6	1	0	1	1	2		
Brent Seabrook	6	1	0	1	-1	4	Steven Stamkos	6	0	1	1	-1	2		
Johnny Oduya	6	0	1	1	1	2	J.T. Brown	6	0	1	1	0	0		
Marcus Kruger	6	0	1	1	-1	0	Braydon Coburn	6	0	1	1	1	6		
Andrew Desjardins	6	0	1	1	-2	2	Brenden Morrow	6	0	0	0	-1	0		
Kris Versteeg	5	0	1	1	1	2	Matt Carle	6	0	0	0	-2	0		
Niklas Hjalmarsson	6	0	0	0	1	0	Brian Boyle	6	0	0	0	-2	2		
Trevor van Riemsdyk	4	0	0	0	-1	0	Andrej Sustr	6	0	0	0	-2	2		
Kimmo Timonen	3	0	0	0	1	2	Nikita Nesterov	3	0	0	0	1	0		
Kyle Cumiskey	3	0	0	0	-2	0	Jonathan Drouin	3	0	0	0	-2	0		
David Rundblad	2	0	0	0	2	0									
Bryan Bickell	1	0	0	0	0	2									
GOALTENDER	GP	MIN	GA	SA	SV	AVG	RECORD	GOALTENDER	GP	MIN	GA	SA	SV	AVG	RECORD
Corey Crawford	6	356	10	161	151	1.69	4-2	Ben Bishop	5	286	11	144	133	2.31	1-3
								Andrei Vasilevskiy	2	68	2	24	22	1.77	1-1

SCHEDULE AND RESULTS/PLAYER STATISTICS

2015 CUP	LEADERSHIP	PLAYERS	2014-15	OPPONENTS	TRADITION	RECORDS	PLAYOFFS	HISTORY	MINORS	NHL	MEDIA
----------	------------	---------	---------	-----------	-----------	---------	----------	---------	--------	-----	-------

GM	DATE	OPPONENT	RESULT	SCORE	RECORD	GOALIE	ATTN.	GWG
1	04/15	@ Nashville	W	4-3 (2OT)	1-0	C. Crawford/S. Darling (W)	17,225	D. Keith
2	04/17	@ Nashville	L	6-2	1-1	C. Crawford	17,208	C. Smith
3	04/19	NASHVILLE	W	4-2	2-1	S. Darling	22,020	B. Saad
4	04/21	NASHVILLE	W	3-2 (3OT)	3-1	S. Darling	22,014	B. Seabrook
5	04/23	@ Nashville	L	5-2	3-2	S. Darling	17,238	C. Wilson
6	04/25	NASHVILLE	W	4-3	4-2	S. Darling/C. Crawford (W)	22,171	D. Keith
7	05/01	MINNESOTA	W	4-3	5-2	C. Crawford	21,851	T. Teravainen
8	05/03	MINNESOTA	W	4-1	6-2	C. Crawford	21,934	P. Kane
9	05/05	@ Minnesota	W	1-0	7-2	C. Crawford	19,349	P. Kane
10	05/07	@ Minnesota	W	4-3	8-2	C. Crawford	19,163	M. Hossa
11	05/17	@ Anaheim	L	4-1	8-3	C. Crawford	17,291	K. Palmieri
12	05/19	@ Anaheim	W	3-2 (3OT)	9-3	C. Crawford	17,234	M. Kruger
13	05/21	ANAHEIM	L	2-1	9-4	C. Crawford	22,160	S. Despres
14	05/23	ANAHEIM	W	5-4 (2OT)	10-4	C. Crawford	22,404	A. Vermette
15	05/25	@ Anaheim	L	5-4 (OT)	10-5	C. Crawford	17,286	M. Beleskey
16	05/27	ANAHEIM	W	5-2	11-5	C. Crawford	22,089	P. Kane
17	05/30	@ Anaheim	W	5-3	12-5	C. Crawford	17,375	M. Hossa
18	06/03	@ Tampa Bay	W	2-1	13-5	C. Crawford	19,204	A. Vermette
19	06/06	@ Tampa Bay	L	4-3	13-6	C. Crawford	19,204	J. Garrison
20	06/08	TAMPA BAY	L	3-2	13-7	C. Crawford	22,336	C. Paquette
21	06/10	TAMPA BAY	W	2-1	14-7	C. Crawford	22,354	B. Saad
22	06/13	@ Tampa Bay	W	2-1	15-7	C. Crawford	19,204	A. Vermette
23	06/15	TAMPA BAY	W	2-0	16-7	C. Crawford	22,424	D. Keith

PLAYER	POS	GP	G	A	P	+/-	PIM	PP	SH	GW	OT	S	%	TOI/G
Patrick Kane	RW	23	11	12	23	+7	0	2	0	3	0	64	17.2	20:23
Jonathan Toews	C	23	10	11	21	+7	8	3	1	0	0	61	16.4	20:54
Duncan Keith	D	23	3	18	21	+16	4	0	0	3	1	59	5.1	31:06
Marian Hossa	RW	23	4	13	17	+7	10	1	1	2	0	69	5.8	19:51
Patrick Sharp	LW	23	5	10	15	+2	8	1	0	0	0	64	7.8	15:34
Brad Richards	C	23	3	11	14	+4	8	1	0	0	0	50	6.0	16:43
Andrew Shaw	RW	23	5	7	12	-4	36	2	0	0	0	45	11.1	15:33
Brandon Saad	LW	23	8	3	11	+5	6	0	1	2	0	59	13.6	20:16
Brent Seabrook	D	23	7	4	11	+5	10	1	0	1	1	44	15.9	26:17
Teuvo Teravainen	C	18	4	6	10	+2	0	1	0	1	0	26	15.4	13:28
Antoine Vermette	C	20	4	3	7	+5	4	0	0	3	1	16	25.0	13:07
Niklas Hjalmarsson	D	23	1	5	6	+6	8	0	0	0	0	24	4.2	26:02
Johnny Oduya	D	23	0	5	5	-4	6	0	0	0	0	28	0.0	24:45
Bryan Bickell	LW	18	0	5	5	+3	14	0	0	0	0	18	0.0	14:33
Marcus Kruger	C	23	2	2	4	-5	4	0	0	1	1	27	7.4	15:05
Andrew Desjardins	LW	21	1	3	4	-4	4	0	0	0	0	28	3.6	13:55
Kris Versteeg	LW	12	1	1	2	+2	6	0	0	0	0	23	4.3	13:21
Michal Rozsival	D	10	0	1	1	-2	6	0	0	0	0	5	0.0	17:26
Kimmo Timonen	D	18	0	0	0	+1	10	0	0	0	0	6	0.0	8:39
Kyle Cumiskey	D	9	0	0	0	-3	0	0	0	0	0	1	0.0	9:28
David Rundblad	D	5	0	0	0	+2	0	0	0	0	0	2	0.0	7:29
Trevor van Riemsdyk	D	4	0	0	0	-1	0	0	0	0	0	1	0.0	7:02
Joakim Nordstrom	LW	3	0	0	0	-3	0	0	0	0	0	3	0.0	13:14

GOALTENDER	GP	MINS	GAA	W	L	OT	SO	SA	GA	SV %	G	A	PIM
Corey Crawford	20	1,223	2.31	13	6	1	2	616	47	.924	0	0	0
Scott Darling	5	298	2.21	3	1	0	0	171	11	.936	0	0	0

STATISTICAL BREAKDOWN

CATEGORY

	TOT	W	L
Overall record	23	16	7
Home record	11	9	2
Road record	12	7	5
One-goal games	15	11	4
Two-goal games	3	3	0
Three-goal games	4	2	2
Four-goal games	1	0	1
Five-goal games	0	0	0
Scoring first	13	12	1
Opponent scoring first	10	4	6
Leading after one period	7	7	0
Trailing after one period	6	2	4
Tied after one period	10	7	3
Leading after two periods	8	8	0
Trailing after two periods	7	2	5
Tied after two periods	8	6	2
Overtime record, 2015 playoffs	5	4	1
Outshooting opponent	8	3	5
Outshot by opponent	13	12	1
Even shots	2	1	1
vs. Central	10	8	2
vs. Pacific	7	4	3
vs. Western Conference	17	12	5

GOALS BY PERIOD

	1	2	3	OT	T
BLACKHAWKS	20	23	22	4	69
OPPONENTS	20	17	22	1	60

SHOTS BY PERIOD

	1	2	3	OT	T
BLACKHAWKS	225	224	206	68	723
OPPONENTS	215	258	220	96	789

POWER PLAY

	G	ATT	PCT
OVERALL	12	67	17.9
HOME	9	36	25.0
ROAD	3	31	9.7

PENALTY KILLING

	GA	ATT	PCT
OVERALL	13	62	79.0
HOME	6	26	76.9
ROAD	7	36	80.6

MONTHLY

	W	L
April	4	2
May	8	3
June	4	2

SITUATIONAL

	GF	GA
5 on 5	51	45
5 on 4	11	0
5 on 3	1	0
4 on 4	1	1
4 on 3	0	0
3 on 3	0	0
3 on 4	0	0
3 on 5	0	0
4 on 5	2	12
Empty net	3	2
Penalty shot	0	0
Totals	69	60

INDIVIDUAL LEADERS

Points	P. Kane (23)
Goals	P. Kane (11)
Assists	D. Keith (18)
PP goals	J. Toews (3)
SH goals	M. Hossa, B. Saad, J. Toews (1)
GW goals	P. Kane, D. Keith, A. Vermette (3)
3+ goals	N/A
PIM	A. Shaw (36)
Shots	M. Hossa (69)
Plus/Minus	D. Keith (+16)

2015 CUP

LEADERSHIP

PLAYERS

2014-15

OPPONENTS

TRADITION

RECORDS

PLAYOFFS

HISTORY

MINORS

NHL

MEDIA

LEAGUE PLAYOFF STATS

2015 NHL STANLEY CUP PLAYOFFS SCORING LEADERS

PLAYER	TEAM	GP	G	A	PTS	+/-	PIM	PP	SH	GW	OT	S	S%	TOI/G
Tyler Johnson	TBL	26	13	10	23	+7	24	2	1	4	1	60	21.7	18:30
PATRICK KANE	CHI	23	11	12	23	+7	0	2	0	3	0	64	17.2	20:23
Nikita Kucherov	TBL	26	10	12	22	+7	14	3	0	3	2	57	17.5	16:59
JONATHAN TOEWS	CHI	23	10	11	21	+7	8	3	1	0	0	61	16.4	20:54
DUNCAN KEITH	CHI	23	3	18	21	+16	4	0	0	3	1	59	5.1	31:06
Ryan Getzlaf	ANA	16	2	18	20	+6	6	2	0	0	0	48	4.2	22:25
Corey Perry	ANA	16	10	8	18	+6	14	2	0	2	1	64	15.6	19:54
Alex Killorn	TBL	26	9	9	18	+3	12	1	0	2	0	66	13.6	20:10
Steven Stamkos	TBL	26	7	11	18	+2	20	2	0	1	0	65	10.8	18:33
Jakob Silfverberg	ANA	16	4	14	18	+6	16	1	0	1	0	41	9.8	19:01
MARIAN HOSSA	CHI	23	4	13	17	+7	10	1	1	2	0	69	5.8	19:51
Derick Brassard	NYR	19	9	7	16	+9	20	2	0	1	0	55	16.4	17:48
Ondrej Palat	TBL	26	8	8	16	+5	12	4	0	0	0	43	18.6	19:10
Patrick Sharp	CHI	23	5	10	15	+2	8	1	0	0	0	64	7.8	15:34
Rick Nash	NYR	19	5	9	14	+8	4	2	0	0	0	69	7.2	18:30
Valtteri Filppula	TBL	26	4	10	14	-6	4	2	0	1	0	31	12.9	19:13
Brad Richards	CHI	23	3	11	14	+4	8	1	0	0	0	50	6.0	16:43
Victor Hedman	TBL	26	1	13	14	+11	6	1	0	0	0	64	1.6	23:57
Ryan Kesler	ANA	16	7	6	13	+2	24	1	0	1	0	33	21.2	20:28
Derek Stepan	NYR	19	5	7	12	-1	10	2	0	1	1	48	10.4	19:31
ANDREW SHAW	CHI	23	5	7	12	-4	36	2	4	0	0	45	13.6	20:16
Brandon Saad	CHI	23	8	3	11	+5	6	0	1	2	0	59	13.6	20:16
BRENT SEABROOK	CHI	23	7	4	11	+5	10	1	0	1	1	44	15.9	26:17
Patrick Maroon	ANA	16	7	4	11	+4	6	3	0	1	0	42	16.7	17:55
Sami Vatanen	ANA	16	3	8	11	+5	8	0	0	0	0	35	8.6	21:13
Keith Yandle	NYR	19	2	9	11	+7	10	0	0	0	0	32	6.3	18:00
TEUVO TERAVAINEN	CHI	18	4	6	10	+2	0	1	0	1	0	26	15.4	13:28
Zach Parise	MIN	10	4	6	10	+0	4	1	1	0	0	20	20.0	18:53
Dan Boyle	NYR	19	3	7	10	-3	2	1	0	1	0	32	9.4	19:48
Hampus Lindholm	ANA	16	2	8	10	+2	10	0	0	0	0	21	9.5	23:15

2015 NHL STANLEY CUP PLAYOFFS GOALTENDING LEADERS

PLAYER	TEAM	GP	GS	W	L	OT	SA	GA	GAA	SV	SV%	SO	G	A	PIM	TOI
COREY CRAWFORD	CHI	20	19	13	6	1	616	47	2.31	569	.924	2	0	0	0	1,222:47
Ben Bishop	TBL	25	25	13	11	0	669	53	2.18	616	.921	3	0	3	4	1,458:58
Henrik Lundqvist	NYR	19	19	11	8	1	570	41	2.11	529	.928	0	0	0	0	1,166:10
Frederik Andersen	ANA	16	16	11	5	3	472	41	2.34	431	.913	1	0	0	0	1,049:40
Braden Holtby	WSH	13	13	6	7	3	412	23	1.71	389	.944	1	0	1	0	805:43
Carey Price	MTL	12	12	6	6	1	352	28	2.23	324	.920	1	0	0	2	751:43
Devan Dubnyk	MIN	10	10	4	6	0	260	24	2.53	236	.908	1	0	1	0	570:25
Petr Mrazek	DET	7	7	3	4	1	186	14	2.11	172	.925	2	0	0	0	398:14
SCOTT DARLING	CHI	5	4	3	1	0	171	11	2.21	160	.936	0	0	0	0	297:46
Jaroslav Halak	NYI	7	7	3	4	1	215	16	2.30	199	.926	0	0	0	2	417:44
Jonas Hiller	CGY	7	7	3	3	0	173	14	2.61	159	.919	0	0	0	0	322:19



- The Chicago Blackhawks defeated the Tampa Bay Lightning four games to two to win the 2015 Stanley Cup, the sixth title in franchise history and the organization's third in the past six seasons. No other club has won the Stanley Cup three times over a six-year span since the Detroit Red Wings did so from 1997 to 2002.

- The Blackhawks clinched the Stanley Cup at the United Center for the first time ever and on home ice for the first time since April 12, 1938, when they defeated the Maple Leafs 4-1 at Chicago Stadium to close the best-of-five Final in four games.

- **DUNCAN KEITH**, who led all NHL defensemen with 18 assists and 21 points during the playoffs, won the Conn Smythe Trophy after tallying the Stanley Cup-clinching goal in Game 6. He became the first player to win the Conn Smythe Trophy and record the title-clinching goal in the same year since 2008, and is the first defenseman to win the Conn Smythe since 2007. Keith equaled a franchise record for points by a defenseman in one playoff year; only four defensemen in NHL history have collected more assists in one playoff year. Keith's 21 postseason points also were tied for the most by any defenseman over the last 20 years. He became the fourth skater to log 700 minutes in one playoff year (since time on ice was introduced as an official stat in 1998).

- **BRENT SEABROOK** established a franchise record among defensemen in a single playoff year with seven postseason goals.

- **COREY CRAWFORD** collected his 45th career playoff win in Game 6, tying the franchise record held by Tony Esposito. He stopped all 25 shots he faced, becoming the first goaltender to post a shutout in a Cup-clinching game since 2011 and just the third goaltender to do so in the past 20 years.

- **PATRICK KANE**, who collected the assist on the Cup-clinching goal and netted the insurance marker, equaled the league high with 23 postseason points (11G, 12A). He currently ranks fourth in franchise history with 114 playoff points (48G, 66A).

- The Blackhawks and Lightning played five consecutive one-goal games to open the Stanley Cup Final. Only one previous Stanley Cup Final had featured five straight one-goal games to begin the series (the 1951 Final between the Toronto Maple Leafs and Montreal Canadiens, in which all five contests required overtime). Chicago and Tampa Bay were tied or separated by one goal for all but the final 5:14 of the series, marking the first Stanley Cup Final in which neither team held a multi-goal lead at any point in the opening five games of the series.

- Seven Blackhawks players won their third Stanley Cup with the team (2010, 2013 and 2015): **NIKLAS HJALMARSSON**, **MARIAN HOSSA**, **KANE**, **KEITH**, **SEABROOK**, **PATRICK SHARP** and **JONATHAN TOEWS**. Only one other active player has three Stanley Cup victories (J. Williams).

2015 CUP

LEADERSHIP

PLAYERS

2014-15

OPPONENTS

TRADITION

RECORDS

PLAYOFFS

HISTORY

MINORS

NHL

MEDIA

UNITED



SM

Blackhawks .friendly

© 2015 United Airlines, Inc. All rights reserved.



*Proud to be the Official Airline
of the Chicago Blackhawks.
fly the friendly skies*



CHICAGO BLACKHAWKS

LEADERSHIP



W. ROCKWELL WIRTZ
CHAIRMAN

W. Rockwell (Rocky) Wirtz was named President of Wirtz Corporation and Chairman of the Chicago Blackhawks in October 2007, following his late father, William W. Wirtz. In his role as Chairman of the Chicago Blackhawks, he oversees all aspects of the club's operations.

Rocky was just 2 years old when his grandfather, Arthur Wirtz, purchased the Chicago Blackhawks in 1954. Rocky grew up within the walls of the storied Chicago Stadium, and he oversaw the team's historic Stanley Cup championship victories in 2010, 2013 and 2015.

As President of Wirtz Corporation, Rocky's role extends to a vast array of businesses, from beverage distribution to financial services, insurance and real estate.

Wirtz Beverage Group is a leading international distributor of the world's top luxury and premium wine, spirits and beer brands. The company, headquartered in Chicago, has operations in Illinois, Iowa, Minnesota, Missouri, Nevada, Wisconsin and Canada. Recognizing his many contributions to the beverage industry, the Wine and Spirits Wholesalers of America honored Rocky with a Lifetime Leadership Award in 2014.

Rocky has found business synergies among Wirtz Corporation's many holdings. In 2011, Wirtz Beverage Illinois opened a 605,000 square-foot, multi-use training and distribution center just outside of Chicago, which includes corporate offices and the largest temperature-controlled wine storage facility in the country. In April 2014, the company opened a complementary facility in Lexington, Ill. The developer behind both projects: Wirtz Realty. In addition to development, Wirtz Realty owns and manages several commercial and residential properties along Chicago's lakefront and throughout the suburbs.

Rocky also oversees Wirtz Insurance as well as banking interests at First Security Trust and Savings, based in Elmwood Park, Ill., and First National Bank of South Miami in Florida. Those companies have long been recognized for their custom financial solutions and the strong roles they play in supporting local communities and charities.

Additionally, Rocky serves as Co-Chairman of the Executive Committee of Chicago's United Center and is a member of the National Hockey League's Executive Committee. In the eight years since Rocky has taken on these leadership roles, he has earned national recognition for the many successes each company has achieved.

Through it all, Rocky continues to lead his family's commitment to numerous civic and charitable organizations. His dedication to Chicago Blackhawks Charities is unwavering. Founded by his father, Chicago Blackhawks Charities has donated millions of dollars to dozens of organizations focusing on youth programs, health and wellness, education and housing.

Rocky is a member of the Civic Committee of the Commercial Club of Chicago and serves as a Trustee at The Field Museum of Natural History and Northwestern University, where he earned a Bachelor of Science degree in communications in 1975.

At Northwestern, he established the Virginia Wadsworth Wirtz Endowment for Visiting Artists. That program, named in honor of his grandmother, allows Northwestern's School of Communication to invite nationally acclaimed performers to work directly with students and staff at the Theatre and Interpretation Center. In April 2014, the center was renamed the Virginia Wadsworth Wirtz Center for the Performing Arts in recognition of the family's financial gifts.

Rocky and his wife, Marilyn, reside in the northern suburbs of Chicago. Rocky has three children, Daniel, Hillary and Kendall; Marilyn has one daughter, Elizabeth. Rocky is also the proud grandfather of two granddaughters and a grandson.

2015 CUP

LEADERSHIP

PLAYERS

2014-15

OPPONENTS

TRADITION

RECORDS

PLAYOFFS

HISTORY

MINORS

NHL

MEDIA



JOHN F. McDONOUGH
PRESIDENT & CEO

John F. McDonough joined the Blackhawks in 2007 as President and was named President and Chief Executive Officer on June 1, 2011. Under his guidance, in what Forbes Magazine has called the “The Greatest Sports-Business Turnaround Ever,” the Blackhawks have revitalized the team’s profile and re-energized its fan base. Since McDonough joined the Blackhawks, the team has won Stanley Cup titles in 2010, 2013 and 2015, becoming the first organization in the NHL’s salary cap era to capture three championships.

With McDonough’s leadership, the Blackhawks have become one of professional sports’ biggest success stories. The Blackhawks have entertained 329 consecutive capacity crowds at the United Center and have grown a season ticketholder base from 3,400 to more than 14,000. In addition, the Blackhawks have led the NHL in attendance for seven consecutive seasons. The Blackhawks’ success was recognized by SportsBusiness Journal in 2009 and 2014, when the team earned coveted nominations for the publication’s Professional Sports Team of the Year, in addition to being named The Hockey News’ choice for “Best Franchise” in their 2014 “Franchise Ranking” issue.

McDonough was instrumental in bringing the NHL Winter Classic to Chicago on Jan. 1, 2009, a contest between the Chicago Blackhawks and Detroit Red Wings in front of 40,818 fans at Wrigley Field that drew over 4.4 million U.S. viewers overall. Recently, during the team’s run to the 2015 Stanley Cup, the Blackhawks registered three of their top five most-watched games, including the highest on record, a 41.0 HH average rating during Game 6 of the Final on June 15, 2015.

Shortly after his arrival, the club welcomed back Blackhawks legends and Hall of Famers Bobby Hull, Stan Mikita, Tony Esposito and Denis Savard as official team ambassadors and instituted the annual Blackhawks Convention, the first of its kind in the National Hockey League. In addition, in a landmark partnership with Comcast SportsNet and WGN-TV Channel 9, the Blackhawks announced that all 82 regular-season games would be televised for the first time in franchise history in 2008-09. That year, the Blackhawks also announced an exciting new radio partnership with WGN Radio AM-720.

Prior to joining the Blackhawks, McDonough served as President of the Chicago Cubs. During his tenure, the Cubs won the 2007 National League Central Division while setting an all-time franchise attendance record. As the Cubs’ chief, and in his previous role as Senior Vice President of Marketing and Broadcasting, he was widely viewed as a sports marketing and management innovator who played a major role in increasing the Cubs’ fan base and attracting sponsorships for one of the most successful professional sports franchises in America.

During his 24 years with the Cubs organization, the club consistently reached record attendance and revenue figures. In addition, McDonough was the architect of the seventh-inning stretch celebrity “guest conductor” concept at Wrigley Field and created the annual Cubs Convention, which is now viewed as a prototype for team and league fan festivals.

With McDonough’s many achievements have come several honors and awards, including Major League Baseball’s Marketing Excellence Award, Chicago Baseball Executive of the Year and a place in “America’s Top Ten Marketing Executives” by Promo Magazine. In addition, McDonough was named to The Hockey News’ “100 People of Power and Influence,” and was inducted into the Chicagoland Sports Hall of Fame in 2008.

He has also been recognized with the St. Mary’s University of Minnesota Presidential Medal for Outstanding Merit, the Bill Veeck Lifetime Achievement Award, a place in the Notre Dame High School Hall of Fame and the 2008 Executive of the Year Award by the Chicago chapter of the Public Relations Society of America. McDonough serves as a frequent guest speaker and panelist across the country, including at the 2010 MIT Sloan Sports Analytics Conference, the 2014 SXSW Conference and Harvard Business School. He has also served as commencement speaker for the Loyola University School of Communication and Grand Marshal for Chicago’s St. Patrick’s Day Parade in 2014.

McDonough is a frequent lecturer at the University of Notre Dame’s Mendoza College of Business and Northwestern University. He serves as a Sustaining Board Member for the Juvenile Diabetes Research Foundation Illinois Board, and also sits on the Athletic Advisory Board of St. Mary’s University in Winona, Minn., the Special Olympics Illinois Foundation Board, Chicago Blackhawks Charities Board of Directors, the NHL Club Business Advisory Board and the NHL Board of Governors.

A Chicago native, McDonough is a graduate of Notre Dame High School in Niles, Ill., and St. Mary’s University. He currently resides in the northwest suburbs with his wife, Karen. They have three children, Colleen, Ryan (Katie) and Michael; and a granddaughter, Riley.

2015 CUP	LEADERSHIP	PLAYERS	2014-15	OPPONENTS	TRADITION	RECORDS	PLAYOFFS	HISTORY	MINORS	NHL	MEDIA
----------	------------	---------	---------	-----------	-----------	---------	----------	---------	--------	-----	-------

JAY BLUNK

EXECUTIVE VICE PRESIDENT



Executive Vice President Jay Blunk is in his eighth season with the Chicago Blackhawks. Since joining the Blackhawks as Senior Vice President of Business Operations on Jan. 3, 2008, Blunk has engineered broad changes to the business landscape of the club, adopting the general business philosophy of fan accessibility and bold, innovative strategies, in addition to creating new sources of revenue generation.

Blunk collaborated with the Blackhawks Marketing Department to hire Ogilvy as the team's new advertising agency and created the Blackhawks Heritage Series, which honored Blackhawks greats throughout the season, building a bridge to the history of the franchise. Blunk also enacted sweeping changes across the Blackhawks media channels, working with various departments in the redesign of Blackhawks TV, Blackhawks publications and chicagoblackhawks.com. Blunk is also responsible for the formation of strategy with regard to the development of revenue generating efforts and departments including sponsorship, ticketing, finance, marketing and community relations. In recognition of the team's achievements, the Blackhawks earned nominations for SportsBusiness Journal's Professional Sports Team of the Year in 2009 and 2014.

With fan engagement and accessibility a priority, Blunk oversaw new concepts such as the Blackhawks Training Camp Festival, giving more than 18,000 fans a behind-the-scenes look at a Blackhawks practice, and the development of the Emmy Award-winning Blackhawks TV. Blunk also has developed pioneering cross-promotional partnerships with a wealth of civic organizations, which have built the foundation for a year-round marketing strategy. In 2010 and 2011, the Blackhawks were voted to have the National Hockey League's "Most Innovative Business Practices" by a survey of SportsBusiness Journal's readers. The Blackhawks were also voted to have the "Best Business Savvy" by The Hockey News' 2012 "Best of Everything in Hockey" issue, in addition to being named "Best Franchise" in their 2014 "Franchise Ranking" issue.

Together with President and CEO John F. McDonough and VP/GM Stan Bowman, Blunk also helped engineer an integrated business philosophy with the Blackhawks Hockey Operations Department, forming a unique bond and synergistic approach to sponsorships, advertising, game presentation and other initiatives including player-community interaction and involvement.

During the 2008-09 season, the Blackhawks drew more than 1 million fans (1,052,261) for the first time in franchise history, set a league record by attracting an average of 21,783 fans to their 40 United Center contests and surpassed the franchise regular-season attendance record of 835,972. The franchise's season ticket base has tripled to more than 14,000 since the start of the 2007-08 season, and the Blackhawks have since consistently been one of the NHL's attendance leaders.

Blunk also worked in partnership with McDonough, Chicago Cubs officials and NHL officials to bring the NHL Winter Classic to Wrigley Field, a contest between the Chicago Blackhawks and Detroit Red Wings in front of 40,818 fans at Wrigley Field that drew over 4.4 million U.S. viewers overall. Recently, during the team's run to the 2015 Stanley Cup, the Blackhawks registered three of their top five most-watched games, including the highest on record, a 41.0 HH average rating during Game 6 of the Final on June 15, 2015.

A 22-year front office veteran of the Chicago Cubs prior to joining the Blackhawks, Blunk held several marketing, sales, branding, promotions and advertising positions, the last of which was Vice President of Marketing and Broadcasting. He was responsible for the development of a wealth of promotional events during his tenure at Wrigley Field and was also a member of the Cubs organization when they drew over 3 million fans every season since 2003, setting the team's all-time record for attendance in 2007.

Blunk graduated from Illinois State University in 1986 and currently serves as an advisory board member for the ISU School of Communication. Blunk also sits on the boards of the Chicago Sports Commission and the Greater North Michigan Avenue Association, as well as the Board of Directors for United Service Organization (USO) of Illinois and Chicago Blackhawks Charities.

Blunk has been invited to lecture as a guest speaker at various civic events and universities, including Northwestern's Kellogg School of Management, University of Illinois, ISU and the University of Notre Dame's Mendoza College of Business. He also accepted the 2014 Gilda's Club Agents of Hope Award on behalf of CBC. Blunk was a 2012 inductee into the Chicagoland Sports Hall of Fame.

Blunk and his wife, Marci, have three children: Brandon, Maggie and Cameron.

2015 CUP

LEADERSHIP

PLAYERS

2014-15

OPPONENTS

TRADITION

RECORDS

PLAYOFFS

HISTORY

MINORS

NHL

MEDIA



STAN BOWMAN

VICE PRESIDENT/GENERAL MANAGER

Stan Bowman is in his 15th season with the Blackhawks and his sixth as Vice President/General Manager, having been named to the position on Sept. 7, 2010. Bowman was originally named the ninth General Manager in Blackhawks history on July 14, 2009, after eight years in the Blackhawks Hockey Operations Department.

Bowman led the Blackhawks to their sixth Stanley Cup championship on June 15, 2015, becoming the first GM to win three titles in the salary cap era. In 2010, Bowman became the youngest GM in National Hockey League history to guide an organization to the championship, as the team ended a 49-year title drought. During his time at the helm of the Hockey Operations Department, Bowman has secured the Blackhawks' core talent with long-term contract extensions, rebuilt the club's prospect depth with multiple acclaimed draft classes and re-signed Head Coach Joel Quenneville to a contract extension.

Bowman and his father, Senior Advisor to Hockey Operations Scotty Bowman, are part of an elite group, becoming the 10th father-son GM tandem in the history of the NHL and just the fourth pair to have each of their names inscribed on the Stanley Cup.

Bowman originally joined the Blackhawks in 2000 and spent four seasons as Special Assistant to the General Manager before being promoted to Director of Hockey Operations, a role he served in for two years (2005-07). In his most recent role as Assistant General Manager, Bowman attended to the day-to-day administration of the Blackhawks Hockey Operations Department, including all CBA-related matters, such as contract negotiations, free agency, salary arbitration and player movement and assignment. He also tracked the progress of the Blackhawks prospects by working closely with the staff of the club's minor-league affiliate in Rockford while assisting with player evaluation, prospect development and professional and amateur scouting.

Bowman was named to Crain's Chicago Business "40 under 40" Class of 2010. The prestigious announcement is given out to 40 business executives under the age of 40 in Chicago each year and recognizes the tremendous accomplishments of the individuals chosen. He was inducted into the Chicagoland Sports Hall of Fame on Sept. 16, 2015.

Bowman was selected as a manager for Team North America at the 2016 World Cup of Hockey, alongside Peter Chiarelli. In that role, he will help select the playing roster, coaching and support staff, as well as oversee tournament preparations and management, for the team comprised of U23 players from Canada and the United States.

Bowman graduated from the University of Notre Dame in 1995 with degrees in finance and computer applications. When he arrived at the Blackhawks in 2000, Bowman worked extensively on financial budgets and developed programs to track player movement and player evaluation. He was born in Montreal, where his father was coaching at the time.

Bowman and his wife, Suzanne, have two sons, Will and Camden, and a daughter, Graycen.

2015 CUP

LEADERSHIP

PLAYERS

2014-15

OPPONENTS

TRADITION

RECORDS

PLAYOFFS

HISTORY

MINORS

NHL

MEDIA

2015 CUP

LEADERSHIP

PLAYERS

2014-15

OPPONENTS

TRADITION

RECORDS

PLAYOFFS

HISTORY

MINORS

NHL

MEDIA



AL MacISAAC

VICE PRESIDENT, HOCKEY OPERATIONS

Al MacIsaac is in his 16th season as a member of the Blackhawks Hockey Operations Department and his sixth as Vice President of Hockey Operations (previously Vice President/Assistant to the President). He previously served as Senior Director of Hockey Administration/Assistant to the President before being named to his current position in September 2010.


A native of Antigonish, Nova Scotia, MacIsaac was the Buffalo Sabres' 12th-round draft choice in 1987. He attended St. Francis Xavier University in Nova Scotia for four years, where he tallied 112 career points (54G, 58A) in 91 career college games along with 404 penalty minutes. He was named St. Francis Xavier University Student Male Athlete of the Year in 1991.

After college, he joined the ECHL's Hampton Roads Admirals as a defenseman for the 1991-92 season and led the team with a +33 plus/minus rating. He represented the Admirals in the 1993 ECHL All-Star Game. During that same season, MacIsaac made appearances with the American Hockey League's Baltimore Skipjacks and Cape Breton Oilers.

In 1993, MacIsaac joined the Norfolk Admirals front office as Assistant General Manager. He was named General Manager of Hockey Operations for the Admirals in July 1996. In 1997-98, the Admirals, then the Blackhawks' minor-league affiliate, won their third ECHL championship. MacIsaac was inducted into the Norfolk Admirals Hall of Fame in 2008, and was named to the ECHL Hall of Fame in 2014.

MacIsaac has won eight titles in his career, including three Stanley Cups with the Blackhawks and three as a player: the Canadian Hockey League Memorial Cup (1986), ECHL Championship (1992) and Calder Cup (1993).

MacIsaac and his wife, Dawn, have three daughters: Madisson, Delaney and Emersyn.



CHRIS WERNER

VICE PRESIDENT, TICKETING AND CUSTOMER RELATIONS

Chris Werner is in his eighth season with the Blackhawks and his sixth as Vice President of Ticketing and Customer Relations. Werner joined the Blackhawks in the spring of 2008 as Senior Executive Director of Ticketing and Business Development.

In his first season with the organization, Werner worked to expand and develop the ticket sales and service departments. In 2008-09, the Blackhawks drew more than 1 million fans (1,052,261) for the first time in franchise history, set a league record by attracting an average of 21,783 fans to their 40 United Center contests and surpassed the franchise regular-season attendance record of 835,972. As of the start of the 2015-16 campaign, the Blackhawks have entertained 329 consecutive capacity crowds, and the franchise's season ticket base has grown to more than 14,000.

Under Werner's direction, the Ticket Sales, Operations and Customer Relations Departments have been expanded to include staff dedicated to the highest levels of customer service, including providing ticketholders with personalized service, developing value-added customer benefits and researching the demographics and interests of Blackhawks fans.

In addition to traditional ticket sales, the Blackhawks Ticket Sales and Service Department supports the distribution of Blackhawks Convention passes, Training Camp Festival tickets and Illinois High School State Hockey Championship game tickets.

Prior to joining the team, Werner spent 23 years in the live event industry, most recently as General Manager of Ticketmaster Chicago. In addition to his work in ticketing, Werner has senior-level experience in venue management and event promotion, working for entities such as Ogden Entertainment Services, the Metropolitan Pier and Exposition Authority and the University of Iowa.

Werner lives in Chicago with his wife, Valerie.



T.J. SKATTUM

VICE PRESIDENT, FINANCE

T.J. Skattum is in his eighth year with the Chicago Blackhawks and his second as Vice President of Finance.

Skattum heads the Blackhawks' finance and accounting operations, including planning and forecasting, financial reporting, cash management and risk management. Skattum also oversees the finances and accounting for Chicago Blackhawks Charities.

A native of St. Louis, Mo., by way of Edgewood, Iowa, Skattum has 19 years of experience in various finance and accounting roles, including restructuring, bankruptcy, mergers and acquisitions, corporate finance and interim management. Prior to joining the organization, Skattum spent six years in Arthur Andersen's global corporate finance practice and five years at Navigant Capital Advisors, the dedicated corporate finance business unit of Navigant Consulting, Inc. He has passed the Certified Public Accountant Examination in the State of Illinois.

In addition to his duties with the Blackhawks, Skattum sits on the Board of Directors for Chicago Blackhawks Charities. A graduate of the University of Notre Dame, Skattum and his wife, Kate, have twin daughters, Jane and Lucy, and a son, Thomas Henry.



NORM MACIVER

ASSISTANT GENERAL MANAGER

Norm Maciver is in his ninth season with the Chicago Blackhawks and his fourth as Assistant General Manager. A veteran with more than 20 years of pro hockey experience as an NHL player and coach, Maciver previously served as Director of Player Personnel for a season and as Director of Player Development for three seasons.

Prior to joining the organization, the Thunder Bay, Ontario, native served as an Assistant Coach with the Boston Bruins (2003-06) and the American Hockey League's Springfield Falcons (2000-03).

Following a decorated collegiate career at the University of Minnesota-Duluth, where he was a two-time All-American and a finalist for the Hobey Baker Award, Maciver spent 12 seasons as a defenseman in the National Hockey League. He registered 285 points (55G, 230A) in 500 career regular-season tilts with the New York Rangers, Hartford, Edmonton, Ottawa, Pittsburgh, Winnipeg and Arizona (Phoenix), and posted 14 points (3G, 11A) and a +10 plus/minus rating in 56 Stanley Cup Playoffs tilts. Maciver was given the AHL's Eddie Shore Award as the league's best defenseman in 1991 and won the International Hockey League's Turner Cup with the Houston Aeros in 1999.

Maciver and his wife, Lisa, have five children: a son, Steven, and four daughters, Danielle, Jordan, Jenna and Brooke.

2015 CUP

LEADERSHIP

PLAYERS

2014-15

OPPONENTS

TRADITION

RECORDS

PLAYOFFS

HISTORY

MINORS

NHL

MEDIA

BLACKHAWKS SENIOR MANAGEMENT

2015 CUP

LEADERSHIP

PLAYERS

2014-15

OPPONENTS

TRADITION

RECORDS

PLAYOFFS

HISTORY

MINORS

NHL

MEDIA



JIM BARE

EXECUTIVE DIRECTOR, TICKET OPERATIONS



SCOTTY BOWMAN

SENIOR ADVISOR, HOCKEY OPERATIONS



BRANDON FABER

SENIOR DIRECTOR, COMMUNICATIONS
AND COMMUNITY RELATIONS



PETE HASSEN

SENIOR EXECUTIVE DIRECTOR, MARKETING



MARK KELLEY

SENIOR DIRECTOR, AMATEUR SCOUTING



ADAM KEMPENAAR

SENIOR DIRECTOR, NEW MEDIA
AND CREATIVE SERVICES



TONY OMMEN

SENIOR DIRECTOR, TEAM SERVICES



ADAM ROGOWIN

SENIOR DIRECTOR, PUBLIC RELATIONS



DAN ROZENBLAT

SENIOR DIRECTOR, TICKET SALES
AND SERVICE



MARIE SUTERA

SENIOR EXECUTIVE DIRECTOR,
HUMAN RESOURCES



STEVE WAIGHT

SENIOR EXECUTIVE DIRECTOR,
CORPORATE SPONSORSHIPS

BLACKHAWKS DIRECTORS



RON ANDERSON
DIRECTOR, PLAYER RECRUITMENT



SARA BAILEY
DIRECTOR, CORPORATE SPONSORSHIPS



MARK BERNARD
DIRECTOR, HOCKEY ADMINISTRATION/
GM, MINOR LEAGUE AFFILIATIONS



ANNIE CAMINS
DIRECTOR, YOUTH HOCKEY



LAURA CLAWSON
DIRECTOR, MERCHANDISING



STEVE DILENARDI
DIRECTOR, GROUP SALES



PIERRE GAUTHIER
DIRECTOR, PLAYER PERSONNEL



MATS HALLIN
DIRECTOR, EUROPEAN SCOUTING



JULIE LOVINS
DIRECTOR, SERVICE AND RETENTION



JOHN SANDBERG
CREATIVE DIRECTOR



BARRY SMITH
DIRECTOR, PLAYER DEVELOPMENT



RYAN STEWART
DIRECTOR, PRO SCOUTING

2015 CUP

LEADERSHIP

PLAYERS

2014-15

OPPONENTS

TRADITION

RECORDS

PLAYOFFS

HISTORY

MINORS

NHL

MEDIA

HOCKEY OPERATIONS/SCOUTING

2015 CUP

LEADERSHIP

PLAYERS

2014-15

OPPONENTS

TRADITION

RECORDS

PLAYOFFS

HISTORY

MINORS

NHL

MEDIA



MATT BARDSLEY
PRO SCOUT



NIKLAS BLOMGREN
HEAD EUROPEAN AMATEUR SCOUT



DEREK BOOTH
PRO SCOUT



WADE BROOKBANK
PRO SCOUT



ALEX BROOKS
PRO SCOUT



HUDSON CHODOS
SCOUTING COORDINATOR



RICK COMLEY
PLAYER RECRUITMENT



ANDREW CONTIS
HOCKEY ANALYTICS/VIDEO ANALYST



DAVID COWAN
PRO SCOUT



KYLE DAVIDSON
COORDINATOR, HOCKEY ADMINISTRATION



MIKE DONEHEY
AMATEUR SCOUT



GORD DONNELLY
AMATEUR SCOUT



ROB FACCA
AMATEUR SCOUT



BRUCE FRANKLIN
CHIEF AMATEUR SCOUT



IAN GENTILE
MANAGER, PLAYER DEVELOPMENT



MICHAEL GRIER
PRO SCOUT

HOCKEY OPERATIONS/SCOUTING



BRIAN HIGGINS
TEAM SECURITY



RICHARD KROMM
PRO SCOUT



DON LEVER
PRO SCOUT



DARRELL MAY
AMATEUR SCOUT



JIM MCKELLAR
AMATEUR SCOUT



MICHAEL MOTTAU
PRO SCOUT



PETER NEVIN
AMATEUR SCOUT




KARREL PAVLIK
EUROPEAN AMATEUR SCOUT



LAUREN PETERSON
EXECUTIVE ASSISTANT TO THE VP/GM
AND HOCKEY OPERATIONS



ALLAN POWER
PRO SCOUT



ALEXANDRE ROULEAU
AMATEUR SCOUT

NOT PICTURED:

PETER SUNDSTROM
EUROPEAN PRO SCOUT

EDUARD ZANKAVETS
PRO SCOUT

MIKE MACPHERSON
PRO SCOUT

2015 CUP

LEADERSHIP

PLAYERS

2014-15

OPPONENTS

TRADITION

RECORDS

PLAYOFFS

HISTORY

MINORS

NHL

MEDIA

BUSINESS OPERATIONS

2015 CUP

LEADERSHIP

PLAYERS

2014-15

OPPONENTS

TRADITION

RECORDS

PLAYOFFS

HISTORY

MINORS

NHL

MEDIA



CHASE AGNELLO-DEAN
MANAGER, PHOTOGRAPHY



MEGHAN BOWER
COORDINATOR, PUBLIC RELATIONS



MATT BROOKS
ACCOUNT EXECUTIVE, YOUTH HOCKEY



MOLLY CONNELLY
EXECUTIVE ASSISTANT TO THE
EXECUTIVE VICE PRESIDENT



BRIAN DAHM
MANAGER, MARKETING



NEIL DESMOND
CUSTOMER SERVICE EXECUTIVE



A.J. DOLAN
MANAGER, IN-GAME PRESENTATION
AND ENTERTAINMENT



MICHAEL DORSCH
SENIOR MANAGER, ACCOUNTING



JOE DOYLE
MASCOT COORDINATOR



LINDSAY DRESSER
CUSTOMER SERVICE EXECUTIVE



ALLISON FERRARA
COORDINATOR, TICKET OPERATIONS



RYAN GALLANTE
SENIOR ACCOUNT EXECUTIVE,
CORPORATE SPONSORSHIPS



EMERALD GAO
COORDINATOR, NEW MEDIA
AND CREATIVE SERVICES



REBECCA GOLDSTEIN
CUSTOMER SERVICE EXECUTIVE



SEAN GRADY
GRAPHIC DESIGNER, CREATIVE SERVICES



LEAH HENDRICKSON
COORDINATOR, SOCIAL MEDIA



ASHLEY HINTON
MANAGER, COMMUNITY RELATIONS



BRIAN HOWE
MANAGER, EVENTS MARKETING



KYLEEN HOWE
MANAGER, HUMAN RESOURCES



AMBER HUGHES
ASSISTANT, MARKETING



T.R. JOHNSON
MANAGER, CUSTOMER SERVICE



SEAN KEEFER
SENIOR ACCOUNT EXECUTIVE,
CORPORATE SPONSORSHIPS



KAYLA KINDRED
SENIOR COORDINATOR, CLIENT SERVICES



ERIC LEAR
REPORTER, NEW MEDIA



KEVIN LECLAIR
CUSTOMER SERVICE EXECUTIVE



ANDREW LEFEVOUR
FINANCE ANALYST



LEANNE MAYVILLE
COORDINATOR, HUMAN RESOURCES
AND OFFICE ADMINISTRATION



JAMAL MAYERS
COMMUNITY LIAISON



SPENCER MONTGOMERY
COORDINATOR, YOUTH HOCKEY



KEVIN ORRIS
COORDINATOR, MEDIA RELATIONS



SHANNON PYRZ
CUSTOMER SERVICE EXECUTIVE



ELIZABETH QUEEN
MANAGER, CHARITABLE PARTNERSHIPS

2015 CUP

LEADERSHIP

PLAYERS

2014-15

OPPONENTS

TRADITION

RECORDS

PLAYOFFS

HISTORY

MINORS

NHL

MEDIA

BUSINESS OPERATIONS

2015 CUP

LEADERSHIP

PLAYERS

2014-15

OPPONENTS

TRADITION

RECORDS

PLAYOFFS

HISTORY

MINORS

NHL

MEDIA



KATHIE RAIMONDI
SENIOR CUSTOMER SERVICE EXECUTIVE



ANDY ROAN
SENIOR ACCOUNT EXECUTIVE,
TICKET SALES



SHILPA RUPANI
SENIOR CUSTOMER SERVICE EXECUTIVE



JILLIAN SMITH
COORDINATOR, SPECIAL PROJECTS/
SENIOR EXECUTIVE MANAGEMENT



KELLY SMITH
SENIOR MANAGER, CLIENT SERVICES



ANTHONY STEFANI
ASSISTANT, CORPORATE SPONSORSHIPS



BRIAN SZUBRYCH
ASSOCIATE, CLIENT SERVICES



JAKE TUTON
ACCOUNT EXECUTIVE, TICKET SALES



PAUL UNRUH
ASSISTANT, EVENTS MARKETING



BOB VERDI
TEAM HISTORIAN



PATRICIA WALSH
PAYROLL MANAGER



ANNA WARNER
ASSISTANT, CHARITABLE PARTNERSHIPS



GREG ZINSMEISTER
SENIOR ACCOUNT EXECUTIVE,
CORPORATE SPONSORSHIPS



NICK ZOMBOLAS
MANAGER, GROUP SALES



JOEL QUENNEVILLE

HEAD COACH

Joel Quenneville is in his eighth season with the Blackhawks after being named the 37th Head Coach in franchise history on Oct. 16, 2008. He coached the team to Stanley Cup championships in 2010, 2013 and 2015.

In Quenneville's 536 regular-season games behind the Blackhawks bench, the team has compiled a record of 316-155-65. His regular-season points percentage of .650 is the best in Chicago franchise history, while his .624 postseason winning percentage (73-44) is the highest for a Blackhawks coach since 1940. Under his leadership, the Blackhawks claimed the

2013 Presidents' Trophy as the regular-season points leader, in addition to the 2013 and 2015 Jennings Trophies as the team with the fewest goals allowed during the regular season.

Quenneville has been a proven winner throughout his coaching career, posting a 754-438-77-106 record over parts of 18 years as a Head Coach in the NHL, including eight years with the St. Louis Blues (1996-2004) and three with the Colorado Avalanche (2005-08). His 754 wins lead active head coaches and rank third in NHL history, while his 1,375 games behind the bench also lead active head coaches and rank seventh all-time. Quenneville coached his 500th game with Chicago on Jan. 20, 2015, at Arizona and notched his 300th win with the Blackhawks on Feb. 6, 2015, at Winnipeg. The Windsor, Ontario, native has guided 16 of his 18 teams to the postseason, which includes reaching the conference finals on four occasions, as well as postseason berths in seven consecutive seasons from 2009 to 2015 with Chicago; his franchise-record 73 playoff wins are also the most among active NHL Head Coaches.

One of only two men in the history of the NHL to have played in 800 or more games and coached 1,000 or more games (J. Lemaire), Quenneville has notched at least 40 wins in 13 of his 14 full seasons as a Head Coach, which includes a career-best 52 victories with Chicago in 2009-10. He is the winningest coach in Blues history, having compiled a 307-191-95 record at that post. Quenneville was awarded the 2000 Jack Adams Trophy as the league's top coach and also served as the Head Coach of Team Staal at the 2011 NHL All-Star Game and the North American All-Stars at the 2001 NHL All-Star Game.

Quenneville was selected by the Toronto Maple Leafs in the second round (21st overall) of the 1978 NHL Draft. He spent 13 seasons as an NHL defenseman, netting 54 goals, 136 assists and 705 penalty minutes in 803 career games with the Toronto Maple Leafs (1979-80), Colorado Rockies (1980-82), New Jersey Devils (1982-83), Hartford Whalers (1983-90) and Washington Capitals (1990-91).

He retired as an active player after the 1991-92 season, when he served as a player-coach for the American Hockey League's St. John's Maple Leafs. Quenneville broke into coaching with the AHL's Springfield Indians before serving as an Assistant Coach for the Quebec Nordiques/Colorado Avalanche organization for two and a half seasons. He helped Colorado capture the 1996 Stanley Cup in that position before accepting his first NHL head coaching job with St. Louis for the 1996-97 campaign.

Quenneville and his wife, Elizabeth, have three children: Dylan, Lily and Anna.

NHL HEAD COACHING RECORD

SEASON	CLUB	LEAGUE	REGULAR SEASON					PLAYOFFS					SEASON NOTES
			GC	W	L	T/OT	PCT	GC	W	L	T/OT	PCT	
1996-97	St. Louis	NHL	40	18	15	7	.538	6	2	4	-	.333	Lost in first round
1997-98	St. Louis	NHL	82	45	29	8	.598	10	6	4	-	.600	Lost in second round
1998-99	St. Louis	NHL	82	37	32	13	.530	13	6	7	-	.462	Lost in second round
1999-2000	St. Louis	NHL	82	51	19	12	.695	7	3	4	-	.429	Lost in first round
2000-01	St. Louis	NHL	82	43	22	17	.628	15	9	6	-	.600	Lost in conf. final
2001-02	St. Louis	NHL	82	43	27	12	.598	10	5	5	-	.500	Lost in second round
2002-03	St. Louis	NHL	82	41	24	17	.604	7	3	4	-	.429	Lost in first round
2003-04	St. Louis	NHL	61	29	23	9	.549	-	-	-	-	-	(replaced midseason)
2005-06	Colorado	NHL	82	43	30	9	.579	9	4	5	-	.444	Lost in second round
2006-07	Colorado	NHL	82	44	31	7	.579	-	-	-	-	-	Did Not Qualify
2007-08	Colorado	NHL	82	44	31	7	.579	10	4	6	-	.400	Lost in second round
2008-09	CHICAGO	NHL	78	45	22	11	.647	17	9	8	-	.529	Lost in conf. final
2009-10	CHICAGO	NHL	82	52	22	8	.683	22	16	6	-	.727	Won Stanley Cup
2010-11	CHICAGO	NHL	82	44	29	9	.591	7	3	4	-	.429	Lost in first round
2011-12	CHICAGO	NHL	82	45	26	11	.616	6	2	4	-	.333	Lost in first round
2012-13	CHICAGO	NHL	48	36	7	5	.802	23	16	7	-	.696	Won Stanley Cup
2013-14	CHICAGO	NHL	82	46	21	15	.652	19	11	8	-	.579	Lost in conf. final
2014-15	CHICAGO	NHL	82	48	28	6	.622	23	16	7	-	.696	Won Stanley Cup
NHL TOTALS			1,375	754	438	183	.615	204	115	89	-	.564	



KEVIN DINEEN

ASSISTANT COACH

Kevin Dineen is in his second season as an Assistant Coach for the Blackhawks after being named to the coaching staff on July 14, 2014. Dineen captured his first Stanley Cup on June 15, 2015.

The Quebec City, Quebec, native previously led the Canadian women's national team to a gold medal at the 2014 Winter Olympics in Sochi, Russia. He also served as Head Coach of the Florida Panthers from 2011 to 2013, helping the club win the Southeast Division for the first time in franchise history in 2011-12. Dineen also served as Head Coach for the American

Hockey League's Portland Pirates from 2005 to 2011, winning the AHL's Coach of the Year award in 2005-06.

Before his coaching career, Dineen played 19 NHL seasons from 1984 to 2003, posting 760 points (355G, 405A) in 1,188 career games with Hartford, Philadelphia, Carolina, Ottawa and Columbus. He added 41 points (23G, 18A) in 59 career Stanley Cup Playoffs games with Hartford, Philadelphia and Carolina. He appeared in two NHL All-Star Games (1988, 1989) and led the league in game-winning goals twice (1985-86, 1986-87).

Dineen represented Canada in international competition six times, winning a silver medal at the 1985 and 1989 World Championships. He also played for Canada at the 1984 Winter Olympics and 1987 and 1993 World Championships.

Dineen and his wife, Annie, have four children: Hannah, Emma, William and Declan.



MIKE KITCHEN

ASSISTANT COACH

Mike Kitchen is in his sixth season as an Assistant Coach for the Blackhawks after being named to the coaching staff on July 12, 2010. He has won two Stanley Cups with the team.

The Newmarket, Ontario, native previously spent three seasons as an Assistant Coach with the Florida Panthers (2007-10). He also served as the Head Coach of the St. Louis Blues for three seasons (2004-06) and led the club to a postseason berth in 2004. Prior to that, Kitchen served as an Assistant Coach with the Blues from 1998 to 2003, all under Joel Quenneville, St. Louis' Head Coach at the time. They led the Blues to a franchise-record 114

points in 1999-2000 while earning the Presidents' Trophy, and together the two have never missed the playoffs.

Kitchen also spent nine seasons as an Assistant Coach with the Toronto Maple Leafs (1989-98), helping the club reach the postseason five times, including two appearances in the conference finals. He played eight seasons in the National Hockey League as a defenseman, collecting 74 points (12G, 62A) and 370 penalty minutes in 474 regular-season games with the Colorado Rockies (1976-82) and New Jersey Devils (1982-84). Kitchen and Quenneville were teammates in Colorado and New Jersey from 1979 to 1983.

Kitchen and his wife, Jill, have two daughters, Amy and Megan.



JIMMY WAITE

GOALTENDING COACH

Jimmy Waite is in his second season as Goaltending Coach for the Blackhawks. He guided the Blackhawks to the 2015 Jennings Trophy with a league-low 189 goals allowed during the regular season (tied with Montreal), and won his first Stanley Cup on June 15, 2015.

The Sherbrooke, Quebec, native previously spent three seasons as the Goaltending Coach for the Chicoutimi Saguenéens (2011-14) of the Quebec Major Junior Hockey League.

Prior to his coaching career, Waite enjoyed a 22-year professional playing career from 1988 to 2010. Originally selected by the Blackhawks in the first round (eighth overall) of the 1987 National Hockey League Draft, he appeared in 58 games with Chicago over parts of eight seasons (1988-97). Waite appeared in 106 career NHL games with the Blackhawks, San Jose Sharks and Arizona (Phoenix) Coyotes from 1988 to 1999. He spent the last nine seasons of his playing career in the Deutsche Eishockey Liga (DEL) in Germany.

Before his professional career, Waite played junior hockey with Chicoutimi in the QMJHL and helped lead Canada to a gold medal at the 1988 World Junior Championship.

Waite has a wife, Nancy, and two sons, Brandon and Matthew. He is the younger brother of former Blackhawks Goaltending Coach Stephane Waite.



PAUL GOODMAN

STRENGTH AND CONDITIONING COACH

Paul Goodman is in his eighth season with the Blackhawks as Strength and Conditioning Coach.

Goodman joined the Blackhawks after serving six years as Head Strength and Conditioning Coach at the University of Vermont. In 2006, the National Strength and Conditioning Association (NSCA) named Goodman the State/Provincial Director of the Year, and he also was a finalist for the NSCA's College Strength and Conditioning Professional of the Year award. In addition to UVM, Goodman also spent time with USA Women's Hockey and the New York Rangers.

Goodman is a 1996 graduate of the University of Wisconsin, and he received his master's degree in 2002 while serving as a member of the Badgers' strength and conditioning staff.

As the Strength and Conditioning Coach, Goodman is responsible for the development of all players within the organization by preparing on- and off-ice training regimens during the season and in the offseason. Through the creation of blackhawkstrength.com, Goodman is able to track individual player performance and progress throughout all club affiliates, as well as prospects and draft picks from all over the world. He also works in conjunction with the sports medicine staff by assisting in the rehabilitation process for injured athletes.

Paul and his wife, Susan, and son, Grant, currently reside in the western suburbs.

2015 CUP

LEADERSHIP

PLAYERS

2014-15

OPPONENTS

TRADITION

RECORDS

PLAYOFFS

HISTORY

MINORS

NHL

MEDIA



MATT MEACHAM

VIDEO COACH

Matt Meacham is in his third season as the Blackhawks Video Coach.

He joined the organization after spending six seasons with the Binghamton Senators of the American Hockey League, most recently as the club's Video Coach/Hockey Administrator. Meacham's main duties included pre-scouting upcoming opponents, analyzing game tape and producing gameday preparation videos. He also handled processing the Senators' day-to-day transactions with the league office.

The Massena, N.Y., native graduated from SUNY Cortland in 2008 and played two professional seasons with the United Hockey League's Elmira Jackals and the Southern Professional Hockey League's Jacksonville Barracudas.

Meacham and his wife, Lindsay, reside in Chicago.



KEVIN DELANEY

SKATING AND SKILLS DEVELOPMENT

Kevin Delaney is in his fifth season with the Blackhawks, specializing in skating and skills development.

A lifelong hockey player and coach, he is the founder of Delaney Hockey, one of the top programs in Illinois for developing youth, high school, junior, college and pro hockey talent. Delaney has held numerous coaching positions at the youth hockey level, earning distinctions with the Loyola Academy girls' team by winning back-to-back state championships in 2003 and 2004. He was named Blackhawk Alumni Billy Reay Coach of the

Year in 2005.

In addition to coaching, Delaney also worked as a player/instructor with the American Hearing Impaired Hockey Association (AHIHA). He graduated from Lake Forest College in 1992.



PETER AUBRY
DEVELOPMENTAL GOALTENDING COACH



MARK EATON
DEVELOPMENT COACH



YANIC PERREAULT
DEVELOPMENT COACH



DEREK PLANTE
DEVELOPMENT COACH



ANDERS SORENSEN
DEVELOPMENT COACH

2015 CUP	LEADERSHIP	PLAYERS	2014-15	OPPONENTS	TRADITION	RECORDS	PLAYOFFS	HISTORY	MINORS	NHL	MEDIA
----------	------------	---------	---------	-----------	-----------	---------	----------	---------	--------	-----	-------




MIKE GAPSKI

HEAD ATHLETIC TRAINER

Mike Gapski is in his 29th year with the Chicago Blackhawks. A Chicago native, Gapski fulfilled a lifelong dream of working for his hometown NHL team when he earned the Blackhawks Head Athletic Trainer position in 1987. On Nov. 23, 2013, Gapski worked his 2,000th NHL game against the Vancouver Canucks.

A graduate of Chicago's St. Rita High School, Gapski attended Daley Junior College before receiving an undergraduate degree in physical education with honors from the University of Illinois-Chicago in 1982. He stayed at UIC for five years, serving as assistant athletic trainer for three years and head trainer for the final two years. While at UIC he provided athletic healthcare coverage for all of the Flames sports teams, and in 2011 UIC awarded him a Lifetime Achievement Award. Gapski was honored to serve as athletic trainer for the 1991 and 2003 NHL All-Star Games and for Team Canada at the 1991 Canada Cup.

Gapski, who was inducted into the St. Rita High School Hall of Fame in April 2015, is a certified member of the National Athletic Trainers' Association. His hobbies include cooking and gardening. Gapski and his wife, Lynne, have four children, Michael, Steven, Gillian and Ryan, and reside in the south suburbs.



PAWEŁ PRYLINSKI

MASSAGE THERAPIST

Paweł Prylinski is in his 23rd year with the Blackhawks. A native of Kalisz, Poland, he earned his Master's Degree at the Academy of Physical Education in Poznań, Poland, majoring in education while minoring in coaching and therapeutic massage. Prylinski moved to Chicago in 1981 and earned his professional certification at the Chicago School of Massage Therapy.

Prylinski joined the Blackhawks in 1991 and became only the fourth such therapist on an NHL club. Prior to joining the Blackhawks, he was a massage therapist at a Chicago health club and also had a successful private practice.

Prylinski and his two children, Gabriela and Ryan, reside in the western suburbs.



JEFF THOMAS

ASSISTANT ATHLETIC TRAINER

Jeff Thomas is in his 13th season with the Chicago Blackhawks as Assistant Athletic Trainer after joining the organization in 2003. He previously served as Intern-Assistant Athletic Trainer with the National Basketball Association's Atlanta Hawks during the 2002-03 season.

A native of the Pacific Northwest, Thomas began his career as a summer athletic training intern with the National Football League's San Francisco 49ers and Seattle Seahawks. In the 1999-2000 season, Thomas also served as seasonal athletic training intern for the Chicago Bears.

Thomas holds degrees from Oregon State University and Syracuse University.



MICHAEL A. TERRY, M.D.
HEAD TEAM PHYSICIAN, ORTHOPAEDICS



BRADLEY MERK, M.D.
TEAM PHYSICIAN, ORTHOPAEDICS



ANGELO COSTAS, M.D.
TEAM PHYSICIAN, INTERNAL MEDICINE



ARI LEVY, M.D.
TEAM PHYSICIAN, INTERNAL MEDICINE



GEORGE CHIAMPAS, D.O.
TEAM PHYSICIAN, EMERGENCY MEDICINE



RUSS BAER, D.D.S.
TEAM DENTIST



MARTIN MARCUS, D.D.S.
TEAM DENTIST



MICHAEL MARCUS, D.D.S.
TEAM DENTIST



JAMES F. GARY, L.C.P.C.
MENTAL SKILLS COACH



JULIE BURNS, M.S., R.D., C.C.N.
NUTRITIONIST



BRIAN ALLEN, D.C.
CHIROPRACTOR



STUART YOSS, D.C.
CHIROPRACTOR

2015 CUP

LEADERSHIP

PLAYERS

2014-15

OPPONENTS

TRADITION

RECORDS

PLAYOFFS

HISTORY

MINORS

NHL

MEDIA



TROY PARCHMAN

EQUIPMENT MANAGER

Troy Parchman is in his 21st year with the Chicago Blackhawks after joining the organization in 1994. A native of Moose Jaw, Saskatchewan, Parchman has more than 30 years of equipment management experience. He served as Equipment Manager for the University of Saskatchewan football and hockey teams from 1982 to 1988 while earning undergraduate degrees in physical education and sociology.

From 1988 to 1994, Parchman served as Equipment Manager for the Canadian national hockey team, where he worked consecutive World Championships from 1991 to 1994.

Parchman has received numerous professional honors, including being selected to provide equipment management services for Team Canada at the 1992 and 1994 Winter Olympic Games, as well as the 2003 NHL All-Star Game and 2004 World Championship. He and his wife, Whitney, have a son, Evan, and reside in the suburbs.



JIM HEINTZELMAN

ASSISTANT EQUIPMENT MANAGER

Jim Heintzelman is in his second season as Assistant Equipment Manager and his seventh season overall with the Blackhawks.

Before joining the Blackhawks, Heintzelman spent two seasons as the head equipment manager with the team's American Hockey League affiliate in Rockford. He arrived in Rockford after spending 10 seasons with the AHL's Grand Rapids Griffins.



JEFF UYENO

EQUIPMENT ASSISTANT

Jeff Uyeno is in his 19th season with the Chicago Blackhawks equipment staff and second as Equipment Manager after being named to the position on July 1, 2014. Before joining the Blackhawks, Uyeno worked as Equipment Manager for the U.S. National Sled Hockey Team from 2002 to 2004. He also worked as the Head Coach for the Rehabilitation Institute of Chicago Blackhawks Sled Hockey Team from 2001 to 2006.

Uyeno and his wife, Jill, reside in Glenview and have one daughter, Jordan.



D.J. KOGUT

EQUIPMENT ASSISTANT

D.J. Kogut is in his second season as Blackhawks Equipment Assistant after being named to the position in January 2015.

Before joining the Wolves, Kogut served as the Rockford IceHogs' Assistant Equipment Manager for the 2013-14 season. The Bartlett, Ill., native acted in the same capacity during the 2012-13 season with the Peoria Rivermen. Kogut also worked with the Wolves as the visiting locker room attendant from 2003 to 2011.

D.J.'s father, Craig, has been the Wolves' Head Equipment Manager since the team's

inception in 1994.



TED DENT

HEAD COACH

Ted Dent is in his fifth season as Head Coach of the American Hockey League's Rockford IceHogs and his 10th overall campaign as a coach for the Blackhawks' AHL affiliate, which includes nine seasons in Rockford. During his first four seasons as Head Coach of the IceHogs, Dent helped guide the club to a 158-118-14-14 (.520) record and is the franchise's all-time leader in games coached (304) and wins. The team returned to the Calder Cup Playoffs in 2015, sweeping the defending Calder Cup Champion Texas Stars in three games in the first round before falling to the Grand Rapids Griffins in the second round.

Dent has been instrumental in helping develop dozens of players who were called up from Rockford to Chicago during the past eight seasons, including current Stanley Cup-winning Blackhawks Bryan Bickell, Corey Crawford, Scott Darling, Niklas Hjalmarsson, Joakim Nordstrom, Andrew Shaw, Teuvo Teravainen and Kris Versteeg. Six players skated for both the IceHogs and Blackhawks in 2014-15 and helped Chicago earn the organization's third Stanley Cup in six seasons. Overall, 22 former IceHogs have their names engraved on the Stanley Cup after playing under Dent in Rockford. Last season, five IceHogs players made their NHL debuts with Chicago, and a total of 11 skaters saw time with the parent club.

Working alongside former Head Coaches Mike Haviland and Bill Peters from 2006 to 2011, the IceHogs posted a regular-season record of 216-145-17-22 and qualified for the Calder Cup Playoffs in four of five seasons.

Prior to joining the Blackhawks organization, Dent was the Head Coach of the ECHL's Columbia Inferno for the 2005-06 season. During the 2004-05 campaign, Dent was an Assistant Coach with the ECHL Kelly Cup champion Trenton Titans.

Dent played parts of four seasons in professional hockey. His best season came in 1993-94, when he potted 84 points in 67 games with the ECHL's Johnstown Chiefs. In 194 career games at the professional level, Dent totaled 198 points.

Dent played his college hockey at St. Lawrence University, graduating with a B.S. in sports management in 1992. During his time at St. Lawrence, the Saints won the ECAC Championship in 1989 and 1992, advancing to the NCAA tournament both seasons.

After Dent's playing career ended, he worked with the Washington Capitals as a Video Coordinator from 1999 to 2004. In this role, Dent was responsible for pre-scouting upcoming opponents, working closely with the assistant coaches on the penalty kill along with preparing and breaking down video for system meetings.

Dent and his wife, Katherine, have three children: Dylan, Morgan and Paige.



MARK OSIECKI

ASSOCIATE COACH

Mark Osiecki is in his third season with the Rockford IceHogs and his second as Associate Coach.

Osiecki most recently served as Head Coach at The Ohio State University from 2010 to 2013, where he posted a 46-50-16 record. Prior to joining OSU, Osiecki spent six seasons as an Assistant Coach at the University of Wisconsin (2004-10), seven seasons as Head Coach and General Manager of the United States Hockey League's Green Bay Gamblers (1997-04) and one season as an Assistant Coach at the University of North Dakota (1996-97).

The Burnville, Minn., native has also held various coaching titles with USA Hockey, most recently Head Coach of Team USA for the 2015 World Junior Championship. He earned gold medals with the 2010 and 2013 World Junior Championship squads and a bronze medal in 2011.

Osiecki appeared in 93 career National Hockey League games with Calgary, Ottawa, Winnipeg and Minnesota from 1991 to 1993. He also spent parts of five seasons with Salt Lake, Kalamazoo, Detroit and Minnesota of the International Hockey League (1990-95). Osiecki represented the United States at the 1992 World Championship, appearing in six games during the tournament.

2015 CUP

LEADERSHIP

PLAYERS

2014-15

OPPONENTS

TRADITION

RECORDS

PLAYOFFS

HISTORY

MINORS

NHL


MEDIA

ROCKFORD COACHING/SUPPORT STAFF


2015 CUP	LEADERSHIP	PLAYERS	2014-15	OPPONENTS	TRADITION	RECORDS	PLAYOFFS	HISTORY	MINORS	NHL	MEDIA
----------	------------	---------	---------	-----------	-----------	---------	----------	---------	--------	-----	-------



ADAM GILL
VIDEO COACH




SHANE LAWSON
STRENGTH AND CONDITIONING COACH



D.J. JONES, M.S., A.T.C.
HEAD ATHLETIC TRAINER



RUSS HOLDEN
HEAD EQUIPMENT MANAGER



BRIAN SCHMIDT
ASSISTANT EQUIPMENT MANAGER



CHICAGO BLACKHAWKS

PLAYERS

ARTEM
ANISIMOV

CENTER • 15

SHOOTS: **LEFT**HEIGHT: **6'4"** WEIGHT: **198**BIRTHDATE: **MAY 24, 1988**BIRTHPLACE: **YAROSLAVL, RUSSIA**

DRAFT POSITION

New York Rangers' second-round selection (54th overall) in the 2006 National Hockey League Draft.

CAREER TRANSACTIONS


Traded by NYR with Brandon Dubinsky, Tim Erixon and a first-round pick in the 2013 NHL Draft to CBJ on July 8, 2011, in exchange for Rick Nash, Steven Delisle and a conditional third-round selection in the 2013 draft ... Traded by CBJ with Marko Dano, Corey Tropp, Jeremy Morin and a fourth-round selection in the 2016 NHL Draft to CHI on June 30, 2015, in exchange for Brandon Saad, Alex Broadhurst and Michael Paliotta.

CAREER HIGHLIGHTS

Tallied a career-high 44 points, including a career-high 26 assists, with NYR in 82 games during the 2010-11 regular season ... Registered a career-high 22 goals in 2013-14 with CBJ ... Recorded a career-best four-game goal streak (5G) from Feb. 27-March 3, 2014, with CBJ ... Skated in his 400th career NHL game with CBJ on March 18, 2015, vs. EDM ... Selected to the KHL All-Star Game in 2012-13 while with Lokomotiv Yaroslavl ... Captured a gold medal with Team Russia at the 2014 IIHF World Championship, and has won silver twice (2013, 2015).

CAREER

2014-15: Tallied 27 points (7G, 20A) in 52 regular-season games with CBJ ... Paced the team with three shorthanded points (3A) ... Recorded two game-winning goals ... Totaled two four-game point streaks ... Scored in back-to-back games to begin the season (Oct. 9 at BUF, Oct. 11 vs. NYR) ... Skated in his 400th career NHL game on March 18 vs. EDM ... Missed 23 games due to a torn triceps (Nov. 14-Jan. 27). **2013-14:** Registered 39 points, including a career-high 22 goals, in 81 regular-season games with CBJ ... Ranked second on the team in goals (22) and tied for fifth in points ... Paced club forwards in blocked shots (55) and all skaters in takeaways (51) ... Tallied two four-game point streaks ... Notched 2 SHG ... Posted a career-best 16:35 of ice time per game ... Recorded a career-long four-game goal streak (5G) from Feb. 27-March 3 ... Set a franchise record by scoring the GWG in three consecutive games (March 1-4) ... Named NHL's Second Star of the Week ending March 10 ... Totaled three points (1G, 2A) in six Stanley Cup Playoffs tilts. **2012-13:** Collected 18 points (11G, 7A) over 35 regular-season games in his first season with CBJ ... Scored 3 GWG ... Potted a goal in the season opener on Jan. 19 at NSH ... Notched 29 points (12G, 17A) in 36 games for Lokomotiv Yaroslavl in the Kontinental Hockey League ... Honored as the KHL's Forward of the Month in November ... Selected to the KHL All-Star Game. **2011-12:** Amassed 36 points (16G, 20A) in 79 regular-season tilts with NYR ... Recorded a career-best four power-play goals ... Notched a career-long three-game multi-assist streak (6A) from Nov. 5-9 ... Registered a three-game goal streak (Dec. 3-8, 3G) and a four-game point streak (Dec. 1-8, 3G, 2A) ... Tallied seven points (3G, 7A) in 20 Stanley Cup Playoffs games, including three multi-point games. **2010-11:** Tallied a career-high 44 points, including 26 assists, in 82 regular-season games with NYR ... Tied for third on the team in assists and ranked fifth in points ... Recorded a career-best eight power-play points (3G, 5A) and 190 shots on goal ... Posted a career-best four points (4A) on Jan. 19 vs. TOR ... Collected a season-long four-game point streak (2G, 4A) from March 15-22 ... Potted one goal in five postseason games. **2009-10:** Recorded 28 points (12G, 16A) over 82 regular-season games in his first full campaign with NYR ... Ranked sixth on the team in goals and eighth in points ... Tallied his first career three-point game (1G, 2A) on Nov. 23 vs. CBJ ... Ended the season with a four-game assist streak (April 6-11). **2008-09:** Appeared in one regular-season game with the New York Rangers, marking his NHL debut, on Feb. 3 vs. ATL ... Made his Stanley Cup Playoffs



CAREER HIGHS

SOG	7	THREE TIMES
GOALS	2	FIVE TIMES
ASSISTS	4	TOR 01/19/11
POINTS	4	TOR 01/19/11
PIM	16	TBL 12/08/11

ANISIMOV VS. NHL

	GP	G	A	PTS	PIM
ANA	9	3	3	6	6
ARI	9	1	2	3	0
BOS	16	2	1	3	2
BUF	18	4	4	8	6
CGY	10	3	2	5	2
CAR	19	3	6	9	2
CHI	10	4	3	7	4
COL	8	1	1	2	2
CBJ	3	2	2	4	0
DAL	7	4	1	5	4
DET	11	2	1	3	2
EDM	10	4	2	6	6
FLA	16	2	3	5	2
LAK	10	2	4	6	4
MIN	9	1	2	3	4
MTL	17	3	6	9	4
NSH	11	3	0	3	0
NJD	24	4	7	11	4
NYI	25	3	7	10	10
NYR	7	3	2	5	2
OTT	18	1	3	4	6
PHI	25	6	8	14	8
PIT	26	8	3	11	2
SJS	8	1	4	5	0
STL	12	4	1	5	4
TBL	16	3	6	9	20
TOR	16	4	10	14	6
VAN	9	1	3	4	2
WSH	17	3	4	7	4
WPG	16	1	5	6	8
TOTAL	412	86	106	192	126

CAREER (CONT.)

debut against WSH in Game 7 of the Eastern Conference Quarterfinals ... Paced the American Hockey League's Hartford Wolf Pack with 81 points (37G, 44A) over 80 regular-season games ... Selected to participate in the AHL All-Star Game ... Scored two goals in six postseason games with Hartford. **2007-08:** Registered 43 points (16G, 27A) in his North American debut with Hartford ... Potted one goal in five AHL playoff games. **2006-07:** Skated in 39 games for the Russian Superleague's Lokomotiv Yaroslavl, tallying 10 points (2G, 8A) ... Also recorded five points (4G, 1A) for Lokomotiv Yaroslavl-2 ... Totaled five points (3G, 2A) in seven playoff games with Yaroslavl. **2005-06:** Made his professional debut with Yaroslavl, recording one assist in 10 regular-season games ... Ranked fourth on Yaroslavl-2 with 27 points (15G, 12A) in 32 regular-season games. **2004-05:** Tallied eight points (3G, 5A) in 24 regular-season games for Yaroslavl-2.

INTERNATIONAL CAREER

Won a silver medal with Team Russia at the 2015 IIHF World Championship in Prague/Ostrava, recording four points (1G, 3A) in 10 games ... Appeared in five games for Team Russia in the 2014 Winter Olympics in Sochi ... Captured a gold medal with Team Russia at the 2014 World Championship in Belarus, tallying four points (1G, 3A) in 10 games ... Tallied one assist in eight games for Team Russia at the 2013 World Championship in Stockholm/Helsinki ... Notched three points (1G, 2A) over nine games en route to earning a silver medal for Team Russia at the 2010 World Championship in Cologne/Mannheim/Gelsenkirchen ... Won a bronze medal with Team Russia at the 2008 World Junior Championship in Pardubice/Liberec, recording four points (1G, 3A) in seven games ... Totaled three points (2G, 1A) in six games and won a bronze medal with Team Russia at the 2007 World Junior Championship in Leksand/Mora ... Notched five points (3G, 2A) in six games for Team Russia at the 2006 World U18 Championship in Angelholm/Halmstad.

CAREER STATISTICS

SEASON	TEAM	LEAGUE	REGULAR SEASON						PLAYOFFS					
			GP	G	A	PTS	+/-	PIM	GP	G	A	PTS	+/-	PIM
2004-05	Lokomotiv Yaroslavl-2	Russia-3	24	3	5	8	-	10	-	-	-	-	-	-
2005-06	Lokomotiv Yaroslavl	RSL	10	0	1	1	-	4	-	-	-	-	-	-
	Lokomotiv Yaroslavl-2	Russia-3	32	15	12	27	-	28	-	-	-	-	-	-
2006-07	Lokomotiv Yaroslavl-2	Russia-3	2	2	0	2	-	0	-	-	-	-	-	-
	Lokomotiv Yaroslavl	RSL	39	2	8	10	-	26	7	3	2	5	0	4
	Russia	WJC	6	2	1	3	-	4	-	-	-	-	-	-
2007-08	Hartford	AHL	74	16	27	43	16	30	5	1	0	1	2	2
	Russia	WJC	7	1	3	4	-	6	-	-	-	-	-	-
2008-09	NY RANGERS	NHL	1	0	0	0	0	0	1	0	0	0	0	0
	Hartford	AHL	80	37	44	81	12	50	6	2	0	2	-4	0
2009-10	NY RANGERS	NHL	82	12	16	28	-2	32	-	-	-	-	-	-
2010-11	NY RANGERS	NHL	82	18	26	44	3	20	5	1	0	1	2	0
2011-12	NY RANGERS	NHL	79	16	20	36	12	34	20	3	7	10	1	4
2012-13	COLUMBUS	NHL	35	11	7	18	-6	12	-	-	-	-	-	-
	Lokomotiv Yaroslavl	KHL	36	12	17	29	-	22	-	-	-	-	-	-
	Russia	WC	8	0	1	1	2	6	-	-	-	-	-	-
2013-14	COLUMBUS	NHL	81	22	17	39	-2	20	6	1	2	3	-2	4
	Russia	OLY	5	0	0	0	-1	2	-	-	-	-	-	-
	Russia	WC	10	1	3	4	7	0	-	-	-	-	-	-
2014-15	COLUMBUS	NHL	52	7	20	27	-6	8	-	-	-	-	-	-
	Russia	WC	10	1	3	4	2	4	-	-	-	-	-	-
NHL TOTALS			412	86	106	192	-1	126	32	5	9	14	1	8

2015 CUP

LEADERSHIP

PLAYERS

2014-15

OPPONENTS

TRADITION

RECORDS

PLAYOFFS

HISTORY

MINORS

NHL

MEDIA

BRYAN BICKELL

LEFT WING • 29


SHOOTS: **LEFT**

HEIGHT: **6'4"** WEIGHT: **223**

BIRTHDATE: **MARCH 9, 1986**

BIRTHPLACE: **BOWMANVILLE, ONTARIO**

HOMETOWN: **ORONO, ONTARIO**



DRAFT POSITION

Blackhawks' second-round selection (41st overall) in the 2004 National Hockey League Draft.

CAREER HIGHLIGHTS

Recorded NHL career highs in goals (17), assists (20) and points (37) in the 2010-11 regular season ... Set an NHL career-long six-game point streak (4G, 3A) from Dec. 13-26, 2010 ... Logged a career-high 19:32 of ice time on Oct. 22, 2011 vs. COL ... Compiled a career-long four-game goal streak (4G) from Oct. 19-26, 2013 ... Tallied postseason career highs in goals (9), assists (8) and points (17) in 2013 ... Won the Stanley Cup in 2013 and 2015 with Chicago and was a member of the 2010 Cup-winning team.

CAREER

2014-15: Registered 28 points (14G, 14A) in 80 regular-season games ... Ranked fourth on the team with 38 penalty minutes and paced the club with 205 hits ... Tallied six multi-point outings, including his second career two-goal game ... Skated in his 300th NHL game on Nov. 23 at VAN ... Recorded a season-high 19:07 of ice time on Jan. 18 vs. DAL ... Posted a season-most five shots on goal on Feb. 3 at MIN ... Notched five assists in 18 postseason games en route to the 2015 Stanley Cup championship ... Led the league with 103 hits. **2013-14:** Tallied 15 points (11G, 4A) in 59 regular-season games with Chicago ... Skated in a season-high 18:26 of ice time on Oct. 5 vs. TBL ... Scored goals in a career-long four straight games (4G) from Oct. 19-26 ... Tallied his 100th career point (1G) on Feb. 3 at LAK ... Scored his 50th NHL goal on March 6 vs. CBJ ... Recorded a season-high 7 PIM on March 18 at PHI ... Posted a season-high five shots on goal on April 4 at CBJ ... Missed 20 games due to injury (Nov. 21-Dec. 15, March 21-30) ... Recorded 10 points (7G, 3A) in 19 Stanley Cup Playoffs games ... Ranked third on the team in goals ... Ranked third in the NHL with a team-high 80 hits ... Equalled a postseason career-long five-game point streak (5G, 3A) from April 23-May 4 ... Tallied a playoff career-best six shots on goal on April 27 vs. STL ... Set a postseason career high with three points (1G, 2A) on May 4 vs. MIN. **2012-13:** Split the season between Chicago and Orli Znojmo of the Austrian League ... Shared sixth on Chicago with 23 points (9G, 14A) in 48 regular-season games ... Posted a career-best +12 plus/minus rating ... Matched a career-high three assists on March 16 at DAL ... Netted a career-best two goals on March 5 vs. MIN ... Paced the club with 108 hits ... Posted a season-long three-game point streak (2G, 1A) from April 4-7 ... Ranked second on Orli Znojmo with 27 points in 28 regular-season games ... Shared the team lead with 18 assists ... Notched four assists on Oct. 19 ... Set career highs in every statistical category in 23 playoff games en route to the 2013 Stanley Cup championship ... Ranked second on the club and fifth in the league with 17 points ... Shared second on the team with nine goals, including two game-winning goals ... Paced the club with 85 hits ... Ranked fifth in the NHL with a team-high eight road points and ranked second in the league with club-best five road goals ... Set a postseason career-long five-game point streak (3G, 4A) from June 1-8 ... Posted nine hits in a career-high 28:18 of ice time in Game 1 of the Stanley Cup Final vs. BOS on June 12 ... Notched the game-tying goal with 1:16 remaining in the third period of Game 6 of the Stanley Cup Final at BOS on June 24. **2011-12:** Registered 24 points (9G, 15A) in 71 regular-season contests with the Blackhawks ... Paced club forwards and ranked second on the team with 128 hits ... Notched two multi-point outings, registering two points (1G, 1A) vs. MTL on Dec. 21 and an NHL career-best three points (1G, 2A) on March 18 vs. WSH ... Recorded four points (2G, 2A) over a season-long four-game point streak from Oct. 8-18 ... Posted a career-high 7 SOG on March 31 at NSH ... Logged a regular-season career-high 19:32 of ice time vs. COL on Oct. 22 ... Shared the team lead with two goals in six postseason appearances in the Western Conference Quarterfinals vs. ARI ... Paced Blackhawks skaters with 32



CAREER HIGHS

SOG	7		TWICE
GOALS	2	MIN	03/05/13
ASSISTS	3	@ DAL	03/16/13
POINTS	3		TWICE
PIM	17	CGY	12/18/11

BICKELL VS. NHL

	GP	G	A	PTS	PIM
ANA	17	2	0	2	9
ARI	15	3	4	7	6
BOS	6	2	0	2	0
BUF	6	0	1	1	2
CGY	17	1	2	3	21
CAR	5	1	1	2	2
COL	21	5	3	8	20
CBJ	21	5	7	12	9
DAL	17	3	8	11	4
DET	26	3	2	5	8
EDM	16	3	2	5	8
FLA	6	1	1	2	0
LAK	16	2	3	5	2
MIN	20	8	2	10	6
MTL	6	1	3	4	0
NSH	26	7	8	15	13
NJD	6	2	0	2	0
NYI	5	0	1	1	4
NYR	5	0	1	1	0
OTT	5	1	1	2	2
PHI	4	1	1	2	12
PIT	5	2	0	2	4
SJS	18	3	2	5	20
STL	26	4	8	12	11
TBL	7	1	1	2	0
TOR	5	2	1	3	4
VAN	16	1	2	3	6
WSH	6	1	2	3	4
WPG	10	0	1	1	9
TOTAL	359	65	68	133	186

CAREER (CONT.)

hits ... Netted his first career multi-point playoff game with a power-play goal and his first NHL overtime tally (regular and postseason) in Game 2 on April 14. **2010-11:** Recorded NHL career highs in almost every statistical category in 78 regular-season games in his first full NHL campaign ... Ranked ninth among NHL rookies with a career-best 17 goals and shared 12th with 37 points ... Matched a professional career high with 20 assists ... Finished with 178 hits, second among club forwards ... Posted four multi-point efforts, all consisting of one goal and one assist ... Fired a career-high 7 SOG on March 5 at MTL ... Set an NHL career-long six-game point streak from Dec. 13-26 (4G, 3A), including a three-game goal streak (3G) from Dec. 13-17 ... Posted the first multi-point game of his NHL career with two points (1G, 1A) on Dec. 8 vs. DAL ... Missed one game due to injury (March 17) ... Recorded four points (2G, 2A) in five games vs. VAN in the 2011 WCQF ... Tallied two points (1G, 1A) in Game 4 on April 19. **2009-10:** Posted four points (3G, 1A) in 16 regular-season contests with the Blackhawks ... Netted the GWG in a 1-0 win at VAN on Nov. 22 for his first goal of the season ... Recorded one assist and 2 PIM in four contests in his Stanley Cup Playoffs debut ... Registered his first NHL postseason point (1A) in Game 4 of the WCQF on April 22 at NSH ... Ranked fifth on the American Hockey League's Rockford IceHogs with 16 goals and added 15 assists in 65 games ... Tallied a season-high three points (1G, 2A) on Feb. 3 vs. Grand Rapids. **2008-09:** Limited to just 42 regular-season games with Rockford due to injury ... Notched 14 points (6G, 8A) and 60 PIM with the IceHogs ... Picked up a pair of assists in four playoff games with Rockford. **2007-08:** Held scoreless and posted 2 PIM in four games with the Blackhawks ... Ranked third on Rockford with 19 goals and sixth with 20 assists and 39 points, all professional career highs, in 73 regular-season contests ... Shared fourth on the club with six power-play goals ... Recorded professional career highs with four points (2G, 2A) and a +5 rating on April 5 vs. San Antonio, one of five multi-point outings on the season ... Posted a career-long six-game point streak (2G, 4A) from Dec. 15-26 ... Posted three assists and five points in 12 Calder Cup Playoffs games, including two assists and three points on May 3 vs. Chicago. **2006-07:** Made his NHL debut, notching his first two career goals in three tilts with the Blackhawks ... Recorded a goal in his debut on April 5 vs. DET in a 3-2 shootout win ... Netted his second goal in his third outing on April 8 at DAL ... Notched 10 goals, 15 assists, 25 points and 66 PIM in 48 contests with the AHL's Norfolk Admirals ... Dished out an AHL career-high three assists in his first professional contest on Oct. 14 vs. Springfield ... Started his professional career with four points in four straight games (2G, 6A) ... Matched a season high with three points (1G, 2A) on Jan. 13 vs. Albany. **2005-06:** Split his final junior season with the Ottawa 67's and Windsor Spitfires of the Ontario Hockey League, tallying a junior career-best 83 points (45G, 38A) in 67 regular-season games combined ... Led Windsor with 17 goals ... Ranked second in assists (16) and points (33) in 26 contests ... Paced the Spitfires with five goals and ranked second with 10 points in seven playoff outings ... Ranked third on the club in goals (28) and fifth in points (50). **2004-05:** Ranked sixth on Ottawa with 54 points (22G, 32A) ... Tied for fifth with an OHL career-high 95 PIM ... Helped the 67's to the OHL Final and a berth in the Memorial Cup with 12 assists, 17 points and 32 PIM in 21 postseason contests. **2003-04:** Shared third on Ottawa with 20 goals and ranked ninth with 36 points in 58 regular-season contests ... Tallied three goals and racked up 11 PIM in seven playoff outings. **2002-03:** Made his OHL debut, totaling seven goals and 17 points in 50 regular-season outings, both third-best among Ottawa rookies ... Recorded eight points (5G, 3A) and 12 PIM in 20 postseason tilts to help Ottawa reach the OHL Final.

CAREER STATISTICS

SEASON	TEAM	LEAGUE	REGULAR SEASON							PLAYOFFS					
			GP	G	A	PTS	+/-	PIM		GP	G	A	PTS	+/-	PIM
2000-01	Toronto	GTHL	68	24	26	50	-	20		5	3	1	4	0	4
2001-02	Toronto	GTHL	65	31	41	72	-	76		2	2	2	4	0	0
2002-03	Ottawa	OHL	50	7	10	17	11	4		20	5	3	8	8	12
2003-04	Ottawa	OHL	59	20	16	36	-9	76		7	3	0	3	-1	11
2004-05	Ottawa	OHL	66	22	32	54	12	95		21	5	12	17	3	32
	Ottawa	M-CUP	4	0	1	1	-	4		-	-	-	-	-	-
2005-06	Ottawa	OHL	41	28	22	50	6	41		-	-	-	-	-	-
	Windsor	OHL	26	17	16	33	13	19		7	5	5	10	-2	10
2006-07	CHICAGO	NHL	3	2	0	2	1	0		-	-	-	-	-	-
	Norfolk	AHL	48	10	15	25	14	66		2	0	0	0	-2	0
2007-08	CHICAGO	NHL	4	0	0	0	-1	2		-	-	-	-	-	-
	Rockford	AHL	73	19	20	39	1	52		12	2	3	5	2	11
2008-09	Rockford	AHL	42	6	8	14	8	60		4	0	2	2	-1	4
2009-10	CHICAGO	NHL	16	3	1	4	4	5		4	0	1	1	3	2
	Rockford	AHL	65	16	15	31	-6	58		-	-	-	-	-	-
2010-11	CHICAGO	NHL	78	17	20	37	6	40		5	2	2	4	4	0
2011-12	CHICAGO	NHL	71	9	15	24	-3	48		6	2	0	2	-1	4
2012-13	Znojmo Orli HC	Austria	28	9	18	27	-	14		-	-	-	-	-	-
	CHICAGO	NHL	48	9	14	23	12	25		23	9	8	17	11	14
2013-14	CHICAGO	NHL	59	11	4	15	-6	28		19	7	3	10	1	8
2014-15	CHICAGO	NHL	80	14	14	28	5	38		18	0	5	5	3	14
NHL TOTALS			359	65	68	133	18	186		75	20	19	39	21	42

COREY CRAWFORD

GOALTENDER • 50

CATCHES: **LEFT**

HEIGHT: **6'2"** WEIGHT: **216**

BIRTHDATE: **DEC. 31, 1984**

BIRTHPLACE: **MONTREAL, QUEBEC**

HOMETOWN: **CHÂTEAUGUAY, QUEBEC**



DRAFT POSITION


Blackhawks' second-round selection (52nd overall) in the 2003 National Hockey League Draft.

CAREER HIGHLIGHTS

Notched a career-best 1.94 goals-against average and .926 save percentage in 30 games during the 2012-13 regular season ... Posted career bests with 33 wins and four shutouts in 2010-11 ... Tied a Blackhawks rookie record with eight straight wins from Feb. 20-March 5, 2011 ... Two-time winner of the William M. Jennings Trophy (2013, 2015) as the goaltender on the club allowing the fewest goals in the NHL during the regular season ... Registered postseason career highs with a 16-7 record, 1.84 GAA and .932 SV% in 23 games during the 2013 Stanley Cup Playoffs ... Holds the franchise record for minutes in a single playoff season (1,504, in 2013) ... Shares the franchise record with 45 postseason wins (T. Esposito) ... Named to the 2010-11 All-Rookie team ... Won the Stanley Cup in 2013 and 2015 with Chicago.

CAREER

2014-15: Posted a 32-20-5 record with a 2.27 goals-against average, .924 save percentage and two shutouts in 57 regular-season games ... Helped Chicago tie Montreal for the William M. Jennings Trophy with an NHL-low 189 goals allowed, as well as record a franchise-best .925 SV% ... Ranked sixth in the NHL in SV% ... Became the fourth goaltender in franchise history to post four 30-win seasons ... Passed J. Thibault for fourth in all-time Blackhawks wins on Feb. 15 vs. PIT ... Earned the win in his first career All-Star Game on Jan. 25 at Nationwide Arena in Columbus ... Registered regular-season career highs in shots faced (47) and saves (46) on March 6 vs. EDM ... Posted a 13-6 record in 20 Stanley Cup Playoffs games en route to the 2015 Stanley Cup championship ... Compiled a 2.23 GAA and .911 SV% ... Saved all 13 shots faced in relief on April 25 vs. NSH in the series-clinching game ... Turned aside 30 shots on May 5 at MIN for his fourth career postseason shutout ... Recorded postseason career highs in shots faced (62) and saves (60) on May 19 at ANA in the longest game in franchise history, a 3-2 triple-overtime win ... Stopped all 25 shots on goal on June 15 vs. TBL to clinch the 2015 Stanley Cup Finals with his fifth career playoff shutout ... His 45 career postseason wins share the franchise lead (T. Esposito). **2013-14:** Posted a 32-16-10 record, 2.26 GAA and .917 SV% in 59 games (56 starts) with Chicago, marking his third career 30-win season ... Made a season-high 40 saves on 42 shots on Jan. 5 vs. SJS ... Recorded his first shutout of the season on Feb. 5 at ANA, stopping all 29 shots he faced ... Notched two four-game win streaks (Nov. 6-14, Nov. 21-29) ... Collected his 100th career victory on Nov. 29 at DAL, becoming the eighth netminder in franchise history to reach the 100-win mark with the Blackhawks ... Tallied an assist on Oct. 5 vs. TBL ... Missed 10 games due to injury (Dec. 10-30) ... Posted an 11-8 record in 19 Stanley Cup Playoffs games ... Compiled a 2.53 GAA and .912 SV% ... Turned aside all 34 shots he faced on April 21 vs. STL for his third career postseason shutout ... Stopped 25 of 26 shots on May 18 vs. LAK for his 30th career playoff victory. **2012-13:** Combined with netminder Ray Emery to win their first Jennings Trophy as the goaltenders on the club allowing the fewest goals in the NHL during the 2012-13 season ... Posted a 19-5-5 record in 30 games played (28 starts), with a 1.94 GAA, .926 SV% and three shutouts ... Ranked third in the league in GAA and fifth in SV% (min. 10 GS) ... Shared second in the NHL with 11 road wins ... Notched his first shutout of the season on Feb. 10 at NSH, posting 17 saves ... Made a season-high 33 saves on March 31 vs. DET ... Missed three games due to injury (Feb. 15-22) ... Registered career highs in nearly every statistical category in 23 postseason games en route to the 2013 Stanley Cup championship ... Posted a 16-7 record ... Set a franchise record for minutes in a single playoff season (1,504) ... Paced the NHL with a 1.84 GAA (min. 3 GP) and notched



CAREER HIGHS

SHOTS FACED	47	EDM	03/06/15
SAVES	46	EDM	03/06/15
GA	6	VAN	11/06/11
CAREER SHUTOUTS:	12		

CRAWFORD VS. NHL

	GP	MIN	W-L-OTL	SV%
ANA	15	861	9-4-1	.926
ARI	10	564	5-2-2	.898
BOS	5	282	1-3-1	.903
BUF	5	299	5-0-0	.933
CGY	9	517	4-2-3	.895
CAR	7	424	5-2-0	.932
COL	14	755	4-8-2	.880
CBJ	14	807	10-3-1	.932
DAL	19	1,079	11-7-0	.900
DET	19	1,171	12-3-4	.938
EDM	13	673	6-5-0	.902
FLA	6	283	4-1-0	.942
LAK	11	621	7-4-0	.904
MIN	15	869	7-5-2	.921
MTL	5	303	3-0-2	.954
NSH	17	978	9-7-1	.894
NJD	2	125	1-0-1	.958
NYI	4	246	3-0-1	.944
NYR	4	236	1-2-1	.931
OTT	2	94	2-0-0	.927
PHI	2	119	0-2-0	.894
PIT	5	313	4-1-0	.942
SJS	11	670	6-2-3	.928
STL	19	1,105	12-4-3	.917
TBL	4	254	1-1-2	.908
TOR	4	198	2-1-0	.889
VAN	12	726	6-3-3	.925
WSH	6	341	2-3-1	.883
WPG	9	496	5-4-0	.920
TOTAL	268	15,413	147-79-34	.917

CAREER (CONT.)

a .932 SV% ... Recorded his second career playoff shutout, making 25 saves on May 7 at MIN in Game 4 of the Western Conference Quarterfinals ... Won five consecutive games (May 25-June 2). **2011-12:** Posted a 30-17-7 record, .903 SV% and 2.72 GAA in 57 regular-season appearances ... Became the first Blackhawks netminder to post back-to-back 30-win seasons since Ed Belfour (1992-94) ... Ranked third in the NHL (min. 10 attempts) with an .815 SV% in the shootout (26 of 32), including a .833 mark (15 of 18) at the United Center ... Compiled a season-long five-game win streak (March 13-21) ... Stopped a season-high 41 shots on Nov. 3 at FLA ... Registered a 2-4 record in six postseason appearances vs. ARI in the 2012 WCQF ... Posted a 2.58 GAA and .893 SV% ... Played all 396 minutes of Chicago's postseason run. **2010-11:** Compiled a 33-18-6 record in 57 appearances (55 starts) in his first full season in the NHL ... His 33 wins were the most by a Blackhawks netminder since 2001 and the second-highest total since 1993-94 (E. Belfour, 37) ... Ranked eighth among NHL netminders with a 2.30 GAA and posted a .917 SV% ... Tied for the league lead among rookie goaltenders with a career-high four shutouts ... Started each of the Blackhawks' last 27 games of the season ... Surrendered two goals or fewer in 33 of his 57 appearances ... Stopped 16 of 19 shootout attempts, including 12 of the last 13 he faced ... Stopped a season-high 38 shots on March 13 at WSH ... Tied a Blackhawks rookie record with eight straight wins from Feb. 20-March 5 ... Honored as the NHL's Second Star for the week ending Feb. 27 ... Compiled a 176:09 shutout streak from Jan. 7-15, the longest by a Blackhawks netminder since Tony Esposito's stretch from Jan. 16-30, 1972 ... Won seven consecutive starts from Nov. 14-Dec. 8 ... Collected the first assist of his NHL career on April 8 at DET ... Compiled a .927 SV% and a 2.21 GAA, stopping 218 shots over seven games in the 2011 WCQF vs. VAN ... Made 36 stops in Game 5 on April 21 to record his first career postseason shutout. **2009-10:** Stopped 32 of 35 shots on March 17 at LAK in his only NHL appearance of the year ... Paced the American Hockey League's Rockford IceHogs with 24 wins (24-16-2) and posted a 2.67 GAA and .909 SV% in 45 regular-season appearances. **2008-09:** Held a spot on the Blackhawks active roster from Nov. 28-Dec. 8, but did not appear in any games ... Made his Stanley Cup Playoffs debut on May 24 in Game 4 of the Western Conference Final vs. DET, recording six saves on seven shots in 11:51 of action in relief ... Paced Rockford with 22 wins (22-20-3) and a .917 SV% while notching a 2.59 GAA in 47 regular-season appearances ... Tied for the team lead with two shutouts and held opponents to two or fewer goals in 24 of his 47 outings ... Posted a 0-2-0 mark with a 2.57 GAA and a .909 SV% in two Calder Cup Playoffs starts. **2007-08:** Appeared in five NHL games with Chicago, registering a 1-2-0 record with a 2.14 GAA and .929 SV% ... Notched his first career win and shutout with a 19-save performance vs. ANA ... Registered a season-high 44 saves on 46 shots in a 3-1 loss at DET on March 11 ... Posted a 29-19-5 record with a 2.83 GAA and .907 SV% in 55 regular-season games with Rockford ... Ranked third in the AHL with 29 victories ... Recorded three shutouts ... Backstopped all 12 of Rockford's Calder Cup Playoffs tilts, posting a 7-5-0 record with a 2.19 GAA and .924 SV%. **2006-07:** Ranked second in the AHL with a career-high 38 wins (38-20-2) and posted a 2.84 GAA and .909 SV% in 60 regular-season outings with the Norfolk Admirals ... Named the AHL's Goaltender of the Month for October ... Registered a 2-4-0 record with a 3.31 GAA and a .884 SV% in six postseason matchups. **2005-06:** Made his NHL debut with Chicago, posting a 0-0-1 record over two appearances ... Made his first NHL start on Feb. 2 at STL, posting 29 saves in a 6-5 shootout loss ... Led Norfolk goaltenders with 22 wins and 48 regular-season appearances. **2004-05:** Finished his junior career with the Quebec Major Junior Hockey League's Moncton Wildcats, notching a 28-16-6 record, a league-best six shutouts, a 2.47 GAA and .920 SV% in 51 regular-season games ... Posted a 6-6-0 mark in 12 postseason games. **2003-04:** Helped Moncton reach the President's Cup by leading the QMJHL with 35 regular-season victories (35-15-3) in 54 regular-season appearances ... Posted a league-best 13-6 record in 20 postseason games, with a 2.15 GAA and .940 SV%. **2002-03:** Recorded a 24-17-6 mark with a 2.73 GAA in 50 regular-season outings with Moncton ... Appeared in six playoff tilts, posting a 2-3-0 mark with a 3.97 GAA. **2001-02:** Made his QMJHL debut with Moncton, accruing a 9-20-3 record with a 3.74 GAA in 38 regular-season games.

CAREER STATISTICS

SEASON	TEAM	LEAGUE	REGULAR SEASON						PLAYOFFS					
			GP	MIN	GA	GAA	W-L-T/OTL	SO	GP	MIN	GA	GAA	W-L	SO
2000-01	Gatineau	GAAA	21	1,260	40	1.92	17-3-1	2	-	-	-	-	-	-
2001-02	Moncton	QMJHL	38	1,863	116	3.74	9-20-3	1	-	-	-	-	-	-
2002-03	Moncton	QMJHL	50	2,855	130	2.73	24-17-6	2	6	303	20	3.97	2-3	0
2003-04	Moncton	QMJHL	54	3,019	132	2.62	35-15-3	2	20	1,170	42	2.15	13-6	0
2004-05	Moncton	QMJHL	51	2,942	121	2.47	28-16-6	6	12	725	33	2.73	6-6	1
2005-06	CHICAGO	NHL	2	86	5	3.49	0-0-1	0	-	-	-	-	-	-
	Norfolk	AHL	48	2,734	134	2.94	22-23-1	1	1	17	1	3.49	0-0	0
2006-07	Norfolk	AHL	60	3,467	164	2.84	38-20-2	1	6	363	20	3.31	2-4	0
2007-08	CHICAGO	NHL	5	224	8	2.14	1-2-0	1	-	-	-	-	-	-
	Rockford	AHL	55	3,028	143	2.83	29-19-5	3	12	741	27	2.19	7-5	0
2008-09	CHICAGO	NHL	-	-	-	-	-	-	1	16	1	3.75	0-0	0
	Rockford	AHL	47	2,686	116	2.59	22-20-3	2	2	117	5	2.57	0-2	0
2009-10	CHICAGO	NHL	1	59	3	3.05	0-1-0	0	-	-	-	-	-	-
	Rockford	AHL	45	2,521	112	2.67	24-16-2	1	4	216	13	3.61	0-4	0
2010-11	CHICAGO	NHL	57	3,337	128	2.30	33-18-6	4	7	435	16	2.21	3-4	1
2011-12	CHICAGO	NHL	57	3,218	146	2.72	30-17-7	0	6	396	17	2.58	2-4	0
2012-13	CHICAGO	NHL	30	1,761	57	1.94	19-5-5	3	23	1,504	46	1.84	16-7	1
2013-14	CHICAGO	NHL	59	3,395	128	2.26	32-16-10	2	19	1,234	52	2.53	11-8	1
2014-15	CHICAGO	NHL	57	3,333	126	2.27	32-20-5	2	20	1,223	47	2.31	13-6	2
NHL TOTALS			268	15,413	601	2.34	147-79-34	12	76	4,807	179	2.23	45-29	5

2015 CUP

LEADERSHIP

PLAYERS

2014-15

OPPONENTS

TRADITION

RECORDS

PLAYOFFS

HISTORY

MINORS

NHL

MEDIA

TREVOR DALEY

DEFENSE • 6

SHOOTS: **LEFT**

HEIGHT: **5'11"** WEIGHT: **195**

BIRTHDATE: **OCT. 9, 1983**

BIRTHPLACE: **TORONTO, ONTARIO**



DRAFT POSITION

Dallas Stars' second-round selection (43rd overall) in the 2002 National Hockey League Draft.

CAREER TRANSACTIONS


Traded by DAL with Ryan Garbutt for Patrick Sharp and Stephen Johns to Chicago on July 10, 2015.

CAREER HIGHLIGHTS

Recorded career highs in goals (16), assists (22) and points (38) during the 2014-15 regular season ... Tallied a career-high three points (1G, 2A) on two occasions (Jan. 29, 2015, at OTT; Dec. 31, 2011, vs. BOS) ... Skated in his 700th career NHL game on Nov. 4, 2014, vs. LAK ... Recorded his 100th career assist on Nov. 12, 2011, at DET ... Scored a goal for his 100th career NHL point on March 23, 2010, at NSH.

CAREER

2014-15: Finished sixth on DAL with 22 assists and 38 points in 68 regular-season games ... Recorded career highs in almost every statistical category ... Ranked fifth among NHL defensemen with 16 goals ... Led club defensemen in goals and finished second in points and third in assists ... Shared seventh among league blueliners and third among DAL skaters with six power-play goals ... Ranked second on the team with 22:52 of average ice time per game ... Was one of only two NHL defensemen to score two shorthanded goals that season ... Finished second on the club with 123 blocked shots ... Scored a career-high 2 PPG and logged a season-high 28:57 of ice time on Oct. 18 vs. PHI ... Skated in his 700th career NHL game on Nov. 4 vs. LAK ... Tallied a career-high three points (1G, 2A), including his first career shorthanded goal, and added four shots on goal on Jan. 29 at OTT ... Scored the game-winning goal and matched a season high with 5 SOG on Feb. 10 at BOS ... Registered back-to-back two-point games on Feb. 19 vs. SJS and Feb. 21 vs. DET. **2013-14:** Finished second among DAL defensemen with 25 points (9G, 16A) in 67 regular-season games ... Paced club defensemen and shared fourth among skaters with a career-high 3 GWG ... Finished second on DAL with 21:08 TOI per game ... Ranked fourth on the team with 98 blocked shots ... Registered 16 of his 25 points over the final 25 regular-season contests (5G, 11A) ... Earned four multi-point games ... Tallied a season-long three-game point streak (3A) from Nov. 7-13 ... Recorded a career-high +5 rating and notched two points (1G, 1A) on March 28 vs. NSH ... Posted two points (1G, 1A), including the GWG, on April 11 vs. STL to help clinch a berth in the 2014 Stanley Cup Playoffs ... Shared second on the team and led all team blueliners with five points (2G, 3A) in six postseason contests ... Ranked second on the club with 19 SOG ... Ranked second on DAL with 25:48 TOI per game ... Registered a postseason career high with three points (2G, 1A) in Game 6 of the Western Conference First Round vs. ANA on April 27. **2012-13:** Posted 13 points (4G, 9A) in 44 regular-season games with DAL ... Finished third on the team with 21:24 TOI per game ... Ranked third on DAL with 69 blocked shots ... Appeared in his 600th career NHL contest on March 13 vs. NSH ... Logged a season-long three-game point streak from April 11-13 (4A). **2011-12:** Registered 25 points (4G, 21A) and 42 penalty minutes in 79 regular-season games with DAL ... Shared the lead among team blueliners and was tied for sixth among skaters in assists ... Finished second among club defensemen in points ... Paced the club with 115 blocked shots ... Led team defensemen and shared fifth overall with 2 GWG ... Ranked third on the team with 21:38 TOI per game ... Logged a career-best 134 SOG ... Skated in his 500th career NHL contest on Oct. 8 at CHI ... Recorded his 100th NHL helper on Nov. 12 at DET ... Notched two points (1G, 1A), including the GWG, on Dec. 10 at LAK ... Established a career high with three points (1G, 2A) on Dec. 31 vs. BOS ... Posted a career-long five-game point and assist streak (5A) from



CAREER HIGHS

SOG	6	TWICE
GOALS	2	TWICE
ASSISTS	2	10 TIMES
POINTS	3	TWICE
PIM	22	VAN 03/13/06

DALEY VS. NHL

	GP	G	A	PTS	PIM
ANA	59	4	12	16	53
ARI	58	3	7	10	46
BOS	10	2	2	4	2
BUF	9	2	1	3	0
CGY	37	1	10	11	18
CAR	11	0	2	2	8
CHI	39	3	10	13	25
COL	38	2	7	9	31
CBJ	34	4	5	9	21
DET	32	3	12	15	12
EDM	37	3	10	13	20
FLA	10	1	3	4	0
LAK	58	5	11	16	22
MIN	40	4	10	14	22
MTL	9	0	2	2	4
NSH	39	5	9	14	33
NJD	15	1	1	2	21
NYI	10	0	3	3	2
NYR	11	1	0	1	8
OTT	9	5	2	7	9
PHI	10	2	5	7	2
PIT	10	0	3	3	6
SJS	57	4	10	14	63
STL	36	4	11	15	10
TBL	10	1	0	1	0
TOR	10	1	2	3	0
VAN	37	2	7	9	38
WSH	7	1	4	5	8
WPG	14	3	3	6	26
TOTAL	756	67	164	231	509

CAREER (CONT.)

Feb. 21-29. **2010-11:** Finished second among team defensemen with 27 points (9G, 18A) in 82 regular-season games with DAL ... Ranked third on DAL with 22:29 TOI per game ... Finished the season ranked third on the club with 124 blocked shots ... Paced team defensemen with 34 takeaways ... Notched a career-high 6 SOG on Dec. 13 at SJS ... Established career highs in goals (2) and PPG (2) in a game, while matching a career high with 6 SOG, on Jan. 15 vs. STL. **2009-10:** Registered 22 points (6G, 16A) in 77 regular-season tilts with DAL ... Finished second on the team with 22:11 TOI per game ... Finished third on the club with 131 blocked shots ... Paced team defensemen with 23 takeaways ... Appeared in his 400th career NHL contest on March 10 at BUF ... Scored a goal for his 100th career NHL point on March 23 at NSH. **2008-09:** Tallied 25 points (7G, 18A) in 75 regular-season games with DAL ... Ranked third among club defensemen in points ... Ranked third on the team with 21:59 TOI per game ... Ranked fourth on the team with 98 blocked shots ... Appeared in his 300th career NHL game on Dec. 31 vs. NJD. **2007-08:** Registered 24 points (5G, 19A) in 82 regular-season games with DAL ... Shared fourth on the team and first among club defensemen with 85 PIM ... Skated in his 200th career NHL game on Nov. 14 vs. SJS ... Appeared in all 18 Stanley Cup Playoffs contests, tallying one goal and 20 PIM ... Ranked second among DAL defensemen with 25 SOG ... Scored a goal in Game 5 of the Western Conference Final on May 17 at DET. **2006-07:** Tallied 12 points (4G, 8A) in 74 regular-season games with DAL ... Finished fourth on the team with 99 blocked shots ... Scored one goal in seven postseason contests during the 2007 Stanley Cup Playoffs ... Tallied one goal and logged a postseason career-high 45:51 of TOI in Game 1 of the Western Conference Quarterfinals on April 11 at VAN. **2005-06:** Completed his first full NHL campaign with DAL, registering 14 points (3G, 11A) and a career-high 87 PIM in 81 regular-season games ... Registered two assists for his first career multi-point game on Dec. 18 at CHI ... Logged a career-high 22 PIM on March 13 vs. VAN ... Appeared in his 100th career NHL game on April 1 vs. LAK ... Scored his first career GWG on April 15 vs. MIN ... Skated in three Stanley Cup Playoffs games. **2004-05:** Appeared in 78 regular-season games with the American Hockey League's Hamilton Bulldogs, recording 34 points (7G, 27A) and 109 PIM ... Added one assist in four Calder Cup Playoffs contests. **2003-04:** Split the season between DAL and the AHL's Utah Grizzlies ... Registered six points (1G, 5A) and 34 SOG in 27 regular-season games with DAL in his NHL debut ... Led Stars rookies in points, assists, SOG, games played and penalty minutes (14) ... Made his NHL debut on Oct. 25 at CBJ, logging four SOG ... Tallied an assist for his first career NHL point on Nov. 12 vs. DET ... Earned points (3A) in three consecutive games from Nov. 12-26 ... Scored his first career NHL goal on Dec. 10 at ARI ... Made his Stanley Cup Playoffs debut, appearing in one postseason contest with DAL ... Logged 10:21 of TOI in Game 2 of the Western Conference Quarterfinals at COL on April 9 ... Skated in 40 regular-season contests with Utah, tallying 14 points (8G, 6A).

INTERNATIONAL CAREER

Skated for Team Canada at the 2006 IIHF World Championship, notching one assist and 10 PIM in seven games.

CAREER STATISTICS

SEASON	TEAM	LEAGUE	REGULAR SEASON							PLAYOFFS						
			GP	G	A	PTS	+/-	PIM		GP	G	A	PTS	+/-	PIM	
1998-99	Vaughan	OPIHL	44	10	36	46	-	79		-	-	-	-	-	-	
1999-2000	Sault Ste. Marie	OHL	54	16	30	46	-	77		15	3	7	10	-	12	
2000-01	Sault Ste. Marie	OHL	58	14	27	41	-	105		-	-	-	-	-	-	
2001-02	Sault Ste. Marie	OHL	47	9	39	48	17	38		6	2	2	4	-	4	
2002-03	Sault Ste. Marie	OHL	57	20	33	53	-11	128		1	0	0	0	-1	2	
2003-04	DALLAS	NHL	27	1	5	6	-6	14		1	0	0	0	0	0	
	Utah	AHL	40	8	6	14	-22	76		-	-	-	-	-	-	
2004-05	Hamilton	AHL	78	7	27	34	-4	109		4	0	1	1	-1	2	
2005-06	DALLAS	NHL	81	3	11	14	-2	87		3	0	0	0	-3	0	
	Canada	WC	7	0	1	1	-	10		-	-	-	-	-	-	
2006-07	DALLAS	NHL	74	4	8	12	2	63		7	1	0	1	-3	4	
2007-08	DALLAS	NHL	82	5	19	24	-1	85		18	1	0	1	0	20	
2008-09	DALLAS	NHL	75	7	18	25	2	73		-	-	-	-	-	-	
2009-10	DALLAS	NHL	77	6	16	22	3	25		-	-	-	-	-	-	
2010-11	DALLAS	NHL	82	8	19	27	7	34		-	-	-	-	-	-	
2011-12	DALLAS	NHL	79	4	21	25	3	42		-	-	-	-	-	-	
2012-13	DALLAS	NHL	44	4	9	13	1	14		-	-	-	-	-	-	
2013-14	DALLAS	NHL	67	9	16	25	10	38		6	2	3	5	5	16	
2014-15	CHICAGO	NHL	68	16	22	38	-13	34		-	-	-	-	-	-	
NHL TOTALS			756	67	164	231	6	509		35	4	3	7	-1	40	

MARKO DANO


RIGHT WING • 56

SHOOTS: LEFT

HEIGHT: 5'11" WEIGHT: 183

BIRTHDATE: NOV. 30, 1994

BIRTHPLACE: EISENSTADT, AUSTRIA



DRAFT POSITION

Columbus Blue Jackets' first-round draft (27th overall) in the 2013 National Hockey League Draft.

CAREER TRANSACTIONS

Traded by CBJ with Artem Anisimov, Corey Tropp, Jeremy Morin and a conditional fourth-round selection in the 2016 NHL Draft to Chicago on June 30, 2015, for Brandon Saad, Alex Broadhurst and Michael Paliotta.

CAREER HIGHLIGHTS


Recorded 21 points (8G, 13A) in 35 regular-season games with CBJ in his first NHL season ... Made his NHL debut with CBJ on Oct. 9, 2014, at BUF ... Scored his first NHL goal in a multi-point performance in his second game with CBJ on Oct. 11, 2014, vs. NYR.

CAREER

2014-15: Split the season between CBJ and the American Hockey League's Springfield Falcons ... Recorded 21 points (8G, 13A) in 35 regular-season games with CBJ in his first NHL season ... Made his NHL debut on Oct. 9 at BUF ... Scored his first NHL goal in a multi-point performance on Oct. 11 vs. NYR ... Tallied 19 points (11G, 8A) in 39 games with Springfield ... Ranked seventh on the team with 11 goals. **2013-14:** Made his North American professional debut, recording six points (2G, 4A) in 10 regular-season games with Springfield ... Tallied two assists in five AHL postseason games ... Registered five points (3G, 2A) in 41 games with HC Slovan Bratislava of the Kontinental Hockey League. **2012-13:** Recorded seven points (3G, 4A) in 37 tilts with HC Slovan in his first KHL season ... Appeared in four postseason games for HC Slovan and two postseason games for HC Slovan U20. **2011-12:** Split the season between Dukla Trenčín and Dukla Trenčín Jr. of the Slovak Extraliga ... Registered 10 points (4G, 6A) in 32 regular-season games with Dukla Trenčín ... Collected three assists in nine playoff games ... Tallied four points (3G, 1A) in three games with Dukla Trenčín Jr. ... Posted six points (4G, 2A) in three playoff games. **2010-11:** Split the season between three levels with Dukla Trenčín in the Slovakian league ... Made his senior team debut with Dukla Trenčín, posting his first point (1A) in eight regular-season games ... Was held without a point in three postseason contests ... Recorded 40 points (18G, 22A) in 28 regular-season games with Dukla Trenčín Jr. ... Tallied six points (4G, 2A) in eight playoff appearances ... Totaled 17 points (13G, 4A) in nine regular-season games with Dukla Trenčín U18 ... Posted four points (2G, 2A) in four playoff tilts. **2009-10:** Contributed 25 points (13G, 12A) in 36 regular-season games with Dukla Trenčín U18.

INTERNATIONAL CAREER

Represented Team Slovakia at the 2015 IIHF World Championship in Prague/Ostrava, Czech Republic, potting one goal in five games ... Served as an alternate captain for Team Slovakia at the 2014 World Junior Championship in Malmö, Sweden, recording three points (2G, 1A) in five games ... Tallied two points (1G, 1A) for Team Slovakia at the 2013 World Championship in Stockholm/Helsinki ... Paced Team Slovakia with nine points (4G, 5A) in six games at the 2013 World Junior Championship in Ufa, Russia ... Registered three points (1G, 2A) in six games for Team Slovakia at the 2012 World Junior Championship in Alberta, Canada ... Served as an alternate captain for Team Slovakia and recorded a tournament-best 13 points (10G, 3A) in five games at the 2012 U18 World Championship (Division I-Group A) in Slovakia ... Tallied four points (1G, 3A) in six games for Team Slovakia in the 2011 U18 World Championship in Crimmitschau/Dresden, Germany.



CAREER HIGHS:

SOG	6		TWICE
GOALS	2	@ VAN	03/19/15
ASSISTS	2	PIT	04/04/15
POINTS	3	@ VAN	03/19/15
PIM	4	@ CHI	03/27/15

DANO VS. NHL

	GP	G	A	PTS	PIM
ANA	1	0	1	1	0
BUF	3	0	0	1	0
CGY	1	0	0	0	0
CAR	3	0	1	1	2
CHI	1	0	0	0	4
COL	1	0	0	0	2
DAL	1	0	0	0	0
DET	1	0	1	1	0
EDM	2	1	1	2	2
LAK	1	0	0	0	0
MTL	2	1	1	2	0
NJD	4	1	0	1	2
NYI	1	0	1	1	0
NYR	3	3	2	5	2
OTT	1	0	0	0	0
PHI	1	0	0	0	0
PIT	3	0	2	2	0
STL	1	0	1	1	0
TOR	2	0	1	1	0
VAN	1	2	1	3	0
WSH	1	0	0	0	0
TOTAL	35	8	13	21	14

CAREER STATISTICS

SEASON	TEAM	LEAGUE	REGULAR SEASON						PLAYOFFS					
			GP	G	A	PTS	+/-	PIM	GP	G	A	PTS	+/-	PIM
2008-09	Dukla Trenčín U18	Slovakia	5	1	0	1	-	14	-	-	-	-	-	-
2009-10	Dukla Trenčín U18	Slovakia	36	13	12	25	-	77	-	-	-	-	-	-
2010-11	Dukla Trenčín	Slovakia	8	0	1	1	-	-	10	3	0	0	-	0
	Dukla Trenčín Jr.	Slovakia	28	18	22	40	-	86	8	4	2	6	-	14
	Dukla Trenčín U18	Slovakia	9	13	4	17	-	2	4	2	2	4	-	8
2011-12	Dukla Trenčín	Slovakia	32	4	6	10	-	12	9	0	3	3	-	18
	Dukla Trenčín Jr.	Slovakia	3	3	1	4	-	18	3	4	2	6	-	4
2012-13	HC Slovan	KHL	37	3	4	7	-	26	4	0	0	0	-	4
	Dukla Trenčín Jr.	Slovakia	-	-	-	-	-	-	2	0	0	0	-	0
2013-14	HC Slovan	KHL	41	3	2	5	-	41	-	-	-	-	-	-
	Springfield	AHL	10	2	4	6	-2	4	5	0	2	2	-1	0
	Slovakia	WJC	5	2	1	3	1	4	-	-	-	-	-	-
2014-15	COLUMBUS	NHL	35	8	13	21	12	14	-	-	-	-	-	-
	Springfield	AHL	39	11	8	19	-4	34	-	-	-	-	-	-
NHL TOTALS			126	29	45	74	37	32	-	-	-	-	-	-

2015 CUP

LEADERSHIP

PLAYERS

2014-15

OPPONENTS

TRADITION

RECORDS

PLAYOFFS

HISTORY

MINORS

NHL

MEDIA

SCOTT DARLING

GOALTENDER • 33

CATCHES: **LEFT**

HEIGHT: **6'6"** WEIGHT: **232**

BIRTHDATE: **DEC. 22, 1988**

BIRTHPLACE: **NEWPORT NEWS, VA.**

HOMETOWN: **LEMONT, ILL.**



DRAFT POSITION

Arizona Coyotes' sixth-round selection (153rd overall) in the 2007 National Hockey League Draft.

CAREER TRANSACTIONS

Signed as a free agent by the Blackhawks on July 1, 2014.

CAREER HIGHLIGHTS

Became the first Blackhawks goaltender to win his NHL debut at the United Center (Oct. 26, 2015) ... Recorded a four-game win streak from Oct. 30-Dec. 11, 2014 ... Earned his first NHL shutout with 25 saves on March 18 at NYR ... Set an NHL postseason record for longest scoreless relief outing with 42 saves in 67:44 on April 15, 2015, vs. NSH ... Became the first former Southern Professional Hockey League alum to play in the National Hockey League ... Won the 2015 Stanley Cup with Chicago.

CAREER

2014-15: Split the season between Chicago and the American Hockey League's Rockford IceHogs ... Posted a 9-4-0 record, 1.94 goals-against average and .936 save percentage in 14 games (13 starts) with Chicago ... Helped Chicago record a franchise-best .925 SV% ... Ranked second in the NHL among goaltenders with at least 14 appearances in SV% and third in GAA ... Allowed one or fewer goals in six of 14 NHL appearances ... Won his NHL debut on Oct. 26 vs. OTT ... Recorded four consecutive wins—all on the road—from Oct. 30 at OTT through Dec. 11 at BOS ... Earned his first NHL shutout with 25 saves on March 18 at NYR ... Posted a 3-1 record in five tilts in his Stanley Cup Playoffs debut ... Stopped all 42 shots he faced over 67:44 of action, setting an NHL postseason record for longest scoreless relief outing, to earn a win in his NHL postseason debut on April 15 at NSH ... Stopped 35 of 37 shots on goal in his first career Stanley Cup Playoffs start on April 19 vs. NSH ... Recorded a 14-8-2 record with a 2.20 GAA, .927 SV% and two shutouts in 26 regular-season games with Rockford. **2013-14:** Split the season between the AHL's Milwaukee Admirals of the AHL and the ECHL's Cincinnati Cyclones ... Posted a 13-6-2 record, 2.00 GAA, .933 SV% and six shutouts in 26 games with Milwaukee ... His six shutouts ranked second in the AHL ... Recorded a 4-1-1 record, 2.61 GAA and .916 SV% in six games for Cincinnati. **2012-13:** Split the season between the AHL's Hamilton Bulldogs and ECHL's Wheeling Nailers ... Stopped all eight shots on goal in his AHL debut and lone performance for Hamilton on Nov. 14 vs. Rochester ... Notched a 13-12-4 record, 2.80 GAA, .907 SV% and two shutouts in 32 games with Wheeling. **2011-12:** Split the season between the ECHL's Florida Everblades, Central Hockey League's Wichita Thunder and Southern Professional Hockey League's Mississippi RiverKings ... Stopped 17 shots on goal in his lone appearance for Florida ... Made 21 saves in his only game for Wichita ... Recorded a 15-17-1 record, 2.92 GAA, .905 SV% and one shutout over 35 games with Mississippi. **2010-11:** Registered a 6-22-0 record, 3.83 GAA and .892 SV% in 30 games with the SPHL's Louisiana IceGators. **2009-10:** Notched a 15-6-3 record, 3.10 GAA and .895 SV% over 27 games in his sophomore year at the University of Maine. **2008-09:** Posted a 10-14-3 record, 2.76 GAA, .895 SV% and three shutouts in 27 games during his freshman year at the University of Maine. **2007-08:** Tallied a 27-10-2 record, 3.04 GAA, .908 SV% and one shutout in 42 tilts with the United States Hockey League's Indiana Ice. **2006-07:** Went 9-9-3 with a 3.38 GAA, .924 SV% and one shutout over 22 games with the Eastern Junior Hockey League's Capital District Selects.



CAREER HIGHS

SHOTS FACED	41	@ NYI	12/13/14
SAVES	38	@ NYI	12/13/14
GAA	4		TWICE
CAREER SHUTOUTS:	1		

DARLING VS. NHL

	GP	MIN	W-L-OTL	SV%
ANA	1	57	0-1-0	.960
BOS	1	60	1-0-0	.941
BUF	1	60	1-0-0	.921
COL	1	59	0-1-0	.875
CBJ	1	43	0-0-0	1.000
FLA	1	65	1-0-0	.944
LAK	1	60	1-0-0	.969
NSH	1	60	1-0-0	.970
NJD	1	65	1-0-0	.917
NYI	1	59	0-1-0	.927
NYR	1	60	1-0-0	1.000
OTT	2	125	2-0-0	.923
TBL	1	60	0-1-0	.862
TOTAL	14	833	9-4-0	.936

CAREER STATISTICS

SEASON	TEAM	LEAGUE	REGULAR SEASON							PLAYOFFS					
			GP	MIN	GA	GAA	W-L-T/OTL	SO	GP	MIN	GA	GAA	W-L	SO	
2007-08	Indiana	USHL	42	2,391	121	3.04	27-10-2	1	3	-	11	3.69	1-2	0	
2008-09	Univ. of Maine	H-EAST	27	1,566	72	2.76	10-14-3	3	-	-	-	-	-	-	
2009-10	Univ. of Maine	H-EAST	27	1,511	78	3.10	15-6-3	0	-	-	-	-	-	-	
2010-11	Louisiana	SPHL	30	1,598	102	3.83	6-22-0	0	-	-	-	-	-	-	
2011-12	Florida	ECHL	1	58	5	5.14	0-1-0	0	-	-	-	-	-	-	
	Wichita	CHL	1	60	4	4.01	0-1-0	0	-	-	-	-	-	-	
	Mississippi	SPHL	35	2,055	100	2.92	15-17-1	1	1	58	5	5.12	0-1	0	
2012-13	Hamilton	AHL	1	25	0	0.00	0-0-0	0	-	-	-	-	-	-	
	Wheeling	ECHL	32	1,819	85	2.80	13-12-4	2	-	-	-	-	-	-	
2013-14	Milwaukee	AHL	26	1,347	45	2.00	13-6-2	6	-	-	-	-	-	-	
	Cincinnati	ECHL	6	368	16	2.61	4-1-1	0	-	-	-	-	-	-	
2014-15	CHICAGO	NHL	14	833	27	1.94	9-4-0	1	5	298	11	2.21	5-3	0	
	Rockford	AHL	26	1,419	52	2.20	14-8-0	2	-	-	-	-	-	-	
NHL TOTALS			14	833	27	1.94	9-4-0	1	5	298	11	2.21	5-3	0	

2015 CUP

LEADERSHIP

PLAYERS

2014-15

OPPONENTS

TRADITION

RECORDS

PLAYOFFS

HISTORY

MINORS

NHL

MEDIA

ANDREW DESJARDINS


LEFT WING • 11

SHOOTS: **LEFT**

HEIGHT: **6'1"** WEIGHT: **195**

BIRTHDATE: **JULY 27, 1986**

BIRTHPLACE: **LIVELY, ONTARIO**



DRAFT POSITION

Undrafted.

CAREER TRANSACTIONS


Signed as a free agent by the San Jose Sharks on June 26, 2010 ... Traded by SJS to the Blackhawks for Ben Smith on March 2, 2015.

CAREER HIGHLIGHTS

Registered a career-high five goals during the 2014-15 season, split between Chicago and SJS ... Equaled a career-high 17 points and set a career best with 14 assists in 81 regular-season games during the 2013-14 season with SJS ... Skated in his 200th NHL game on March 11, 2014 ... Won the 2015 Stanley Cup with Chicago.

CAREER

2014-15: Split the season between SJS and Chicago ... Recorded two assists in 13 regular-season contests with the Blackhawks ... Notched eight points, including a career-high five goals, in 56 regular-season games with SJS ... Collected a career-best four points (1G, 3A) in 21 postseason games en route to the 2015 Stanley Cup championship with Chicago ... Recorded his second career multi-point playoff outing (2A) in Game 6 of the Western Conference Final vs. ANA. **2013-14:** Equaled a career high in points (17) and set a career high in assists (14) in 81 regular-season games with SJS ... Led the team with 86 penalty minutes ... Equaled a career high with 17 PIM on Oct. 15 at STL ... Tied a career-best two assists on Feb. 27 at PHI ... Skated in his 200th NHL game on March 11 ... Recorded two assists in seven postseason games. **2012-13:** Tallied three points (2G, 1A) in 42 regular-season contests with SJS ... Paced the club with 61 PIM ... Attempted his first career penalty shot on March 23 at MIN (no goal) ... Skated in his 100th career NHL game on Jan. 31 vs. EDM ... Recorded 6 PIM in 11 postseason games. **2011-12:** Set a career high with 17 points (4G, 13A) in 76 regular-season tilts with SJS ... Netted a career-high two goals on Oct. 8 vs. ARI ... Notched one goal in three playoff contests. **2010-11:** Split the season between SJS and the American Hockey League's Worcester Sharks ... Made his NHL debut, posting three points (1G, 2A) in 17 regular-season games with SJS ... Skated in his first NHL game on Jan. 3 vs. VAN ... Collected his first career point with one goal on March 23 vs. CGY ... Recorded his first assist on April 4 vs. LAK ... Made his Stanley Cup Playoffs debut on May 20 vs. VAN ... Tallied one goal in three postseason tilts ... Registered 29 points (12G, 17A) in 58 regular-season games with Worcester ... Posted a season-high three points twice. **2009-10:** Set professional career highs in goals (19), assists (27) and points (46) in 80 regular-season games with Worcester ... Registered four points (2G, 2A) in 11 Calder Cup Playoffs games. **2008-09:** Split the season between Worcester and the ECHL's Phoenix Roadrunners ... Tallied 22 points (8G, 14A) in 74 regular-season games with Worcester in his AHL debut ... Netted his first AHL goal on Nov. 7 at Hartford ... Established a professional career high with three assists on Jan. 2 vs. Norfolk ... Posted six points (4G, 2A) in 12 postseason games ... Scored the first shorthanded playoff goal in team history on May 13 vs. Providence ... Skated in five games for Phoenix, posting two goals. **2007-08:** Compiled 59 points (22G, 37A) and 112 PIM in 64 regular-season contests with the Laredo Bucks of the Central Hockey League ... Posted six points (2G, 4A) in 11 postseason tilts. **2006-07:** Tallied a major-junior career-high 42 points (16G, 26A) in 65 regular-season games with the Ontario Hockey League's Sault Ste. Marie Greyhounds ... Logged 96 PIM ... Collected seven points (2G, 5A) in 13 OHL Playoffs contests. **2005-06:** Compiled 28 points (12G, 16A) and 78 PIM in 66 regular-season games



CAREER HIGHS

SOG	5	ARI	10/08/11
GOALS	2		TWICE
ASSISTS	2		TWICE
POINTS	2		FOUR TIMES
PIM	17		TWICE

DESJARDINS VS. NHL

	GP	G	A	PTS	PIM
ANA	23	0	3	3	35
ARI	19	3	1	4	15
BOS	6	0	2	2	4
BUF	5	0	0	0	9
CGY	15	1	0	1	5
CAR	5	0	2	2	0
CHI	11	0	1	1	19
COL	12	1	1	2	19
CBJ	11	1	2	3	7
DAL	17	2	3	5	9
DET	8	1	1	2	2
EDM	17	1	1	2	7
FLA	5	0	0	0	2
LAK	22	0	1	1	17
MIN	14	0	0	0	4
MTL	3	0	0	0	0
NSH	11	0	0	0	7
NJD	3	0	0	0	5
NYI	6	0	1	1	0
NYR	6	0	2	2	9
OTT	4	1	1	2	4
PHI	5	0	2	2	2
PIT	3	0	1	1	0
SJS	1	0	0	0	0
STL	15	1	1	2	23
TBL	6	1	0	1	7
TOR	3	0	1	1	15
VAN	17	2	6	8	27
WSH	5	0	1	1	0
WPG	7	0	1	1	2
TOTAL	285	15	35	50	255

CAREER (CONT.)

with Sault Ste. Marie ... Posted five points (2G, 3A) in four postseason tilts. **2004-05:** Tallied 34 points (17G, 17A) in 68 regular-season games with Sault Ste. Marie, and added 49 PIM ... Was held scoreless in seven playoff tilts. **2003-04:** Made his major-junior debut with Sault Ste. Marie, collecting nine points (3G, 6A) in 55 regular-season matchups.

CAREER STATISTICS

SEASON	TEAM	LEAGUE	REGULAR SEASON							PLAYOFFS						
			GP	G	A	PTS	+/-	PIM		GP	G	A	PTS	+/-	PIM	
2002-03	Sault Ste. Marie	OHL	55	3	6	9	-5	41		-	-	-	-	-	-	
2004-05	Sault Ste. Marie	OHL	68	17	17	34	6	49		7	0	0	0	-3	2	
2005-06	Sault Ste. Marie	OHL	66	12	16	28	2	78		4	2	3	5	-3	10	
2006-07	Sault Ste. Marie	OHL	65	16	26	42	11	96		13	2	5	7	-8	18	
2007-08	Laredo	CHL	64	22	37	59	21	112		11	2	4	6	2	21	
2008-09	Phoenix	ECHL	5	2	0	2	-4	6		-	-	-	-	-	-	
	Worcester	AHL	74	8	14	22	4	99		12	4	2	6	7	13	
2009-10	Worcester	AHL	80	19	27	46	29	126		11	2	2	4	1	32	
2010-11	SAN JOSE	NHL	17	1	2	3	-1	4		3	1	0	1	1	4	
	Worcester	AHL	58	12	17	29	14	69		-	-	-	-	-	-	
2011-12	SAN JOSE	NHL	76	4	13	17	4	47		5	1	0	1	1	2	
2012-13	SAN JOSE	NHL	42	2	1	3	-6	61		11	0	0	0	1	6	
2013-14	SAN JOSE	NHL	81	3	14	17	-8	86		7	0	2	2	0	31	
2014-15	CHICAGO	NHL	13	0	2	2	1	7		21	1	3	4	-4	4	
	SAN JOSE	NHL	56	5	3	8	-2	50		-	-	-	-	-	-	
NHL TOTALS			285	15	35	50	-12	255		47	3	5	8	47	-1	

2015 CUP

LEADERSHIP

PLAYERS

2014-15

OPPONENTS

TRADITION

RECORDS

PLAYOFFS

HISTORY

MINORS

NHL

MEDIA

RYAN GARBUTT

LEFT WING • 28

SHOOTS: **LEFT**

HEIGHT: **6'0"** WEIGHT: **195**

BIRTHDATE: **AUG. 12, 1985**

BIRTHPLACE: **EDMONTON, ALBERTA**



DRAFT POSITION

Undrafted

CAREER TRANSACTIONS


Signed as free agent by DAL on July 1, 2011 ... Traded by DAL with Trevor Daley to Chicago for Patrick Sharp and Stephen Johns on July 10, 2015.

CAREER HIGHLIGHTS

Posted career highs in goals (17), assists (15) and points (32) in 75 regular-season games with DAL during the 2013-14 season ... Skated in his 100th career NHL game on Jan. 23, 2014, vs. TOR.

CAREER

2014-15: Registered 25 points (8G, 17A) in 67 regular-season games with DAL ... Ranked fourth on the Stars with 55 penalty minutes ... Recorded a season-high two points (1G, 1A) on Oct. 21 vs. VAN ... Scored game-winning goals in back-to-back contests on Nov. 11 at ARI and Nov. 13 at LAK ... Equalled a career high with eight shots on goal on Nov. 13 at LAK ... Recorded a season-long four-game point streak (2G, 2A) from Dec. 27-Jan. 3. **2013-14:** Posted career highs in goals (17), assists (15) and points (32) in 75 regular-season games with DAL ... Skated in his 100th career NHL game on Jan. 23 vs. TOR ... Finished third on the club in goals and hits (141) ... Tallied a career-high three points (1G, 2A) twice on Nov. 26 vs. ANA and Jan. 14 vs. EDM ... Earned the first multi-goal game (2G) of his career on Dec. 1 vs. EDM ... Made his Stanley Cup Playoffs debut, recording three goals in six games ... Ranked fourth on the team in shots (15) ... Recorded a two-game goal streak (2G) during the Western Conference First Round, netting goals against ANA in Games 2 and 3. **2012-13:** Tallied 10 points (3G, 7A) in 36 regular-season games with DAL, adding 59 SOG ... Attempted his first career penalty shot on Jan. 25 vs. Chicago (no goal) ... Posted a season-high 15:58 of ice time and one assist on April 23 at SJS. **2011-12:** Split the season between DAL and the American Hockey League's Texas Stars ... Skated in 20 regular-season games for DAL during his first NHL campaign, recording three points (2G, 1A) ... Made his NHL debut on Feb. 18 vs. ARI, recording 3 SOG ... Scored his first NHL point with the GWG on Feb. 21 at MTL ... Notched his first NHL assist on March 8 vs. SJS ... Appeared in 50 regular-season games with Texas, tallying 33 points (16G, 17A) and 96 PIM ... Notched six multi-point games ... Posted a professional career-high four points (2G, 2A) on Dec. 17 vs. Rochester ... Collected the first home hat trick for the Texas Stars franchise (3G) on Feb. 8 vs. Milwaukee. **2010-11:** Split time between the AHL's Chicago Wolves and ECHL's Gwinnett Gladiators ... Appeared in 65 regular-season games with Chicago, registering 37 points (19G, 18A) and 118 PIM ... Posted his first professional point with an assist on Nov. 17 against Houston ... Scored his first professional goal on Nov. 20 vs. Houston ... Registered his first career multi-point contest (1G, 1A) on Jan. 5 vs. Toronto ... Tallied three points (1G, 2A) on Feb. 18 vs. Rockford ... Posted 17 points (10G, 7A) in 10 regular-season games with Gwinnett. **2009-10:** Registered 50 points (22G, 28A) in 64 regular-season games with the Central Hockey League's Corpus Christi IceRays ... Selected to the CHL All-Rookie Team. **2008-09:** Ranked third on ECAC's Brown University with 16 points (6G, 10A) in 30 games ... Named to the ECAC All-Academic Team. **2007-08:** Tallied 23 points (12G, 11A) in 29 games with Brown, pacing the club in goals and power-play goals (8) ... Named to the ECAC All-Academic Team. **2006-07:** Notched 13 points (9G, 4A) in 29 games with Brown. **2005-06:** Posted six points (2G, 4A) in 28 games with Brown during his freshman year.



CAREER HIGHS

SOG	8	TWICE
GOALS	2	TWICE
ASSISTS	2	FOUR TIMES
POINTS	3	TWICE
PIM	15	FLA 10/03/13

GARBUTT VS. NHL

	GP	G	A	PTS	PIM
ANA	9	2	6	8	6
ARI	10	3	2	5	2
BOS	4	0	0	0	4
BUF	2	0	2	2	2
CGY	7	2	2	4	7
CAR	2	0	0	0	14
CHI	12	2	3	5	18
COL	8	0	1	1	8
CBJ	7	0	1	1	6
DET	7	0	1	1	8
EDM	9	4	2	6	10
FLA	4	0	0	0	17
LAK	8	1	2	3	6
MIN	11	1	1	2	4
MTL	4	2	0	2	4
NSH	15	2	3	5	8
NJD	3	0	0	0	2
NYI	4	0	2	2	6
NYR	4	1	2	3	4
OTT	4	0	0	0	11
PHI	4	0	1	1	4
PIT	5	0	0	0	4
SJS	12	1	2	3	15
STL	13	5	2	7	11
TBL	4	0	3	3	4
TOR	3	1	0	1	8
VAN	11	2	1	3	11
WSH	3	1	1	2	0
WPG	3	1	1	2	0
TOTAL	198	30	40	70	215

CAREER STATISTICS

SEASON	TEAM	LEAGUE	REGULAR SEASON						PLAYOFFS					
			GP	G	A	PTS	+/-	PIM	GP	G	A	PTS	+/-	PIM
2003-04	Winnipeg	MJHL	60	23	25	48	-	143	-	-	-	-	-	-
2004-05	Winnipeg	MJHL	63	47	34	81	-	303	-	-	-	-	-	-
2005-06	Brown	ECAC	28	2	4	6	-	61	-	-	-	-	-	-
2006-07	Brown	ECAC	29	9	4	13	-	30	-	-	-	-	-	-
2007-08	Brown	ECAC	29	12	11	23	-	56	-	-	-	-	-	-
2008-09	Brown	ECAC	30	6	10	16	-	56	-	-	-	-	-	-
2009-10	Corpus Christi	CHL	64	22	28	50	24	204	1	0	0	0	-	2
2010-11	Chicago	AHL	65	19	18	37	27	118	-	-	-	-	-	-
2011-12	Gwinnett	ECHL	10	10	7	17	11	24	-	-	-	-	-	-
	DALLAS	NHL	20	2	1	3	-1	22	-	-	-	-	-	-
	Texas	AHL	50	16	17	33	-2	96	-	-	-	-	-	-
2012-13	DALLAS	NHL	36	3	7	10	1	32	-	-	-	-	-	-
2013-14	DALLAS	NHL	75	17	15	32	10	106	6	3	0	3	2	25
2014-15	DALLAS	NHL	67	8	17	25	-9	55	-	-	-	-	-	-
NHL TOTALS			198	30	40	70	1	215	6	3	0	3	2	25

2015 CUP

LEADERSHIP

PLAYERS

2014-15

OPPONENTS

TRADITION

RECORDS

PLAYOFFS

HISTORY

MINORS

NHL

MEDIA

NIKLAS HJALMARSSON


DEFENSE • 4

SHOOTS: **LEFT**

HEIGHT: **6'3"** WEIGHT: **197**

BIRTHDATE: **JUNE 6, 1987**

BIRTHPLACE: **EKSJO, SWEDEN**



DRAFT POSITION

Blackhawks' fourth-round selection (108th overall) in the 2005 National Hockey League Draft.

CAREER HIGHLIGHTS

Tallied career highs in every offensive category during the 2013-14 regular season, including goals (4), assists (22), points (26) and shots on goal (98) ... Recorded a career-most 166 blocked shots in 2010-11 ... Appeared in his 400th NHL game on Nov. 4, 2014 at MTL ... Skated in a regular-season career-most 28:03 on Jan. 21, 2015 vs. PIT ... Holds the franchise record for most playoff games played by a defenseman ... Registered a career-high 47:35 of ice time in Game 2 of the Western Conference Final at ANA on May 19, 2015 ... Recorded a postseason career-best eight points (1G, 7A) in 22 games during the 2010 Stanley Cup Playoffs ... Won a silver medal with Team Sweden at the 2014 Winter Olympics in Sochi ... Won the Stanley Cup in 2010, 2013 and 2015 with Chicago.

CAREER

2014-15: Totaled 19 points (3G, 16A) in 82 regular-season games for Chicago ... Finished second on the team with 127 blocked shots ... Skated in his 400th NHL tilt on Nov. 4 at MTL ... Skated in a regular-season career-most 28:03 on Jan. 21 vs. PIT ... Tallied his 100th career point with a goal on March 30 vs. LAK ... Notched six points (1G, 5A) in 23 contests en route to the 2015 Stanley Cup championship ... Led the NHL with 66 blocked shots ... Ranked third on the team with a career-high 26:02 of average TOI per game ... Skated in his 100th career postseason game on April 25 in Game 6 of the First Round vs. NSH ... Registered a career-high 47:35 of ice time in Game 2 of the Western Conference Final at ANA on May 19 ... Currently holds the franchise record for most playoff games played by a defenseman (117). **2013-14:** Set career highs in every offensive category, tallying four goals, 22 assists and 26 points in 81 regular-season games ... Recorded a career-high 98 shots on goal ... Led the team with 157 blocked shots ... Tied a career best with two assists on Oct. 1 vs. WSH ... Blocked a season-high seven shots on Oct. 15 vs. CAR ... Netted his first career shorthanded goal on Nov. 9 at DAL ... Posted a career-high six shots on goal Jan. 14 vs. COL ... Recorded four assists in 19 2014 Stanley Cup Playoffs games ... Ranked third on the team with 22:57 of average ice time ... Ranked second in the NHL with a team-high 57 blocked shots ... Ranked fourth on the club with 57:49 of total shorthanded ice time. **2012-13:** Split the season between Chicago and Italy's Bolzano Foxes ... Registered 10 points (2G, 8A) in 46 regular-season games with Chicago ... Ranked second on the club with 94 blocked shots ... Skated in a season-high 25:42 on Feb. 2 at CGY ... Equalled a career-high two points (1G, 1A) and earned his 50th career point on Feb. 15 vs. SJS ... Tallied a season-most four shots on goal on March 5 vs. MIN ... Skated in his 300th career game on April 12 vs. DET ... Ranked seventh on Bolzano with 22 points (6G, 16A) in 18 regular-season games ... Posted eight power-play points and 8 PIM ... Registered four assists in three games with Bolzano in the Continental Cup ... Notched five assists in 23 playoff tilts en route to the 2013 Stanley Cup championship ... Ranked fourth in the NHL and second on the club with 42 blocked shots ... Skated in a postseason career-high 39:38 in Game 1 of the Stanley Cup Final on June 12 vs. BOS. **2011-12:** Notched 15 points (1G, 14A) in 69 regular-season contests with Chicago ... Finished second on the team with 142 blocked shots ... Recorded five or more blocked shots in four contests ... Logged a season-high 26:04 of ice time on March 27 at NJD ... Tallied a season-high two assists on Feb. 2 vs. EDM for his only multi-point showing of the season ... Netted his only goal of the season vs. CGY on Dec. 18 ... Registered a season-high seven blocked shots at STL on Dec. 3 ... Tallied an assist and fired a season-best 4 SOG at CBJ on Nov. 10 ... Missed 13 regular-season games due to injury (Feb. 10-21; Feb. 25-March 6) ... Tallied one assist in six postseason appearances vs. ARI in the Western Conference Quarterfinals. **2010-11:** Posted a career-



CAREER HIGHS

SOG	6	COL	01/14/14
GOALS	1		13 TIMES
ASSISTS	2		SIX TIMES
POINTS	2		EIGHT TIMES
PIM	15	@ BUF	10/11/10

HJALMARSSON VS. NHL

	GP	G	A	PTS	PIM
ANA	20	1	2	3	6
ARI	20	1	2	3	6
BOS	7	0	1	1	2
BUF	8	0	3	3	21
CGY	20	1	6	7	8
CAR	9	0	2	2	0
COL	26	0	4	4	12
CBJ	30	0	5	5	10
DAL	26	3	3	6	22
DET	28	1	3	4	12
EDM	23	1	6	7	2
FLA	10	0	2	2	2
LAK	21	1	2	3	4
MIN	26	0	5	5	12
MTL	8	0	2	2	2
NSH	30	0	5	5	10
NJD	10	0	1	1	0
NYI	9	1	5	6	2
NYR	8	0	0	0	4
OTT	6	0	1	1	0
PHI	7	0	0	0	4
PIT	7	0	1	1	0
SJS	22	4	6	10	6
STL	32	0	5	5	15
TBL	8	0	3	3	6
TOR	6	0	1	1	0
VAN	23	0	5	5	14
WSH	7	0	3	3	0
WPG	12	0	3	3	0
TOTAL	469	16	85	101	186

CAREER (CONT.)

high three goals and seven assists in 80 regular-season games ... Finished 13th in the NHL with a team-high 166 blocked shots ... Accrued a career-high 39 PIM ... Blocked a season-high five shots on Feb. 1 at CBJ ... Registered his second career regular-season multi-point game (1G, 1A) on Jan. 9 vs. NYI ... Collected two assists in seven games in the 2011 WCQF vs. VAN ... Earned an assist on the overtime GWG in Game 6 on April 24 ... Led the Blackhawks with 2:06 of shorthanded TOI per game in the series. **2009-10:** Posted 17 points (2G, 15A) and 20 PIM in 77 regular-season games in his first full NHL season ... Ranked third on the team with 137 blocked shots ... Registered his first NHL multi-point game (2A) on March 31 at MIN ... Scored his first career GWG on March 3 vs. EDM ... Ranked third among club defensemen with a postseason career-best eight points (1G, 7A) in 22 contests while helping Chicago win the 2010 Stanley Cup championship ... Ranked third on the team with an average playoff TOI of 21:00 ... Tied for the club lead and ranked sixth in the NHL with 54 blocked shots ... Netted his first career postseason goal and added an assist in Game 5 of the WCQF on April 24 vs. NSH ... Collected a playoff career-best two assists in Game 1 of the Stanley Cup Final on May 29 vs. PHI. **2008-09:** Appeared in 21 regular-season games with Chicago over three recalls, notching three points (1G, 2A) ... Dressed in 19 of Chicago's final 20 regular-season games ... Recorded his first NHL goal 16 seconds into the April 11 matchup at DET ... Tallied his first point of the season (1A) and logged a season-high 25:33 TOI on March 25 vs. SJS ... Appeared in all 17 contests during his Stanley Cup Playoffs debut, posting one assist and 6 PIM ... Paced NHL rookie defensemen and ranked second overall on the team with 31 blocked shots ... Tallied his first career postseason point (1A) in Game 5 of the WCQF vs. CGY on April 25 ... Recorded a playoff-best five blocked shots twice ... Notched 15 assists, 18 points and 53 PIM in 52 regular-season games with the American Hockey League's Rockford IceHogs ... Missed seven games due to injury (Oct. 15-25). **2007-08:** Made his professional debut, splitting the season between Chicago and Rockford ... Dished out one assist and posted 13 PIM in 13 regular-season tilts with the Blackhawks ... Recorded his first NHL point (1A) on March 23 vs. STL ... Appeared in 47 regular-season contests with Rockford, registering nine assists, 13 points and 31 PIM ... Accrued four helpers and 8 PIM in 12 Calder Cup Playoffs contests. **2006-07:** Skated in 37 games for the Swedish Elite League's HV 71 Jönköping, posting two goals and 24 PIM. **2005-06:** Recorded three points (1G, 2A) in four contests with HV 71 Jönköping. **2004-05:** Made his Swedish Elite League debut and was held scoreless in 14 contests.

INTERNATIONAL CAREER

Appeared in six games for Team Sweden and earned a silver medal at the 2014 Winter Olympics in Sochi ... Ranked second among Swedish defensemen with 18:20 of ice time per game ... Represented Sweden at the 2012 IIHF World Championship, tallying three assists in eight games played ... Registered three points (2G, 1A) and 4 PIM in seven appearances at the 2007 World Junior Championship, serving as alternate captain for Team Sweden in the tournament ... Logged a goal, four assists and 6 PIM in seven games at the 2005 U18 World Junior Championship.

CAREER STATISTICS

SEASON	TEAM	LEAGUE	GP	REGULAR SEASON					PIM	GP	PLAYOFFS				
				G	A	PTS	+/-				G	A	PTS	+/-	PIM
2003-04	HV 71	SWE-Jr	15	1	3	4	-	14		2	0	0	0	-	8
2004-05	HV 71	SWE-U18	3	0	2	2	-	4		-	-	-	-	-	-
	HV 71	SWE-Jr	31	4	11	15	-	87		-	-	-	-	-	-
	HV 71	SWE	14	0	0	0	-	0		-	-	-	-	-	-
	Sweden	WJC U18	7	1	4	5	-1	6		-	-	-	-	-	-
2005-06	HV 71	SWE-Jr	7	3	2	5	-	12		-	-	-	-	-	-
	HV 71	SWE	4	1	2	3	-	0		12	0	1	1	-	4
2006-07	HV 71	SWE	37	2	0	2	-	24		14	1	1	2	-	0
	HV 71	SWE-Jr	7	0	2	2	-	14		-	-	-	-	-	-
	IK Oskarshamn	SWE-2	8	1	2	3	-	6		-	-	-	-	-	-
	Sweden	WJC	7	2	1	3	0	4		-	-	-	-	-	-
2007-08	CHICAGO	NHL	13	0	1	1	-2	13		-	-	-	-	-	-
	Rockford	AHL	47	4	9	13	-8	31		12	0	4	4	2	8
2008-09	CHICAGO	NHL	21	1	2	3	4	0		17	0	1	1	-2	6
	Rockford	AHL	52	2	16	18	12	53		-	-	-	-	-	-
2009-10	CHICAGO	NHL	77	2	15	17	9	20		22	1	7	8	9	6
2010-11	CHICAGO	NHL	80	3	7	10	13	39		7	0	2	2	4	2
2011-12	CHICAGO	NHL	69	1	14	15	9	14		6	0	1	1	-3	4
	Sweden	WC	8	0	3	3	0	2		-	-	-	-	-	-
2012-13	CHICAGO	NHL	46	2	8	10	15	22		23	0	5	5	10	4
	Bolzano HC	Italy	18	6	16	22	-	8		-	-	-	-	-	-
2013-14	CHICAGO	NHL	81	4	22	26	11	34		19	0	4	4	-3	14
	Sweden	OLY	6	0	0	0	0	0		-	-	-	-	-	-
2014-15	CHICAGO	NHL	82	3	16	19	25	44		23	1	5	6	6	8
NHL TOTALS			469	16	85	101	84	186		117	2	25	27	21	44

MARIAN HOSSA

RIGHT WING • 81


SHOOTS: **LEFT**

HEIGHT: **6'1"** WEIGHT: **207**

BIRTHDATE: **JAN. 12, 1979**

BIRTHPLACE: **STARÁ LUBOVNA, SLOVAKIA**

HOMETOWN: **TRENCÍN, SLOVAKIA**



DRAFT POSITION

Ottawa Senators' first-round selection (12th overall) in the 1997 National Hockey League Draft.

CAREER TRANSACTIONS

Traded by OTT with Greg DeVries to ATL for Dany Heatley on Aug. 23, 2005 ... Traded by ATL with Pascal Dupuis to PIT for Colby Armstrong, Erik Christensen, Angelo Esposito and a first-round pick in the 2008 NHL Draft (Daulton Leveille) on Feb. 26, 2008 ... Signed as a free agent by DET on July 2, 2008 ... Signed as a free agent by the Blackhawks on July 1, 2009.

CAREER HIGHLIGHTS

Recorded career highs in assists (57) and points (100) in the 2006-07 regular season with ATL ... Ranks third among active players with 14 seasons of 20 or more goals ... Leads active players with 30 career shorthanded tallies as of the end of the 2014-15 campaign ... Notched a career-best 45 goals in 2002-03 with OTT, including three hat tricks, tied for a franchise single-season record (D. Heatley) ... Collected a career-high five assists on Jan. 4, 2001 vs. TBL ... Netted a career-high four goals on Jan. 2, 2003 vs. ATL ... Skated in a regular-season career-high 28:28 on Jan. 11, 2006 vs. NSH ... Recorded a career-long 11-game point streak (7G, 11A) from Feb. 17-March 12, 2007 ... Skated in his 1,100th career NHL game on Oct. 30, 2014 at OTT, one of 178 all-time players to reach the plateau ... Posted postseason career highs in goals (12), assists (14) and points (26) during the 2008 Stanley Cup Playoffs with PIT ... Named to four consecutive Olympic teams with Slovakia (2002, 2006, 2010, 2014) ... Named to 1999 NHL All-Rookie team ... Five-time NHL All-Star (2001, 2003, 2007, 2008, 2012) ... Won the Stanley Cup in 2010, 2013 and 2015 with Chicago.

CAREER

2014-15: Compiled 61 points (22G, 39A) in 82 regular-season games with Chicago ... Reached the 60-point plateau for the 10th time in his career and appeared in all regular-season tilts for the first time since joining the Blackhawks ... Paced the team in assists, shots on goal (247) and takeaways (68) ... Tied for the team lead with six power-play goals ... Tallied his 1,000th career point with a goal and an assist in his 1,100th NHL game on Oct. 30 at OTT ... Collected four points (1G, 3A) on Nov. 22 at EDM, his best single-game total with the Blackhawks ... Registered five multi-goal games, including a three-game multi-goal streak from Feb. 8-11 ... Logged a season-high nine shots on goal on Nov. 26 vs. COL ... Ranked fourth on the club with 17 points (4G, 13A) in 23 postseason contests en route to the 2015 Stanley Cup championship ... Skated in a postseason-high 33:56 on April 21 vs. NSH ... Netted series-clinching goals in Game 4 of the Second Round vs. MIN on May 7 and Game 7 of the Western Conference Final vs. ANA on May 30. **2013-14:** Ranked fifth on the team with 60 points (30G, 30A) in 72 regular-season games with Chicago ... Reached the 30-goal plateau for the first time since joining the team ... Skated in his 300th Blackhawks game on March 1 vs. PIT ... Ranked fifth in the NHL with 75 takeaways ... Shared fifth in the league with 3 SHG ... Scored the 100th goal of his Blackhawks career on Oct. 29 vs. OTT and added two helpers to set a season high with three points ... Tallied a season-high three helpers on Dec. 11 vs. PHI ... Notched a season-long six-game point streak (6G, 2A) from Jan. 11-22 ... Equalled his season best with three points (1G, 2A) on March 16 vs. DET ... Missed eight games due to injury (Nov. 16-19, March 4-14) ... Registered 14 points (2G, 12A) in 19 Stanley Cup Playoffs games ... Ranked fifth on the club in points ... Tallied a postseason-high eight shots on goal on April 19 at STL ... Collected back-to-back three-point efforts on May 2 (1G, 2A) and May 4 (3A) vs. MIN, becoming the second Blackhawks player to accomplish that feat since 1995



CAREER HIGHS

SOG	16	CAR	11/01/06
GOALS	4	ATL	01/02/03
ASSISTS	5	TBL	01/04/01
POINTS	5		FOUR TIMES
PIM	15		TWICE

HOSSA VS. NHL

	GP	G	A	PTS	PIM
ANA	34	19	9	28	8
ARI	33	17	11	28	24
BOS	49	20	12	32	20
BUF	47	20	12	32	20
CGY	31	8	14	22	14
CAR	53	25	32	57	37
CHI	13	5	6	11	12
COL	28	11	12	23	8
CBJ	35	18	18	36	10
DAL	37	18	16	34	22
DET	34	11	17	28	14
EDM	33	14	17	31	6
FLA	53	32	32	64	24
LAK	31	12	9	21	10
MIN	32	13	12	25	12
MTL	48	9	22	31	24
NSH	39	11	12	23	17
NJD	44	19	23	42	24
NYI	45	22	22	44	28
NYR	47	19	28	47	28
OTT	19	8	20	28	6
PHI	45	13	22	35	24
PIT	43	12	34	46	26
SJS	33	17	13	30	14
STL	47	21	17	38	16
TBL	54	25	33	58	37
TOR	47	17	24	41	24
VAN	33	9	14	23	18
WSH	51	24	32	56	41
WPG	32	20	14	34	12
TOTAL	1,172	486	570	1,056	596

CAREER (CONT.)

... Equalled a postseason career high with three assists on May 4 vs. MIN. **2012-13:** Ranked third on the team with 31 points (17G, 14A) in 40 regular-season games ... Tallied a team-high six game-winning goals ... Skated in his 1,000th career NHL game on March 3 at DET ... Compiled four multi-goal games and seven multi-point games ... Posted a season-high three points twice (Jan. 19, 2G, 1A; April 15, 1G, 2A) ... Recorded a season-long four-game point streak (1G, 3A) from Jan. 24-30 ... Notched his 500th career assist on April 24 at EDM ... Missed seven games due to injury (March 6, March 20-April 1) ... Shared third on the team and sixth in the NHL with 16 points (7G, 9A) in 22 postseason games en route to the 2013 Stanley Cup championship ... Netted 2 GWG and a team-high three power-play goals ... Posted three points (2G, 1A) in Game 5 of the Western Conference Quarterfinals on May 9 vs. MIN ... Tallied six points (2G, 4A) during a five-game point streak from May 25-June 2 ... Missed one game due to injury (June 17). **2011-12:** Tied for second in the Western Conference and 12th in the NHL with a team-high 77 points (29G, 48A) in 81 regular-season games, his highest point total since joining Chicago ... Paced the club with 48 assists ... Shared second on the club with 29 goals ... Netted a team-high 9 PPG ... Ranked second on the Blackhawks with 2 SHG ... Reached the 20-goal plateau for the 12th consecutive season, one of three active players to do so (V. Lecavalier, J. Iginla) ... Led Chicago with 32 assists and 44 points at the United Center ... Ranked second among Blackhawks forwards in total ice time and paced team forwards in total shorthanded TOI ... Shared the club lead with 19 multi-point games ... Registered three three-point efforts and three multi-goal outings ... Ranked fifth in the NHL with a team-high 94 takeaways ... Compiled five separate point streaks of at least five games ... Registered 14 points (5G, 9A) over an eight-game point streak from Dec. 8-26 ... Tallied 11 points (3G, 8A) during a season-long nine-game point streak from Jan. 8-24 ... Tallied three points (1G, 2A) and a game-high seven shots on goal for the victorious Team Chara in the 2012 NHL All-Star Game ... Potted a PPG on March 20 at CBJ for his 900th NHL point, becoming the 96th player in league history to reach the mark ... Netted his 400th NHL goal as part of a three-point night (1G, 2A) on Dec. 8 at NYI, becoming the 85th player in league history to reach the milestone ... Skated in his 900th regular-season NHL game on Oct. 13 vs. WPG and posted his first multi-point effort of the season (1G, 1A) ... Missed one regular-season contest due to injury (Oct. 15) ... Held scoreless in three postseason appearances vs. ARI in the WCQF ... Missed the final three playoff games due to injury (April 19-23). **2010-11:** Ranked fourth on the team with 25 goals and 57 points in 65 regular-season tilts ... Tied for the club lead with 2 SHG and three shorthanded points ... Ranked second among team forwards with 19:42 TOI per game ... Recorded his 25th goal of the campaign on April 8 at DET, the 10th time in his career reaching the 25-goal plateau ... Tallied 2 PPG on March 14 vs. SJS to reach the 20-goal plateau for the 11th consecutive season ... Notched 17 multi-point games, including a pair of three-point outings and three multi-goal games ... Posted goals in a season-long five straight games (5G) from Feb. 21-March 2 ... Registered an assist on Feb. 12 at ARI for the 800th point of his NHL career ... Tallied two shorthanded points (1G, 1A) on Feb. 1 at CBJ ... Scored on a penalty shot on Jan. 23 vs. PHI, the first by a Blackhawks player at home since Troy Murray on Dec. 30, 1987 ... Opened the regular season with points in seven consecutive games (7G, 4A) ... Was honored as the NHL's Second Star for the week ending Oct. 17 after tallying six points (4G, 2A) in four games ... Missed 17 games due to injury (Oct. 29-Nov. 6, Nov. 30-Dec. 22, Jan. 25, Feb. 11) ... Shared the team lead with six points (2G, 4A) in seven tilts in the WCQF vs. VAN. **2009-10:** Ranked fourth on the club with 24 goals and fifth with 51 points in 57 regular-season contests ... Shared the NHL lead with 5 SHG and ranked second with six shorthanded points ... Registered 12 multi-point and three multi-goal games ... Collected his 400th career assist on March 3 vs. EDM ... Posted back-to-back two-goal games on Jan. 3 and Jan. 5 ... Made his Blackhawks debut on Nov. 25 at SJS, netting two goals, including a SHG ... Missed the first 22 games of the season due to injury (Oct. 2-Nov. 22) ... Ranked fourth on the club with 12 assists and added three goals in 22 contests while helping the Blackhawks win the 2010 Stanley Cup championship ... Ranked second on the club in the postseason with 73 SOG ... Netted the overtime GWG in Game 5 of the WCQF vs. NSH on April 24 ... Matched a postseason career high with three assists in Game 6 of the WCQF on April 26 ... Tallied seven points (1G, 6A) over a four-game point streak from April 20-26. **2008-09:** Led DET and shared fifth in the league with 40 goals while adding 31 assists in 74 regular-season contests ... Became the eighth player in NHL history to record 40 goals with three different teams (DET, ATL, OTT) ... Scored his 300th career goal in overtime on Oct. 18 vs. NYR ... Posted eight multi-goal games, including a season-high three points on four occasions ... Compiled a season-long nine-game point streak (6G, 8A) from Oct. 16-30 ... Named to the NHL Second All-Star Team ... Tied for fifth on DET with 15 points in 23 Stanley Cup Playoffs games and ranked fourth with six goals while helping the team reach the 2009 Stanley Cup Final. **2007-08:** Totaled 66 points (29G, 37A) in 72 regular-season games split between PIT and ATL ... Tallied 10 points (3G, 7A) in 12 games with PIT ... Recorded 21 multi-point games, including six straight from Nov. 9-21 ... Finished second on PIT and third in the NHL with 26 points (12G, 14A) in 20 postseason games, helping the team reach the 2008 Stanley Cup Final ... Tied for the team lead with 5 PPG in the postseason ... Posted 56 points (26G, 30A) in 60 games with ATL ... Registered the seventh hat trick of his career on Jan. 15 vs. DET ... Represented ATL at the 2008 NHL All-Star Game in Atlanta and posted two points (1G, 1A). **2006-07:** Finished sixth in the NHL and led ATL with a single-season franchise-record 100 points (43G, 57A) ... Paced the club with a career-high 57 assists ... Tallied 30 or more goals for the sixth consecutive season ... Ranked second on the club and fourth in the NHL with 17 PPG ... Represented ATL at the 2007 NHL All-Star Game in Dallas and tallied four assists ... Notched a career-best 32 multi-point games ... Recorded a career-long 11-game point streak (7G, 11A) from Feb. 17-March 12. **2005-06:** Finished third on ATL and 11th in the NHL with 92 points (39G, 53A) ... Led the NHL and established an ATL record with 7 SHG ... Shared the team lead with 7 GWG ... Matched his career high with a five-point game (1G, 4A) vs. WSH on Dec. 22. **2004-05:** Split the season between Dukla Trencin (22G, 20A) of the Slovakian Extraliga and Mora IK (18G, 16A) of the Swedish Elite League. **2003-04:** Paced OTT and finished fifth in the NHL with 82 points (36G, 46A) in 81 regular-season games ... Led OTT and ranked sixth in the NHL with 36 goals ... Led the NHL with 39 power-play points (14G, 25A) ... Paced the club with three goals, including 2 GWG, in seven postseason games. **2002-03:** Paced OTT and ranked 14th in the NHL with 80 points (45G, 35A) in 80 regular-season games ... Led team and ranked fourth in the NHL with a career-high 45 goals ... Posted a career-high 10 GWG ... Set an OTT club record for hat tricks in a single season (3) ... Recorded the first four-goal game in franchise history and added an assist to set a career high of five points on Jan. 2 vs. ATL ... Led the team with 11 assists and 16 points in 18 postseason games. **2001-02:** Ranked second on OTT with 31 goals and 35 assists, while his 66 points ranked third on the team ... Shared the team lead with 9 PPG ... Notched four goals and six assists in 12 postseason contests. **2000-01:** Finished second on OTT with 75 points (32G, 43A), 11 PPG and 8 GWG in 81 regular-season games. **1999-2000:** Ranked third on OTT with 56 points (29G, 27A) in 78 regular-season

PLAYERS	2015 CUP
LEADERSHIP	
2014-15	
OPPONENTS	
TRADITION	
RECORDS	
PLAYOFFS	
HISTORY	
MINORS	
NHL	
MEDIA	

2015 CUP

LEADERSHIP

PLAYERS

2014-15

OPPONENTS

TRADITION

RECORDS

PLAYOFFS

HISTORY

MINORS

NHL

MEDIA



games ... Tied for the team lead with 29 goals ... Earned the Molson Cup, given annually to OTT player with the most points in Three Stars voting during the season. **1998-99:** Led OTT rookies with 30 points (5G, 15A) in 60 regular-season games ... Tallied his first career NHL goal on Dec. 9 vs. FLA ... Finished second in voting for the Calder Memorial Trophy as the NHL's rookie of the year ... Named to the NHL's All-Rookie Team. **1997-98:** Notched one assist in seven regular-season games with OTT ... Made his NHL debut on Oct. 1 at MTL ... Skated in 53 regular-season games with the Western Hockey League's Portland Winterhawks, tallying 85 points (45G, 40A) ... Ranked third on the team with 19 points (13G, 6A) in 16 postseason games en route to winning the WHL championship ... Posted nine points (5G, 4A) during a four-game Memorial Cup run. **1996-97:** Skated in 46 games with Dukla Trencin, posting 44 points (25G, 19A).

INTERNATIONAL CAREER

Led Team Slovakia with two goals and three points in four contests at the 2014 Winter Olympics in Sochi ... Notched two points (1G, 1A) in five contests at the 2011 World Championship in Slovakia ... Ranked second in scoring at the 2010 Winter Olympic Games in Vancouver with nine points (3G, 6A) in seven games for fourth-place Slovakia ... Tallied 10 points (5G, 5A) in six games at the 2006 Winter Olympics in Turin ... Made his Olympic debut for Slovakia at the 2002 Games in Salt Lake City, posting six points (4G, 2A) in two games ... Has skated for Slovakia at the World Championship eight times since 1997, when he tallied two points in eight games as an 18-year-old ... Posted a total of 41 points (16G, 25A) in 52 games across eight World Championship tournaments ... Represented Slovakia at the 1998 World Junior Championship, posting eight points (4G, 4A) in six games ... Registered seven points (5G, 2A) in six games while skating for Slovakia at the 1997 WJC ... Scored one goal in four games with Slovakia at the 2005 World Cup of Hockey.

CAREER STATISTICS

SEASON	TEAM	LEAGUE	REGULAR SEASON						PLAYOFFS					
			GP	G	A	PTS	+/-	PIM	GP	G	A	PTS	+/-	PIM
1996-97	Slovakia	WJC	6	5	2	7	-	2	-	-	-	-	-	-
	Slovakia	WC	8	0	2	2	-	0	-	-	-	-	-	-
1997-98	Portland	WHL	53	45	40	85	41	50	16	13	6	19	7	6
	Memorial Cup	CHL	4	5	4	9	6	4	-	-	-	-	-	-
	OTTAWA	NHL	7	0	1	1	-1	0	-	-	-	-	-	-
	Slovakia	WJC	6	4	4	8	-	12	-	-	-	-	-	-
1998-99	OTTAWA	NHL	60	15	15	30	18	37	4	0	2	2	1	4
	Slovakia	WC	6	5	2	7	-	8	-	-	-	-	-	-
1999-2000	OTTAWA	NHL	78	29	27	56	5	32	6	0	0	0	-8	2
2000-01	OTTAWA	NHL	81	32	43	75	19	44	4	1	1	2	1	4
	Slovakia	WC	6	1	2	3	1	2	-	-	-	-	-	-
2001-02	OTTAWA	NHL	80	31	35	66	11	50	12	4	6	10	2	2
	Slovakia	OLY	2	4	2	6	5	0	-	-	-	-	-	-
2002-03	OTTAWA	NHL	80	45	35	80	8	34	18	5	11	16	-1	6
2003-04	OTTAWA	NHL	81	36	46	82	4	46	7	3	1	4	2	0
	Slovakia	WC	9	2	5	7	5	2	-	-	-	-	-	-
2004-05	Dukla Trencin	Slovakia	25	22	20	42	34	38	5	4	5	9	-1	14
	Mora IK	SWE	24	18	14	32	8	22	-	-	-	-	-	-
	Slovakia	W-CUP	4	1	0	1	-2	2	-	-	-	-	-	-
	Slovakia	WC	7	4	3	7	4	6	-	-	-	-	-	-
2005-06	ATLANTA	NHL	80	39	53	92	17	67	-	-	-	-	-	-
	Slovakia	OLY	6	5	5	10	9	4	-	-	-	-	-	-
	Slovakia	WC	5	1	5	6	2	0	-	-	-	-	-	-
2006-07	ATLANTA	NHL	82	43	57	100	18	49	4	0	1	1	-6	6
	Slovakia	WC	6	2	4	6	1	6	-	-	-	-	-	-
2007-08	ATLANTA	NHL	60	26	30	56	-14	30	-	-	-	-	-	-
	PITTSBURGH	NHL	12	3	7	10	0	6	20	12	14	26	8	12
2008-09	DETROIT	NHL	74	40	31	71	27	63	23	6	9	15	5	10
2009-10	CHICAGO	NHL	57	24	27	51	24	18	22	3	12	15	7	25
	Slovakia	OLY	7	3	6	9	0	6	-	-	-	-	-	-
2010-11	CHICAGO	NHL	65	25	32	57	9	32	7	2	4	6	0	2
	Slovakia	WC	5	1	1	2	-1	2	-	-	-	-	-	-
2011-12	CHICAGO	NHL	81	29	48	77	18	20	3	0	0	0	3	0
2012-13	CHICAGO	NHL	40	17	14	31	20	16	22	7	9	16	8	2
2013-14	CHICAGO	NHL	72	30	30	60	28	20	19	2	12	14	0	8
	Slovakia	OLY	4	2	1	3	0	4	-	-	-	-	-	-
2014-15	Chicago	NHL	82	22	39	61	17	32	23	4	13	17	7	10
NHL TOTALS			1,172	486	570	1,056	228	596	194	49	95	144	29	93

PATRICK KANE

RIGHT WING • 88

SHOOTS: LEFT

HEIGHT: 5'11" WEIGHT: 177

BIRTHDATE: NOV. 19, 1988

BIRTHPLACE: BUFFALO, N.Y.



DRAFT POSITION

Blackhawks' first-round selection (first overall) in the 2007 National Hockey League Draft.

CAREER HIGHLIGHTS

Recorded career highs in goals (50), assists (58) and points (88) in the 2009-10 regular season ... Holds the franchise single-season record for assists by a rookie (51, 2007-08) ... Skated in a career-high 25:21 on Dec. 11, 2011 vs. SJS, and matched it on March 20, 2013 at ANA ... Posted a career-long 14-game point streak (8G, 17A) from Nov. 30-Dec. 28, 2013 ... Notched playoff career bests with 18 assists and 28 points during the Blackhawks' 2010 Stanley Cup championship run ... Scored a career-high 11 goals during the 2015 Stanley Cup championship run ... Shares franchise record (J. Toews) with 10 career playoff game-winning goals, including the Cup-winning goal in 2010 ... Earned the 2013 Conn Smythe Trophy as the Most Valuable Player in the postseason ... Skated in his 100th career postseason contest in Game 1 of the Second Round vs. MIN on May 1, 2015, becoming the eighth youngest player in league history to reach the milestone ... Won a silver medal at the 2010 Winter Olympics with Team USA ... Named to four NHL All-Star Teams (2009, 2011, 2012, 2015) ... Captured the 2008 Calder Memorial Trophy as the NHL's top rookie ... Won the Stanley Cup in 2010, 2013 and 2015 with Chicago.

CAREER

2014-15: Ranked second on the team with 27 goals and 64 points in 61 regular-season games ... Finished third on the team with 37 assists ... Tallied his eighth career 20-goal season, leading active American-born skaters ... Moved into ninth in franchise history with 557 career points (205G, 352A) ... Earned his 500th career point (1A) on Oct. 26 vs. OTT ... Scored his 200th career goal on Jan. 20 vs. ARI ... Served as assistant captain on Team Foligno in his fourth All-Star Game ... Named NHL's second star in December with 17 points (8G, 9A) and points in 10 of 13 games ... Recorded five multi-goal games and nine three-point games ... Netted his first goal of the season on Oct. 11 vs. BUF ... Missed the last 22 games of the regular season (Feb. 24-April 11) due to injury ... Shared the league lead with a team-high 23 points (11G, 12A) in 23 postseason game en route to the 2015 Stanley Cup championship ... Set a postseason career high in goals ... Paced the NHL with a seven-game point streak (6G, 4A) from April 21-May 7 ... Skated in his 100th career postseason contest in Game 1 of the Second Round vs. MIN on May 1, becoming the eighth youngest player in league history to reach the milestone ... Netted a goal in Game 2 of the Second Round vs. MIN on May 3 for his 100th career playoff point ... Notched two points (1G, 1A) in Game 6 of the Stanley Cup Final vs. TBL on June 15, including an assist on the game-winner and the insurance goal. **2013-14:** Posted 69 points (29G, 40A) in 69 regular-season games with Chicago ... Reached the 60-point plateau for the sixth time in his seven NHL seasons ... Became the second player in franchise history to reach the 50-point mark in each of his first seven seasons (D. Savard) ... Is one of two active players to record at least 20 goals and at least 30 assists in each of his first seven seasons (J. Jagr) ... Equaled his career high with six game-winning goals ... Shared the team lead with 10 power-play goals and 25 power-play points ... Led the team with 39 road points (21G, 18A) ... Earned back-to-back NHL First Star of the Month honors in November and December ... Was the only player in the NHL to record two point streaks of at least 10 games ... Led the team with 19 multi-point games and shared second with four three-point outings ... Recorded points in 12 consecutive games (8G, 9A) from Nov. 3-27 ... Registered assists in seven straight games (12A) from Nov. 30-Dec. 11, matching a career long ... Posted a career-long 14-game point streak (8G, 17A) from Nov. 30-Dec. 28 ... Skated in a season-high 24:46 on Dec. 6 vs. ANA ... Tied his career high with three assists on Dec. 8 vs. FLA ... Posted his 300th career assist on Dec. 11 vs. PHI ... Took a career-high nine shots on



CAREER HIGHS

SOG	9	COL	12/27/13
GOALS	2		19 TIMES
ASSISTS	3		FIVE TIMES
POINTS	4	CBJ	10/23/07
PIM	8	OTT	12/10/08

KANE VS. NHL

	GP	G	A	PTS	PIM
ANA	29	8	15	23	6
ARI	26	7	23	30	10
BOS	10	4	4	8	4
BUF	9	5	4	9	4
CGY	28	16	16	32	10
CAR	6	1	1	2	8
COL	30	8	18	26	14
CBJ	36	12	26	38	22
DAL	30	17	25	42	6
DET	39	9	23	32	14
EDM	28	11	25	36	20
FLA	11	5	9	14	6
LAK	27	8	18	26	8
MIN	31	11	16	27	8
MTL	8	2	4	6	4
NSH	43	17	19	36	8
NJD	10	1	4	5	2
NYI	8	4	6	10	4
NYR	8	3	3	6	0
OTT	8	2	1	3	10
PHI	7	3	4	7	2
PIT	7	0	4	4	10
SJS	27	6	15	21	4
STL	43	15	26	41	20
TBL	9	5	10	15	0
TOR	9	6	7	13	2
VAN	28	10	14	24	4
WSH	8	2	4	6	2
WPG	13	7	8	15	10
TOTAL	576	205	352	557	222

CAREER (CONT.)

goal on Dec. 27 vs. COL ... Skated in his 500th NHL game on Jan. 26 vs. WPG ... Missed 12 games due to injury (March 21-April 12) ... Recorded 20 points (86, 12A) in 19 Stanley Cup Playoffs games ... Ranked fifth in the NHL and paced the club in points, marking the second straight postseason he has led the team in scoring ... Ranked second on the team in goals ... Shared the league lead with a career-high 4 GWG (J. Toews) ... Netted the overtime series-clinching GWG in Game 6 at MIN on May 13 ... Set a playoff career high in assists and points (4A) in Game 5 vs. LAK on May 28 ... Collected two four-game point streaks (April 23-May 2, 4G, 3A; May 26-June 1, 2G, 8A). **2012-13:** Split the season between Chicago and Switzerland's EHC Biel ... Ranked fifth in the NHL with a team-high 55 points (23G, 32A) in 47 regular-season games ... Shared the team lead with 23 goals, fifth-most in the league ... Paced team forwards with 20:03 of average ice time ... Shared 13th in the league with a team-high 17 power-play points (8G, 9A) ... Was one of two NHL players to register two separate point streaks of eight-plus games (March 10-29, 6G, 9A; Feb. 2-15, 7G, 5A) ... Shared fourth in the NHL with a 1.17 points-per-game average ... Shared sixth in the NHL with a team-high 15 multi-point games, including five three-point games and three multi-goal outings ... Skated in his 400th NHL game on Jan. 19 at LAK ... Notched his 400th career point with an assist on March 14 at CBJ ... Equalled a regular-season career high with 25:21 of ice time on March 20 at ANA ... Named a finalist for the 2013 Lady Byng Memorial Trophy ... Ranked fourth on the club with 23 points (13G, 10A) in 20 regular-season games with Biel ... Ranked third on the team with 13 goals ... Notched eight multi-point games ... Earned silver with HC Davos in the Spengler Cup Championship ... Registered five points (4G, 1A) in as many games during the tournament, including the game-winner in the semifinal game ... Won the 2013 Conn Smythe Trophy as the most valuable player of the Stanley Cup Playoffs ... Shared second in the league with a team-high 19 points in 23 postseason games en route to the 2013 Stanley Cup championship ... Shared second in the NHL with nine goals and ninth with 10 assists ... Netted his second career playoff hat trick, including the series-clinching goal in double overtime, in Game 5 of the Western Conference Final vs. LAK on June 8 ... Recorded a postseason career-high 37:49 TOI on June 12 in Game 1 of the Stanley Cup Final vs. BOS. **2011-12:** Ranked second on the club with 43 assists and third with 66 points (23G, 43A) in 82 regular-season games ... Became the third player in franchise history with 20 or more goals in each of his first five NHL seasons (J. Toews, D. Savard) ... Became one of three active NHL players to register at least 20 goals and 40 assists in each of his first five NHL campaigns (S. Crosby, A. Ovechkin) ... Ranked second on the team with 15 goals and 38 points at the United Center ... Paced club forwards with 20 assists on the road ... Ranked eighth in the NHL with a career-high 77 takeaways ... Won a career-high 240 faceoffs ... Finished sixth in the NHL with a team-high six shootout goals, while his four game-deciding markers shared second in the league ... Potted a goal for the victorious Team Chara at the 2012 NHL All-Star Game in Ottawa, his third career appearance ... Voted as the winner in the Breakaway Challenge during the 2012 All-Star Skills Challenge ... Logged a career-high 25:21 of ice time on Dec. 11 vs. SJS ... Paced Blackhawks forwards in total, even-strength and power-play TOI ... Registered six points (3G, 3A) during a five-game point streak from March 9-18 ... Notched eight points (1G, 7A) during a five-game point streak from Nov. 29-Dec. 8 ... Equalled a career high with three assists on Nov. 4 at TBL ... Led the team with four assists in six postseason appearances vs. ARI in the Western Conference Quarterfinals ... Shared second among club forwards with a postseason career-high average TOI of 21:58 ... Notched two assists and tallied a postseason career-high 7 SOG in Game 1 on April 12. **2010-11:** Collected a team-best 46 assists and ranked second with 73 points in 73 regular-season contests ... Tied for the scoring lead among American-born NHL players ... Became the second player in Blackhawks history (D. Savard) and one of only five in the NHL since 1990 to record at least 20 goals and 45 assists in each of his first four seasons ... Paced the Blackhawks with 22 goals and shared the club lead with 49 points at even strength ... Posted 21 multi-point outings and shared the club lead with six three-point efforts ... Became the second-youngest player in franchise history to collect his 200th career assist (D. Savard) on April 10 vs. DET ... Recorded his 300th NHL point with a goal on April 5 at MTL, becoming the second-youngest player in franchise history to do so (D. Savard) ... Became the third-youngest player in franchise history to reach the 100-goal plateau (J. Roenick, B. Hull) on March 14 vs. SJS ... Reached the 300-goal milestone on March 4 vs. CAR ... Compiled a season-long seven-game point streak from Feb. 27-March 9 (3G, 6A) ... Collected one assist for Team Lidstrom in the 2011 NHL All-Star Game, the second All-Star Game of his career ... Registered his first multi-goal effort and his first three-point outing of the year (2G, 1A) on Nov. 6 at ATL ... Missed nine games due to injury (Oct. 15, Dec. 8-26) ... Paced the Blackhawks with five assists and shared the club lead with six points (1G, 5A) in seven games during the WCOF vs. VAN. **2009-10:** Led the Blackhawks and American-born NHL players, and ranked ninth in the NHL, with a career-high 88 points, the most by a Blackhawks player since 1993-94 (J. Roenick, 107) ... Posted career bests with 30 goals and 58 assists, the most helpers posted in a single season since 1995-96 (C. Chelios, 58) ... Ranked second on the team with a career-high six game-winning goals ... Tied for sixth in the NHL with 58 points (21G, 37A) at even strength ... Paced the team with 28 power-play points (9G, 19A) ... Led the club with 23 multi-point games, including a team-best five three-point outings ... Became the youngest player (21y, 68d) in Blackhawks franchise history to reach the 200-point plateau with an assist on Jan. 26 at EDM ... Collected his 100th NHL assist on Oct. 12 vs. CGY ... Tied a career high with three assists on Jan. 16 at CBJ ... Compiled a season-long 11-game point streak (9G, 9A) from Dec. 22-Jan. 9, including a five-game goal streak (7G) from Dec. 22-29 ... Skated in his 200th regular-season game on Dec. 27 vs. NSH ... Netted three consecutive GWG from Dec. 23-27, the first Blackhawks player to do so since 1995 ... Recorded 13 points (5G, 8A) over a nine-game point streak from Oct. 30-Nov. 21 ... Scored in five straight games (5G) from Nov. 11-21 ... Tallied four points (2G, 2A) to lead the team in scoring during NHL Premiere 2009 in Helsinki, Finland, from Oct. 2-3 ... Scored at 4:06 of overtime in Game 6 of the Stanley Cup Final on June 9 at Wachovia Center in Philadelphia to give the Blackhawks a 4-3 victory and clinch the organization's first Stanley Cup since 1961 ... Ranked third in the league with a career-high 28 postseason points ... Tied for second with a career-high 18 assists ... Registered at least one point in 18 of 22 postseason tilts ... Paced Chicago with nine multi-point games in the playoffs ... Led the Blackhawks with eight points (3G, 5A) in the SCF ... Scored the first shorthanded goal of his NHL career at 19:46 of the third period in Game 5 of the WCOF vs. NSH on April 24. **2008-09:** Ranked second on the club with 70 points, shared second with 45 assists and finished fifth with 25 goals in 80 regular-season games ... Paced Chicago with 13 PPG and 35 power-play points ... Led the team with 36 road points and shared the lead with 17 road goals ... Named to the Western Conference starting lineup for the 2009 NHL All-Star Game in Montreal, finishing as the team's leading vote-getter ... Netted two points (1G, 1A) in his first NHL All-Star Game ... Participated in the Fan Fav NHL Breakaway Challenge during the skills competition ... Led the club with 254 shots on goal and paced team forwards with 18:39 of average TOI ... Posted a season-

2015 CUP

LEADERSHIP

PLAYERS

2014-15

OPPONENTS

TRADITION

RECORDS

PLAYOFFS

HISTORY

MINORS

NHL

MEDIA

2015 CUP

LEADERSHIP

PLAYERS

2014-15

OPPONENTS

TRADITION

RECORDS

PLAYOFFS

HISTORY

MINORS

NHL

MEDIA



CAREER (CONT.)

long five-game point streak on six different occasions ... Notched 16 multi-point performances, including six with a season-high three points, and two multi-goal games ... Accrued a career-high 8 PIM on Dec. 10 vs. OTT ... Missed two game due to injury (Jan. 4-6) ... Led the club with nine goals and ranked second with 14 points in 16 contests during his Stanley Cup Playoffs debut ... Paced Chicago with six goals and eight points in six games in the Western Conference Semifinals vs. VAN ... Became the third-youngest player (20y, 173d) in Stanley Cup Playoffs history at the time to post a hat trick (T. Kennedy, W. Gretzky) when he netted his first professional hat trick in the series-clinching Game 6 of the WCSF on May 11 ... Netted two goals in Game 1 of the WCSF vs. VAN on April 30 ... Posted a three-game goal-scoring and multi-point streak from April 27-May 2 ... Netted his first NHL postseason goal on April 22 at CGY ... Tallied two points (1G, 1A) on April 27 in Game 6 vs. CGY ... Missed Game 3 of the WCQF on April 20 at CGY due to injury ... Posted his first NHL playoff point (1A) on April 18 vs. CGY ... Netted Chicago's first goal of the regular season on Oct. 10 and the final marker of the team's playoff run on May 27. **2007-08:** Captured the 2008 Calder Trophy as the NHL's top rookie, becoming the eighth Blackhawks player to accomplish the feat ... Led the team and NHL rookies with 72 points (21G, 51A) in 82 regular-season games ... Established a franchise rookie record with 51 assists, which paced the team and ranked second among league rookies ... Tied for third on the team with 21 goals ... Led the squad and NHL rookies with 28 power-play points ... Shared second on the team and led league rookies with 7 PPG ... Shared the NHL lead with seven shootout goals and converted 7 of 9 attempts during the season ... Collected a career-high four points (2G, 2A) on Oct. 23 vs. CBJ ... Matched a career-high two goals three times ... Dished out a career-most three assists on Nov. 28 vs. TBL ... Tallied two goals in the YoungStars Game during the 2008 NHL All-Star Game in Atlanta ... Earned NHL Rookie of the Month honors for October after registering 16 points (5G, 11A), the most in October by a rookie since 1992 (T. Selanne) ... Notched a season-long six-game point streak (1G, 6A) from Dec. 23-Jan. 4 ... Scored his first NHL goal on Oct. 19 vs. COL as part of a three-point night ... Netted the game-winning shootout goal vs. DET on Oct. 6 after posting his first career NHL point (1A) in regulation. **2006-07:** Captured the Ontario Hockey League scoring title with 145 points (62G, 83A) in 58 regular-season games with the London Knights ... Earned the Erms Family Award as the OHL Rookie of the Year and was runner-up for the Red Tilson Trophy as OHL MVP.

INTERNATIONAL CAREER

Made his second career Olympic appearance at the 2014 Winter Games in Sochi, tallying four assists in six games with Team USA ... Ranked third among American forwards with 17:42 of ice time per game ... Was the second-youngest medalist in hockey at the 2010 Winter Olympic Games in Vancouver, earning a silver medal as the youngest member of the USA squad ... Ranked third on Team USA with five points (3G, 2A), including four points in the medal rounds against Finland (2G) and Canada (2A) ... Represented Team USA at the 2008 World Junior Championship and was selected to the First All-Star Team after sharing first on the team with 10 points (3G, 7A) ... Won a gold medal at the 2006 U18 WJC, leading the team in goals (7) and pacing the tournament with 12 points in six games ... Led the USA U17 Select Team with seven points in four games at the 2004 U17 Five Nations Tournament in Halle, Germany.

CAREER STATISTICS

			REGULAR SEASON						PLAYOFFS					
SEASON	TEAM	LEAGUE	GP	G	A	PTS	+/-	PIM	GP	G	A	PTS	+/-	PIM
2003-04	Detroit	MWEHL	70	83	77	160	-	-	-	-	-	-	-	-
2004-05	USNTDP	U17	63	32	38	70	-	16	9	7	8	15	0	2
2005-06	USNTDP	U18	58	52	50	102	-	22	-	-	-	-	-	-
	USA	WJC U18	6	7	5	12	5	2	-	-	-	-	-	-
2006-07	London	OHL	58	62	83	145	42	52	16	10	21	31	2	16
	USA	WJC	7	5	4	9	2	4	-	-	-	-	-	-
2007-08	CHICAGO	NHL	82	21	51	72	-5	52	-	-	-	-	-	-
	USA	WC	7	3	7	10	0	0	-	-	-	-	-	-
2008-09	CHICAGO	NHL	80	25	45	70	-2	42	16	9	5	14	-9	12
2009-10	CHICAGO	NHL	82	30	58	88	16	20	22	10	18	28	-2	6
	USA	OLY	6	3	2	5	4	2	-	-	-	-	-	-
2010-11	CHICAGO	NHL	73	27	46	73	7	28	7	1	5	6	-1	2
2011-12	CHICAGO	NHL	82	23	43	66	7	40	6	0	4	4	1	10
2012-13	CHICAGO	NHL	47	23	32	55	11	8	23	9	10	19	7	8
	Biel	Swiss	20	13	10	23	-	6	-	-	-	-	-	-
2013-14	CHICAGO	NHL	69	29	40	69	7	22	19	8	12	20	5	8
	USA	OLY	6	0	4	4	2	6	-	-	-	-	-	-
NHL TOTALS			515	178	315	493	41	212	93	37	54	91	1	46

DUNCAN KEITH

DEFENSE • 2


SHOOTS: **LEFT**

HEIGHT: **6'1"** WEIGHT: **192**

BIRTHDATE: **JULY 16, 1983**

BIRTHPLACE: **WINNIPEG, MANITOBA**

HOMETOWN: **PENTICTON, BRITISH COLUMBIA**



DRAFT POSITION

Blackhawks' second-round selection (54th overall) in the 2002 National Hockey League Draft.

CAREER HIGHLIGHTS

Posted career-best numbers in the 2009-10 regular season with 14 goals, 55 assists and 69 points ... Matched his career best with 55 assists in 2013-14 ... Has led Chicago in average ice time for 10 consecutive seasons ... Is one of six defensemen in franchise history to reach the 30-point mark in eight or more seasons and one of three to record two seasons of 60-plus points (C. Chelios, D. Wilson) ... Recorded a regular-season career-high ice time of 34:32 on March 9, 2011 at TBL ... Recorded a career-long eight-game point and assist streak (10A) from Nov. 19-Dec. 3, 2013 ... Skated in his 700th NHL game on Nov. 7, 2014 vs. WSH ... Earned the 2015 Conn Smythe Trophy as the Most Valuable Player in the postseason ... Notched playoff career bests in assists (18) and points (21, tying a franchise record among defensemen) during the 2015 postseason ... Skated in a postseason career-high 49:51 of TOI on May 19, 2015, in Game 2 of the Western Conference Final vs. ANA ... Set a playoff career-long five-game assist streak (8A) from May 23-June 3, 2015 ... Won the gold medal with Team Canada at the 2010 and 2014 Winter Olympics ... Named to three NHL All-Star Games (2008, 2011, 2015) ... Two-time winner of the James Norris Trophy as the NHL's top defenseman (2010, 2014) ... Won the Stanley Cup in 2010, 2013 and 2015 with Chicago.

CAREER

2014-15: Led club defensemen with 45 points and ranked fourth on the team with 35 assists ... Ranked seventh in the NHL with a team-high 25:33 of ice time, marking the 10th consecutive season he has led the club in TOI ... Notched five multi-point outings and four four-game point streaks ... Skated in his 700th NHL game on Nov. 7 vs. WSH ... Made his third career NHL All-Star Game appearance on Jan. 25 in Columbus, registering one assist ... Tallied his 400th career point with the game-winning goal on Jan. 30 at ANA ... Paced league defensemen with a career-best 18 assists and 21 points in 23 postseason contests en route to the 2015 Stanley Cup championship ... Equalled a franchise record for points by a defenseman in one playoff year ... Became the fourth skater in league history to log 700 minutes in one playoff year since TOI was introduced as an official stat in 1998 ... Skated in his 100th career postseason game in Game 1 of the Second Round vs. MIN on May 1 ... Registered a playoff career-high 49:51 of TOI on May 19 in Game 2 of the Western Conference Final vs. ANA ... Set a playoff career-long five-game assist streak (8A) from May 23-June 3 ... Netted the Stanley Cup-clinching goal in Game 6 of the Stanley Cup Final vs. TBL on June 15 to help Chicago win the championship on home ice for the first time since since April 12, 1938 ... Won the 2015 Conn Smythe Trophy as the most valuable player in the postseason, the first defenseman to do so since 2007. **2013-14:** Awarded the 2014 Norris Trophy as the league's best defenseman ... Paced team blueliners and ranked second among NHL defensemen with 61 points (6G, 55A) in 79 regular-season games ... Ranked sixth in the league and matched his career high with a club-most 55 assists ... Ranked seventh among league blueliners with 198 shots on goal ... Led the team with 24:38 TOI per game ... Recorded a career-long eight-game point and assist streak (10A) from Nov. 19-Dec. 3 ... Reached the 40-assist mark in 46 games, the quickest for a defenseman in franchise history ... Posted his 300th career assist on March 16 vs. DET ... Named the NHL's Third Star for the week ending Dec. 1 ... Shared sixth among NHL defensemen with 12 multi-point games ... Missed one game due to illness (Jan. 23) ... Registered 11 points (4G, 7A) in 19 Stanley Cup Playoffs games ... Ranked second among team defensemen in scoring ... Ranked sixth in the NHL with a team-high 27:49 of average ice time ... Equalled a playoff career high with four



CAREER HIGHS

SOG	8	@ VAN	01/23/10
GOALS	2		TWICE
ASSISTS	4	@ CBJ	03/20/12
POINTS	4	@ CBJ	03/20/12
PIM	19	@ SJS	02/05/13

KEITH VS. NHL

	GP	G	A	PTS	PIM
ANA	37	3	12	15	27
ARI	37	2	20	22	18
BOS	12	2	5	7	0
BUF	11	2	6	8	10
CGY	37	4	17	21	21
CAR	10	0	2	2	2
COL	40	2	22	24	22
CBJ	56	6	30	36	35
DAL	40	4	18	22	20
DET	55	5	24	29	32
EDM	37	7	20	27	22
FLA	12	1	7	8	0
LAK	37	7	20	27	22
MIN	37	5	11	16	12
MTL	10	0	4	4	6
NSH	59	6	26	32	36
NJD	11	1	7	8	4
NYI	11	0	5	5	2
NYR	11	1	6	7	4
OTT	10	0	5	5	8
PHI	10	2	4	6	0
PIT	10	0	2	2	8
SJS	37	3	14	17	39
STL	59	8	19	27	46
TBL	10	1	4	5	10
TOR	10	2	7	9	4
VAN	36	2	11	13	47
WSH	9	1	5	6	4
WPG	15	1	6	7	12
TOTAL	766	75	340	415	465

CAREER (CONT.)

points and three assists in Game 6 of the Western Conference First Round vs. STL on April 27, and was one of only two NHL defensemen to record four points in a single game during the postseason. **2012-13:** Paced team defensemen and shared fourth on the club with 27 points (3G, 24A) in 47 regular-season games ... Shared fifth among NHL defensemen in assists ... Recorded a career-high 19 PIM on Feb. 5 at SJS ... Posted five multi-point games, including two three-point outings ... Registered a season-high three assists on March 25 vs. LAK, including his 300th NHL helper ... Appeared in his 600th NHL game on April 12 vs. DET ... Skated in a season-high 30:30 on April 20 vs. ARI ... Shared third among league defensemen with 13 points in 22 postseason games en route to the 2013 Stanley Cup championship ... Shared first on the team and seventh in the league with 11 helpers ... Registered over 40 minutes of ice time in back-to-back games, including a postseason career-high 48:40 on June 12 in Game 1 of the Stanley Cup Final vs. BOS ... Missed one game due to suspension (June 6). **2011-12:** Led team defensemen with 36 assists and 40 points in 74 regular-season tilts ... His 36 helpers shared third on the team ... Shared first in the NHL with a team-high 26:53 TOI per game, marking the seventh consecutive season in which he led Chicago in ice time ... Paced team defensemen with nine multi-point efforts and 162 shots on goal ... Led Blackhawks defensemen with four goals and ranked second with 19 points at the United Center ... Collected his 200th NHL assist on Nov. 18 at CGY ... Posted a season-long five-game point streak (2G, 4A) from Nov. 10-18 ... Registered a season-high six blocked shots on Jan. 31 at VAN ... Notched a career-high four assists on March 20 at CBJ ... Missed three games due to injury (Nov. 3-6) and five games due to suspension (March 25-April 1) ... Registered one assist in six postseason appearances in the 2012 Western Conference Quarterfinals vs. ARI ... Led the league with a postseason career-high average TOI of 30:15. **2010-11:** Ranked second among club defensemen with seven goals, 38 assists and 45 points ... Led the NHL for the first time in his career with 26:53 of ice time per game, his sixth straight season pacing the club in TOI ... Finished second among team blueliners with nine multi-point efforts, including one season-high three-point outing (Oct. 29 vs. EDM, 3A) ... Voted by fans as one of two starting defensemen for the 2011 NHL All-Star Game in Raleigh ... Collected one assist for Team Lidstrom in his second career All-Star appearance ... Recorded a season-high 6 SOG twice (Jan. 25 vs. MIN, Feb. 27 vs. ARI) ... Logged more than 30:00 of ice time 13 times, including a regular-season career-high 34:32 on March 9 at TBL ... Netted a team-best four goals and tied for the club lead with six points in seven games vs. VAN in the 2011 WCOF ... Logged a team-high 26:55 TOI per game ... Notched the GWG in Game 4 on April 19 ... Registered a postseason career-high four points (2G, 2A) in Game 5 on April 21. **2009-10:** Won the 2010 James Norris Memorial Trophy as the NHL's top defenseman ... Ranked second on the team and second among NHL defensemen with a career-high 69 points, including career bests in goals (14) and assists (55) ... Posted the most points by a Chicago defenseman since 1995-96 (C. Chelios, 72) ... Led league blueliners in goals (10), assists (38) and points (48) at even strength ... Ranked second among NHL defensemen with 15 multi-point outings ... Led league defensemen and shared third overall with five short-handed points (1G, 4A) ... Ranked second on the club with 143 blocked shots ... Paced the club for the fifth consecutive season and ranked second in the league with an average TOI of 26:35 ... Collected his 100th NHL assist on Oct. 14 vs. EDM ... Recorded a multi-goal game in a three-point night (2G, 1A) on Jan. 7 at BOS ... Registered assists in seven consecutive games from Dec. 18-29, marking the team's longest assist streak of the campaign ... Collected a season-high three assists twice (Nov. 19 at CGY, Nov. 25 at SJS) ... Logged over 30:00 eight times, including a season-high 32:40 on March 14 vs. WSH ... Finished second among NHL defensemen with 17 points (2G, 15A) in 22 playoff tilts, helping the Blackhawks win the 2010 Stanley Cup championship ... Ranked third on the club with a career-best 15 assists in the postseason ... Recorded three multi-point outings ... Established a postseason career high with three assists in Game 4 of the Stanley Cup Final on June 4 at PHI ... Paced blueliners and ranked seventh overall in the postseason with 61 SOG. **2008-09:** Led NHL defensemen and tied for fourth overall in the league with a career-high +33 plus/minus rating ... Shared the lead among team defensemen with eight goals and ranked second among team blueliners with 36 assists and 44 points in 77 regular-season games ... Led the Blackhawks in TOI for the fourth consecutive season, averaging 25:34 per game and ranking seventh in the league ... Posted points in five straight contests (1G, 5A) from Jan. 11-31 ... Posted a season-high three assists on March 22 vs. LAK ... Recorded 13 multi-point performances ... Tallied the overtime winner on Dec. 19 at CGY, his 100th career NHL point ... Logged a season-high 32:00 TOI on Oct. 18 at STL ... Missed four games due to injury (Jan. 16-21), snapping a streak of 273 consecutive games ... Collected six assists and 10 PIM in 17 games during his Stanley Cup Playoffs debut ... Ranked second on Chicago in average TOI (24:38) and third in blocked shots (30) ... Tallied his first career postseason points (2A) in Game 1 of the Western Conference Semifinals vs. VAN on April 30 ... Tallied assists in three straight games (4A) from April 30-May 5. **2007-08:** Played 82 regular-season games for the second consecutive season ... Led the squad for the third straight season with 25:33 of average TOI ... Logged a season-high 34:14 TOI on Jan. 8 vs. MTL ... Skated in his 200th career NHL tilt on Dec. 30 vs. LAK ... Paced team defensemen with 12 goals and shared first with 32 points ... Represented Chicago at the 2008 NHL All-Star Game in Atlanta, the first of his career ... Notched a season-high two points five times, including a season-best two assists twice ... Tallied a point in a season-long three straight games (1G, 2A) from Feb. 2-7. **2006-07:** Led team defensemen with 29 assists and 31 points while skating in all 82 regular-season tilts ... Paced the squad in average TOI (23:35) and blocked shots (148) ... Awarded his first career penalty shot on March 30 against CBJ. **2005-06:** Made his NHL debut, posting 21 points (9G, 12A) in 81 regular-season contests with Chicago ... Ranked second among NHL rookie blueliners with a team-high 23:25 average TOI and shared fourth among NHL first-year defensemen with nine goals ... Skated 24:18 in his NHL debut on Oct. 5 vs. ANA ... Accrued a career-high 79 PIM. **2004-05:** Recorded 17 assists and 26 points in 79 regular-season games with the American Hockey League's Norfolk Admirals ... Posted the only hat trick of his professional career on Feb. 18 vs. Hershey ... Racked up 14 PIM and was held scoreless in six Calder Cup Playoffs contests. **2003-04:** Made his professional debut in 75 regular-season games with Norfolk, posting seven goals, 25 points and 44 PIM ... Made his professional postseason debut, accruing two points (1G, 1A) in eight tilts. **2002-03:** Split the season between the Western Hockey League's Kelowna Rockets and the Central Collegiate Hockey League's Michigan State ... Amassed 46 points (11G, 35A) in 37 regular-season matchups with Kelowna ... Added 14 points (3G, 11A) in 19 playoff outings with Kelowna ... Opened the season with Michigan State, posting three goals and five assists in 13 contests. **2001-02:** Recorded 15 points (3G, 12A) and 18 PIM in 41 games with Michigan State. **2000-01:** Played in 60 games for Penticton of the British Columbia Hockey League, accruing 64 assists, 82 points and 61 PIM ... Appeared in nine playoff games for Penticton, registering 10 points (4G, 6A) and 18 PIM.

2015 CUP	LEADERSHIP	PLAYERS	2014-15	OPPONENTS	TRADITION	RECORDS	PLAYOFFS	HISTORY	MINORS	NHL	MEDIA
----------	------------	---------	---------	-----------	-----------	---------	----------	---------	--------	-----	-------

2015 CUP	LEADERSHIP	PLAYERS	2014-15	OPPONENTS	TRADITION	RECORDS	PLAYOFFS	HISTORY	MINORS	NHL	MEDIA
----------	------------	---------	---------	-----------	-----------	---------	----------	---------	--------	-----	-------



INTERNATIONAL CAREER

Won a gold medal with Team Canada at the 2014 Olympic Games in Sochi, tallying one assist in six games ... Led Team Canada at the 2012 World Championship with 10 assists and 11 points in eight games, while averaging a team-high 22:28 TOI ... Won a gold medal with Team Canada at the 2010 Winter Olympic Games in Vancouver ... Tied for 10th in the tournament and second among defensemen with six points (6A) ... Led Team Canada with an average TOI of 20:44 ... Skated for Team Canada at the 2008 World Championship, accruing two assists and 6 PIM in nine games.

CAREER STATISTICS

SEASON	TEAM	LEAGUE	REGULAR SEASON							PLAYOFFS						
			GP	G	A	PTS	+/-	PIM		GP	G	A	PTS	+/-	PIM	
1998-99	Penticton	BCAHA	44	51	57	108	-	45		-	-	-	-	-	-	
1999-2000	Penticton	BCHL	59	9	27	36	-	37		-	-	-	-	-	-	
2000-01	Penticton	BCHL	60	18	64	82	-	61		9	4	6	10	-	18	
2001-02	Michigan State	CCHA	41	3	12	15	-	18		-	-	-	-	-	-	
2002-03	Kelowna	WHL	37	11	35	46	32	60		19	3	11	14	5	12	
	Michigan State	CCHA	15	3	6	9	-	8		-	-	-	-	-	-	
2003-04	Norfolk	AHL	75	7	18	25	-8	44		8	1	1	2	-2	6	
2004-05	Norfolk	AHL	79	9	17	26	-	78		6	0	0	0	-3	14	
2005-06	CHICAGO	NHL	81	9	12	21	-11	79		-	-	-	-	-	-	
2006-07	CHICAGO	NHL	82	2	29	31	-	76		-	-	-	-	-	-	
2007-08	CHICAGO	NHL	82	12	20	32	30	56		-	-	-	-	-	-	
	Canada	WC	9	0	2	2	-	6		-	-	-	-	-	-	
2008-09	CHICAGO	NHL	77	8	36	44	33	60		17	0	6	6	1	10	
2009-10	CHICAGO	NHL	82	14	55	69	21	51		22	2	15	17	2	10	
	Canada	OLY	7	0	6	6	6	2		-	-	-	-	-	-	
2010-11	CHICAGO	NHL	82	7	38	45	-1	22		7	4	2	6	-3	6	
2011-12	CHICAGO	NHL	74	4	36	40	15	42		6	0	1	1	1	2	
	Canada	WC	8	1	10	11	7	0		-	-	-	-	-	-	
2012-13	CHICAGO	NHL	47	3	24	27	16	31		22	2	11	13	10	18	
2013-14	CHICAGO	NHL	79	6	55	61	22	28		19	4	7	11	7	8	
	Canada	OLY	6	0	1	1	6	4		-	-	-	-	-	-	
2014-15	CHICAGO	NHL	80	10	35	45	12	20		23	3	18	21	16	4	
NHL TOTALS			766	75	340	415	137	465		116	15	60	75	34	58	

2015 CUP

LEADERSHIP

PLAYERS

2014-15

OPPONENTS

TRADITION

RECORDS

PLAYOFFS

HISTORY

MINORS

NHL

MEDIA

MARCUS KRUGER


CENTER • 16

SHOOTS: **LEFT**

HEIGHT: **6'0"** WEIGHT: **186**

BIRTHDATE: **MAY 27, 1990**

BIRTHPLACE: **STOCKHOLM, SWEDEN**



DRAFT POSITION

Blackhawks' fifth-round selection (149th overall) in the 2009 National Hockey League Draft.


CAREER HIGHLIGHTS

Recorded career highs in assists (20) and points (28) during the 2013-14 regular season ... Tallied a career-best nine goals in 2011-12 ... Skated in a regular-season career-high 22:45 on March 13, 2012 vs. STL ... Recorded postseason career highs in goals (3) and points (5) in the 2013 Stanley Cup Playoffs ... Netted the game-winner in triple-overtime in Game 2 of the Western Conference Final at ANA on May 19, 2015, to end the longest postseason game in franchise history (116:12) ... Won a silver medal with Team Sweden at the 2014 Sochi Olympics ... Won the Stanley Cup in 2013 and 2015 with Chicago.

CAREER

2014-15: Earned 17 points (7G, 10A) in 81 regular-season appearances with Chicago ... Ranked second on the team with a 53.3 faceoff win percentage ... Registered two multi-point games ... Led team forwards with 2:13 of average shorthanded ice time and 180:01 of total shorthanded TOI ... Recorded a season-high 17:38 TOI on Feb. 24 vs. FLA ... Registered four points (2G, 2A) in 23 postseason games en route to the 2015 Stanley Cup championship ... Netted the game-winner in triple-overtime in Game 2 of the Western Conference Final at ANA on May 19 to end the longest postseason game in franchise history (116:12) ... Recorded a playoff career-high 29:04 TOI in that game. **2013-14:** Recorded a career-high 20 assists and 28 points in 81 regular-season games ... Shared sixth in the NHL with a career-best 56.7 FO% ... Won a career-most 438 faceoffs ... Led team forwards and ranked second overall on the club for the second straight season with 2:33 of average shorthanded TOI ... Netted two game-winning goals ... Skated in a season-high 18:07 on Oct. 22 at FLA ... Tied a career-high with two helpers twice (Nov. 2 at WPG, March 6 vs. CBJ) ... Notched a season-long three-game point streak (1G, 2A) from Jan. 17-22 ... Skated in his 200th NHL game on March 28, 2014 at OTT ... Logged a season-high five shots on goal on April 11 at WSH ... Recorded four points (1G, 3A) in 19 postseason games.

2012-13: Split the season between Chicago and the American Hockey League's Rockford IceHogs ... Registered 13 points (4G, 9A) in 47 regular-season games with Chicago ... Ranked 14th among league forwards, first among team forwards and second overall with 2:30 shorthanded TOI per game ... Skated in a season-high 18:43 on Feb. 2 at CGY ... Notched a career-high two points twice (Feb. 5 at SJS, Feb. 15 vs. SJS) ... Netted 2 GWG ... Appeared in his 100th NHL game on March 3 at DET ... Recorded a season-long three-game point streak (3A) from March 5-8 ... Recorded a postseason career-high five points (3G, 2A) in 23 playoff games en route to the 2013 Stanley Cup championship ... Notched his first career playoff goal and multi-point game (GWG, 1A) on May 9 in Game 5 of the Western Conference Quarterfinals vs. MIN ... Ranked second on the club and seventh among league forwards with 3:07 of average shorthanded TOI ... Collected 22 points (8G, 14A) in 34 regular-season games with Rockford in his AHL debut ... Missed one game due to illness (Nov. 28). **2011-12:** Scored an NHL career-high nine goals and collected 26 points in 71 regular-season tilts with Chicago ... Led Western Conference rookies and ranked fourth among league rookies with 284 faceoff wins ... Collected his first NHL point (1A) on Oct. 8 vs. DAL ... Netted his first regular-season goal on Oct. 29 vs. CBJ ... Recorded his first career multi-point game (2A) on Feb. 2 at EDM ... Posted his first career multi-goal game and a career-high 6 SOG on Feb. 10 at SJS ... Tallied his first NHL GWG on Feb. 21 vs. DET ... Logged a career-high 22:45 TOI on March 13 vs. STL ... Missed 10 games due to injury (Dec. 21, Dec. 28-Jan. 12, March 25) ... Held scoreless in six playoff appearances



CAREER HIGHS

SOG	6	@ SJS	02/10/12
GOALS	2	@ SJS	02/10/12
ASSISTS	2		FOUR TIMES
POINTS	2		EIGHT TIMES
PIM	4		FOUR TIMES

KRUGER VS. NHL

	GP	G	A	PTS	PIM
ANA	14	0	3	3	2
ARI	13	0	1	1	4
BOS	6	0	3	3	0
BUF	5	0	0	0	6
CGY	13	1	2	3	12
CAR	5	1	1	2	2
COL	16	0	2	2	8
CBJ	14	2	5	7	2
DAL	16	1	2	3	10
DET	13	2	1	3	8
EDM	12	2	5	7	6
FLA	7	0	0	0	4
LAK	12	2	2	4	6
MIN	16	1	4	5	10
MTL	5	1	1	2	0
NSH	18	1	3	4	10
NJD	5	0	0	0	4
NYI	6	0	0	0	0
NYR	6	0	2	2	0
OTT	5	0	1	1	4
PHI	4	0	1	1	4
PIT	5	0	0	0	2
SJS	13	5	6	11	2
STL	19	4	2	6	8
TBL	6	1	1	2	0
TOR	5	1	1	2	0
VAN	13	3	2	5	2
WSH	5	0	1	1	2
WPG	10	0	4	4	0
TOTAL	287	28	56	84	118

CAREER (CONT.)

in the 2012 WCQF vs. ARI ... Ranked second on the club and third among league rookies with a 51.0 faceoff winning percentage (min. 30 attempts) ... Recorded a postseason career-high 24:22 TOI in Game 3 on April 17. **2010-11:** Recorded 7 SOG and 4 PIM in seven regular-season tilts with Chicago in his North American debut ... Made his NHL debut on March 23 vs. FLA, registering 2 PIM in 11:37 of action ... Collected one assist in five WCQF contests vs. VAN in his Stanley Cup Playoffs debut ... Notched his first NHL postseason point (1A) in Game 5 on April 21 ... Paced the Swedish Elite League's Djurgardens IF Stockholm in scoring with 35 points (6G, 29A) in 50 regular-season contests ... Was the youngest forward to finish among the top 20 scorers in the SEL. **2009-10:** Ranked second on Djurgardens IF with 31 points (11G, 20A) in 38 regular-season games ... Registered 10 points (3G, 7A) in 16 playoff tilts ... Selected as a finalist for the SEL Rookie of the Year award. **2008-09:** Made his SEL debut with Djurgardens IF, registering two goals and two assists in 15 regular-season contests ... Tallied 9 goals and 30 assists in 34 regular-season games with Djurgardens Jr. ... Collected six points (1G, 5A) with Djurgardens Jr. in six postseason contests. **2007-08:** Posted 16 points (3G, 13A) in 22 regular-season games with Djurgardens Jr. ... Registered eight points (5G, 3A) in seven postseason tilts with Djurgardens Jr. ... Tallied 31 points (11G, 20A) in 22 regular-season games with Djurgardens U18 ... Recorded 11 points (3G, 8A) in seven postseason contests with Djurgardens U18. **2006-07:** Tallied 19 points (5G, 14A) in 23 regular-season games with Djurgardens U18 ... Posted three points (2G, 1A) in three postseason contests with Djurgardens U18.

INTERNATIONAL CAREER

Won a silver medal with Team Sweden at the 2014 Winter Olympics in Sochi, appearing in all six contests ... Represented Sweden at the 2012 World Championship, tallying five points (3G, 2A) in eight games, including 2 GWG ... Captured a silver medal and recorded three points (2G, 1A) and a team-high 10 PIM in nine games for Sweden at the 2011 World Championship ... Earned a bronze medal with Team Sweden at the 2010 World Junior Championship ... Ranked third on Sweden with six assists in six contests.

CAREER STATISTICS

SEASON	TEAM	LEAGUE	REGULAR SEASON						PLAYOFFS					
			GP	G	A	PTS	+/-	PIM	GP	G	A	PTS	+/-	PIM
2006-07	Djurgardens U18	SWE U18	23	5	14	19	-	10	3	2	1	3	0	2
2007-08	Djurgardens U18	SWE U18	22	11	20	31	-	22	7	3	8	11	0	6
	Djurgardens Jr	SWE Jr	22	3	13	16	-	16	7	5	3	8	0	0
2008-09	Djurgardens Jr	SWE Jr	34	9	30	39	-	24	6	1	5	6	0	2
	Djurgardens	SEL	15	2	2	4	3	2	-	-	-	-	-	-
2009-10	Djurgardens	SEL	38	11	20	31	16	14	16	3	7	10	-3	6
	Sweden	WJC	6	0	6	6	7	2	-	-	-	-	-	-
2010-11	CHICAGO	NHL	7	0	0	0	-4	4	5	0	1	1	2	0
	Djurgardens	SEL	52	6	29	35	12	52	3	0	1	1	2	0
2011-12	Sweden	WC	9	2	1	3	1	10	-	-	-	-	-	-
	CHICAGO	NHL	71	9	17	26	11	22	6	0	0	0	-4	0
2012-13	Sweden	WC	8	3	2	5	3	6	-	-	-	-	-	-
	CHICAGO	NHL	47	4	9	13	3	24	23	3	2	5	-2	2
2013-14	Rockford	AHL	34	8	14	22	-1	24	-	-	-	-	-	-
	CHICAGO	NHL	81	8	20	28	6	36	19	1	3	4	-1	6
2014-15	Sweden	OLY	6	0	0	0	1	4	-	-	-	-	-	-
	CHICAGO	NHL	81	7	10	17	-5	32	23	2	2	4	-5	4
NHL TOTALS			287	28	56	84	11	118	76	6	8	14	-10	12

2015 CUP

LEADERSHIP

PLAYERS

2014-15

OPPONENTS

TRADITION

RECORDS

PLAYOFFS

HISTORY


MINORS

NHL

MEDIA

ARTEMI
PANARIN

LEFT WING • 72

SHOOTS: **RIGHT**HEIGHT: **5'11"** WEIGHT: **170**BIRTHDATE: **OCT. 30, 1991**BIRTHPLACE: **KORKINO, RUSSIA**

DRAFT POSITION

Undrafted.

CAREER TRANSACTIONS

Signed as free agent by Chicago on May 1, 2015.

CAREER HIGHLIGHTS

Selected to the KHL All-Star Game in 2014-15 while with SKA St. Petersburg ... Selected to KHL First All-Star Team in 2014-15 ... Won the 2014-15 Gagarin Cup as KHL champions with SKA St. Petersburg ... Earned a gold medal with Team Russia at the 2011 IIHF World Junior Championship.

CAREER

2014-15: Recorded a team-high 26 goals and 62 points in 54 regular-season games with SKA St. Petersburg in the Kontinental Hockey League ... Named KHL Forward of the Month in October ... Selected to the KHL All-Star Game ... Selected to KHL First All-Star Team ... Notched 20 points (5G, 15A) in 20 postseason games en route to the Gagarin Cup ... Shared the league lead in playoff assists and shared third in playoff points. **2013-14:** Tallied a team-best 40 points and 20 goals over 51 regular-season games with SKA St. Petersburg ... Appeared in four postseason games. **2012-13:** Split the season between SKA St. Petersburg and Vityaz Chekhov of the KHL ... Tallied 18 points (11G, 7A) in 40 regular-season games for Vityaz Chekhov and one assist in three regular-season tilts with SKA St. Petersburg ... Collected nine points (2G, 7A) in 14 playoff games with SKA St. Petersburg. **2011-12:** Split the season between Vityaz Chekhov and Ak Bars Kazan of the KHL ... Registered 26 points (12G, 14A) in 38 regular-season games with Vityaz Chekhov and five points (1G, 4A) over 12 regular-season games with Ak Bars Kazan ... Appeared in four postseason games for Ak Bars Kazan. **2010-11:** Notched 21 points (5G, 16A) in 40 regular-season games with Vityaz Chekhov and 17 points (5G, 12A) in 13 regular-season games with Russkie Vityazi Chekhov of the MHL. **2009-10:** Tallied nine points (1G, 8A) in 20 regular-season games with Vityaz Chekhov and 44 points (20G, 24A) in 38 regular-season contests with Russkie Vityazi Chekhov ... Collected three points (1G, 2A) in three playoff games with Russkie Vityazi Chekhov. **2008-09:** Made his KHL debut, posting one assists in five regular-season games with Vityaz Chekhov ... Compiled 68 points (29G, 39A) in 62 regular-season matchups with Vityaz Chekhov-2 in Russia's third-tier league ... Notched nine points (4G, 5A) in 13 playoff games with Vityaz Chekhov-2.

INTERNATIONAL CAREER

Captured a silver medal with Team Russia at the 2015 World Championship in Prague/Ostrava, tallying 10 points (5G, 5A) in 10 appearances ... Earned a gold medal with Team Russia at the 2011 World Junior Championship in Buffalo, recording five points (3G, 2A), including the championship-winning goal, in seven games.



CAREER HIGHS

SOG	N/A
GOALS	N/A
ASSISTS	N/A
POINTS	N/A
PIM	N/A

2015 CUP

LEADERSHIP

PLAYERS

2014-15

OPPONENTS

TRADITION

RECORDS

PLAYOFFS

HISTORY

MINORS

NHL

MEDIA

CAREER STATISTICS

SEASON	TEAM	LEAGUE	GP	REGULAR SEASON					PIM	PLAYOFFS					PIM
				G	A	PTS	+/-			GP	G	A	PTS	+/-	
2008-09	Vityaz Chekhov	KHL	5	0	1	1	-3	2	-	-	-	-	-	-	-
	Vityaz Chekhov-2	Russia	62	29	39	68	-	70	13	4	5	9	-	-	28
2009-10	Vityaz Chekhov	KHL	20	1	8	9	1	16	-	-	-	-	-	-	-
	Russkie Vityaz Chekhov	MHL	38	20	24	44	19	55	3	1	2	3	-4	-	0
2010-11	Vityaz Chekhov	KHL	40	5	16	21	-5	8	-	-	-	-	-	-	-
	Russki Vityaz Chekhov	MHL	13	5	12	17	15	22	-	-	-	-	-	-	-
	Russia	WJC	7	3	2	5	2	4	-	-	-	-	-	-	-
2011-12	Ak Bars Kazan	KHL	12	1	4	5	5	4	4	0	0	0	0	0	0
	Vityaz Chekhov	KHL	38	12	14	26	1	49	-	-	-	-	-	-	-
2012-13	SKA St. Petersburg	KHL	3	0	1	1	1	2	14	2	7	9	9	0	0
	Vityaz Chekhov	KHL	40	11	7	18	-9	22	-	-	-	-	-	-	-
2013-14	SKA St. Petersburg	KHL	51	20	20	40	21	30	4	0	0	0	0	0	0
2014-15	SKA St. Petersburg	KHL	54	26	36	62	18	37	20	5	15	20	9	4	4
	Russia	WC	10	5	5	10	4	4	-	-	-	-	-	-	-
NHL TOTALS			-	-	-	-	-	-	-	-	-	-	-	-	-

2015 CUP

LEADERSHIP

PLAYERS

2014-15

OPPONENTS

TRADITION

RECORDS

PLAYOFFS

HISTORY

MINORS

NHL

MEDIA

MICHAL ROZSIVAL

DEFENSE • 32

SHOOTS: **RIGHT**

HEIGHT: **6'1"** WEIGHT: **210**

BIRTHDATE: **SEPT. 3, 1978**

BIRTHPLACE: **VLASIM, CZECH REPUBLIC**



DRAFT POSITION

Pittsburgh Penguins' fourth-round selection (105th overall) in the 1996 National Hockey League Draft.

CAREER TRANSACTIONS


Signed as a free agent by NYR on Aug. 29, 2005 ... Traded by NYR to ARI for Wojtek Wolski on Jan. 10, 2011 ... Signed as a free agent by the Blackhawks on Sept. 11, 2012.

CAREER HIGHLIGHTS

Posted a career-high 30 assists and 40 points in 80 games during the 2006-07 regular season with NYR ... Netted a career-high 13 goals in 2007-08 with NYR ... Skated in a regular-season career-high 30:47 on March 16, 2007 at ATL ... Notched a career-best seven postseason points (3G, 4A) in 2007 with NYR ... Represented the Czech Republic at the 2014 Winter Olympics in Sochi ... Won the Stanley Cup in 2013 and 2015 with Chicago.

CAREER

2014-15: 2014-14: Tallied 13 points (1G, 12A) in 65 regular-season games with the Blackhawks ... Scored his first goal of the season on Dec. 5 vs. MTL ... Skated in his 100th game with Chicago on Jan. 9 at EDM ... Tallied two assists on March 2 vs. CAR ... Recorded one assist in 10 postseason games en route to the 2015 Stanley Cup championship ... Suffered a season-ending injury in Game 4 of the Second Round vs. MIN. **2013-14:** Tallied eight points (1G, 7A) in 42 regular-season games with Chicago ... Appeared in his 800th career NHL game on Dec. 3 vs. DAL ... Scored his first goal as a Blackhawk on Jan. 5 vs. SJS ... Recorded six points (1G, 5A) in 17 Stanley Cup Playoffs games ... Equalled his postseason career high in assists ... Registered a postseason-high 24:41 of ice time in Game 5 of the Western Conference Final vs. LAK on May 28. **2012-13:** Registered 12 assists in 27 regular-season games with Chicago ... Recorded a season-high two assists on Jan. 20 at ARI ... Skated in a season-high 24:14 and posted his 200th NHL assist on Feb. 19 vs. VAN ... Tallied the game-deciding goal on his first career shootout attempt on April 1 vs. NSH ... Missed 10 games due to injury (Jan. 26-Feb. 7, April 19-22) ... Tallied four helpers in 23 playoff games en route to the 2013 Stanley Cup championship ... Skated in a playoff season-high 30:10 in Game 1 of the Stanley Cup Final vs. BOS on June 12 ... Notched his second career playoff multi-point outing (2A) in Game 4 of the SCF at BOS on June 19. **2011-12:** Recorded 13 points (1G, 12A) and 34 PIM in 54 regular-season games with ARI ... Missed 26 games due to injury (Oct. 10-Dec. 6) ... Registered 2 PIM in 15 postseason appearances while helping ARI reach the WCF for the first time in franchise history ... Ranked third on the team with 21:48 of average ice time and second with 28 blocked shots. **2010-11:** Split the season between ARI and NYR, totaling 21 points (6G, 15A) in 65 regular-season games ... Posted six points (3G, 3A) in 33 regular-season games with ARI ... Skated in his 700th NHL game on April 6, 2011 at LAK ... Tallied 15 points (3G, 12A) in 32 regular-season games with NYR ... Registered 2 PIM in four postseason appearances for ARI in the Western Conference Quarterfinals vs. DET. **2009-10:** Recorded 23 points (3G, 20A) in 82 regular-season games with NYR ... Skated in his 600th career NHL game on Jan. 9 at BOS. **2008-09:** Led team defensemen with 30 points (8G, 22A) in 76 regular-season games with NYR ... Skated in his 500th career game on Nov. 17 vs. OTT ... Converted a penalty shot for his 50th career goal and added the overtime game-winner on Dec. 17 at LAK ... Tallied 4 PIM in seven postseason appearances in the Eastern Conference Quarterfinals vs. WSH. **2007-08:** Led team blueliners in goals (13), assists (25) and points (38) in 80 regular-season games with NYR ... Tied for seventh among league defensemen with a career-high 13 goals ... Ranked third among team defensemen with a career-high 127 SOG ... Paced the team with a career-high 24:33 TOI per game ... Recorded a career-high three assists on Dec. 18 vs. PIT ... Logged a season-high 30:28 on



CAREER HIGHS

SOG	6	@ NJD	10/08/05
GOALS	2		THREE TIMES
ASSISTS	3	PIT	12/18/07
POINTS	3		TWICE
PIM	12		TWICE

ROZSIVAL VS. NHL

	GP	G	A	PTS	PIM
ANA	20	0	6	6	16
ARI	16	0	4	4	12
BOS	36	3	9	12	32
BUF	33	2	9	11	26
CGY	20	3	2	5	8
CAR	35	2	9	11	26
CHI	15	0	4	4	12
COL	28	2	4	6	16
CBJ	18	2	8	10	8
DAL	24	2	8	10	11
DET	19	1	5	6	12
EDM	19	0	6	6	8
FLA	37	3	12	15	41
LAK	24	3	4	7	14
MIN	19	1	3	4	24
MTL	32	5	8	13	34
NSH	21	0	4	4	4
NJD	52	3	9	12	30
NYI	58	3	19	22	44
NYR	20	1	4	5	14
OTT	37	0	7	7	36
PHI	50	4	9	13	44
PIT	41	8	19	27	46
SJS	23	1	3	4	10
STL	26	0	4	4	16
TBL	37	1	13	14	26
TOR	37	4	15	19	20
VAN	21	0	4	4	16
WSH	35	7	8	15	29
WPG	37	5	8	13	22
TOTAL	890	66	227	293	657

CAREER (CONT.)

April 4 vs. NYI ... Tallied six points and a postseason career-high five assists in 10 playoff games. **2006-07:** Registered career highs in assists (30), points (40) and power-play goals (7) in 80 regular-season games with NYR ... Posted his 100th NHL point with (1A) on Oct. 28 at ARI ... Netted his first career multi-goal game (2 PPG) on Feb. 10 at WSH ... Recorded a regular-season career-high 30:47 TOI on March 16 at ATL ... Registered his 100th career assist on March 25 at NYI ... Paced club defensemen with a postseason career-high three goals and seven points in 10 postseason games ... Logged a playoff season-high 38:16 and tallied the GWG in double-overtime in Game 3 of the Eastern Conference Semifinals vs. BUF on April 29, ending NYR's longest playoff game since 1971.

2005-06: Paced team defensemen with 30 points (5G, 25A) in 82 regular-season games with NYR ... Led the league with a career-high +35 plus/minus rating ... Ranked second on the team with a career-high 90 PIM ... Notched one assist and 8 PIM in four postseason games ... Tallied his first NHL postseason point (1A) in Game 4 of the ECFQ at NJD on April 29. **2004-05:** Split the season between HC Ocelari Trinec and HHCC Moeller Pardubice of the Czech Extraliga, registering a combined 15 points (2G, 13A) and 70 PIM in 51 regular-season games ... Tallied three points (1G, 2A) and 34 PIM in 16 postseason games with HHCC Moeller. **2003-04:** Appeared in one regular-season game with the American Hockey League's Wilkes-Barre/Scranton Penguins ... Missed the season due to injury. **2002-03:** Notched 10 points (4G, 6A) and 40 PIM in 53 regular-season games with PIT. **2001-02:** Led team defensemen with nine goals, 20 assists and 29 points in 79 regular-season games with PIT. **2000-01:** Split the season between PIT and Wilkes-Barre/Scranton ... Tallied five points (1G, 4A) in 30 regular-season games with PIT ... Posted 16 points (8G, 8A) in 29 regular-season games with Wilkes-Barre ... Helped Wilkes-Barre reach the Calder Cup Final vs. St. John, tallying 22 points (3G, 19A) in 21 AHL playoff games. **1999-2000:** Ranked second among PIT defensemen with 21 points (4G, 17A) in 75 regular-season games in his first NHL season ... Ranked third among NHL rookie defensemen in assists and shared third in points ... Appeared in two postseason games, registering 4 PIM ... Logged a postseason career-high 45:21 TOI on May 4 vs. PHI. **1988-99:** Notched 25 points (3G, 25A) and 72 PIM in 49 regular-season games in his professional debut with the AHL's Syracuse Crunch. **1997-98:** Recorded junior career highs in nearly every category, posting 69 points (14G, 55A) in 71 regular-season games with the Western Hockey League's Swift Current Broncos ... Won the Bill Hunter Memorial Trophy as the WHL's Defenseman of the Year ... Named to the WHL East First All-Star Team ... Posted five assists and 33 PIM in 12 postseason games. **1996-97:** Registered 39 points (8G, 31A) and 80 PIM in 63 regular-season games with Swift Current ... Tallied six assists and 15 PIM in 10 postseason appearances.

INTERNATIONAL CAREER

Appeared in five games for the Czech Republic at the 2014 Winter Olympics in Sochi, averaging 14:13 of ice time ... Won a gold medal with the Czech Republic at the 2010 IIHF World Championship ... Registered two assists and 4 PIM in nine games ... Paced the team with 22:22 TOI per game ... Played four games with the Czech Republic at the 2008 World Championship.

CAREER STATISTICS

SEASON	TEAM	LEAGUE	REGULAR SEASON							PLAYOFFS						
			GP	G	A	PTS	+/-	PIM	GP	G	A	PTS	+/-	PIM		
1994-95	HC Dukla Jihlava Jr	Czech Rep. Jr	31	8	13	21	-	-	-	-	-	-	-	-	-	
1995-96	HC Dukla Jihlava	Czech Rep.	36	3	4	7	-	-	-	-	-	-	-	-	-	
1996-97	Swift Current	WHL	63	8	31	39	23	80	10	0	6	6	6	6	15	
1997-98	Swift Current	WHL	71	14	55	69	24	122	12	0	5	5	4	4	33	
1998-99	Syracuse	AHL	49	3	22	25	-12	72	-	-	-	-	-	-	-	
1999-2000	PITTSBURGH	NHL	75	4	17	21	11	48	2	0	0	0	0	0	4	
2000-01	PITTSBURGH	NHL	30	1	4	5	3	26	-	-	-	-	-	-	-	
	Wilkes-Barre/Scranton	AHL	29	8	8	16	3	32	21	3	19	22	3	3	23	
2001-02	PITTSBURGH	NHL	79	9	20	29	-6	47	-	-	-	-	-	-	-	
2002-03	PITTSBURGH	NHL	53	4	6	10	-5	40	-	-	-	-	-	-	-	
2003-04	Wilkes-Barre/Scranton	AHL	1	0	0	0	0	2	-	-	-	-	-	-	-	
2004-05	HHCC Moeller Pardubice	Czech Rep.	16	1	3	4	6	30	16	1	2	3	8	34		
	HC Ocelari Trinec	Czech Rep.	35	1	10	11	-	40	-	-	-	-	-	-	-	
2005-06	NY RANGERS	NHL	82	5	25	30	35	90	4	0	1	1	-2	8		
2006-07	NY RANGERS	NHL	80	10	30	40	10	52	10	3	4	7	6	10		
2007-08	NY RANGERS	NHL	80	13	25	38	0	80	10	1	5	6	4	10		
	Czech Republic	WC	4	0	0	0	1	0	-	-	-	-	-	-	-	
2008-09	NY RANGERS	NHL	76	8	22	30	-7	52	7	0	0	0	0	0	4	
2009-10	NY RANGERS	NHL	82	3	20	23	3	78	-	-	-	-	-	-	-	
	Czech Republic	WC	9	0	2	2	-3	4	-	-	-	-	-	-	-	
2010-11	NY RANGERS	NHL	32	3	12	15	3	22	-	-	-	-	-	-	-	
	ARIZONA	NHL	33	3	3	6	3	20	4	0	0	0	-3	2		
2011-12	ARIZONA	NHL	54	1	12	13	8	34	15	0	0	0	-3	2		
2012-13	CHICAGO	NHL	27	0	12	12	18	14	23	0	4	4	9	16		
2013-14	CHICAGO	NHL	42	1	7	8	7	32	17	1	5	6	-1	8		
	Czech Republic	OLY	5	0	0	0	-5	0	-	-	-	-	-	-	-	
2014-15	CHICAGO	NHL	65	1	12	13	0	22	10	0	1	1	-2	6		
NHL TOTALS			890	66	227	293	83	657	102	5	20	25	8	70		

DAVID RUNDBLAD

DEFENSE • 5

SHOOTS: **RIGHT**

HEIGHT: **6'2"** WEIGHT: **187**

BIRTHDATE: **OCT. 8, 1990**

BIRTHPLACE: **LYCKSELE, SWEDEN**



DRAFT POSITION

St. Louis Blues' first-round selection (17th overall) in the 2009 National Hockey League Draft.

CAREER TRANSACTIONS

Traded by STL to OTT for a first-round selection in the 2010 NHL Draft (Vladimir Tarasenko) on June 25, 2010

... Traded by OTT with a second-round selection in the 2012 NHL Draft to ARI for Kyle Turris on Dec. 17, 2011 ...

Traded by ARI with Mathieu Brisebois to the Blackhawks for a second-round selection in the 2014 NHL Draft on March 4, 2014.

CAREER HIGHLIGHTS

Posted a career-high with three goals, 11 assists and 14 points in 49 games during the 2014-15 regular season with Chicago ... Tallied a career-long three-game point streak (2G, 1A) from Jan. 20-28, 2015 ... Skated in a regular-season career-high 21:50 on Jan. 2, 2014 vs. CBJ ... Won the Stanley Cup in 2015 with Chicago.

CAREER

2014-15: Set career highs in goals (3), assists (11) and points (14) in a career-most 49 regular-season games with Chicago ... Registered his first multi-point NHL game and first point for Chicago with two assists on Nov. 4 at MTL ... Scored his first goal with Chicago and first career game-winner on Dec. 21 vs. TOR ... Recorded a career-long three-game point streak (2G, 1A) from Jan. 20-28 ... Appeared in five postseason games en route to the 2015 Stanley Cup championship ... Made his Stanley Cup Playoffs debut on May 17 at ANA. **2013-14:** Split the season between Chicago and ARI, posting one assist in 17 combined regular-season games ... Was held without a point in five outings with Chicago ... Made his Blackhawks debut on March 9 at BUF ... Earned one assist in 12 games with ARI ... Earned his first point of the season on Nov. 16 vs. TBL ... Skated in a career-high 21:50 on Jan. 2 vs. CBJ ... Appeared in six games with the American Hockey League's Portland Pirates, compiling four assists ... Tallied a season-high two assists on Feb. 23 vs. St. John's. **2012-13:** Played in eight games with ARI, recording one assist ... Posted 39 points (9G, 30A) in 50 regular-season games with Portland in the AHL ... Led Portland defensemen and ranked eighth among AHL defensemen in points ... Ranked second with 18 power-play points (6G, 12A). **2011-12:** Split the season between OTT, ARI and Portland in his first professional season ... Appeared in 24 regular-season games with OTT, recording four points (1G, 3A) ... Made his NHL debut on Oct. 11 vs. MIN ... Recorded his first career NHL point (1A) on Oct. 15 at WSH ... Scored his first career NHL goal on Nov. 27 vs. CAR ... Collected three assists in six regular-season games with ARI after being acquired in a trade on Dec. 17 ... Collected an assist in his ARI debut on Dec. 21 at CAR ... Recorded 16 points (7G, 9A) in 30 games with Portland ... Scored a goal in his AHL debut on Jan. 14 vs. Springfield. **2010-11:** Recorded 50 points (11G, 39A) in 55 regular-season games with the Swedish Elite League's Skelleftea, the second-highest point total by a defenseman in league history (D. Petrasek, 53 points in 2009-10) ... Posted 10 points (3G, 7A) in 18 postseason games. **2009-10:** Collected 13 points (1G, 12A) in 47 regular-season games with Skelleftea ... Notched one assist in 12 playoff games. **2008-09:** Recorded 10 assists in 45 regular-season games with Skelleftea ... Tallied a goal and an assist in 10 playoff tilts.



CAREER HIGHS

SOG	5	CBJ	03/03/12
GOALS	1		FOUR TIMES
ASSISTS	2	@ MTL	11/04/14
POINTS	2	@ MTL	11/04/14
PIM	4	@ STL	04/09/15

RUNDBLAD VS. NHL

	GP	G	A	PTS	PIM
ANA	4	0	0	0	2
ARI	2	1	0	1	0
BOS	3	0	1	1	0
BUF	5	0	1	1	0
CGY	3	0	0	0	0
CAR	5	1	1	2	2
COL	5	0	1	1	0
CBJ	6	0	1	1	6
DAL	5	0	0	0	0
DET	2	0	1	1	0
EDM	4	0	0	0	0
FLA	3	0	2	2	0
LAK	2	0	1	1	0
MIN	8	0	1	1	2
MTL	2	0	2	2	0
NSH	5	0	1	1	0
NJD	2	0	0	0	0
NYI	1	0	0	0	0
NYR	5	0	0	0	2
OTT	1	0	0	0	0
PHI	1	0	0	0	2
PIT	3	1	0	1	0
SJS	4	0	0	0	2
STL	3	0	2	2	4
TBL	3	0	1	1	0
TOR	2	1	1	2	0
VAN	4	0	1	1	0
WSH	5	0	1	1	0
WPG	6	0	0	0	0
TOTAL	104	4	19	23	24

INTERNATIONAL CAREER

Won a silver medal with Team Sweden at the 2011 IIHF World Championship, earning one assist in four games ... Served as an alternate captain on Sweden's bronze-medal team at the 2010 World Junior Championship, recording five points (1G, 4A) in six games ... Won a silver medal with Sweden at the 2009 WJC, posting two points (1G, 1A) in six games.

CAREER STATISTICS

SEASON	TEAM	LEAGUE	REGULAR SEASON							PLAYOFFS					
			GP	G	A	PTS	+/-	PIM	GP	G	A	PTS	+/-	PIM	
2006-07	Skelleftea U18	SWE-2 U18	4	1	1	2	-	9	-	-	-	-	-	-	
	Skelleftea Jr	SuperElit	14	3	4	7	-	12	2	0	0	0	0	2	
2007-08	Skelleftea U18	SWE U18	4	3	2	5	-	29	-	-	-	-	-	-	
	Skelleftea Jr	SuperElit	35	11	15	26	-	44	2	1	3	4	0	6	
2008-09	Skelleftea	SWE	6	0	0	0	0	2	-	-	-	-	-	-	
	Sweden	WJC U18	6	0	1	1	-4	2	-	-	-	-	-	-	
	Skelleftea Jr	SuperElit	10	8	7	15	-	2	-	-	-	-	-	-	
	Skelleftea	SWE	45	0	10	10	3	8	10	1	1	2	-2	2	
2009-10	Sweden	WJC	6	1	1	2	0	0	-	-	-	-	-	-	
	Skelleftea Jr	SuperElit	3	2	2	4	-	4	-	-	-	-	-	-	
	Skelleftea	SWE	47	1	12	13	4	14	12	0	1	1	-3	2	
2010-11	Sweden	WJC	6	1	4	5	9	2	-	-	-	-	-	-	
	Skelleftea	SWE	55	11	39	50	5	14	18	3	7	10	5	20	
2011-12	Sweden	WC	4	0	1	1	-1	2	-	-	-	-	-	-	
	OTTAWA	NHL	24	1	3	4	-11	6	-	-	-	-	-	-	
	ARIZONA	NHL	6	0	3	3	-1	0	-	-	-	-	-	-	
2012-13	Portland	AHL	30	7	9	16	-18	27	-	-	-	-	-	-	
	ARIZONA	NHL	8	0	1	1	-5	0	-	-	-	-	-	-	
2013-14	Portland	AHL	50	9	30	39	8	26	3	1	0	1	-1	0	
	CHICAGO	NHL	5	0	0	0	-1	0	-	-	-	-	-	-	
	ARIZONA	NHL	12	0	1	1	-3	6	-	-	-	-	-	-	
2014-15	Portland	AHL	6	0	4	4	-3	0	-	-	-	-	-	-	
	CHICAGO	NHL	49	3	11	14	17	12	5	0	0	0	2	0	
NHL TOTALS			104	4	19	23	-4	24	5	0	0	0	2	0	

2015 CUP

LEADERSHIP

PLAYERS

2014-15

OPPONENTS

TRADITION

RECORDS

PLAYOFFS

HISTORY

MINORS

NHL

MEDIA

BRENT
SEABROOK

DEFENSE • 7


SHOOTS: RIGHT

HEIGHT: 6'3" WEIGHT: 220

BIRTHDATE: APRIL 20, 1985

BIRTHPLACE: RICHMOND, BRITISH COLUMBIA

HOMETOWN: TSAWWASSEN, BRITISH COLUMBIA



DRAFT POSITION

Blackhawks' first-round selection (14th overall) in the 2003 National Hockey League Draft.

CAREER HIGHLIGHTS

Posted a career-high 48 points (9G, 39A) in 82 games during the 2010-11 regular season ... Has reached a career-high nine-goal mark three times ... Holds the franchise record with nine career overtime goals (regular and postseason combined) ... Tallied a career-best four points (4A) on Oct. 7, 2005 vs. SJS, a franchise record among rookies ... Skated in a regular-season career-high 31:22 on Nov. 3, 2011 at FLA ... Notched postseason career highs with 12 assists and 15 points in the 2014 playoffs ... Set a career high and single-postseason franchise record with seven goals in the 2015 playoffs ... Selected to one All-Star Game (2015) ... Won a gold medal with Team Canada at the 2010 Winter Olympics ... Won the Stanley Cup in 2010, 2013 and 2015 with Chicago.

CAREER

2014-15: Ranked second among club defensemen with 31 points (8G, 23A) in 82 regular-season games ... Led team blueliners with a career-high 181 shots on goal ... Paced the team with 141 blocked shots ... Notched six multi-point outings ... Posted a career-long and team-best seven-game point streak (2G, 5A) from Nov. 14-28 ... Skated in his 700th NHL game on Nov. 20 at CGY ... Recorded his 300th point with an assist on Nov. 26 at COL ... Made his first NHL All-Star Game appearance, tallying one assist on the contest ... Set a career high and franchise record, as well as postseason-best among NHL defensemen, with seven goals in 23 games en route to the 2015 Stanley Cup championship ... Added four assists for a playoff total of 11 points ... Recorded a four-game point streak (2G, 2A) from April 17-23 ... Ranked third in the NHL with a career-high 604:34 of ice time in the postseason ... Notched his third career playoff overtime goal on April 21 vs. Nashville ... Skated in a postseason career-high 47:46 on May 19 at ANA. **2013-14:** Earned 41 points (7G, 34A) in 82 regular-season games, second among club blueliners ... Shared the lead among team defensemen in goals ... Ranked second on the team with 142 blocked shots ... Recorded eight multi-point games ... Tied a career-long four-game assist streak (4A) from Oct. 24-28 ... Tallied his 200th career assist on Nov. 14 vs. ARI ... Tied a season-long four-game point streak (2G, 4A) from Dec. 6-11 ... Recorded a season-high seven hits on Dec. 14 vs. TOR ... Skated in a season-high 26:57 on March 23 vs. NSH ... Recorded 15 points (3G, 12A) in 16 Stanley Cup Playoffs games ... Set postseason career highs in points and assists ... Paced team defensemen and ranked third among league blueliners in playoff points ... Led the club with six power-play points (2G, 4A) ... Notched multi-point efforts in his first four games of the postseason (1G, 1A on April 17 at STL; 1G, 1A on April 19 at STL; 2A on April 27 vs. STL; 2A on May 2 vs. MIN) ... Posted two three-game point streaks (5A, April 27-May 4; 1G, 3A, May 28-June 1) ... Missed three games due to suspension (April 21-27). **2012-13:** Ranked second among team blueliners with 20 points (8G, 12A) in 47 regular-season games ... Was one of seven NHL blueliners with 100-plus blocked shots (106) and hits (103) ... Recorded four multi-point games ... Logged a season-high 27:37 of ice time on Jan. 27 vs. DET ... Took a season-high five shots on goal on Feb. 15 vs. SJS ... Registered a season-high eight hits on March 1 vs. CBJ ... Tied a career high with two goals, both on the power play, on April 20 vs. ARI, and was one of two Blackhawks to net a goal on his birthday (N. Leddy) ... Missed one game due to injury (Feb. 19) ... Tallied four points (3G, 1A) in 23 postseason games en route to the 2013 Stanley Cup championship ... Netted two game-winning goals and was one of two league defensemen to net more than one GWG ... Notched his first career playoff GWG in overtime in Game 7 of the Western Conference Semifinals vs. DET on May 29 ... Skated in a postseason-high 39:12 in Game 1 of the Stanley Cup Final vs. BOS on June 12 ... Tallied the



CAREER HIGHS

SOG	8	ANA	01/10/10
GOALS	2		TWICE
ASSISTS	4	SJS	10/07/05
POINTS	4	SJS	10/07/05
PIM	22	@ NSH	12/02/06

SEABROOK VS. NHL

	GP	G	A	PTS	PIM
ANA	37	2	7	9	10
ARI	36	4	8	12	16
BOS	12	0	3	3	6
BUF	11	0	7	7	6
CGY	35	5	11	16	32
CAR	10	0	2	2	4
COL	40	3	10	13	12
CBJ	54	9	24	33	41
DAL	41	2	18	20	51
DET	55	7	20	27	24
EDM	35	6	10	16	20
FLA	13	2	7	9	6
LAK	36	3	13	16	31
MIN	40	2	8	10	25
MTL	10	0	3	3	2
NSH	60	2	17	19	64
NJD	11	2	9	11	8
NYI	10	1	3	4	4
NYR	12	1	4	5	4
OTT	10	3	4	7	2
PHI	9	2	0	2	0
PIT	9	0	1	1	6
SJS	36	4	18	22	32
STL	62	5	18	23	52
TBL	11	1	5	6	2
TOR	10	2	5	7	8
VAN	34	2	6	8	25
WSH	9	1	2	3	9
WPG	15	0	4	4	13
TOTAL	763	71	247	318	516

CAREER (CONT.)

OT GWG in Game 4 of the SCF at BOS on June 19. **2011-12:** Paced team defensemen and tied his career high with nine goals and ranked third among club blueliners with 34 points (9G, 25A) in 78 regular-season contests ... Reached the 30-point plateau for the fifth time in his career and the 20-point mark for the seventh consecutive season ... Ranked seventh among NHL defensemen with a team-high 198 hits ... Paced Chicago with 165 blocked shots ... Registered a career-high 156 SOG ... One of two NHL blueliners to record 150 hits, 150 blocked shots and 150 shots on goal (D. Seidenberg) ... Finished second on the club with a career-high 24:43 average TOI ... Recorded six multi-point games, second among club blueliners ... Skated in a regular-season career-high 31:22 on Nov. 3 at FLA ... Recorded his 200th NHL point (IA) on Dec. 2 vs. NYI ... Collected an assist in his 500th NHL game on Dec. 11 vs. SJS ... Posted a season-long three-game point streak (2G, 1A) from Feb. 3-10 ... Missed four regular-season games due to injury (Nov. 16-23) ... Tallied three points (1G, 2A) in six postseason appearances in the 2012 Western Conference Quarterfinals vs. ARI ... Led team blueliners with 18 SOG and paced the team with 12 blocked shots ... Ranked second in the league with a postseason average TOI of 30:01 ... Posted a postseason career-high 7 SOG in Game 1 on April 12. **2010-11:** Ranked fifth on the club and led team defensemen with a career-high 48 points (9G, 39A) ... Tied his career high with nine goals and set a career best with 39 assists ... Netted a career-high 5 PPG to lead team blueliners ... Finished second on the club with 154 blocked shots ... Ranked second on the team with 24:23 TOI per game ... Paced the team with 2:46 of shorthanded TOI per game ... Registered a team-high 27 assists at home and led club defensemen with 30 home points ... Led team blueliners with 10 multi-point games, including one three-point outing ... Registered a pair of assists on Oct. 16 vs. BUF for his first multi-point outing of the campaign ... Recorded a season-high 6 SOG on Oct. 9 vs. DET ... Logged a season-high 28:30 TOI twice (Oct. 11 at BUF, March 9 at TBL) ... Registered one assist in five playoff games during the 2011 WCQF vs. VAN ... His only point of the postseason came on the game-tying goal to force overtime in Game 7 on April 26 ... Missed two games due to injury (April 19-21). **2009-10:** Collected 26 assists and 30 points in 78 regular-season games ... Led the club with 153 blocked shots ... Ranked second on the team and paced club blueliners with 208 hits ... Posted six multi-assist games and seven multi-point outings ... Compiled two season-long three-game point streaks (Oct. 2-8, 4A; Nov. 13-19, 3A) ... Collected his 100th NHL assist on Dec. 13 vs. TBL ... Ended the longest shootout in Blackhawks history (tied) with an 11th-round game-deciding goal on Dec. 1 vs. CBJ ... Netted the OT GWG on Oct. 12 vs. CGY to cap the biggest comeback in franchise history (down 5-0) ... Credited with a Blackhawks season-high nine hits on Dec. 5 at PIT ... Missed one game due to injury (Oct. 24), ending a streak of 223 consecutive regular-season games played ... Netted a postseason career-high four goals and added seven assists in 22 games while helping Chicago win the 2010 Stanley Cup championship ... Finished second on the team with an average TOI of 24:10 ... Registered a postseason career-high three points (1G, 2A) in Game 2 of the WCSF vs. VAN on May 3 ... Posted four multi-point outings. **2008-09:** Appeared in all 82 regular-season games, sharing the lead among team defensemen with eight goals ... Ranked fourth among club blueliners with 18 assists and 26 points ... Led Chicago with 224 hits and 113 blocked shots ... Ranked second on the team with an average TOI of 23:19 ... Posted a season-long three-game point streak (1G, 2A) from Nov. 1-9 ... Tallied his 100th NHL point (IA) on Jan. 11 vs. NSH ... Set a season high with two points three times ... Paced Chicago with 11 assists and led team defensemen with 12 points while appearing in all 17 games during his Stanley Cup Playoffs debut ... Paced Chicago with an average TOI of 26:00, seventh-highest in the NHL ... Recorded a postseason-long five-game point streak (1G, 6A) from April 22-May 2 ... Notched his first playoff point (IA) on April 18 vs. CGY ... Netted a postseason career-high two assists and three points, including his first NHL playoff goal, on April 25 vs. CGY ... Shared the team lead with five assists and tied for second with six points in the WCQF vs. CGY ... Recorded a postseason-high six blocked shots in Game 2 of the Western Conference Final vs. DET on May 19. **2007-08:** Paced Blackhawks defensemen with 23 assists and shared the lead among team blueliners with 32 points while skating in all 82 regular-season games ... Ranked second on the squad with a 21:29 average TOI ... Netted a career-high two goals, including the GWG, on Dec. 23 against EDM ... Posted a season-high two points six times ... Notched a season-long four-game point streak (5A) from March 29-April 4. **2006-07:** Shared the lead among team defensemen with four goals and ranked second with 20 assists and 24 points in 81 regular-season games ... Led Chicago with a career-high 104 PIM and ranked second with 129 blocked shots and 146 hits ... Racked up a career-high 22 PIM and two fighting majors on Dec. 2 at NSH ... Participated in the YoungStars Game as part of the 2007 NHL All-Star Game festivities on Jan. 23 in Dallas ... Missed one game due to injury (Dec. 17). **2005-06:** Paced Blackhawks defensemen with 27 assists and 32 points in 69 regular-season contests as a rookie ... Ranked second among club rookies and sixth on the team with 32 points ... Ranked second on the team with 27 assists ... Posted an assist in his NHL debut on Oct. 5 vs. ANA ... Dished out a career-high four assists in his second NHL contest on Oct. 7 vs. SJS, matching a Blackhawks single-game record for points and assists by a rookie ... Notched his first two career NHL goals in overtime (Nov. 2 at STL, Nov. 6 vs. ARI). **2004-05:** Ranked second on the Western Hockey League's Lethbridge Hurricanes with 42 assists and ranked third with 54 points in 63 regular-season contests ... Made his professional debut, appearing in three regular-season contests for the American Hockey League's Norfolk Admirals ... Logged one assist in six postseason tilts. **2003-04:** Ranked second on Lethbridge with 29 assists and fifth with 41 points and tied for fourth with 107 PIM in 61 regular-season games. **2002-03:** Ranked third on Lethbridge with 33 assists and fourth with 113 PIM ... Tallied nine goals. **2001-02:** Collected 33 assists, 39 points and 70 PIM in 67 regular-season tilts with Lethbridge ... Appeared in four postseason contests, posting two points (1G, 1A). **2000-01:** Held scoreless in four regular-season games with Lethbridge in his major-junior debut.

INTERNATIONAL CAREER

Won a gold medal with Team Canada at the 2010 Winter Olympic Games in Vancouver ... Posted one assist and 2 PIM in seven games ... Appeared in eight games with Team Canada at the 2006 IIHF World Championship ... Won gold with Team Canada at the 2005 World Junior Championship, posting three assists during the tournament ... Represented Canada at the 2004 WJC, recording three points (1G, 2A) in six games ... Played seven games for Team Canada at the 2003 U18 WJC, logging six points (3G, 3A) and 4 PIM for the tournament winners.

2015 CUP	LEADERSHIP	PLAYERS	2014-15	OPPONENTS	TRADITION	RECORDS	PLAYOFFS	HISTORY	MINORS	NHL	MEDIA
----------	------------	---------	---------	-----------	-----------	---------	----------	---------	--------	-----	-------

2015 CUP

LEADERSHIP

PLAYERS

2014-15

OPPONENTS

TRADITION

RECORDS

PLAYOFFS

HISTORY

MINORS

NHL

MEDIA



CAREER STATISTICS

SEASON	TEAM	LEAGUE	REGULAR SEASON						PLAYOFFS					
			GP	G	A	PTS	+/-	PIM	GP	G	A	PTS	+/-	PIM
2000-01	Lethbridge	WHL	4	0	0	0	-1	55	-	-	-	-	-	-
	Delta	PJHL	54	16	26	42	-	55	-	-	-	-	-	-
2001-02	Lethbridge	WHL	67	6	33	39	6	70	4	1	1	2	0	2
2002-03	Lethbridge	WHL	69	9	33	42	-14	113	-	-	-	-	-	-
	Canada	WJC U18	7	3	3	6	11	4	-	-	-	-	-	-
2003-04	Lethbridge	WHL	61	12	29	41	-3	107	-	-	-	-	-	-
	Canada	WJC	6	1	2	3	3	2	-	-	-	-	-	-
2004-05	Lethbridge	WHL	63	12	42	54	25	107	5	1	2	3	-3	10
	Norfolk	AHL	3	0	0	0	-3	2	6	0	1	1	-3	6
	Canada	WJC	5	0	3	3	6	0	-	-	-	-	-	-
2005-06	CHICAGO	NHL	69	5	27	32	5	60	-	-	-	-	-	-
	Canada	WC	8	0	0	0	-1	2	-	-	-	-	-	-
2006-07	CHICAGO	NHL	81	4	20	24	-6	104	-	-	-	-	-	-
2007-08	CHICAGO	NHL	82	9	23	32	13	90	-	-	-	-	-	-
2008-09	CHICAGO	NHL	82	8	18	26	23	62	17	1	11	12	0	14
2009-10	CHICAGO	NHL	78	4	26	30	20	59	22	4	7	11	8	14
	Canada	OLY	7	0	1	1	2	2	-	-	-	-	-	-
2010-11	CHICAGO	NHL	82	9	39	48	0	47	5	0	1	1	0	6
2011-12	CHICAGO	NHL	78	9	25	34	21	22	6	1	2	3	1	0
2012-13	CHICAGO	NHL	47	8	12	20	12	23	23	3	1	4	-1	4
2013-14	CHICAGO	NHL	82	7	34	41	23	22	16	3	12	15	0	21
2014-15	CHICAGO	NHL	82	8	23	31	-3	27	23	7	4	11	5	10
NHL TOTALS			763	71	247	318	108	516	112	19	38	57	13	69

2015 CUP

LEADERSHIP

PLAYERS

2014-15

OPPONENTS

TRADITION

RECORDS

PLAYOFFS

HISTORY

MINORS

NHL

MEDIA

ANDREW SHAW

CENTER • 65

SHOOTS: **RIGHT**

HEIGHT: **5'11"** WEIGHT: **179**

BIRTHDATE: **JULY 20, 1991**

BIRTHPLACE: **BELLEVILLE, ONTARIO**



DRAFT POSITION


Blackhawks' fifth-round selection (139th overall) in the 2011 National Hockey League Draft.

CAREER HIGHLIGHTS

Tallied career highs in nearly every offensive category during the 2013-14 regular season, including games played (80), goals (20), assists (19) and points (39) ... Has compiled a career-long five-game point streak three times ... Netted his first NHL goal on his first shot in his NHL debut on Jan. 5, 2012, at PHI ... Skated in a regular-season career-high 22:08 on April 3, 2014 vs. MIN ... Posted a playoff career-best 12 points (5G, 7A) during the 2015 postseason ... Won the Stanley Cup in 2013 and 2015 with Chicago.

CAREER

2014-15: Recorded 26 points (15G, 11A) in 79 regular-season games ... Notched five multi-point outings ... Skated in his 200th career game on Jan. 1 at WSH ... Posted a career-high eight shots on goal on Jan. 20 vs. ARI ... Collected his 100th career point with an assist on March 30 vs. LAK ... Totaled a career-high 12 points (5G, 7A) in 23 postseason games en route to the 2015 Stanley Cup championship ... Ranked third in the NHL with a team-high 36 postseason penalty minutes ... Notched a career-most 25:33 of time on ice in Game 2 of the Western Conference Final vs. ANA ... Scored two goals in Game 6 of the WCF vs. ANA ... Recorded a three-game point streak (1G, 2A) in Games 1-3 of the Stanley Cup Final vs. TBL. **2013-14:** Tallied 39 points (20G, 19A) in 80 regular-season games with Chicago, setting career highs in goals, assists and points ... Set a career high with five power-play goals and matched his career best with two game-winning goals ... Matched a career high with two goals three times ... Appeared in his 100th career NHL game on Nov. 3 vs. CGY ... Tallied a season-high three points (2G, 1A) on Nov. 25 at EDM ... Equaled a career-long five-game point streak (3G, 2A) from Nov. 30-Dec. 11 ... Recorded a career-high nine hits on Dec. 30 vs. LAK ... Logged a career-high six shots on goal on Jan. 8 vs. NYR ... Skated in a regular-season career-high 22:08 on April 3, 2014 vs. MIN ... Missed two games due to injury (Dec. 5-6) ... Recorded eight points (2G, 6A) in 12 Stanley Cup Playoffs games ... Set a postseason career high in assists ... Registered a postseason career-high 17:06 of average ice time ... Notched two three-game point streaks (2G, 2A, April 23-27; 4A, May 28-June 1) ... Missed seven games due to injury (May 4-21). **2012-13:** Split the season between Chicago and the American Hockey League's Rockford IceHogs ... Registered 15 points (9G, 6A) in 48 regular-season games with Chicago ... Skated in a season-high 18:42 on Jan. 22 vs. STL ... Equaled a career-long five-game point streak (2G, 3A) from Jan. 30-Feb. 7 ... Netted his first career PPG on Feb. 15 vs. SJS ... Recorded his first career game-deciding goal in the shootout on Feb. 19 vs. VAN ... Tallied nine points in 23 games en route to the 2013 Stanley Cup championship ... Ranked fifth on the team with five goals ... Shared second in the league with a team-high 35 penalty minutes ... Notched his first playoff multi-goal game on May 25 vs. DET ... Netted 2 GWG, including the GWG in triple overtime in Game 1 of the SCF on June 12 vs. BOS ... Registered 14 points (8G, 6A) in 28 regular-season games with Rockford ... Notched seven points (4G, 3A) during a season-long six-game point streak (Nov. 23-Dec. 7) ... Missed seven games due to suspension (Nov. 9-21, Dec. 1). **2011-12:** Split the season between Chicago and Rockford ... Registered 23 points (12G, 11A) in 37 regular-season tilts in his NHL debut ... Tallied a season-high 5 SOG twice (Jan. 15 vs. SJS, April 7 at DET) ... Recorded a career-long five-game point streak (4G, 4A) from March 16-25 ... Was one of nine NHL rookies and five Western Conference freshmen to record a point streak of five or more games ... Netted his first NHL goal on his first shot in his NHL debut on Jan. 5 at PHI ... Netted a career-high two goals in his first career three-point effort on March 18 vs. WSH ... Recorded the first overtime GWG of his career on March 21 vs. VAN ... Made



CAREER HIGHS

SOG	6	NYR	01/08/14
GOALS	2	FOUR TIMES	
ASSISTS	2	@ NSH	03/31/12
POINTS	3	TWICE	
PIM	17	TWICE	

SHAW VS. NHL

	GP	G	A	PTS	PIM
ANA	5	0	0	0	8
ARI	7	1	1	2	13
BOS	2	0	0	0	0
BUF	3	1	3	4	2
CGY	7	0	2	2	0
CAR	2	0	2	2	0
COL	10	3	2	5	2
CBJ	8	4	1	5	9
DAL	9	2	6	8	5
DET	10	3	0	3	9
EDM	7	4	2	6	2
FLA	3	1	1	2	2
LAK	7	0	1	1	8
MIN	10	2	2	4	21
MTL	2	0	0	0	0
NSH	15	2	8	10	15
NJD	3	0	0	0	0
NYI	2	0	0	0	4
NYR	4	1	0	1	2
OTT	3	2	0	2	17
PHI	3	3	0	3	7
PIT	2	0	0	0	0
SJS	8	3	0	3	6
STL	13	3	1	4	12
TBL	2	1	0	1	0
TOR	3	1	1	2	8
VAN	8	2	1	3	8
WSH	3	2	1	3	2
WPG	4	0	1	1	2
TOTAL	165	41	36	77	164

CAREER (CONT.)

his NHL postseason debut vs. ARI in the 2012 Western Conference Quarterfinals, recording 15 PIM and 8 SOG in three games ... Missed three postseason tilts due to suspension (April 17-21) ... Opened the season with Rockford, tallying 23 points (12G, 11A) in 38 regular-season games ... Registered his first professional point (1A) on Oct. 9 at Peoria ... Netted his first professional goal on Oct. 28 at Peoria ... Tallied his first professional multi-point game (1G, 2A) on Nov. 25 vs. Peoria ... Collected his first multi-goal (2G) game on Dec. 9 vs. Chicago. **2010-11:** Tallied career highs in points (54), goals (22), assists (32) and PIM (135) in 66 regular-season contests with the Ontario Hockey League's Owen Sound Attack ... Led the team with 135 PIM ... Ranked third on the club with 10 goals and fourth with 17 points in 20 postseason appearances ... Led the team with 53 PIM while helping Owen Sound win the OHL championship ... Paced all skaters at the 2011 Memorial Cup with seven points (2G, 5A) in four games ... Named the OHL's Hardest Working Player of the Year. **2009-10:** Collected 11 goals and 25 assists in 68 regular-season tilts with the OHL's Niagara IceDogs ... Ranked fifth on the club with 36 points and paced the IceDogs with 129 PIM ... Recorded 4 PIM in five postseason appearances with Niagara. **2008-09:** Tallied 17 points (8G, 9A) in his rookie season with Niagara ... Ranked second on Niagara with 97 PIM in 56 regular-season tilts ... Netted his first junior goal vs. Plymouth on Oct. 4 ... Posted his first OHL assist on Nov. 14 at Kitchener ... Registered three points (2G, 1A) and 22 PIM in 12 postseason appearances.

CAREER STATISTICS

SEASON	TEAM	LEAGUE	REGULAR SEASON						PLAYOFFS					
			GP	G	A	PTS	+/-	PIM	GP	G	A	PTS	+/-	PIM
2008-09	Niagara	OHL	56	8	9	17	-4	97	12	2	1	3	0	22
2009-10	Niagara	OHL	68	11	25	36	-6	129	5	0	0	0	1	4
2010-11	Owen Sound	OHL	66	22	32	54	17	135	20	10	7	17	4	53
2011-12	CHICAGO	NHL	37	12	11	23	-1	50	3	0	0	0	-1	15
	Rockford	AHL	38	12	11	23	-2	99	-	-	-	-	-	-
2012-13	CHICAGO	NHL	48	9	6	15	6	38	23	5	4	9	2	35
	Rockford	AHL	28	8	6	14	-2	84	-	-	-	-	-	-
2013-14	CHICAGO	NHL	80	20	19	39	12	76	12	2	6	8	5	12
NHL TOTALS			165	41	36	77	17	164	38	7	10	17	6	62

2015 CUP

LEADERSHIP

PLAYERS

2014-15

OPPONENTS

TRADITION

RECORDS

PLAYOFFS

HISTORY

MINORS

NHL

MEDIA

TEUVO TERAVAINEN

CENTER • 86

SHOOTS: LEFT

HEIGHT: 5'11" WEIGHT: 178

BIRTHDATE: SEPT. 11, 1994

BIRTHPLACE: HELSINKI, FINLAND



DRAFT POSITION


Blackhawks' first-round selection (18th overall) in the 2012 National Hockey League Draft.

CAREER HIGHLIGHTS

Recorded career highs in every offensive category during the 2014-15 season ... Scored his first NHL goal on Jan. 16, 2015, vs. WPG ... Posted his first multi-point game (1G, 1A) on Jan. 20, 2015, vs. ARI ... Skated in a regular-season career-high 17:19 on April 11, 2015 ... Tallied 10 points (4G, 6A) over 18 games in his Stanley Cup Playoffs debut in 2015 ... Became the fifth rookie since 1927 to score a goal in each of the first two games of the Stanley Cup Final ... Won the Stanley Cup in 2015 with Chicago ... Captained Finland to the 2014 IIHF World Junior Championship, compiling a tournament-high 13 assists and 15 points in seven games.

CAREER

2014-15: Split the season between Chicago and the American Hockey League's Rockford IceHogs ... Recorded nine points (4G, 5A) in 34 regular-season games with the Blackhawks ... Scored his first National Hockey League goal on Jan. 16 vs. WPG ... Tallied a career-high two points (1G, 1A) on Jan. 20 vs. ARI ... Notched 10 points (4G, 6A) in 18 postseason games en route to the 2015 Stanley Cup championship ... Tallied an assist in his first career Stanley Cup Playoffs game in Game 1 of the First Round at NSH on April 15 ... Scored his first career playoff goal and game-winner on May 1 vs. MIN ... Skated in a career-high 22:17 on May 17 at ANA ... Notched his first career multi-point postseason performance (1G, 1A) on May 25 at ANA ... Tallied a goal and an assist in his first career Stanley Cup Final game in Game 1 vs. TBL ... Became the fifth rookie since 1927 to score a goal in each of the first two games of the SCF ... Posted 25 points (6G, 19A) in 39 regular-season games with Rockford. **2013-14:** Made his NHL debut with Chicago on March 25 vs. DAL, winning all seven faceoffs he took in 11:39 of ice time ... Netted two goals in five regular-season games with Rockford ... Collected his first professional point with a goal in his AHL debut on April 11 vs. Milwaukee ... Recorded 44 points (9G, 35A) in 49 games with Jokerit of SM-liiga in Finland ... Ranked seventh in the league in points and second in assists ... Led Jokerit in assists, ranked second in points and ranked seventh in goals ... Tallied a season-best three points four times (Oct. 18, Jan. 10, Jan. 17, Jan. 25). **2012-13:** Posted 31 points (13G, 18A) in 44 games with Jokerit in the SM-liiga. **2011-12:** Split the season between two levels of SM-liiga and Finland's Mestis league ... Tallied 11 goals and seven assists in 40 regular-season games with SM-liiga's Jokerit ... Was named the SM-liiga Rookie of the Year ... Recorded two goals and four assists in nine playoff appearances with Jokerit ... Shared second on the club with six points ... Notched three points (1G, 2A) in three appearances with Mestis' Kiekko-Vantaa ... Recorded 12 goals and eight assists in 11 appearances with Jokerit U20 ... Posted two points (1G, 1A) in two Jr. A SM-liiga playoff appearances with Jokerit U20. **2010-11:** Split the season between Jokerit's U18 and U20 teams ... Tallied 20 points (3G, 17A) in 26 regular-season appearances with Jokerit U20 ... Notched five points (1G, 4A) in eight playoff tilts ... Collected four points (1G, 3A) in four regular-season games with Jokerit U18 ... Recorded one assist and 25 PIM in one postseason game with Jokerit U18. **2009-10:** Combined for 69 points (33G, 36A) and 20 PIM in 41 regular-season games split between Jokerit's U16 and U18 teams ... Tallied four assists in four playoff tilts with Jokerit U-18 ... Notched 17 points (7G, 10A) and 18 PIM in 12 postseason games with Jokerit U-16. **2008-09:** Totaled 31 points (13G, 18A) and 16 PIM in 30 regular-season games split between two levels of Jokerit U-16 ... Notched 10 points (4G, 6A) in eight postseason tilts.



CAREER HIGHS

SOG	8	LAK	03/30/15
GOALS	1		FOUR TIMES
ASSISTS	1		FIVE TIMES
POINTS	2	ARI	01/20/15
PIM	2	@ TBL	02/27/15

TERAVAINEN VS. NHL

	GP	G	A	PTS	PIM
ANA	1	0	0	0	0
ARI	3	1	2	3	0
BOS	1	0	0	0	0
BUF	1	0	0	0	0
CAR	2	0	0	0	0
COL	2	0	0	0	0
CBJ	1	0	0	0	0
DAL	4	0	0	0	0
EDM	1	0	0	0	0
FLA	1	1	0	1	0
LAK	2	0	1	1	0
MIN	3	0	0	0	0
NYI	1	0	0	0	0
NYR	2	0	0	0	0
PIT	2	0	0	0	0
SJS	2	0	1	1	0
STL	3	0	1	1	0
TBL	1	0	0	0	2
VAN	1	1	0	1	0
WPG	3	1	0	1	0
TOTAL	37	4	5	9	2

CAREER STATISTICS

SEASON	TEAM	LEAGUE	GP	REGULAR SEASON					PIM	PLAYOFFS					PIM
				G	A	PTS	+/-	GP		G	A	PTS	+/-		
2009-10	Jokerit U18	FIN U18	29	16	14	30	-	6		4	0	4	4	-	0
2010-11	Jokerit Jr.	FIN Jr	26	3	17	20	6	8		8	1	4	5	-	4
	Jokerit U18	FIN U18	4	1	3	4	-	2		1	0	1	1	-	25
2011-12	Jokerit	FIN	40	11	7	18	-5	6		9	2	4	6	6	0
	Jokerit Jr.	FIN Jr	11	23	8	20	13	4		2	1	1	2	1	0
2012-13	K-Vantaa	FIN-2	3	1	2	3	2	0		-	-	-	-	-	-
	Finland	WJC U18	6	2	6	8	2	2		-	-	-	-	-	-
	Jokerit	FIN	44	13	18	31	2	6		6	1	1	2	0	0
	Finland	WJC	6	5	6	11	6	2		-	-	-	-	-	-
	CHICAGO	NHL	3	0	0	0	0	0		-	-	-	-	-	-
2013-14	Rockford	AHL	5	2	0	2	2	2		-	-	-	-	-	-
	Jokerit	FIN	49	9	35	44	-	12		2	0	0	0	0	0
2014-15	Finland	WJC	7	2	13	15	11	2		-	-	-	-	-	-
	CHICAGO	NHL	34	4	5	9	4	2		18	4	6	10	2	0
	Rockford	AHL	39	6	19	25	-6	6		-	-	-	-	-	-
NHL TOTALS			37	4	5	9	4	2		18	4	6	10	2	0

2015 CUP	LEADERSHIP	PLAYERS	2014-15	OPPONENTS	TRADITION	RECORDS	PLAYOFFS	HISTORY	MINORS	NHL	MEDIA
----------	------------	---------	---------	-----------	-----------	---------	----------	---------	--------	-----	-------

VIKTOR TIKHONOV


RIGHT WING • 14

SHOOTS: **RIGHT**

HEIGHT: **6'2"** WEIGHT: **189**

BIRTHDATE: **MAY 12, 1988**

BIRTHPLACE: **RIGA, LATVIA**



DRAFT POSITION

Arizona Coyotes' first-round selection (28th overall) in the 2008 National Hockey League Draft.

CAREER TRANSACTIONS

Signed as a free agent by Chicago on July 1, 2015.

CAREER HIGHLIGHTS


Posted a career highs in goals (8), assists (8), points and games played (61) during the 2008-09 regular season with ARI ... Netted a career-best two goals and three points on Feb. 14, 2008, vs. CGY ... Logged a career-most five shots on goal on Oct. 17, 2008, at OTT ... Skated in a career-high 17:40 on Feb. 28, 2009, vs. STL ... Won the 2014-15 Gagarin Cup as KHL champions with SKA St. Petersburg ... Named to the 2013-14 KHL All-Star Game ... Selected to KHL First All-Star Team in 2012-13.

CAREER

2014-15: Totaled 24 points (8G, 16A) in 49 regular-season games with SKA St. Petersburg in the Kontinental Hockey League ... Recorded two points (1G, 1A) in 15 postseason games en route to winning the Gagarin Cup. **2013-14:** Registered 34 points in 52 regular-season games for SKA St. Petersburg ... Ranked second on the team in goals (18), sixth in assists (16) and fourth in points (34) ... Selected to appear in the KHL All-Star Game ... Notched three points (2G, 1A) in 10 postseason games. **2012-13:** Tallied 27 points (12G, 15A) in 39 regular-season games for SKA St. Petersburg ... Ranked seventh on the team in goals and points and eighth in assists ... Named to the KHL First All-Star Team ... Earned KHL Forward of the Month in March ... Tied for first in the KHL with 10 goals and ranked second with 18 points in 15 playoff games. **2011-12:** Recorded 30 points (17G, 13A) in 42 regular-season tilts for SKA St. Petersburg ... Finished second on the team with 17 goals and seventh with 30 points ... Collected six points (4G, 2A) in 10 postseason games. **2010-11:** Notched 33 points (10G, 23A) in 60 regular-season games with the American Hockey League's San Antonio Rampage ... Shared fifth on the team in assists. **2009-10:** Totaled eight points (2G, 6A) in 18 regular-season games with San Antonio ... Appeared in 25 regular-season games with Severstal Cherepovets of the KHL, amassing 15 points (14G, 1A) ... Scored a goal in his lone game with Almaz Cherepovets of the MHL (Russia). **2008-09:** Registered 16 points (8G, 8A) in 61 regular-season games with ARI in his first North American professional season ... Made his NHL debut on Oct. 11 vs. CBJ ... Scored his first career goal on Nov. 9 vs. SJS ... Recorded three points (2G, 1A) in four games with San Antonio. **2007-08:** Totaled 12 points (7G, 5A) in 43 regular-season games with Severstal Cherepovets ... Collected one assist in eight postseason games.

INTERNATIONAL CAREER

Represented Team Russia at the 2015 World Championship in Prague/Ostrava, notching three points (1G, 2A) and earning a silver medal ... Tallied one assist in two games for Russia at the 2014 Winter Olympics in Sochi ... Led all skaters with 16 points and eight goals in 10 games and won a gold medal with Team Russia at the 2014 World Championship in Belarus ... Named best forward and made the All-Star team ... Totaled seven points (5G, 2A) in seven games while earning a bronze medal for Team Russia at the 2008 World Junior Championship in the Czech Republic ... Named best forward and made the All-Star team.



CAREER HIGHS

SOG	5	@ OTT	10/17/08
GOALS	2	CGY	02/14/09
ASSISTS	2	DAL	03/30/09
POINTS	3	CGY	02/14/09
PIM	4	@ EDM	12/22/08

TIKHONOV VS. NHL

	GP	G	A	PTS	PIM
ANA	3	0	0	0	2
BOS	1	0	0	0	2
BUF	1	0	0	0	0
CGY	3	2	2	4	0
CAR	1	0	0	0	0
CHI	3	0	0	0	2
COL	3	0	0	0	0
CBJ	4	1	0	1	0
DAL	4	0	3	3	4
DET	1	0	0	0	0
EDM	3	0	0	0	4
FLA	1	0	0	0	0
LAK	4	1	1	2	0
MIN	3	0	0	0	0
MTL	1	0	0	0	0
NSH	3	0	0	0	0
NJD	1	0	0	0	0
NYI	2	1	0	1	2
NYR	1	0	0	0	0
OTT	1	0	0	0	0
PHI	1	0	0	0	0
PIT	1	0	1	1	0
SJS	4	1	0	1	0
STL	4	0	0	0	2
TBL	1	0	0	0	0
TBL	1	0	0	0	0
VAN	3	1	0	1	2
WSH	1	0	0	0	0
WPG	1	1	0	1	0
TOTAL	61	8	8	16	20

CAREER STATISTICS

SEASON	TEAM	LEAGUE	REGULAR SEASON						PLAYOFFS					
			GP	G	A	PTS	+/-	PIM	GP	G	A	PTS	+/-	PIM
2004-05	CSKA Moscow-2	Russia-3	59	21	28	49	-	24	-	-	-	-	-	-
2005-06	HK Dmitrov	Russia-2	36	6	8	14	-	10	-	-	-	-	-	-
	HK Dmitrov-2	Russia-3	16	5	9	14	-	6	-	-	-	-	-	-
2006-07	Severstal Cherepovets	RSL	4	0	0	0	-	0	-	-	-	-	-	-
	Severstal Cherepovets-2	Russia-3	21	14	16	30	-	20	-	-	-	-	-	-
2007-08	Severstal Cherepovets	RSL	43	7	5	12	-1	43	8	0	1	1	-2	4
	Czech Republic	WC	9	0	2	2	-3	4	-	-	-	-	-	-
2008-09	ARIZONA	NHL	61	8	8	16	-3	20	-	-	-	-	-	-
	San Antonio	AHL	4	2	1	3	2	0	-	-	-	-	-	-
2009-10	San Antonio	AHL	18	2	6	8	5	12	-	-	-	-	-	-
	Severstal Cherepovets	KHL	25	14	1	15	11	12	-	-	-	-	-	-
	Almaz Cherepovets	MHL	1	1	0	1	1	0	-	-	-	-	-	-
2010-11	San Antonio	AHL	60	10	23	33	-13	26	-	-	-	-	-	-
2011-12	SKA St. Petersburg	KHL	42	17	13	30	11	18	10	4	2	6	8	4
2012-13	SKA St. Petersburg	KHL	39	12	15	27	16	16	15	10	8	18	11	20
2013-14	SKA St. Petersburg	KHL	52	18	16	34	17	20	10	2	1	3	-2	2
	Russia	OLY	2	0	1	1	1	0	-	-	-	-	-	-
	Russia	WC	10	8	8	16	10	10	-	-	-	-	-	-
2014-15	SKA St. Petersburg	KHL	49	8	16	24	0	29	15	1	1	2	-2	4
	Russia	WC	10	1	2	3	-2	4	-	-	-	-	-	-
NHL TOTALS			61	8	8	16	-3	20	-	-	-	-	-	-

2015 CUP

LEADERSHIP

PLAYERS

2014-15

OPPONENTS

TRADITION

RECORDS

PLAYOFFS

HISTORY

MINORS

NHL

MEDIA

JONATHAN TOEWS

CENTER • 19

SHOOTS: LEFT

HEIGHT: 6'2" WEIGHT: 201

BIRTHDATE: APRIL 29, 1988

BIRTHPLACE: WINNIPEG, MANITOBA



DRAFT POSITION


Blackhawks' first-round selection (third overall) in the 2006 National Hockey League Draft.

CAREER HIGHLIGHTS

Named the 34th captain in Blackhawks history on July 17, 2008 ... Recorded a career-best 44 assists and 76 points in 80 games during the 2010-11 regular season ... Scored a career-high 34 goals in 2008-09 ... Began his NHL career with a point in each of his first 10 games (5G, 5A), the second-longest such streak in NHL history (T. Selanne) and a career-long point streak ... Skated in a regular-season career-high 26:55 on Dec. 11, 2011 vs. SJS ... Tallied a postseason career-high 22 assists and 29 points during the 2010 postseason, en route to earning the Conn Smythe Trophy as playoff MVP ... Shares the club record for single-season playoff points (D. Savard, 1985) ... Shares the franchise record (P. Kane) with 10 playoff game-winning goals ... Earned the 2013 Frank J. Selke Trophy as the league's best defensive forward and has been nominated four times ... Earned the 2015 Mark Messier Leadership Award ... Named to four NHL All-Star Games (2009, 2011, 2012, 2015) ... Earned gold medals with Team Canada at the 2010 and 2014 Winter Olympic Games ... Named alternate captain for Canada at the 2014 Olympics ... Won the Stanley Cup in 2010, 2013 and 2015 with Chicago.

CAREER

2014-15: Led the team with 66 points and 28 goals, and ranked second with 38 assists, in 81 regular-season games ... Shared eighth in the NHL with a team-best seven game-winning goals ... Paced the club with three shorthanded points (2G, 1A) and shared second with 17 power-play points (6G, 11A) ... Ranked sixth in the league with a 56.5 faceoff win percentage and fourth with 947 faceoff wins ... Tallied his 200th career goal and 250th career assist on Nov. 4 at MTL ... Skated in his 500th career game on Nov. 11 vs. TBL ... Posted a six-game point streak (1G, 7A) from Jan. 8-20 ... Registered his 500th career point (1A) on March 23 at CAR ... Notched a season-high four points (2G, 2A) on March 17 vs. NYI ... Was selected to the NHL All-Star Game for the fourth time in his career and named a team captain for the first time ... Recorded five points (1G, 4A) in the contest ... Won the 2015 Mark Messier Leadership Award ... Notched 21 points (10G, 11A) in 23 postseason games en route to the 2015 Stanley Cup championship ... Set a career high with 10 playoff goals ... Shared fourth among all skaters in postseason points ... His 3 PPG shared third in the NHL ... Led the league with 528 faceoffs and 296 faceoff wins ... Notched three-point games (1G, 2A) in Game 1 and Game 6 of the Western Conference First Round vs. NSH ... Tallied seven multi-point games, including two multi-goal games, both in the Western Conference Final vs. ANA. **2013-14:** Ranked third on the team with 68 points (28G, 40A) in 76 regular-season games ... Ranked fifth in the NHL with a 57.2 FO% and 884 faceoff wins ... Paced team forwards with 20:28 of average ice time ... Shared fourth in the league with a career-high five shorthanded points (3G, 2A) ... Ranked second on the team with 5 GWG ... Tallied two six-game point streaks (Jan. 2-12, 2G, 5A; Dec. 8-17, 1G, 7A) ... Paced the team and shared second in the NHL with three four-point outings ... Netted his third career regular-season hat trick and added a helper on Oct. 29 vs. OTT ... Netted a goal and equaled a career high with three helpers on Nov. 21 at WPG ... Collected his 400th career NHL point (1A) on Dec. 10 at DAL ... Logged a career-high 10 penalty minutes on Jan. 19 vs. BOS ... Became the third player in franchise history to record 20 goals and 40 points in each of his first seven seasons (D. Savard, P. Kane) ... Missed six games due to injury (April 3-12) ... Registered 17 points (9G, 8A) in 19 Stanley Cup Playoffs games ... Led team forwards with 21:42 of average ice time ... Ranked third in the league with 261 faceoff wins ... Became the 24th player in NHL history to score at least 3 GWG in a series (Games 3, 5 and 6 in the WCFR vs. STL) ... Paced the NHL with a playoff career-best 4



CAREER HIGHS

SOG	10	@ EDM	02/02/12
GOALS	3		THREE TIMES
ASSISTS	3		FOUR TIMES
POINTS	5	@ ANA	11/25/11
PIM	10	BOS	01/19/14

TOEWS VS. NHL

	GP	G	A	PTS	PIM
ANA	26	9	11	20	4
ARI	26	11	14	25	11
BOS	11	5	1	6	14
BUF	10	6	4	10	4
CGY	28	6	14	20	10
CAR	9	4	2	6	12
CBJ	29	13	15	28	8
COL	27	16	21	37	24
DAL	30	12	20	32	14
DET	35	11	14	25	22
EDM	28	16	14	30	18
FLA	12	6	5	11	8
LAK	27	12	15	27	12
MIN	27	7	18	25	10
MTL	6	3	3	6	6
NSH	39	14	20	34	14
NJD	9	2	6	8	6
NYI	9	4	7	11	4
NYR	9	4	3	7	4
OTT	8	7	4	11	2
PHI	8	1	4	5	4
PIT	8	6	3	9	0
SJS	26	11	13	24	25
STL	41	12	21	33	23
TBL	10	6	5	11	10
TOR	8	2	2	4	4
VAN	28	7	12	19	12
WSH	7	4	4	8	4
WPG	14	6	8	14	4
TOTAL	565	223	283	506	293

CAREER (CONT.)

GWG ... Notched a six-game point streak (4G, 3A) from April 21-May 4 ... Posted a five-game point streak (3G, 3A) from May 24-June 1. **2012-13:** Ranked second on the club with 48 points and shared the team lead with 23 goals in 47 regular-season games ... Ranked second in the league with a conference-best 59.9 FO% and paced the Western Conference with 559 faceoff wins ... Shared the NHL lead with 56 takeaways ... Posted five point streaks of four games or more ... Notched a season-high 9 PIM on Feb. 15 vs. SJS ... Took a season-high seven shots on goal on March 14 vs. CBJ ... Skated in a season-high 24:12 on April 1 vs. NSH ... Posted his 200th career assist on April 4 vs. STL ... Skated in his 400th NHL game on April 9 at MIN ... Tallied 14 points in 23 postseason games en route to the 2013 Stanley Cup championship ... Shared the club lead with 11 helpers ... Notched five multi-point games, including a two-point outing (1G, 1A) in Game 6 of the Stanley Cup Final on June 24 at BOS ... Collected a playoff career-high 7 SOG in Game 3 of the Western Conference Semifinals at DET on May 20 ... Skated in a postseason career-high 36:24 in Game 1 vs. BOS on June 12 ... Posted five points (2G, 3A) in the final three games of the SCF ... Ranked second in the league with 268 faceoff wins in the playoffs ... Won the 2013 Frank J. Selke Trophy as the league's best defensive forward. **2011-12:** Shared second on the Blackhawks with 29 goals and ranked fourth with 57 points (29G, 28A) in 59 regular-season tilts ... Collected his 300th NHL point (1A) on Dec. 14 at MIN ... Honored as the NHL's Second Star of the Month for November and the NHL's Third Star for the week ending Nov. 14 ... Finished with an NHL-best 59.4 FO% and paced the Blackhawks with 675 faceoff wins ... Posted 16 multi-point outings, including three three-point outings and five multi-goal games ... Led team forwards with an average TOI of 20:50 and 1:52 of shorthanded TOI per game ... Tallied a career-high five points (2G, 3A) on Nov. 25 at ANA ... Logged a regular-season career-high 26:55 on Dec. 11 vs. SJS ... Recorded a season-long six-game point streak (5G, 4A) from Jan. 10-20 ... Tallied a five-game point streak (5G, 5A) from Nov. 10-18 ... Fired a career-high 10 SOG on Feb. 2 at EDM ... Became the first player in Blackhawks franchise history to score two penalty-shot goals in one season (Dec. 30 vs. DET, Feb. 16 at NYR) ... His penalty-shot tally just 1:05 into the game at NYR on Feb. 16 was the quickest in franchise history ... Ranked second on the club with three shootout goals and two game-deciding markers ... Selected to his third career All-Star Game, but did not participate due to injury ... Missed 23 regular-season games due to injury (Jan. 24, Feb. 21-April 7) ... Shared the club lead with two goals and four points in six postseason appearances vs. ARI in the 2012 Western Conference Quarterfinals ... Led Blackhawks forwards with an average TOI of 22:17 ... Ranked second in the NHL with a 65.0 FO% ... Posted a postseason-high 6 SOG in Game 3 on April 17. **2010-11:** Paced the Blackhawks and shared 10th in the NHL with a career-high 76 points (32G, 44A) in 80 regular-season contests ... Collected a team-best 28 assists and shared the club lead with 49 points at even strength ... Ranked second on the club with 10 power-play goals ... Finished ninth in the league with a 56.7 FO% and paced the NHL with 937 total draws ... Led team forwards with 20:45 TOI per game ... Posted a team-best 24 multi-point outings ... Honored as the NHL's First Star of the Month for February ... Voted by fans as one of three starting forwards for the 2011 NHL All-Star Game in Raleigh ... Recorded three points (2G, 2A) for Team Lidstrom in his second career All-Star appearance ... Netted his 100th NHL goal on Jan. 16 vs. NSH, becoming the fifth-youngest player in franchise history to reach the milestone ... Tallied Chicago's only hat trick of the season and the third of his NHL career (regular and postseason) on Nov. 17 at EDM ... Recorded a season-high four points (2G, 2A) on Nov. 6 at ATL ... Reached the 200-point plateau with a goal and an assist on Oct. 29 vs. EDM ... Missed two games due to injury (Dec. 30-Jan. 2) ... Posted four points (1G, 3A) in seven games in the 2011 WCQF vs. VAN ... Netted the game-tying SHG with 1:56 remaining in regulation to force overtime in Game 7 on April 26. **2009-10:** Ranked second on the club with 25 goals and third with 43 assists and 68 points in 76 regular-season games ... Tied for the team lead with 9 PPG ... Ranked second on the Blackhawks with 18 multi-point outings, including three three-point games ... Paced the team with 69 takeaways ... Finished seventh in the NHL with a 57.2 FO% ... Tied for the NHL lead with eight shootout goals and ranked fourth with 3 GDG ... Compiled a season-long four-game point streak (2G, 3A) from Dec. 13-20 ... Collected a season-high three assists on Dec. 27 vs. NSH ... Posted four consecutive multi-point games (1G, 7A) from Feb. 14-March 5 ... Tallied his 100th NHL assist on March 5 vs. VAN ... Recorded his first career SHG on April 6 at DAL ... Won the 2010 Conn Smythe Trophy as the Most Valuable Player in the Stanley Cup Playoffs ... Ranked second in the NHL and tied a Blackhawks franchise record (D. Savard, 1985) with a career-high 29 points (7G, 22A) in 22 postseason contests ... Led the league and established a franchise record with 22 playoff helpers ... Tied for the postseason lead with 5 PPG ... Posted seven multi-point outings in the postseason ... Tied Stan Mikita's franchise-record 13-game postseason point streak (7G, 18A) from April 22-May 23 ... Recorded his first career postseason hat trick and tied a franchise playoff record with a career-best five points in Game 4 of the WCSF at VAN on May 7. **2008-09:** Recorded 69 points (34G, 35A) in 82 regular-season games ... Paced the team with 34 goals and ranked second with 12 PPG ... Named the 34th captain in Blackhawks history on July 17, 2008, making him the third-youngest player to earn that distinction in NHL history at the time ... Ranked second on the club with 18 multi-point performances, including six multi-goal games, and posted a season-high three points four times ... Awarded the NHL's Second Star for the week ending Dec. 7 ... Named to the starting lineup for the Western Conference in the 2009 NHL All-Star Game in Montreal and notched a goal in the contest ... Paced the club with 7 GWG and a 54.7 FO% ... Recorded Chicago's only hat trick of the season and the first of his NHL career on Feb. 27 vs. PIT ... Matched a season-long five-game point streak twice ... Netted his 100th career point as part of a three-point night (2G, 1A) on Feb. 17 at TBL ... Accrued the first fighting major of his NHL career on Nov. 18 against ARI's Martin Hanzal ... Tied for second on the club with seven goals and ranked third with 13 points in 17 tilts during his Stanley Cup Playoffs debut ... Paced the club with 43 SOG ... Netted his first two postseason goals, including the GWG, in Game 2 of the WCQF vs. CGY on April 18 ... Tallied a playoff-best two assists in Game 3 vs. CGY on April 20 ... Recorded three points (2G, 1A) in Game 6 of the WCSF vs. VAN on May 11 ... Netted the series-clinching goal in Game 6 vs. VAN on May 11. **2007-08:** Nominated for the 2008 Calder Trophy as the NHL's top rookie ... Led NHL rookies with 24 goals and ranked third with 54 points in 64 regular-season games in his NHL debut ... Registered 10 multi-point games, tallying five two-point outings and nothing a season-high three points five times ... Scored his first NHL goal on his first shot in his first game on Oct. 10 vs. SJS ... Began his Blackhawks and professional career with a point in each of his first 10 games (5G, 5A), the second longest streak to start a career in NHL history (T. Selanne) ... Potted a season-high two goals on Feb. 14 at NSH ... Dished out a season-high three assists on Feb. 24 at ANA ... Missed 16 games due to injury (Jan. 1-Feb. 9). **2006-07:** Capped his collegiate career with the Western College Hockey Association's University of North Dakota, ranking second on the team with 18 goals and 28 assists in 34 games while helping UND reach the NCAA Frozen Four Tournament ... Served as the team's alternate captain ... Earned the American Hockey Coaches Association First-Team

2015 CUP	LEADERSHIP	PLAYERS	2014-15	OPPONENTS	TRADITION	RECORDS	PLAYOFFS	HISTORY	MINORS	NHL	MEDIA
----------	------------	---------	---------	-----------	-----------	---------	----------	---------	--------	-----	-------

2015 CUP

LEADERSHIP

PLAYERS

2014-15

OPPONENTS

TRADITION

RECORDS

PLAYOFFS

HISTORY

MINORS

NHL

MEDIA



CAREER (CONT.)

West All-American honors ... Named to the WCHA Final Five All-Tournament Team and Second Team All-WCHA ... Tallied 33 points (14G, 19A) in the team's final 21 games. **2005-06:** Made his collegiate debut, ranking third on North Dakota with 22 goals and fourth with 39 points in 42 contests ... Earned the NCAA West Regional Most Outstanding Player Award ... Won UND's Tom Hoghaug Memorial Scholarship, awarded annually to the freshman hockey player who has demonstrated initiative, character and a sense of responsibility.

INTERNATIONAL CAREER

Won a gold medal with Team Canada at the 2014 Winter Olympics in Sochi, recording three points (1G, 2A) in six games while serving as an alternate captain ... Was the third-youngest player to earn a men's hockey medal at the 2010 Winter Olympics in Vancouver, winning a gold medal with Team Canada ... Became the youngest Canadian in history to earn gold medals at the World Junior Championship, World Championship and Olympics ... Was honored with a Directorate Award as the 2010 Olympic tournament's top forward and was named to the All-Tournament Team ... Led Team Canada and ranked third overall in the tournament with eight points (1G, 7A) ... Led Canada with a 64.8 FO% ... Won a gold medal with Team Canada at the 2008 WJC while serving as team captain ... Captured two gold medals with Canada in 2007, first at the WJC (4G, 3A), then as the only non-NHL player at the World Championship (2G, 5A) ... Won a gold medal with Canada at the 2006 WJC, tallying two points in six contests ... Represented Canada West at the 2005 U17 World Challenge, registering eight goals and four assists in six games.

CAREER STATISTICS

SEASON	TEAM	LEAGUE	REGULAR SEASON						PLAYOFFS					
			GP	G	A	PTS	+/-	PIM	GP	G	A	PTS	+/-	PIM
2004-05	Shattuck St. Mary's	HIGH-MN	64	48	62	110	-	38	-	-	-	-	-	-
2005-06	North Dakota	NCAA	42	22	17	39	22	22	-	-	-	-	-	-
	Canada	WJC	6	0	2	2	2	2	-	-	-	-	-	-
2006-07	North Dakota	NCAA	34	18	28	46	14	10	-	-	-	-	-	-
	Canada	WJC	6	4	3	7	1	12	-	-	-	-	-	-
	Canada	WC	9	2	5	7	0	6	-	-	-	-	-	-
2007-08	CHICAGO	NHL	64	24	30	54	11	44	-	-	-	-	-	-
	Canada	WC	9	2	3	5	0	8	-	-	-	-	-	-
2008-09	CHICAGO	NHL	82	34	35	69	12	51	17	7	6	13	-1	26
2009-10	CHICAGO	NHL	76	25	43	68	22	47	22	7	22	29	-1	4
	Canada	OLY	7	1	7	8	9	2	-	-	-	-	-	-
2010-11	CHICAGO	NHL	80	32	44	76	25	26	7	1	3	4	-4	2
2011-12	CHICAGO	NHL	59	29	28	57	17	28	6	2	2	4	4	6
2012-13	CHICAGO	NHL	47	23	25	48	28	27	23	3	11	14	9	18
2013-14	CHICAGO	NHL	76	28	40	68	26	34	19	9	8	17	3	8
	Canada	OLY	6	1	2	3	3	0	-	-	-	-	-	-
2014-15	Chicago	NHL	81	28	38	66	30	36	23	10	11	21	7	8
NHL TOTALS			565	223	283	506	171	293	117	39	63	102	17	72

2015 CUP

LEADERSHIP

PLAYERS

2014-15

OPPONENTS

TRADITION

RECORDS

PLAYOFFS

HISTORY

MINORS

NHL

MEDIA

TREVOR VAN RIEMSDYK

DEFENSE • 57

SHOOTS: **RIGHT**

HEIGHT: **6'2"** WEIGHT: **188**

BIRTHDATE: **JULY 24, 1991**

BIRTHPLACE: **MIDDLETOWN, N.J.**



DRAFT POSITION

Undrafted.

CAREER TRANSACTIONS

Signed as a free agent by the Blackhawks on March 24, 2014.


CAREER HIGHLIGHTS

Notched one assist over 18 regular-season games in his first NHL season in 2014-15 ... Made his NHL debut on Oct. 9 at DAL ... Recorded his first career point and assist on Nov. 9 vs. SJS ... Skated in a career-most 21:04 on Nov. 14 at DET ... Won the 2015 Stanley Cup with Chicago.

CAREER

2014-15: Tallied one assist over 18 regular-season games in his National Hockey League and professional debut ... Made his NHL debut on Oct. 9 at DAL ... Tallied his first career assist on Nov. 9 vs. SJS ... Skated in a career-most 21:04 on Nov. 14 at DET ... Missed 64 games due to injury (Nov. 20-April 11) ... Appeared in four Stanley Cup Playoff games, all in the Stanley Cup Final vs. TBL, en route to the 2015 Stanley Cup championship ... Made his postseason debut in Game 3 of the SCF vs. TBL, marking his first NHL game since suffering an injury on Nov. 16 ... Totaled three points (3A) in eight games with the American Hockey League's Rockford IceHogs.

2013-14: Tallied 23 points (4G, 19A) in 26 games in his junior year at Hockey East's University of New Hampshire ... Ranked third among team defensemen in assists and points ... Suffered a season-ending injury on Jan. 18, 2014 vs. Union. **2012-13:** Notched 33 points (8G, 25A) over 39 games in his sophomore campaign at the University of New Hampshire ... Led team defensemen in assists and points, and ranked second in goals. **2011-12:** Totaled 19 points (4G, 15A) in 37 games during his freshman season at the University of New Hampshire. **2010-11:** Registered 38 points (16G, 22A) over 39 games for the New Hampshire Jr. Monarchs of the Eastern Junior Hockey League ... Paced team defensemen in goals, assists and points. **2009-10:** Led team defensemen with 35 points (8G, 27A) in 31 games for the New Hampshire Jr. Monarchs.



CAREER HIGHS

SOG	3	THREE TIMES	
GOALS	N/A		
ASSISTS	1	SJS	11/09/14
POINTS	1	SJS	11/09/14
PIM	2	@ STL	10/25/14

VAN RIEMSDYK VS. NHL

	GP	G	A	PTS	PIM
ANA	1	0	0	0	0
BUF	1	0	0	0	0
CGY	1	0	0	0	0
DAL	2	0	0	0	0
DET	1	0	0	0	0
MTL	1	0	0	0	0
NSH	2	0	0	0	0
OTT	2	0	0	0	0
PHI	1	0	0	0	0
SJS	1	0	1	1	0
STL	1	0	0	0	2
TBL	1	0	0	0	0
TOR	1	0	0	0	0
VAN	1	0	0	0	0
WSH	1	0	0	0	0
WPG	1	0	0	0	0
TOTAL	18	0	1	1	2

CAREER STATISTICS

			REGULAR SEASON							PLAYOFFS					
SEASON	TEAM	LEAGUE	GP	G	A	PTS	+/-	PIM	GP	G	A	PTS	+/-	PIM	
2009-10	New Hampshire	EJHL	31	8	27	35	-	4	4	0	3	3	-	0	
2010-11	New Hampshire	EJHL	39	16	22	38	-	20	6	2	3	5	-	4	
2011-12	New Hampshire	H-EAST	37	4	15	19	7	24	-	-	-	-	-	-	
2012-13	New Hampshire	H-EAST	39	8	25	33	10	8	-	-	-	-	-	-	
2013-14	New Hampshire	H-EAST	26	4	19	23	13	10	-	-	-	-	-	-	
2014-15	CHICAGO	NHL	18	0	1	1	0	2	4	0	0	0	-1	0	
	Rockford	AHL	8	0	3	3	2	0	-	-	-	-	-	-	
NHL TOTALS			18	0	1	1	0	2	4	0	0	0	-1	0	

2015 CUP

LEADERSHIP

PLAYERS

2014-15

OPPONENTS

TRADITION

RECORDS

PLAYOFFS

HISTORY

MINORS

NHL

MEDIA

KYLE BAUN


RIGHT WING • 39

SHOOTS: **RIGHT**

HEIGHT: **6'2"** WEIGHT: **209**

BIRTHDATE: **MAY 4, 1992**

BIRTHPLACE: **TORONTO, ONTARIO**



DRAFT POSITION

Undrafted.

CAREER TRANSACTIONS

Signed as a free agent by the Blackhawks on March 26, 2015.

CAREER

2014-15: Recorded 29 points (14G, 15A) in 38 games with the Eastern College Athletic Conference's Colgate University, ranking second on the team in all three offensive categories ... Notched a career-high 68 penalty minutes ... Registered five multi-point games, including two three-point games ... Earned ECAC Third Team All-League honors ... Made his NHL debut on April 7 vs. MIN ... Tallied a career-high two shots on goal on April 11 at COL. **2013-14:** Ranked fifth on Colgate with 26 points (11G, 15A) in 39 games during his sophomore season ... Tallied six power-play goals, second among Colgate forwards ... Notched seven multi-point games ... Registered his first collegiate career hat trick on Jan. 25 vs St. Lawrence ... Paced all forwards with 53 PIM. **2012-13:** Paced Colgate with 14 goals in 36 games ... Registered 24 points in his freshman season ... Led the team with seven power-play goals ... Tallied a career-high four points on Dec. 7 vs. UMass ... Earned ECAC Hockey All-Rookie Team honors.

CAREER STATISTICS

SEASON	TEAM	LEAGUE	GP	REGULAR SEASON					GP	PLAYOFFS				
				G	A	PTS	+/-	PIM		G	A	PTS	+/-	PIM
2009-10	Toronto	CCHL	45	5	10	15	-	27	7	0	0	0	-	6
2010-11	Cornwall	CCHL-1	56	19	23	42	-	44	16	7	1	8	-	26
2011-12	Cornwall	CCHL	42	29	32	61	-	50	17	8	12	20	-	16
2012-13	Colgate	ECAC	36	14	10	24	2	30	-	-	-	-	-	-
2013-14	Colgate	ECAC	39	11	15	26	8	53	-	-	-	-	-	-
2014-15	CHICAGO	NHL	3	0	0	0	-1	0	-	-	-	-	-	-
	Colgate	ECAC	38	14	15	29	12	68	-	-	-	-	-	-

PHILLIP DANAULT


CENTER • 24

SHOOTS: **LEFT**

HEIGHT: **6'0"** WEIGHT: **201**

BIRTHDATE: **FEB. 24, 1993**

BIRTHPLACE: **VICTORIAVILLE, QUEBEC**



DRAFT POSITION

Blackhawks's first-round selection (26th overall) in the 2011 National Hockey League Draft.

CAREER

2014-15: Split the season between the American Hockey League's Rockford IceHogs and Chicago ... Appeared in two games with Chicago, making his National Hockey League debut on Nov. 22 at EDM ... Recorded professional career highs in goals (13), assists (25) and points (38) in 70 regular-season games with Rockford ... Notched his first professional hat trick on Feb. 28 at Texas ... Added five points (3G, 2A) in eight Calder Cup Playoffs appearances with the IceHogs ... Named Rockford's Most Improved Player. **2013-14:** Tallied 26 points (6G, 20A) in 72 regular-season games during his first full season with Rockford ... Netted his first professional goal on Oct. 19 vs. Grand Rapids. **2012-13:** Split the season between the Quebec Major Junior Hockey League's Victoriaville Tigres and Moncton Wildcats and Rockford ... Appeared in five regular-season games with the IceHogs ... Tallied a career-high 62 helpers and 85 points in 56 regular-season games with Victoriaville and Moncton ... Shared 11th in the QMJHL in points and fourth in assists ... Shared eighth in the league with 27 power-play helpers ... Notched 23 multi-point games, including five four-point outings ... Named the Second Star of the Week for Feb. 18-24 after registering eight points (3G, 5A) in three games ... Recorded four separate point streaks of eight or more games during the regular season ... Ranked third on Moncton with four points (1G, 3A) in as many postseason appearances. **2011-12:** Recorded two assists and 10 PIM in seven regular-season games with Rockford in his professional debut ... Made his professional debut on March 31 vs. San Antonio ... Tallied his first professional point with an assist on April 7 at Lake Erie ... Ranked sixth in the QMJHL with 53 assists in 62 regular-season games with Victoriaville ... Notched 18 goals and 71 points ... Recorded 22 multi-point games ... Ranked second in the league with 830 faceoff wins ... Registered three assists in four postseason appearances ... Served as Victoriaville's captain for the second consecutive season ... Honored with the QMJHL's 2011 Guy Carbonneau Award. **2010-11:** Registered 23 goals in 64 regular-season contests with the Tigres ... Shared the team lead with 44 assists and shared fourth with 67 points ... Registered 17 multi-point games, including six multi-goal performances ... Compiled a season-long five-game scoring streak from Jan. 8-21, registering eight points (6G, 2A) ... Tallied 15 points (5G, 10A) in nine postseason tilts, pacing the team in points and goals, while averaging 1.67 points per game in the postseason.

INTERNATIONAL CAREER

Tallied one assist in six games with Team Canada at the 2013 IIHF World Junior Championship ... Won a gold medal with Team Canada at the 2010 Ivan Hlinka Memorial Tournament ... Played for Quebec at the 2010 World U17 Hockey Challenge.

CAREER STATISTICS

SEASON	TEAM	LEAGUE	REGULAR SEASON						PLAYOFFS					
			GP	G	A	PTS	+/-	PIM	GP	G	A	PTS	+/-	PIM
2009-10	Victoriaville	QMJHL	61	10	18	28	19	54	16	0	1	1	-2	8
2010-11	Victoriaville	QMJHL	64	23	44	67	17	59	9	5	10	15	4	6
2011-12	Victoriaville	QMJHL	62	18	53	71	11	61	4	0	3	3	-1	4
2012-13	Rockford	AHL	7	0	2	2	-5	10	-	-	-	-	-	-
	Victoriaville	QMJHL	29	14	30	44	-1	28	-	-	-	-	-	-
	Moncton	QMJHL	27	9	32	41	17	22	4	1	3	4	-1	0
	Rockford	AHL	5	0	0	0	-1	2	-	-	-	-	-	-
	Canada	WJC	6	0	1	1	-2	2	-	-	-	-	-	-
2013-14	Rockford	AHL	72	6	20	26	11	40	-	-	-	-	-	-
2014-15	CHICAGO	NHL	2	0	0	0	0	0	-	-	-	-	-	-
	Rockford	AHL	70	13	25	38	20	38	8	3	2	5	8	20

2015 CUP

LEADERSHIP

PLAYERS

2014-15

OPPONENTS

TRADITION

RECORDS

PLAYOFFS

HISTORY

MINORS

NHL

MEDIA

RYAN HARTMAN

RIGHT WING • 38


SHOOTS: RIGHT

HEIGHT: 5'11" WEIGHT: 191

BIRTHDATE: SEPT. 20, 1994

BIRTHPLACE: HILTON HEAD ISLAND, S.C.

HOMETOWN: WEST DUNDEE, ILL.



DRAFT POSITION

Blackhawks' first-round selection (30th overall) in the 2013 National Hockey League Draft.

CAREER

2014-15: Split the season between the American Hockey League's Rockford IceHogs and Chicago ... Appeared in five games with Chicago ... Made his National Hockey League debut on Feb. 13 vs. NJD, tallying three shots on goal and two hits ... Recorded professional career highs in goals (13), assists (24) and points (37) in 69 regular-season contests with Rockford ... Added three points (2G, 1A) in eight Calder Cup Playoffs contests. **2013-14:** Registered seven points (3G, 4A) in nine games with Rockford in his professional debut ... Collected his first professional points with two assists on April 5 at Abbotsford ... Netted his first professional goal on April 18 vs. Chicago, followed by his first professional multi-goal (2G) outing on April 19 vs. Charlotte ... Tallied 53 points (25G, 28A) in 52 regular-season games with the Ontario Hockey League's Plymouth Whalers ... Led the team in assists and ranked second in goals and points ... Notched six multi-goal outings ... Posted a team-high four points (4A) in five OHL playoff games. **2012-13:** Shared third on Plymouth with 60 points in 56 regular-season games in his OHL debut ... Ranked third on the team with 37 assists and shared sixth with 23 goals ... Ranked seventh in the league with a team-high 120 penalty minutes ... Notched five power-play goals and two shorthanded goals ... Posted 15 multi-point outings ... Netted a hat trick and added a helper for a four-point game on Jan. 12 ... Registered six points (4G, 2A) in nine postseason games. **2011-12:** Ranked second on the U.S. National Team Development Program with 41 points in 59 games ... Shared fourth on the team with 16 goals and ranked second with 25 assists ... Ranked second on the team with 136 PIM ... Netted 3 PPG, 1 SHG and two game-winning goals.

INTERNATIONAL CAREER

Registered four points (2G, 2A) in five contests with Team USA at the 2014 IIHF World Junior Championship ... Won a gold medal with Team USA at 2013 World Juniors, posting three points (2G, 1A) in seven games ... Won a gold medal with Team USA at the 2012 U18 World Junior Championship, recording six points (2G, 4A) in six games.

CAREER STATISTICS

			REGULAR SEASON						PLAYOFFS					
SEASON	TEAM	LEAGUE	GP	G	A	PTS	+/-	PIM	GP	G	A	PTS	+/-	PIM
2010-11	USNTDP	USHL	35	12	8	20	-5	59	2	1	0	1	0	17
	USA U17	USNTDP	52	22	12	34	-	88	-	-	-	-	-	-
	USA U18	USNTDP	4	0	1	1	-	4	-	-	-	-	-	-
2011-12	USNTDP	USHL	24	7	9	16	6	46	-	-	-	-	-	-
	USA U18	USNTDP	59	16	25	41	-	136	-	-	-	-	-	-
	USA	WJC U18	6	2	4	6	9	22	-	-	-	-	-	-
2012-13	Plymouth	OHL	56	23	37	60	29	120	9	4	2	6	4	16
	USA	WJC	7	2	1	3	4	16	-	-	-	-	-	-
2013-14	Rockford	AHL	9	3	4	7	-1	8	-	-	-	-	-	-
	Plymouth	OHL	52	25	28	53	-14	91	5	0	4	4	-6	8
	USA	WJC	5	2	2	4	2	4	-	-	-	-	-	-
2014-15	CHICAGO	NHL	5	0	0	0	-1	2	-	-	-	-	-	-
	Rockford	AHL	69	13	24	37	14	120	8	2	1	3	-6	8

MARK McNEILL

RIGHT WING • 41

SHOOTS: **RIGHT**

HEIGHT: **6'2"** WEIGHT: **214**

BIRTHDATE: **FEB. 22, 1993**

BIRTHPLACE: **LANGLEY, BRITISH COLUMBIA**



DRAFT POSITION

Blackhawks' first-round selection (18th overall) in the 2011 National Hockey League Draft.

CAREER

2014-15: Paced the American Hockey League's Rockford Icehogs in goals (23) and assists (21) while playing in 63 regular-season games ... Tallied professional career highs in nearly every statistical category ... Collected six game-winning goals, four power-play goals and one shorthanded goal ... Notched his first professional hat trick on Nov. 8 vs. Grand Rapids ... Named an AHL All-Star for the first time in his professional career and registered a hat trick in the 2015 AHL All-Star game ... Logged four points (2G, 2A) in eight postseason tilts with Rockford. **2013-14:** Shared sixth on Rockford with 37 points (18G, 19A) in his first full professional season ... Shared the team lead with 4 GWG and 6 PPG ... Notched six multi-point games, including two career-high three-point outings ... Collected his first professional points with the game-winner and an assist on Oct. 6 at Texas. **2012-13:** Split time between the Western Hockey League's Prince Albert Raiders and Rockford ... Recorded five shots on goal in as many regular-season games with Rockford ... Paced Prince Albert with 67 points and 42 assists, while sharing the team lead with 25 goals in 65 regular-season games ... Ranked second on the team with 7 PPG ... Posted 16 multi-point games ... Shared the team lead with four points (1G, 3A) in as many postseason appearances ... Served as team captain. **2011-12:** Split time between Prince Albert and the Icehogs ... Appeared in seven AHL contests with Rockford ... Made his professional debut on March 3 vs. Houston ... Tallied 71 points (31G, 40A) in 69 regular-season tilts with Prince Albert ... Ranked second on the club in helpers and third in points and goals ... Paced the club and shared third in the WHL with a career-high 6 SHG ... Tallied 17 multi-point games, including 11 multi-assist outings ... Notched a career-high five points twice ... Registered 20 points (9G, 11A) during a 10-game point streak from Dec. 2-Jan. 4, matching a career mark ... Tallied a career-best four goals and one assist on Jan. 25 ... Posted back-to-back three-point outings (1G, 2A) on Feb. 24 and Feb. 25. **2010-11:** Established career highs in goals (32), assists (49) and points (81) in 70 regular-season games with Prince Albert ... Paced the club with 49 helpers and ranked second in goals and points ... Finished second on the Raiders with 7 PPG and 2 SHG ... Closed the regular season with a career-long 10-game point-streak (7G, 13A), which included seven multi-point efforts ... Compiled two separate nine-game point streaks and one seven-game point streak ... Notched the first hat trick of his junior career on Dec. 4 ... Collected a season-high three assists on March 18 ... Posted a team-high 24 multi-point outings during the season ... Ranked second on Prince Albert with five points (2G, 3A) in six postseason contests after helping the Raiders to their first playoff berth since 2007.

INTERNATIONAL CAREER

Tallied eight shots on goal in six games with Team Canada at the 2013 IIHF World Junior Championship ... Posted six assists for Team Canada at the 2011 U18 World Championship ... Represented Team Pacific at the 2010 World U-17 Hockey Challenge.

CAREER STATS

SEASON	TEAM	LEAGUE	GP	REGULAR SEASON							PLAYOFFS					
				G	A	PTS	+/-	PIM			G	A	PTS	+/-	PIM	
2008-09	Prince Albert	WHL	4	0	0	0	-2	0	-	-	-	-	-	-	-	-
	SSAC	AMHL	33	21	18	39	-	38	4	2	0	2	-	-	2	
2009-10	Prince Albert	WHL	68	9	15	24	-10	27	-	-	-	-	-	-	-	
2010-11	Prince Albert	WHL	70	32	49	81	-4	53	6	2	3	5	2	2	2	
	Canada	WJC U18	7	0	6	6	-3	2	-	-	-	-	-	-	-	
2011-12	Prince Albert	WHL	69	31	40	71	-10	48	-	-	-	-	-	-	-	
	Rockford	AHL	7	0	0	0	-2	12	-	-	-	-	-	-	-	
2012-13	Prince Albert	WHL	65	25	42	67	4	43	4	1	3	4	-5	4	4	
	Canada	WJC	6	0	0	0	-1	2	-	-	-	-	-	-	-	
	Rockford	AHL	5	0	0	0	-1	0	-	-	-	-	-	-	-	
2013-14	Rockford	AHL	76	18	19	37	-12	46	-	-	-	-	-	-	-	
2014-15	Rockford	AHL	63	23	21	44	14	23	8	2	2	4	3	2	2	

2015 CUP

LEADERSHIP

PLAYERS

2014-15

OPPONENTS

TRADITION

RECORDS

PLAYOFFS

HISTORY

MINORS

NHL

MEDIA

JEREMY MORIN

RIGHT WING • 27

SHOOTS: **RIGHT**

HEIGHT: **6'1"** WEIGHT: **189**

BIRTHDATE: **APRIL 16, 1991**

BIRTHPLACE: **AUBURN, N.Y.**



DRAFT POSITION/CAREER TRANSACTIONS

Atlanta Thrashers' second-round selection (45th overall) in the 2009 National Hockey League Draft ... Traded by ATL with Marty Reasoner, Joey Crabb and two selections in the 2010 NHL Draft (Kevin Hayes and Justin Holl) to the Blackhawks in exchange for Dustin Byfuglien, Ben Eager, Brent Sopel and Akim Aliu on June 23, 2010 ... Traded to CBJ in exchange for Tim Erixon on Dec. 14, 2014 ... Traded by CBJ with Artem Anisimov, Marko Dano, Corey Tropp and a fourth-round selection in the 2016 NHL Draft to the Blackhawks in exchange for Alex Broadhurst, Brandon Saad and Michael Paliotta on June 30, 2015.

CAREER

2014-15: Split the season between CBJ, Chicago and the American Hockey League's Rockford IceHogs ... Opened the season with the Blackhawks, posting 28 shots on goal in 15 games ... Posted one goal in three games with the IceHogs ... Registered six points (2G, 4A) in 28 regular-season games with CBJ. **2013-14:** Split the season between Chicago and Rockford ... Tallied an NHL career-high 11 points (5G, 6A) in 24 games with Chicago ... Posted a career-long four-game point streak (3G, 1A) from Apr. 3-9, including an NHL career-high two points (1G, 1A) on Apr. 6 vs. STL ... Tallied 3 SOG in two 2014 Stanley Cup Playoffs games in his NHL postseason debut ... Earned 47 points (24G, 23A) in 47 games with Rockford ... Led the team in goals ... Posted a professional career-long 13-game point streak (11G, 9A) from Feb. 1-March 4 ... Collected his first professional hat trick and added an assist on Feb. 8 vs. Iowa in a career-high four-point outing ... His third goal of the game marked his 70th tally with Rockford, setting a franchise career goal-scoring record ... Named CCM/AHL Player of the Month for February after compiling 18 points (9G, 9A) in 11 games and helping Rockford go unbeaten in regulation in that span (9-0-1-1). **2012-13:** Split the season between Chicago and Rockford ... Tallied one goal in two regular-season games with Chicago ... Ranked third on Rockford and 15th in the AHL with a career-high 58 points ... Paced the team and ranked fifth in the league with a career-best 30 goals. **2011-12:** Split the season between Chicago and Rockford ... Held scoreless in three regular-season games with the Blackhawks ... Ranked fourth on Rockford with 40 points (18G, 22A) in 69 regular-season games. **2010-11:** Made his NHL debut with three points (2G, 1A) in nine regular-season games with Chicago ... Skated in his first NHL game on Nov. 6 at ATL ... Tallied his first NHL point (1A) on Nov. 30 vs. STL ... Netted his first NHL goal on Dec. 8 vs. DAL ... Recorded 12 points (8G, 4A) in 22 regular-season games with Rockford in his AHL debut ... Registered his first professional goal and assist on Oct. 12 at Peoria.

INTERNATIONAL CAREER

Appeared in all 10 games and won a bronze medal with Team USA at the 2015 World Championship ... Won a bronze medal with Team USA at the 2011 World Junior Championship, tallying one assist in four games ... Won a gold medal with Team USA at the 2010 WJC, tallying seven points (2G, 5A) in as many games ... Led Team USA with six goals and ranked second with 10 points in seven games en route to capturing the gold medal at the 2009 U18 World Championship ... Led Team USA with six goals and added two helpers in seven contests at the 2008 U18 WJC en route to winning a bronze medal.

NHL CAREER STATISTICS

SEASON	TEAM	LEAGUE	REGULAR SEASON						PLAYOFFS					
			GP	G	A	PTS	+/-	PIM	GP	G	A	PTS	+/-	PIM
2010-11	CHICAGO	NHL	9	2	1	3	2	9	-	-	-	-	-	-
	Rockford	AHL	22	8	4	12	2	34	-	-	-	-	-	-
	USA	WJC	4	0	1	1	0	2	-	-	-	-	-	-
2011-12	CHICAGO	NHL	3	0	0	0	-1	0	-	-	-	-	-	-
	Rockford	AHL	69	18	22	40	9	121	-	-	-	-	-	-
2012-13	CHICAGO	NHL	3	1	1	2	1	0	-	-	-	-	-	-
	Rockford	AHL	67	30	28	58	2	86	-	-	-	-	-	-
2013-14	CHICAGO	NHL	24	5	6	11	5	32	2	0	0	0	-1	2
	Rockford	AHL	47	24	23	47	9	58	-	-	-	-	-	-
2014-15	COLUMBUS	NHL	28	2	4	6	1	13	-	-	-	-	-	-
	CHICAGO	NHL	15	0	0	0	0	15	-	-	-	-	-	-
	Rockford	AHL	3	1	0	1	-1	2	-	-	-	-	-	-
NHL TOTALS			82	10	12	22	8	69	2	0	0	0	-1	2

COREY TROPP


RIGHT WING • 25

SHOOTS: **RIGHT**

HEIGHT: **6'0"** WEIGHT: **185**

BIRTHDATE: **JULY 25, 1989**

BIRTHPLACE: **GROSSE POINTE WOODS, MICH.**



DRAFT POSITION

Buffalo Sabres' third-round selection (89th overall) in the 2007 National Hockey League Draft.

CAREER TRANSACTIONS


Claimed by CBJ off waivers from BUF on Nov. 28, 2013... Traded to the Blackhawks by CBJ with Artem Anisimov, Marko Dano, Jeremy Morin and a fourth-round selection in the 2016 NHL Draft in exchange for Alex Broadhurst, Brandon Saad and Michael Paliotta on June 30, 2015.

CAREER

2014-15: Registered eight points (1G, 7A) in 61 regular-season games with CBJ ... Ranked third on the team with an NHL career-high 76 PIM ... Collected 80 hits and 28 blocked shots. **2013-14:** Split the season between CBJ and BUF, collecting 11 points (2G, 9A) in 53 regular-season games ... Recorded 10 points (2G, 8A) in 44 regular-season games with the Blue Jackets ... Added 37 PIM ... Made his Stanley Cup Playoffs debut, appearing in two postseason games with CBJ ... Collected one helper in nine games with BUF to open the season. **2012-13:** Skated in six AHL games with the Rochester Americans, tallying four points (2G, 2A). **2011-12:** Split the season between BUF and Rochester ... Posted eight points (3G, 5A) in 34 games in his NHL debut ... Made his debut on Nov. 4 vs. CGY, registering 6:19 of ice time ... Notched 22 points (9G, 13A) in 27 regular-season games with the Americans ... Appeared in three Calder Cup Playoffs contests. **2010-11:** Ranked eighth on the AHL's Portland Pirates with 40 points (10G, 30A) in 76 regular-season games ... Ranked third on the club with 113 PIM ... Collected a career-high 113 shots on goal ... Shared fourth on the team with seven points (2G, 5A) in 12 Calder Cup Playoffs games.

CAREER STATISTICS

SEASON	TEAM	LEAGUE	GP	REGULAR SEASON					PIM	GP	PLAYOFFS				
				G	A	PTS	+/-				G	A	PTS	+/-	PIM
2005-06	Sioux Falls	USHL	46	7	8	15	7	21		14	2	3	5	-4	8
2006-07	Sioux Falls	USHL	54	26	36	62	-3	76		8	4	9	13	0	3
2007-08	Michigan State	CCHA	42	6	11	17	-	16		-	-	-	-	-	-
2008-09	Michigan State	CCHA	21	3	8	11	-	45		-	-	-	-	-	-
2009-10	Michigan State	CCHA	37	20	22	42	-	50		-	-	-	-	-	-
2010-11	Portland	AHL	76	10	30	40	-5	113		12	2	5	7	3	12
2011-12	BUFFALO	NHL	34	3	5	8	0	20		-	-	-	-	-	-
	Rochester	AHL	27	9	13	22	1	46		3	0	0	0	-2	8
2012-13	Rochester	AHL	6	2	2	4	7	-1		-	-	-	-	-	-
2013-14	COLUMBUS	NHL	44	2	8	10	37	11		2	0	0	0	0	0
	BUFFALO	NHL	9	0	1	1	-8	0		-	-	-	-	-	-
2014-15	COLUMBUS	NHL	61	1	7	8	-14	76		-	-	-	-	-	-
NHL TOTALS			148	6	21	27	-11	133		2	0	0	0	0	0



MATHIEU BRISEBOIS

DEFENSE

SHOOTS: RIGHT

HEIGHT: 5'11"

WEIGHT: 197

BIRTHDATE: APRIL 17, 1992

BIRTHPLACE: MONT SAINT-HILAIRE, QUEBEC

ACQUIRED: FROM ARI WITH D. RUNDBLAD FOR A SECOND-ROUND PICK ON MARCH 4, 2014

STATISTICS

SEASON	TEAM	LEAGUE	REGULAR SEASON						PLAYOFFS					
			GP	G	A	PTS	+/-	PIM	GP	G	A	PTS	+/-	PIM
2009-10	Sherbrooke	QJHL	32	7	9	16	-	32	-	-	-	-	-	-
	Lewiston	QMJHL	31	0	7	7	-5	22	3	0	0	0	-4	4
2010-11	Rouyn-Noranda	QMJHL	47	3	15	18	-27	32	-	-	-	-	-	-
2011-12	Rouyn-Noranda	QMJHL	68	17	39	56	-17	106	4	1	0	1	-6	12
2012-13	Rouyn-Noranda	QMJHL	64	19	54	73	15	103	14	3	12	15	-6	24
2013-14	Portland	AHL	28	1	2	3	-5	30	-	-	-	-	-	-
	Rockford	AHL	13	2	5	7	-1	19	-	-	-	-	-	-
2014-15	Rockford	AHL	1	0	0	0	-2	0	-	-	-	-	-	-
	Indy	ECHL	31	2	12	14	-29	25	-	-	-	-	-	-
	Rapid City	ECHL	36	9	21	30	9	44	13	1	4	5	-3	14



DILLON FOURNIER

DEFENSE

SHOOTS: LEFT

HEIGHT: 6'2"

WEIGHT: 186


BIRTHDATE: JUNE 15, 1994

BIRTHPLACE: MONTREAL, QUEBEC

ACQUIRED: 2012 NHL DRAFT (ROUND 2, 48TH OVERALL)

STATISTICS

SEASON	TEAM	LEAGUE	REGULAR SEASON						PLAYOFFS					
			GP	G	A	PTS	+/-	PIM	GP	G	A	PTS	+/-	PIM
2010-11	Lewiston	QMJHL	60	3	11	14	9	38	11	0	2	2	1	15
2011-12	Rouyn-Noranda	QMJHL	52	9	29	38	-8	59	-	-	-	-	-	-
2012-13	Rouyn-Noranda	QMJHL	59	6	18	24	8	61	14	4	8	12	8	14
2013-14	Rouyn-Noranda	QMJHL	36	13	19	32	10	54	-	-	-	-	-	-
2014-15	Rockford	AHL	21	0	3	3	1	16	-	-	-	-	-	-
	Indy	ECHL	34	2	4	7	-20	13	-	-	-	-	-	-



ERIK GUSTAFSSON

DEFENSE

SHOOTS: LEFT

HEIGHT: 6'0"

WEIGHT: 176


BIRTHDATE: MARCH 14, 1992

BIRTHPLACE: NYNASHAMN, SWEDEN

ACQUIRED: SIGNED AS A FREE AGENT ON APRIL 30, 2015

STATISTICS

STATISTICS			REGULAR SEASON							PLAYOFFS					
SEASON	TEAM	LEAGUE	GP	G	A	PTS	+/-	PIM	GP	G	A	PTS	+/-	PIM	
2008-09	Djurgardens J18	J18 Elit	22	2	7	9	-	10	-	-	-	-	-	-	
	Djurgardens J18	J18 SWE-2	11	0	1	1	-	12	2	0	0	0	-	0	
2009-10	Djurgardens J20	SuperElit	24	0	8	8	-	26	-	-	-	-	-	-	
	Djurgardens J18	J18 Elit	15	4	7	11	-	24	-	-	-	-	-	-	
	Djurgardens J18	J18 SWE-2	12	3	6	9	-	30	3	0	0	0	-	0	
2010-11	Djurgardens J20	SuperElit	28	2	21	23	-	104	4	0	1	1	-	6	
2011-12	Djurgardens	SHL	41	3	4	7	-3	16	10	0	1	1	1	6	
	Djurgardens J20	SuperElit	21	3	11	14	3	14	-	-	-	-	-	-	
2012-13	Djurgardens	SWE-2	49	7	16	23	12	52	6	1	0	1	-3	30	
2013-14	Frolunda	SHL	50	2	18	20	0	16	-	-	-	-	-	-	
2014-15	Frolunda	SHL	55	4	25	29	2	22	12	1	2	3	-3	31	



RYAN HAGGERTY

RIGHT WING

SHOOTS: RIGHT

HEIGHT: 6'0"

WEIGHT: 201

BIRTHDATE: MARCH 4, 1993


BIRTHPLACE: STAMFORD, CONN.

ACQUIRED: FROM NYR FOR A. RAANTA ON JUNE 27, 2015

STATISTICS

STATISTICS			REGULAR SEASON							PLAYOFFS					
SEASON	TEAM	LEAGUE	GP	G	A	PTS	+/-	PIM	GP	G	A	PTS	+/-	PIM	
2009-10	USA Jr.	USHL	37	5	6	11	-23	38	-	-	-	-	-	-	
	USA U17	USNTDP	52	10	9	19	-	44	-	-	-	-	-	-	
	USA U18	USNTDP	2	0	0	0	-	0	-	-	-	-	-	-	
2010-11	USA Jr.	USHL	23	7	8	15	7	9	-	-	-	-	-	-	
	USA U18	USNTDP	54	11	18	29	-	22	-	-	-	-	-	-	
	USA	WJC U18	6	2	0	2	3	0	-	-	-	-	-	-	
2011-12	RPI	ECAC	35	7	8	15	-9	30	-	-	-	-	-	-	
2012-13	RPI	ECAC	36	12	14	26	-6	30	-	-	-	-	-	-	
2013-14	RPI	ECAC	35	28	15	43	7	42	-	-	-	-	-	-	
2014-15	Hartford	AHL	76	15	18	33	-1	34	14	2	4	6	5	4	

2015 CUP
LEADERSHIP
PLAYERS
2014-15
OPPONENTS
TRADITION
RECORDS
PLAYOFFS
HISTORY
MINORS
NHL
MEDIA



VINCENT HINOSTROZA

CENTER

SHOOTS: RIGHT

HEIGHT: 5'9"

WEIGHT: 158


BIRTHDATE: APRIL 3, 1994

BIRTHPLACE: CHICAGO, ILL.

ACQUIRED: 2012 NHL DRAFT (ROUND 6, 169TH OVERALL)

STATISTICS

SEASON	TEAM	LEAGUE	GP	G	A	PTS	+/-	PIM	GP	G	A	PTS	+/-	PIM
2009-10	Chicago	MWEHL	34	13	21	34	-	38	-	-	-	-	-	-
2010-11	Waterloo	USHL	50	8	14	22	-1	36	-	-	-	-	-	-
2011-12	Waterloo	USHL	55	20	24	44	11	56	1	0	0	0	0	0
2012-13	Waterloo	USHL	46	25	35	60	22	14	5	4	3	7	0	8
2013-14	Notre Dame	H-EAST	34	8	24	32	6	4	-	-	-	-	-	-
2014-15	USA	WJC	5	3	2	5	2	0	-	-	-	-	-	-
	Rockford	AHL	5	0	2	2	-2	0	-	-	-	-	-	-
	Notre Dame	H-EAST	42	11	33	44	4	48	-	-	-	-	-	-



TANNER KERO

CENTER

SHOOTS: LEFT

HEIGHT: 6'0"

WEIGHT: 185


BIRTHDATE: JULY 24, 1992

BIRTHPLACE: HANCOCK, MICH.

ACQUIRED: SIGNED AS A FREE AGENT ON APRIL 2, 2015

STATISTICS

SEASON	TEAM	LEAGUE	GP	REGULAR SEASON					PIM	PLAYOFFS					
				G	A	PTS	+/-			GP	G	A	PTS	+/-	PIM
2009-10	Marquette	NAHL	57	32	19	51	9	39		3	1	0	1	-4	0
2010-11	Fargo	USHL	55	14	23	37	11	22		5	1	0	1	-1	2
2011-12	Michigan Tech	WCHA	39	9	7	16	-1	14		-	-	-	-	-	-
2012-13	Michigan Tech	WCHA	33	11	13	24	0	27		-	-	-	-	-	-
2013-14	Michigan Tech	WCHA	40	15	10	25	-4	16		-	-	-	-	-	-
2014-15	Rockford	AHL	6	5	0	5	3	0		6	2	1	3	-3	0
	Michigan Tech	WCHA	41	20	26	46	22	10		-	-	-	-	-	-



MICHAEL LEIGHTON

GOALTENDER

CATCHES: LEFT

HEIGHT: 6'3"

WEIGHT: 186

BIRTHDATE: MAY 19, 1981

BIRTHPLACE: PETROLIA, ONTARIO

ACQUIRED: SIGNED AS A FREE AGENT ON AUG. 18, 2014

STATISTICS

REGULAR SEASON

PLAYOFFS

SEASON	TEAM	LEAGUE	GP	MIN	GA	GAA	W-L-T/OT	SO	GP	MIN	GA	GAA	W-L	SO
1998-99	Windsor	OHL	28	1,389	112	4.84	4-17-2	0	3	80	10	7.50	0-1	0
1999-2000	Windsor	OHL	42	2,272	118	3.12	17-17-2	1	12	616	32	3.12	5-6	0
2000-01	Windsor	OHL	54	3,035	138	2.73	32-13-5	2	9	519	27	3.12	4-5	1
2001-02	Norfolk	AHL	52	3,114	111	2.14	27-16-8	6	4	238	8	2.02	1-2	0
2002-03	CHICAGO	NHL	8	447	21	2.82	2-3-2	1	-	-	-	-	-	-
	Norfolk	AHL	36	2,184	91	2.50	18-13-5	4	4	240	7	1.75	3-1	1
2003-04	CHICAGO	NHL	34	1,988	99	2.99	6-18-8	2	-	-	-	-	-	-
	Norfolk	AHL	18	1,081	33	1.83	10-7-1	1	4	212	2	0.57	2-1	2
2004-05	Norfolk	AHL	41	2,319	78	2.02	20-16-3	7	-	-	-	-	-	-
2005-06	Rochester	AHL	40	2,318	124	3.21	15-22-1	2	-	-	-	-	-	-
2006-07	NASHVILLE	NHL	1	20	2	6.00	0-0-0	0	-	-	-	-	-	-
	PHILADELPHIA	NHL	4	195	12	3.70	2-2-0	0	-	-	-	-	-	-
	Portland	AHL	16	962	37	2.31	8-6-1	2	-	-	-	-	-	-
	Philadelphia	AHL	5	270	7	1.56	2-0-2	0	-	-	-	-	-	-
2007-08	CAROLINA	NHL	3	158	7	2.66	1-1-0	0	-	-	-	-	-	-
	Albany	AHL	58	3,451	121	2.10	28-25-4	7	7	510	10	1.18	3-4	2
2008-09	CAROLINA	NHL	19	1,029	50	2.92	6-7-2	0	-	-	-	-	-	-
2009-10	PHILADELPHIA	NHL	27	1,449	60	2.48	16-5-2	1	14	757	31	2.46	8-3	3
	CAROLINA	NHL	7	350	25	4.29	1-4-0	0	-	-	-	-	-	-
2010-11	PHILADELPHIA	NHL	1	60	4	4.00	1-0-0	0	2	70	4	3.43	0-1	0
	Adirondack	AHL	30	1,783	66	2.22	14-12-3	5	-	-	-	-	-	-
2011-12	Adirondack	AHL	56	3,237	139	2.58	28-26-1	2	-	-	-	-	-	-
2012-13	PHILADELPHIA	NHL	1	59	5	5.08	0-1-0	0	-	-	-	-	-	-
	Adirondack	AHL	2	119	4	2.02	1-1-0	0	-	-	-	-	-	-
2013-14	Donbass Donetsk	KHL	42	2,448	71	1.74	20-16-0	6	8	467	20	2.57	3-4	0
2014-15	Rockford	AHL	42	2,391	90	2.26	22-13-2	5	8	440	19	2.59	4-3	0

2015 CUP

LEADERSHIP

PLAYERS

2014-15

OPPONENTS

TRADITION

RECORDS


PLAYOFFS

HISTORY

MINORS

NHL

MEDIA



MIKE LIAMBAS

DEFENSE

SHOOTS: LEFT

HEIGHT: 5'10"

WEIGHT: 203


BIRTHDATE: FEB. 16, 1989

BIRTHPLACE: TORONTO, ONTARIO

ACQUIRED: SIGNED AS A FREE AGENT ON JULY 2, 2015

STATISTICS

SEASON	TEAM	LEAGUE	GP	REGULAR SEASON					PIM	GP	PLAYOFFS				
				G	A	PTS	+/-				G	A	PTS	+/-	PIM
2004-05	St. Michael's	OPIHL	5	1	0	1	-	16	-	-	-	-	-	-	-
2006-07	Erie	OHL	55	4	1	5	-16	169	-	-	-	-	-	-	-
2007-08	Erie	OHL	60	0	5	5	-7	169	-	-	-	-	-	-	-
2008-09	Erie	OHL	5	1	0	1	0	2	5	0	0	0	-3	6	
	Bloomington	IHL	8	1	0	1	-	31	-	-	-	-	-	-	-
2009-10	Erie	OHL	4	0	2	2	2	17	-	-	-	-	-	-	-
	Bloomington	IHL	17	0	3	3	-	115	-	-	-	-	-	-	-
2010-11	Cincinnati	ECHL	15	1	1	2	-3	72	4	0	2	2	0	8	
	UBC	CIS	25	3	6	9	-	82	-	-	-	-	-	-	-
2011-12	Cincinnati	ECHL	39	0	9	9	-3	160	-	-	-	-	-	-	-
2012-13	Milwaukee	AHL	27	1	0	1	-6	74	2	0	1	1	1	32	
	Cincinnati	ECHL	1	0	1	1	1	20	-	-	-	-	-	-	-
	Orlando	ECHL	32	2	7	9	1	151	-	-	-	-	-	-	-
2013-14	Milwaukee	AHL	60	3	5	8	-3	267	2	0	0	0	0	2	
2014-15	Milwaukee	AHL	54	5	3	8	0	158	-	-	-	-	-	-	-



BRANDON MASHINTER

LEFT WING

SHOOTS: LEFT

HEIGHT: 6'4"

WEIGHT: 212


BIRTHDATE: SEPT. 20, 1988

BIRTHPLACE: BRADFORD, ONTARIO

ACQUIRED: FROM NY RANGERS FOR KYLE BEACH ON DEC. 16, 2013

STATISTICS

SEASON	TEAM	LEAGUE	GP	REGULAR SEASON					PIM	GP	PLAYOFFS				
				G	A	PTS	+/-				G	A	PTS	+/-	PIM
2004-05	Toronto	OPIHL	49	3	6	9	-	19	-	-	-	-	-	-	-
	Sarnia	OHL	8	0	0	0	-5	9	-	-	-	-	-	-	-
2005-06	Sarnia	OHL	65	6	1	7	-23	65	-	-	-	-	-	-	-
2006-07	Sarnia	OHL	55	7	8	15	4	49	4	0	2	2	1	0	
2007-08	Kitchener	OHL	62	10	10	20	5	84	20	2	2	4	1	16	
2008-09	Kitchener	OHL	21	14	12	26	0	24	-	-	-	-	-	-	-
	Belleville	OHL	31	20	12	32	14	32	17	8	3	11	-4	13	
2009-10	Worcester	AHL	79	22	15	37	1	117	11	1	5	6	3	6	
2010-11	SAN JOSE	NHL	13	0	0	0	-2	17	-	-	-	-	-	-	-
	Worcester	AHL	62	14	19	33	-2	96	-	-	-	-	-	-	-
2011-12	Worcester	AHL	65	16	17	33	-11	67	-	-	-	-	-	-	-
2012-13	NY RANGERS	NHL	4	0	0	0	-2	0	-	-	-	-	-	-	-
	Worcester	AHL	30	2	3	5	-11	44	-	-	-	-	-	-	-
	Connecticut	AHL	35	10	9	19	-2	52	-	-	-	-	-	-	-
2013-14	NY RANGERS	NHL	6	0	0	0	-1	10	-	-	-	-	-	-	-
	Hartford	AHL	11	1	6	7	3	15	-	-	-	-	-	-	-
	Rockford	AHL	47	14	14	28	-8	79	-	-	-	-	-	-	-
2014-15	Rockford	AHL	69	17	15	32	4	57	8	3	3	6	0	2	



VILLE POKKA

DEFENSE

SHOOTS: RIGHT

HEIGHT: 6'0"

WEIGHT: 214

BIRTHDATE: JUNE 3, 1994

BIRTHPLACE: TORNIO, FINLAND

ACQUIRED: FROM NYI WITH T.J. BRENNAN AND A. NILSSON FOR N. LEDDY AND K. SIMPSON ON OCT. 4, 2014

STATISTICS

STATISTICS			REGULAR SEASON							PLAYOFFS					
SEASON	TEAM	LEAGUE	GP	G	A	PTS	+/-	PIM	GP	G	A	PTS	+/-	PIM	
2009-10	Karpat U18	FIN Jr.	9	5	9	14	-	0	2	0	2	2	-	0	
2010-11	Karpat	SM-liiga	2	0	0	0	-2	2	-	-	-	-	-	-	
	Kiekko-Laser	FIN-2	3	0	3	3	3	0	-	-	-	-	-	-	
	Karpat U20	FIN Jr.	32	6	15	21	-	16	1	0	1	1	-	2	
	Karpat U18	FIN Jr.	3	0	2	2	-	0	9	0	7	7	-	8	
	Finland	WJC U18	6	0	0	0	-2	2	-	-	-	-	-	-	
2011-12	Karpat	FIN	35	0	3	3	-3	12	9	0	3	3	1	2	
	Karpat U20	FIN Jr.	4	3	4	7	2	2	-	-	-	-	-	-	
	Finland	WJC	7	1	3	4	3	4	-	-	-	-	-	-	
	Finland	WJC U18	7	1	5	6	2	4	-	-	-	-	-	-	
2012-13	Karpat	FIN	47	6	6	12	2	8	3	0	2	2	0	0	
	Karpat U20	FIN Jr.	3	0	0	0	2	4	-	-	-	-	-	-	
	Finland	WJC	6	2	4	6	10	2	-	-	-	-	-	-	
2013-14	Karpat	FIN	54	6	21	27	32	16	16	2	9	11	7	10	
	Finland	WJC	7	1	3	4	7	4	-	-	-	-	-	-	
2014-15	Rockford	AHL	68	8	22	30	0	16	8	0	3	3	-4	0	



DENNIS RASMUSSEN

CENTER

SHOOTS: LEFT

HEIGHT: 6'3"

WEIGHT: 205

BIRTHDATE: JULY 3, 1990

BIRTHPLACE: VASTERAS, SWEDEN

ACQUIRED: SIGNED AS A FREE AGENT ON JUNE 10, 2014

STATISTICS

STATISTICS			REGULAR SEASON							PLAYOFFS					
SEASON	TEAM	LEAGUE	GP	G	A	PTS	+/-	PIM	GP	G	A	PTS	+/-	PIM	
2006-07	Vasteras J18	SWE-2 J18	14	6	10	16	-	14	5	2	1	3	-	2	
2007-08	Vasteras J20	SuperElit	39	8	11	19	-	38	3	1	2	3	-	8	
2008-09	Vasteras IK	SWE-2	15	2	1	3	2	4	5	3	1	4	0	0	
	Vasteras J20	SuperElit	40	19	25	44	-	18	3	1	3	4	-	0	
2009-10	Vasteras IK	SWE-2	44	4	13	17	-10	20	-	-	-	-	-	-	
	Vasteras J20	SuperElit	3	1	3	4	-	29	5	1	4	5	-	2	
	Sweden	WJC	6	2	1	3	3	2	-	-	-	-	-	-	
2010-11	Vasteras IK	SWE-2	48	10	23	33	10	16	6	3	2	5	2	0	
2011-12	Vaxjo	SWE	55	8	9	17	-7	10	-	-	-	-	-	-	
2012-13	Vaxjo	SWE	42	16	12	28	-1	28	-	-	-	-	-	-	
2013-14	Vaxjo	SWE	52	16	24	40	6	20	12	2	4	6	0	6	
	Sweden	WC	9	0	1	1	0	0	-	-	-	-	-	-	
2014-15	Rockford	AHL	73	13	14	27	9	30	7	0	0	0	0	2	



DENNIS ROBERTSON

DEFENSE

SHOOTS: LEFT

HEIGHT: 6'1"

WEIGHT: 215


BIRTHDATE: MAY 24, 1991

BIRTHPLACE: FORT ST. JOHN, BRITISH COLUMBIA

ACQUIRED: FROM CAR WITH J. MASSIE AND A 2017 PICK FOR K. VERSTEEG AND J. NORDSTROM AND A 2017 PICK ON SEPT. 11, 2015

STATISTICS

SEASON	TEAM	LEAGUE	REGULAR SEASON						PLAYOFFS					
			GP	G	A	PTS	+/-	PIM	GP	G	A	PTS	+/-	PIM
2008-09	Langley	BCHL	55	1	11	12	-	64	4	0	1	1	-	12
2009-10	Langley	BCHL	53	9	25	34	-	83	10	2	2	4	-	14
2010-11	Brown	ECAC	30	6	11	17	-	48	-	-	-	-	-	-
2011-12	Brown	ECAC	32	2	14	16	-	72	-	-	-	-	-	-
2012-13	Brown	ECAC	36	3	17	20	-	69	-	-	-	-	-	-
2013-14	Brown	ECAC	30	6	11	17	-	78	-	-	-	-	-	-
2014-15	Charlotte	AHL	1	0	0	0	0	0	-	-	-	-	-	-
	Charlotte	AHL	57	3	14	17	1	70	-	-	-	-	-	-



GARRET ROSS

LEFT WING

SHOOTS: LEFT

HEIGHT: 6'0"

WEIGHT: 173


BIRTHDATE: MAY 26, 1992

BIRTHPLACE: DEARBORN HEIGHTS, MICH.

ACQUIRED: 2012 NHL DRAFT (ROUND 5, 139TH OVERALL)

STATISTICS

SEASON	TEAM	LEAGUE	REGULAR SEASON						PLAYOFFS					
			GP	G	A	PTS	+/-	PIM	GP	G	A	PTS	+/-	PIM
2009-10	Saginaw	OHL	43	7	4	11	-1	103	6	0	0	0	0	12
2010-11	Saginaw	OHL	53	6	9	15	-6	111	12	3	1	4	-8	8
2011-12	Saginaw	OHL	60	25	29	54	13	93	12	6	4	10	1	23
2012-13	Saginaw	OHL	61	44	46	90	31	114	4	0	3	3	-5	8
2013-14	Rockford	AHL	2	0	0	0	0	5	-	-	-	-	-	-
	Rockford	AHL	74	15	19	34	12	78	-	-	-	-	-	-
2014-15	Rockford	AHL	69	21	22	43	20	100	8	2	1	3	6	2



VIKTOR SVEDBERG

DEFENSE

SHOOTS: LEFT

HEIGHT: 6'8"

WEIGHT: 238

BIRTHDATE: MAY 24, 1991

BIRTHPLACE: GOTHENBURG, SWEDEN

ACQUIRED: SIGNED AS A FREE AGENT ON OCT. 19, 2013

STATISTICS

STATISTICS			REGULAR SEASON							PLAYOFFS					
SEASON	TEAM	LEAGUE	GP	G	A	PTS	+/-	PIM	GP	G	A	PTS	+/-	PIM	
2007-08	Rogle J18	J18 Elit	27	3	7	10	-	28	-	-	-	-	-	-	
2008-09	Rogle	SWE	-	-	-	-	-	-	1	0	0	0	-2	0	
	Rogle J20	SuperElit	38	5	11	16	-	79	-	-	-	-	-	-	
	Rogle J18	J18 Elit	11	1	4	5	-	24	-	-	-	-	-	-	
2009-10	Frolunda J20	SuperElit	40	4	10	14	-	85	-	-	-	-	-	-	
2010-11	Frolunda	SWE	9	0	0	0	0	0	-	-	-	-	-	-	
	Frolunda J20	SuperElit	41	5	17	22	-	73	7	0	1	1	-	10	
2011-12	Frolunda	SWE	55	3	2	5	-2	20	6	0	0	0	-1	0	
	Frolunda J20	SuperElit	6	1	2	3	4	4	-	-	-	-	-	-	
2012-13	Frolunda	SWE	51	0	2	2	-3	24	6	0	0	0	-1	4	
	Frolunda J20	SuperElit	1	0	0	0	-1	2	-	-	-	-	-	-	
2013-14	Rockford	AHL	35	2	7	9	5	26	-	-	-	-	-	-	
2014-15	Rockford	AHL	49	3	11	14	14	41	8	0	4	4	4	8	



CAMERON SCHILLING

DEFENSE

CATCHES: LEFT

HEIGHT: 6'2"

WEIGHT: 182

BIRTHDATE: OCT. 7, 1988


BIRTHPLACE: CARMEL, IND.

ACQUIRED: SIGNED AS A FREE AGENT ON JULY 2, 2015

STATISTICS

STATISTICS			REGULAR SEASON							PLAYOFFS					
SEASON	TEAM	LEAGUE	GP	G	A	PTS	+/-	PIM	GP	G	A	PTS	+/-	PIM	
2007-08	Indiana	USHL	55	2	8	10	4	91	4	0	0	0	2	0	
2008-09	Miami	CCHA	25	0	7	7	6	43	-	-	-	-	-	-	
2009-10	Miami	CCHA	42	4	15	19	20	58	-	-	-	-	-	-	
2010-11	Miami	CCHA	38	3	14	17	19	34	-	-	-	-	-	-	
2011-12	Miami	CCHA	39	1	13	14	13	20	-	-	-	-	-	-	
2012-13	WASHINGTON	NHL	1	0	0	0	-1	0	-	-	-	-	-	-	
	Hershey	AHL	70	7	9	16	5	61	5	0	1	1	-3	4	
2013-14	WASHINGTON	NHL	1	0	0	0	-2	0	-	-	-	-	-	-	
	Hershey	AHL	70	3	13	16	14	89	-	-	-	-	-	-	
2014-15	WASHINGTON	NHL	4	0	0	0	1	4	-	-	-	-	-	-	
	Hershey	AHL	63	3	15	18	14	63	10	3	5	8	2	2	

2015 CUP	LEADERSHIP	PLAYERS	2014-15	OPPONENTS	TRADITION	RECORDS	PLAYOFFS	HISTORY	MINORS	NHL	MEDIA
----------	------------	---------	---------	-----------	-----------	---------	----------	---------	--------	-----	-------



NOLAN VALLEAU

DEFENSE

CATCHES: LEFT

HEIGHT: 6'1"

WEIGHT: 173


BIRTHDATE: NOV. 15, 1992

BIRTHPLACE: NOVI, MICH.

ACQUIRED: SIGNED AS A FREE AGENT ON AUG. 18, 2015

STATISTICS

SEASON	TEAM	LEAGUE	GP	G	A	PTS	+/-	PIM		GP	G	A	PTS	+/-	PIM
2007-08	New Mexico	NAHL	11	2	5	7	-5	6		-	-	-	-	-	-
	Port Huron	NAHL	42	4	20	24	17	46		-	-	-	-	-	-
2012-13	Des Moines	USHL	37	5	13	18	-6	24		-	-	-	-	-	-
	Chicago	USHL	27	3	5	8	-9	14		-	-	-	-	-	-
2013-14	Bowling Green	WCHA	-	-	-	-	-	-		-	-	-	-	-	-
2014-15	Bowling Green	WCHA	39	2	17	19	3	35		-	-	-	-	-	-



RADOVAN BONDRA

RIGHT WING

SHOOTS: RIGHT

HEIGHT: 6'5"

WEIGHT: 218

BIRTHDATE: JAN. 27, 1997

BIRTHPLACE: TREBISOV, SLOVAKIA

ACQUIRED: 2015 NHL DRAFT (ROUND 5, 151ST OVERALL)

STATISTICS

SEASON	TEAM	LEAGUE	GP	G	A	PTS	+/-	PIM	GP	G	A	PTS	+/-	PIM
2011-12	HC Kosice U18	SVK U18	41	14	10	24	13	12	-	-	-	-	-	-
2012-13	Slovakia U20	SVK-2	8	0	1	1	-	0	-	-	-	-	-	-
	HC Kosice U20	SVK U20	-	-	-	-	-	-	1	0	0	0	-	0
2013-14	HC Kosice U18	SVK U18	38	37	25	62	29	26	2	0	0	0	-4	4
	Slovakia U18	SVK-2	35	5	4	9	-14	20	-	-	-	-	-	-
	HC Kosice U20	SVK U20	8	3	2	5	-5	2	4	0	1	1	-1	0
	HC Kosice U18	SVK U18	3	0	1	1	1	0	4	5	4	9	8	0
2014-15	Slovakia	WJC U18	5	1	0	1	-1	0	-	-	-	-	-	-
	HC Kosice	SVK	15	2	2	4	6	6	15	1	2	3	0	4
	Slovakia U20	SVK U20	4	0	0	0	-2	2	-	-	-	-	-	-
	Slovakia U18	SVK U18	17	6	6	12	-4	47	-	-	-	-	-	-
	Slovakia	WJC	7	0	0	0	-2	2	-	-	-	-	-	-



CHRIS CALNAN

RIGHT WING

SHOOTS: RIGHT

HEIGHT: 6'2"

WEIGHT: 203

BIRTHDATE: MAY 5, 1994

BIRTHPLACE: BOSTON, MASS.

ACQUIRED: 2012 NHL DRAFT (ROUND 3, 79TH OVERALL)

STATISTICS

SEASON	TEAM	LEAGUE	GP	G	A	PTS	+/-	PIM	GP	G	A	PTS	+/-	PIM
2012-13	South Shore	EJHL	31	27	22	49	-	35	2	2	0	2	-	2
2013-14	Boston College	H-EAST	37	4	9	13	12	23	-	-	-	-	-	-
2014-15	Boston College	H-EAST	37	11	5	16	1	8	-	-	-	-	-	-



LIAM COUGHLIN

CENTER

SHOOTS: LEFT
 HEIGHT: 6'2"
 WEIGHT: 200
 BIRTHDATE: SEPT. 19, 1994
 BIRTHPLACE: SOUTH BOSTON, MASS.
 ACQUIRED: FROM EDM FOR A. NILSSON ON 7/6/15

STATISTICS

SEASON	TEAM	LEAGUE	REGULAR SEASON						PLAYOFFS					
			GP	G	A	PTS	+/-	PIM	GP	G	A	PTS	+/-	PIM
2013-14	Vernon	BCHL	53	18	27	45	-	70	19	7	6	13	-	14
2014-15	Vernon	BCHL	54	20	40	60	-	31	11	3	7	10	-	2



CARL DAHLSTROM

DEFENSE

SHOOTS: LEFT
 HEIGHT: 6'4"
 WEIGHT: 223
 BIRTHDATE: JAN. 28, 1995
 BIRTHPLACE: STOCKHOLM, SWEDEN
 ACQUIRED: 2013 NHL DRAFT (ROUND 2, 51ST OVERALL)

STATISTICS

SEASON	TEAM	LEAGUE	REGULAR SEASON						PLAYOFFS					
			GP	G	A	PTS	+/-	PIM	GP	G	A	PTS	+/-	PIM
2010-11	Djurgarden U16	U16 SWE	6	2	1	3	1	25	-	-	-	-	-	-
	Djurgarden J18	J18 SWE-2	1	0	0	0	-	0	-	-	-	-	-	-
	Djurgarden J18	J18 Elit	20	1	7	8	22	2	-	-	-	-	-	-
2011-12	Djurgarden J18	J18 SWE-2	17	1	6	7	9	2	4	0	3	3	5	0
	Djurgarden J18	J18 Elit	2	2	0	2	1	0	-	-	-	-	-	-
	Linkoping J18	J18 SWE-2	1	0	2	2	4	2	2	0	0	0	-1	2
2012-13	Linkoping J18	J18 Elit	37	5	8	13	18	12	5	1	1	2	-1	4
	Linkoping J18	J18 SWE-2	12	0	1	1	0	0	14	1	2	3	-6	2
	Linkoping J20	SuperElit	23	2	12	14	12	6	-	-	-	-	-	-
2013-14	Rockford	AHL	2	0	1	1	-1	2	-	-	-	-	-	-
	Linkoping	SWE	55	3	3	6	-2	12	11	0	1	1	-4	4
	Linkoping J20	SuperElit	1	0	0	0	-1	0	-	-	-	-	-	-



JOHN DAHLSTROM

RIGHT WING

SHOOTS: LEFT
 HEIGHT: 6'0"
 WEIGHT: 189
 BIRTHDATE: JAN. 22, 1997
 BIRTHPLACE: KUNGSBACKA, SWEDEN
 ACQUIRED: 2015 NHL DRAFT (ROUND 7, 211TH OVERALL)

STATISTICS

SEASON	TEAM	LEAGUE	REGULAR SEASON						PLAYOFFS					
			GP	G	A	PTS	+/-	PIM	GP	G	A	PTS	+/-	PIM
2012-13	Frolunda J18	J18 Elit	21	11	19	30	24	8	-	-	-	-	-	-
	Frolunda J18	J18 SWE-2	18	5	5	10	7	0	5	0	3	3	-1	2
2014-15	Frolunda	SWE	2	0	0	0	0	0	-	-	-	-	-	-
	Frolunda J20	SuperElit	28	20	15	35	11	2	8	5	0	5	-6	0
	Frolunda J18	J18 Elit	5	3	2	5	5	0	-	-	-	-	-	-
	Frolunda J18	J18 SWE-2	9	11	3	14	12	6	2	0	1	1	0	0
	Sweden	WJC U18	5	0	1	1	1	0	-	-	-	-	-	-



GUSTAV FORSLING

DEFENSE

SHOOTS: LEFT

HEIGHT: 5'11"

WEIGHT: 183

BIRTHDATE: JUNE 12, 1996

BIRTHPLACE: LINKÖPING, SWEDEN

ACQUIRED: FROM VAN FOR A. CLENDENING ON JAN. 29, 2015

STATISTICS

SEASON	TEAM	LEAGUE	GP	REGULAR SEASON					PIM	GP	PLAYOFFS				
				G	A	PTS	+/-				G	A	PTS	+/-	PIM
2012-13	Linköping J20	SuperElit	14	0	1	1	3	8		1	0	0	0	1	0
	Linköping J18	J18 Elit	14	2	6	8	8	10		-	-	-	-	-	-
	Linköping J18	J18 SWE-2	17	5	2	7	7	14		10	2	0	0	-2	0
2013-14	Linköping J20	SuperElit	44	6	12	18	-3	36		2	1	3	4	-2	2
	Linköping J18	J18 Elit	2	1	2	3	2	0		-	-	-	-	-	-
	Linköping J18	J18 SWE-2	3	2	1	3	-2	2		5	1	0	1	-2	0
2014-15	Sweden	WJC U18	7	4	1	5	2	2		-	-	-	-	-	-
	Linköping	SWE	38	3	3	6	2	8		-	-	-	-	-	-
	Sweden	WJC	7	3	5	8	0	0		-	-	-	-	-	-



DENNIS GILBERT

DEFENSE

SHOOTS: LEFT

HEIGHT: 6'2"

WEIGHT: 199

BIRTHDATE: OCT. 30, 1996

BIRTHPLACE: BUFFALO, N.Y.

ACQUIRED: 2015 NHL DRAFT (ROUND 3, 91ST OVERALL)

STATISTICS

SEASON	TEAM	LEAGUE	GP	REGULAR SEASON					PIM	GP	PLAYOFFS				
				G	A	PTS	+/-				G	A	PTS	+/-	PIM
2013-14	Buffalo	OJHL	35	4	13	17	-	36		10	-	3	3	-	8
2014-15	Chicago	USHL	59	4	23	27	2	89		-	-	-	-	-	-



JOHN HAYDEN

CENTER

SHOOTS: RIGHT

HEIGHT: 6'3"

WEIGHT: 217


BIRTHDATE: FEB. 14, 1995

BIRTHPLACE: CHICAGO, ILL.

ACQUIRED: 2013 NHL DRAFT (ROUND 3, 74TH OVERALL)

STATISTICS

SEASON	TEAM	LEAGUE	GP	REGULAR SEASON					PIM	GP	PLAYOFFS				
				G	A	PTS	+/-				G	A	PTS	+/-	PIM
2011-12	USNTDP	U17	55	11	15	26	-	65		2	0	2	2	-2	2
2012-13	USNTDP	U18	53	17	17	34	-	80		-	-	-	-	-	-
	USA	WJC U18	7	1	1	2	3	6		-	-	-	-	-	-
2013-14	Yale	ECAC	33	6	10	16	-3	18		-	-	-	-	-	-
2014-15	Yale	ECAC	29	7	11	18	2	10		-	-	-	-	-	-
	USA	WJC	5	1	0	1	0	2		-	-	-	-	-	-



MATHESON IACOPELLI

RIGHT WING

SHOOTS: LEFT

HEIGHT: 6'2"

WEIGHT: 192

BIRTHDATE: MAY 15, 1994

BIRTHPLACE: WOODHAVEN, MICH.

ACQUIRED: 2014 NHL DRAFT (ROUND 3, 83RD OVERALL)

STATISTICS

STATISTICS			REGULAR SEASON							PLAYOFFS				
SEASON	TEAM	LEAGUE	GP	G	A	PTS	+/-	PIM	GP	G	A	PTS	+/-	PIM
2011-12	Little Caesars U18	HPHL U18	17	5	5	10	-	6	-	-	-	-	-	-
	Texas	NAHL	1	0	0	0	-1	0	-	-	-	-	-	-
2012-13	Belle Tire U18	TIEHL U18	39	26	20	46	-	65	5	0	2	2	-	6
	Springfield	NAHL	4	3	1	4	2	0	-	-	-	-	-	-
2013-14	Muskegon	USHL	58	41	23	64	12	47	-	-	-	-	-	-
2014-15	Muskegon	USHL	56	23	14	37	-16	38	11	5	2	7	0	10



LUKE JOHNSON

CENTER

SHOOTS: RIGHT

HEIGHT: 5'11"

WEIGHT: 179

BIRTHDATE: SEPT. 19, 1994

BIRTHPLACE: GRAND FORKS, N.D.

ACQUIRED: 2013 NHL DRAFT (ROUND 5, 134TH OVERALL)

STATISTICS

STATISTICS			REGULAR SEASON							PLAYOFFS						
SEASON	TEAM	LEAGUE	GP	G	A	PTS	+/-	PIM	GP	G	A	PTS	+/-	PIM		
2011-12	Lincoln	USHL	55	20	35	55	22	52	8	1	1	2	-2	2		
2012-13	Lincoln	USHL	57	19	27	46	17	32	5	0	0	0	-2	0		
2013-14	North Dakota	NCHC	42	8	13	21	9	26	-	-	-	-	-	-		
2014-15	North Dakota	NCHC	42	11	13	24	9	54	-	-	-	-	-	-		



GRAHAM KNOTT

LEFT WING

SHOOTS: LEFT

HEIGHT: 6'3"

WEIGHT: 188

BIRTHDATE: JAN. 13, 1997

BIRTHPLACE: ETOBICOKE, ONTARIO

ACQUIRED: 2015 NHL DRAFT (ROUND 2, 54TH OVERALL)

STATISTICS

STATISTICS			REGULAR SEASON							PLAYOFFS					
SEASON	TEAM	LEAGUE	GP	G	A	PTS	+/-	PIM	GP	G	A	PTS	+/-	PIM	
2013-14	Niagara	OHL	64	8	14	22	-18	18	7	0	1	1	-2	0	
2014-15	Niagara	OHL	59	25	18	43	1	33	11	2	2	4	4	2	
	Canada	WJC U18	5	1	3	4	0	4	-	-	-	-	-	-	

2015 CUP

LEADERSHIP

PLAYERS

2014-15

OPPONENTS

TRADITION

RECORDS

PLAYOFFS

HISTORY

MINORS

NHL

MEDIA

2015 CUP	LEADERSHIP	PLAYERS	2014-15	OPPONENTS	TRADITION	RECORDS	PLAYOFFS	HISTORY	MINORS	NHL	MEDIA
----------	------------	---------	---------	-----------	-----------	---------	----------	---------	--------	-----	-------




ANTHONY LOUIS

CENTER

SHOOTS: LEFT
 HEIGHT: 5'7"
 WEIGHT: 145
 BIRTHDATE: FEB. 10, 1995
 BIRTHPLACE: WHEATON, ILL.
 ACQUIRED: 2013 NHL DRAFT (ROUND 6, 181ST OVERALL)

STATISTICS

SEASON	TEAM	LEAGUE	GP	G	A	PTS	+/-	PIM	GP	G	A	PTS	+/-	PIM
2011-12	USNTDP	UI7	49	27	14	41	-	16	-	-	-	-	-	-
	USNTDP	UI8	7	0	1	1	-	2	-	-	-	-	-	-
	USA	WJC UI8	6	0	1	1	3	2	-	-	-	-	-	-
2012-13	USNTDP	UI8	62	22	29	51	-	20	-	-	-	-	-	-
	USA	UI8	7	1	3	4	-1	2	-	-	-	-	-	-
2013-14	Miami (Ohio)	NCHC	36	12	13	25	-4	10	-	-	-	-	-	-
2014-15	Miami (Ohio)	NCHC	37	9	27	36	15	8	-	-	-	-	-	-
	USA	WJC	5	0	0	0	0	2	-	-	-	-	-	-



JAKE MASSIE

DEFENSE

SHOOTS: LEFT
 HEIGHT: 6'1"
 WEIGHT: 178
 BIRTHDATE: JAN. 21, 1997
 BIRTHPLACE: MONTREAL, QUEBEC
 ACQUIRED: FROM CAR WITH D. ROBERTSON AND A 2017 PICK FOR K. VERSTEEG AND J. NORDSTROM AND A 2017 PICK ON 09/11/15

STATISTICS

SEASON	TEAM	LEAGUE	GP	REGULAR SEASON					PIM	PLAYOFFS				
				G	A	PTS	+/-			GP	G	A	PTS	+/-
2014-15	Boston	Midget	14	6	5	11	-	20	-	-	-	-	-	-
	Kimball Union	HS-MA	34	5	15	20	-	-	-	-	-	-	-	-




TYLER MOTTE

CENTER

SHOOTS: LEFT
 HEIGHT: 5'9"
 WEIGHT: 190
 BIRTHDATE: MARCH 10, 1995
 BIRTHPLACE: PORT HURON, MICH.
 ACQUIRED: 2013 NHL DRAFT (ROUND 4, 121ST OVERALL)

STATISTICS

SEASON	TEAM	LEAGUE	GP	G	A	PTS	+/-	PIM	GP	G	A	PTS	+/-	PIM
2011-12	USNTDP	UI7	53	25	16	41	-5	62	2	2	0	2	-4	0
	USNTDP	UI8	2	1	0	1	-	0	-	-	-	-	-	-
2012-13	USNTDP	UI8	67	26	19	45	14	50	-	-	-	-	-	-
	USA	WJC UI8	7	5	2	7	5	4	-	-	-	-	-	-
2013-14	Michigan	BIG10	34	9	9	18	9	22	-	-	-	-	-	-
2014-15	Michigan	BIG10	35	9	22	31	1	14	-	-	-	-	-	-
	USA	WJC	5	0	1	1	1	2	-	-	-	-	-	-



IVAN NALIMOV

GOALTENDER

CATCHES: LEFT

HEIGHT: 6'4"

WEIGHT: 210

BIRTHDATE: MARCH 12, 1994

BIRTHPLACE: NOVOKUZNETSK, RUSSIA

ACQUIRED: 2014 NHL DRAFT (ROUND 6, 179TH OVERALL)

STATISTICS

SEASON	TEAM	LEAGUE	REGULAR SEASON						PLAYOFFS					
			GP	MINS	GA	GAA	W-L-T/SOP	SO	GP	MINS	GA	GAA	W-L	SO
2011-12	SKA-1946	MHL	20	966	36	2.24	7-6-3	1	-	-	-	-	-	-
	Russia	WJC U18	1	60	1	1.00	1-0-0	0	-	-	-	-	-	-
2012-13	SKA-1946	MHL	47	2,772	98	2.12	23-11-10	4	7	388	21	3.25	3-4	0
2013-14	SKA Kareliya	VHL	1	60	1	1.00	1-0-0	0	-	-	-	-	-	-
	SKA St. Petersburg	MHL	12	634	30	2.84	5-7-0	0	1	12	2	10.06	0-0	0
2014-15	Russia	WJC	2	90	4	2.65	0-1-0	0	-	-	-	-	-	-
	Vladivostok	KHL	30	1,434	68	2.76	10-10-5	3	-	-	-	-	-	-



ROBIN NORELL

DEFENSE

SHOOTS: LEFT

HEIGHT: 5'11"

WEIGHT: 189

BIRTHDATE: FEB. 18, 1995

BIRTHPLACE: STOCKHOLM, SWEDEN

ACQUIRED: 2013 NHL DRAFT (ROUND 4, 111TH OVERALL)

STATISTICS

SEASON	TEAM	LEAGUE	REGULAR SEASON						PLAYOFFS					
			GP	G	A	PTS	+/-	PIM	GP	G	A	PTS	+/-	PIM
2011-12	Djurgardens J18	J18 SWE	21	2	6	8	14	6	1	0	0	0	0	0
	Djurgardens J18	J18 Elit	16	0	3	3	3	18	4	0	0	0	0	2
2012-13	Djurgardens J18	J18 SWE	19	9	4	13	16	0	-	-	-	-	-	-
	Djurgardens J18	J18 Elit	11	1	3	4	5	16	9	2	1	3	9	6
	Djurgardens J20	SuperElit	33	1	4	5	-5	4	2	0	0	0	0	2
	Sweden	WJC U18	5	0	0	0	2	2	-	-	-	-	-	-
2013-14	Djurgardens	SWE-2	22	0	5	5	10	10	10	0	1	1	-4	0
	Djurgardens J20	SuperElit	1	0	0	0	-2	0	-	-	-	-	-	-
	Sweden	WJC	7	1	0	1	3	2	-	-	-	-	-	-
2014-15	Rockford	AHL	-	-	-	-	-	-	3	0	0	0	0	2
	Djurgardens	SWE	48	3	6	9	-11	12	2	0	0	0	-	0
	Djurgardens J20	SuperElit	1	0	0	0	0	0	-	-	-	-	-	-
	Sweden	WJC	7	0	1	1	0	4	-	-	-	-	-	-

2015 CUP	LEADERSHIP	PLAYERS	2014-15	OPPONENTS	TRADITION	RECORDS	PLAYOFFS	HISTORY	MINORS	NHL	MEDIA
----------	------------	---------	---------	-----------	-----------	---------	----------	---------	--------	-----	-------



FREDRIK OLOFSSON

LEFT WING

SHOOTS: LEFT
 HEIGHT: 6'2"
 WEIGHT: 192
 BIRTHDATE: MAY 27, 1996
 BIRTHPLACE: HELSINGBORG, SWEDEN
 ACQUIRED: 2014 NHL DRAFT (ROUND 4, 98TH OVERALL)

STATISTICS

SEASON	TEAM	LEAGUE	REGULAR SEASON						PLAYOFFS					
			GP	G	A	PTS	+/-	PIM	GP	G	A	PTS	+/-	PIM
2012-13	Green Bay	USHL	8	0	0	0	-3	0	-	-	-	-	-	-
2013-14	Green Bay	USHL	28	2	4	6	-6	21	-	-	-	-	-	-
2014-15	Chicago	USHL	24	4	11	15	-2	24	-	-	-	-	-	-
	Chicago	USHL	57	27	33	60	9	14	-	-	-	-	-	-



ROBIN PRESS

DEFENSE

SHOOTS: RIGHT
 HEIGHT: 6'3"
 WEIGHT: 205
 BIRTHDATE: DEC. 21, 1994
 BIRTHPLACE: UPPSALA, SWEDEN
 ACQUIRED: 2013 NHL DRAFT (ROUND 7, 211TH OVERALL)

STATISTICS

SEASON	TEAM	LEAGUE	REGULAR SEASON						PLAYOFFS					
			GP	G	A	PTS	+/-	PIM	GP	G	A	PTS	+/-	PIM
2011-12	Almtuna J18	J18 SWE-2	16	4	10	14	2	34	-	-	-	-	-	-
	Almtuna J18	J18 Elit	12	4	6	10	-13	18	-	-	-	-	-	-
	Almtuna J20	J20 Elit	24	15	20	35	12	26	-	-	-	-	-	-
	Almtuna	SWE-2	9	0	1	1	-2	4	-	-	-	-	-	-
2012-13	Sodertalje	SWE-2	41	2	2	4	-2	10	8	0	1	1	-3	4
	Sodertalje J20	SuperElit	26	7	9	16	2	16	3	0	2	2	1	0
2013-14	Sodertalje	SWE-2	51	4	11	15	-3	20	-	-	-	-	-	-
	Sodertalje J20	SuperElit	10	6	7	13	5	6	4	0	3	3	-4	4
2014-15	Rockford	AHL	2	0	0	0	0	0	4	0	0	0	-3	0
	Sodertalje	SWE-2	51	13	17	30	-8	12	10	4	3	7	2	2
	Sodertalje J20	SuperElit	1	0	1	1	2	0	-	-	-	-	-	-



ROY RADKE

RIGHT WING

SHOOTS: RIGHT
 HEIGHT: 6'3"
 WEIGHT: 200
 BIRTHDATE: DEC. 10, 1996
 BIRTHPLACE: CHICAGO, ILL.
 ACQUIRED: 2015 NHL DRAFT (ROUND 6, 164TH OVERALL)

STATISTICS

SEASON	TEAM	LEAGUE	REGULAR SEASON						PLAYOFFS					
			GP	G	A	PTS	+/-	PIM	GP	G	A	PTS	+/-	PIM
2013-14	Shattuck St. Mary's	USHS	49	19	21	40	-	46	-	-	-	-	-	-
2014-15	Barrie	OHL	64	9	9	18	-5	29	9	4	0	4	4	2



JACK RAMSEY

RIGHT WING

SHOOTS: RIGHT

HEIGHT: 6'3"

WEIGHT: 185

BIRTHDATE: NOV. 2, 1995

BIRTHPLACE: FARMINGTON, MICH.

ACQUIRED: 2014 NHL DRAFT (ROUND 7, 208TH OVERALL)

STATISTICS

SEASON	TEAM	LEAGUE	GP	REGULAR SEASON					PIM	GP	PLAYOFFS				
				G	A	PTS	+/-				G	A	PTS	+/-	PIM
2011-12	Minnetonka HS	HIGH-MN	25	8	14	22	24	6		3	0	0	0	-	0
	Team Southeast	UMHSEHL	4	0	1	1	-	0		-	-	-	-	-	-
	Team Northeast	UMHSEHL	1	0	1	1	-	0		1	0	0	0	-	0
	Metro Northwest	MEPDL	13	5	5	10	10	0		-	-	-	-	-	-
2012-13	Minnetonka HS	HIGH-MN	22	8	18	26	-	2		2	1	0	1	-	4
	Team Northwest	USHS	19	12	6	18	-	6		-	-	-	-	-	-
2013-14	Penticton	BCHL	57	9	16	25	-	27		11	1	7	8	-	0
2014-15	Penticton	BCHL	54	17	21	38	-	24		22	3	6	9	-	4



NICK SCHMALTZ

CENTER

SHOOTS: RIGHT

HEIGHT: 6'0"

WEIGHT: 171

BIRTHDATE: FEB. 23, 1996

BIRTHPLACE: MADISON, WIS.

ACQUIRED: 2014 NHL DRAFT (ROUND 1, 20TH OVERALL)

STATISTICS

SEASON	TEAM	LEAGUE	GP	REGULAR SEASON					PIM	GP	PLAYOFFS				
				G	A	PTS	+/-				G	A	PTS	+/-	PIM
2011-12	Chicago	TIEHL U16	12	9	11	20	-	4		-	-	-	-	-	-
	Green Bay	USHL	11	1	3	4	7	2		-	-	-	-	-	-
2012-13	Green Bay	USHL	64	18	34	52	2	15		4	1	1	2	-2	0
2013-14	Green Bay	USHL	55	18	45	63	-3	16		4	1	2	3	-1	17
	USNTDP U18	U18	2	0	0	0	-7	0		-	-	-	-	-	-
2014-15	North Dakota	NCHC	38	5	21	26	3	12		-	-	-	-	-	-
	USA	WJC	5	0	1	1	2	0		-	-	-	-	-	-



RYAN SHEA

DEFENSE

SHOOTS: LEFT

HEIGHT: 6'1"

WEIGHT: 177

BIRTHDATE: FEB. 11, 1997

BIRTHPLACE: MILTON, MASS.

ACQUIRED: 2015 NHL DRAFT (ROUND 4, 121ST OVERALL)

STATISTICS

SEASON	TEAM	LEAGUE	GP	REGULAR SEASON					PIM	GP	PLAYOFFS				
				G	A	PTS	+/-				G	A	PTS	+/-	PIM
2013-14	Boston College	USHS	19	5	16	21	-	-		-	-	-	-	-	-
	Cape Cod	Midjet	12	1	7	8	-	4		-	-	-	-	-	-
2014-15	Youngstown	USHL	2	0	0	0	-2	0		-	-	-	-	-	-
	Boston College	USHS	22	6	29	35	-	-		-	-	-	-	-	-
	Cape Cod	Midjet	14	3	6	9	-	0		-	-	-	-	-	-

2015 CUP	LEADERSHIP	PLAYERS	2014-15	OPPONENTS	TRADITION	RECORDS	PLAYOFFS	HISTORY	MINORS	NHL	MEDIA
----------	------------	---------	---------	-----------	-----------	---------	----------	---------	--------	-----	-------



DYLAN SIKURA

CENTER

SHOOTS: LEFT
 HEIGHT: 5'11"
 WEIGHT: 143
 BIRTHDATE: JUNE 1, 1995
 BIRTHPLACE: AURORA, ONTARIO
 ACQUIRED: 2014 NHL DRAFT (ROUND 6, 178TH OVERALL)

STATISTICS

SEASON	TEAM	LEAGUE	GP	REGULAR SEASON					PIM	GP	PLAYOFFS				
				G	A	PTS	+/-				G	A	PTS	+/-	PIM
2011-12	Aurora	OJHL	44	6	12	18	-	2		9	2	0	2	-	0
2012-13	Aurora	OJHL	46	8	20	28	-	28		6	0	1	1	-	0
2013-14	Aurora	OJHL	41	17	47	64	-	16		21	10	11	21	-	28
2014-15	Northeastern	H-EAST	25	5	2	7	-2	0		-	-	-	-	-	-



LUC SNUGGERUD

DEFENSE

SHOOTS: LEFT
 HEIGHT: 6'0"
 WEIGHT: 179
 BIRTHDATE: SEPT. 18, 1995
 BIRTHPLACE: EDINA, MINN.
 ACQUIRED: 2014 NHL DRAFT (ROUND 5, 141ST OVERALL)

STATISTICS

SEASON	TEAM	LEAGUE	GP	REGULAR SEASON					PIM	GP	PLAYOFFS				
				G	A	PTS	+/-				G	A	PTS	+/-	PIM
2013-14	Eden Prairie HS	USHS-MINN	25	8	30	38	1	19		6	1	9	10	-3	2
	Team Southeast	USHS	19	5	16	21	-	8		3	0	2	2	-	2
	Muskegon	USHL	3	1	2	3	3	0		-	-	-	-	-	-
	Omaha	USHL	4	0	2	2	2	6		4	0	1	1	-2	4
2014-15	Nebraska-Omaha	NCHC	39	2	14	16	-3	18		-	-	-	-	-	-




ANDREAS SODERBERG

DEFENSE

SHOOTS: LEFT
 HEIGHT: 6'4"
 WEIGHT: 205
 BIRTHDATE: JUNE 16, 1996
 BIRTHPLACE: SKELLEFTEA, SWEDEN
 ACQUIRED: 2014 NHL DRAFT (ROUND 5, 148TH OVERALL)

STATISTICS

SEASON	TEAM	LEAGUE	GP	REGULAR SEASON					PIM	GP	PLAYOFFS				
				G	A	PTS	+/-				G	A	PTS	+/-	PIM
2011-12	Skelleftea U16	U16 SM	3	1	2	3	0	8		-	-	-	-	-	-
	Skelleftea J18	J18 Elit	4	0	2	2	6	0		-	-	-	-	-	-
	Skelleftea J18	J18 SWE-2	6	0	0	0	-1	0		-	-	-	-	-	-
2012-13	Skelleftea J18	J18 Elit	21	4	11	15	8	8		-	-	-	-	-	-
	Skelleftea J18	J18 SWE-2	18	3	7	10	4	16		9	0	3	3	6	2
2013-14	Skelleftea J18	J18 Elit	8	1	1	2	7	14		-	-	-	-	-	-
	Skelleftea J18	J18 SWE-2	4	0	1	1	2	6		3	1	0	1	1	0
	Skelleftea J20	SuperElit	36	1	5	6	3	14		2	1	0	1	-2	0
2014-15	Skelleftea J20	SWE-2	44	1	6	7	9	34		5	0	0	0	-1	6




BEAU STARRETT

CENTER

SHOOTS: LEFT
 HEIGHT: 6'5"
 WEIGHT: 200
 BIRTHDATE: NOV. 1, 1995
 BIRTHPLACE: FRAMINGHAM, MASS.
 ACQUIRED: 2014 NHL DRAFT (ROUND 3, 88TH OVERALL)

STATISTICS

SEASON	TEAM	LEAGUE	REGULAR SEASON						PLAYOFFS					
			GP	G	A	PTS	+/-	PIM	GP	G	A	PTS	+/-	PIM
2013-14	South Shore	USPHL	48	11	36	47	-	94	5	1	0	1	-	2
2014-15	South Shore	USPHL	7	2	3	5	-	6	-	-	-	-	-	-



MATT TOMKINS

GOALTENDER

CATCHES: LEFT
 HEIGHT: 6'3"
 WEIGHT: 194
 BIRTHDATE: JUNE 19, 1994
 BIRTHPLACE: EDMONTON, ALBERTA
 ACQUIRED: 2012 NHL DRAFT (ROUND 7, 199TH OVERALL)

STATISTICS

SEASON	TEAM	LEAGUE	GP	MINS	GA	GAA	W-L-T	SO		GP	MINS	GA	GAA	W-L	SO
2010-11	Sherwood Park	AMHL	16	1,002	-	3.83	-	0		6	333	23	4.14	3-3	0
2011-12	Sherwood Park	AJHL	33	1,898	108	3.41	18-11-2	0		10	595	35	3.53	4-6	1
2012-13	Sherwood Park	AJHL	44	2,533	108	2.56	22-14-6	4		10	607	33	3.26	5-5	0
2013-14	Ohio State	BIG10	17	929	43	2.78	6-7-2	0		-	-	-	-	-	-
2014-15	Ohio State	BIG10	14	768	42	3.28	5-7-1	2		-	-	-	-	-	-



JONI TUULOLA

DEFENSE

SHOOTS: LEFT
 HEIGHT: 6'3"
 WEIGHT: 180
 BIRTHDATE: JAN. 1, 1996
 BIRTHPLACE: HÄMEENLINNA, FINLAND
 ACQUIRED: 2015 NHL DRAFT (ROUND 6, 181ST OVERALL)

STATISTICS

SEASON	TEAM	LEAGUE	GP	REGULAR SEASON					PLAYOFFS					
				G	A	PTS	+/-	PIM	GP	G	A	PTS	+/-	PIM
2012-13	HPK U20	Jr. FIN	6	1	0	1	-3	4	-	-	-	-	-	-
	HPK U18	Jr. FIN-2	41	10	21	31	-	26	7	0	1	1	0	25
2013-14	HPK	FIN	2	1	0	1	2	0	2	0	0	0	-1	0
	HPK U20	Jr. FIN	47	8	16	24	15	34	3	0	0	0	-2	0
	HPK U18	Jr. FIN-2	10	3	9	12	-	2	1	0	0	0	-	2
	Finland	WJC U18	5	0	0	0	0	4	-	-	-	-	-	-
2014-15	HPK	FIN	32	5	5	10	-5	8	-	-	-	-	-	-
	HPK U20	Jr. FIN	6	0	4	4	4	2	-	-	-	-	-	-

2015 CUP

LEADERSHIP

PLAYERS

2014-15

OPPONENTS

TRADITION

RECORDS

PLAYOFFS

HISTORY

MINORS

NHL

MEDIA



GRAHAM KNOTT

Drafted by the Blackhawks in the second round (54th overall) of the 2015 NHL Draft ... Born on Jan. 13, 1997, in Etobicoke, Ontario ... 6-foot-3, 188-pound forward, shoots left ... Recorded 43 points (25G, 18A) in 59 regular-season games with the Ontario Hockey League's Niagara IceDogs in 2014-15 ... Tied for third on the team with eight power-play goals ... Tallied five goals and an assist over the final two games of the regular season, including a hat trick on March 3 at Sudbury ... Added four points (2G, 2A) in 11 postseason games ... Registered four assists to help Canada win a gold medal at the 2014 Ivan Hlinka Memorial Tournament ... Recorded four points (1G, 3A) and earned a bronze medal at the 2014 IIHF U18 World Championship.

DENNIS GILBERT

Drafted by the Blackhawks in the third round (91st overall) of the 2015 NHL Draft ... Born on Oct. 30, 1996, in Buffalo, N.Y. ... 6-foot-2, 199-pound defenseman, shoots left ... Registered 27 points (4G, 23A) in 59 regular-season games with the United States Hockey League's Chicago Steel in 2014-15 ... Paced team defensemen in points and assists and ranked 13th among USHL blueliners in points ... Skated in the 2015 USHL/NHL Top Prospects Game and was named to the 2014-15 USHL All-Rookie Team ... Committed to attend the University of Notre Dame in 2015-16.

RYAN SHEA

Drafted by the Blackhawks in the fourth round (121st overall) of the 2015 NHL Draft ... Born on Feb. 11, 1997, in Milton, Mass. ... 6-1, 177-pound defenseman, shoots left ... Recorded 35 points (6G, 29A) in 22 games as captain at Boston College High School in 2014-15 ... Added nine points (3G, 6A) in 14 games with the Cape Cod Whalers U18 team ... Appeared in two games with the Youngstown Phantoms of the USHL ... Committed to attend Northeastern University in 2016-17.



DENNIS GILBERT
ROUND 3, 91ST OVERALL

RADOVAN BONDRA

Drafted by the Blackhawks in the fifth round (151st overall) of the 2015 NHL Draft ... Born on Jan. 27, 1997, in Trebisov, Slovakia ... 6-foot-5, 218-pound forward, shoots left ... Registered 12 points (6G, 6A) in 17 games with Slovakia's U18 team... Appeared in four games with Slovakia's U20 club ... Tallied four points (2G, 2A) in 15 regular-season games with HC Kosice ... Added three points (1G, 2A) in 15 postseason games with HC Kosice ... Skated in seven games and won a bronze medal for Slovakia at the 2015 U20 World Junior Championship ... Posted four points (1G, 3A) in five contest for Slovakia at the 2015 U18 WJC ... Netted one goal in four games for Slovakia at the 2014 Ivan Hlinka Memorial Tournament ... Recorded three points (2G, 1A) for Slovakia at the 2014 Four Nations Tournament ... Notched two goals in three games for Slovakia in the 2015 Vlado Dzurilla Tournament.

ROY RADKE

Drafted by the Blackhawks in the sixth round (164th overall) of the 2015 NHL Draft ... Born on Dec. 10, 1996, in Geneva, Ill. ... 6-foot-3, 200-pound forward, shoots right ... Collected 18 points (9G, 9A) in 64 regular-season games with the Ontario Hockey League's Barrie Colts in 2014-15 ... Added four goals in nine postseason contests.

JONI TUULOLA

Drafted by the Blackhawks in the sixth round (181st overall) of the 2015 NHL Draft ... Born on Jan. 1, 1996, in Hämeenlinna, Finland ... 6-foot-3, 180-pound defenseman, shoots left ... Tallied 10 points (5G, 5A) in 32 regular-season games with Hämeenlinnan Pallokerho (HPK) of the SM-liiga in 2014-15 ... Also posted four assists for HPK U20 in Jr. A SM-liiga ... Collected two helpers in three games for Finland at the 2014 U20 Four Nations Tournament ... Totaled 29 points (9G, 20A) in 59 regular-season games over three seasons with HPK U20.

JOHN DAHLSTROM

Drafted by the Blackhawks in the seventh round (211th overall) of the 2015 NHL Draft ... Born on Jan. 22, 1997, in Kungsbacka, Sweden ... 6-foot-0, 189-pound forward, shoots left ... Notched 54 points (34G, 20A) in 44 regular-season games split between Frölunda U18, Frölunda Jr. and Frölunda of the Swedish Hockey League in 2014-15 ... Netted one goal in four games for Sweden at the 2015 U18 Five Nations Tournament ... Tallied two assists in five games with Sweden at the 2014 Ivan Hlinka Memorial Tournament.

2015 CUP

LEADERSHIP

PLAYERS

2014-15

OPPONENTS

TRADITION

RECORDS

PLAYOFFS

HISTORY

MINORS

NHL

MEDIA

ALL-TIME DRAFT SELECTIONS

2015 CUP

LEADERSHIP

PLAYERS

2014-15

OPPONENTS

TRADITION

RECORDS

PLAYOFFS

HISTORY

MINORS

NHL

MEDIA



NICK SCHMALTZ
2014

2015 SUNRISE, FLA.

NAME	RD	PK	POS
Graham Knott	2	54	LW
Dennis Gilbert	3	91	D
Ryan Shea	4	121	D
Radovan Bondra	5	151	RW
Roy Radke	6	164	RW
Joni Tuulola	7	181	D
John Dahlstrom	7	211	RW

2014 PHILADELPHIA

NAME	RD	PK	POS	AMATEUR TEAM
Nick Schmaltz	1	20	C	Green Bay
Matheson Iacopelli	3	83	RW	Muskegon
Beau Starrett	3	88	C/LW	South Shore
Fredrik Olofsson	4	98	LW	Chicago/Green Bay
Luc Snuggerud	5	141	D	Eden Prairie HS
Andreas Soderberg	5	148	D	Skelleftea-Jr.
Dylan Sikura	6	178	C	Aurora
Ivan Nalimov	6	179	G	SKA St. Petersburg-2
Jack Ramsey	7	208	RW	Penticton

2013 NEWARK, N.J.

NAME	RD	PK	POS	AMATEUR TEAM
Ryan Hartman	1	30	RW	Plymouth
Carl Dahlstrom	2	51	D	Linköping-Jr.
John Hayden	3	74	C	U.S. National U18
Robin Norell	4	111	D	Djurgården-Jr.
Tyler Motte	5	121	C	U.S. National U18
Luke Johnson	5	134	C	Lincoln
Anthony Louis	6	181	C	U.S. National U18
Robin Press	7	211	D	Södertälje



RYAN HARTMAN
2013

2012 PITTSBURGH

NAME	RD	PK	POS	AMATEUR TEAM
Teuvo Teravainen	1	18	LW	Jokerit
Dillon Fournier	2	48	D	Rouyn-Noranda
Chris Calnan	3	79	RW	Nobles HS
Garret Ross	5	139	LW	Saginaw
Travis Brown	5	149	D	Moose Jaw
Vincent Hinostroza	6	169	C	Waterloo
Brandon Whitney	7	191	G	Victoriaville
Matt Tomkins	7	199	G	Sherwood Park

2011 MINNEAPOLIS

NAME	RD	PK	POS	AMATEUR TEAM
Mark McNeill	1	18	C	Prince Albert
Phillip Danault	1	26	C	Victoriaville
Adam Clendening	2	36	D	Boston University
Brandon Saad	2	43	LW	Saginaw
Michael Paliotta	3	70	D	U.S. National U18
Klas Dahlbeck	3	79	D	Linköping
Maxim Shalunov	4	109	RW	Chelyabinsk 2
Andrew Shaw	5	139	C	Owen Sound
Sam Jardine	6	169	D	Camrose
Alexander Broadhurst	7	199	C	Green Bay
Johan Mattsson	7	211	G	Södertälje-Jr.

2010 LOS ANGELES

NAME	RD	PK	POS	AMATEUR TEAM
Kevin Hayes	1	24	RW	Nobles HS
Ludvig Rensfeldt	2	35	LW	Brynäs-Jr.
Justin Holl	2	54	D	Minnetonka
Kent Simpson	2	58	G	Everett
Stephen Johns	2	60	D	U.S. National U18
Joakim Nordstrom	3	90	C	AIK-Jr.
Rob Flick	4	120	C	Mississauga
Mirko Hoefflin	6	151	C	Mannheim-Jr.
Nick Mattson	6	180	D	Indiana
Mac Carruth	7	191	G	Portland

ALL-TIME DRAFT SELECTIONS

2009 MONTREAL

NAME	RD	PK	POS	AMATEUR TEAM
Dylan Olsen	1	28	D	Camrose
Brandon Pirri	2	59	C	Georgetown
Daniel DeLisle	3	89	C	Totino Grace HS
Byron Froese	4	119	C	Everett
Marcus Kruger	5	149	C	Djurgarden-Jr.
David Pacan	6	177	C	Cumberland
Paul Phillips	7	195	D	Cedar Rapids
David Gilbert	7	209	C	Quebec

2008 OTTAWA

NAME	RD	PK	POS	AMATEUR TEAM
Kyle Beach	1	11	LW	Everett
Shawn Lalonde	3	68	D	Belleville
Teigan Zahn	5	132	D	Saskatoon
Jonathan Carlsson	6	162	D	Brynäs IF
Ben Smith	6	169	RW	Boston College
Braden Birch	6	179	D	Oakville
Joe Gleason	7	192	D	Edina

2007 COLUMBUS

NAME	RD	PK	POS	AMATEUR TEAM
Patrick Kane	1	1	RW	London
Bill Sweatt	2	38	LW	Colorado College
Akim Aliu	2	56	RW	Sudbury
Maxime Tanguay	3	69	C	Rimouski
Josh Unice	3	86	G	U.S. National U18
Joseph Lavin	5	126	D	U.S. National U18
Richard Greenop	6	156	C	Windsor

2006 VANCOUVER

NAME	RD	PK	POS	AMATEUR TEAM
Jonathan Toews	1	3	C	Univ. of North Dakota
Igor Makarov	2	33	RW	Krylja
Simon Danis-Pepin	2	61	D	Univ. of Maine
Tony Lagerstrom	3	76	C	Sodertalje-Jr.
Ben Shotton	4	95	D	Kingston
Joseph Palmer	4	96	G	US National U18
Jan-Mikael Juutilainen	6	156	C	Jokerit-Jr.
Chris Auger	6	169	C	Wellington
Peter LeBlanc	7	186	C	Hamilton

2005 OTTAWA

NAME	RD	PK	POS	AMATEUR TEAM
Jack Skille	1	7	RW	US National U18
Michael Blunden	2	43	RW	Erie
Dan Bertram	2	54	RW	Boston College
Evan Brophy	3	68	C	Belleville
Niklas Hjalmarsson	4	108	D	HV 71-Jr.
Nathan Davis	4	113	C	Miami Univ.
Denis Istomin	4	117	RW	Chelyabinsk
Brennan Turner	5	134	D	Norte Dame-Jr.
Joseph Fallon	6	167	G	U. of Vermont
Joe Charlebois	6	188	D	Sioux City
David Kuchejda	7	202	RW	Budejovice-Jr.
Adam Hobson	7	203	C	Spokane

2004 RALEIGH, N.C.

NAME	RD	PK	POS	AMATEUR TEAM
Cam Barker	1	3	D	Medicine Hat
Dave Bolland	2	32	C	London
Bryan Bickell	2	41	LW	Ottawa
Ryan Garlock	2	45	C	Windsor
Jakub Sindel	2	54	C	Sparta
Adam Berti	3	68	LW	Oshawa
Mitch Maunu	4	120	D	Windsor
Karel Hromas	4	123	LW	Sparta-Jr.
Trevor Kell	5	131	RW	London
Jacob Dowell	5	140	C	Univ. of Wisconsin
Scott McCulloch	6	165	LW	Grande Prairie
Petri Kontiola	7	196	C	Tappara
Troy Brouwer	7	214	RW	Moose Jaw
Jared Walker	7	223	C	Red Deer
Eric Hunter	8	229	C	Prince George
Matthew Ford	8	256	RW	Sioux Falls
Marko Anttila	9	260	RW	Lempäala

2003 NASHVILLE

NAME	RD	PK	POS	AMATEUR TEAM
Brent Seabrook	1	14	D	Lethbridge
Corey Crawford	2	52	G	Moncton
Michal Barinka	2	59	D	Budejovice
Lasse Kukkonen	5	151	D	Karpat
Alexei Ivanov	5	156	C	Yaroslavl-Jr.
Johan Andersson	6	181	C	Troja
Mike Brodeur	7	211	G	Camrose
Dustin Byfuglien	8	245	D	Prince George
Michael Grenzy	9	275	D	Chicago
Chris Porter	9	282	C	Lincoln

2002 TORONTO

NAME	RD	PK	POS	AMATEUR TEAM
Anton Babchuk	1	21	D	Elektrstal
Duncan Keith	2	54	D	Michigan State Univ.
Alexander Kojevnikov	3	93	LW	Krylja-Jr.
Matt Ellison	4	128	RW	Cowichan
James Wisniewski	5	156	D	Plymouth
Kevin Kantee	6	188	D	Jokerit-Jr.
Tyson Kellerman	7	219	G	North Bay
Jason Kostadine	8	251	RW	Hull
Adam Burish	9	282	RW	Green Bay

2001 MIAMI

NAME	RD	PK	POS	AMATEUR TEAM
Tuomo Ruutu	1	9	C	Jokerit
Adam Munro	1	29	G	Erie
Matt Keith	2	59	RW	Spokane
Craig Anderson	3	73	G	Guelph
Brent MacLellan	4	104	D	Rimouski
Vladimir Gusev	4	115	D	Khabarovsk
Aleksey Zotkin	4	119	LW	Magnitogorsk
Tommi Jaminki	5	142	LW	Blues-Jr.
Alexander Golovin	6	174	LW	Omsk-Jr.
Petr Puncchar	6	186	D	Karlovy Vary
Teemu Jaaskelainen	7	205	D	Ilves-Jr.
Oleg Minakov	7	216	RW	Elektrstal
Jeff Miles	9	268	C	Univ. of Vermont

ALL-TIME DRAFT SELECTIONS

2000 CALGARY

NAME	RD	PK	POS	AMATEUR TEAM
Mikhail Yakubov	1	10	C	Togliatti 2
Pavel Vorobiev	1	11	RW	Yaroslavl 2
Jonas Nordqvist	2	49	C	Leksand IF-Jr.
Igor Radulov	3	74	LW	Yaroslavl
Scott Balan	4	106	D	Regina
Olli Malmivaara	4	117	D	Jokerit-Jr.
Alexander Barkunov	5	151	D	Yaroslavl 2
Michael Ayers	6	177	G	Dubuque
Joey Martin	6	193	D	Omaha
Cliff Loya	7	207	D	Univ. of Maine
Vladislav Luchkin	7	225	C	Cherepovets 2
Adam Berkhoe	8	240	G	Twin Cities
Peter Flache	9	262	C	Guelph
Reto Von Arx	9	271	LW	Davos
Arne Ramholt	9	291	D	Kloten

1999 BOSTON


NAME	RD	PK	POS	AMATEUR TEAM
Steve McCarthy	1	23	D	Kootenay
Dimitri Levinski	2	46	RW	Cherepovets
Stephan Mokhov	2	63	D	Cherepovets
Michael Jacobsen	5	134	D	Belleville
Michael Leighton	6	165	G	Windsor
Mattias Wennerberg	7	194	C	MoDo-Jr.
Yorick Treille	7	195	RW	Univ. of Lowell
Andrew Carver	8	223	D	Hull

1998 BUFFALO


NAME	RD	PK	POS	AMATEUR TEAM
Mark Bell	1	8	LW	Ottawa
Matthias Tratnig	4	94	LW	Univ. of Maine
Kent Huskins	6	156	D	Clarkson Univ.
Jari Viuhkola	6	158	C	Karpat
Jonathan Pelletier	6	166	G	Drummondville
Tyler Arnason	7	183	C	Fargo-Moorehead
Sean Griffin	8	210	D	Kingston
Alexandre Couture	9	238	LW	Sherbrooke
Andrei Yershov	9	240	D	Khimik

1997 PITTSBURGH

NAME	RD	PK	POS	AMATEUR TEAM
Daniel Cleary	1	13	LW	Belleville
Ty Jones	1	16	RW	Spokane
Jeremy Reich	2	39	C	Seattle
Mike Souza	3	67	LW	Univ. of New Hampshire
Ben Simon	5	110	C	Notre Dame
Peter Gardiner	5	120	RW	R.P.I.
Kyle Calder	5	130	C	Regina
Heath Gordon	6	147	LW	Green Bay
Jerad Smith	7	174	D	Portland
Sergei Shikhanov	8	204	RW	Togliatti Lada
Chris Feil	9	230	D	Ohio State Univ.



ETHAN MOREAU
1994



ERIC DAZE
1993

1996 ST. LOUIS

NAME	RD	PK	POS	AMATEUR TEAM
Remi Royer	2	31	D	St. Hyacinthe
Jeff Paul	2	42	D	Niagara Falls
Geoff Peters	2	46	C	Niagara Falls
Andy Johnson	5	130	D	Peterborough
Mike Vellinga	7	184	D	Guelph
Chris Twerdun	8	210	D	Moose Jaw
Andrei Kozyrev	9	236	D	Cherepovets

1995 EDMONTON

NAME	RD	PK	POS	AMATEUR TEAM
Dmitri Nabokov	1	19	C	Krylja Sovetov
Christian Laflamme	2	45	D	Beaumont
Kevin McKay	3	71	D	Moose Jaw
Chris Van Dyk	4	82	D	Windsor
Pavel Kriz	4	97	D	Tri-City
Marc Magliarditi	6	146	G	Des Moines Jr.
Marty Wilford	6	149	D	Oshawa
Steve Tardif	7	175	C	Drummondville
Casey Hankinson	8	201	LW	Univ. of Minnesota
Mike Pittman	9	227	C	Guelph

1994 HARTFORD, CONN.

NAME	RD	PK	POS	AMATEUR TEAM
Ethan Moreau	1	14	LW	Niagara Falls
Jean-Yves Leroux	2	40	LW	Beaumont
Steve McLaren	4	85	LW	North Bay
Marc Dupuis	5	118	D	Belleville
Jim Ensom	6	144	C	North Bay
Tyler Profsosky	7	170	RW	Tacoma
Mike Josephson	8	196	LW	Kamloops
Lubomir Jandera	9	222	D	Litvinov CHC HC
Lars Weibel	10	248	G	Lugano
Rob Mara	11	263	RW	Belmont Hill HS

1993 QUEBEC CITY, QUEBEC


NAME	RD	PK	POS	AMATEUR TEAM
Eric Lecompte	1	24	LW	Hull
Eric Manlow	2	50	C	Kitchener
Bogdan Savenko	3	54	RW	Niagara Falls
Ryan Huska	3	76	LW	Kamloops
Eric Daze	4	90	LW	Beaumont
Patrick Pysz	4	102	C	Augsburg
Jonni Vauhkonen	5	128	LW	Reipas Lahti
Tom White	7	180	C	Westminster HS
Sergei Petrov	8	206	LW	Cloquet HS
Mike Rusk	9	232	D	Guelph
Mike McGhan	10	258	LW	Prince Albert
Tom Noble	11	284	G	Catholic Memorial HS

1992 MONTREAL

NAME	RD	PK	POS	AMATEUR TEAM
Sergei Krivokrasov	1	12	RW	CSKA Moscow
Jeff Shantz	2	36	C	Regina
Sergei Klimovich	2	41	C	Moscow Dynamo
Andy MacIntyre	4	89	LW	Saskatoon
Tim Hogan	5	113	D	Univ. of Michigan
Gerry Skrypec	6	137	D	Ottawa
Mike Prokopec	7	161	RW	Cornwall
Layne Roland	8	185	RW	Portland
David Hymovitz	9	209	LW	Thayer Academy
Richard Raymond	10	233	D	Cornwall

1991 BUFFALO

NAME	RD	PK	POS	AMATEUR TEAM
Dean McAmmond	1	22	C	Prince Albert
Michael Pomichter	2	39	C	Springfield
Jamie Matthews	2	44	C	Sudbury
Bobby House	3	66	RW	Brandon
Igor Kravchuk	4	71	D	CSKA Moscow
Zac Boyer	4	88	RW	Kamloops
Maco Balkovec	5	110	D	Merritt T-II Jr.
Kevin St. Jacques	6	112	LW	Lethbridge
Jacques Auger	6	132	D	Univ. of Wisconsin
Scott Kirtan	7	154	RW	Powell River T-II
Roch Belley	8	176	G	Niagara Falls
Scott MacDonald	9	198	D	Choate HS
Alex Andrievski	10	220	RW	Moscow Dynamo
Mike Larkin	11	242	D	Rice Memorial HS
Scott Dean	12	264	D	Lake Forest HS



1990 VANCOUVER

NAME	RD	PK	POS	AMATEUR TEAM
Karl Dykhuis	1	16	D	Hull
Ivan Droppa	2	37	D	Liptovsky Mikulas
Chris Tucker	4	79	C	Bloomington Jefferson HS
Brett Stickney	6	121	C	St. Paul's HS
Derek Edgerly	6	124	C	Stoneham
Hugo Belanger	8	163	LW	Clarkson Univ.
Owen Lessard	9	184	LW	Owen Sound
Erik Peterson	10	205	C	Brocton HS
Steve Dubinsky	11	226	RW	Clarkson Univ.
Dino Grossi	12	247	RW	Northeastern Univ.


1989 BLOOMINGTON, MINN.

NAME	RD	PK	POS	AMATEUR TEAM
Adam Bennett	1	6	D	Sudbury
Michael Speer	2	27	D	Guelph
Bob Kellogg	3	48	D	Springfield Jr.
Tommi Pullola	6	111	C	Sport Fin. Div. I
Tracy Egeland	7	132	RW	Prince Albert
Milan Tichy	8	153	D	Plzen Skoda
Jason Greyerbiehl	9	174	LW	Colgate Univ.
Matt Saunders	10	195	LW	Northeastern Univ.
Mike Kozak	11	216	RW	Clarkson Univ.
Michael Doneghey	12	237	G	Catholic Memorial HS

1988 MONTREAL

NAME	RD	PK	POS	AMATEUR TEAM
Jeremy Roenick	1	8	C	Thayer Academy
Trevor Dam	3	50	RW	London
Stefan Elvenas	4	71	RW	Rogle (Sweden)
Joe Cleary	5	92	D	Stratford Jr.
Justin Lafayette	6	113	LW	Ferris State
Craig Woodcroft	7	134	LW	Colgate Univ.
Jon Pojar	8	155	LW	Roseville HS
Mathew Hentges	9	176	D	Edina HS
Daniel Maurice	10	197	C	Chicoutimi
Dirk Tenzer	11	218	D	St. Paul's HS
Andreas Lupzig	12	239	C	Landshut (Germany)

ALL-TIME DRAFT SELECTIONS



EDDIE OLCZYK
1984

2015 CUP

LEADERSHIP

PLAYERS

2014-15

OPPONENTS

TRADITION

RECORDS

PLAYOFFS

HISTORY

MINORS

NHL

MEDIA

1987 DETROIT

NAME	RD	PK	POS	AMATEUR TEAM
Jimmy Waite	1	8	G	Chicoutimi
Ryan McGill	2	29	D	Swift Current
Cam Russell	3	50	D	Hull
Mike Dagenais	3	60	D	Peterborough
Ulf Sandstrom	5	92	RW	MoDo (Sweden)
Mike McCormick	6	113	R	Richmond T-II
Stephen Tepper	7	134	RW	Westboro HS
John Reilly	8	155	LW	Phillips Academy
Lance Werness	9	176	RW	Burnsville HS
Dale Marquette	10	197	LW	Brandon
Bill Lacouture	11	218	RW	Natick HS
Mike Lappin	12	239	C	Norwood Prep

1986 MONTREAL

NAME	RD	PK	POS	AMATEUR TEAM
Everett Sanipass	1	14	LW	Verdun Jr.
Mark Kurzwaski	2	35	D	Windsor
Frantisek Kucera	4	77	D	Sparta Praha
Lonnie Loach	5	98	LW	Guelph
Mario Doyon	6	119	D	Drummondville
Mike Hudson	7	140	C	Sudbury
Marty Nanne	8	161	RW	Univ. of Minnesota
Geoff Benic	9	182	LW	Windsor
Glen Lowes	10	203	LW	Toronto
Chris Thayer	11	224	C	Kent HS
Sean Williams	12	245	RW	Oshawa

1985 TORONTO

NAME	RD	PK	POS	AMATEUR TEAM
Dave Manson	1	11	D	Prince Albert
Andy Helmut	3	53	G	Ottawa
Dan Vinnette	4	74	LW	Drummondville
Rick Herbert	5	87	D	Portland
Brad Belland	5	95	C	Sudbury
Jonas Heed	6	116	D	Sodertalje SK
Victor Posa	7	137	LW	Univ. of Wisconsin
John Reid	8	158	G	Belleville
Richard LaPlante	9	179	C	Univ. of Vermont
Brad Hamilton	10	200	D	Aurora
Ian Pound	11	221	D	Kitchener
Rick Braccia	12	242	F	Avon Old Farms HS

1984 MONTREAL

NAME	RD	PK	POS	AMATEUR TEAM
Eddie Olczyk	1	3	RW	US National
Trent Yawney	3	45	D	Saskatoon
Tom Eriksson	4	66	LW	MoDo
Timo Lehtonen	5	90	G	Jokerit
Darin Sceviour	5	101	RW	Lethbridge
Chris Clifford	6	111	G	Kingston
Mike Stapleton	7	132	C	Cornwall
Glenn Greenough	8	153	RW	Sudbury
Ralph DiFiore	9	174	D	Shawinigan
Joakim Persson	10	194	LW	Brynäs IF
Bill Brown	11	215	C	St. Paul HS
David Mackey	11	224	LW	Victoria
Dan Williams	12	235	D	Chicago Jets

1983 MONTREAL

NAME	RD	PK	POS	AMATEUR TEAM
Bruce Cassidy	1	18	D	Ottawa
Wayne Presley	2	39	RW	Kitchener
Marc Bergevin	3	59	D	Chicoutimi
Tarek Howard	4	79	D	Olds T-II
Kevin Robinson	5	99	LW	Toronto
Jari Torkki	6	115	RW	Lukko
Mark LaVarre	6	119	RW	Stratford Jr.
Scot Birnie	7	139	RW	Cornwall
Kent Paynter	8	159	D	Kitchener
Brian Noonan	9	179	RW	Archbishop William HS
Dominik Hasek	10	199	G	Pardubice HC
Steve Pepin	11	219	C	St. Jean

1982 MONTREAL

NAME	RD	PK	POS	AMATEUR TEAM
Ken Yaremchuk	1	7	C	Portland
Rene Badeau	2	28	D	Quebec
Tom McMurphy	3	49	RW	Brandon
Bill Watson	4	70	RW	Prince Albert
Brad Beck	5	91	D	Penticton
Mark Hatcher	6	112	D	Niagara Falls
Jay Ness	7	133	C	Roseau HS
Jeff Smith	8	154	LW	London
Phil Patterson	9	175	RW	Ottawa
Jim Camazzola	10	196	LW	Penticton
Mike James	11	217	D	Ottawa
Bob Andrea	12	238	D	Dartmouth T-II

1981 MONTREAL

NAME	RD	PK	POS	AMATEUR TEAM
Tony Tanti	1	12	RW	Oshawa
Kevin Griffin	2	25	LW	Portland
Darrel Anholt	3	54	D	Calgary
Perry Pelensky	4	75	RW	Portland
Doug Chessell	5	96	G	London
Bill Schaffhauser	6	117	D	Northern Michigan Univ.
Marc Centrene	7	138	C	Lethbridge
Johan Mellstrom	8	159	RW	Falun
John Bennis	9	180	LW	Billings
Sylvain Roy	10	201	D	Hull

ALL-TIME DRAFT SELECTIONS

1980 MONTREAL

NAME	RD	PK	POS	AMATEUR TEAM
Denis Savard	1	3	C	Montreal Jr.
Jerome Dupont	1	15	D	Toronto
Steve Ludzik	2	28	C	Niagara Falls
Ken Solheim	2	30	LW	Medicine Hat
Len Dawes	2	36	D	Victoria
Troy Murray	3	57	C	St. Albert
Marcel Frere	3	58	LW	Billings
Carey Wilson	4	67	C	Dartmouth
Brian Shaw	4	78	RW	Portland
Kevin Ginnell	5	99	C	Medicine Hat
Steve Larmer	6	120	RW	Niagara Falls
Sean Simpson	7	141	C	Ottawa
Jim Ralph	8	162	G	Ottawa
Don Dietrich	9	183	D	Brandon
Dan Frawley	10	204	RW	Sudbury

1979 MONTREAL

NAME	RD	PK	POS	AMATEUR TEAM
Keith Brown	1	7	D	Portland
Timothy Trimper	2	28	LW	Peterborough
Bill Gardner	3	49	C	Peterborough
Louis Begin	4	70	LW	Sherbrooke
Lowell Loveday	5	91	D	Kingston
Doug Crossman	6	112	D	Ottawa

1978 MONTREAL

NAME	RD	PK	POS	AMATEUR TEAM
Tim Higgins	1	10	RW	Ottawa
Doug Lecuyer	2	29	LW	Portland
Rick Paterson	3	46	C	Cornwall
Brian Young	4	63	D	New Westminster
Mark Murphy	5	79	LW	Toronto
Dave Feamster	6	96	D	Colorado
Dave Mancuso	7	113	D	Windsor
Sandy Ross	8	130	D	Colgate Univ.
Mark Locken	9	147	G	Niagara Falls
Glen Van	10	164	D	Colorado
Darryl Sutter	11	179	C	Lethbridge

1977 MONTREAL

NAME	RD	PK	POS	AMATEUR TEAM
Doug Wilson	1	6	D	Ottawa
Jean Savard	2	19	C	Quebec
Randy Ireland	4	60	G	Portland
Gary Platt	5	78	D	Sorel
Jack O'Callahan	6	96	D	Boston Univ.
Floyd Lahache	7	114	D	Sherbrooke
Jeff Geiger	8	129	D	Ottawa
Stephen Ough	9	144	D	Laval

1976 MONTREAL

NAME	RD	PK	POS	AMATEUR TEAM
Real Cloutier	1	9	RW	Quebec
Jeff McDill	2	27	RW	Victoria
Tomas Gradin	3	45	C	MoDo
Dave DeBol	4	63	C	Univ. of Michigan
Terry McDonald	5	81	C	Edmonton
John Peterson	6	99	G	Notre Dame
John Rothstein	7	115	RW	Univ. of Minnesota

1975 MONTREAL

NAME	RD	PK	POS	AMATEUR TEAM
Greg Vaydik	1	7	C	Medicine Hat
Daniel Arndt	2	25	LW	Saskatoon
Mike O'Connell	3	43	D	Kingston
Pierre-Yves Giroux	4	61	C	Hull
Bob Hoffmeyer	5	79	D	Saskatoon
Tom Ulseth	6	97	RW	Univ. of Wisconsin
Ted Bulley	7	115	LW	Hull
Paul Jensen	8	133	D	Michigan Tech

1974 MONTREAL

NAME	RD	PK	POS	AMATEUR TEAM
Grant Mulvey	1	16	RW	Calgary
Alain Daigle	2	34	RW	Trois Rivières
Bob Murray	3	52	D	Cornwall
Terry Ruskowski	4	70	C	Swift Current
Dave Logan	5	88	D	Laval
Bob Volpe	6	106	G	Sudbury
Ed Mio	7	124	G	Colorado
Mike St. Cyr	8	141	D	Kitchener
Stephen Colp	9	158	C	Michigan State Univ.
Rick Fraser	10	173	D	Oshawa
Jean Bernier	11	188	D	Shawinigan Falls
Dwane Byers	12	200	RW	Sherbrooke
Glen Ing	13	210	RW	Victoria

1973 MONTREAL

NAME	RD	PK	POS	AMATEUR TEAM
Darcy Rota	1	13	LW	Edmonton
Reg Thomas	2	29	C	London
Randy Holt	3	45	D	Sudbury
Dave Elliott	4	61	LW	Winnipeg
Dan Hinton	5	77	LW	Sault Ste. Marie
Gary Doerksen	6	93	C	Winnipeg
Wayne Dye	7	109	LW	New Westminster
Jim Koleff	8	125	C	Hamilton
Jack Johnson	9	140	D	Univ. of Wisconsin
Steve Alley	9	141	LW	Univ. of Wisconsin
Rick Clubbe	10	156	C	Univ. of North Dakota
Gene Strate	11	165	D	Edmonton

2015 CUP	LEADERSHIP	PLAYERS	2014-15	OPPONENTS	TRADITION	RECORDS	PLAYOFFS	HISTORY	MINORS	NHL	MEDIA
----------	------------	---------	---------	-----------	-----------	---------	----------	---------	--------	-----	-------

FORWARDS

NO.	NAME	POS	SH	HT	WT	AGE	DOB	BIRTHPLACE	14-15 CLUB	REGULAR SEASON						PLAYOFFS		
										GP	G	A	PTS	PIM	GP	G	A	PTS
15	ANISIMOV, Artem	C	R	6-4	198	27	05/24/88	Yaroslavl, Russia	Columbus	52	7	20	27	8	-	-	-	-
39	BAUN, Kyle	RW	R	6-2	209	23	05/04/92	Toronto, Ontario	CHICAGO	10	1	3	4	4	-	-	-	-
29	BICKELL, Bryan	LW	L	6-4	223	29	05/09/86	Bowmanville, Ontario	Colgate (ECAC)	38	14	15	29	68	-	-	-	-
	BONDRA, Radovan	RW	L	6-5	218	18	01/27/97	Treviso, Slovakia	CHICAGO	80	14	14	28	38	18	0	5	5
									HC Koste (SVK)	15	2	2	4	6	15	1	2	3
									Slovakia U20 (SVK)	4	0	0	0	2	-	-	-	-
									Slovakia U18 (SVK)	17	6	6	12	47	-	-	-	-
									Slovakia (WJC)	7	0	0	0	2	-	-	-	-
	CAIMAN, Chris	RW	R	6-2	203	21	05/05/94	Boston, Mass.	Boston College (H-EAST)	37	11	5	16	8	-	-	-	-
	COUGHLIN, Liam	C	L	6-2	200	20	09/19/94	South Boston, Mass.	Vernon (BCHL)	54	20	40	60	31	11	3	7	10
	DAHLSTROM, John	RW	L	6-0	189	18	01/22/97	Kungsbacka, Sweden	Frolunda (SWE)	2	0	0	0	0	-	-	-	-
									Frolunda J20 (SWE)	28	20	15	35	2	8	5	0	5
									Frolunda J18 (SWE)	5	3	2	5	0	-	-	-	-
									Frolunda J18 (SWE)	9	11	3	14	6	2	0	1	1
									Sweden (WJC U18)	5	0	1	1	0	-	-	-	-
24	DANVAULT, Phillip	C	L	6-0	201	22	02/24/93	Victoriaville, Quebec	CHICAGO	2	0	0	0	0	-	-	-	-
56	DANO, Marko	RW	L	5-11	183	20	11/30/94	Eisenstadt, Austria	Rockford (AHL)	70	13	25	38	38	8	3	2	5
									Columbus	35	8	13	21	14	-	-	-	-
									Springfield (AHL)	39	11	8	19	34	-	-	-	-
11	DEJARDINS, Andrew	LW	L	6-1	195	29	07/27/86	Lively, Ontario	CHICAGO	13	0	2	2	7	21	1	3	4
									San Jose	56	5	3	8	50	-	-	-	-
28	GARBUTT, Ryan	LW	L	6-0	195	30	08/12/85	Winnipeg, Manitoba	Dallas	67	8	17	25	55	-	-	-	-
	HAGGERTY, Ryan	RW	R	6-0	201	22	03/04/93	Stamford, Conn.	Hartford (AHL)	76	15	18	33	34	14	2	4	6
38	HARTMAN, Ryan	RW	R	5-11	191	20	09/20/94	Hilton Head Island, S.C.	CHICAGO	5	0	0	0	2	-	-	-	-
									Rockford (AHL)	69	13	24	37	120	8	2	1	3
	HAYDEN, John	C	R	6-3	223	20	02/14/95	Chicago, Ill.	Yale University (ECAC)	29	7	11	18	10	-	-	-	-
									USA (WJC)	5	1	0	1	2	-	-	-	-
48	HINOSTROZA, Vincent	C	R	5-9	158	21	04/03/94	Chicago, Ill.	Rockford (AHL)	5	0	2	2	0	-	-	-	-
									Noire Dame (H-EAST)	42	11	33	44	48	-	-	-	-
81	HOSSA, Marian	RW	L	6-1	207	36	01/12/79	Stará Lubovna, Slovakia	CHICAGO	82	22	39	61	32	23	4	13	17
	IACOPELLI, Matheson	RW	L	6-2	207	21	05/15/94	Woodhaven, Mich.	Muskegon (USHL)	56	23	14	37	38	11	5	2	7
	JOHNSON, Luke	C	R	5-11	195	21	09/19/94	Grand Forks, N.D.	North Dakota (NCHC)	42	11	13	24	54	-	-	-	-

										REGULAR SEASON					PLAYOFFS				
NO.	NAME	POS	SH	HT	WT	AGE	DOB	BIRTHPLACE	14-15 CLUB	GP	G	A	PTS	PIM	GP	G	A	PTS	PIM
88	KANE, Patrick	RW	L	5-11	177	26	11/19/88	Buffalo, N.Y.	CHICAGO	61	27	37	64	10	23	11	12	23	0
	KERO, Tanner	C	L	6-0	185	23	07/24/92	Hancock, Mich.	Rockford (AHL) Michigan Tech (WCHA)	6 41	5 20	5 26	0 46	0 10	6 -	2 -	1 -	3 -	0
	KNOTT, Graham	LW	L	6-3	188	18	01/13/97	Etobicoke, Ontario	Niagara (OHL) Canada (WJC U18)	59 5	25 1	18 3	43 4	33 4	11 2	2 -	2 -	4 -	2
16	KRUGER, Marcus	C	L	6-0	186	25	05/27/90	Stockholm, Sweden	CHICAGO	81	7	10	17	32	23	2	2	4	4
	LIAMBAS, Mike	LW	L	5-10	203	26	02/16/89	Toronto, Ontario	Milwaukee (AHL)	54	5	3	8	158	-	-	-	-	-
	LOUIS, Anthony	C	L	5-7	151	20	02/10/95	Wheaton, Ill.	Miami University (NCHC) USA (WJC)	37 5	9 0	27 0	36 0	8 2	-	-	-	-	-
53	MASHINTER, Brandon	LW	L	6-4	212	27	09/20/88	Bradford, Ontario	Rockford (AHL)	69	17	15	32	57	8	3	3	6	2
41	MCNEILL, Mark	RW	R	6-2	214	22	02/22/93	Langley, British Columbia	Rockford (AHL)	63	23	21	44	23	8	2	2	4	2
27	MORIN, Jeremy	RW	R	6-1	189	24	04/16/91	Auburn, N.Y.	Columbus CHICAGO	28 15	0 0	4 0	6 15	13 -	-	-	-	-	-
	MOTTE, Tyler	C	L	5-9	192	20	03/10/95	Port Huron, Mich.	Rockford (AHL) Michigan (BIG10) USA (WJC)	3 35 5	1 0 0	1 22 1	0 31 1	2 14 2	-	-	-	-	-
	OLOFSSON, Fredrik	LW	L	6-2	197	19	05/27/96	Helsingborg, Sweden	Green Bay (USHL)	57	27	33	60	14	-	-	-	-	-
72	PANARIN, Artemi	LW	R	5-11	170	23	10/30/91	Korkino, Russia	SKA St. Petersburg (KHL) Russia (WC)	54 10	26 5	36 9	62 18	37 4	20 -	5 -	15 -	20 -	4
	RADKE, Roy	RW	R	6-3	200	18	12/10/96	Chicago, Ill.	Barrie (OHL)	64	9	5	18	29	9	4	0	4	2
	RAMSEY, Jack	RW	R	6-3	185	19	11/02/95	Farmington, Mich.	Penticton (BCHL)	54	17	21	38	24	22	3	6	9	4
70	RASMUSSEN, Dennis	C	L	6-3	205	25	07/03/90	Vasteras, Sweden	Rockford (AHL)	73	13	14	27	30	7	0	0	0	2
61	ROSS, Garret	LW	L	6-0	173	23	05/26/92	Dearborn Heights, Mich.	Rockford (AHL)	69	21	22	43	100	8	2	1	3	2
	SCHWALTZ, Nick	C	R	6-0	177	19	02/23/96	Madison, Wis.	North Dakota (NCHC) USA (WJC)	38 5	5 0	21 1	26 1	12 0	-	-	-	-	-
65	SHAW, Andrew	C	R	5-11	179	24	07/20/91	Belleville, Ontario	CHICAGO	79	15	11	26	67	23	5	7	12	36
	SIKURA, Dylan	C	L	5-11	158	20	06/01/95	Aurora, Ontario	Aurora (OHL)	25	5	2	7	0	-	-	-	-	-
	STARRETT, Beau	C	L	6-5	212	19	11/01/95	Framingham, Mass.	South Shore (USPHL)	7	2	3	5	6	-	-	-	-	-
86	TERAVAINEN, Teuvo	C	L	5-11	178	21	09/11/94	Helsinki, Finland	CHICAGO Rockford (AHL)	34 39	4 6	5 19	9 25	6 6	18 -	4 -	6 -	10 -	0
14	TIKHONOV, Viktor	RW	R	6-2	189	27	05/12/88	Riga, Latvia	SKA St. Petersburg (KHL) Russia (WC)	49 10	8 1	16 2	24 3	29 4	15 -	1 -	1 -	2 -	4
19	TOEWS, Jonathan	C	L	6-2	201	27	04/29/88	Winnipeg, Manitoba	CHICAGO	81	28	38	66	36	23	10	11	21	8
	TROPP, Corey	RW	R	6-0	185	26	07/25/89	Grosse Pointe Woods, Mich.	Columbus	61	1	7	8	76	-	-	-	-	-

MEDIA	NHL	MINORS	HISTORY	PLAYOFFS	RECORDS	TRADITION	OPPONENTS	2014-15	PLAYERS	LEADERSHIP	2015 CUP
-------	-----	--------	---------	----------	---------	-----------	-----------	---------	---------	------------	----------

2015 CUP	LEADERSHIP	PLAYERS	2014-15	OPPONENTS	TRADITION	RECORDS	PLAYOFFS	HISTORY	MINORS	NHL	MEDIA
----------	------------	---------	---------	-----------	-----------	---------	----------	---------	--------	-----	-------

DEFENSEMEN

NO.	NAME	POS	SH	HT	WT	AGE	DOB	BIRTHPLACE	14-15 CLUB	REGULAR SEASON					PLAYOFFS				
										GP	G	A	PTS	PIM	GP	G	A	PTS	PIM
63	BRICEBOIS, Mathieu	D	R	5-11	197	23	04/17/92	Mont Saint-Hilaire, Quebec	Rockford (AHL) Indy (ECHL) Rapid City (ECHL)	1 31 36	0 2 9	0 12 21	0 14 30	0 25 44	- - 13	- - 1	- 4 5	- - 14	-
	DAHLSTROM, Carl	D	L	6-4	228	20	01/28/95	Stockholm, Sweden	Rockford (AHL) Linköping (SWE) Linköping 200 (SuperElit)	2 55 1	0 3 0	1 3 0	1 6 0	2 12 0	- 11 -	- 0 -	- 1 -	- 1 -	4
6	DALEY, Trevor	D	L	5-11	195	31	10/09/83	Toronto, Ontario	Dallas	68	16	22	38	34	-	-	-	-	-
	FORSLING, Gustav	D	L	5-11	183	19	06/12/96	Linköping, Sweden	Linköping (SWE) Sweden (WJC)	38 7	3 3	3 5	6 8	8 0	- -	- -	- -	- -	-
45	FOURNIER, Dillon	D	L	6-2	186	21	06/15/94	Montreal, Quebec	Rockford (AHL) Indy (ECHL)	21 34	0 2	3 4	3 7	16 13	- -	- -	- -	- -	-
	GILBERT, Dennis	D	L	6-2	199	18	10/30/96	Buffalo, N.Y.	Chicago (USHL)	59	4	23	27	89	-	-	-	-	-
	GUSTAFSSON, Erik	D	L	6-0	176	23	03/14/92	Nynäshamn, Sweden	Frolunda (SWE)	55	4	25	29	22	12	1	2	3	31
4	HJALMARSSON, Niklas	D	L	6-3	197	28	06/06/87	Eksjö, Sweden	CHICAGO	82	3	16	19	44	23	1	5	6	8
2	KEITH, Duncan	D	L	6-1	192	32	07/16/83	Winnipeg, Manitoba	CHICAGO	80	10	35	45	20	23	3	18	21	4
	MASSIE, Jake	D	L	6-1	178	18	01/21/97	Montreal, Quebec	Boston (Midjet) Kimbail Union (USHS-MA)	14 34	6 5	5 15	11 20	- -	- -	- -	- -	- -	-
	NORELL, Robin	D	L	5-11	195	20	02/18/95	Stockholm, Sweden	Rockford (AHL)	-	-	-	-	-	3	0	0	0	2
									Djurgårdens (SWE)	48	3	6	9	12	2	0	0	0	0
									Djurgårdens 200 (SuperElit)	1	0	0	0	0	-	-	-	-	-
									Sweden (WJC)	7	0	1	1	4	-	-	-	-	-
17	POKKA, Ville	D	R	6-0	214	21	06/03/94	Tornio, Finland	Rockford (AHL)	68	8	22	30	16	8	0	3	3	0
	PRESS, Robin	D	R	6-3	209	20	12/21/94	Uppsala, Sweden	Södertälje (SWE-2) Södertälje 200 (SuperElit)	51 1	13 0	17 1	30 1	12 0	10 -	4 -	3 -	7 -	2
42	ROBERTSON, Dennis	D	L	6-1	215	24	05/24/91	Fort St. John, British Columbia	Charlotte (AHL)	57	3	14	17	70	-	-	-	-	-
32	ROZIVAL, Michal	D	R	6-1	210	37	09/03/78	Vlasim, Czech Republic	CHICAGO	65	1	12	13	22	10	0	1	1	6
5	RUNDBLAD, David	D	R	6-2	187	24	10/08/90	Ljcksele, Sweden	CHICAGO	49	3	11	14	12	5	0	0	0	0
	SCHILLING, Cameron	D	L	6-2	182	27	10/07/88	Carmel, Ind.	Washington Hershey (AHL)	4 63	0 3	0 15	0 18	4 63	- 10	- 3	- 5	- 8	2
7	SEABROOK, Brent	D	R	6-3	220	30	04/20/85	Richmond, British Columbia	CHICAGO	82	8	23	31	27	23	7	4	11	10
	SHEA, Ryan	D	L	6-1	177	18	02/11/97	Milton, Mass.	Youngstown (USHL) Boston College (USHS) Cape Cod (Midjet)	2 22 14	0 6 3	0 29 6	0 35 9	0 - 0	- -	- -	- -	- -	-
	SNUGGERUD, Luc	D	L	6-0	184	20	09/18/95	Edina, Minn.	Nebraska-Omaha (NCHC)	39	2	14	16	18	-	-	-	-	-

DEFENSEMEN

PLAYOFFS

REGULAR SEASON

NO.	NAME	POS	SH	HT	WT	AGE	DOB	BIRTHPLACE	14-15 CLUB	GP	G	A	PTS	PIM	GP	G	A	PTS	PIM
	SODERBERG, Andreas	D	L	6-4	205	19	06/16/96	Skellefteå, Sweden	Skellefteå (SWE-2)	44	1	6	7	34	5	0	0	0	6
43	SVEDBERG, Viktor	D	L	6-8	238	24	05/24/91	Gothenburg, Sweden	Rockford (AHL)	49	3	11	14	41	8	0	4	4	8
	TUULOLA, Jori	D	L	6-3	180	19	01/01/96	Hämeenlinna, Finland	HPK (FIN)	32	5	5	10	8	-	-	-	-	-
									HPK U20 (Jr. FIN)	6	0	4	4	2	-	-	-	-	-
	VALLEAU, Nolan	D	L	6-1	173	22	11/15/92	Novi, Mich.	Bowling Green (WCHA)	39	2	17	19	35	-	-	-	-	-
57	VAN RIEMSDIJK, Trevor	D	R	6-2	188	24	07/24/91	Middletown, N.J.	CHICAGO	18	0	1	1	2	4	0	0	0	0
									Rockford (AHL)	8	0	3	3	0	-	-	-	-	-

GOALTENDERS

PLAYOFFS

REGULAR SEASON

NO.	NAME	POS	GH	HT	WT	AGE	DOB	BIRTHPLACE	14-15 CLUB	GP	W-L-T/OTL	S0	S%	GP	W-L	S0	S%
50	CRAWFORD, Corey	G	L	6-2	216	30	12/31/84	Montreal, Quebec	CHICAGO	57	32-20-5	2	.924	20	13-6	2	.924
33	DARLING, Scott	G	L	6-6	232	26	12/22/88	Lemont, Ill.	CHICAGO	14	9-4-0	1	.936	5	3-1	0	.936
									Rockford (AHL)	26	14-8-0	2	.927	-	-	-	-
49	LEIGHTON, Michael	G	L	6-3	186	34	05/19/81	Peterborough, Ontario	Rockford (AHL)	42	22-13-2	5	.970	8	4-3	0	.919
	NALIMOV, Ivan	G	L	6-4	210	21	05/12/94	Norokuznetsk, Russia	Admiral Vladivostok (KHL)	30	10-10-5	3	.900	-	-	-	-
	TOMKINS, Matt	G	L	6-3	194	21	06/19/94	Edmonton, Alberta	Ohio State (BIG10)	14	5-7-1	2	.876	-	-	-	-

PRONUNCIATION GUIDE

Artem Anisimov	a-NEE-see-maww	Niklas Hjälmarsson	JAH-uh-muhr-suhn	Dennis Rasmussen	RAS-moo-sehn
Kyle Baun	BON	Marian Hossa	MAIR-ee-uhn, HOH-suh	Michal Rozsival	ROH-zih-vahl
Bryan Bickell	BH-kuhl	Matt Iacopelli	ah-oh-PEL-ee	Dylan Skura	sih-KYUR-ah
Mathieu Brisebois	BREEZ-bwah	Janner Kero	KARE-oh	Luc Snuggerd	SNUH-guh-rood
Phillip Danault	da-NOH	Brandon Mashinter	MASH-inn-tuhr	Beau Staret	BOH STAIR-eh
Marko Dano	DA-noh	Jeremy Morin	MOHR-inn	Teuvo Teräsvinen	TEE-uh-uh-nov
Andrew Desjardins	deh-ZHAHR-den	Fredrik Olofsson	OH-lohf-suhn	Viktor Tikhonov	TAY-voh, tair-uh-WIGH-mein
Dillon Fournier	FOHR-nee-ay	Artemi Panarin	ar-TEHM-ee-pah	Jonathan Toews	TAY-z
Erik Gustafsson	GUHS-tuhf-suhn	Ville Pökka	POH-kah	Nolan Vallau	vah-LOO
Vincent Hnoszko	hnh-noh-STROH-zah	Roy Radke	RAD-kee	Trevor van Riemsdijk	REEMS-digik

HOW THE BLACKHAWKS WERE BUILT

Artem Anisimov

From CBJ with Marko Dano, Jeremy Morin, Corey Tropp and a fourth-round selection in the 2014 NHL Draft for Brandon Saad, Alex Broadhurst and Michael Paliotta on June 30, 2015.

Kyle Baun

Signed as a free agent on March 26, 2015.

Bryan Bickell

Blackhawks' second-round pick (41st overall) in the 2004 NHL Draft.

Mathieu Brisebois

From ARI with David Rundblad for a second-round pick in the 2014 Draft on March 4, 2014.

Corey Crawford

Blackhawks' second-round pick (52nd overall) in the 2003 NHL Draft.

Trevor Daley

From DAL with Ryan Garbutt for Patrick Sharp and Stephen Johns on July 10, 2015.

Marko Dano

From CBJ with Artem Anisimov, Jeremy Morin, Corey Tropp and a fourth-round selection in the 2014 NHL Draft for Brandon Saad, Alex Broadhurst and Michael Paliotta on June 30, 2015.

Phillip Danault

Blackhawks' first-round pick (26th overall) in the 2011 NHL Draft.

Scott Darling

Signed as a free agent on July 1, 2014.

Andrew Desjardins

From SJS for Ben Smith and a conditional seventh-round selection in the 2017 NHL Draft on March 2, 2015.

Dillon Fournier

Blackhawks' second-round pick (48th overall) in the 2012 NHL Draft.

Ryan Garbutt

From DAL with Trevor Daley for Patrick Sharp and Stephen Johns on July 10, 2015.

Erik Gustafsson

Signed as a free agent on April 30, 2015.

Ryan Haggerty

From NYR for Antti Raanta on June 27, 2015.

Ryan Hartman

Blackhawks' first-round pick (30th overall) in the 2013 NHL Draft.

Vincent Hinostroza

Blackhawks' sixth-round pick (169th overall) in the 2012 NHL Draft.

Niklas Hjalmarsson

Blackhawks' fourth-round pick (108th overall) in the 2005 Draft.

Marian Hossa

Signed as a free agent on July 1, 2009.

Patrick Kane

Blackhawks' first-round pick (first overall) in the 2007 NHL Draft.

Duncan Keith

Blackhawks' second-round pick (54th overall) in the 2002 NHL Draft.

Tanner Kero

Signed as a free agent on April 2, 2015.

Marcus Kruger

Blackhawks' fifth-round pick (149th overall) in the 2009 NHL Draft.

Michael Leighton

Signed as a free agent on Aug. 18, 2014.

Mike Liambas

Signed as a free agent on July 2, 2015.

Brandon Mashinter

From NYR for Kyle Beach on Dec. 6, 2013.

Mark McNeill

Blackhawks' first-round pick (18th overall) in the 2011 NHL Draft.

Jeremy Morin

From CBJ with Artem Anisimov Marko Dano, Corey Tropp and a fourth-round selection in the 2014 NHL Draft for Brandon Saad, Alex Broadhurst and Michael Paliotta.

Artemi Panarin

Signed as a free agent on May 1, 2015.

Ville Pokka

From NYI with T.J. Brennan and Anders Nilsson for Nick Leddy and Kent Simpson on Oct. 4, 2014.

Dennis Rasmussen

Signed as a free agent on June 10, 2014.

Dennis Robertson

From CAR with Jake Massie and a fifth-round pick in the 2017 Draft for Kris Versteeg, Joakim Nordstrom and a third-round selection in the 2017 Draft on Sept. 11, 2015.

Garret Ross

Blackhawks' fifth-round pick (139th overall) in the 2012 NHL Draft.

Michal Rozsival

Signed as a free agent on Sept. 11, 2012.

David Rundblad

From ARI with Mathieu Brisebois for a second-round pick in the 2014 Draft on March 4, 2014.

Cameron Schilling

Signed as a free agent on July 2, 2015.

Brent Seabrook

Blackhawks' first-round pick (14th overall) in the 2003 NHL Draft.

Andrew Shaw

Blackhawks' fifth-round pick (139th overall) in the 2011 NHL Draft.

Viktor Svedberg

Signed as a free agent on Oct. 19, 2013.

Teuvo Teravainen

Blackhawks' first-round pick (18th overall) in the 2012 NHL Draft.

Viktor Tikhonov

Signed as a free agent on July 1, 2015.

Jonathan Toews

Blackhawks' first-round pick (third overall) in the 2006 NHL Draft.

Corey Tropp

From CBJ with Artem Anisimov Marko Dano, Jeremy Morin and a fourth-round selection in the 2014 NHL Draft for Brandon Saad, Alex Broadhurst and Michael Paliotta.

Nolan Valleau

Signed as a free agent on Aug. 18, 2015.

Trevor van Riemsdyk

Signed as a free agent on March 24, 2014.



CHICAGO BLACKHAWKS

2014-15 REVIEW

SCHEDULE AND RESULTS

2015 CUP
LEADERSHIP
PLAYERS
2014-15
OPPONENTS
TRADITION
RECORDS
PLAYOFFS
HISTORY
MINORS
NHL
MEDIA

GM	DATE	OPPONENT	RESULT	SCORE	RECORD	GOALIE	ATTENDANCE	GWG
1	10/09	@ Dallas	W (SO)	3-2	1-0-0	CRAWFORD	18,768	P. KANE
2	10/11	BUFFALO	W	6-2	2-0-0	CRAWFORD	22,012	P. KANE
3	10/15	CALGARY	L (OT)	2-1	2-0-1	CRAWFORD	21,112	M. Backlund
4	10/18	NASHVILLE	W (OT)	2-1	3-0-1	CRAWFORD	21,640	J. TOEWS
5	10/21	PHILADELPHIA	W	4-0	4-0-1	RAANTA	21,162	B. SAAD
6	10/23	@ Nashville	L	3-2	4-1-1	RAANTA	17,157	J. Neal
7	10/25	@ St. Louis	L	3-2	4-2-1	RAANTA	19,434	D. Jaskin
8	10/26	OTTAWA	W	2-1	5-2-1	DARLING	21,310	B. SEABROOK
9	10/28	ANAHEIM	L	1-0	5-3-1	DARLING	21,233	D. Smith-Pelly
10	10/30	@ Ottawa	W (SO)	5-4	6-3-1	DARLING	17,529	P. SHARP
11	11/01	@ Toronto	L	3-2	6-4-1	CRAWFORD	19,138	P. Holland
12	11/02	WINNIPEG	L	1-0	6-5-1	CRAWFORD	21,204	M. Frolik
13	11/04	@ Montreal	W	5-0	7-5-1	CRAWFORD	21,287	J. TOEWS
14	11/07	WASHINGTON	L	3-2	7-6-1	CRAWFORD	21,892	J. Ward
15	11/09	SAN JOSE	W	5-2	8-6-1	CRAWFORD	21,489	N. HJALMARSSON
16	11/11	TAMPA BAY	W (SO)	3-2	9-6-1	CRAWFORD	21,345	P. KANE
17	11/14	@ Detroit	L	4-1	9-7-1	CRAWFORD	20,027	J. Franzen
18	11/16	DALLAS	W	6-2	10-7-1	CRAWFORD	21,671	P. KANE
19	11/20	@ Calgary	W	4-3	11-7-1	CRAWFORD	19,289	P. KANE
20	11/22	@ Edmonton	W	7-1	12-7-1	CRAWFORD	16,839	M. KRUGER
21	11/23	@ Vancouver	L	4-1	12-8-1	CRAWFORD	18,663	J. Hansen
22	11/26	@ Colorado	W	3-2	13-8-1	CRAWFORD	18,007	B. BICKELL
23	11/28	@ Anaheim	W	4-1	14-8-1	CRAWFORD	17,355	A. SHAW
24	11/29	@ Los Angeles	W	4-1	15-8-1	CRAWFORD	18,471	B. RICHARDS
25	12/03	ST. LOUIS	W	4-1	16-8-1	RAANTA	21,514	K. VERSTEEG
26	12/05	MONTREAL	W	4-3	17-8-1	RAANTA	22,087	B. SAAD
27	12/06	@ Nashville	W	3-1	18-8-1	DARLING	17,212	M. HOSSA
28	12/09	@ New Jersey	W (SO)	3-2	19-8-1	DARLING	16,210	J. TOEWS
29	12/11	@ Boston	W	3-2	20-8-1	DARLING	17,565	P. KANE
30	12/13	@ NY Islanders	L	3-2	20-9-1	DARLING	16,170	L. Visnovsky
31	12/14	CALGARY	W	2-1	21-9-1	RAANTA	21,572	B. SAAD
32	12/16	MINNESOTA	W	5-3	22-9-1	RAANTA	21,472	P. KANE
33	12/20	@ Columbus	L (SO)	3-2	22-9-2	CRAWFORD	18,164	J. Johnson
34	12/21	TORONTO	W	4-0	23-9-2	RAANTA	22,131	D. RUNDBLAD
35	12/23	WINNIPEG	L	5-1	23-10-2	CRAWFORD (L)/RAANTA	22,095	B. Little
36	12/27	@ Colorado	W	5-2	24-10-2	CRAWFORD	18,085	B. SEABROOK
37	12/29	NASHVILLE	W (SO)	5-4	25-10-2	CRAWFORD	22,208	J. TOEWS
38	01/01	@ Washington*	L	3-2	25-11-2	CRAWFORD	42,832	T. Brouwer
39	01/04	DALLAS	W (OT)	5-4	26-11-2	CRAWFORD	21,884	P. SHARP
40	01/06	COLORADO	L	2-0	26-12-2	CRAWFORD	21,492	N. MacKinnon
41	01/08	@ Minnesota	W	4-2	27-12-2	CRAWFORD	19,060	B. BICKELL

* 2015 Winter Classic, played at Nationals Park in Washington, D.C.

SCHEDULE AND RESULTS

GM	DATE	OPPONENT	RESULT	SCORE	RECORD	GOALIE	ATTENDANCE	GWG	
42	01/09	@ Edmonton	L	5-2	27-13-2	RAANTA	16,839	J. Petry	2015 CUP
43	01/11	MINNESOTA	W	4-1	28-13-2	CRAWFORD	21,809	B. BICKELL	
44	01/16	WINNIPEG	L	4-2	28-14-2	CRAWFORD	22,051	C. Thorburn	
45	01/18	DALLAS	L	6-3	28-15-2	CRAWFORD	22,135	C. Eakin	
46	01/20	ARIZONA	W	6-1	29-15-2	RAANTA	21,427	A. SHAW	
47	01/21	@ Pittsburgh	W (SO)	3-2	30-15-2	CRAWFORD	18,655	J. TOEWS	LEADERSHIP
48	01/28	@ Los Angeles	L	4-3	30-16-2	CRAWFORD	18,525	J. Muzzin	
49	01/30	@ Anaheim	W	4-1	31-16-2	CRAWFORD	17,497	D. KEITH	PLAYERS
50	01/31	@ San Jose	L	2-0	31-17-2	RAANTA	17,562	M. Karlsson	
51	02/03	@ Minnesota	L	3-0	31-18-2	CRAWFORD	19,104	M. Koivu	2014-15
52	02/06	@ Winnipeg	W (OT)	2-1	32-18-2	CRAWFORD	15,016	B. SAAD	
53	02/08	@ St. Louis	W	4-2	33-18-2	CRAWFORD	19,657	M. HOSSA	
54	02/09	ARIZONA	L (SO)	3-2	33-18-3	RAANTA	21,337	A. Vermette	
55	02/11	VANCOUVER	L (OT)	5-4	33-18-4	CRAWFORD	21,346	D. Sedin	
56	02/13	NEW JERSEY	W	3-1	34-18-4	CRAWFORD	22,186	J. TOEWS	OPPONENTS
57	02/15	PITTSBURGH	W (SO)	2-1	35-18-4	CRAWFORD	22,169	P. SHARP	
58	02/18	DETROIT	L (SO)	3-2	35-18-5	CRAWFORD	22,112	T. Tatar	TRADITION
59	02/20	COLORADO	L	4-1	35-19-5	CRAWFORD	22,103	G. Landeskog	
60	02/22	BOSTON	L	6-2	35-20-5	CRAWFORD (L)/RAANTA	22,104	M. Lucic	
61	02/24	FLORIDA	W (SO)	3-2	36-20-5	DARLING	21,526	J. TOEWS	
62	02/26	@ Florida	W	3-0	37-20-5	CRAWFORD	17,387	T. TERAVAINEN	
63	02/27	@ Tampa Bay	L	4-0	37-21-5	DARLING	19,204	B. Boyle	RECORDS
64	03/02	CAROLINA	W	5-2	38-21-5	CRAWFORD	21,641	B. SAAD	
65	03/06	EDMONTON	W (SO)	2-1	39-21-5	CRAWFORD	22,017	A. VERMETTE	PLAYOFFS
66	03/08	NY RANGERS	L (OT)	1-0	39-21-6	CRAWFORD	22,160	D. Brassard	
67	03/12	@ Arizona	W	2-1	40-21-6	CRAWFORD	17,534	B. RICHARDS	HISTORY
68	03/14	@ San Jose	W	6-2	41-21-6	CRAWFORD	17,562	B. SAAD	
69	03/17	NY ISLANDERS	W	4-1	42-21-6	CRAWFORD	22,080	J. TOEWS	MINORS
70	03/18	@ NY Rangers	W	1-0	43-21-6	DARLING	18,006	B. RICHARDS	
71	03/21	@ Dallas	L	4-0	43-22-6	CRAWFORD	18,532	P. Eaves	NHL
72	03/23	@ Carolina	W	3-1	44-22-6	CRAWFORD	13,786	P. SHARP	
73	03/25	@ Philadelphia	L	4-1	44-23-6	CRAWFORD	19,831	R. White	MEDIA
74	03/27	COLUMBUS	L	5-2	44-24-6	CRAWFORD (L)/DARLING	22,187	K. Connauton	
75	03/29	@ Winnipeg	W	4-3	45-24-6	CRAWFORD	15,016	J. TOEWS	
76	03/30	LOS ANGELES	W	4-1	46-24-6	DARLING	21,848	D. KEITH	
77	04/02	VANCOUVER	W	3-1	47-24-6	CRAWFORD	21,901	J. TOEWS	
78	04/03	@ Buffalo	W	4-3	48-24-6	DARLING	19,070	J. TOEWS	
79	04/05	ST. LOUIS	L	2-1	48-25-6	CRAWFORD	22,017	O. Jokinen	
80	04/07	MINNESOTA	L	2-1	48-26-6	CRAWFORD	21,851	J. Zucker	
81	04/09	@ St. Louis	L	2-1	48-27-6	CRAWFORD	19,751	P. Stastny	
82	04/11	@ Colorado	L	3-2	48-28-6	DARLING	18,049	J. Iginla	

FINAL TEAM SCORING

2015 CUP	LEADERSHIP	PLAYERS	2014-15	OPPONENTS	TRADITION	RECORDS	PLAYOFFS	HISTORY	MINORS	NHL	MEDIA
----------	------------	---------	---------	-----------	-----------	---------	----------	---------	--------	-----	-------

PLAYER	POS	GP	G	A	P	+/-	PIM	PP	SH	GW	OT	S	%	TOI/G
Jonathan Toews	C	81	28	38	66	+30	36	6	2	7	1	192	14.6	19:33
Patrick Kane	R	61	27	37	64	+10	10	6	0	5	0	186	14.5	19:51
Marian Hossa	R	82	22	39	61	+17	32	6	1	2	0	247	8.9	18:33
Brandon Saad	L	82	23	29	52	+7	12	2	0	6	1	203	11.3	17:15
Duncan Keith	D	80	10	35	45	+12	20	3	0	2	0	171	5.8	25:33
Patrick Sharp	L	68	16	27	43	-8	33	8	0	2	1	230	7.0	16:48
Brad Richards	C	76	12	25	37	+3	12	2	0	3	0	199	6.0	14:53
Kris Versteeg	L	61	14	20	34	+11	35	2	0	1	0	134	10.4	15:50
Brent Seabrook	D	82	8	23	31	-3	27	4	0	2	0	181	4.4	22:10
Bryan Bickell	L	80	14	14	28	+5	38	1	0	3	0	113	12.4	12:04
Andrew Shaw	C	79	15	11	26	-8	67	5	0	2	0	146	10.3	14:56
Niklas Hjalmarsson	D	82	3	16	19	+25	44	0	0	1	0	97	3.1	21:53
Marcus Kruger	C	81	7	10	17	-5	32	0	0	1	0	126	5.6	13:05
David Rundblad	D	49	3	11	14	+17	12	0	0	1	0	58	5.2	12:47
Michal Rozsival	D	65	1	12	13	+0	22	0	0	0	0	56	1.8	17:00
Johnny Oduya	D	76	2	8	10	+5	26	0	0	0	0	76	2.6	20:17
Ben Smith	R	61	5	4	9	-1	2	0	0	0	0	77	6.5	13:35
Teuvo Teravainen	C	34	4	5	9	+4	2	0	0	1	0	66	6.1	12:47
Daniel Carcillo	L	39	4	4	8	+3	54	0	0	0	0	42	9.5	8:11
Joakim Nordstrom	L	38	0	3	3	-5	4	0	0	0	0	42	0.0	10:58
Antoine Vermette	C	19	0	3	3	-2	6	0	0	0	0	24	0.0	14:03
Adam Clendening	D	4	1	1	2	+1	2	1	0	0	0	2	50.0	13:10
Andrew Desjardins	C	13	0	2	2	+1	7	0	0	0	0	16	0.0	11:59
Klas Dahlbeck	D	4	1	0	1	-1	2	0	0	0	0	4	25.0	10:23
Trevor van Riemsdyk	D	18	0	1	1	+0	2	0	0	0	0	21	0.0	13:32
Peter Regin	C	4	0	1	1	+1	0	0	0	0	0	3	0.0	8:20
Michael Paliotta	D	1	0	1	1	+0	0	0	0	0	0	2	0.0	12:45
Kimmo Timonen	D	16	0	0	0	-3	2	0	0	0	0	10	0.0	11:58
Jeremy Morin	L	15	0	0	0	+0	15	0	0	0	0	28	0.0	7:44
Kyle Cumiskey	D	7	0	0	0	-1	0	0	0	0	0	5	0.0	13:17
Tim Erixon	D	8	0	0	0	+1	4	0	0	0	0	6	0.0	9:59
Ryan Hartman	R	5	0	0	0	-1	2	0	0	0	0	8	0.0	8:17
Kyle Baun	R	3	0	0	0	-1	0	0	0	0	0	4	0.0	12:32
Phillip Danault	C	2	0	0	0	+0	0	0	0	0	0	2	0.0	9:30
GOALTENDER	GP	MINS	GAA	W	L	OT	SO	SA	GA	SV %	G	A	PIM	
Corey Crawford	57	3,333	2.27	32	20	5	2	1,661	126	.924	0	1	8	
Scott Darling	14	833	1.94	9	4	0	1	419	27	.936	0	0	0	
Antti Raanta	14	792	1.89	7	4	1	2	389	25	.936	0	0	0	

HOME/ROAD SCORING

PLAYER	HOME				
	GP	G	A	P	+/-
Jonathan Toews	41	17	27	44	20
Patrick Kane	32	12	20	32	10
Marian Hossa	41	14	17	31	13
Brandon Saad	41	13	13	26	5
Duncan Keith	40	4	19	23	4
Patrick Sharp	35	3	16	19	-5
Kris Versteeg	31	9	9	18	7
Brad Richards	38	4	14	18	-2
Bryan Bickell	40	8	8	16	4
Brent Seabrook	41	5	11	16	-8
Niklas Hjalmarsson	41	3	10	13	18
Andrew Shaw	41	5	5	10	-4
Marcus Kruger	41	4	4	8	-6
Johnny Oduya	37	2	5	7	7
Michal Rozsival	32	1	6	7	3
David Rundblad	27	2	3	5	10
Teuvo Teravainen	15	3	1	4	1
Ben Smith	30	2	1	3	-4
Daniel Carcillo	19	1	0	1	0
Joakim Nordstrom	14	0	1	1	-4
Trevor van Riemsdyk	11	0	1	1	0
Andrew Desjardins	6	0	1	1	2
Peter Regin	3	0	1	1	1
Antoine Vermette	9	0	0	0	-3
Jeremy Morin	9	0	0	0	1
Kimmo Timonen	8	0	0	0	-1
Ryan Hartman	5	0	0	0	-1
Tim Erixon	4	0	0	0	0
Kyle Cumiskey	5	0	0	0	-1
Kyle Baun	1	0	0	0	0

GOALTENDER	GP	MINS	W-L-OT	GAA	SO
Corey Crawford	29	1,644:54	14-11-4	2.48	0
Antti Raanta	10	555:50	7-0-1	1.51	2
Scott Darling	5	284:44	3-1-0	1.05	0

PLAYER	ROAD				
	GP	G	A	P	+/-
Patrick Kane	29	15	17	32	0
Marian Hossa	41	8	22	30	4
Brandon Saad	41	10	16	26	2
Patrick Sharp	33	13	11	24	-3
Jonathan Toews	40	11	11	22	10
Duncan Keith	40	6	16	22	8
Brad Richards	38	8	11	19	5
Andrew Shaw	38	10	6	16	-4
Kris Versteeg	30	5	11	16	4
Brent Seabrook	41	3	12	15	5
Bryan Bickell	40	6	6	12	1
Marcus Kruger	40	3	6	9	1
David Rundblad	22	1	8	9	7
Daniel Carcillo	20	3	4	7	3
Ben Smith	31	3	3	6	3
Niklas Hjalmarsson	41	0	6	6	7
Michal Rozsival	33	0	6	6	-3
Teuvo Teravainen	19	1	4	5	3
Johnny Oduya	39	0	3	3	-2
Antoine Vermette	10	0	3	3	1
Adam Clendening	4	1	1	2	1
Joakim Nordstrom	24	0	2	2	-1
Klas Dahlbeck	4	1	0	1	-1
Andrew Desjardins	7	0	1	1	-1
Michael Paliotta	1	0	1	1	0
Kimmo Timonen	8	0	0	0	-2
Trevor van Riemsdyk	7	0	0	0	0
Jeremy Morin	6	0	0	0	-1
Tim Erixon	4	0	0	0	1
Phillip Danault	2	0	0	0	0
Kyle Cumiskey	2	0	0	0	0
Kyle Baun	2	0	0	0	-1
Peter Regin	1	0	0	0	0

GOALTENDER	GP	MINS	W-L-OT	GAA	SO
Corey Crawford	28	1,687:38	18-9-1	2.06	2
Scott Darling	9	547:47	6-3-0	2.41	1
Antti Raanta	4	236:21	0-4-0	2.79	0

2015 CUP
LEADERSHIP
PLAYERS
2014-15
OPPONENTS
TRADITION
RECORDS
PLAYOFFS
HISTORY
MINORS
NHL
MEDIA

REGULAR-SEASON GAME SUMMARIES



BLACKHAWKS 3, Stars 2 (SO) - American Airlines Center (10/09/14)

The Blackhawks began their 2014 campaign with a 3-2 shootout win over the Central Division rival Dallas Stars. **DUNCAN KEITH** and **PATRICK SHARP** netted regulation goals for Chicago, and **PATRICK KANE** notched the game-winner in the shootout. Trevor Daley and Cody Eakin dented the net for the home team. **COREY CRAWFORD** stopped 24 of 26 shots, while Stars netminder Kari Lehtonen turned aside 32 of 34 shots. The Blackhawks went 1-for-5 with the man advantage. Dallas was 1-for-6 on the power play.

BLACKHAWKS 6, Sabres 2 - United Center (10/11/14)

The Blackhawks scored four third-period goals to defeat the Buffalo Sabres in the team's home opener. **ANDREW SHAW**, **DUNCAN KEITH**, **PATRICK KANE**, **MARIAN HOSSA** (SHG), **PATRICK SHARP** (PPG) and **DANIEL CARCILLO** all netted goals for Chicago. **BRANDON SAAD** tallied a career-high three assist in the win. Zemgus Girgensons and Tyler Ennis recorded goals in a losing effort. **COREY CRAWFORD** stopped 21 of 23 shots, while Jhonas Enroth stopped 41 of 47 for Buffalo. The Blackhawks went 1-for-4 with the man advantage. The Sabres were blanked on all four power play opportunities.

Flames 2, BLACKHAWKS 1 (OT) - United Center (10/15/14)

The Blackhawks outshot Calgary 50-18 in their first losing effort of the season. Dennis Wideman scored Calgary's regulation goal while Mikael Backlund potted the game-winner in overtime for the visitors. **ANDREW SHAW** scored the lone Chicago goal. Jonas Hiller turned away 49 of Chicago's 50 shots. **COREY CRAWFORD** stopped 16 of 18 Calgary shots. The Blackhawks went 1-for-7 with the man advantage. The Flames were blanked on their lone power-play opportunity.

BLACKHAWKS 2, Predators 1 (OT) - United Center (10/18/14)

The Blackhawks defeated the Predators 2-1 in overtime as **JONATHAN TOEWS** netted the shorthanded game-winner in overtime to get Chicago back in the win column. **JOHNNY ODUYA** notched the other Chicago goal. Shea Weber scored the lone Nashville goal. **COREY CRAWFORD** turned away 19 of 20 Nashville shots, while Carter Hutton stopped 35 of 37 shots for the visitors. The Blackhawks went 0-for-5 with the man advantage. The Predators went 1-for-4 on the power play.

BLACKHAWKS 4, Flyers 0 – United Center (10/21/14)

The Blackhawks recorded their first shutout of the season, blanking the Philadelphia Flyers 4-0. **BRANDON SAAD**, **PATRICK KANE** (2 PPG) and **BRYAN BICKELL** all tallied in the win. **ANTTI RAANTA** turned aside all 32 shots he faced for his second career shutout. Steve Mason allowed four goals on 43 Chicago shots. The Blackhawks converted 2 of 4 power-play opportunities. The Flyers went 0-for-2 with the man advantage.

Predators 3, BLACKHAWKS 2 – Bridgestone Arena (10/23/14)

The Blackhawks recorded their first regulation loss of the season with a 3-2 result in Nashville. The Predators were led by James Neal's hat trick. **BEN SMITH** and **ANDREW SHAW** tallied for Chicago. **ANTTI RAANTA** allowed 3 goals on 27 shots, while Pekka Rinne turned away 30 of 32 shots for Nashville. The Blackhawks were blanked on their lone power-play opportunity. The Predators went 0-for-2 with the man advantage.

Blues 3, BLACKHAWKS 2 – Scottrade Center (10/25/14)

The Blackhawks dropped their second straight road game with a 3-2 loss in St. Louis. **PATRICK SHARP** (PPG) and **KRIS VERSTEEG** netted the goals for Chicago. Jaden Schwartz, Ryan Reaves and Dmitrij Jaskin scored for St. Louis. **ANTTI RAANTA** allowed 3 goals on 31 shots. Brian Elliott turned away 22 of 24 shots for St. Louis. The Blackhawks went 1-for-3 with the man advantage. The Blues were blanked on all three power-play opportunities.

BLACKHAWKS 2, Senators 1 – United Center (10/26/14)

A 32-save effort from rookie goaltender **SCOTT DARLING** gave the Blackhawks a 2-1 victory over Ottawa. **JONATHAN TOEWS** and **BRENT SEABROOK** (PPG) tallied for Chicago. Milan Michalek scored the lone goal for the visitors. Darling became the first netminder to win his NHL debut at the United Center. Craig Anderson stopped 43 of 45 shots for Ottawa. Chicago converted 1 of 6 power-play opportunities. The Senators went 0-for-3 with the man advantage.

Ducks 1, BLACKHAWKS 0 – United Center (10/28/14)

The Blackhawks were shut out for the first time in the 2014-15 season, falling 1-0 in the first of three meetings with Anaheim. Devante Smith-Pelly notched the game's lone goal (SH). **SCOTT DARLING** stopped 24 of 25 shots, while John Gibson turned aside all 38 shots he faced for the Ducks. Chicago went 0-for-3 on the power play. Anaheim was 0-for-1 with the man advantage.

BLACKHAWKS 5, Senators 4 (SO) – Canadian Tire Centre (10/30/14)

The Blackhawks closed out the month with a 5-4 shootout win over the Senators in Ottawa. **MARIAN HOSSA** posted his 1,000th career point (1G) in his 1,100th NHL game against the team that originally drafted him. Hossa became just the fifth player to accomplish the feat in a Blackhawks uniform, and first in over 23 years. **JONATHAN TOEWS** (2) and **KRIS VERSTEEG** tallied the other regulation goals for Chicago, while **PATRICK SHARP** notched the shootout winner. **SCOTT DARLING** stopped 28 of 32 shots. Craig Anderson allowed 4 goals on 39 shots. Chicago went 0-for-5 on power play. Ottawa went 1-for-6 with the man advantage.

Maple Leafs 3, BLACKHAWKS 2 – Air Canada Centre (11/01/14)

The Blackhawks dropped a 3-2 decision to the Maple Leafs in Toronto. **BRAD RICHARDS** opened the scoring for Chicago with his first goal in a Blackhawks sweater, and **BRENT SEABROOK** tallied as well. Peter Holland notched the third-period game-winner, and Nazem Kadri and James van Riemsdyk potted the other Toronto goals. **COREY CRAWFORD** allowed three goals on 27 shots, while James Reimer turned aside 45 of 47 shots for Toronto. Toronto was blanked on all three power-play opportunities. Chicago went 2-for-4 with the man advantage.

Jets 1, BLACKHAWKS 0 – United Center (11/02/14)

The Blackhawks were blanked for the second time in four games, dropping a 1-0 decision against Winnipeg. Michael Frolik's goal 20 seconds into the first period was the game's lone tally. **COREY CRAWFORD** turned aside 26 of 27 shots for Chicago. Michael Hutchinson earned his first career shutout by stopping all 33 shots he faced. Chicago went 0-for-2 on the power play. Winnipeg finished 0-for-2 with the man advantage.

BLACKHAWKS 5, Canadiens 0 – Bell Centre (11/04/14)

The Blackhawks recorded their second shutout of the season, blanking the Canadiens 5-0. **COREY CRAWFORD** made 28 saves to pick up the shutout in his hometown of Montreal, where Chicago had not won since 2002. **JONATHAN TOEWS**, **MARCUS KRUGER**, **BRAD RICHARDS**, **PATRICK KANE**, and **KRIS VERSTEEG** all denied the net for Chicago. Carey Price allowed five goals on 32 shots for Montreal. Chicago went 1-for-4 on the power play, while the Canadiens came up empty on four chances with the man advantage.

2015 CUP	LEADERSHIP	PLAYERS	2014-15	OPPONENTS	TRADITION	RECORDS	PLAYOFFS	HISTORY	MINORS	NHL	MEDIA
----------	------------	---------	---------	-----------	-----------	---------	----------	---------	--------	-----	-------

REGULAR-SEASON GAME SUMMARIES

2015 CUP	LEADERSHIP	PLAYERS	2014-15	OPPONENTS	TRADITION	RECORDS	PLAYOFFS	HISTORY	MINORS	NHL	MEDIA
----------	------------	---------	---------	-----------	-----------	---------	----------	---------	--------	-----	-------

Capitals 3, **BLACKHAWKS 2** - United Center (11/07/14)

The Blackhawks dropped their third straight home game with a 3-2 loss to the Capitals. Andre Burakovsky and Marcus Johansson scored for the visitors, and Joel Ward's goal in the last 5 minutes of the second period proved to be the difference for Washington. **BRANDON SAAD** and **DUNCAN KEITH** dented the net for Chicago. **COREY CRAWFORD** allowed three goals on 24 shots. Braden Holtby turned aside 38 of 40 shots for the Capitals. Chicago went 1-for-3 with the man advantage. Washington was blanked on their lone power-play opportunity.

BLACKHAWKS 5, Sharks 2 - United Center (11/09/14)

The Blackhawks recorded a decisive 5-2 win over San Jose. **KRIS VERSTEEG**, **BRENT SEABROOK**, **NIKLAS HJALMARSSON**, **BRYAN BICKELL** and **JONATHAN TOEWS** all lit the lamp for Chicago. Joe Pavelski notched both San Jose goals. **COREY CRAWFORD** stopped 32 of 34 shots for the Blackhawks. Antti Niemi allowed 5 goals on 37 shots. Chicago went 0-for-2 with the man advantage. San Jose was 1-for-3 on the power play.

BLACKHAWKS 3, Lightning 2 (SO) - United Center (11/11/14)

The Blackhawks notched a 3-2 shootout victory over the Lightning at the United Center. **PATRICK KANE** scored the shootout winner to give Chicago their second straight win. **BRAD RICHARDS** and **MARCUS KRUGER** notched regulation goals for Chicago. Nikita Kucherov and Cedric Paquette netted the goals for Tampa Bay. **COREY CRAWFORD** turned aside 25 of 27 shots for Chicago. Ben Bishop allowed 2 goals on 39 shots. Chicago finished 0-for-6 on the power play. Tampa Bay went 0-for-3 with the man advantage.

Red Wings 4, **BLACKHAWKS 1** - Joe Louis Arena (11/14/14)

The Blackhawks allowed four goals in their loss to the Red Wings in Detroit. Luke Glendening, Johan Franzen, Tomas Tatar and Brendan Smith (EN) all tallied for Detroit. **PATRICK KANE** accounted for the lone Chicago tally. **COREY CRAWFORD** allowed 3 goals on 36 shots. Jimmy Howard turned aside 25 of 26 shots for the Red Wings. The Blackhawks finished 1-for-4 with the man advantage. Detroit went 0-for-3 on the power play.

BLACKHAWKS 6, Stars 2 - United Center (11/16/14)

The Blackhawks scored four third-period goals to earn a 6-2 win over the Stars. **DUNCAN KEITH**, **BRENT SEABROOK**, **PATRICK KANE**, **JONATHAN TOEWS**, **KRIS VERSTEEG** and **BRANDON SAAD** all tallied for Chicago. Curtis McKenzie and Shawn Horcoff scored for Dallas. **COREY CRAWFORD** turned aside 22 of 24 shots for Chicago. Kari Lehtonen allowed 6 goals on 47 shots. The Blackhawks went 1-for-4 on the man advantage. The Stars were blanked on their lone power-play opportunity. **BRAD RICHARDS** played his 1,000th career NHL game, notching two assists in the tilt.

BLACKHAWKS 4, Flames 3 - Scotiabank Saddledome (11/20/14)

The Blackhawks opened their annual Circus Trip with a 4-3 win over the Flames in Calgary. **ADAM CLENENING** opened the scoring, notching his first career NHL goal on his first career shot. **DANIEL CARCILLO**, **BRENT SEABROOK**, and **PATRICK KANE** also lit the lamp for Chicago. Paul Byron, Dennis Wideman and Sean Monahan dented the net for Calgary. **COREY CRAWFORD** turned aside 24 of 27 shots. Jonas Hiller allowed 4 goals on 22 shots. The Flames converted 2 of 6 power plays, while Chicago went 1-for-2 with the man advantage.

BLACKHAWKS 7, Oilers 1 - Rexall Place (11/22/14)

The Blackhawks set a season high in goals with a 7-1 rout of the Oilers in Edmonton. **MARIAN HOSSA** led Chicago with four points (1G, 3A) in the contest. **JONATHAN TOEWS** (2G), **MARCUS KRUGER**, **KRIS VERSTEEG**, **DUNCAN KEITH**, and **PATRICK KANE** also dented the net for Chicago. David Perron tallied the lone Edmonton goal. **COREY CRAWFORD** turned aside 24 of 25 shots. Ben Scrivens allowed 5 goals on 13 shots and was credited with the loss, while Viktor Fasth allowed 2 goals on 17 shots in a relief effort. Chicago went 2-for-7 with the man advantage. Edmonton was blanked on both of their power-play opportunities.

Canucks 4, **BLACKHAWKS 1** - Rogers Arena (11/23/14)

The Blackhawks saw their three-game winning streak come to an end with the 4-1 loss in Vancouver. Jannik Hansen registered his first career hat trick in the win. Radim Vrbata tallied the other Vancouver goal. **KRIS VERSTEEG** tallied the lone Chicago goal. **COREY CRAWFORD** allowed 3 goals on 29 shots, while Ryan Miller turned aside 24 of 25 shots. Chicago went 1-for-4 on the power play. Vancouver was blanked on both attempts with the man advantage.

BLACKHAWKS 3, Avalanche 2 - Pepsi Center (11/26/14)

The Blackhawks earned a 3-2 victory over the Avalanche in Colorado. **PATRICK KANE** led Chicago with three assists, while **JONATHAN TOEWS**, **ANDREW SHAW** and **BRYAN BICKELL** all scored for the Blackhawks. **COREY CRAWFORD** turned aside 27 of 29 shots. Calvin Pickard allowed 3 goals on 45 shots. The Blackhawks went 2-for-6 with the man advantage. The Avalanche went 0-for-2 on the power play.

BLACKHAWKS 4, Ducks 1 - Honda Center (11/28/14)

Led by a pair of goals by **PATRICK KANE**, the Blackhawks downed the Ducks 4-1 in Anaheim. **ANDREW SHAW** and **BRAD RICHARDS** notched the other Chicago goals. Hampus Lindholm netted the lone goal for Anaheim. **COREY CRAWFORD** turned aside 23 of the 24 shots he faced. Frederik Andersen allowed 3 goals on 37 shots. The Blackhawks went 0-for-5 with the man advantage. The Ducks were blanked on both power-play opportunities.

**BLACKHAWKS 4, Kings 1 – STAPLES Center (11/29/14)**

The Blackhawks closed out their Circus Trip with a 5-1-0 record after posting a 4-1 win over the Kings. **DANIEL CARCILLO**, **BRAD RICHARDS** (2G) and **BRANDON SAAD** all lit the lamp for Chicago. Jordan Nolan tallied the lone Kings goal. **COREY CRAWFORD** stopped 19 of 20 shots for Chicago. Jonathan Quick allowed 3 goals on 24 shots. Chicago went 0-for-2 on the power play. Los Angeles went 0-for-3 with the man advantage.

BLACKHAWKS 4, Blues 1 – United Center (12/03/14)

The Blackhawks extended their win streak to four games with a 4-1 victory over the Blues. **PATRICK KANE** (2G), **MARCUS KRUGER** and **KRIS VERSTEEG** dented the net for Chicago. Ian Cole notched the lone St. Louis goal. **ANTTI RAANTA** turned aside 40 of 41 shots. Jake Allen allowed 4 goals on 33 shots for the Blues. Chicago went 0-for-3 on the man advantage. St. Louis went blanked on all six power-play opportunities.

BLACKHAWKS 4, Canadiens 3 – United Center (12/05/14)

The Blackhawks topped the Montreal Canadiens 4-3 after **BRANDON SAAD** scored the game-winner with 27 seconds remaining in regulation. **MICHAŁ ROZSIWAŁ**, **BEN SMITH** and **JONATHAN TOEWS** also tallied for Chicago. Brendan Gallagher, Sergei Gonchar and P.K. Subban netted goals for Montreal. **ANTTI RAANTA** stopped 38 of 41 shots for Chicago. Carey Price allowed 4 goals on 36 shots for the Canadiens. Chicago went 1-for-5 on power play. Montreal went 1-for-3 with the man advantage.

BLACKHAWKS 3, Predators 1 – Bridgestone Arena (12/06/14)

The Blackhawks notched a 3-1 victory over the Predators in Nashville. **MARIAN HOSSA** netted a pair of goals, including the game-winner, while **BRANDON SAAD** scored Chicago's other goal. Colin Wilson was the lone goal scorer for Nashville. **SCOTT DARLING** turned aside 32 of 33 shots for Chicago. Pekka Rinne allowed 2 goals on 30 shots for Nashville. The Blackhawks went 0-for-2 with the man advantage. The Predators were blanked on their lone power-play opportunity.

BLACKHAWKS 3, Devils 2 (SO) – Prudential Center (12/09/14)

The Blackhawks defeated the New Jersey Devils 3-2 in a shootout victory. **JONATHAN TOEWS** notched the game-deciding goal in the shootout. **BRYAN BICKELL** and **DUNCAN KEITH** tallied for Chicago in regulation. **SCOTT DARLING** stopped 22 of 24 shots for Chicago. Keith Kinkaid turned aside 37 of 39 shots for New Jersey. The Blackhawks went 0-for-3 with the man advantage. The Devils were blanked on their lone power-play opportunity.

BLACKHAWKS 3, Bruins 2 – TD Garden (12/11/14)

The Blackhawks extended their season-long win streak to eight games with a 3-2 victory over the Boston Bruins. **KLAS DAHLBECK** notched his first career tally; **BEN SMITH** and **PATRICK KANE** also scored for Chicago. Reilly Smith and Torey Krug dented the net for Boston. **SCOTT DARLING** stopped 32 of 34 shots, while Tuukka Rask allowed 3 goals on 21 shots for Boston. Chicago went 0-for-4 on the power play. The Bruins went 0-for-2 with the man advantage.

2015 CUP

LEADERSHIP

PLAYERS

2014-15

OPPONENTS

TRADITION

RECORDS

PLAYOFFS

HISTORY

MINORS

NHL

MEDIA

REGULAR-SEASON GAME SUMMARIES

2015 CUP	LEADERSHIP	PLAYERS	2014-15	OPPONENTS	TRADITION	RECORDS	PLAYOFFS	HISTORY	MINORS	NHL	MEDIA
----------	------------	---------	---------	-----------	-----------	---------	----------	---------	--------	-----	-------

Islanders 3, **BLACKHAWKS 2** - Nassau Coliseum (12/13/14)

The Blackhawks saw their eight-game win streak snapped by the Islanders in a 3-2 loss on Long Island. **DANIEL CARCILLO** and **PATRICK KANE** tallied for Chicago. Cal Clutterbuck, Kyle Okposo and Lubomir Visnovsky dented the net for New York. **SCOTT DARLING** allowed 3 goals on 41 shots for Chicago. Jaroslav Halak turned aside 23 of 25 shots for the Islanders. The Blackhawks were blanked on their lone power-play opportunity. The Islanders went 1-for-3 with the man advantage.

BLACKHAWKS 2, Flames 1 - United Center (12/14/14)

The Blackhawks got back in the win column with a 2-1 victory over the Flames at the United Center. **PATRICK SHARP** and **BRANDON SAAD** lit the lamp for Chicago. Jiri Hudler scored the lone goal for Calgary. **ANTTI RAANTA** turned aside 23 of 24 shots for Chicago. Jonas Hiller allowed 2 goals on 28 shots. The Blackhawks went 1-for-2 with the man advantage. The Flames went 0-for-3 on the power play.

BLACKHAWKS 5, Wild 3 - United Center (12/16/14)

The Blackhawks scored twice in the final 5 minutes of regulation to beat the Wild 5-3 at the United Center. **BRENT SEABROOK**, **JONATHAN TOEWS** and **PATRICK KANE** each had a goal and two assists in the contest, while **MARIAN HOSSA** and **BEN SMITH** also lit the lamp for Chicago. Thomas Vanek, Nino Niederreiter and Marco Scandella dented the net for the Wild. **ANTTI RAANTA** turned aside 26 of 29 shots for Chicago. Niklas Backstrom allowed 4 goals on 38 shots. The Blackhawks went 1-for-3 with the man advantage. Minnesota was blanked on all three power-play opportunities.

Blue Jackets 3, **BLACKHAWKS 2** (SO) - Nationwide Arena (12/20/14)

The Blackhawks fell 3-2 to the Blue Jackets in Columbus in a nine-round shootout. **PATRICK SHARP** and **BEN SMITH** each netted goals for the Blackhawks. Jack Skille and Kevin Connauton tallied in regulation for the home team, while Jack Johnson potted the shootout winner. **COREY CRAWFORD** allowed 2 goals on 19 shots. Sergei Bobrovsky turned aside 39 of 41 shots for Columbus. Chicago went 0-for-4 on the power play. The Blue Jackets went 0-for-2 with the man advantage.

BLACKHAWKS 4, Maple Leafs 0 - United Center (12/21/14)

The Blackhawks recorded their third shutout of the season, blanking the Toronto Maple Leafs 4-0. **DAVID RUNDBLAD**, **KRIS VERSTEEG**, **PATRICK KANE** and **JONATHAN TOEWS** dented the net for Chicago. **ANTTI RAANTA** stopped all 31 shots he faced. James Reimer allowed 4 goals on 34 shots. Chicago went 1-for-2 with the man advantage. Toronto went 0-for-2 on the power play.

Jets 5, **BLACKHAWKS 1** - United Center (12/23/14)

The Blackhawks fell 5-1 to the Jets at the United Center. **MARIAN HOSSA** netted the lone Chicago goal. Mathieu Perreault (2G), Bryan Little, Anthony Peluso and Blake Wheeler dented the net for Winnipeg. **COREY CRAWFORD** allowed 3 goals on 13 shots, while **ANTTI RAANTA** allowed 1 goal on 12 shots in relief. Michael Hutchinson turned aside 38 of 39 shots for Winnipeg. The Blackhawks went 0-for-2 with man advantage. Winnipeg went 1-for-2 on the power play.

BLACKHAWKS 3, Avalanche 2 - Pepsi Center (12/27/14)

The Blackhawks notched a 5-2 win over Colorado at Pepsi Center. **PATRICK KANE** led Chicago with three points (2G, 1A). **BRANDON SAAD**, **BRENT SEABROOK** and **PATRICK SHARP** also tallied for the visitors. Nathan MacKinnon and Erik Johnson scored for Colorado. **COREY CRAWFORD** turned aside 23 of 25 shots for Chicago. Calvin Pickard allowed 4 goals on 32 shots. The Blackhawks went 2-for-4 with the man advantage. Colorado went 0-for-3 on the power play.

BLACKHAWKS 5, Predators 4 (SO) - United Center (12/29/14)

The Blackhawks erased a three-goal deficit to earn a 5-4 shootout victory over the Predators. **BRAD RICHARDS**, **ANDREW SHAW**, **MARIAN HOSSA** and **BRYAN BICKELL** tallied for Chicago. **JONATHAN TOEWS** potted the game-deciding shootout goal, and **DUNCAN KEITH** led the team with three points (3A). Roman Josi, Craig Smith and James Neal (2G) scored for Nashville. **COREY CRAWFORD** turned aside 36 of 40 shots, while Pekka Rinne allowed 4 goals on 42 shots for the visitors. The Blackhawks and Predators both went 1-for-5 with the man advantage.

Capitals 3, **BLACKHAWKS 2** - Nationals Park (01/01/15)

The Blackhawks fell 3-2 to the Washington Capitals in the 2015 Bridgestone NHL Winter Classic. **PATRICK SHARP** and **BRANDON SAAD** dented the net for Chicago, and **JONATHAN TOEWS** (1A) became the NHL's all-time leading point-getter in outdoor games with five points in three tilts. Eric Fehr, Alex Ovechkin and Troy Brouwer tallied for Washington. **COREY CRAWFORD** allowed three goals on 35 shots, while Braden Holtby turned aside 33 of 35 shots for the Caps. Chicago went 1-for-6 on the power play. Washington went 1-for-4 with the man advantage.

BLACKHAWKS 5, Stars 4 (OT) - United Center (01/04/15)

The Blackhawks posted a 5-4 win over the Stars on a **PATRICK SHARP** overtime goal. **BRANDON SAAD**, **PATRICK KANE**, **BRYAN BICKELL** and **BRAD RICHARDS** netted Chicago's regulation goals. Jamie Benn, Jordie Benn and Erik Cole (2G) tallied for Dallas. **COREY CRAWFORD** stopped 30 of 34 shots he faced. Kari Lehtonen allowed five goals on 38 shots. Chicago went 1-for-3 with the man advantage. Dallas did not have a power-play opportunity.



2015 CUP

LEADERSHIP

PLAYERS

2014-15

OPPONENTS

TRADITION

RECORDS

PLAYOFFS

HISTORY

MINORS

NHL

MEDIA

REGULAR-SEASON GAME SUMMARIES



Avalanche 2, **BLACKHAWKS 0** - United Center (01/06/15)

The Blackhawks recorded a season high 54 shots, but were blanked for the third time during the season. Nathan McKinnon and Maxime Talbot tallied for Colorado, while Semyon Varlamov turned aside all 54 shots he faced. **COREY CRAWFORD** stopped 22 of 24 shots for the Blackhawks. Chicago went 0-for-2 on the power play. Colorado was 0-for-2 with the man advantage.

BLACKHAWKS 4, Wild 2 - Xcel Energy Center (01/08/15)

The Blackhawks closed out the first half of the regular season with a 4-2 win over the Wild. **BRYAN BICKELL** led Chicago with a pair of goals, and **PATRICK SHARP** and **PATRICK KANE** also dented the net for Chicago. Jason Zucker and Jason Pominville netted goals for the home team. **COREY CRAWFORD** stopped 42 of 44 shots for Chicago. Niklas Backstrom allowed three goals on 19 shots. The Blackhawks went 1-for-3 with the man advantage. The Wild went 1-for-5 with the man advantage.

Oilers 5, **BLACKHAWKS 2** - Rexall Place (01/09/15)

The Blackhawks fell to the Oilers 5-2 at Rexall place. **BRANDON SAAD** tallied both Chicago goals. Jeff Petry, Taylor Hall, Derek Roy, Nail Yakupov and Benoit Pouliot all lit the lamp for Edmonton. **ANTTI RAANTA** allowed four goals on 21 shots. Ben Scrivens stopped 19 of 21 shots for the Oilers. Chicago went 0-for-2 with the man advantage. Edmonton went 1-for-2 on the power play.

BLACKHAWKS 4, Wild 1 - United Center (01/11/15)

The Blackhawks opened the game with four unanswered goals to post a 4-1 home win over the Wild. **MARIAN HOSSA**, **BRYAN BICKELL**, **BRAD RICHARDS** and **JOHNNY ODUYA** lit the lamp for Chicago. Matt Cooke tallied Minnesota's lone goal. **COREY CRAWFORD** stopped 36 of 37 shots, including a penalty shot attempt by Jason Zucker in the second period. Niklas Backstrom allowed four goals on 35 shots for Minnesota. Both teams were 0-for-2 with the man advantage.

Jets 4, **BLACKHAWKS 2** - United Center (01/16/15)

The Blackhawks fell 4-2 to the Jets at home. Rookie **TEUVO TERAVAINEN** recorded his first career tally, and **BRANDON SAAD** notched the other Chicago goal. Zach Bogosian, Bryan Little, Chris Thorburn and Andrew Ladd dented the net for Winnipeg. **COREY CRAWFORD** allowed four goals on 35 shots. Michael Hutchinson turned aside 31 of 33 shots for the Jets. Chicago went 0-for-2 with the man advantage. Winnipeg went 1-for-3 on the power play.

Stars 6, **BLACKHAWKS 3** - United Center (01/18/15)

The Blackhawks dropped their second consecutive game, falling 6-3 to the Dallas Stars. **BRANDON SAAD** (2G) and **PATRICK KANE** scored. Tyler Seguin, Cody Eakin (2G, 1A), Shawn Horcoff, Vernon Fiddler and Erik Cole tallied for Dallas. **COREY CRAWFORD** allowed five goals on 33 shots. Kari Lehtonen turned aside 38 of 41 shots for the Stars. Chicago was 1-for-3 with the man advantage, while Dallas went 1-for-2 on the power play.

2015 CUP

LEADERSHIP

PLAYERS

2014-15

OPPONENTS

TRADITION

RECORDS

PLAYOFFS

HISTORY

MINORS

NHL

MEDIA

BLACKHAWKS 6, Coyotes 1 – United Center (01/20/15)

The Blackhawks defeated the Arizona Coyotes 6-1 at the United Center. **PATRICK KANE** (1G, 2A) registered three points for the seventh time in 2014-15, and **TEUVO TERAVAINEN** (1G, 1A) recorded his first career multi-point game; **ANDREW SHAW** (2G), **JONATHAN TOEWS** and **DAVID RUNDBLAD** also tallied for Chicago. Lucas Lessio netted the lone goal for Arizona. **ANTTI RAANTA** turned aside 35 of 36 shots for the win. Mike Smith allowed six goals on 51 shots for Arizona in the loss. Chicago went 1-for-5 on the power play. Arizona was 0-for-2 with the man advantage.

BLACKHAWKS 3, Penguins 2 (SO) – CONSOL Energy Center (01/21/15)

JONATHAN TOEWS' shootout winner gave the Blackhawks a 3-2 victory over the Penguins. **DAVID RUNDBLAD** opened the scoring for Chicago with his second goal in as many tilts, and **MARIAN HOSSA** added a regulation tally. Steve Downie and Zach Sill scored for the Penguins. **COREY CRAWFORD** stopped 33 of 35 shots, including all three Pittsburgh shootout attempts, in the win. Marc-Andre Fleury allowed two goals on 26 shots. Chicago was 1-for-2 with the man advantage, while the Penguins were blanked on two power-play opportunities.

Kings 4, BLACKHAWKS 3 – STAPLES Center (01/28/15)

The Blackhawks had their two-game win streak snapped after dropping a 4-3 decision in Los Angeles. **PATRICK KANE**, **PATRICK SHARP** and **ANDREW SHAW** dented the net for Chicago. Jeff Carter (2G), Tyler Toffoli and Jake Muzzin recorded goals for the Kings. **COREY CRAWFORD** allowed four goals on 27 shots. Jonathan Quick stopped 26 of 29 shots to earn the win. The Blackhawks went 1-for-4 with the man advantage. Los Angeles was 1-for-2 with the man advantage.

BLACKHAWKS 4, Ducks 1 – Honda Center (01/30/15)

For the second time in 2014-15, the Blackhawks notched a 4-1 win over the Ducks at Honda Center. **PATRICK SHARP** paced the Blackhawks with four assists; **PATRICK KANE** (2G, 1A), **DUNCAN KEITH** and **JONATHAN TOEWS** tallied for Chicago; Keith's game-winner was his 400th NHL point. **COREY CRAWFORD** turned aside 21 of 22 in the win. Frederik Andersen allowed four goals on 33 shots for Anaheim. The Blackhawks were 0-for-3 with the man advantage. The Ducks went 1-for-3 on the power play.

Sharks 2, BLACKHAWKS 0 – SAP Center (01/31/15)

The Blackhawks were blanked for the fifth time in 2014-15 after dropping a 2-0 loss to the Sharks in San Jose. Melker Karlsson and Joe Thornton registered goals for the Sharks. **ANTTI RAANTA** allowed one goal on 19 shots. Antti Niemi turned aside all 31 shots he faced. The Blackhawks went 0-for-1 with the man advantage. San Jose went 0-for-3 with the man advantage.

Wild 3, BLACKHAWKS 0 – Xcel Energy Center (02/03/15)

The Blackhawks were shut out in back-to-back games for the first time during the 2014-15 season. Mikko Koivu, Jason Zucker and Mikael Granlund tallied for Minnesota. **COREY CRAWFORD** allowed three goals on 43 shots, and Devan Dubnyk turned aside all 24 shots for Minnesota in the win. Chicago went 0-for-2 with the man advantage. The Wild were blanked on all three power-play opportunities.

BLACKHAWKS 2, Jets 1 (OT) – MTS Centre (02/06/15)

The Blackhawks snapped their two-game skid on a **BRANDON SAAD** goal 3:01 into overtime against the Jets. **PATRICK KANE** (1G, 1A) netted the other Chicago goal, stopping the team's scoreless span at 149:25. Mark Scheifele provided the lone Winnipeg tally. **COREY CRAWFORD** turned aside 20 of 21 shots in the win, which marked **JOEL QUENNEVILLE'S** 300th win as head coach of the Blackhawks. Michael Hutchinson allowed two goals on 22 shots for the Jets. Both teams were 0-for-1 with the man advantage.

BLACKHAWKS 4, Blues 2 – Scottrade Centre (02/08/15)

The Blackhawks posted a 4-2 win over the Blues in St. Louis. **MARIAN HOSSA** (2G), **MARCUS KRUGER** and **BYRAN BICKELL** dented the net for Chicago. Vladimir Tarasenko and David Backes recorded goals for the Blues. **COREY CRAWFORD** stopped 25 of 27 shots for Chicago, and Jake Allen allowed three goals on 28 shots in the loss. Chicago was 1-for-2 with the man advantage. St. Louis were blanked on their lone power-play opportunity.

Coyotes 3, BLACKHAWKS 2 (SO) – United Center (02/09/15)

The Blackhawks' two-game win streak ended with a 3-2 shootout loss to the Coyotes at the United Center. **MARIAN HOSSA** scored both of Chicago's goals. Shane Doan and Antoine Vermette registered the regulation goals for Arizona, and Vermette also tallied the shootout winner. **ANTTI RAANTA** allowed two goals on 29 shots, while Mike Smith turned aside 36 of 38 shots in the win. Chicago went 0-for-4 on the power play. The Coyotes were 1-for-2 with the man advantage.

Canucks 5, BLACKHAWKS 4 (OT) – United Center (02/11/15)

The Blackhawks dropped their second straight overtime decision, falling 5-4 to the Canucks. **MARIAN HOSSA** registered two goals for the third straight game, including the tying goal with 55 seconds left in regulation. **PATRICK KANE** (1G, 2A) and **BRANDON SAAD** tallied the other Chicago goals. Linden Vey, Zack Kassian, Daniel Sedin and Bo Horvat notched the regulation goals for Vancouver, and Sedin also provided the overtime winner. **COREY CRAWFORD** allowed five goals on 36 shots for Chicago, while Eddie Lack stopped 37 of 41 shots in the win. The Blackhawks went 2-for-4 with the man advantage. The Canucks were blanked on their lone power-play opportunity.

2015 CUP	LEADERSHIP	PLAYERS	2014-15	OPPONENTS	TRADITION	RECORDS	PLAYOFFS	HISTORY	MINORS	NHL	MEDIA
----------	------------	---------	---------	-----------	-----------	---------	----------	---------	--------	-----	-------

REGULAR-SEASON GAME SUMMARIES

2015 CUP	LEADERSHIP	PLAYERS	2014-15	OPPONENTS	TRADITION	RECORDS	PLAYOFFS	HISTORY	MINORS	NHL	MEDIA
----------	------------	---------	---------	-----------	-----------	---------	----------	---------	--------	-----	-------

BLACKHAWKS 3, Devils 1 - United Center (02/13/15)

The Blackhawks recorded a 3-1 victory over the New Jersey Devils. **RYAN HARTMAN** played 9:05 in his NHL debut. **MARIAN HOSSA** contributed two points (1G, 1A) for the fourth consecutive game. **JONATHAN TOEWS** and **KRIS VERSTEEG** also tallied for Chicago. Peter Harrold netted the lone New Jersey tally. **COREY CRAWFORD** turned aside 25 of 26 shots in the win, while Cory Schneider allowed 2 goals on 34 shots for the Devils. The Blackhawks went 1-for-4 on the power play. The Devils were blanked on both opportunities with the man advantage.

BLACKHAWKS 2, Penguins 1 (S0) - United Center (02/15/15)

The Blackhawks topped the Pittsburgh Penguins 2-1 in a shootout at the United Center. **NIKLAS HJALMARSSON** tallied the lone Chicago regulation goal, and **PATRICK SHARP** netted the shootout winner. Nick Spaling scored Pittsburgh's lone goal. **COREY CRAWFORD** turned aside 36 of 37 shots for the win. Marc-Andre Fleury allowed a goal on 32 shots for the Pens. Both teams went 0-for-2 on the power play.

Red Wings 3, BLACKHAWKS 2 (S0) - United Center (02/18/15)

The Blackhawks fell 3-2 in a shootout to Detroit at home. **BRANDON SAAD** and **KRIS VERSTEEG** scored for Chicago. Tomas Tatar and Darren Helm netted the regulation goals for Detroit, and Tatar added the shootout winner. **COREY CRAWFORD** allowed 2 goals on 28 shots in the loss, while Jimmy Howard turned aside 32 of 34 shots for Detroit, plus two of three in the shootout. The Blackhawks went 0-for-4 with the man advantage. The Red Wings were blanked on their lone power-play opportunity.

Avalanche 4, BLACKHAWKS 1 - United Center (02/20/15)

The Blackhawks dropped their second straight home game to the Avalanche, 4-1. **KRIS VERSTEEG** tallied the lone Chicago goal. Tyson Barrie (2G), Gabriel Landeskog and Brad Stuart dented the net for Colorado. **COREY CRAWFORD** allowed 4 goals on 30 shots for Chicago, while Semyon Varlamov turned aside 27 of 28 shots for the visitors. The Blackhawks went 0-for-2 on the power play. The Avalanche were 2-for-3 with the man advantage.

Bruins 6, BLACKHAWKS 2 - United Center (02/22/15)

The Blackhawks' losing streak stretched to three games with a 6-2 loss to Boston. **JONATHAN TOEWS** and **BRYAN BICKELL** tallied for Chicago. Patrice Bergeron, Loui Eriksson, Milan Lucic, Gregory Campbell, Dougie Hamilton and Reilly Smith all lit the lamp for the Bruins. **COREY CRAWFORD** took the loss after allowing 4 goals on 14 shots, while **ANTTI RAANTA** allowed 2 goals on 16 shots in a relief appearance. Tuukka Rask turned aside 26 of 28 shots for Boston. The Blackhawks were 1-for-4 with the man advantage. The Bruins went 2-for-4 on the power play.

BLACKHAWKS 3, Panthers 2 (S0) - United Center (02/24/15)

The Blackhawks closed out their eight-game homestand with a 3-2 shootout win over the Florida Panthers. **JONATHAN TOEWS** and **KRIS VERSTEEG** notched regulation goals for Chicago, and Toews added the shootout winner. **PATRICK SHARP**'s helper on Versteeg's goal marked his 500th NHL point with Chicago. Derek Mackenzie and Jussi Jokinen tallied for Florida. **SCOTT DARLING** turned aside 34 of 36 shots in the win, while Roberto Luongo allowed 2 goals on 38 shots for Florida. Chicago went 1-for-3 on the power play. Florida was 0-for-3 with the man advantage.

BLACKHAWKS 3, Panthers 0 - BB&T Center (02/26/15)

The Blackhawks completed a home-and-home sweep over the Panthers with a 3-0 blanking in Sunrise, Fla. **TEUVO TERAVAINEN** opened the scoring with his first career game-winner; **BRANDON SAAD** and **JONATHAN TOEWS** also dented the net for Chicago. **COREY CRAWFORD** turned aside all 20 shots he faced in the win, and Roberto Luongo allowed 2 goals on 28 shots for the home side. Chicago were 0-for-4 with the man advantage, while the Panthers were blanked on their lone power-play opportunity.

Lightning 4, BLACKHAWKS 0 - Amalie Arena (02/27/15)

The Blackhawks were blanked for the sixth time in a 4-0 loss to the Lightning. Brian Boyle, Steven Stamkos (2G) and Ryan Callahan dented the net for Tampa Bay. **SCOTT DARLING** allowed 4 goals on 29 shots for Chicago. Ben Bishop turned aside all 28 shots he faced in the win. The Blackhawks went 0-for-3 on the power play. The Lightning were 2-for-6 with the man advantage.

BLACKHAWKS 5, Hurricanes 2 - United Center (03/02/15)

The Blackhawks notched three second-period goals to down the Hurricanes 5-2 at the United Center. **JONATHAN TOEWS** (2G, 1A), **BRANDON SAAD**, **MARCUS KRUGER** and **MARIAN HOSSA** tallied for Chicago. John-Michael Liles and Alexander Semin recorded goals for Carolina. **KIMMO TIMONEN** and **ANTOINETTE VERMETTE** debuted for the Blackhawks after being acquired at the trade deadline. **COREY CRAWFORD** turned aside 27 of 29 shots for Chicago. Cam Ward allowed 4 goals on 18 shots for the loss, and Anton Khudobin allowed one goal on eight shots in relief. Carolina was 0-for-3 on the power play and did not commit any penalties.

BLACKHAWKS 2, Oilers 1 - United Center (03/06/15)

The Blackhawks tallied a 2-1 shootout win over the Oilers at the United Center. **BRENT SEABROOK** tallied the lone regulation goal for Chicago, and **ANTOINETTE VERMETTE** added the game-winner in the shootout. Derek Roy netted the lone Edmonton goal. **COREY CRAWFORD** set career highs with 46 saves on 47 shots in the win. Ben Scrivens allowed one goal on 39 shots in the loss. The Blackhawks were 0-for-2 with the man advantage. The Oilers did not have a power-play opportunity.



Rangers 1, **BLACKHAWKS 0** (OT) - United Center (03/08/15)

The Blackhawks and Rangers played to a 0-0 tie at the end of regulation before Derick Brassard scored 32 seconds into overtime to give the visitors a 1-0 win. **COREY CRAWFORD** turned aside 35 of 36 shots in the loss. Cam Talbot stopped all 29 shots he faced for the Rangers. The Blackhawks went 0-for-4 on the power play. The Rangers were 0-for-2 with the man advantage.

BLACKHAWKS 2, Coyotes 1 - Gila River Arena (03/12/15)

The Blackhawks got back in the win column with a 2-1 result over Arizona at Gila River Arena. **ANDREW SHAW** and **BRAD RICHARDS** dented the net for Chicago; Richards' game-winner marked his 900th career point. Tobias Rieder netted the lone Coyotes goal. **COREY CRAWFORD** turned aside 17 of 18 shots for the win, while Mike Smith allowed two goals on 44 shots for Arizona. The Blackhawks were 2-for-7 with the man advantage. The Coyotes went 0-for-2 on the power play.

BLACKHAWKS 6, Sharks 2 - SAP Center (03/14/15)

The Blackhawks exploded with four third-period goals to top the Sharks 6-2 in San Jose. **PATRICK SHARP** (2G), **DUNCAN KEITH**, **BRANDON SAAD**, **BRYAN BICKELL** and **MARIAN HOSSA** all lit the lamp for Chicago. Melker Karlsson and Joe Thornton tallied San Jose's goals. **COREY CRAWFORD** stopped 33 of 35 shots in the win. Antti Niemi allowed five goals on 29 shots. The Blackhawks went 2-for-4 on the power play. The Sharks were 1-for-4 with the man advantage.

BLACKHAWKS 4, Islanders 1 - United Center (03/17/15)

The Blackhawks were paced by two-goal performances from **MARIAN HOSSA** and **JONATHAN TOEWS** (2G, 2A) in a 4-1 win over the Islanders at the United Center. **PATRICK SHARP** (2A) notched his eighth multi-point game of the season. Nikolai Kulemin notched the lone New York goal. **COREY CRAWFORD** stopped 38 of 39 shots he faced. Michal Neuvirth allowed four goals on 30 shots in the loss. The Blackhawks were 0-for-1 with the man advantage. The Islanders went 0-for-2 on the power play.

BLACKHAWKS 1, Rangers 0 - Madison Square Garden (03/18/15)

The Blackhawks stretched their win streak to four game with a 1-0 victory over the Rangers in New York. **BRAD RICHARDS** tallied the lone Chicago goal, and **DUNCAN KEITH** (1A) extended his point streak to four games. **SCOTT DARLING** turned aside all 25 shots he faced to earn his first career shutout. Cam Talbot allowed one goal on 31 shots. Both teams were 0-for-2 with the man advantage.

Stars 4, **BLACKHAWKS 0** - American Airlines Arena (03/21/15)

The Blackhawks fell 4-0 to the Stars in Dallas. Patrick Eaves, Tyler Seguin, Shawn Horcoff and Jason Spezza dented the net for Dallas. **COREY CRAWFORD** allowed four goals on 29 shots, while Kari Lehtonen turned aside all 33 shots he faced in the win. The Blackhawks went 0-for-2 on the power play. The Stars were 2-for-4 with the man advantage.

2015 CUP

LEADERSHIP

PLAYERS

2014-15

OPPONENTS

TRADITION

RECORDS

PLAYOFFS

HISTORY

MINORS

NHL

MEDIA

REGULAR-SEASON GAME SUMMARIES

2015 CUP	LEADERSHIP	PLAYERS	2014-15	OPPONENTS	TRADITION	RECORDS	PLAYOFFS	HISTORY	MINORS	NHL	MEDIA
----------	------------	---------	---------	-----------	-----------	---------	----------	---------	--------	-----	-------

BLACKHAWKS 3, Hurricanes 1 - PNC Arena (03/23/15)

The Blackhawks were led by a pair of goals from **ANDREW SHAW** in a 3-1 win over Carolina. **PATRICK SHARP** also tallied for Chicago. **JONATHAN TOEWS** earned his 500th NHL point with an assist on Shaw's second goal, an empty-netter, and **JOEL QUENNEVILLE** earned his 750th career victory. Victor Rask notched the lone goal for Carolina. **COREY CRAWFORD** turned aside 43 of 44 shots in the win. Anton Khudobin allowed two goals on 24 shots for the Hurricanes. Carolina went 0-for-1 in the game's only power play.

Flyers 4, BLACKHAWKS 1 - Wells Fargo Center (03/25/15)

The Blackhawks fell to the Flyers 4-1 in Philadelphia. **ANDREW SHAW** recorded the lone Chicago goal. Wayne Simmonds, Ryan White, Claude Giroux and Michael Raffl lit the lamp for the Flyers. **COREY CRAWFORD** allowed four goals on 33 shots in the loss. Steve Mason turned aside 34 of 35 shots for Philadelphia. Both teams were 1-for-2 with the man advantage.

Blue Jackets 5, BLACKHAWKS 2 - United Center (03/27/15)

The Blackhawks fell to the Blue Jackets for the first time since 2011 with a 5-2 loss at the United Center. **BRANDON SAAD** and **JONATHAN TOEWS** tallied for Chicago. Cam Atkinson led the way with a hat trick, and Ryan Johansen and Kevin Connauton also scored for Columbus. **COREY CRAWFORD** recorded the loss after surrendering 4 goals on 13 shots, and **SCOTT DARLING** stopped all 13 shots he faced in relief. Sergei Bobrovsky turned aside 31 of 33 shots for the visitors. Chicago went 0-for-5 on the power play. Columbus was 0-for-1 with the man advantage.

BLACKHAWKS 4, Jets 3 - MTS Centre (03/29/15)

Blackhawks captain **JONATHAN TOEWS** scored the game-winner at 19:29 to lift Chicago to a 4-3 win over the Jets. **ANDREW SHAW**, **BRAD RICHARDS** and **PATRICK SHARP** also tallied for the Blackhawks. Dustin Byfuglien (2G) and Blake Wheeler notched the Winnipeg goals. **COREY CRAWFORD** stopped 31 of 34 shots in the win. Ondrej Pavelec allowed four goals on 24 shots. The Blackhawks were 1-for-3 with the man advantage. The Jets went 2-for-4 on the power play.

BLACKHAWKS 4, Kings 1 - United Center (03/30/15)

The Blackhawks downed the Kings 4-1 at the United Center. **BRYAN BICKELL**, **DUNCAN KEITH**, **NIKLAS HJALMARSSON** and **MARIAN HOSSA** all scored for Chicago. Jake Muzzin tallied the lone Los Angeles goal. **SCOTT DARLING** stopped 31 of 32 shots. Jonathan Quick allowed four goals on 40 shots for the Kings. The Blackhawks were 1-for-2 on the man advantage. The Kings were blanked on their lone power-play opportunity.

BLACKHAWKS 3, Canucks 1 - United Center (04/02/15)

The Blackhawks won their third straight tilt, 3-1 over Vancouver at the United Center. **TEUVO TERAVAINEN**, **JONATHAN TOEWS** and **MARCUS KRUGER** recorded goals for Chicago. Derek Dorsett notched the lone Canucks goal. **COREY CRAWFORD** turned aside 35 of 36 shots in the win. Eddie Lack allowed three goals on 38 shots for Vancouver. Both teams went 0-for-3 on the power play.

BLACKHAWKS 4, Sabres 3 - First Niagara Center (04/03/15)

JONATHAN TOEWS tallied twice in the final 2 minutes of the game to give Chicago a 4-3 win over Buffalo. **DUNCAN KEITH** and **PATRICK SHARP** netted the Blackhawks' other goals. Marcus Foligno (2G) and Johan Larsson scored for the Sabres. **SCOTT DARLING** saved 35 of 38 shots in the win. Anders Lindback allowed four goals on 36 shots for Buffalo. The Blackhawks went 0-for-3 on the power play. The Sabres were 1-for-3 with the man advantage.

Blues 2, BLACKHAWKS 1 - United Center (04/05/15)

The Blackhawks' four-game win streak was snapped with a 2-1 loss to St. Louis. **KRIS VERSTEEG** tallied the lone Chicago goal. David Backes and Olli Jokinen scored for St. Louis. **COREY CRAWFORD** allowed two goals on 33 shots, while Jake Allen stopped 38 of 39 shots in the win. The Blackhawks were 0-for-2 with the man advantage. The Blues went 1-for-3 on the power play.

Wild 2, BLACKHAWKS 1 - United Center (04/07/15)

The Blackhawks lost 2-1 to the Wild in their regular-season home finale. **BRYAN BICKELL** tallied the lone Chicago goal. **KYLE BAUN** registered five hits in his NHL debut. Mikael Granlund and Jason Zucker tallied for Minnesota. **COREY CRAWFORD** allowed two goals on 30 shots in the loss. Devan Dubnyk turned aside 32 of 33 shots for Minnesota. Both teams went 0-for-1 on the power play.

Blues 2, BLACKHAWKS 3 - Scottrade Center (04/09/15)

The Blackhawks dropped a third straight game with a 2-1 loss to the Blues in St. Louis. **ANDREW SHAW** notched the lone Chicago tally. Dmitri Jaskin and Paul Stastny scored for St. Louis. **COREY CRAWFORD** allowed two goals on 25 shots. Jake Allen stopped 21 of 22 shots for the home side. The Blackhawks went 0-for-2 on the power play. The Blues were 1-for-5 with the man advantage.

Avanche 3, BLACKHAWKS 2 - Pepsi Center (04/11/15)

The Blackhawks closed the regular season with a 3-2 loss in Colorado. **PATRICK SHARP** and **BRANDON SAAD** scored for Chicago. **MICHAEL PALIOTTA** posted an assist in his NHL debut. Cody McLeod and Jarome Iginla (2G) scored for Colorado. **SCOTT DARLING** allowed three goals on 24 shots for Chicago. Semyon Varlamov stopped 28 of 30 shots for Colorado. The Avs were 2-for-2 with the man advantage. Chicago did not have a power-play opportunity.



- The Blackhawks finished the 2014-15 regular season with 102 points (48-28-6), third in the Central Division.

- Chicago has hosted 329 consecutive capacity crowds at the United Center dating back to the 2007-08 campaign (regular and postseason).

- The Blackhawks opened the season with a 3-2 shootout win over the Dallas Stars at the American Airlines Center. **DUNCAN KEITH** scored the team's first goal of the season 19:16 into the game, **PATRICK KANE** netted the shootout winner, and **COREY CRAWFORD** stopped all three of Dallas' attempts.

- Goaltender **SCOTT DARLING** made his NHL debut on Oct. 26 vs. Ottawa, making 32 saves on 33 shots in a 2-1 win and becoming the first Blackhawk netminder to win his NHL debut at the United Center. The Lemont, Ill., native won five of his first six starts and went on to post a 9-4-0 record in 13 starts, including a 3-1-0 mark at home. Darling ranked second in the league among goaltenders with 10 or more starts with a .936 save percentage and third with a 1.94 goals-against average.

- Crawford made 28 saves to record his first shutout of the season, a 5-0 win on Nov. 4 at Montreal. Crawford notched career highs in shots faced (47) and saves (46) on March 6 at Edmonton. He also passed Jocelyn Thibault for fourth on the franchise's all-time wins list on Feb. 15 vs. PIT. Crawford and the Blackhawks split the Jennings Trophy with Montreal after allowing a league-low 189 goals.

- Several Blackhawks achieved career milestones during the 2014-15 season, headlined by **MARIAN HOSSA** recording his 1,000th career point in his 1,100th career game on Oct. 30 at Ottawa. Keith and **BRENT SEABROOK** each skated in their 700th career games (Nov. 7 vs. WSH and Nov. 20 at CGY) and reached 400 (Jan. 30 at ANA) and 300 points (Nov. 26 at COL), respectively. **JONATHAN TOEWS** skated in his 500th career game (Nov. 11 at TBL), and he and Kane tallied their 500th career points (March 23 at CAR and Nov. 26 at COL, respectively). **BRAD RICHARDS** also skated in his 1,000th career game on Nov. 16 vs. DAL and collected his 900th career point on March 12 at ARI. **KIMMO TIMONEN** also skated in his 1,100th career game on March 21 at DAL.

- Seabrook notched a career-long seven-game point streak (2G, 5A) from Nov. 14-Nov. 28. Hossa also tallied a four-game multi-point streak (7G, 1A), including a three-game multi-goal streak, from Feb. 8-Feb. 13.

- A total of eight players made their NHL debut with the Blackhawks last season: In addition to Darling in net, defenseman **TREVOR VAN RIEMSDYK** made the opening-night roster on Oct. 9 at DAL and appeared in 18 games. Forwards **KYLE BAUN**, **PHILLIP DANAUULT** and **RYAN HARTMAN**; and defensemen **ADAM CLENDENING**, **KLAS DAHLBECK** and **MICHAEL PALIOTTA** also made their NHL debuts for Chicago.

- The Blackhawks clinched a playoff spot for the seventh straight season dating back to 2009, finishing the regular season as the fourth seed in the Western Conference.

2015 CUP

LEADERSHIP

PLAYERS

2014-15

OPPONENTS

TRADITION

RECORDS

PLAYOFFS

HISTORY

MINORS

NHL

MEDIA

STATISTICAL BREAKDOWN

CATEGORY

	W	L	OTL
Overall record	48	28	6
Home record	24	12	5
Road record	24	16	1
One-goal games	22	13	6
Two-goal games	7	3	-
Three-goal games	19	12	-
Scoring first	35	9	2
Opponent scoring first	13	19	4
Leading after 1 period	26	3	0
Trailing after 1 period	7	15	1
Tied after 1 period	15	10	5
Leading after 2 periods	25	0	0
Trailing after 2 periods	6	18	2
Tied after 2 periods	17	10	4
Overtime record, season	12	6	-
Overtime record, franchise	144	148	-
Shootout record, season	9	3	-
Shootout record, franchise	60	58	-
Outshooting opponent	31	16	5
Outshot by opponent	17	11	1
Even shots	0	1	0
vs. Central	15	14	0
vs. Pacific	13	5	3
vs. Atlantic	11	4	1
vs. Metropolitan	9	5	2

GOALS BY PERIOD

	1	2	3	OT	TOT
Blackhawks	74	60	83	3	202
Opponents	61	61	61	3	189

SHOTS BY PERIOD

	1	2	3	OT	TOT
Blackhawks	931	924	879	43	2,777
Opponents	805	833	803	37	2,478

INDIVIDUAL LEADERS

Points	Toews (66)	Game-winning goals	Toews (7)
Goals	Toews (28)	3+ goals	None
Assists	Hossa (39)	PIM	Shaw (67)
Power-play goals	Sharp (8)	Shots	Hossa (247)
Shorthanded goals	Toews (2)		

POWER PLAY

	G	ATT	PCT
Overall	46	261	17.6
Home	21	133	15.8
Road	25	128	19.5

PENALTY KILLING

	GA	ATT	PCT
Overall	35	211	83.4
Home	13	94	86.2
Road	22	117	81.2

PENALTIES

	TOTAL	MIN	AVG
Overall	263	596	7.3

MONTHLY

	W	L	OTL
October	6	3	1
November	9	5	0
December	10	2	1
January	6	7	0
February	6	4	3
March	9	3	1
April	2	4	0

SITUATIONAL

	GF	GA
5-on-5	155	130
5-on-4	43	7
5-on-3	2	0
4-on-4	4	5
4-on-3	1	0
3-on-3	0	0
3-on-4	1	0
3-on-5	0	2
4-on-5	2	33
Empty net	12	8
Penalty shot	0	1
Total	220	189

DATE

TRANSACTION

Oct. 4	Daniel Carcillo signed to a one-year contract. Teuvo Teravainen and Klas Dahlbeck assigned to Rockford (AHL).	2015 CUP
Oct. 5	Peter Regin and Michael Leighton assigned to Rockford (AHL).	LEADERSHIP
Oct. 6	T.J. Brennan and Ville Pokka assigned to Rockford (AHL).	PLAYERS
Oct. 13	Brandon Mashinter activated from injury reserve and assigned to Rockford (AHL).	2014-15
Oct. 17	Kyle Cumiskey assigned to Rockford (AHL).	OPPONENTS
Oct. 21	Scott Darling recalled from Rockford (AHL).	TRADITION
Oct. 31	Scott Darling reassigned to Rockford (AHL).	RECORDS
Nov. 6	Peter Regin recalled from Rockford (AHL).	PLAYOFFS
Nov. 15	Peter Regin and Antti Raanta reassigned to Rockford (AHL). Joakim Nordstrom and Scott Darling recalled from Rockford (AHL).	HISTORY
Nov. 17	Trevor van Riemsdyk placed on long-term injury reserve. Stephen Johns and Antti Raanta recalled from Rockford (AHL).	MINORS
Nov. 18	Joakim Nordstrom and Scott Darling reassigned to Rockford (AHL).	NHL
Nov. 21	Stephen Johns reassigned to Rockford (AHL). Joakim Nordstrom and Adam Clendening recalled from Rockford (AHL).	MEDIA
Nov. 24	Patrick Sharp placed on long-term injury reserve. Phillip Danault recalled from Rockford (AHL).	
Dec. 3	Phillip Danault reassigned to Rockford (AHL).	
Dec. 9	Scott Darling and Klas Dahlbeck recalled from Rockford (AHL). Adam Clendening reassigned to Rockford (AHL).	
Dec. 9	Patrick Sharp activated from long-term injury reserve. Joakim Nordstrom reassigned to Rockford (AHL).	
Dec. 14	Acquired Tim Erixon from the Columbus Blue Jackets in exchange for Jeremy Morin. Klas Dahlbeck reassigned to Rockford (AHL).	
Dec. 15	Joakim Nordstrom recalled from Rockford (AHL).	
Dec. 17	Scott Darling reassigned to Rockford (AHL).	
Jan. 2	Teuvo Teravainen recalled from Rockford (AHL).	
Jan. 25	Kris Versteeg placed on long-term injury reserve (retroactive). Dennis Rasmussen recalled from Rockford (AHL).	
Jan. 29	Acquired Gustav Forsling from the Vancouver Canucks in exchange for Adam Clendening.	
Feb. 4	Dennis Rasmussen reassigned to Rockford (AHL).	
Feb. 11	Kris Versteeg activated from long-term injury reserve. Joakim Nordstrom reassigned to Rockford (AHL).	
Feb. 12	Ryan Hartman and Kyle Cumiskey recalled from Rockford (AHL). Teuvo Teravainen reassigned to Rockford (AHL).	
Feb. 22	Scott Darling signed to a two-year contract extension. Joakim Nordstrom and Scott Darling recalled from Rockford (AHL). Ryan Hartman and Antti Raanta reassigned to Rockford (AHL).	
Feb. 25	Patrick Kane placed on long-term injury reserve. Teuvo Teravainen recalled from Rockford (AHL). Trevor van Riemsdyk activated from long-term injury reserve and assigned to Rockford (AHL).	
Feb. 27	Acquired Kimmo Timonen from the Philadelphia Flyers for a second-round choice in the 2015 NHL Draft and a conditional fourth-round choice in the 2016 NHL Draft. Johnny Oduya placed on injury reserve.	
Feb. 28	Acquired Antoine Vermette from the Arizona Coyotes for Klas Dahlbeck and a first-round choice in the 2015 NHL Draft. Kyle Cumiskey reassigned to Rockford (AHL).	
March 2	Acquired Andrew Desjardins from the San Jose Sharks for Ben Smith and a conditional seventh-round choice in the 2017 NHL Draft.	
March 12	Johnny Oduya activated from injury reserve.	
March 21	Vincent Hinostroza signed to a three-year, entry-level contract.	
March 26	Kyle Baun and Michael Paliotta signed to two-year contracts.	
April 2	Tanner Kero signed to a two-year contract and assigned to Rockford (AHL).	
April 12	Kyle Cumiskey and Antti Raanta recalled from Rockford (AHL).	
April 30	Erik Gustafsson signed to a two-year contract.	
May 2	Artemi Panarin signed to a two-year contract.	
May 12	Phillip Danault, Ryan Hartman, Ville Pokka and Viktor Svedberg recalled from Rockford (AHL).	
May 22	Trevor van Riemsdyk recalled from Rockford (AHL).	
June 29	David Rundblad signed to a two-year contract extension.	
June 30	Acquired Artem Anisimov, Marko Dano, Jeremy Morin, Corey Tropp and a 2016 fourth-round selection from the Columbus Blue Jackets in exchange for Brandon Saad, Michael Paliotta and Alex Broadhurst. Michael Leighton signed to a one-year contract extension.	
July 2	Artem Anisimov signed to a five-year contract extension. Viktor Tikhonov signed to a one-year contract.	
July 3	Cameron Schilling signed to a two-year contract. Mike Liambas signed to a one-year contract.	
July 4	Andrew Desjardins signed to a two-year contract.	
July 6	Acquired Liam Coughlin from the Edmonton Oilers in exchange for Anders Nilsson.	
July 8	Trevor van Riemsdyk signed to a two-year contract extension.	
July 9	Dennis Rasmussen signed to a one-year contract.	
July 11	Acquired Trevor Daley and Ryan Garbutt from the Dallas Stars in exchange for Patrick Sharp and Stephen Johns.	
Aug. 5	Viktor Svedberg signed to a one-year contract.	
Sept. 2	Joakim Nordstrom signed to a one-year contract.	
Sept. 12	Acquired Dennis Robertson, Jake Massie and a 2017 fifth-round draft pick from the Carolina Hurricanes in exchange for Kris Versteeg, Joakim Nordstrom and a 2017 third-round draft pick. Marcus Kruger signed to a one-year contract.	
Sept. 19	Michal Rozsival signed to a one-year contract.	

TEAM HIGHS AND LOWS

GOALS

Most in a period, home	4	2 times, last on 11/16/14	DAL, 3rd
Most in a period, road	4	03/14/15	@ SIS, 3rd
Most in a game, home	6	3 times, last on 01/20/15	ARI
Most in a game, road	7	11/22/14	@ EDM
Most allowed in a period, home	4	2 times, last on 03/27/15	CBJ, 1st
Most allowed in a period, road	3	2 times, last on 03/29/15	@ WPG, 2nd
Most allowed in a game, home	6	2 times, last on 02/22/15	BOS
Most allowed in a game, road	5	01/09/15	@ EDM
Fewest in a game, home	0	4 times, last on 03/08/15	NYR
Fewest in a game, road	0	4 times, last on 03/21/15	@ DAL
Fewest allowed in a game, home	0	2 times, last on 12/21/14	TOR
Fewest allowed in a game, road	0	3 times, last on 03/18/15	@ NYR

SHOTS

Most in a period, home	23	11/16/14	DAL, 3rd
Most in a period, road	26	11/01/14	@ TOR, 3rd
Most in a game, home	54	01/06/15	COL
Most in a game, road	47	11/01/14	@ TOR
Most allowed in a period, home	18	2 times, last on 03/06/14	EDM, 1st
Most allowed in a period, road	24	02/03/15	@ MIN, 2nd
Most allowed in a game, home	47	03/06/14	EDM
Most allowed in a game, road	44	2 times, last on 03/23/15	@ CAR
Fewest in a period, home	5	3 times, last on 03/27/15	CBJ, 3rd
Fewest in a period, road	2	12/11/14	@ BOS, 3rd
Fewest in a game, home	26	03/02/15	CAR
Fewest in a game, road	20	01/08/15	@ MIN
Fewest allowed in a period, home	2	10/15/14	CGY, 1st
Fewest allowed in a period, road	3	3 times, last on 02/08/15	@ STL, 3rd
Fewest allowed in a game, home	18	10/15/14	CGY
Fewest allowed in a game, road	18	03/12/15	@ ARI

POWER-PLAY GOALS

Most in a game, home	2	2 times, last on 02/11/15	VAN
Most in a game, road	2	6 times, last on 03/14/15	@ SIS
Most allowed in a game, home	2	2 times, last on 02/22/15	BOS
Most allowed in a game, road	2	5 times, last on 04/11/15	@ COL

SHORTHANDED GOALS

Most in a game, home	1	3 times, last on 03/02/15	CAR (J. Toews)
Most in a game, road	N/A		
Most allowed in a game, home	1	6 times, last on 03/27/15	CBJ (C. Atkinson)
Most allowed in a game, road	1	03/29/15	@ WPG (B. Wheeler)

POWER PLAYS

Most in a game	7	3 times, last on 03/12/15	@ ARI
Most allowed in a game	6	5 times, last on 02/27/15	@ TBL

PENALTY MINUTES

Most in a game, home	24	12/03/14	STL
Most in a game, road	14	2 times, last on 10/30/14	@ OTT
Fewest in a game, home	0	01/04/14	DAL
Fewest in a game, road	2	2 times, last on 03/23/15	@ CAR
Most in a period, home	15	03/17/15	NYI, 2nd
Most in a period, road	9	03/25/15	@ PHI, 3rd
Most in a game, both teams	48	01/16/15	WPG
Most in a game, opponent	28	01/16/15	WPG
Fewest in a game, both teams	2	03/23/15	@ CAR
Fewest in a game, opponent	0	2 times, last on 03/23/15	@ CAR

SCORING MARGINS

Largest winning margin, home	5	01/20/15	ARI (6-1)
Largest winning margin, road	6	11/22/14	@ EDM (7-1)
Largest losing margin, home	4	2 times, last on 02/22/15	BOS (6-2)
Largest losing margin, road	4	2 times, last on 03/21/15	@ DAL

STREAKS

Longest winning streak	8	11/26/14 to 12/11/14
Longest point streak (games without a regulation loss)	8	11/26/14 to 12/11/14
Longest winless streak	4	04/05/15 to 04/11/15
Longest losing streak (games without a point)	4	04/05/15 to 04/11/15
Longest home winning streak	8	11/09/14 to 12/21/14
Longest home winless streak	3	2 times, last from 02/18/14 to 02/22/14
Longest home losing streak (games without a point)	3	10/28/14 to 11/07/14
Longest road winning streak	6	11/26/14 to 12/11/14
Longest road winless streak	2	3 times, last from 01/31/15 to 02/03/15
Longest road losing streak (games without a point)	2	2 times, last from 01/31/15 to 02/03/15
Consecutive shutouts	N/A	
Consecutive shutout losses	2	01/31/15 to 02/03/15

2015 CUP

LEADERSHIP

PLAYERS

2014-15

OPPONENTS

TRADITION

RECORDS

PLAYOFFS

HISTORY

MINORS

NHL

MEDIA

INDIVIDUAL HIGHS

SKATERS

2015 CUP	Most goals in a game, road	2	13 times, last by J. Toews on 04/03/15	4-3 W @ BUF
	Most goals in a period, home	2	3 times, last by J. Toews on 03/17/15	4-1 W vs. NYI, 1st
	Most goals in a period, road	2	3 times, last by J. Toews on 04/03/15	4-3 W @ BUF, 3rd
LEADERSHIP	Most assists in a game, home	3	3 times, last by D. Keith on 12/29/14	5-4 W (SO) vs. NSH
	Most assists in a game, road	4	P. Sharp, 01/30/15	4-1 W @ ANA
	Most assists in a period, home	2	12 times, last by B. Seabrook on 02/13/15	3-1 W vs. NJD, 3rd
	Most assists in a period, road	2	5 times, last by B. Saad on 02/08/15	4-2 W @ STL, 3rd
PLAYERS	Most points in a game, home	4	J. Toews, 03/17/15	4-1 W vs. NYI
	Most points in a game, road	4	2 times, last by P. Sharp on 01/30/15	4-1 W @ ANA
	Most points in a period, home	3	K. Versteeg, 12/03/14	4-1 W vs. STL, 3rd
	Most points in a period, road	2	10 times, last by J. Toews on 04/03/15	4-3 W @ BUF, 3rd
2014-15	Most shots in a game, home	8	2 times, last by T. Teravainen on 03/30/15	4-1 W vs. LAK
	Most shots in a game, road	10	P. Sharp, 01/01/15	3-2 L @ WSH
OPPONENTS	Most power-play goals in a game, home	2	P. Kane, 10/21/14	4-0 W vs. PHI
	Most power-play goals in a game, road	1	25 times, last by A. Shaw on 03/29/15	4-3 W @ WPG
	Most shorthanded goals in a game	1	3 times, last by J. Toews on 03/02/15	5-2 W vs. CAR
TRADITION	Most penalty minutes in a game, home	15	A. Shaw, 03/17/15	4-1 W vs. NYI
	Most penalty minutes in a game, road	6	D. Keith, 02/27/15	4-0 L @ TBL
	Most penalty minutes in a period, home	15	A. Shaw, 03/17/15	4-1 W vs. NYI, 2nd
	Most penalty minutes in a period, road	5	7 times, last by A. Desjardins, 04/03/15	4-3 W @ BUF, 2nd
RECORDS	Longest goal streak	4	2 times, last by M. Hossa from 02/08/15 to 02/13/15	7G, 1A
	Longest assist streak	5	2 times, last by M. Hossa from 03/29/15 to 04/05/15	1G, 5A
	Longest point streak	7	B. Seabrook, 11/14/15 to 11/28/15	2G, 5A

GOALTENDERS

PLAYOFFS	CRAWFORD			
	RECORD	REMARKS	OPPONENT	
HISTORY	Most goals allowed in a game	5	2 times, last by C. Crawford on 02/11/15	5-4 L (OT) vs. VAN
	Most goals allowed in a period	4	C. Crawford, 03/27/15	5-2 L vs. CBJ
	Most shots against in a game	47	C. Crawford, 03/06/15	2-1 W (SO) vs. EDM
	Most shots against in a period	24	C. Crawford, 02/03/15	3-0 L @ MIN, 2nd
	Most shots against in an overtime period	5	C. Crawford, 03/06/15	2-1 W (SO) vs. EDM
	Most saves in a game	46	C. Crawford, 03/06/15	2-1 W (SO) vs. EDM
M	Most saves in a period	23	C. Crawford, 02/03/15	3-0 L @ MIN, 2nd
	Most saves in an overtime period	5	C. Crawford, 03/06/15	2-1 W (SO) vs. EDM

BRYAN BICKELL

- Appeared in his 300th NHL game on Nov. 23 at VAN

SCOTT DARLING

- Won his NHL debut on Oct. 26 vs. OTT, becoming the first Blackhawks goaltender to do so at the United Center
- Earned his first NHL shutout on March 18 at NYR (25 saves)

NIKLAS HJALMARSSON

- Played in his 400th NHL game on Nov. 4 at MTL
- Posted his 100th career point (1G) on March 30 vs. LAK

MARIAN HOSSA

- Appeared in his 1,100th NHL game on Oct. 30 at OTT and collected his 1,000th career point (1G)

PATRICK KANE

- Recorded his 500th career point (1A) on Nov. 26 at COL
- Scored his 200th NHL goal on Jan. 20 vs. ARI

DUNCAN KEITH

- Played his 700th NHL game on Nov. 7, 2014
- Recorded his 400th career point (GWG) on Jan. 30 at ANA

JOEL QUENNEVILLE

- Coached his 500th game with Chicago on Jan. 20 vs. ARI (6-1 win)
- Earned his 300th win with the Blackhawks on Feb. 6 at WPG (2-1 OT)

DAVID RUNDBLAD

- Played his 100th NHL game on March 27 vs. CBJ

BRENT SEABROOK

- Skated in his 700th NHL game on Nov. 20 at CGY
- Picked up in his 300th career point on Nov. 26 at COL
- Compiled a career-long seven-game point streak (2G, 5A) from Nov. 14-28

ANDREW SHAW

- Played his 200th NHL game on Jan. 1 at WSH
- Posted his 100th career point (1A) on March 30 vs. LAK

TEUVO TERAVAINEN

- Tallied his first NHL goal and point on Jan. 16 vs. WPG

JONATHAN TOEWS

- Scored his 200th NHL goal on Nov. 4 at MTL
- Skated in his 500th career game on Nov. 11 vs. TBL
- Collected his 500th career point (1A) on March 23 at CAR

TREVOR VAN RIEMSDYK

- Record his first NHL point (1A) on Nov. 9 vs. SJS

2015 CUP	LEADERSHIP	PLAYERS	2014-15	OPPONENTS	TRADITION	PLAYOFFS	RECORDS	HISTORY	MINORS	NHL	MEDIA
----------	------------	---------	---------	-----------	-----------	----------	---------	---------	--------	-----	-------

GOALS, INDIVIDUAL

Scored three goals, home	12/27/13	P. Sharp vs. COL
Scored three goals, road	01/03/14	P. Sharp @ NJD
Allowed three goals, home	03/27/15	C. Atkinson vs. CBJ
Allowed three goals, road	11/23/14	J. Hanson @ VAN
Scored four goals, home	02/24/94	J. Roenick vs. WPG
Scored four goals, road	12/04/99	M. Nylander @ BOS
Allowed four goals, home	03/25/03	A. Yashin vs. NYI
Allowed four goals, road	02/02/12	S. Gagner @ EDM
Scored five goals, home	02/03/82	G. Mulvey vs. St. Louis
Scored five goals, road		N/A
Allowed five goals, home		N/A
Allowed five goals, road	01/15/75	Y. Cournoyer @ MTL

GOALS, TEAM

Scored 10+ goals, home	10/12/88	CHI 10, WPG 1
Scored 10+ goals, road	01/30/69	CHI 12, PHI 0
Allowed 10+ goals, home	11/12/98	TOR 10, CHI 3
Allowed 10+ goals, road	12/04/87	DET 12, CHI 0

GOALS, SHORTHANDED

Scored 2+ shorthanded goals, home	04/13/06	K. Calder, P. Sharp vs. DET
Scored 2+ shorthanded goals, road	02/01/11	J. Toews, M. Hossa @ CBJ
Allowed 2+ shorthanded goals, home	10/05/05	J. Lupul, R. Niedermayer vs. ANA
Allowed 2+ shorthanded goals, away	01/29/04	S. Horcoff, E. Moreau @ EDM

PENALTY SHOTS

Chicago had penalty shot, home	10/26/14	A. Shaw vs. C. Anderson, OTT (NG)
Chicago had penalty shot, road	03/21/15	B. Saad vs. K. Lehtonen, DAL (NG)
Opponent had penalty shot, home	02/24/15	D. MacKenzie, FLA vs. S. Darling (NG)
Opponent had penalty shot, road	11/29/13	A. Chiasson, DAL vs. C. Crawford (NG)
Chicago scored penalty shot, home	11/17/13	P. Sharp vs. A. Niemi, SJS
Chicago scored penalty shot, road	12/16/12	J. Toews vs. M. Biron, NYR
Opponent scored penalty shot, home	12/16/14	N. Niederreiter, MIN vs. A. Raanta
Opponent scored penalty shot, road	03/25/10	J. Voracek, CBJ vs. C. Huet

SHUTOUTS AND TIES

Recorded a shutout, home	12/21/14	4-0 vs. TOR (A. Raanta)
Recorded a shutout, road	03/18/15	1-0 at NYR (S. Darling)
Opponent recorded a shutout, home	03/08/15	1-0 OT vs. NYR (C. Talbot)
Opponent recorded a shutout, road	03/21/15	4-0 at DAL (S. Darling)
Played in a 0-0 tie, home	01/08/03	vs. ARI (M. Leighton, Z. Bierk)
Played in a 0-0 tie, road	12/17/97	@ EDM (J. Hackett, C. Joseph)



CHICAGO BLACKHAWKS

OPPONENTS



BRUCE BOUDREAU



RYAN GETZLAF



CLUB INFORMATION

Founded: 1993-94
 Home Arena: Honda Center (17,174)
 Front Office Address: 2695 E. Katella Ave., Anaheim, CA 92806
 Phone: 714-940-2900
 Fax: 714-940-2953
 Website: ducks.nhl.com
 Stanley Cups: 2007
 Chief Executive Officer: Michael Schulman
 Executive Vice President/General Manager: Bob Murray
 Head Coach: Bruce Boudreau
 Assistant Coaches: Scott Niedermayer, Paul MacLean, Trent Yawney
 Goaltending Consultant: Dwayne Roloson
 Director, Media and Communications: Alex Gilchrist
 Manager, Media and Communications: Steve Hoem
 2014-15 record: 51-24-7 (109 points), 1st Pacific Division
 2015 playoffs: Western Conference Final (def. by Chicago 4-3)

BROADCAST TEAMS

Television play-by-play: John Ahlers
 Television color analyst: Brian Hayward
 Radio play-by-play: Steve Carroll
 Radio color analyst: Dan Wood

2015-16 MEETINGS

Monday, Oct. 26 in Chicago
 Friday, Nov. 27 at Anaheim
 Saturday, Feb. 13 in Chicago

ALL-TIME FRANCHISE RECORDS

SEASON-BY-SEASON RECORD

	GP	W	L	T	OTL
1993-94	5	4	1	0	-
1994-95	4	3	1	0	-
1995-96	4	3	0	1	-
1996-97	4	0	3	1	-
1997-98	4	2	2	0	-
1998-99	4	1	3	0	-
1999-2000	5	1	3	1	0
2000-01	4	2	2	0	0
2001-02	4	2	1	1	0
2002-03	4	0	4	0	0
2003-04	4	1	2	1	0
2004-05	- SEASON CANCELED -				
2005-06	4	0	4	0	0
2006-07	4	1	3	0	0
2007-08	4	1	3	0	0

	GP	W	L	T	OTL
2008-09	4	3	1	0	0
2009-10	4	1	3	0	0
2010-11	4	2	2	0	0
2011-12	4	3	1	0	0
2012-13	3	0	2	0	1
2013-14	3	2	0	0	1
2014-15	3	2	1	0	0
TOTALS	83	34	42	5	2

RECORD BY DECADE

DECADE	RECORD	PCT.
1990s	14-13-3	.466
2000s	11-23-2-0	.306
2010s	9-6-2	.529

HOME/AWAY SPLITS

LIFETIME	GP	W	L	T	OTL	GF	GA	PTS
Home	43	20	19	2	2	110	101	44
Road	40	14	23	3	0	88	110	31
TOTALS	83	34	42	5	2	198	211	75

THE LAST TIME THE BLACKHAWKS...

Last Win: Jan. 30, 2015 (4-1 at Anaheim)
 Last Home Win: Jan. 17, 2014 (4-2)
 Last Road Win: Jan. 30, 2015 (4-1)
 Last Loss: Oct. 28, 2014 (1-0 in Chicago)
 Last Home Loss: Oct. 28, 2014 (1-0)
 Last Road Loss: March 20, 2013 (4-2)
 Last Tie: Oct. 26, 2003 (1-1 at Anaheim)
 Last Shutout Win: Feb. 5, 2014 (2-0 at Anaheim)
 Last Shutout Loss: Oct. 28, 2014 (1-0 in Chicago)

2014-15 REGULAR-SEASON SERIES RECAP

2014-15 Blackhawks record: 0-1-0 at United Center; 2-0-0 at Anaheim

DATE	TEAM	SCORING BY PERIOD					SHOTS BY PERIOD					PP	PIM	GWG	GOALIE (SAVES-SHOTS)	ATTN.
		1	2	3	OT	F	1	2	3	OT	TOT					
10/28	ANA	0	0	1	-	1	10	10	5	-	25	0-1 (0.0)	4-8	D. Smith-Pelly	Gibson (38-38)	21,233
	CHI	0	0	0	-	0	9	11	18	-	38	0-3 (0.0)	2-4		Darling (24-25)	
11/28	CHI	2	1	1	-	4	11	13	14	-	38	0-5 (0.0)	3-6	A. Shaw	Crawford (23-24)	17,355
	ANA	1	0	0	-	1	6	7	11	-	24	0-2 (0.0)	6-23		Andersen (34-37)	
01/30	CHI	1	2	1	-	4	13	14	6	-	33	0-3 (0.0)	3-6	D. Keith	Crawford (21-22)	17,497
	ANA	0	0	1	-	1	7	7	8	-	22	1-3 (33.3)	3-6		Andersen (29-33)	
TOTALS		SCORING BY PERIOD					SHOTS BY PERIOD								GOALIE (SAVES-SHOTS)	
	TEAM	1	2	3	OT	TOT	1	2	3	OT	TOT	PP	PIM			
	ANA	1	0	2	-	3	23	24	24	-	71	1-6 (18.7)	13-37		Andersen (63-70), Gibson (38-38)	
	CHI	3	3	2	-	8	33	38	38	-	109	0-11 (0.0)	8-16		Crawford (44-46), Darling (24-25)	

2014-15 REGULAR-SEASON STATISTICS

BLACKHAWKS	GP	G	A	PTS	+/-	PIM	DUCKS	GP	G	A	PTS	+/-	PIM		
Patrick Kane	3	4	1	5	7	0	Patrick Maroon	2	0	2	2	-2	2		
Patrick Sharp	2	0	4	4	4	0	Rickard Rakell	3	1	0	1	0	0		
Brad Richards	3	1	2	3	3	0	Hampus Lindholm	3	1	0	1	0	2		
Duncan Keith	3	1	1	2	6	2	Devante Smith-Pelly	3	1	0	1	-1	0		
Andrew Shaw	3	1	1	2	2	4	Ryan Kesler	3	0	1	1	-2	0		
Kris Versteeg	2	0	2	2	3	0	Corey Perry	3	0	1	1	-3	2		
Jonathan Toews	3	1	0	1	2	0	Andrew Cogliano	3	0	0	0	0	0		
Brent Seabrook	3	0	1	1	4	0	Matt Beleskey	3	0	0	0	-1	4		
Johnny Oduya	3	0	1	1	0	0	Jakob Silfverberg	3	0	0	0	-1	0		
Daniel Carcillo	1	0	1	1	1	2	Nate Thompson	3	0	0	0	-1	0		
Niklas Hjalmarsson	3	0	0	0	2	2	Samu Vatanen	3	0	0	0	-2	4		
Bryan Bickell	3	0	0	0	0	2	Cam Fowler	3	0	0	0	-3	2		
Michal Rozsival	3	0	0	0	0	0	Ryan Getzlaf	3	0	0	0	-5	0		
Ben Smith	3	0	0	0	0	0	Tim Jackman	2	0	0	0	0	2		
Marcus Kruger	3	0	0	0	-1	0	Clayton Stoner	2	0	0	0	-1	2		
Brandon Saad	3	0	0	0	-2	0	Francois Beauchemin	2	0	0	0	-2	0		
Marian Hossa	3	0	0	0	-2	0	Kyle Palmieri	2	0	0	0	-3	15		
David Rundblad	2	0	0	0	1	0	Dany Heatley	1	0	0	0	0	0		
Joakim Nordstrom	2	0	0	0	0	0	Josh Manson	1	0	0	0	0	0		
Teuvo Teravainen	1	0	0	0	0	0	Mark Fistric	1	0	0	0	0	0		
Trevor van Riemsdyk	1	0	0	0	0	0	Emerson Etem	1	0	0	0	0	0		
Jeremy Morin	1	0	0	0	0	0	Rene Bourque	1	0	0	0	-1	2		
							Ben Lovejoy	1	0	0	0	-1	0		
							Mat Clark	1	0	0	0	-1	0		
							Jesse Blacker	1	0	0	0	-2	0		
GOALTENDER	GP	MIN	GA	SA	SV	AVG	W-L-OTL	GOALTENDER	GP	MIN	GA	SA	SV	AVG	W-L-OTL
Corey Crawford	2	120	2	46	44	1.00	2-0-0	Frederik Andersen	2	119	7	70	63	3.52	0-2-0
Scott Darling	1	57	1	25	24	1.04	0-1-0	John Gibson	1	60	0	38	38	0.00	1-0-0

2014-15 HIGHLIGHTS

The "Circus Line" of Patrick Kane (2G, 8 SOG), Brad Richards (1G, 1A, 5 SOG), and Kris Versteeg (2A) paced the Blackhawks to a 4-1 victory over the Ducks on Nov. 28 in Anaheim.

Duncan Keith notched his 200th career NHL point in a big way, tallying the game-winner in Chicago's 4-1 win in Anaheim on Jan. 30. Patrick Kane again scored twice, while Patrick Sharp picked up three assists in the contest.



DAVE TIPPETT



SHANE DOAN



CLUB INFORMATION

Founded: 1972-73 (WHA, Winnipeg), 1979-80 (NHL), 1996-97 (Arizona)
 Home Arena: Gila River Arena (17,125)
 Front Office Address: 9400 W. Maryland Ave., Glendale, AZ 85305
 Phone: 623-772-3200
 Fax: 623-872-2000
 Website: coyotes.nhl.com
 Stanley Cups: none
 Executive Vice President/General Manager: Don Maloney
 Head Coach: Dave Tippett
 Associate Coach: Jim Playfair
 Assistant Coach: Newell Brown
 Goaltending Coaches: Jon Elkin, Corey Schwab
 Vice President, Communications: Rich Nairn
 Director, Media Relations: Chris Wojcik
 Coordinator, Media Relations: Greg Dillard
 2014-15 record: 24-50-8 (56 points), 7th Pacific Division
 2015 playoffs: DND

BROADCAST TEAMS

Television play-by-play: Matt McConnell
 Television color analyst: Tyson Nash
 Radio play-by-play: Bob Heethuis
 Radio color analyst: Nick Boynton

2015-16 MEETINGS

Tuesday, Dec. 29 at Arizona
 Thursday, Feb. 4 at Arizona
 Tuesday, April 5 in Chicago

ALL-TIME FRANCHISE RECORDS INCLUDES TOTALS FROM WINNIPEG JETS (1979-96)

SEASON-BY-SEASON RECORD

	GP	W	L	T	OTL		GP	W	L	T	OTL
1979-80	4	2	2	0	-	2003-04	4	0	0	3	1
1980-81	4	3	1	0	-	2004-05	-	SEASON CANCELED	-	-	-
1981-82	7	2	3	2	-	2005-06	4	2	2	0	0
1982-83	3	2	1	0	-	2006-07	4	1	1	0	2
1983-84	3	1	2	0	-	2007-08	4	3	1	0	0
1984-85	3	1	1	1	-	2008-09	4	4	0	0	0
1985-86	3	2	1	0	-	2009-10	4	1	1	0	2
1986-87	3	3	0	0	-	2010-11	4	2	1	0	1
1987-88	3	1	1	1	-	2011-12	4	1	2	0	1
1988-89	3	3	0	0	-	2012-13	3	2	0	0	1
1989-90	3	2	1	0	-	2013-14	3	2	1	0	0
1990-91	3	2	0	1	-	2014-15	3	2	0	0	1
1991-92	3	0	2	1	-	TOTALS	135	64	47	15	9
1992-93	3	2	1	0	-						
1993-94	6	4	2	0	-						
1994-95	5	2	3	0	-						
1995-96	5	2	2	1	-						
1996-97	5	1	4	0	-						
1997-98	6	1	4	1	-						
1998-99	4	1	2	1	-						
1999-2000	4	2	1	1	0						
2000-01	3	1	1	1	0						
2001-02	4	2	2	0	0						
2002-03	4	2	1	1	0						

RECORD BY DECADE

DECADE	RECORD	PCT.
1970s	2-2-0	.500
1980s	20-11-4	.571
1990s	17-21-6	.386
2000s	16-9-5-5	.457
2010s	9-4-4	.529

HOME/AWAY SPLITS

LIFETIME	GP	W	L	T	OTL	GF	GA	PTS
Home	66	35	16	10	5	234	163	85
Road	69	29	31	5	4	215	210	67
TOTALS	135	64	47	15	9	449	373	152

THE LAST TIME THE BLACKHAWKS...

Last Win: March 12, 2015 (2-1 at Arizona)
 Last Home Win: Jan. 20, 2015 (6-1)
 Last Road Win: March 12, 2015 (2-1)
 Last Loss: Feb. 9, 2015 (3-2 SO in Chicago)
 Last Home Loss: Feb. 9, 2015 (3-2 SO)
 Last Road Loss: Feb. 7, 2014 (2-0)
 Last Tie: March 21, 2004 (2-2 in Chicago)
 Last Shutout Win: March 26, 2010 (2-0 in Chicago)
 Last Shutout Loss: Feb. 7, 2014 (2-0 at Arizona)

2014-15 REGULAR-SEASON SERIES RECAP

2014-15 Blackhawks record: 1-0-1 at United Center; 1-0-0 at Arizona

DATE	TEAM	SCORING BY PERIOD					SHOTS BY PERIOD					PP	PIM	GWG	GOALIE (SAVES-SHOTS)	ATTN.
		1	2	3	OT	F	1	2	3	OT	TOT					
01/20	ARI	0	1	0	-	1	9	10	17	-	36	0-2 (0.0)	5-10	A. Shaw	Smith (46-51)	21,427
	CHI	2	3	1	-	6	20	17	14	-	51	1-5 (20.0)	2-4		Raanta (35-36)	
02/09	ARI	0	1	1	0	3	9	10	9	1	29	1-2 (50.0)	4-8	A. Vermette (50)	Smith (36-38)	21,337
	CHI	0	1	1	0	2	13	11	10	4	38	0-4 (0.0)	2-4		Raanta (27-29)	
03/12	CHI	1	0	1	-	2	17	17	10	-	44	2-7 (28.6)	2-4	B. Richards	Crawford (17-18)	17,534
	ARI	1	0	0	-	1	6	6	6	-	18	0-2 (0.0)	6-14		Smith (42-44)	
TOTALS		SCORING BY PERIOD					SHOTS BY PERIOD					PP	PIM	GOALIE (SAVES-SHOTS)		
	TEAM	1	2	3	OT	TOT	1	2	3	OT	TOT			Smith (124-133)		
	ARI	1	2	1	0	4	24	26	32	1	83	1-6 (16.7)	15-32	Crawford (17-18), Raanta (62-65)		
	CHI	3	4	3	0	10	50	45	34	4	133	3-16 (18.8)	6-12			

2014-15 REGULAR-SEASON STATISTICS

BLACKHAWKS	GP	G	A	PTS	+/-	PIM	COYOTES	GP	G	A	PTS	+/-	PIM		
Andrew Shaw	3	3	0	3	1	2	Keith Yandle	2	0	2	2	-1	2		
Marian Hossa	3	2	1	3	1	0	Sam Gagner	3	0	2	2	-1	0		
Brad Richards	3	1	2	3	2	0	Oliver Ekman-Larsson	3	0	2	2	-2	2		
Jonathan Toews	3	1	2	3	2	0	Tobias Rieder	3	1	0	1	0	0		
Teuvo Teravainen	3	1	2	3	2	0	Shane Doan	3	1	0	1	0	0		
Patrick Kane	2	1	2	3	2	2	Lucas Lessio	2	1	0	1	0	2		
Bryan Bickell	3	0	2	2	3	0	Antoine Vermette	2	1	0	1	0	0		
Patrick Sharp	3	0	2	2	2	0	Mark Arcobello	1	0	1	1	1	0		
Duncan Keith	3	0	2	2	2	0	Connor Murphy	3	0	0	0	1	4		
David Rundblad	2	1	0	1	3	0	Lauri Koprinkoski	3	0	0	0	0	0		
Niklas Hjalmarsson	3	0	1	1	2	0	Michael Stone	3	0	0	0	-1	4		
Kris Versteeg	1	0	1	1	0	0	David Moss	3	0	0	0	-3	0		
Brandon Saad	3	0	0	0	1	2	Kyle Chipchura	3	0	0	0	-3	6		
Brent Seabrook	3	0	0	0	1	0	Andrew Campbell	2	0	0	0	0	0		
Johnny Oduya	3	0	0	0	0	2	B.J. Crombeen	2	0	0	0	0	0		
Michal Rozsival	3	0	0	0	0	0	Joe Vitale	2	0	0	0	0	0		
Marcus Kruger	3	0	0	0	-1	2	Martin Erat	2	0	0	0	-1	4		
Ben Smith	2	0	0	0	-1	0	Brandon McMillan	2	0	0	0	-3	0		
Joakim Nordstrom	2	0	0	0	-1	2	John Moore	1	0	0	0	1	4		
Kimmo Timonen	1	0	0	0	0	0	Tye McGinn	1	0	0	0	0	0		
Antoine Vermette	1	0	0	0	0	0	Craig Cunningham	1	0	0	0	0	0		
Daniel Carcillo	1	0	0	0	-1	0	Brendan Shinnimin	1	0	0	0	0	0		
							Klas Dahlbeck	1	0	0	0	0	0		
							Alex Bolduc	1	0	0	0	-1	0		
							Martin Hanzal	1	0	0	0	-1	2		
							Zbynek Michalek	1	0	0	0	-2	0		
							Brandon Gormley	1	0	0	0	-2	0		
							Philip Samuelsson	1	0	0	0	-2	0		
GOALTENDER	GP	MIN	GA	SA	SV	AVG	W-L-OTL	GOALTENDER	GP	MIN	GA	SA	SV	AVG	W-L-OTL
Corey Crawford	1	60	1	18	17	1.00	1-0-0	Mike Smith	3	184	10	133	123	3.26	1-2-0
Antti Raanta	2	125	3	65	62	1.45	1-0-1								

2014-15 HIGHLIGHTS

Chicago posted a season-high 51 shots on goal in a 6-1 win over the Coyotes at the United Center on Jan. 20. Andrew Shaw (2G), Patrick Kane (1G, 2A) and Teuvo Teravainen (1G, 1A) each had outstanding performances for the victors.

Brad Richards notched his 900th career NHL point with the game-winner in a 2-1 win in Arizona on March 12. Both Blackhawks goals came on the power play, and Chicago outshot the Coyotes 44-18 in the contest.



CLAUDE JULIEN



ZDENO CHARA



CLUB INFORMATION

Founded:1924-25
 Home Arena:TD Garden (17,565)
 Front Office Address:100 Legends Way, Boston, MA 02114
 Phone:617-624-2327
 Website:bruins.nhl.com
 Stanley Cups:1929, '39, '41, '70, '72, 2011
 President:Cam Neely
 General Manager:Don Sweeney
 Head Coach:Claude Julien
 Assistant Coaches:Doug Houda, Doug Jarvis, Joe Sacco
 Goaltending Coach:Bob Essensa
 Vice President, Communications and Content:Matthew Chmura
 Director, Communications and Content:Eric Tosi
 Director, Publications/Information:Heidi Holland
 2014-15 record:41-27-14 (96 points), 4th Atlantic Division
 2015 playoffs:DNO

BROADCAST TEAMS

Television play-by-play:Jack Edwards
 Television color analyst:Andy Brickley
 Radio play-by-play:Dave Goucher
 Radio color analyst:Bob Beers

2015-16 MEETINGS

Thursday, March 3at Boston
 Sunday, April 3in Chicago

ALL-TIME FRANCHISE RECORDS

SEASON-BY-SEASON RECORD (SINCE 1975)

	GP	W	L	T	OTL		GP	W	L	T	OTL
1975-76	4	0	3	1	-	2004-05	-	SEASON CANCELED	-	-	-
1976-77	4	0	4	0	-	2005-06	-	DID NOT PLAY	-	-	-
1977-78	4	1	3	0	-	2006-07	1	0	1	0	0
1978-79	5	1	3	1	-	2007-08	1	0	1	0	0
1979-80	4	2	2	0	-	2008-09	2	0	1	0	1
1980-81	4	1	3	0	-	2009-10	2	2	0	0	0
1981-82	3	2	1	0	-	2010-11	1	0	1	0	0
1982-83	3	0	3	0	-	2011-12	1	0	0	0	1
1983-84	3	2	1	0	-	2012-13	-	DID NOT PLAY	-	-	-
1984-85	3	3	0	0	-	2013-14	2	1	1	0	0
1985-86	3	2	1	0	-	2014-15	2	1	1	0	0
1986-87	3	1	1	1	-	TOTALS	582	240	261	79	2
1987-88	3	0	3	0	-						
1988-89	3	0	3	0	-						
1989-90	3	0	3	0	-						
1990-91	3	1	2	0	-						
1991-92	3	2	1	0	-						
1992-93	2	2	0	0	-						
1993-94	2	1	1	0	-						
1994-95	-	-	-	-	-						
1995-96	2	2	0	0	-						
1996-97	2	1	0	1	-						
1997-98	2	2	0	0	-						
1998-99	2	0	1	1	-						
1999-2000	2	2	0	0	0						
2000-01	1	0	1	0	0						
2001-02	2	0	1	1	0						
2002-03	2	2	0	0	0						
2003-04	1	1	0	0	0						

RECORD BY DECADE

DECADE	RECORD	PCT.
1920s	6-14-4	.250
1930s	25-33-8	.378
1940s	47-46-13	.443
1950s	46-69-24	.331
1960s	70-36-18	.565
1970s	15-25-7	.319
1980s	11-19-1	.355
1990s	13-5-2	.650
2000s	5-5-1-1	.417
2010s	2-3-1	.333

HOME/AWAY SPLITS

LIFETIME	GP	W	L	T	OTL	GF	GA	PTS
Home	292	149	96	45	2	940	788	345
Road	290	91	165	34	0	820	1,041	216
TOTALS	582	240	261	79	2	1,760	1,829	561

THE LAST TIME THE BLACKHAWKS...

Last Win:Dec. 11, 2014 (3-2 at Boston)
 Last Home Win:Jan. 19, 2013 (3-2 SO)
 Last Road Win:Dec. 11, 2014 (3-2)
 Last Loss:Feb. 22, 2015 (6-2 in Chicago)
 Last Home Loss:Feb. 22, 2015 (6-2)
 Last Road Loss:March 27, 2014 (3-0)
 Last Tie:Oct. 28, 2001 (3-3 in Chicago)
 Last Shutout Win:March 22, 1998 (1-0 in Chicago)
 Last Shutout Loss:March 27, 2014 (3-0 at Boston)

2014-15 REGULAR-SEASON SERIES RECAP

2014-15 Blackhawks record: 0-1-0 at United Center; 1-0-0 at Boston

DATE	TEAM	SCORING BY PERIOD					SHOTS BY PERIOD					PP	PIM	GWG	GOALIE (SAVES-SHOTS)	ATTN.
		1	2	3	OT	F	1	2	3	OT	TOT					
12/11	CHI	2	1	0	-	3	12	7	2	-	21	0-4 (0.0)	4-11	P. Kane	Darling (32-34)	17,565
	BOS	0	1	1	-	2	14	10	10	-	34	0-2 (0.0)	6-15			
02/22	BOS	2	4	0	-	6	8	16	6	-	30	2-4 (50.0)	7-17	M. Lucic	Rask (26-28)	22,104
	CHI	1	0	1	-	2	12	7	9	-	28	1-4 (25.0)	7-17			
TOTALS																
	TEAM	SCORING BY PERIOD					SHOTS BY PERIOD					PP	PIM		GOALIE (SAVES-SHOTS)	
		1	2	3	OT	TOT	1	2	3	OT	TOT					
	BOS	2	5	1	-	8	22	26	16	-	64	2-6 (33.3)	13-32		Rask (44-49)	
	CHI	3	1	1	-	5	24	14	11	-	49	1-8 (12.5)	11-28		Crawford (10-14), Darling (32-34), Raanta (14-16)	

2014-15 REGULAR-SEASON STATISTICS


BLACKHAWKS							BRUINS								
	GP	G	A	PTS	+/-	PIM		GP	G	A	PTS	+/-	PIM		
Patrick Kane	2	1	1	2	-1	2	Patrice Bergeron	2	1	3	4	3	0		
Ben Smith	1	1	1	2	2	0	Reilly Smith	2	2	1	3	3	0		
Marcus Kruger	2	0	2	2	0	0	Dougie Hamilton	2	1	1	2	1	0		
Duncan Keith	2	0	2	2	1	0	Milan Lucic	2	1	1	2	1	0		
Jonathan Toews	2	1	0	1	0	2	Torey Krug	2	1	1	2	-1	2		
David Rundblad	1	0	1	1	0	0	Brad Marchand	2	0	2	2	3	4		
Klas Dahlbeck	1	1	0	1	1	2	Loui Eriksson	2	1	0	1	0	0		
Daniel Carcillo	2	0	1	1	1	7	Gregory Campbell	2	1	0	1	0	0		
Bryan Bickell	2	1	0	1	0	0	Dennis Seidenberg	2	0	1	1	1	2		
Kris Versteeg	2	0	1	1	-1	0	Brian Ferlin	1	0	1	1	1	0		
Johnny Oduya	2	0	0	0	0	0	Ryan Spooner	1	0	1	1	0	0		
Marian Hossa	2	0	0	0	0	2	David Pastrnak	1	0	1	1	0	0		
Brad Richards	2	0	0	0	-1	0	Zdeno Chara	2	0	0	0	2	4		
Michal Rozsival	2	0	0	0	-4	4	Carl Soderberg	2	0	0	0	0	0		
Patrick Sharp	2	0	0	0	-3	0	Chris Kelly	2	0	0	0	-2	5		
Brandon Saad	2	0	0	0	-2	0	Adam McQuaid	1	0	0	0	1	5		
Andrew Shaw	2	0	0	0	-1	5	Jordan Caron	1	0	0	0	1	2		
Ryan Hartman	1	0	0	0	0	2	Zach Trotman	1	0	0	0	0	0		
Niklas Hjalmarsson	2	0	0	0	-3	0	Craig Cunningham	1	0	0	0	0	0		
Brent Seabrook	2	0	0	0	1	0	Matt Bartkowski	1	0	0	0	0	0		
							Kevan Miller	1	0	0	0	0	0		
							Daniel Paille	1	0	0	0	-1	0		
							Matt Fraser	1	0	0	0	-1	0		
							Seth Griffith	1	0	0	0	-2	0		
GOALTENDER	GP	MIN	GA	SA	SV	AVG	W-L-OTL	GOALTENDER	GP	MIN	GA	SA	SV	AVG	W-L-OTL
Scott Darling	1	60	2	34	32	2.00	1-0-0	Tuukka Rask	2	119	5	49	44	2.53	1-1-0
Corey Crawford	1	32	4	14	10	7.43	0-1-0								
Antti Raanta	1	28	2	16	14	4.33	0-0-0								

2014-15 HIGHLIGHTS

Rookie defenseman Klas Dahlbeck netted his first NHL goal to open the scoring in a 3-2 win over the Bruins in Boston on Dec. 11. Ben Smith also tallied, while Patrick Kane netted the game-winner as Chicago raced to a 3-0 lead and never looked back.



DAN BYLSMA



BRIAN GIONTA



CLUB INFORMATION

Founded: 1970-71
 Home Arena: First Niagara Center (19,070)
 Front Office Address: One Seymour H. Knox III Plaza, Buffalo, NY 14203
 Phone: 716-855-4000
 Fax: 716-855-4122
 Website: sabres.nhl.com
 Stanley Cups: none
 President: Russ Brandon
 General Manager: Tim Murray
 Head Coach: Dan Bylsma
 Assistant Coaches: Dave Barr, Terry Murray
 Goaltending Coach: Andrew Allen
 Vice President, Public/Community Relations: Michael Gilbert
 Director, Media Relations: Chris Bandura
 Manager, Public Relations: Jan Ott
 Coordinator, Public Relations: Chris Dierken
 2014-15 record: 23-51-8 (54 points), 8th Atlantic Division
 2015 playoffs: DND

BROADCAST TEAMS

Television/radio play-by-play: Dan Dunleavy, Rick Jeanneret
 Television/radio color analyst: Rob Ray
 Television/radio studio analysts: Brian Duff, Brad May

2015-16 MEETINGS

Saturday, Dec. 19 at Buffalo
 Friday, Jan. 8 in Chicago

ALL-TIME FRANCHISE RECORDS

SEASON-BY-SEASON RECORD (SINCE 1975)

	GP	W	L	T	OTL		GP	W	L	T	OTL
1975-76	4	0	2	2	-	2001-02	1	1	0	0	0
1976-77	4	1	3	0	-	2002-03	2	1	0	1	0
1977-78	4	1	2	1	-	2003-04	1	0	1	0	0
1978-79	5	2	2	1	-	2004-05	-	SEASON CANCELED	-	-	-
1979-80	4	1	1	2	-	2005-06	-	DID NOT PLAY	-	-	-
1980-81	4	2	2	0	-	2006-07	1	0	1	0	0
1981-82	3	1	2	0	-	2007-08	1	0	1	0	0
1982-83	3	1	1	1	-	2008-09	1	1	0	0	0
1983-84	3	2	1	0	-	2009-10	1	0	1	0	0
1984-85	3	0	3	0	-	2010-11	2	2	0	0	0
1985-86	3	2	1	0	-	2011-12	1	1	0	0	0
1986-87	3	1	2	0	-	2012-13	-	DID NOT PLAY	-	-	-
1987-88	3	1	2	0	-	2013-14	2	2	0	0	0
1988-89	3	1	2	0	-	2014-15	2	2	0	0	0
1989-90	3	2	1	0	-	TOTALS	115	49	52	13	1
1990-91	3	1	2	0	-						
1991-92	3	1	2	0	-						
1992-93	2	0	2	0	-						
1993-94	2	1	1	0	-						
1994-95	-	DID NOT PLAY	-	-	-						
1995-96	2	2	0	0	-						
1996-97	2	1	1	0	-						
1997-98	2	2	0	0	-						
1998-99	2	1	1	0	-						
1999-2000	2	0	1	0	1						
2000-01	2	0	2	0	0						

RECORD BY DECADE

DECADE	RECORD	PCT.
1970s	17-19-11	.362
1980s	13-17-1	.419
1990s	9-10-1	.473
2000s	3-6-1-0	.300
2010s	6-0-0	1.000

HOME/AWAY SPLITS

LIFETIME	GP	W	L	T	OTL	GF	GA	PTS
Home	57	32	18	6	1	187	150	71
Road	58	17	34	7	0	150	209	41
TOTALS	115	49	52	13	1	337	359	112

THE LAST TIME THE BLACKHAWKS...

Last Win: April 3, 2015 (4-3 at Buffalo)
 Last Home Win: Oct. 11, 2014 (6-2)
 Last Road Win: April 3, 2015 (4-3)
 Last Loss: Dec. 11, 2009 (2-1 at Buffalo)
 Last Home Loss: Jan. 10, 2007 (2-1)
 Last Road Loss: Dec. 11, 2009 (2-1)
 Last Tie: Dec. 13, 2002 (1-1 at Buffalo)
 Last Shutout Win: Oct. 13, 2002 (3-0 in Chicago)
 Last Shutout Loss: Nov. 22, 1991 (2-0 at Buffalo)

2014-15 REGULAR-SEASON SERIES RECAP

2014-15 Blackhawks record: 1-0-0 at United Center; 1-0-0 at Buffalo

DATE	TEAM	SCORING BY PERIOD					SHOTS BY PERIOD					PP	PIM	GWG	GOALIE (SAVES-SHOTS)	ATTN.
		1	2	3	OT	F	1	2	3	OT	TOT					
10/11	BUF	2	0	0	-	2	10	9	4	-	23	0-4 (0.0)	4-8		Enroth (41-47)	
	CHI	2	0	4	-	6	17	11	19	-	47	1-4 (25.0)	4-8	P. Kane	Crawford (21-25)	22,012
04/03	CHI	2	0	2	-	4	12	12	12	-	36	0-3 (0.0)	5-13	J. Toews	Darling (35-38)	
	BUF	0	1	2	-	3	11	16	11	-	38	1-3 (33.3)	5-13		Lindback (32-36)	19,070
TOTALS																
TEAM		SCORING BY PERIOD					SHOTS BY PERIOD					PP	PIM	GOALIE (SAVES-SHOTS)		
		1	2	3	OT	TOT	1	2	3	OT	TOT					
BUF		2	1	2	-	5	21	25	15	-	61	1-7 (14.3)	9-21	Enroth (41-47), Lindback (32-36)		
CHI		4	0	6	-	10	29	23	31	-	83	1-7 (14.3)	9-21	Crawford (21-23), Darling (35-38)		

2014-15 REGULAR-SEASON STATISTICS

BLACKHAWKS							SABRES							
	GP	G	A	PTS	+/-	PIM		GP	G	A	PTS	+/-	PIM	
Brandon Saad	2	0	5	5	4	2	Rasmus Ristolainen	2	0	3	3	-1	0	
Jonathan Toews	2	2	2	4	3	0	Marcus Foligno	2	2	0	2	1	0	
Andrew Shaw	2	1	3	4	3	2	Tyler Ennis	2	1	1	2	-2	0	
Duncan Keith	2	2	0	2	2	0	Drew Stafford	1	0	2	2	1	0	
Patrick Sharp	2	2	0	2	0	0	Zemgus Girgensons	1	1	0	1	0	0	
Marian Hossa	2	1	1	2	2	0	Johan Larsson	1	1	0	1	-2	2	
Patrick Kane	1	1	1	2	1	0	Andrej Meszaros	2	0	1	1	-4	2	
Daniel Carcillo	1	1	0	1	1	2	Brian Gionta	2	0	1	1	-4	0	
David Rundblad	2	0	1	1	4	0	Nicolas Deslauriers	2	0	0	0	1	4	
Brent Seabrook	2	0	1	1	1	0	Andre Benoit	2	0	0	0	-4	2	
Niklas Hjalmarsson	2	0	1	1	1	2	Cody Hodgson	2	0	0	0	-5	0	
Brad Richards	2	0	1	1	-1	0	Mikhail Grigorenko	1	0	0	0	1	0	
Johnny Oduya	2	0	0	0	4	0	Tim Schaller	1	0	0	0	0	0	
Bryan Bickell	2	0	0	0	1	2	Mike Weber	1	0	0	0	1	0	
Marcus Kruger	2	0	0	0	0	2	Matt Ellis	1	0	0	0	0	0	
Teuvo Teravainen	1	0	0	0	1	0	Cody McCormick	1	0	0	0	0	0	
Antoine Vermette	1	0	0	0	0	0	Josh Gorges	1	0	0	0	0	0	
Kris Versteeg	1	0	0	0	0	2	Patrick Kaleta	1	0	0	0	0	0	
Ben Smith	1	0	0	0	0	0	Matt Moulson	1	0	0	0	0	0	
Jeremy Morin	1	0	0	0	0	0	Torrey Mitchell	1	0	0	0	0	0	
Andrew Desjardins	1	0	0	0	0	5	Zach Bogosian	1	0	0	0	0	2	
Trevor van Riemsdyk	1	0	0	0	0	0	Tyler Myers	1	0	0	0	0	2	
Kimmo Timonen	1	0	0	0	-1	2	Tyson Strachan	1	0	0	0	0	5	
							Sam Reinhart	1	0	0	0	-1	0	
							Phil Varone	1	0	0	0	-2	0	
							Zac Dalpe	1	0	0	0	-2	0	
							Nikita Zadorov	1	0	0	0	-2	2	
							Chris Stewart	1	0	0	0	-3	0	
GOALTENDER							GOALTENDER							
Corey Crawford	1	60	2	23	21	2.01	Jhonas Enroth	1	60	6	47	41	6.00	0-1-0
Scott Darling	1	60	3	38	35	3.01	Anders Lindback	1	60	4	36	32	4.05	0-1-0

2014-15 HIGHLIGHTS

The Blackhawks began their home campaign with a resounding 6-2 win over Buffalo on Oct. 11, tallying four times in the third period. Brandon Saad collected a career-high three assists, while Jonathan Toews (2A), Patrick Kane (1G, 1A) and Andrew Shaw (1G, 1A) also posted multi-point outings. Marian Hossa scored his 30th career shorthanded goal, becoming one of just 20 players to do so in NHL history.

Trailing by a goal late in regulation, captain Jonathan Toews scored twice in the final 2 minutes of the game to give the Blackhawks a 4-3 win in Buffalo on April 3. Andrew Shaw and Brandon Saad each picked up a pair of helpers, and Scott Darling made 35 saves on 38 shots.



BOB HARTLEY



MARK GIORDANO



CLUB INFORMATION

Founded: 1972-73 (Atlanta), 1980-81 (Calgary)
 Home Arena: Scotiabank Saddledome (19,289)
 Front Office Address: P.O. Box 1540, Station M, Calgary, AB T2P 3B9
 Phone: 403-777-2177
 Fax: 403-777-2171
 Website: flames.nhl.com
 Stanley Cups: 1989
 President/Chief Executive Officer: Ken King
 General Manager: Brad Treliving
 Head Coach: Bob Hartley
 Associate Coach: Jacques Cloutier
 Assistant Coach: Martin Gelinas
 Goaltending Coach: Jordan Sigala
 Vice President, Communications: Peter Hanlon
 Director, Communications and Media Relations: Sean Kelso
 2014-15 record: 45-30-7 (97 points), 3rd Pacific Division
 2015 playoffs: Western Conference Second Round (def. by Anaheim 4-1)

BROADCAST TEAMS

Television play-by-play: Rick Ball
 Television color analyst: Kelly Hrudey
 Radio play-by-play: Derek Wills
 Radio color analyst: Peter Loubardias

2015-16 MEETINGS

Sunday, Nov. 15 in Chicago
 Friday, Nov. 20 at Calgary
 Saturday, March 26 at Calgary

ALL-TIME FRANCHISE RECORDS

INCLUDES TOTALS FROM ATLANTA FLAMES (1972-80)

SEASON-BY-SEASON RECORD (SINCE 1975)

	GP	W	L	T	OTL		GP	W	L	T	OTL
1975-76	5	2	2	1	-	2001-02	4	2	1	1	0
1976-77	5	2	3	0	-	2002-03	4	0	3	1	0
1977-78	5	2	1	2	-	2003-04	4	2	2	0	0
1978-79	5	2	1	2	-	2004-05	- SEASON CANCELED -				
1979-80	4	2	0	2	-	2005-06	4	2	2	0	0
1980-81	3	1	0	3	-	2006-07	4	2	2	0	0
1981-82	3	2	0	1	-	2007-08	4	2	2	0	0
1982-83	3	1	2	0	-	2008-09	4	4	0	0	0
1983-84	3	1	2	0	-	2009-10	4	4	0	0	0
1984-85	3	2	1	0	-	2010-11	4	2	2	0	0
1985-86	3	2	1	0	-	2011-12	4	2	2	0	0
1986-87	3	0	3	0	-	2012-13	3	3	0	0	0
1987-88	3	0	2	1	-	2013-14	3	1	0	0	2
1988-89	3	0	3	0	-	2014-15	3	2	0	0	1
1989-90	3	0	2	1	-	TOTALS	161	71	60	26	4
1990-91	3	1	2	0	-						
1991-92	3	1	1	1	-						
1992-93	3	3	0	0	-						
1993-94	4	4	0	0	-						
1994-95	4	1	2	1	-						
1995-96	4	0	2	2	-						
1996-97	4	3	1	0	-						
1997-98	4	0	1	3	-						
1998-99	4	1	2	1	-						
1999-2000	4	1	1	1	1						
2000-01	4	1	3	0	0						

RECORD BY DECADE

DECADE	RECORD	PCT.
1970s	18-13-9	.450
1980s	9-16-6	.290
1990s	15-12-9	.417
2000s	19-15-2-1	.514
2010s	10-4-3	.588

HOME/AWAY SPLITS

LIFETIME	GP	W	L	T	OTL	GF	GA	PTS
Home	80	39	26	13	2	260	222	93
Road	81	32	34	13	2	240	250	79
TOTALS	161	71	60	26	4	500	472	172

THE LAST TIME THE BLACKHAWKS...

Last Win: Dec. 14, 2014 (2-1 at Calgary)
 Last Home Win: Dec. 14, 2014 (2-1)
 Last Road Win: Nov. 20, 2014 (4-3)
 Last Loss: Oct. 15, 2014 (2-1 OT in Chicago)
 Last Home Loss: Oct. 15, 2014 (2-1 OT)
 Last Road Loss: Jan. 28, 2014 (5-4 OT)
 Last Tie: Feb. 6, 2003 (2-2 at Calgary)
 Last Shutout Win: March 26, 2013 (2-0 in Chicago)
 Last Shutout Loss: March 7, 2003 (2-0 in Chicago)

2014-15 REGULAR-SEASON SERIES RECAP

2014-15 Blackhawks record: 1-0-1 at United Center; 1-0-0 at Calgary

DATE	TEAM	SCORING BY PERIOD					SHOTS BY PERIOD					PP	PIM	GWG	GOALIE (SAVES-SHOTS)		ATTN.
		1	2	3	OT	F	1	2	3	OT	TOT						
10/15	CGY	0	1	0	1	2	2	6	7	3	18	0-1 (0.0)	7-14	M. Backlund (OT)	Hiller (49-50)		
	CHI	0	0	1	0	1	18	16	13	3	50	1-7 (14.3)	1-2		Crawford (16-18)		21,112
11/20	CHI	2	1	1	-	4	12	6	4	-	22	1-2 (50.0)	6-12	P. Kane	Crawford (24-27)		
	CGY	2	1	0	-	3	11	9	7	-	27	2-6 (33.3)	2-4		Hiller (18-22)		19,289
12/14	CGY	0	1	0	-	1	9	10	5	-	24	0-3 (0.0)	2-4		Hiller (26-28)		
	CHI	0	1	1	-	2	7	11	10	-	28	1-2 (50.0)	3-6	B. Saad	Raanta (23-24)		21,572
TOTALS		SCORING BY PERIOD					SHOTS BY PERIOD					PP	PIM	GOALIE (SAVES-SHOTS)			
		1	2	3	OT	TOT	1	2	3	OT	TOT						
		TEAM	2	3	0	1	6	22	25	19	3	69	2-10 (20.0)	11-22	Hiller (93-100)		
		CHI	2	2	3	0	7	37	33	27	3	100	3-11 (27.3)	10-20	Crawford (40-45), Raanta (23-24)		

2014-15 REGULAR-SEASON STATISTICS

BLACKHAWKS	GP	G	A	PTS	+/-	PIM	FLAMES	GP	G	A	PTS	+/-	PIM
Patrick Kane	3	1	2	3	0	0	Dennis Wideman	3	2	0	2	1	4
Jonathan Toews	3	0	3	3	-1	2	Paul Byron	3	1	1	2	1	0
Patrick Sharp	2	1	1	2	-2	0	T.J. Brodie	3	0	2	2	2	4
Daniel Carcillo	3	1	0	1	1	0	Johnny Gaudreau	3	0	2	2	1	0
Brandon Saad	3	1	0	1	0	0	Sean Monahan	3	1	0	1	0	0
Brent Seabrook	3	1	0	1	-2	0	Jiri Hudler	3	1	0	1	0	2
Andrew Shaw	2	1	0	1	0	0	Mikael Backlund	1	1	0	1	1	0
Adam Clendening	1	1	0	1	2	0	Kris Russell	2	0	1	1	3	4
Brad Richards	3	0	1	1	1	0	Joe Colborne	2	0	1	1	1	0
Marcus Kruger	3	0	1	1	1	4	Markus Granlund	2	0	1	1	0	0
Niklas Hjalmarsson	3	0	1	1	0	4	Curtis Glencross	3	0	1	1	0	0
Marian Hossa	3	0	1	1	0	2	Josh Jooris	2	0	1	1	-1	0
Kris Versteeg	2	0	1	1	1	0	Mark Giordano	3	0	1	1	-1	0
Johnny Oduya	3	0	0	0	1	4	Raphael Diaz	3	0	0	0	-1	0
Bryan Bickell	3	0	0	0	0	2	Deryk Engelland	2	0	0	0	-1	0
Ben Smith	3	0	0	0	-1	0	Brandon Bollig	2	0	0	0	-1	2
Duncan Keith	3	0	0	0	-2	0	Matt Stajan	2	0	0	0	0	0
Michal Rozsival	2	0	0	0	2	2	Mason Raymond	2	0	0	0	0	0
Jeremy Morin	2	0	0	0	0	0	Lance Bouma	2	0	0	0	-1	0
Joakim Nordstrom	1	0	0	0	1	0	Ladislav Smid	2	0	0	0	-3	4
David Rundblad	1	0	0	0	0	0	Devin Setoguchi	1	0	0	0	1	2
Tim Erixon	1	0	0	0	0	0	David Jones	1	0	0	0	0	0
Trevor van Riemsdyk	1	0	0	0	-1	0	Brian McGrattan	1	0	0	0	0	0
							Michael Ferland	1	0	0	0	-1	0
							Max Reinhart	1	0	0	0	-1	0
							Sven Baertschi	1	0	0	0	-1	0
GOALTENDER							GOALTENDER						
Corey Crawford	2	125	5	45	40	2.41	Jonas Hiller	3	181	7	100	93	2.32
Antti Raanta	1	60	1	24	23	1.00							1-2-0

2014-15 HIGHLIGHTS

Brent Seabrook netted a goal in his 700th NHL game, and Patrick Kane notched the game-winner in the third period to give the Blackhawks a 4-3 win over the Flames in Calgary on Nov. 21. Defenseman Adam Clendening, playing in his NHL debut, opened the scoring with his first career goal on his first career shot.

Calgary got on the board first, but goals by Patrick Sharp and Brandon Saad gave Chicago a 2-1 win over the Flames at the United Center on Dec. 14. Jonathan Toews picked up helpers on both Blackhawks goals.



BILL PETERS



ERIC STAAL



CLUB INFORMATION

Founded: 1972-73 (WHA, Hartford), 1979-80 (NHL), 1997-98 (Carolina)
 Home Arena: PNC Arena (18,680)
 Front Office Address: 1400 Edwards Mill Road, Raleigh, NC 27607
 Phone: 919-467-7825
 Fax: 919-462-7030
 Website: hurricanes.nhl.com
 Stanley Cups: 2006
 Executive Vice President/General Manager: Ron Francis
 Head Coach: Bill Peters
 Assistant Coaches: Rob Brind'Amour, Steve Smith
 Goaltending Coach: David Marcoux
 Vice President, Communications/Team Services: Mike Sundheim
 Senior Director, Communications/Team Services: Kyle Hanlin
 2014-15 record: 30-41-11 (71 points), 7th Metropolitan
 2015 playoffs: DND

BROADCAST TEAMS

Television play-by-play: John Forslund
 Television color analyst: Tripp Tracy
 Radio play-by-play: Chuck Kaiton

2015-16 MEETINGS

Sunday, Dec. 27 in Chicago
 Tuesday, Jan. 26 at Carolina

ALL-TIME FRANCHISE RECORDS INCLUDES TOTALS FROM HARTFORD WHALERS (1979-97)

SEASON-BY-SEASON RECORD

	GP	W	L	T	OTL		GP	W	L	T	OTL
1979-80	4	1	1	2	-	2003-04	1	0	1	0	0
1980-81	4	3	0	1	-	2004-05	-	SEASON CANCELED	-	-	-
1981-82	3	1	1	1	-	2005-06	1	0	1	0	0
1982-83	3	3	0	0	-	2006-07	-	DID NOT PLAY	-	-	-
1983-84	3	1	2	0	-	2007-08	1	0	1	0	0
1984-85	3	1	2	0	-	2008-09	1	1	0	0	0
1985-86	3	2	1	0	-	2009-10	1	0	1	0	0
1986-87	3	2	1	0	-	2010-11	1	1	0	0	0
1987-88	3	1	2	0	-	2011-12	1	0	1	0	0
1988-89	3	1	2	0	-	2012-13	-	DID NOT PLAY	-	-	-
1989-90	3	2	1	0	-	2013-14	2	2	0	0	0
1990-91	3	1	1	1	-	2014-15	2	2	0	0	0
1991-92	3	3	0	0	-	TOTALS	69	34	27	7	1
1992-93	2	2	0	0	-						
1993-94	2	0	2	0	-						
1994-95	-	DID NOT PLAY	-	-	-						
1995-96	2	1	1	0	-						
1996-97	2	1	0	1	-	DECADE	RECORD	PCT.			
1997-98	2	1	1	0	-	1970s	1-1-2	.250			
1998-99	2	1	1	0	-	1980s	17-12-2	.548			
1999-2000	1	0	1	0	0	1990s	10-7-2	.526			
2000-01	2	0	2	0	0	2000s	1-7-1	.100			
2001-02	1	0	0	0	1	2010s	5-1-0	.833			
2002-03	1	0	0	1	0						

HOME/AWAY SPLITS

LIFETIME	GP	W	L	T	OTL	GF	GA	PTS
Home	34	20	10	3	1	133	94	44
Road	35	14	17	4	0	103	112	32
TOTALS	69	34	27	7	1	236	206	76

THE LAST TIME THE BLACKHAWKS...

Last Win: March 23, 2015 (3-1 at Carolina)
 Last Home Win: March 2, 2015 (5-2)
 Last Road Win: March 23, 2015 (3-1)
 Last Loss: Oct. 28, 2011 (3-0 at Carolina)
 Last Home Loss: March 12, 2008 (3-0)
 Last Road Loss: Oct. 28, 2011 (3-0)
 Last Tie: Oct. 26, 2002 (3-3 at Carolina)
 Last Shutout Win: March 28, 1993 (3-0 in Chicago)
 Last Shutout Loss: Oct. 28, 2011 (3-0 at Carolina)

2014-15 REGULAR-SEASON SERIES RECAP

2014-15 Blackhawks record: 1-0-0 at United Center; 1-0-0 at Carolina

DATE	TEAM	SCORING BY PERIOD					SHOTS BY PERIOD					PP	PIM	GWG	GOALIE (SAVES-SHOTS)	ATTN.
		1	2	3	OT	F	1	2	3	OT	TOT					
03/02	CAR	0	0	2	-	2	4	14	11	-	29	0-3 (0.0)	0-0		Ward (14-18), Khudobin (7-8)	
	CHI	1	3	1	-	5	7	11	8	-	26	0-0 (0.0)	3-6	B. Saad	Crawford (21-29)	21,641
03/23	CHI	2	0	1	-	3	9	6	10	-	25	0-0 (0.0)	1-2	P. Sharp	Crawford (43-44)	
	CAR	0	1	0	-	1	10	19	15	-	44	0-1 (0.0)	0-0		Khudobin (22-24)	13,786
TOTALS		SCORING BY PERIOD					SHOTS BY PERIOD					PP	PIM		GOALIE (SAVES-SHOTS)	
		1	2	3	OT	TOT	1	2	3	OT	TOT					
		CAR	0	1	2	-	3	14	33	26	-	73	0-4 (0.0)	0-0		Khudobin (29-32), Ward (14-18)
		CHI	3	3	2	-	8	16	17	18	-	51	0-0 (0.0)	4-8		Crawford (70-73)

2014-15 REGULAR-SEASON STATISTICS

BLACKHAWKS	GP	G	A	PTS	+/-	PIM	HURRICANES	GP	G	A	PTS	+/-	PIM	
Jonathan Toews	2	2	2	4	3	0	John-Michael Liles	2	1	1	2	2	0	
Andrew Shaw	2	2	1	3	3	0	Eric Staal	2	0	2	2	-4	0	
Marian Hossa	2	1	1	2	3	2	Alexander Semin	2	1	0	1	-1	0	
Marcus Kruger	2	1	1	2	2	2	Victor Rask	2	1	0	1	-1	0	
Patrick Sharp	2	1	1	2	2	2	Nathan Gerbe	2	0	1	1	1	0	
Michal Rozsival	2	0	2	2	4	0	Jay McClement	2	0	1	1	0	0	
Niklas Hjalmarsson	2	0	2	2	3	0	Andrej Nestrasil	2	0	1	1	-1	0	
Brandon Saad	2	1	0	1	-1	0	Chris Terry	2	0	0	0	-1	0	
Duncan Keith	2	0	1	1	4	0	Riley Nash	2	0	0	0	-1	0	
Joakim Nordstrom	2	0	1	1	2	0	Michael Jordan	2	0	0	0	-2	0	
Tuovo Teravainen	2	0	0	0	0	0	Ron Hainsey	2	0	0	0	-2	0	
Bryan Bickell	2	0	0	0	0	0	Jeff Skinner	2	0	0	0	-2	0	
Kris Versteeg	2	0	0	0	0	0	Elias Lindholm	2	0	0	0	-3	0	
Antoine Vermette	2	0	0	0	0	0	Justin Faulk	2	0	0	0	-4	0	
Brad Richards	2	0	0	0	0	0	Jordan Staal	2	0	0	0	-4	0	
Kimmo Timonen	2	0	0	0	-1	0	Danny Biega	1	0	0	0	1	0	
Brent Seabrook	2	0	0	0	-1	2	Patrick Dwyer	1	0	0	0	0	0	
Johnny Oduya	1	0	0	0	1	0	Brett Bellemore	1	0	0	0	0	0	
David Rundblad	1	0	0	0	0	0	Brad Malone	1	0	0	0	-1	0	
							Ryan Murphy	1	0	0	0	-1	0	
							Jack Hillen	1	0	0	0	-2	0	
GOALTENDER	GP	MIN	GA	SA	SV	AVG	GOALTENDER	GP	MIN	GA	SA	SV	AVG	W-L-OTL
Corey Crawford	2	120	3	73	70	1.50	Anton Khudobin	1	79	3	32	29	2.27	0-1-0
							Cam Ward	1	40	4	18	14	6.00	0-1-0

2014-15 HIGHLIGHTS

Jonathan Toews scored the first two goals of the game, then added an assist to pace the Blackhawks in a 5-2 victory over the Hurricanes at home on March 2. Antoine Vermette and Kimmo Timonen, acquisitions at the trade deadline, made their debuts with the team.

Andrew Shaw scored twice, and Toews recorded his 500th career NHL point with an assist, as the Blackhawks take a 3-1 victory in Raleigh on March 23. Corey Crawford made 43 saves on 44 shots to claim his 30th win of the season, which also marked Head Coach Joel Quenneville's 750th career win.



PATRICK ROY



GABRIEL LANDESKOG



CLUB INFORMATION

Founded: 1972-73 (WHA, Quebec), 1979-80 (NHL), 1995-96 (Colorado)
 Home Arena: Pepsi Center (18,007)
 Front Office Address: 1000 Chopper Circle, Denver, CO 80204
 Phone: 303-405-1100
 Fax: 303-893-0614
 Website: avalanche.nhl.com
 Stanley Cups: 1996, 2001
 President: Josh Kroenke
 Executive Vice President, Hockey Operations/General Manager: Joe Sakic
 Head Coach/Vice President, Hockey Operations: Patrick Roy
 Assistant Coaches: Tim Army, Dave Farrish
 Goaltending Coach: Francois Allaire
 Senior VP, Communications and Business Operations: Jean Martineau
 Executive Director, Media Services: Brendan McNicholas
 Coordinators, Website/Media Relations: Ryan Boulding, Ron Knabenbauer
 2014-15 record: 39-31-12 (90 points), 7th Central Division
 2015 playoffs: DND

BROADCAST TEAMS

Television play-by-play: Mike Haynes
 Television color analyst: Peter McNab
 Radio play-by-play/analyst: Marc Moser

2015-16 MEETINGS

Tuesday, Dec. 15 in Chicago
 Thursday, Dec. 31 at Colorado
 Sunday, Jan. 10 in Chicago
 Tuesday, Feb. 2 at Colorado

ALL-TIME FRANCHISE RECORDS INCLUDES TOTALS FROM QUEBEC NOROQUES (1979-95)

SEASON-BY-SEASON RECORD

	GP	W	L	T	OTL		GP	W	L	T	OTL
1979-80	4	2	1	1	-	2003-04	4	0	1	1	2
1980-81	4	3	0	1	-	2004-05	-	SEASON CANCELED	-	-	-
1981-82	3	1	2	0	-	2005-06	4	2	2	0	0
1982-83	3	2	1	0	-	2006-07	4	2	2	0	0
1983-84	3	1	1	1	-	2007-08	4	3	1	0	0
1984-85	3	0	3	0	-	2008-09	4	2	2	0	0
1985-86	3	1	2	0	-	2009-10	4	3	0	0	1
1986-87	3	1	2	0	-	2010-11	4	1	2	0	1
1987-88	3	0	2	1	-	2011-12	4	1	2	0	1
1988-89	3	2	0	1	-	2012-13	3	2	1	0	0
1989-90	3	2	1	0	-	2013-14	5	1	3	0	1
1990-91	3	3	0	0	-	2014-15	5	2	3	0	0
1991-92	3	3	0	0	-	TOTALS	121	52	53	9	7
1992-93	2	1	0	1	-						
1993-94	2	1	1	0	-						
1994-95	-	DID NOT PLAY	-	-	-						
1995-96	4	1	3	0	-						
1996-97	4	1	3	0	-						
1997-98	4	2	2	0	-						
1998-99	4	1	2	1	-						
1999-2000	4	2	2	0	0						
2000-01	3	0	2	1	0						
2001-02	4	3	1	0	0						
2002-03	4	0	3	0	1						

RECORD BY DECADE

DECADE	RECORD	PCT.
1970s	2-1-1	.500
1980s	13-14-4	.419
1990s	15-13-2	.500
2000s	15-14-2-4	.429
2010s	7-11-3	.333

HOME/AWAY SPLITS

LIFETIME	GP	W	L	T	OTL	GF	GA	PTS
Home	61	31	21	3	5	197	186	70
Road	60	21	32	6	2	188	226	50
TOTALS	121	52	53	9	7	385	412	120

THE LAST TIME THE BLACKHAWKS...

Last Win: Dec. 27, 2014 (5-2 at Colorado)
 Last Home Win: Dec. 27, 2013 (7-2)
 Last Road Win: Dec. 27, 2014 (5-2)
 Last Loss: April 11, 2015 (3-2 at Colorado)
 Last Home Loss: Feb. 20, 2015 (4-1)
 Last Road Loss: April 11, 2015 (3-2)
 Last Tie: March 23, 2004 (2-2 at Colorado)
 Last Shutout Win: Jan. 12, 2011 (4-0 in Chicago)
 Last Shutout Loss: Jan. 6, 2015 (2-0 in Chicago)

2014-15 REGULAR-SEASON SERIES RECAP

2014-15 Blackhawks record: 0-2-0 at United Center; 2-1-0 at Colorado

DATE	TEAM	SCORING BY PERIOD					SHOTS BY PERIOD					PP	PIM	GWG	GOALIE (SAVES-SHOTS)	ATTN.
		1	2	3	OT	F	1	2	3	OT	TOT					
11/26	CHI	0	2	1	-	3	13	19	13	-	45	2-6 (33.3)	2-4	B. Bickell	Crawford (27-29)	18,007
	COL	0	1	1	-	2	9	10	10	-	29	0-2 (0.0)	3-2		Pickard (42-45)	
12/27	CHI	2	1	2	-	5	9	13	11	-	33	2-4 (50.0)	3-5	B. Seabrook	Crawford (23-25)	18,085
	COL	2	0	0	-	2	6	8	11	-	25	0-3 (0.0)	4-8		Pickard (28-32)	
01/06	COL	2	0	0	-	2	11	5	8	-	24	0-2 (0.0)	4-8	N. MacKinnon	Varlamov (54-54)	21,492
	CHI	0	0	0	-	0	17	21	16	-	54	0-2 (0.0)	3-6		Crawford (22-24)	
02/20	COL	1	0	3	-	4	10	7	13	-	30	2-3 (66.7)	3-6	G. Landeskog	Varlamov (27-28)	22,103
	CHI	0	1	0	-	1	9	12	7	-	28	0-2 (0.0)	4-8		Crawford (26-30)	
04/11	CHI	0	1	1	-	2	6	14	10	-	30	0-0 (0.0)	3-6	J. Iginla	Darling (21-24)	18,049
	COL	1	1	1	-	3	7	8	9	-	24	2-2 (100.0)	1-2		Varlamov (28-30)	
TOTALS		SCORING BY PERIOD					SHOTS BY PERIOD					PP	PIM	GOALIE (SAVES-SHOTS)		
	TEAM	1	2	3	OT	TOT	1	2	3	OT	TOT					
	COL	2	6	5	-	13	43	38	51	-	132	4-12 (33.3)	18-36		Varlamov (109-112), Pickard (70-77)	
	CHI	2	5	4	-	11	79	79	57	-	190	4-14 (28.6)	15-30		Crawford (98-108), Darling (21-24)	

2014-15 REGULAR-SEASON STATISTICS

BLACKHAWKS	GP	G	A	PTS	+/-	PIM	AVALANCHE	GP	G	A	PTS	+/-	PIM		
Patrick Kane	4	2	4	6	0	0	Tyson Barrie	5	2	2	4	-1	4		
Jonathan Toews	4	1	2	3	3	4	Gabriel Landeskog	5	1	3	4	-1	4		
Marian Hossa	5	0	3	3	2	2	Jarome Iginla	5	2	1	3	-4	0		
Brandon Saad	5	2	0	2	2	0	Maxime Talbot	4	2	1	3	3	0		
Patrick Sharp	4	2	0	2	-3	4	Nathan MacKinnon	4	2	1	3	2	6		
Duncan Keith	4	0	2	2	2	4	Ryan O'Reilly	5	1	2	3	0	2		
Michal Rozsival	4	0	2	2	1	0	Cody McLeod	5	1	1	2	4	6		
Brent Seabrook	5	1	1	2	0	0	Alex Tanguay	5	0	2	2	-1	0		
Bryan Bickell	5	1	1	2	-1	2	John Mitchell	4	0	2	2	-1	2		
Kris Versteeg	4	1	1	2	-1	0	Brad Stuart	3	1	0	1	2	0		
Andrew Shaw	5	1	0	1	-2	2	Erik Johnson	2	1	0	1	1	0		
Ben Smith	4	0	1	1	0	0	Marc-Andre Cliche	5	0	1	1	4	0		
David Rundblad	3	0	1	1	0	0	Matt Duchene	5	0	1	1	-2	2		
Brad Richards	3	0	1	1	-2	0	Nick Holden	4	0	1	1	2	2		
Michael Paliotta	1	0	1	1	0	0	Zach Redmond	4	0	1	1	1	2		
Marcus Kruger	5	0	0	0	0	4	Joel Briere	4	0	1	1	0	0		
Niklas Hjalmarsson	5	0	0	0	-2	6	Danny Hilson	1	0	1	1	1	0		
Johnny Oduya	5	0	0	0	-3	2	Nate Guenin	5	0	0	0	-1	0		
Joakim Nordstrom	4	0	0	0	0	0	Jan Hejda	5	0	0	0	-1	2		
Teuvo Teravainen	2	0	0	0	1	0	Paul Carey	2	0	0	0	2	0		
Daniel Carillo	2	0	0	0	-2	0	Dennis Everberg	2	0	0	0	0	0		
Andrew Desjardins	1	0	0	0	0	0	Karl Stollery	1	0	0	0	1	0		
Tim Erixon	1	0	0	0	0	0	Duncan Siemens	1	0	0	0	0	0		
Adam Clendenen	1	0	0	0	-1	0	Borna Rendulic	1	0	0	0	0	0		
Ryan Hartman	1	0	0	0	-1	0	Tomas Vincour	1	0	0	0	0	2		
Kyle Baum	1	0	0	0	-1	0	Jordan Caron	1	0	0	0	-1	0		
Antoine Vermette	1	0	0	0	-1	0	Freddie Hamilton	1	0	0	0	-1	0		
Kyle Cumiskey	1	0	0	0	-1	0									
GOALTENDER	GP	MIN	GA	SA	SV	AVG	W-L-OTL	GOALTENDER	GP	MIN	GA	SA	SV	AVG	W-L-OTL
Corey Crawford	4	237	10	108	98	2.53	2-2-0	Semyon Varlamov	3	180	3	112	109	1.00	3-0-0
Scott Darling	1	59	3	24	21	3.03	0-1-0	Calvin Pickard	2	115	7	77	70	3.64	0-2-0

2014-15 HIGHLIGHTS

Patrick Kane collected three assists, and Bryan Bickell netted the game-winner as the Blackhawks defeated the Avalanche 3-2 in Denver on Nov. 26. Chicago outshot Colorado 45-29 in the contest, led by Marian Hossa (9 SOG).

A birthday goal from Patrick Sharp, plus three points from Patrick Kane (2G, 1A), helped the Blackhawks roll to a 5-2 road win over the Avs on Dec. 27. Jonathan Toews also picked up a pair of assists in the contest.



TODD RICHARDS



NICK FOLIGNO



CLUB INFORMATION

Founded: 2000-01
 Home Arena: Nationwide Arena (18,144)
 Front Office Address: 200 W. Nationwide Blvd., Columbus, OH 43215
 Phone: 614-246-4625
 Fax: 614-246-4007
 Website: bluejackets.nhl.com
 Stanley Cups: none
 President: John Davidson
 General Manager: Jarmo Kekalainen
 Head Coach: Todd Richards
 Associate Coach: Craig Hartsburg
 Assistant Coaches: Brad Larsen, Kenny McCudden
 Goaltending Coach: Jan Clark
 Vice President, Communications/Team Services: Todd Sharrock
 Director, Communications: Karen Davis
 Manager, Communications: Glenn Odebralski
 2014-15 record: 42-35-5 (89 points), 5th Metropolitan
 2015 playoffs: DNP

BROADCAST TEAMS

Television play-by-play: Jeff Rimer
 Television color analyst: Jody Shelley
 Television studio analyst: Bill Davidge
 Radio play-by-play: Bob McElligott

2015-16 MEETINGS

Saturday, Oct. 17 in Chicago
 Saturday, April 9 at Columbus

ALL-TIME FRANCHISE RECORDS

SEASON-BY-SEASON RECORD

	GP	W	L	T	OTL		GP	W	L	T	OTL
2000-01	5	4	0	0	1	2011-12	6	6	0	0	0
2001-02	5	2	1	2	0	2012-13	4	4	0	0	0
2002-03	5	3	2	0	0	2013-14	2	2	0	0	0
2003-04	6	2	4	0	0	2014-15	2	0	1	0	1
2004-05	- SEASON CANCELED -					TOTALS	77	45	24	2	6
2005-06	8	3	4	0	1						
2006-07	8	4	3	0	1						
2007-08	8	4	4	0	0						
2008-09	6	3	1	0	2						
2009-10	6	4	2	0	0						
2010-11	6	4	2	0	0						

RECORD BY DECADE

DECADE	RECORD	PCT.
2000s	29-21-2-5	.509
2010s	16-3-1	.842

HOME/AWAY SPLITS

LIFETIME	GP	W	L	T	OTL	GF	GA	PTS
Home	38	23	12	1	2	120	90	49
Road	39	22	12	1	4	136	122	49
TOTALS	77	45	24	2	6	256	212	98

THE LAST TIME THE BLACKHAWKS...

Last Win: April 4, 2014 (4-3 Columbus)
 Last Home Win: March 6, 2014 (6-1)
 Last Road Win: April 4, 2014 (4-3)
 Last Loss: March 27, 2015 (5-2 in Chicago)
 Last Home Loss: March 27, 2015 (5-2)
 Last Road Loss: Dec. 20, 2014 (3-2 SO)
 Last Tie: Nov. 23, 2001 (2-2 at Columbus)
 Last Shutout Win: Feb. 24, 2013 (1-0 in Chicago)
 Last Shutout Loss: March 26, 2008 (4-0 at Columbus)

2014-15 REGULAR-SEASON SERIES RECAP

2014-15 Blackhawks record: 0-1-0 at United Center; 0-0-1 at Columbus

DATE	TEAM	SCORING BY PERIOD					SHOTS BY PERIOD					PP	PIM	GWG	GOALIE (SAVES-SHOTS)	ATTN.			
		1	2	3	OT	F	1	2	3	OT	TOT								
03/27	CHI	0	1	1	0	2	15	14	9	3	41	0-4 (0.0)	4-8		Crawford (17-19)	18,164			
	CBJ	1	0	1	0	3	3	9	5	2	19	0-2 (0.0)	6-12	J. Johnson (50)	Bobrovsky (39-41)				
	CBJ	4	0	1	-	5	13	9	5	-	27	0-1 (0.0)	5-10	K. Connauton	Bobrovsky (31-33)				
	CHI	2	0	0	-	2	16	12	5	-	33	0-5 (0.0)	1-2		Crawford (9-13), Darling (13-15)				
TOTALS																			
	TEAM	SCORING BY PERIOD					SHOTS BY PERIOD					PP	PIM	GOALIE (SAVES-SHOTS)					
		1	2	3	OT	TOT	1	2	3	OT	TOT								
		CBJ	5	0	2	0	7	16	18	10	2			46	0-3 (0.0)	11-22	Bobrovsky (70-74)		
		CHI	2	1	1	0	4	31	26	14	3			74	0-9 (0.0)	5-10	Crawford (26-32), Darling (13-15)		

2014-15 REGULAR-SEASON STATISTICS

BLACKHAWKS	GP	G	A	PTS	+/-	PIM	BLUE JACKETS	GP	G	A	PTS	+/-	PIM		
Patrick Sharp	2	1	1	2	-1	0	Cam Atkinson	2	3	0	3	3	0		
Johnny Oduya	2	0	2	2	2	0	Ryan Johansen	2	1	2	3	3	2		
Jonathan Toews	2	1	0	1	0	4	Kevin Connauton	2	2	0	2	1	0		
Brandon Saad	2	1	0	1	-1	0	Cody Golubeuf	1	0	2	2	3	0		
Ben Smith	1	1	0	1	1	0	Jack Skille	1	1	0	1	-1	0		
Marcus Kruger	2	0	1	1	-1	0	David Savard	2	0	1	1	2	0		
Kris Versteeg	2	0	1	1	-1	2	Fedor Tyutin	2	0	1	1	1	0		
Patrick Kane	1	0	1	1	1	0	Nick Foligno	2	0	1	1	0	0		
Michal Rozsival	1	0	1	1	1	0	Matt Calvert	1	0	1	1	1	0		
Niklas Hjalmarsson	2	0	0	0	1	0	Artem Anisimov	1	0	1	1	0	0		
Bryan Bickell	2	0	0	0	0	0	Jeremy Morin	2	0	0	0	1	2		
Andrew Shaw	2	0	0	0	-2	0	Dalton Prout	2	0	0	0	1	2		
Marian Hossa	2	0	0	0	-2	0	Jack Johnson	2	0	0	0	0	4		
Brad Richards	2	0	0	0	-2	2	Brandon Dubinsky	2	0	0	0	-1	4		
Duncan Keith	2	0	0	0	-4	0	Corey Tropp	2	0	0	0	-1	0		
Brent Seabrook	2	0	0	0	-4	0	Boone Jenner	1	0	0	0	1	0		
Tim Erixon	1	0	0	0	1	0	William Karlsson	1	0	0	0	1	0		
Antoine Vermette	1	0	0	0	0	0	Scott Hartnell	1	0	0	0	1	2		
Daniel Carcillo	1	0	0	0	0	0	Marko Dano	1	0	0	0	1	4		
Teuvo Teravainen	1	0	0	0	-1	0	Mark Letestu	1	0	0	0	0	0		
Kimmo Timonen	1	0	0	0	-1	0	Jared Boll	1	0	0	0	0	0		
Andrew Desjardins	1	0	0	0	-1	0	Adam Cracknell	1	0	0	0	0	0		
David Rundblad	1	0	0	0	-2	2	Alexander Wennberg	1	0	0	0	0	2		
							Michael Chaput	1	0	0	0	-1	0		
							James Wisniewski	1	0	0	0	-2	0		
GOALTENDER	GP	MIN	GA	SA	SV	AVG	W-L-OTL	GOALTENDER	GP	MIN	GA	SA	SV	AVG	W-L-OTL
Corey Crawford	2	81	6	32	26	4.47	0-1-1	Sergei Bobrovsky	2	125	4	74	70	1.92	2-0-0
Scott Darling	1	43	0	13	13	0.00	0-0-0								

2014-15 HIGHLIGHTS

The Blackhawks got goals from Patrick Sharp and Ben Smith, but lost 3-2 in a nine-round shootout to the Blue Jackets in Columbus on Dec. 20 despite posting a 41-19 shot differential.

2015 CUP	LEADERSHIP	PLAYERS	2014-15	OPPONENTS	TRADITION	RECORDS	PLAYOFFS	HISTORY	MINORS	NHL	MEDIA
----------	------------	---------	---------	-----------	-----------	---------	----------	---------	--------	-----	-------



LINDY RUFF



JAMIE BENN



CLUB INFORMATION

Founded: 1967-68 (Minnesota), 1993-94 (Dallas)
 Home Arena: American Airlines Center (18,532)
 Front Office Address: 2601 Avenue of the Stars, Frisco, TX 75034
 Phone: 214-387-5500
 Fax: 214-387-5564
 Website: stars.nhl.com
 Stanley Cups: 1999
 President/Chief Executive Officer: James R. Lites
 General Manager: Jim Nill
 Head Coach: Lindy Ruff
 Assistant Coaches: Curt Fraser, James Patrick
 Goaltending Coach: Jeff Reese
 Vice President, Communications: Tom Holy
 Manager, Media Relations: Ben Fromstein
 Manager, Corporate Communications: Joe Calvillo
 2014-15 record: 41-31-10 (92 points), 6th Central
 2015 playoffs: DNO

BROADCAST TEAMS

Television/radio play-by-play: Dave Strader
 Television/radio color analyst: Daryl Reaugh

2015-16 MEETINGS

Tuesday, Dec. 22 at Dallas
 Saturday, Feb. 6 at Dallas
 Thursday, Feb. 11 in Chicago
 Friday, March 11 at Dallas
 Tuesday, March 22 in Chicago

ALL-TIME FRANCHISE RECORDS INCLUDES TOTALS FROM MINNESOTA NORTH STARS (1967-93)

SEASON-BY-SEASON RECORD (SINCE 1975)

	GP	W	L	T	OTL		GP	W	L	T	OTL
1975-76	6	5	1	0	-	2001-02	4	1	1	2	0
1976-77	6	2	3	1	-	2002-03	4	0	3	0	1
1977-78	6	5	0	1	-	2003-04	4	0	3	1	0
1978-79	4	2	2	0	-	2004-05	- SEASON CANCELED -				
1979-80	4	2	1	1	-	2005-06	4	0	3	0	1
1980-81	4	2	2	0	-	2006-07	4	2	2	0	0
1981-82	7	3	3	1	-	2007-08	4	2	2	0	0
1982-83	8	3	4	1	-	2008-09	4	4	0	0	0
1983-84	8	2	6	0	-	2009-10	4	2	2	0	0
1984-85	8	4	3	1	-	2010-11	4	1	2	0	1
1985-86	8	3	3	2	-	2011-12	4	2	2	0	0
1986-87	8	2	4	2	-	2012-13	3	3	0	0	0
1987-88	8	5	2	1	-	2013-14	5	4	1	0	0
1988-89	8	4	2	2	-	2014-15	5	3	2	0	0
1989-90	8	3	4	1	-	TOTALS	263	131	98	31	3
1990-91	8	5	2	1	-						
1991-92	8	4	3	1	-						
1992-93	7	6	1	0	-						
1993-94	6	3	2	1	-						
1994-95	5	2	3	0	-						
1995-96	6	4	0	2	-						
1996-97	6	2	3	1	-						
1997-98	5	0	4	1	-						
1998-99	4	1	2	1	-						
1999-2000	5	2	2	1	0						
2000-01	4	1	3	0	0						

RECORD BY DECADE

DECADE	RECORD	PCT.
1960s	12-2-2	.750
1970s	35-14-6	.636
1980s	31-33-11	.413
1990s	29-22-9	.483
2000s	12-19-3-2	.333
2010s	13-7-1	.619

HOME/AWAY SPLITS

LIFETIME	GP	W	L	T	OTL	GF	GA	PTS
Home	130	76	39	15	0	480	350	167
Road	133	55	59	16	3	409	443	129
TOTALS	263	131	98	31	3	889	793	296

THE LAST TIME THE BLACKHAWKS...

Last Win: Jan. 4, 2015 (5-4 OT in Chicago)
 Last Home Win: Jan. 4, 2015 (5-4 OT)
 Last Road Win: Oct. 9, 2014 (3-2 SO)
 Last Loss: March 21, 2015 (4-0 at Dallas)
 Last Home Loss: Jan. 18, 2015 (6-3)
 Last Road Loss: March 21, 2015 (4-0)
 Last Tie: Dec. 14, 2003 (1-1 in Chicago)
 Last Shutout Win: Dec. 23, 1995 (2-0 at Dallas)
 Last Shutout Loss: March 21, 2015 (4-0 at Dallas)

2014-15 REGULAR-SEASON SERIES RECAP

2014-15 Blackhawks record: 2-1-0 at United Center; 1-1-0 at Dallas

DATE	TEAM	SCORING BY PERIOD					SHOTS BY PERIOD					PP	PIM	GWG	GOALIE (SAVES-SHOTS)	ATTN.
		1	2	3	OT	F	1	2	3	OT	TOT					
10/09	CHI	1	0	1	0	3	3	8	14	1	26	1-5 (20.0)	7-14	P. Kane (50)	Crawford (32-34)	18,768
	DAL	0	2	0	0	2	8	16	9	1	34	1-6 (16.7)	6-12		Lehtonen (24-26)	
11/16	DAL	2	0	0	-	2	10	9	5	-	24	0-1 (0.0)	5-13		Lehtonen (41-47)	21,671
	CHI	2	0	4	-	6	16	8	23	-	47	1-4 (25.0)	2-7	P. Kane	Crawford (22-24)	
01/04	DAL	1	2	1	0	4	8	10	15	1	34	0-0 (0.0)	3-6		Lehtonen (33-38)	21,884
	CHI	1	2	1	1	5	13	13	10	2	38	1-3 (33.3)	0-0	P. Sharp (OT)	Crawford (30-34)	
01/18	DAL	3	0	3	-	6	14	6	14	-	34	1-2 (50.0)	4-11	C. Eakin	Lehtonen (38-41)	22,135
	CHI	2	1	0	-	3	20	16	5	-	41	1-3 (33.3)	3-9		Crawford (28-33)	
03/21	CHI	0	0	0	-	0	9	12	12	-	33	0-2 (0.0)	3-6		Crawford (25-29)	18,532
	DAL	2	0	2	-	4	10	12	7	-	29	2-3 (66.7)	2-4	P. Eaves	Lehtonen (33-35)	
TOTALS		SCORING BY PERIOD					SHOTS BY PERIOD					PP	PIM		GOALIE (SAVES-SHOTS)	
	TEAM	1	2	3	OT	TOT	1	2	3	OT	TOT					
	DAL	8	4	6	0	18	50	53	50	2	155	4-12 (33.3)	20-46		Lehtonen (169-185)	
	CHI	6	3	6	1	16	61	57	64	3	185	4-17 (23.6)	15-36		Crawford (137-154)	

2014-15 REGULAR-SEASON STATISTICS

BLACKHAWKS	GP	G	A	PTS	+/-	PIM	STARS	GP	G	A	PTS	+/-	PIM		
Patrick Kane	4	3	3	6	1	0	Jason Spezza	5	1	5	6	2	0		
Duncan Keith	5	2	4	6	-2	2	Alex Goligoski	5	0	6	6	6	2		
Patrick Sharp	4	2	3	5	2	7	Erik Cole	3	3	2	5	2	0		
Brent Seabrook	5	1	4	5	-2	0	Jamie Benn	5	1	4	5	0	2		
Brandon Saad	5	4	0	4	1	2	Cody Eakin	5	3	1	4	1	0		
Brad Richards	5	1	3	4	3	0	Tyler Seguin	5	2	2	4	-1	0		
Jonathan Toews	5	1	3	4	1	0	John Klingberg	4	0	4	4	4	2		
Marian Hossa	5	0	4	4	2	2	Shawn Horcoff	4	3	0	3	3	5		
Kris Versteeg	2	1	2	3	3	0	Ales Hemsky	5	0	3	3	1	0		
Niklas Hjalmarsson	5	0	2	2	3	8	Vernon Fiddler	5	1	1	2	0	2		
Bryan Bickell	5	1	1	2	-2	0	Patrick Eaves	2	1	1	2	1	0		
Michal Rozsival	4	0	1	1	-1	0	Jordie Benn	5	1	0	1	0	6		
Johnny Oduya	5	0	0	0	0	2	Trevor Daley	3	1	0	1	-7	2		
Marcus Kruger	5	0	0	0	-5	2	Curtis McKenzie	2	1	0	1	1	0		
Andrew Shaw	5	0	0	0	-7	7	Antoine Roussel	5	0	1	1	-2	5		
Ben Smith	4	0	0	0	-2	0	Colton Sceviour	4	0	1	1	1	0		
Joakim Nordstrom	4	0	0	0	-4	0	Ryan Garbutt	4	0	1	1	-2	8		
Teuvo Teravainen	3	0	0	0	-1	0	Travis Moen	3	0	1	1	0	0		
David Rundblad	2	0	0	0	2	0	Jyrki Jokipakka	2	0	1	1	0	0		
Trevor van Riemsdyk	2	0	0	0	-1	0	Jason Demers	3	0	0	0	2	4		
Daniel Carcillo	2	0	0	0	-1	2	Jamie Oleksiak	3	0	0	0	-2	0		
Antoine Vermette	1	0	0	0	0	0	Brenden Dillon	2	0	0	0	1	4		
Jeremy Morin	1	0	0	0	0	2	Patrik Nemeth	2	0	0	0	0	2		
Tim Erixon	1	0	0	0	-1	0	Brett Ritchie	2	0	0	0	-1	0		
Kimmo Timonen	1	0	0	0	-1	0	Valeri Nichushkin	1	0	0	0	0	0		
							Kevin Connauton	1	0	0	0	0	0		
GOALTENDER							GOALTENDER								
Corey Crawford	GP	MIN	GA	SA	SV	AVG	W-L-OTL	Kari Lehtonen	GP	MIN	GA	SA	SV	AVG	W-L-OTL
	5	304	17	154	137	3.35	3-2-0		5	306	16	185	169	3.13	2-1-2

2014-15 HIGHLIGHTS


The Blackhawks opened their regular-season campaign with a 3-2 shootout victory in Dallas on Oct. 9. Duncan Keith scored the Blackhawks' first goal of the season, and Patrick Kane netted the game-deciding goal in the shootout.

Brad Richards celebrated his 1,000th NHL game in style, receiving a silver stick from the Blackhawks during a pregame ceremony, then collected two helpers in a 6-2 win over the Stars on Nov. 16. Linemates Patrick Kane and Kris Versteeg each had a goal and an assist in the contest.

Five Blackhawks found the back of the net as Chicago defeated the Stars 5-4 in overtime on Jan. 4. Patrick Sharp netted the game-winner at 1:17 of the extra frame off a feed from Keith, who finished the game with two assists.



JEFF BLASHILL



HENRIK ZETTERBERG



CLUB INFORMATION

Founded: 1926-27
 Home Arena: Joe Louis Arena (20,027)
 Front Office Address: 19 Steve Yzerman Drive, Detroit, MI 48226
 Phone: 313-394-7000
 Fax: 313-567-0296
 Website: redwings.nhl.com
 Stanley Cups: 1936, '37, '43, '50, '52, '54, '55, '97, '98, 2002, '08
 Owner: Mike Ilitch
 Executive Vice President/General Manager: Ken Holland
 Head Coach: Jeff Blashill
 Assistant Coaches: Chris Chelios, Pat Ferschweiler, Tony Granato
 Goaltending Coach: Jim Bedard
 Director, Communications: Todd Beam
 Coordinator, Communications: Alex DiFilippo
 Coordinator, Public Relations: Kyle Kujawa
 2014-15 record: 43-25-14 (100 points), 3rd Atlantic Division
 2015 playoffs: Eastern Conference First Round (def. by Tampa Bay 4-3)

BROADCAST TEAMS

Television play-by-play: Ken Daniels
 Television color analyst: Mickey Redmond
 Radio play-by-play: Ken Kal
 Radio color analyst: Paul Woods

2015-16 MEETINGS

Wednesday, March 2 at Detroit
 Sunday, March 6 in Chicago

ALL-TIME FRANCHISE RECORDS

SEASON-BY-SEASON RECORD (SINCE 1975)

	GP	W	L	T	OTL		GP	W	L	T	OTL
1975-76	4	1	2	1	-	2004-05	-	SEASON CANCELED	-	-	-
1976-77	4	4	0	0	-	2005-06	8	1	6	0	1
1977-78	4	3	1	0	-	2006-07	8	1	7	0	0
1978-79	4	0	3	1	-	2007-08	8	5	3	0	0
1979-80	4	3	1	0	-	2008-09	6	2	2	0	2
1980-81	4	1	1	2	-	2009-10	6	3	2	0	1
1981-82	7	3	3	1	-	2010-11	6	4	2	0	0
1982-83	8	6	2	0	-	2011-12	6	4	0	0	2
1983-84	8	4	4	0	-	2012-13	4	4	0	0	0
1984-85	8	3	3	2	-	2013-14	2	1	0	0	1
1985-86	8	6	2	0	-	2014-15	2	0	1	0	1
1986-87	8	3	4	1	-	TOTALS	729	279	355	84	11
1987-88	8	3	5	0	-						
1988-89	8	4	2	2	-						
1989-90	8	4	3	1	-						
1990-91	8	4	3	1	-						
1991-92	8	1	5	2	-						
1992-93	9	4	5	0	-						
1993-94	6	2	4	0	-						
1994-95	5	1	4	0	-						
1995-96	6	0	5	1	-						
1996-97	6	3	1	2	-						
1997-98	5	1	2	2	-						
1998-99	6	1	5	0	-						
1999-2000	6	3	2	1	0						
2000-01	5	3	2	0	0						
2001-02	5	2	1	2	0						
2002-03	5	3	0	0	2						
2003-04	6	2	3	0	1						

RECORD BY DECADE

DECADE	RECORD	PCT.
1920s	8-12-4	.333
1930s	25-37-10	.347
1940s	30-66-10	.283
1950s	30-96-14	.214
1960s	63-40-21	.508
1970s	31-10-5	.674
1980s	37-29-9	.493
1990s	20-36-9	.308
2000s	22-26-2-7	.386
2010s	13-3-4	.650

HOME/AWAY SPLITS

LIFETIME	GP	W	L	T	OTL	GF	GA	PTS
Home	366	167	141	51	7	1,093	1,032	392
Road	363	112	214	33	4	907	1,231	261
TOTALS	729	279	355	84	11	2,000	2,263	653

THE LAST TIME THE BLACKHAWKS...

Last Win: March 16, 2014 (4-1 in Chicago)
 Last Home Win: March 16, 2014 (4-1)
 Last Road Win: March 31, 2013 (7-1)
 Last Loss: Feb. 18, 2015 (3-2 SO in Chicago)
 Last Home Loss: Feb. 18, 2015 (3-2 SO)
 Last Road Loss: Nov. 14, 2014 (4-1)
 Last Tie: April 10, 2002 (3-3 at Detroit)
 Last Shutout Win: Dec. 23, 2009 (3-0 at Detroit)
 Last Shutout Loss: Dec. 30, 2008 (4-0 at Detroit)

2014-15 REGULAR-SEASON SERIES RECAP

2014-15 Blackhawks record: 0-0-1 at United Center; 0-1-0 at Detroit

DATE	TEAM	SCORING BY PERIOD					SHOTS BY PERIOD					PP	PIM	GWG	GOALIE (SAVES-SHOTS)	ATTN.
		1	2	3	OT	F	1	2	3	OT	TOT					
11/14	CHI	1	0	0	-	1	8	8	10	-	26	1-4 (25.0)	3-6		Crawford (33-36)	
	DET	1	2	1	-	4	11	20	6	-	37	0-3 (0.0)	4-8	J. Franzen	Howard (25-26)	20,027
02/18	DET	0	1	1	0	3	6	8	11	3	28	0-1 (0.0)	4-8	T. Tatar (50)	Howard (32-34)	
	CHI	0	1	1	0	2	17	8	7	2	34	0-4 (0.0)	1-2		Crawford (26-28)	22,112
TOTALS		SCORING BY PERIOD					SHOTS BY PERIOD					PP	PIM	GOALIE (SAVES-SHOTS)		
	TEAM	1	2	3	OT	TOT	1	2	3	OT	TOT					
	DET	1	3	2	0	6	17	28	17	3	65	0-4 (0.0)	8-16	Howard (57-60)		
	CHI	1	1	1	0	3	25	16	17	2	60	1-8 (12.5)	4-8	Crawford (59-64)		

2014-15 REGULAR-SEASON STATISTICS

BLACKHAWKS	GP	G	A	PTS	+/-	PIM	RED WINGS	GP	G	A	PTS	+/-	PIM		
Brandon Saad	2	1	0	1	-2	0	Tomas Tatar	2	2	0	2	3	2		
Kris Versteeg	2	1	0	1	-2	0	Darren Helm	2	1	1	2	2	0		
Patrick Kane	2	1	0	1	-3	0	Luke Glendening	2	1	1	2	0	2		
Marian Hossa	2	0	1	1	-1	0	Pavel Datsyuk	2	0	2	2	2	0		
Jonathan Toews	2	0	1	1	-1	2	Brendan Smith	2	1	0	1	1	0		
Duncan Keith	2	0	1	1	-2	0	Justin Abdelkader	2	0	1	1	1	4		
Brent Seabrook	2	0	1	1	-3	0	Joakim Andersson	2	0	1	1	1	0		
Brad Richards	2	0	0	0	0	0	Henrik Zetterberg	2	0	1	1	1	0		
Marcus Kruger	2	0	0	0	0	0	Riley Sheahan	2	0	1	1	0	0		
Niklas Hjalmarsson	2	0	0	0	-1	0	Drew Miller	2	0	1	1	-1	0		
Andrew Shaw	2	0	0	0	-1	2	Johan Franzen	1	1	0	1	1	0		
Bryan Bickell	2	0	0	0	-1	4	Jonathan Ericsson	2	0	0	0	3	0		
Ben Smith	2	0	0	0	-1	0	Niklas Kronwall	2	0	0	0	2	0		
Johnny Oduya	2	0	0	0	-2	0	Kyle Quincey	2	0	0	0	1	2		
Trevor van Riemsdyk	1	0	0	0	-2	0	Danny DeKeyser	2	0	0	0	1	0		
Michal Rozsival	1	0	0	0	2	0	Gustav Nyquist	2	0	0	0	1	0		
Kyle Cumiskey	1	0	0	0	1	0	Tomas Jurco	1	0	0	0	1	0		
Ryan Hartman	1	0	0	0	0	0	Stephen Weiss	1	0	0	0	0	0		
Peter Regin	1	0	0	0	0	0	Alexei Marchenko	1	0	0	0	0	0		
Jeremy Morin	1	0	0	0	0	0	Teemu Pulkkinen	1	0	0	0	0	2		
Patrick Sharp	1	0	0	0	0	0	Jakub Kindl	1	0	0	0	0	2		
David Rundblad	1	0	0	0	-1	0									
GOALTENDER	GP	MIN	GA	SA	SV	AVG	W-L-OTL	GOALTENDER	GP	MIN	GA	SA	SV	AVG	W-L-OTL
Corey Crawford	2	124	5	64	59	2.42	0-1-1	Jimmy Howard	2	125	3	60	57	1.44	2-0-0

2014-15 HIGHLIGHTS

The Blackhawks fell behind 1-0 and 2-1 to Detroit, but tied the game twice on goals by Brandon Saad and Kris Versteeg, and Corey Crawford stopped 26 of 28 shots in a 3-2 shootout loss to the Red Wings on Feb. 18.



TODD MCLELLAN



ANDREW FERENCE



CLUB INFORMATION

Founded: 1972-73 (WHA), 1979-80 (NHL)
 Home Arena: Rexall Place (16,839)
 Front Office Address: 11230-110 St., Edmonton, AB T5G 3H7
 Phone: 780-414-4000
 Fax: 780-409-5848
 Website: oilers.nhl.com
 Stanley Cups: 1984, '85, '87, '88, '90
 President, Hockey Operations/General Manager: Peter Chiarelli
 Head Coach: Todd McLellan
 Assistant Coaches: Jim Johnson, Jay Woodcroft
 Goaltending Coach: Dustin Schwartz
 Director, Communications/Media Relations: J.J. Hebert
 Manager, Communications/Team Services: Patrick Garland
 Coordinator, Communications/Media Relations: Shawn May
 2014-15 record: 24-44-14 (62 points), 6th Pacific
 2015 playoffs: DND

BROADCAST TEAMS

Television play-by-play: Kevin Quinn
 Television color analyst: Drew Remenda
 Radio play-by-play: Jack Michaels
 Radio color analyst: Bob Stauffer

2015-16 MEETINGS

Sunday, Nov. 8 in Chicago
 Wednesday, Nov. 18 at Edmonton
 Thursday, Dec. 17 in Chicago

ALL-TIME FRANCHISE RECORDS

SEASON-BY-SEASON RECORD

	GP	W	L	T	OTL		GP	W	L	T	OTL
1979-80	4	1	3	0	-	2003-04	4	0	3	0	1
1980-81	4	1	3	0	-	2004-05	-	SEASON CANCELED	-	-	-
1981-82	3	1	1	1	-	2005-06	4	2	1	0	1
1982-83	3	1	1	1	-	2006-07	4	2	2	0	0
1983-84	3	1	2	0	-	2007-08	4	1	1	0	2
1984-85	3	0	3	0	-	2008-09	4	3	0	0	1
1985-86	3	0	3	0	-	2009-10	4	4	0	0	0
1986-87	3	2	1	0	-	2010-11	4	2	2	0	0
1987-88	3	2	1	0	-	2011-12	4	1	3	0	0
1988-89	3	2	0	1	-	2012-13	3	2	1	0	0
1989-90	3	2	1	0	-	2013-14	3	3	0	0	0
1990-91	3	2	1	0	-	2014-15	3	2	1	0	0
1991-92	3	2	1	0	-	TOTALS	126	61	48	12	5
1992-93	4	2	1	1	-						
1993-94	4	3	1	0	-						
1994-95	4	4	0	0	-						
1995-96	4	3	0	1	-						
1996-97	4	2	1	1	-						
1997-98	4	0	1	3	-						
1998-99	4	3	1	0	-						
1999-2000	4	2	2	0	0						
2000-01	4	0	2	2	0						
2001-02	4	2	2	0	0						
2002-03	4	1	2	1	0						

RECORD BY DECADE

DECADE	RECORD	PCT.
1970s	1-3-0	.250
1980s	12-16-3	.387
1990s	23-9-6	.605
2000s	15-14-3-4	.417
2010s	9-7-0	.563

HOME/AWAY SPLITS

LIFETIME	GP	W	L	T	OTL	GF	GA	PTS
Home	63	33	19	7	4	236	213	77
Road	63	28	29	5	1	210	220	62
TOTALS	126	61	48	12	5	446	433	139

THE LAST TIME THE BLACKHAWKS...

Last Win: March 6, 2015 (2-1 SO in Chicago)
 Last Home Win: March 6, 2015 (2-1 SO)
 Last Road Win: Nov. 22, 2014 (7-1)
 Last Loss: Jan. 9, 2015 (5-2 at Edmonton)
 Last Home Loss: March 10, 2013 (6-5)
 Last Road Loss: Jan. 9, 2015 (5-2)
 Last Tie: March 30, 2003 (4-4 in Chicago)
 Last Shutout Win: Nov. 17, 2010 (5-0 at Edmonton)
 Last Shutout Loss: Jan. 3, 2006 (5-0 at Edmonton)



GERARD GALLANT



WILLIE MITCHELL



CLUB INFORMATION

Founded: 1993-94
 Home Arena: BB&T Center (19,250)
 Front Office Address: 1 Panther Parkway, Sunrise, FL 33323
 Phone: 954-835-7000
 Fax: 954-835-7700
 Website: panthers.nhl.com
 Stanley Cups: none
 CEO/President: Rory A. Babich
 Executive VP/General Manager, Hockey Operations: Dale Tallon
 Head Coach: Gerard Gallant
 Assistant Coaches: Mike Kelly, John Madden
 Goaltending Coach: Robb Tallas
 Director, Digital Media: Adelyn Biedenbach
 Assistant, Digital and Social Media: Chrissy Parente
 Associate, Communications: Mike Lewis
 2014-15 record: 38-29-15 (91 points), 6th Atlantic Division
 2015 playoffs: DNO

BROADCAST TEAMS

Television play-by-play: Steve Goldstein
 Television color analyst: Denis Potvin
 Radio play-by-play: Randy Moller

2015-16 MEETINGS

Thursday, Oct. 22 in Chicago
 Friday, Jan. 22 at Florida

ALL-TIME FRANCHISE RECORDS

SEASON-BY-SEASON RECORD

	GP	W	L	T	OTL
1993-94	2	1	0	1	-
1994-95	-	DID NOT PLAY	-	-	-
1995-96	2	2	0	0	-
1996-97	2	0	2	0	-
1997-98	2	1	1	0	-
1998-99	2	0	2	0	-
1999-2000	2	2	0	0	0
2000-01	1	1	0	0	0
2001-02	2	2	0	0	0
2002-03	2	1	0	1	0
2003-04	1	0	0	1	0
2004-05	-	SEASON CANCELED	-	-	-
2005-06	1	0	0	0	1
2006-07	-	DID NOT PLAY	-	-	-
2007-08	1	0	1	0	0

	GP	W	L	T	OTL
2008-09	1	1	0	0	0
2009-10	2	1	0	0	1
2010-11	2	1	1	0	0
2011-12	2	2	0	0	0
2012-13	-	DID NOT PLAY	-	-	-
2013-14	2	2	0	0	0
2014-15	2	2	0	0	0
TOTALS	31	19	7	3	2

RECORD BY DECADE

DECADE	RECORD	PCT.
1990s	6-5-1	.500
2000s	6-4-2-2	.545
2010s	7-1-0	.875

HOME/AWAY SPLITS

LIFETIME	GP	W	L	T	OTL	GF	GA	PTS
Home	16	8	5	2	1	51	44	19
Road	15	11	2	1	1	52	26	24
TOTALS	31	19	7	3	2	103	70	43

THE LAST TIME THE BLACKHAWKS...

Last Win: Feb. 26, 2015 (3-0 at Florida)
 Last Home Win: Feb. 24, 2015 (3-2 SO)
 Last Road Win: Feb. 26, 2015 (3-0)
 Last Loss: March 8, 2011 (3-2 at Florida)
 Last Home Loss: Dec. 16, 2007 (3-1)
 Last Road Loss: March 8, 2011 (3-2)
 Last Tie: Feb. 29, 2004 (2-2 in Chicago)
 Last Shutout Win: Feb. 26, 2015 (3-0 at Florida)
 Last Shutout Loss: March 29, 1998 (4-0 in Chicago)

2014-15 REGULAR-SEASON SERIES RECAP

2014-15 Blackhawks record: 1-0-0 at United Center; 1-0-0 at Florida

DATE	TEAM	SCORING BY PERIOD					SHOTS BY PERIOD					PP	PIM	GWG	GOALIE (SAVES-SHOTS)	ATTN.
		1	2	3	OT	F	1	2	3	OT	TOT					
02/24	FLA	0	0	2	0	2	8	8	16	4	36	0-3 (0.0)	5-10		Luongo (36-38)	
	CHI	1	1	0	0	3	15	12	10	1	38	1-3 (33.3)	5-10	J. Toews (50)	Darling (34-36)	21,526
02/26	CHI	1	1	1	-	3	10	8	11	-	29	0-4 (0.0)	2-4	T. Teravainen	Crawford (20-20)	
	FLA	0	0	0	-	0	4	9	7	-	20	0-1 (0.0)	5-10		Luongo (26-28)	17,387
TOTALS																
TEAM		SCORING BY PERIOD					SHOTS BY PERIOD					PP	PIM	GOALIE (SAVES-SHOTS)		
		1	2	3	OT	TOT	1	2	3	OT	TOT					
FLA		0	0	2	0	2	12	17	23	4	56	0-4 (0.0)	10-20	Luongo (62-66)		
CHI		2	2	1	0	5	25	20	21	1	67	1-7 (14.3)	7-14	Crawford (20-20), Darling (34-36)		

2014-15 REGULAR-SEASON STATISTICS

BLACKHAWKS							PANTHERS								
	GP	G	A	PTS	+/-	PIM		GP	G	A	PTS	+/-	PIM		
Marian Hossa	2	0	3	3	2	4	Jussi Jokinen	2	1	0	1	1	0		
Jonathan Toews	2	2	0	2	2	0	Vincent Trocheck	2	1	0	1	1	2		
Brandon Saad	2	1	1	2	2	0	Steven Kampfer	2	0	1	1	2	0		
Kris Versteeg	2	1	0	1	0	2	Brad Boyes	2	0	1	1	1	4		
Teuvo Teravainen	1	1	0	1	1	0	Tomas Fleischmann	2	0	1	1	1	0		
Andrew Shaw	2	0	1	1	1	0	Aleksander Barkov	2	0	1	1	0	0		
David Rundblad	2	0	1	1	1	0	Alex Petrovic	2	0	0	0	2	2		
Duncan Keith	2	0	1	1	1	0	Scottie Upshall	2	0	0	0	0	0		
Brad Richards	2	0	1	1	0	2	Aaron Ekblad	2	0	0	0	0	4		
Patrick Sharp	2	0	1	1	0	0	Brian Campbell	2	0	0	0	-1	0		
Brent Seabrook	2	0	1	1	0	0	Jonathan Huberdeau	2	0	0	0	-1	4		
Niklas Hjalmarsson	2	0	0	0	2	0	Derek MacKenzie	2	0	0	0	-2	0		
Bryan Bickell	2	0	0	0	1	0	Garrett Wilson	2	0	0	0	-2	0		
Kyle Cumiskey	2	0	0	0	0	0	Jimmy Hayes	2	0	0	0	-2	0		
Ben Smith	2	0	0	0	-1	0	Nick Bjergstad	2	0	0	0	-2	0		
Joakim Nordstrom	2	0	0	0	-1	0	Shawn Thornton	2	0	0	0	-2	2		
Marcus Kruger	2	0	0	0	-1	0	Erik Gudbranson	2	0	0	0	-3	0		
Tim Erixon	1	0	0	0	1	2	Dmitry Kulikov	2	0	0	0	-4	2		
Patrick Kane	1	0	0	0	0	0									
Michal Rozsival	1	0	0	0	-1	2									
GOALTENDER							GOALTENDER								
	GP	MIN	GA	SA	SV	AVG	W-L-OTL		GP	MIN	GA	SA	SV	AVG	W-L-OTL
Corey Crawford	1	59	0	20	20	0.00	1-0-0	Roberto Luongo	2	123	4	66	62	1.95	0-1-1
Scott Darling	1	65	2	36	34	1.85	1-0-0								

2014-15 HIGHLIGHTS

Patrick Sharp reached a milestone with his 500th point as a Blackhawk after assisting on former Panther Kris Versteeg's second-period goal. Jonathan Toews tallied in regulation and added the shootout winner, as Chicago defeated the visiting Panthers 3-2 in a shootout on Feb. 24.

Corey Crawford needed just 20 saves to collect his 12th career shutout, backstopping Chicago to a 3-0 win in Florida on Feb. 26. Rookie Teuvo Teravainen opened the scoring with his first career game-winner, and Brandon Saad compiled a goal and an assist in the tilt.



DARRYL SUTTER



DUSTIN BROWN



CLUB INFORMATION

Founded: 1967-68
 Home Arena: STAPLES Center (18,230)
 Front Office Address: 555 N. Nash St., El Segundo, CA 90245
 Phone: 310-535-4500
 Website: kings.nhl.com
 Stanley Cups: 2012, '14
 President/General Manager: Dean Lombardi
 Head Coach: Darryl Sutter
 Associate Head Coach: John Stevens
 Assistant Coach: Davis Payne
 Goaltending Coach: Bill Ranford
 Vice President, Communications/Broadcasting: Michael Altieri
 Senior Director, Communications/Content: Jeff Moeller
 Senior Manager, Communications: Mike Kalinowski
 Supervisor, Communications: Eddie Fischermann
 2014-15 record: 40-27-15 (95 points), 3rd Pacific Division
 2015 playoffs: DNO

BROADCAST TEAMS

Television play-by-play: Bob Miller
 Television color analyst: Jim Fox
 Radio play-by-play: Nick Nickson
 Radio color analyst: Daryl Evans

2015-16 MEETINGS

Monday, Nov. 2 in Chicago
 Saturday, Nov. 28 at Los Angeles
 Monday, March 14 in Chicago

ALL-TIME FRANCHISE RECORDS

SEASON-BY-SEASON RECORD (SINCE 1975)

	GP	W	L	T	OTL		GP	W	L	T	OTL
1975-76	4	2	2	0	-	2001-02	4	2	2	0	0
1976-77	4	2	2	0	-	2002-03	4	3	1	0	0
1977-78	4	2	2	0	-	2003-04	4	1	3	0	0
1978-79	4	1	3	0	-	2004-05	-	SEASON CANCELED	-	-	-
1979-80	4	0	3	1	-	2005-06	4	1	2	0	1
1980-81	4	0	2	2	-	2006-07	4	3	1	0	0
1981-82	3	3	0	0	-	2007-08	4	2	1	0	1
1982-83	3	2	0	1	-	2008-09	4	2	2	0	0
1983-84	3	0	3	0	-	2009-10	4	3	0	0	1
1984-85	3	2	0	1	-	2010-11	4	4	0	0	0
1985-86	3	1	0	2	-	2011-12	4	1	2	0	1
1986-87	3	1	1	1	-	2012-13	3	2	1	0	0
1987-88	3	1	2	0	-	2013-14	3	3	0	0	0
1988-89	3	0	3	0	-	2014-15	3	2	1	0	0
1989-90	3	2	1	0	-	TOTALS	186	91	74	17	4
1990-91	3	1	2	0	-						
1991-92	3	1	1	1	-						
1992-93	5	1	3	1	-						
1993-94	4	2	1	1	-						
1994-95	4	3	1	0	-						
1995-96	4	2	2	0	-						
1996-97	4	3	1	0	-						
1997-98	4	0	4	0	-						
1998-99	4	0	4	0	-						
1999-2000	4	1	3	0	0						
2000-01	4	1	0	3	0						

RECORD BY DECADE

DECADE	RECORD	PCT.
1960s	12-3-1	.750
1970s	23-21-3	.489
1980s	12-12-7	.387
1990s	14-22-3	.359
2000s	18-12-3-3	.500
2010s	12-4-1	.706

HOME/AWAY SPLITS

LIFETIME	GP	W	L	T	OTL	GF	GA	PTS
Home	94	48	35	9	2	316	257	107
Road	92	43	39	8	2	300	302	96
TOTALS	186	91	74	17	4	616	559	203

THE LAST TIME THE BLACKHAWKS...

Last Win: March 30, 2015 (4-1 in Chicago)
 Last Home Win: March 30, 2015 (4-1)
 Last Road Win: Nov. 29, 2014 (4-1)
 Last Loss: Jan. 28, 2015 (4-3 at Los Angeles)
 Last Home Loss: March 25, 2013 (5-4)
 Last Road Loss: Jan. 28, 2015 (4-3)
 Last Tie: March 10, 2001 (2-2 at Los Angeles)
 Last Shutout Win: Dec. 30, 2013 (1-0 in Chicago)
 Last Shutout Loss: Feb. 25, 2012 (4-0 at Los Angeles)

2014-15 REGULAR-SEASON SERIES RECAP

2014-15 Blackhawks record: 1-0-0 at United Center; 1-1-0 at Los Angeles

DATE	TEAM	SCORING BY PERIOD					SHOTS BY PERIOD					PP	PIM	GWG	GOALIE (SAVES-SHOTS)	ATTN.
		1	2	3	OT	F	1	2	3	OT	TOT					
11/29	CHI	2	1	1	-	4	9	8	8	-	25	0-2 (0.0)	4-11	B. Richards	Crawford (19-20)	18,471
	LAK	0	1	0	-	1	8	8	4	-	20	0-3 (0.0)	4-19		Quick (21-24)	
01/28	CHI	2	0	1	-	3	13	10	6	-	29	1-4 (25.0)	2-4	J. Muzzin	Crawford (23-27)	18,525
	LAK	1	1	2	-	4	10	9	8	-	27	1-2 (50.0)	4-8		Quick (26-29)	
03/30	LAK	1	0	0	-	1	10	13	9	-	32	0-1 (0.0)	2-4	D. Keith	Quick (36-40)	21,848
	CHI	1	2	1	-	4	16	13	11	-	40	1-2 (50.0)	1-2		Darling (31-32)	
TOTALS		SCORING BY PERIOD					SHOTS BY PERIOD					PP	PIM	GOALIE (SAVES-SHOTS)		
	TEAM	1	2	3	OT	TOT	1	2	3	OT	TOT			Quick (83-93)		
	LAK	2	2	2	-	6	28	30	21	-	79	1-6 (16.7)	10-31	Crawford (42-49), Darling (31-32)		
	CHI	5	3	3	-	11	38	31	25	-	94	2-8 (25.0)	7-17			

2014-15 REGULAR-SEASON STATISTICS

BLACKHAWKS	GP	G	A	PTS	+/-	PIM	KINGS	GP	G	A	PTS	+/-	PIM		
Marian Hossa	3	1	2	3	0	0	Jake Muzzin	3	2	1	3	1	0		
Brad Richards	3	2	0	2	2	0	Jeff Carter	3	2	1	3	-1	0		
Duncan Keith	3	1	1	2	0	0	Tyler Toffoli	3	1	1	2	1	0		
Brandon Saad	3	1	1	2	0	0	Jordan Nolan	3	1	0	1	-5	10		
Andrew Shaw	3	1	1	2	2	0	Drew Doughty	3	0	1	1	2	4		
Bryan Bickell	3	1	1	2	2	0	Dwight King	3	0	1	1	2	0		
Patrick Sharp	2	1	1	2	0	0	Anze Kopitar	3	0	1	1	0	0		
Patrick Kane	2	1	1	2	2	0	Trevor Lewis	3	0	1	1	-1	0		
Kris Versteeg	2	0	2	2	3	2	Marian Gaborik	2	0	1	1	0	0		
Niklas Hjalmarsson	3	1	0	1	5	0	Nick Shore	2	0	1	1	-1	0		
Daniel Carcillo	1	1	0	1	0	5	Brayden McNabb	2	0	1	1	-1	7		
Michal Rozsival	3	0	1	1	1	0	Dustin Brown	3	0	0	0	1	4		
Jonathan Toews	3	0	1	1	0	2	Robyn Regehr	3	0	0	0	-1	4		
Teuvo Teravainen	2	0	1	1	1	0	Justin Williams	3	0	0	0	-2	0		
David Rundblad	2	0	1	1	1	0	Kyle Clifford	3	0	0	0	-3	0		
Johnny Oduya	3	0	0	0	2	0	Matt Greene	3	0	0	0	-5	0		
Marcus Kruger	3	0	0	0	0	2	Jarret Stoll	2	0	0	0	1	0		
Brent Seabrook	3	0	0	0	-1	2	Alec Martinez	2	0	0	0	-3	0		
Ben Smith	2	0	0	0	0	0	Mike Richards	2	0	0	0	-4	0		
Joakim Nordstrom	2	0	0	0	0	2	Andrej Sekera	1	0	0	0	0	2		
Andrew Desjardins	1	0	0	0	1	0	Jamie McBain	1	0	0	0	-1	0		
Kimmo Timonen	1	0	0	0	0	0	Tanner Pearson	1	0	0	0	-1	0		
Antoine Vermette	1	0	0	0	-1	0									
GOALTENDER	GP	MIN	GA	SA	SV	AVG	W-L-OTL	GOALTENDER	GP	MIN	GA	SA	SV	AVG	W-L-OTL
Corey Crawford	2	118	5	47	42	2.54	1-1-0	Jonathan Quick	3	179	10	93	83	3.35	1-2-0
Scott Darling	1	60	1	32	31	1.00	1-0-0								

2014-15 HIGHLIGHTS

Brad Richards tallied twice, assisted each time by Kris Versteeg, as the Blackhawks picked up a 4-1 win over the Kings in Los Angeles on Nov. 29. Chicago limited the Kings to 20 shots on goal in the contest and finished their Circus Trip with a 5-1-0 record.

Marian Hossa notched an assist on Duncan Keith's power-play game-winner, then scored an insurance goal as the Blackhawks claimed a 4-1 home victory against the Kings on March 30. Scott Darling stopped 31 of 32 shots in the win, while Teuvo Teravainen logged a career-high eight shots on goal.



MIKE YEO



MIKKO KOIVU



CLUB INFORMATION

Founded: 2000-01
 Home Arena: Xcel Energy Center (17,954)
 Front Office Address: 317 Washington St., St. Paul, MN 55102
 Phone: 651-602-6000
 Fax: 651-293-9574
 Website: wild.nhl.com
 Stanley Cups: none
 Executive Vice President/General Manager: Chuck Fletcher
 Head Coach: Mike Yeo
 Assistant Coaches: Andrew Brunette, Darby Hendrickson, Darryl Sydor, Rick Wilson
 Goaltending Coach: Bob Mason
 Director, Media Relations: Aaron Sickman
 Coordinator, Media Relations: Carly Peters
 Coordinator, Communications: Megan Kogut
 2014-15 record: 46-28-8 (100 points), 4th Central Division
 2015 playoffs: Western Conference Second Round (def. by Chicago 4-0)

BROADCAST TEAMS

Television play-by-play: Anthony LaPanta
 Television color analyst: Mike Greenlay
 Radio play-by-play: Bob Kurtz
 Radio color analyst: Tom Reid

2015-16 MEETINGS

Friday, Oct. 30 at Minnesota
 Tuesday, Dec. 1 in Chicago
 Sunday, Feb. 21 at Minnesota (TCF Bank Stadium)
 Sunday, March 20 in Chicago
 Tuesday, March 29 at Minnesota

ALL-TIME FRANCHISE RECORDS

SEASON-BY-SEASON RECORD

	GP	W	L	T	OTL
2000-01	4	1	3	0	0
2001-02	4	3	1	0	0
2002-03	4	0	2	1	1
2003-04	4	1	3	0	0
2004-05	- SEASON CANCELED -				
2005-06	4	1	3	0	0
2006-07	4	0	1	0	3
2007-08	4	2	2	0	0
2008-09	4	1	3	0	0
2009-10	4	3	0	0	1
2010-11	4	3	1	0	0

	GP	W	L	T	OTL
2011-12	4	2	0	0	2
2012-13	3	2	0	0	1
2013-14	5	2	3	0	0
2014-15	5	3	2	0	0
TOTALS	57	24	24	1	8

RECORD BY DECADE

DECADE	RECORD	PCT.
2000s	12-18-1-5	.333
2010s	12-6-3	.571

HOME/AWAY SPLITS

LIFETIME	GP	W	L	T	OTL	GF	GA	PTS
Home	28	13	12	1	2	74	77	29
Road	29	11	12	0	6	73	75	28
TOTALS	57	24	24	1	8	147	152	57

THE LAST TIME THE BLACKHAWKS...

Last Win: Jan. 11, 2015 (4-1 in Chicago)
 Last Home Win: Jan. 11, 2014 (4-1)
 Last Road Win: Jan. 8, 2015 (4-2)
 Last Loss: April 7, 2015 (2-1 in Chicago)
 Last Home Loss: April 7, 2015 (2-1)
 Last Road Loss: Feb. 3, 2015 (3-0)
 Last Tie: Dec. 26, 2003 (2-2 in Chicago)
 Last Shutout Win: April 9, 2013 (1-0 at Minnesota)
 Last Shutout Loss: Feb. 3, 2015 (3-0 at Minnesota)

2014-15 REGULAR-SEASON SERIES RECAP

2014-15 Blackhawks record: 2-1-0 at United Center; 1-1-0 at Minnesota

DATE	TEAM	SCORING BY PERIOD					SHOTS BY PERIOD					PP	PIM	GWG	GOALIE (SAVES-SHOTS)	ATTN.
		1	2	3	OT	F	1	2	3	OT	TOT					
12/16	MIN	1	0	2	-	3	8	12	-	29	0-3 (0.0)	3-6	P. Kane	Backstrom (34-38) Raanta (26-29)	21,472	
	CHI	0	3	2	-	5	9	21	9	39	1-3 (33.3)	3-6				
	01/08	CHI	2	0	2	-	4	10	5	5	20	1-3 (33.3)				5-10
01/11	MIN	0	1	1	-	2	7	19	18	-	44	1-5 (20.0)	2-7	B. Bickell	Backstrom (16-19) Backstrom (31-35) Crawford (36-37)	19,060
	CHI	2	2	0	-	4	14	12	11	-	37	0-2 (0.0)	2-4			
	02/03	CHI	0	0	0	-	0	9	5	10	-	24	0-2 (0.0)			
04/07	MIN	2	1	0	-	3	11	24	8	-	43	0-3 (0.0)	3-6	J. Zucker	Dubnyk (32-33) Crawford (28-30)	21,851
	MIN	0	0	2	-	2	6	9	15	-	30	0-1 (0.0)	1-2			
	CHI	0	0	1	-	1	8	15	10	-	33	0-1 (0.0)	1-2			
TOTALS		SCORING BY PERIOD					SHOTS BY PERIOD									
	TEAM	1	2	3	OT	TOT	1	2	3	OT	TOT	PP	PIM	GOALIE (SAVES-SHOTS)		
	MIN	3	2	6	0	11	47	72	64	-	183	1-14 (7.1)	11-25	Backstrom (81-92), Dubnyk (56-57)		
	CHI	4	5	5	0	14	49	60	62	-	151	2-11 (8.2)	15-30	Crawford (146-154), Raanta (26-29)		

2014-15 REGULAR-SEASON STATISTICS

BLACKHAWKS	GP	G	A	PTS	+/-	PIM	WILD	GP	G	A	PTS	+/-	PIM		
Patrick Kane	4	2	6	8	4	0	Mikko Koivu	5	1	3	4	-1	2		
Jonathan Toews	5	1	5	6	0	2	Jason Zucker	5	3	0	3	-2	2		
Bryan Bickell	5	4	1	5	4	0	Mikael Granlund	3	2	1	3	0	0		
Brad Richards	4	1	4	5	3	0	Jason Pominville	5	1	2	3	-4	0		
Marian Hossa	5	2	1	3	-1	2	Nino Niederreiter	5	1	1	2	0	0		
Brent Seabrook	5	1	2	3	4	0	Thomas Vanek	5	1	1	2	-2	7		
Patrick Sharp	5	1	1	2	-1	6	Marco Scandella	3	1	1	2	1	0		
Ben Smith	4	1	1	2	2	0	Zach Parise	4	0	2	2	0	0		
Johnny Oduya	5	1	0	1	-1	6	Matt Cooke	2	1	0	1	0	0		
Niklas Hjalmarsson	5	0	1	1	1	2	Kyle Brodin	5	0	1	1	1	0		
Brandon Saad	5	0	1	1	1	0	Jonas Brodzinski	5	0	1	1	0	0		
Marcus Kruger	5	0	1	1	0	2	Ryan Suter	5	0	1	1	-2	2		
Andrew Shaw	5	0	1	1	0	2	Christian Folini	3	0	1	1	-1	0		
David Rundblad	5	0	1	1	-1	2	Chris Stewart	1	0	1	1	1	0		
Kris Versteeg	2	0	1	1	-1	0	Charlie Coyle	5	0	0	0	-1	0		
Michal Rozsival	5	0	0	0	0	2	Justin Fontaine	4	0	0	0	0	0		
Duncan Keith	4	0	0	0	2	0	Jared Spurgeon	4	0	0	0	0	0		
Joakim Nordstrom	3	0	0	0	0	0	Erik Haula	4	0	0	0	-1	4		
Daniel Carcillo	3	0	0	0	0	0	Ryan Carter	3	0	0	0	0	2		
Teuvo Teravainen	3	0	0	0	-1	0	ordan Schroeder	3	0	0	0	0	0		
Tim Erixon	1	0	0	0	1	2	Nate Prosser	3	0	0	0	0	4		
Antoine Vermette	1	0	0	0	0	0	Matt Dumba	2	0	0	0	0	0		
Kyle Baun	1	0	0	0	0	0	Justin Falk	2	0	0	0	-2	0		
							Jonathon Blum	2	0	0	0	-3	0		
							Jordan Leopold	1	0	0	0	0	0		
							Brett Sutter	1	0	0	0	0	2		
GOALTENDER	GP	MIN	GA	SA	SV	AVG	W-L-OTL	GOALTENDER	GP	MIN	GA	SA	SV	AVG	W-L-OTL
Corey Crawford	4	238	8	154	146	2.02	2-2-0	Niklas Backstrom	3	178	11	92	81	3.71	0-3-0
Antti Raanta	1	60	3	29	26	3.02	1-0-0	Devan Dubnyk	2	120	1	57	56	0.50	2-0-0

2014-15 HIGHLIGHTS

Patrick Kane (GWG, 2A), Brent Seabrook (IG, 2A) and Jonathan Toews (IG, 2A) each posted three points to lead the Blackhawks to a 5-3 win over the Wild at the United Center on Dec. 16. Ben Smith added a goal and an assist, as Chicago outshot Minnesota 39-29.

Bryan Bickell tallied the game-winning goal as well as an empty-netter in Chicago's 4-2 victory over the Wild in Minnesota on Jan. 8. Brad Richards (3A) and Kane (1G, 2A) also posted three points each, and Corey Crawford made 42 saves on 44 shots to earn the win.

Bickell, Richards and Marian Hossa each contributed a goal and assist, while Toews and Kane logged two helpers apiece to pace the Blackhawks in a 4-1 home victory over the Wild on Jan. 11. Corey Crawford stopped a penalty shot by Jason Zucker as part of a 36-save effort.



MICHEL THERRIEN



MAX PACIORETTY



CLUB INFORMATION

Founded: 1909-10 (NHA), 1917-18 (NHL)
 Home Arena: Bell Centre (21,287)
 Front Office Address: 1909 avenue des Canadiens-de-Montréal, Montréal, QC H3B 5E8
 Phone: 514-932-2582
 Fax: 514-932-8285
 Website: canadiens.nhl.com
 Stanley Cups: 1916, '24, '30, '31, '44, '46, '53, '56, '57, '58, '59, '60, '65, '66, '68, '69, '71, '73, '76, '77, '78, '79, '86, '93
 Executive VP/General Manager: Marc Bergevin
 Head Coach: Michel Therrien
 Assistant Coaches: Jean-Jacques Daigneault, Clément Jodoin, Dan Lacroix
 Goaltending Coach: Stéphane Waite
 Executive Director, Media Relations: Dominick Saillant
 Manager, Communications: François Marchand
 2014-15 record: 50-22-10 (110 points), 1st Atlantic
 2015 playoffs: Eastern Conference Second Round (def. by Tampa Bay 4-3)

BROADCAST TEAMS

Television play-by-play: John Bartlett, Pierre Houde (French), Félix Séguin (French)
 Television color analyst: Jason York, Marc Denis (French), Patrick Lalime (French)
 Radio play-by-play: Dan Robertson, Martin McGuire (French)
 Radio color analyst: Sergio Momesso, Bobby Dollas, Dany Dubé (French)

2015-16 MEETINGS

Thursday, Jan. 14 at Montreal
 Sunday, Jan. 17 in Chicago

ALL-TIME FRANCHISE RECORDS

SEASON-BY-SEASON RECORD (SINCE 1975)

	GP	W	L	T	OTL		GP	W	L	T	OTL
1975-76	4	1	2	1	-	2004-05	-	SEASON CANCELED	-		
1976-77	4	0	3	1	-	2005-06	-	DID NOT PLAY	-		
1977-78	4	0	3	1	-	2006-07	1	1	0	0	0
1978-79	4	2	2	0	-	2007-08	1	0	0	0	1
1979-80	4	2	2	0	-	2008-09	1	0	1	0	0
1980-81	4	2	2	0	-	2009-10	1	1	0	0	0
1981-82	3	0	2	1	-	2010-11	1	0	0	0	1
1982-83	3	3	0	0	-	2011-12	1	1	0	0	0
1983-84	3	0	2	1	-	2012-13	-	DID NOT PLAY	-		
1984-85	3	2	1	0	-	2013-14	2	1	0	0	1
1985-86	3	0	2	1	-	2014-15	2	2	0	0	0
1986-87	3	0	2	1	-	TOTALS	559	153	299	103	4
1987-88	3	0	2	1	-						
1988-89	3	0	1	2	-						
1989-90	3	2	1	0	-						
1990-91	3	2	1	0	-						
1991-92	2	1	1	0	-						
1992-93	2	1	1	0	-						
1993-94	2	0	1	1	-						
1994-95	-	DID NOT PLAY	-								
1995-96	2	0	2	0	-						
1996-97	2	0	2	0	-						
1997-98	2	1	1	0	-						
1998-99	2	2	0	0	-						
1999-2000	2	1	1	0	0						
2000-01	1	0	0	0	1						
2001-02	2	1	1	0	0						
2002-03	1	0	1	0	0						
2003-04	1	0	1	0	0						

RECORD BY DECADE

DECADE	RECORD	PCT.
1920s	2-13-1	.125
1930s	26-26-10	.419
1940s	27-61-18	.255
1950s	22-90-28	.157
1960s	38-56-30	.306
1970s	14-24-8	.304
1980s	9-15-7	.290
1990s	8-10-1	.421
2000s	3-4-0-2	.333
2010s	4-0-2	.667

HOME/AWAY SPLITS

LIFETIME	GP	W	L	T	OTL	GF	GA	PTS
Home	278	98	125	55	0	748	770	251
Road	281	55	174	48	4	664	1,079	162
TOTALS	559	153	299	103	4	1,412	1,849	413

THE LAST TIME THE BLACKHAWKS...

Last Win: Dec. 5, 2014 (4-3 in Chicago)
 Last Home Win: Dec. 5, 2014 (4-3)
 Last Road Win: Nov. 4, 2014 (5-0)
 Last Loss: Jan. 11, 2014 (2-1 OT at Montreal)
 Last Home Loss: Feb. 27, 2002 (3-2)
 Last Road Loss: Jan. 11, 2014 (2-1 OT)
 Last Tie: March 24, 1994 (5-5 in Chicago)
 Last Shutout Win: Nov. 4, 2014 (5-0 at Montreal)
 Last Shutout Loss: March 19, 1988 (3-0 at Montreal)

2014-15 REGULAR-SEASON SERIES RECAP

2014-15 Blackhawks record: 1-0-0 at United Center; 1-0-0 at Montreal

DATE	TEAM	SCORING BY PERIOD					SHOTS BY PERIOD					PP	PIM	GWG	GOALIE (SAVES-SHOTS)	ATTN.
		1	2	3	OT	F	1	2	3	OT	TOT					
11/04	CHI	1	1	3	-	5	5	17	10	-	32	1-4 (25.0)	6-12	J. Toews	Crawford (28-28)	21,287
	MTL	0	0	0	-	0	11	8	9	-	28	0-4 (0.0)	5-12		Price (27-32)	
	12/05	MTL	1	2	0	-	3	14	11	16	-	41	1-3 (33.3)	4-10		
	CHI	2	0	2	-	4	12	12	12	-	36	1-5 (20.0)	4-8	B. Saad	Raanta (38-41)	22,087
TOTALS																
	TEAM	SCORING BY PERIOD					SHOTS BY PERIOD					PP	PIM	GOALIE (SAVES-SHOTS)		
		1	2	3	OT	TOT	1	2	3	OT	TOT			Price (59-68)		
		MTL	1	2	0	-	3	25	19	25	-			69	1-7 (14.3)	9-22
	CHI	3	1	5	-	9	17	29	22	-	68	2-9 (22.2)	10-20			

2014-15 REGULAR-SEASON STATISTICS

BLACKHAWKS	GP	G	A	PTS	+/-	PIM	CANADIENS	GP	G	A	PTS	+/-	PIM		
Jonathan Toews	2	2	2	4	1	2	Brendan Gallagher	2	1	1	2	1	0		
Kris Versteeg	2	1	2	3	2	2	P.K. Subban	2	1	0	1	-4	8		
Patrick Kane	2	1	1	2	2	2	Sergei Gonchar	1	1	0	1	1	2		
Marcus Kruger	2	1	1	2	2	0	Alex Galchenyuk	2	0	1	1	1	0		
Brandon Saad	2	1	1	2	1	0	Tomas Plekanec	2	0	1	1	1	0		
Brad Richards	2	1	1	2	1	2	Alexei Emelin	2	0	1	1	-1	4		
David Rundblad	2	0	2	2	4	0	David Desharnais	2	0	1	1	-2	0		
Bryan Bickell	2	0	2	2	3	0	Andrei Markov	2	0	1	1	-3	0		
Andrew Shaw	2	0	2	2	1	2	Dale Weise	2	0	0	0	-3	0		
Ben Smith	2	1	0	1	1	0	Mike Weaver	2	0	0	0	-2	2		
Michal Rozsival	1	1	0	1	0	0	Manny Malhotra	2	0	0	0	-1	0		
Niklas Hjalmarsson	2	0	1	1	3	0	Tom Gilbert	2	0	0	0	-1	4		
Duncan Keith	2	0	1	1	1	2	Brandon Prust	2	0	0	0	-1	2		
Patrick Sharp	1	0	1	1	1	0	P.A. Parenteau	2	0	0	0	-2	0		
Joakim Nordstrom	1	0	1	1	0	0	Max Pacioretty	2	0	0	0	-2	0		
Daniel Carcillo	1	0	0	0	1	0	Lars Eller	2	0	0	0	-3	0		
Brent Seabrook	2	0	0	0	0	0	Michael Bournival	1	0	0	0	0	0		
Johnny Oduya	2	0	0	0	0	0	Jiri Sekac	1	0	0	0	0	0		
Marian Hossa	2	0	0	0	-1	6	Nathan Beaulieu	1	0	0	0	0	0		
Trevor van Riemsdyk	1	0	0	0	2	0	Eric Tangradi	1	0	0	0	-1	0		
Jeremy Morin	1	0	0	0	0	0	Rene Bourque	1	0	0	0	-3	0		
GOALTENDER	GP	MIN	GA	SA	SV	AVG	W-L-OTL	GOALTENDER	GP	MIN	GA	SA	SV	AVG	W-L-OTL
Corey Crawford	1	60	0	28	28	0.00	1-0-0	Carey Price	1	61	1	20	19	0.98	1-0-0
Antti Raanta	1	60	3	41	38	3.00	1-0-0	Peter Budaj	1	60	3	28	25	2.97	0-0-1

2014-15 HIGHLIGHTS

Corey Crawford made 28 saves to record his first shutout of the season, a 5-0 win in his hometown of Montreal on Nov. 4. Kris Versteeg and Jonathan Toews each tallied a goal and an assist in the contest, and David Rundblad notched a pair of helpers. The win was Chicago's first in Montreal since 2001, and the first shutout against the Canadiens since 1999.

With just 27 seconds left in regulation and the game tied, Brandon Saad scored to give the Blackhawks a 4-3 win over the Canadiens on Dec. 5. Michal Rozsival tallied his first goal of the season to open the scoring, and Antti Raanta made 38 saves on 41 shots for the victory.



PETER LAVIOLETTE



SHEA WEBER



CLUB INFORMATION

Founded:1998-99
 Home Arena:Bridgestone Arena (17,113)
 Front Office Address:501 Broadway, Nashville, TN 37203
 Phone:615-770-2300
 Fax:615-770-2295
 Website:predators.nhl.com
 Stanley Cups:none
 President, Hockey Operations/General Manager:David Poile
 Head Coach:Peter Laviolette
 Assistant Coaches:Phil Housley, Kevin McCarthy
 Goaltending Coach:Ben Vanderklok
 Senior Vice President, Communications/Public Relations:Gerry Helper
 Manager, Communications:Kevin Wilson
 2014-15 record:47-25-10 (104 points), 2nd Central Division
 2015 playoffs:Western Conference First Round (def. by Chicago 4-2)

BROADCAST TEAMS

Television play-by-play:Willy Daunic
 Television color analyst:Stu Grimson
 Radio play-by-play:Pete Weber
 Radio color analyst:Brent Peterson

2015-16 MEETINGS

Tuesday, Dec. 8in Chicago
 Thursday, Dec. 10at Nashville
 Tuesday, Jan. 12in Chicago
 Tuesday, Jan. 19at Nashville
 Thursday, Feb. 25in Chicago

ALL-TIME FRANCHISE RECORDS

SEASON-BY-SEASON RECORD

	GP	W	L	T	OTL
1998-99	6	4	1	1	-
1999-2000	6	1	4	1	0
2000-01	5	3	1	0	1
2001-02	5	2	3	0	0
2002-03	5	3	0	1	1
2003-04	6	3	2	1	0
2004-05	- SEASON CANCELED -				
2005-06	8	2	5	0	1
2006-07	8	4	4	0	0
2007-08	8	5	1	0	2
2008-09	6	3	2	0	1
2009-10	6	4	2	0	0
2010-11	6	3	1	0	2

RECORD BY DECADE

DECADE	RECORD	PCT.
1990s	5-5-2	.417
2000s	29-20-6	.509
2010s	14-10-2	.538

HOME/AWAY SPLITS

LIFETIME	GP	W	L	T	OTL	GF	GA	PTS
Home	48	28	17	1	2	136	129	59
Road	47	20	18	3	6	133	144	49
TOTALS	95	48	35	4	8	269	273	108

THE LAST TIME THE BLACKHAWKS...

Last Win:Dec. 29, 2014 (5-4 SO in Chicago)
 Last Home Win:Dec. 29, 2014 (5-4 SO)
 Last Road Win:Dec. 6, 2014 (3-1)
 Last Loss:Oct. 23, 2014 (3-2 at Nashville)
 Last Home Loss:March 23, 2014 (2-0)
 Last Road Loss:Oct. 23, 2014 (3-2)
 Last Tie:March 1, 2004 (2-2 at Nashville)
 Last Shutout Win:April 6, 2013 (1-0 at Nashville)
 Last Shutout Loss:March 23, 2014 (2-0 in Chicago)

2014-15 REGULAR-SEASON SERIES RECAP

2014-15 Blackhawks record: 2-0-0 at United Center; 1-1-0 at Nashville

DATE	TEAM	SCORING BY PERIOD					SHOTS BY PERIOD					PP	PIM	GWG	GOALIE (SAVES-SHOTS)	ATTN.
		1	2	3	OT	TOT	1	2	3	OT	TOT					
10/18	NSH	1	0	0	0	1	3	4	12	1	20	1-4 (25.0)	5-10		Hutton (35-37)	21,640
	CHI	1	0	0	1	2	12	11	11	3	37	0-5 (0.0)	4-8	J. Toews (OT)	Crawford (19-20)	
10/23	CHI	1	0	1	-	2	6	9	17	-	32	0-1 (0.0)	2-4		Raanta (24-27)	17,157
	NSH	1	1	1	-	3	14	7	6	-	27	0-2 (0.0)	1-2	J. Neal	Rinne (30-32)	
12/06	CHI	1	1	1	-	3	10	12	9	-	31	0-2 (0.0)	2-7	M. Hossa	Darling (32-33)	17,212
	NSH	0	0	1	-	1	13	7	13	-	33	0-1 (0.0)	4-11		Rinne (28-30)	
12/29	NSH	2	2	0	0	4	18	11	8	3	40	1-5 (20.0)	6-12		Rinne (38-42)	22,208
	CHI	0	3	1	0	5	12	16	9	5	42	1-5 (20.0)	6-12	J. Toews (SO)	Crawford (36-40)	
TOTALS		SCORING BY PERIOD					SHOTS BY PERIOD					PP	PIM		GOALIE (SAVES-SHOTS)	
TEAM		1	2	3	OT	TOT	1	2	3	OT	TOT				Hutton (35-37), Rinne (96-104)	
NSH		4	3	2	0	9	48	29	39	4	120	2-12 (16.7)	16-35			
CHI		3	4	3	1	11	40	48	46	8	142	1-13 (7.7)	14-31		Crawford (55-60), Darling (32-33), Raanta (24-27)	

2014-15 REGULAR-SEASON STATISTICS

BLACKHAWKS	GP	G	A	PTS	+/-	PIM	PREDATORS	GP	G	A	PTS	+/-	PIM		
Duncan Keith	4	0	4	4	6	2	James Neal	4	5	0	5	-1	0		
Marian Hossa	4	3	0	3	1	0	Colin Wilson	4	1	3	4	3	2		
Brandon Saad	4	1	2	3	1	2	Mike Ribeiro	4	0	3	3	1	4		
Bryan Bickell	4	1	2	3	1	5	Filip Forsberg	4	0	3	3	0	2		
Andrew Shaw	4	2	0	2	2	2	Mike Fisher	2	0	2	2	-1	0		
Jonathan Toews	4	1	0	1	3	0	Craig Smith	4	1	0	1	0	0		
Ben Smith	4	1	0	1	1	0	Shea Weber	4	1	0	1	-3	4		
Brad Richards	4	1	0	1	0	0	Roman Josi	4	1	0	1	-3	4		
Johnny Oduya	4	1	0	1	-3	2	Ryan Ellis	4	0	1	1	0	0		
Brent Seabrook	4	0	1	1	2	2	Seth Jones	4	0	1	1	0	2		
Patrick Kane	4	0	1	1	1	0	Paul Gaustad	3	0	1	1	0	0		
Marcus Kruger	4	0	1	1	-1	2	Victor Bartley	2	0	1	1	1	7		
Niklas Hjalmarsson	4	0	1	1	-1	6	Calle Jarnkrok	4	0	0	0	-1	0		
Kris Versteeg	3	0	1	1	0	0	Mattias Ekholm	4	0	0	0	-1	6		
Patrick Sharp	3	0	1	1	-1	4	Olli Jokinen	4	0	0	0	-1	0		
David Rundblad	1	0	1	1	1	0	Eric Nystrom	4	0	0	0	-2	0		
Daniel Carcillo	4	0	0	0	0	0	Gabriel Bourque	3	0	0	0	0	0		
Michal Rozsival	3	0	0	0	0	2	Taylor Beck	3	0	0	0	-4	2		
Trevor van Riemsdyk	2	0	0	0	1	0	Viktor Stalberg	2	0	0	0	-1	2		
Jeremy Morin	1	0	0	0	0	0	Anton Volchenkov	2	0	0	0	-1	0		
Tim Erixon	1	0	0	0	0	0	Derek Roy	2	0	0	0	-1	0		
Joakim Nordstrom	1	0	0	0	0	0	Matt Cullen	1	0	0	0	0	0		
Klas Dahlbeck	1	0	0	0	0	0									
GOALTENDER	GP	MIN	GA	SA	SV	AVG	W-L-OTL	GOALTENDER	GP	MIN	GA	SA	SV	AVG	W-L-OTL
Corey Crawford	2	128	5	60	55	2.34	2-0-0	Pekka Rinne	3	184	8	104	96	2.61	1-1-1
Scott Darling	1	60	1	33	32	1.00	1-0-0	Carter Hutton	1	63	2	37	35	1.89	0-0-1
Antti Raanta	1	59	3	27	24	3.07	0-1-0								

2014-15 HIGHLIGHTS

Jonathan Toews scored the first overtime shorthanded game-winner in franchise history on Oct. 18, giving the Blackhawks a 2-1 win over the visiting Predators. Johnny Oduya accounted for Chicago's goal in regulation, as the team outshot Nashville 37-20 in the contest.

Marian Hossa's two-goal effort paced the Blackhawks in a 4-1 win over the Preds in Nashville. Brandon Saad also tallied and added a helper, while Scott Darling made 32 saves on 33 shots.

The Blackhawks overcame deficits of 3-0 and 4-3 to force overtime in their final regular-season tilt with the Preds on Dec. 29, eventually winning 5-4 in a shootout. Duncan Keith paced all players in the tilt with three assists, Bryan Bickell's goal at 18:47 knotted the game at 4-4, and Patrick Sharp picked up his 500th career point in his 700th NHL game (1A).



JOHN HYNES



PATRIK ELIAS



CLUB INFORMATION

Founded: 1974-75 (Kansas City), 1976-77 (Colorado), 1982-83 (New Jersey)
 Home Arena: Prudential Center (17,625)
 Front Office Address: 25 Lafayette St., Newark, NJ 07102
 Phone: 973-757-6100
 Fax: 973-757-6399
 Website: devils.nhl.com
 Stanley Cups: 1995, 2000, '03
 President/General Manager: Ray Shero
 Head Coach: John Hynes
 Assistant Coaches: Alain Nasreddine, Geoff Ward
 Goaltending Coach: Chris Terrieri
 Senior VP, Communications: Mike Levine
 Director, Communications: Pete Albieltz
 Assistant Director, Communications: Dan Beam
 2014-15 record: 32-36-14 (78 points), 7th Metropolitan
 2015 playoffs: DND

BROADCAST TEAMS

Television play-by-play: Steve Cangialosi
 Television color analyst: Ken Daneyko
 Radio play-by-play: Matt Loughlin
 Radio color analyst: Sherry Ross

2015-16 MEETINGS

Friday, Nov. 6 at New Jersey
 Thursday, Nov. 12 in Chicago

ALL-TIME FRANCHISE RECORDS

INCLUDES TOTALS FROM KANSAS CITY SCOUTS (1974-76) AND COLORADO ROCKIES (1976-82)

SEASON-BY-SEASON RECORD (SINCE 1975)

	GP	W	L	T	OTL		GP	W	L	T	OTL
1975-76	6	5	0	1	-	2001-02	2	0	2	0	0
1976-77	6	2	2	2	-	2002-03	1	0	1	0	0
1977-78	6	1	1	4	-	2003-04	2	0	1	1	0
1978-79	8	5	2	1	-	2004-05	-	SEASON CANCELED	-	-	-
1979-80	4	3	0	1	-	2005-06	1	0	0	0	1
1980-81	4	2	2	0	-	2006-07	1	0	0	0	1
1981-82	3	1	2	0	-	2007-08	-	DID NOT PLAY	-	-	-
1982-83	3	3	0	0	-	2008-09	2	1	1	0	0
1983-84	3	1	2	0	-	2009-10	2	2	0	0	0
1984-85	3	3	0	0	-	2010-11	1	0	1	0	0
1985-86	3	1	2	0	-	2011-12	1	0	0	0	1
1986-87	3	2	1	0	-	2012-13	-	DID NOT PLAY	-	-	-
1987-88	3	0	3	0	-	2013-14	2	2	0	0	0
1988-89	3	1	2	0	-	2014-15	2	2	0	0	0
1989-90	3	1	2	0	-	TOTALS	105	47	34	21	3
1990-91	3	1	0	2	-						
1991-92	3	0	1	2	-						
1992-93	2	0	1	1	-						
1993-94	2	0	0	2	-						
1994-95	-	DID NOT PLAY	-	-	-						
1995-96	2	2	0	0	-						
1996-97	2	0	1	1	-						
1997-98	2	1	0	1	-						
1998-99	2	1	0	1	-						
1999-2000	2	0	2	0	0						
2000-01	1	0	1	0	0						

RECORD BY DECADE

DECADE	RECORD	PCT.
1970s	20-6-10	.556
1980s	15-16-0	.484
1990s	5-5-10	.250
2000s	3-6-1-2	.250
2010s	4-1-1	.667

HOME/AWAY SPLITS

LIFETIME	GP	W	L	T	OTL	GF	GA	PTS
Home	52	28	13	10	1	196	142	67
Road	53	19	21	11	2	155	158	51
TOTALS	105	47	34	21	3	351	300	118

THE LAST TIME THE BLACKHAWKS...

Last Win: Feb. 13, 2015 (3-1 in Chicago)
 Last Home Win: Feb. 13, 2015 (3-1)
 Last Road Win: Dec. 9, 2014 (3-2 SO)
 Last Loss: March 27, 2012 (2-1 SO at New Jersey)
 Last Home Loss: Nov. 3, 2010 (5-3)
 Last Road Loss: March 27, 2012 (2-1 SO)
 Last Tie: Dec. 21, 2003 (2-2 in Chicago)
 Last Shutout Win: Dec. 31, 1995 (5-0 in Chicago)
 Last Shutout Loss: Dec. 9, 1999 (4-0 in Chicago)

2014-15 REGULAR-SEASON SERIES RECAP

2014-15 Blackhawks record: 1-0-0 at United Center; 1-0-0 at New Jersey

DATE	TEAM	SCORING BY PERIOD					SHOTS BY PERIOD					PP	PIM	GWG	GOALIE (SAVES-SHOTS)	ATTN.
		1	2	3	OT	F	1	2	3	OT	TOT					
12/09	CHI	0	1	1	0	3	9	17	8	5	39	0-3 (0.0)	1-2	J. Toews (50)	Darling (22-24)	16,210
	NJD	1	0	1	0	2	10	7	6	1	24	0-1 (0.0)	2-6		Kinkaid (37-39)	
02/13	NJD	1	0	0	-	1	8	9	9	-	26	0-2 (0.0)	4-8		Schneider (32-34)	22,186
	CHI	0	0	3	-	3	8	10	17	-	35	1-4 (25.0)	2-4	J. Toews	Crawford (25-26)	
TOTALS		SCORING BY PERIOD					SHOTS BY PERIOD								GOALIE (SAVES-SHOTS)	
	TEAM	1	2	3	OT	TOT	1	2	3	OT	TOT	PP	PIM			
	NJD	2	0	1	0	3	18	16	15	1	50	0-3 (0.0)	6-14		Kinkaid (37-39), Schneider (32-34)	
	CHI	0	1	4	0	5	17	27	25	5	74	1-7 (24.3)	3-6		Darling (22-24), Crawford (25-26)	

2014-15 REGULAR-SEASON STATISTICS

BLACKHAWKS	GP	G	A	PTS	+/-	PIM	DEVILS	GP	G	A	PTS	+/-	PIM		
Marian Hossa	2	1	2	3	2	0	Steve Bernier	2	0	2	2	1	0		
Duncan Keith	2	1	1	2	2	0	Jordin Tootoo	2	1	0	1	-1	0		
Jonathan Toews	2	1	1	2	2	4	Peter Harrold	2	1	0	1	-1	0		
Brent Seabrook	2	0	2	2	2	0	Stephen Gionta	1	1	0	1	2	0		
Kris Versteeg	2	1	0	1	1	0	Scott Gomez	2	0	1	1	0	0		
Bryan Bickell	2	1	0	1	-1	0	Jon Merrill	2	0	1	1	-1	0		
Brandon Saad	2	0	1	1	2	0	Andy Greene	2	0	0	0	2	0		
Patrick Kane	2	0	1	1	1	0	Adam Henrique	2	0	0	0	1	2		
Patrick Sharp	2	0	1	1	-2	2	Michael Ryder	2	0	0	0	0	2		
Johnny Oduya	2	0	0	0	0	0	Jaromir Jagr	2	0	0	0	0	4		
Marcus Kruger	2	0	0	0	0	0	Tuomo Ruutu	2	0	0	0	-1	0		
Daniel Carcillo	2	0	0	0	0	0	Jacob Josefson	2	0	0	0	-1	4		
Andrew Shaw	2	0	0	0	-1	0	Marek Zidlicky	2	0	0	0	-2	0		
Brad Richards	2	0	0	0	-1	0	Damon Severson	1	0	1	1	2	0		
Niklas Hjalmarsson	2	0	0	0	-1	0	Adam Larsson	1	0	0	0	0	0		
Kyle Cumiskey	1	0	0	0	0	0	Martin Havlat	1	0	0	0	0	0		
Michal Rozsival	1	0	0	0	0	0	Dainius Zubrus	1	0	0	0	0	0		
Ben Smith	1	0	0	0	0	0	Reid Boucher	1	0	0	0	0	0		
David Rundblad	1	0	0	0	0	0	Seth Helgeson	1	0	0	0	-1	0		
Ryan Hartman	1	0	0	0	0	0	Travis Zajac	1	0	0	0	-1	0		
Klas Dahlbeck	1	0	0	0	-1	0	Mike Cammalleri	1	0	0	0	-1	0		
							Mike Siso	1	0	0	0	-1	0		
							Eric Gelinas	1	0	0	0	-1	2		
							Patrik Elias	1	0	0	0	-2	0		
GOALTENDER															
Corey Crawford	1	60	1	26	25	1.00	1-0-0	Keith Kinkaid	1	65	2	39	37	1.85	0-0-1
Scott Darling	1	65	2	24	22	1.85	1-0-0	Cory Schneider	1	60	2	34	32	2.01	0-0-0

2014-15 HIGHLIGHTS

Duncan Keith's goal with less than 4 minutes left in regulation tied the score at 2-2, and the Blackhawks went on to win 3-2 in a shootout on Dec. 9 in New Jersey. Jonathan Toews netted the game-deciding goal, as Chicago outshot the Devils 39-24 in the contest.

Marian Hossa (1G, 1A) and Brent Seabrook (2A) paced the Blackhawks to a 3-1 home win over the Devils on Feb. 13. Jonathan Toews and Kris Versteeg also tallied for Chicago in the contest.



JACK CAPUANO



JOHN TAVARES



CLUB INFORMATION

Founded: 1972-73
 Home Arena: Barclays Center (15,795)
 Front Office Address: 1255 Hempstead Turnpike, Uniondale NY 11553
 Phone: 516-501-6700
 Fax: 516-501-6746
 Website: islanders.nhl.com
 Stanley Cups: 1980, '81, '82, '83
 Owner: Charles B. Wang
 General Manager: Garth Snow
 Head Coach: Jack Capuano
 Assistant Coach/Assistant General Manager: Doug Weight
 Assistant Coaches: Matt Bertani, Bob Corkum, Greg Cronin
 Goaltending Coach: Mike Dunham
 Director, Communications: Kimber Auerbach
 Manager, Communications: Jesse Eisenberg
 Coordinator, Communications: Greg Picker
 2014-15 record: 47-28-7 (101 points), 3rd Metropolitan Division
 2015 playoffs: Eastern Conference First Round (def. by Washington 4-3)

BROADCAST TEAMS

Television play-by-play: Howie Rose
 Television color analyst: Butch Goring
 Radio play-by-play: TBA

2015-16 MEETINGS

Friday, Oct. 9 at New York
 Saturday, Oct. 10 in Chicago

ALL-TIME FRANCHISE RECORDS

SEASON-BY-SEASON RECORD (SINCE 1975)

	GP	W	L	T	OTL		GP	W	L	T	OTL
1975-76	5	1	3	1	-	2001-02	1	1	0	0	0
1976-77	5	1	3	1	-	2002-03	2	1	1	0	0
1977-78	5	1	2	2	-	2003-04	1	0	1	0	0
1978-79	5	2	3	0	-	2004-05	-	SEASON CANCELED	-	-	-
1979-80	4	1	2	1	-	2005-06	1	0	0	0	1
1980-81	4	0	4	0	-	2006-07	1	0	1	0	0
1981-82	3	0	3	0	-	2007-08	-	DID NOT PLAY	-	-	-
1982-83	3	1	1	1	-	2008-09	1	0	1	0	0
1983-84	3	0	3	0	-	2009-10	1	0	1	0	0
1984-85	3	0	3	0	-	2010-11	1	1	0	0	0
1985-86	3	2	0	1	-	2011-12	2	2	0	0	0
1986-87	3	2	1	0	-	2012-13	-	DID NOT PLAY	-	-	-
1987-88	3	1	0	2	-	2013-14	2	1	0	0	1
1988-89	3	3	0	0	-	2014-15	2	1	1	0	0
1989-90	3	2	1	0	-	TOTALS	106	45	39	20	2
1990-91	3	2	1	0	-						
1991-92	3	2	0	1	-						
1992-93	2	2	0	0	-						
1993-94	2	1	0	1	-						
1994-95	-	DID NOT PLAY	-	-	-	RECORD BY DECADE	DECADE	RECORD	PCT.		
1995-96	2	1	0	1	-	1970s	13-15-11	.333			
1996-97	2	1	1	0	-	1980s	11-16-4	.355			
1997-98	2	2	0	0	-	1990s	13-2-5	.650			
1998-99	2	1	0	1	-	2000s	3-5-0-1	.333			
1999-2000	2	1	0	1	0	2010s	5-1-1	.714			
2000-01	1	1	0	0	0						

HOME/AWAY SPLITS

LIFETIME	GP	W	L	T	OTL	GF	GA	PTS
Home	54	30	18	5	1	181	175	66
Road	52	15	21	15	1	153	181	46
TOTALS	106	45	39	20	2	334	356	112

THE LAST TIME THE BLACKHAWKS...

Last Win: March 17, 2015 (4-1 in Chicago)
 Last Home Win: March 17, 2015 (4-1)
 Last Road Win: Dec. 8, 2011 (3-2 OT)
 Last Loss: Dec. 13, 2014 (3-2 at New York)
 Last Home Loss: March 15, 2009 (4-2)
 Last Road Loss: Dec. 13, 2014 (3-2)
 Last Tie: April 1, 2000 (2-2 at New York)
 Last Shutout Win: Jan. 9, 2011 (5-0 in Chicago)
 Last Shutout Loss: Nov. 30, 1989 (3-0 in Chicago)

2014-15 REGULAR-SEASON SERIES RECAP

2014-15 Blackhawks record: 1-0-0 at United Center; 0-1-0 at New York

DATE	TEAM	SCORING BY PERIOD				SHOTS BY PERIOD				PP	PIM	GWG	GOALIE (SAVES-SHOTS)	ATTN.
		1	2	3	OT	F	1	2	3	OT	TOT			
12/13	CHI	0	1	1	-	2	10	7	8	-	25	0-1 (0.0)	3-6	Darling (38-41)
	NYI	0	1	2	-	3	8	17	16	-	41	1-3 (33.3)	1-2	Halak (23-25)
03/17	NYI	0	0	1	-	1	10	15	14	-	39	0-2 (0.0)	1-2	Neuvirth (26-30)
	CHI	2	1	1	-	4	16	5	9	-	30	0-1 (0.0)	3-17	Crawford (38-39)
TOTALS														
TEAM		SCORING BY PERIOD				TOT	SHOTS BY PERIOD				TOT	PP	PIM	GOALIE (SAVES-SHOTS)
		1	2	3	OT		1	2	3	OT				
NYI		0	1	3	-	4	18	32	30	-	80	1-5 (20.0)	2-4	Halak (23-25), Neuvirth (26-30)
CHI		2	2	2	-	6	26	12	17	-	55	0-2 (0.0)	6-23	Crawford (38-39), Darling (38-41)

2014-15 REGULAR-SEASON STATISTICS


BLACKHAWKS							ISLANDERS						
	GP	G	A	PTS	+/-	PIM		GP	G	A	PTS	+/-	PIM
Jonathan Toews	2	2	2	4	4	2	Nikolay Kulemin	2	1	0	1	0	0
Marian Hossa	2	2	0	2	4	2	Cal Clutterbuck	2	1	0	1	2	0
Johnny Oduya	2	0	2	2	5	0	Kyle Okposo	2	1	0	1	-3	0
Niklas Hjalmarsson	2	0	2	2	4	0	Lubomir Visnovsky	1	1	0	1	0	0
Patrick Sharp	2	0	2	2	2	2	Matt Martin	2	0	1	1	2	0
Daniel Carcillo	1	1	0	1	1	0	Ryan Strome	2	0	1	1	1	0
Patrick Kane	1	1	0	1	0	0	Frans Nielsen	2	0	1	1	0	0
Duncan Keith	2	0	1	1	-1	0	John Tavares	2	0	1	1	-5	2
Brandon Saad	2	0	1	1	-1	0	Nick Leddy	1	0	1	1	0	0
Kris Versteeg	2	0	0	0	1	2	Tyler Kennedy	1	0	1	1	0	0
Brent Seabrook	2	0	0	0	1	0	Griffin Reinhart	1	0	0	0	0	0
Brad Richards	2	0	0	0	0	0	Matt Donovan	2	0	0	0	1	0
Marcus Kruger	2	0	0	0	0	0	Anders Lee	2	0	0	0	0	0
Andrew Shaw	2	0	0	0	0	15	Brock Nelson	2	0	0	0	0	0
Bryan Bickell	2	0	0	0	-1	0	Thomas Hickey	2	0	0	0	-1	0
Michal Rozsival	2	0	0	0	-2	0	Calvin de Haan	2	0	0	0	-3	0
Ben Smith	1	0	0	0	1	0	Josh Bailey	2	0	0	0	-5	0
Andrew Desjardins	1	0	0	0	0	0	Travis Hamonic	1	0	0	0	1	0
Kimmo Timonen	1	0	0	0	0	0	Casey Cizikas	1	0	0	0	0	0
Klas Dahlbeck	1	0	0	0	-1	0	Michael Grabner	1	0	0	0	0	0
Teuvo Teravainen	1	0	0	0	-1	0	Johnny Boychuk	1	0	0	0	-3	0
Antoine Vermette	1	0	0	0	-1	0	Brian Strait	1	0	0	0	-1	0
							Mikhail Grabovski	1	0	0	0	-1	2
GOALTENDER							GOALTENDER						
	GP	MIN	GA	SA	SV	AVG		GP	MIN	GA	SA	SV	AVG
Corey Crawford	1	60	1	39	38	1.00	Jaroslav Halak	1	60	2	25	23	2.00
Scott Darling	1	59	3	41	38	3.07	Michal Neuvirth	1	60	4	30	26	4.01

2014-15 HIGHLIGHTS

Jonathan Toews and Marian Hossa both scored a pair of goals to lead the Blackhawks past the visiting Islanders 4-1 on March 17. Toews added an assist on both of Hossa's goals to complete a season-high four-point night, and Patrick Sharp collected two helpers of his own.



ALAIN VIGNEAULT



RYAN MCDONAGH



CLUB INFORMATION

Founded: 1926-27
 Home Arena: Madison Square Garden (17,200)
 Front Office Address: 2 Pennsylvania Plaza, New York, NY 10121
 Phone: 212-465-6000
 Fax: 212-465-6494
 Website: rangers.nhl.com
 Stanley Cups: 1928, '33, '40, '94
 General Manager: Jeff Gorton
 Head Coach: Alain Vigneault
 Associate Coach: Scott Arniel
 Assistant Coaches: Ulf Samuelsson, Darryl Williams
 Assistant/Goalending Coach: Benoit Allaire
 Senior VP, Public Relations and Player Recruitment: John Rosasco
 Director, Public Relations: Ryan Nissan
 Manager, Public Relations: Lindsay Ganghamer
 Coordinator, Public Relations: Michael Rappaport
 2014-15 record: 53-22-7 (113 points), 1st Metropolitan Division
 2015 playoffs: Eastern Conference Final (def. by Tampa Bay 4-3)

BROADCAST TEAMS

Television play-by-play: Sam Rosen
 Television color analyst: Joe Micheletti
 Radio play-by-play: Kenny Albert
 Radio color analyst: Dave Maloney

2015-16 MEETINGS

Wednesday, Oct. 7 in Chicago
 Wednesday, Feb. 17 at New York

ALL-TIME FRANCHISE RECORDS

SEASON-BY-SEASON RECORD (SINCE 1975)

	GP	W	L	T	OTL		GP	W	L	T	OTL
1975-76	5	0	2	3	-	2004-05	-	SEASON CANCELED	-	-	-
1976-77	5	2	2	1	-	2005-06	1	1	0	0	0
1977-78	5	1	3	1	-	2006-07	1	0	1	0	0
1978-79	4	0	4	0	-	2007-08	-	DID NOT PLAY	-	-	-
1979-80	4	2	1	1	-	2008-09	2	0	1	0	1
1980-81	4	1	2	1	-	2009-10	1	1	0	0	0
1981-82	3	0	3	0	-	2010-11	1	0	1	0	0
1982-83	3	3	0	0	-	2011-12	2	2	0	0	0
1983-84	3	1	2	0	-	2012-13	-	DID NOT PLAY	-	-	-
1984-85	3	3	0	0	-	2013-14	2	0	2	0	0
1985-86	3	3	0	0	-	2014-15	2	1	0	0	1
1986-87	3	1	1	1	-	TOTALS	583	246	237	98	2
1987-88	3	0	2	1	-						
1988-89	3	0	2	1	-						
1989-90	3	0	1	2	-						
1990-91	3	3	0	0	-						
1991-92	3	0	3	0	-						
1992-93	2	1	1	0	-						
1993-94	2	1	1	0	-						
1994-95	-	DID NOT PLAY	-	-	-						
1995-96	2	1	0	1	-						
1996-97	2	2	0	0	-						
1997-98	2	1	1	0	-						
1998-99	2	2	0	0	-						
1999-2000	1	0	1	0	0						
2000-01	2	0	2	0	0						
2001-02	1	1	0	0	0						
2002-03	1	1	0	0	0						
2003-04	1	0	0	1	0						

RECORD BY DECADE

DECADE	RECORD	PCT.
1920s	5-15-4	.208
1930s	31-29-12	.431
1940s	45-45-16	.425
1950s	51-63-26	.364
1960s	69-35-20	.556
1970s	15-23-12	.300
1980s	12-13-6	.387
1990s	11-7-1	.579
2000s	4-4-1-1	.400
2010s	3-3-1	.429

HOME/AWAY SPLITS

LIFETIME	GP	W	L	T	OTL	GF	GA	PTS
Home	292	132	115	43	2	882	804	309
Road	291	114	122	55	0	818	854	283
TOTALS	583	246	237	98	2	1,700	1,656	592

THE LAST TIME THE BLACKHAWKS...

Last Win: March 18, 2015 (1-0 at New York)
 Last Home Win: March 9, 2012 (4-3)
 Last Road Win: March 18, 2015 (1-0)
 Last Loss: March 8, 2015 (1-0 in Chicago)
 Last Home Loss: March 8, 2015 (1-0)
 Last Road Loss: Feb. 27, 2014 (2-1)
 Last Tie: Nov. 16, 2003 (2-2 in Chicago)
 Last Shutout Win: March 18, 2015 (1-0 at New York)
 Last Shutout Loss: March 8, 2015 (1-0 in Chicago)

2014-15 REGULAR-SEASON SERIES RECAP

2014-15 Blackhawks record: 0-0-1 at United Center; 1-0-0 at New York

DATE	TEAM	SCORING BY PERIOD					SHOTS BY PERIOD					PP	PIM	GWG	GOALIE (SAVES-SHOTS)	ATTN.
		1	2	3	OT	F	1	2	3	OT	TOT					
03/08	NYR	0	0	0	1	1	16	5	14	1	36	0-2 (0.0)	4-8	D. Brassard (OT)	Talbot (29-29)	22,160
	CHI	0	0	0	0	0	8	12	8	1	29	0-4 (0.0)	2-4		Crawford (35-36)	
03/18	CHI	0	0	1	-	1	7	7	17	-	31	0-2 (0.0)	2-4	B. Richards	Darling (25-25)	18,006
	NYR	0	0	0	-	0	8	7	10	-	25	0-2 (0.0)	2-4		Talbot (30-31)	
TOTALS		SCORING BY PERIOD					SHOTS BY PERIOD					PP	PIM	GOALIE (SAVES-SHOTS)		
TEAM		1	2	3	OT	TOT	1	2	3	OT	TOT			Talbot (59-60)		
NYR		0	0	0	1	1	24	12	24	1	61	0-4 (0.0)	6-12	Crawford (35-36), Darling (25-25)		
CHI		0	0	1	0	1	15	19	25	1	60	0-6 (0.0)	4-8			

2014-15 REGULAR-SEASON STATISTICS


BLACKHAWKS	GP	G	A	PTS	+/-	PIM	RANGERS	GP	G	A	PTS	+/-	PIM		
Brad Richards	2	1	0	1	1	0	Derick Brassard	2	1	0	1	1	0		
Duncan Keith	2	0	1	1	0	0	Ryan McDonagh	2	0	1	1	1	0		
Andrew Desjardins	1	0	1	1	0	2	Mats Zuccarello	2	0	1	1	1	0		
David Rundblad	2	0	0	0	1	0	Dan Girardi	2	0	0	0	1	0		
Andrew Shaw	2	0	0	0	1	2	James Sheppard	2	0	0	0	0	0		
Bryan Bickell	1	0	0	0	1	0	Derek Stepan	2	0	0	0	0	0		
Joakim Nordstrom	2	0	0	0	0	0	Carl Hagelin	2	0	0	0	0	0		
Marcus Kruger	2	0	0	0	0	0	J.T. Miller	2	0	0	0	0	0		
Brandon Saad	2	0	0	0	0	0	Rick Nash	2	0	0	0	0	0		
Kimmo Timonen	2	0	0	0	0	0	Kevin Hayes	2	0	0	0	0	2		
Antoine Vermette	2	0	0	0	0	0	Chris Kreider	2	0	0	0	0	2		
Patrick Sharp	2	0	0	0	0	0	Marc Staal	2	0	0	0	0	2		
Brent Seabrook	2	0	0	0	0	0	Keith Yandle	2	0	0	0	0	2		
Daniel Carcillo	1	0	0	0	0	0	Kevin Klein	1	0	0	0	0	0		
Kris Versteeg	1	0	0	0	0	0	Martin St. Louis	1	0	0	0	0	0		
Johnny Oduya	1	0	0	0	0	0	Jesper Fast	2	0	0	0	-1	0		
Marian Hossa	2	0	0	0	0	0	Dan Boyle	2	0	0	0	-1	0		
Niklas Hjalmarsson	2	0	0	0	0	2	Dominic Moore	2	0	0	0	-1	2		
Jonathan Toews	2	0	0	0	-1	0	Matt Hunwick	1	0	0	0	-1	0		
Teuvo Teravainen	2	0	0	0	-1	0	Tanner Glass	1	0	0	0	-1	0		
Michal Rozsival	1	0	0	0	-1	0									
GOALTENDER	GP	MIN	GA	SA	SV	AVG	W-L-OTL	GOALTENDER	GP	MIN	GA	SA	SV	AVG	W-L-OTL
Corey Crawford	1	61	1	36	35	0.99	0-0-1	Cam Talbot	2	120	1	60	59	0.50	1-1-0
Scott Darling	1	60	0	25	25	0.00	1-0-0								

2014-15 HIGHLIGHTS

Scott Darling stopped all 25 shots he faced to record his first career NHL shutout, a 1-0 win over the Rangers at Madison Square Garden on March 18—the team's first shutout over New York since 1997. Former Ranger Brad Richards tallied the game-winner in the third period.



DAVE CAMERON



ERIK KARLSSON



CLUB INFORMATION

Founded: 1992-93
 Home Arena: Canadian Tire Centre (18,533)
 Front Office Address: 1000 Palladium Drive, Ottawa, ON K2V 1A5
 Phone: 613-599-0100
 Fax: 613-559-5562
 Website: senators.nhl.com
 Stanley Cups: none
 President, Hockey Operations/General Manager: Bryan Murray
 Head Coach: Dave Cameron
 Assistant Coaches: Jason Smith, Andre Tourigny
 Goaltending Coach: Rick Wamsley
 Senior Director, Communications: Brian Morris
 Manager, Communications: Chris Moore
 Coordinator, Communications: Amanda Nigh
 2014-15 record: 45-26-13 (99 points), 4th Atlantic Division
 2015 playoffs: Eastern Conference First Round (def. by Montreal 4-2)

BROADCAST TEAMS

Television play-by-play/color analyst: TSN Regional
 Radio play-by-play: Dean Brown
 Radio color analyst: Gord Wilson

2015-16 MEETINGS

Thursday, Dec. 3 at Ottawa
 Sunday, Jan. 3 in Chicago

ALL-TIME FRANCHISE RECORDS

SEASON-BY-SEASON RECORD

	GP	W	L	T	OTL
1992-93	2	2	0	0	-
1993-94	2	1	0	1	-
1994-95	-	DID NOT PLAY	-	-	-
1995-96	2	1	1	0	-
1996-97	2	1	1	0	-
1997-98	2	2	0	0	-
1998-99	2	0	1	1	-
1999-2000	1	0	1	0	0
2000-01	2	1	1	0	0
2001-02	1	1	0	0	0
2002-03	1	1	0	0	0
2003-04	1	0	1	0	0
2004-05	-	SEASON CANCELED	-	-	-
2005-06	-	DID NOT PLAY	-	-	-
2006-07	1	1	0	0	0
2007-08	1	1	0	0	0

	GP	W	L	T	OTL
2008-09	1	1	0	0	0
2009-10	1	0	1	0	0
2010-11	1	1	0	0	0
2011-12	1	1	0	0	0
2012-13	-	DID NOT PLAY	-	-	-
2013-14	2	1	1	0	0
2014-15	2	2	0	0	0
TOTALS	28	18	8	2	0

RECORD BY DECADE

DECADE	RECORD	PCT.
1990s	7-4-2	.538
2000s	6-3-0-0	.667
2010s	5-1-0	.833

HOME/AWAY SPLITS

LIFETIME	GP	W	L	T	OTL	GF	GA	PTS
Home	13	9	2	2	0	34	27	20
Road	15	9	6	0	0	46	48	18
TOTALS	28	18	8	2	0	80	75	38

THE LAST TIME THE BLACKHAWKS...

Last Win: Oct. 26, 2014 (2-1 in Chicago)
 Last Home Win: Oct. 26, 2014 (2-1)
 Last Road Win: Oct. 30, 2014 (5-4 SO)
 Last Loss: March 28, 2014 (5-3 at Ottawa)
 Last Home Loss: March 28, 2001 (5-2)
 Last Road Loss: March 28, 2014 (5-3)
 Last Tie: Nov. 15, 1998 (2-2 in Chicago)
 Last Shutout Win: Dec. 10, 2008 (2-0 in Chicago)
 Last Shutout Loss: none

2014-15 REGULAR-SEASON SERIES RECAP

2014-15 Blackhawks record: 1-0-0 at United Center; 1-0-0 at Ottawa

DATE	TEAM	SCORING BY PERIOD					SHOTS BY PERIOD					PP	PIM	GWG	GOALIE (SAVES-SHOTS)	ATTN.
		1	2	3	OT	F	1	2	3	OT	TOT					
10/26	OTT	0	1	0	-	1	12	5	16	-	33	0-3 (0.0)	9-18		Anderson (43-45)	
	CHI	0	2	0	-	2	17	17	11	-	45	1-6 (16.7)	5-10	B. Seabrook	Darling (32-33)	21,310
10/30	CHI	2	0	2	0	5	15	12	9	3	39	0-5 (0.0)	7-14	P. Sharp (50)	Darling (28-32)	
	OTT	1	1	2	0	4	6	11	14	1	32	1-6 (16.7)	6-12		Anderson (35-39)	17,529
TOTALS																
TEAM		SCORING BY PERIOD					SHOTS BY PERIOD					PP	PIM	GOALIE (SAVES-SHOTS)		
		1	2	3	OT	TOT	1	2	3	OT	TOT					
OTT		1	2	2	0	5	18	16	30	1	65	1-9 (11.1)	15-30	Anderson (78-84)		
CHI		2	2	2	0	6	32	29	20	3	84	1-11 (9.1)	12-24	Darling (60-65)		

2014-15 REGULAR-SEASON STATISTICS

BLACKHAWKS	GP	G	A	PTS	+/-	PIM	SENATORS	GP	G	A	PTS	+/-	PIM		
Jonathan Toews	2	3	0	3	3	0	Alex Chiasson	2	0	2	2	0	2		
Marian Hossa	2	1	2	3	1	0	Milan Michalek	2	1	0	1	2	0		
Brent Seabrook	2	1	1	2	2	0	Clarke MacArthur	2	1	0	1	0	2		
Kris Versteeg	2	1	1	2	2	0	Bobby Ryan	2	1	0	1	0	0		
Duncan Keith	2	0	2	2	4	2	Mika Zibanejad	2	1	0	1	-1	0		
Brad Richards	2	0	2	2	-1	0	Mark Stone	1	1	0	1	0	0		
Patrick Kane	2	0	1	1	1	0	Patrick Wiercioch	2	0	1	1	1	4		
Bryan Bickell	2	0	1	1	-1	2	Cody Ceci	2	0	1	1	0	0		
Marcus Kruger	2	0	0	0	0	4	David Legwand	2	0	1	1	-1	0		
Trevor van Riemsdyk	2	0	0	0	0	0	Erik Karlsson	2	0	1	1	-1	0		
Patrick Sharp	2	0	0	0	0	4	Curtis Lazar	1	0	1	1	0	0		
Niklas Hjalmarsson	2	0	0	0	-1	0	Eric Gryba	2	0	0	0	1	2		
Ben Smith	2	0	0	0	-1	0	Kyle Turris	2	0	0	0	0	0		
Brandon Saad	2	0	0	0	-1	0	Mike Hoffman	2	0	0	0	0	2		
Andrew Shaw	2	0	0	0	-1	4	Chris Neil	2	0	0	0	-1	0		
Jeremy Morin	2	0	0	0	-1	4	Chris Phillips	2	0	0	0	-2	4		
Johnny Oduya	2	0	0	0	-2	2	Zack Smith	2	0	0	0	-2	4		
David Rundblad	1	0	0	0	0	0	Erik Condra	1	0	0	0	0	0		
Michal Rozsival	1	0	0	0	0	0	Colin Greening	1	0	0	0	0	0		
							Mark Borowiecki	1	0	0	0	0	2		
							Jared Cowen	1	0	0	0	-1	2		
GOALTENDER	GP	MIN	GA	SA	SV	AVG	W-L-OTL	GOALTENDER	GP	MIN	GA	SA	SV	AVG	W-L-OTL
Scott Darling	2	125	5	65	60	2.40	2-0-0	Craig Anderson	2	124	6	84	82	2.90	0-1-1

2014-15 HIGHLIGHTS

Chicago native Scott Darling made 32 saves in a 2-1 win over Ottawa to become the first Blackhawks netminder to win his NHL debut in front of a United Center crowd on Oct. 26. Patrick Kane picked up his 500th NHL point with an assist on Jonathan Toews' opening goal, and Brent Seabrook netted the game-winner in the third period.

Playing in his 1,100th NHL game, Marian Hossa notched his 1,000th career point (a third-period tally) and added an assist to help the Blackhawks defeat the Senators 5-4 in a shootout on Oct. 30. Jonathan Toews scored twice in the contest, Kris Versteeg picked up a goal and an assist.



DAVE HAKSTOL



CLAUDE GIROUX



CLUB INFORMATION

Founded: 1967-68
 Home Arena: Wells Fargo Center (19,541)
 Front Office Address: 3601 S. Broad St., Philadelphia, PA 19148
 Phone: 215-465-4500
 Fax: 215-218-7837
 Website: flyers.nhl.com
 Stanley Cups: 1974, '75
 Chairman: Ed Snider
 General Manager: Ron Hextall
 Head Coach: Dave Hakstol
 Assistant Coaches: Ian Laperriere, Joe Mullen, Gord Murphy
 Goaltending Coach: Kim Dillabaugh
 Senior Director, Communications: Zack Hill
 Director, Public Relations: Joe Siville
 Manager, Broadcasting/Media Services: Brian Smith
 2014-15 record: 33-31-18 (84 points), 6th Metropolitan
 2015 Iplayoffs: DNO

BROADCAST TEAMS

Television play-by-play: Jim Jackson
 Television color analysts: Bill Clement, Keith Jones, Chris Therien
 Radio play-by-play: Tim Saunders
 Radio color analyst: Steve Coates

2015-16 MEETINGS

Wednesday, Oct. 14 at Philadelphia
 Wednesday, March 16 in Chicago

ALL-TIME FRANCHISE RECORDS

SEASON-BY-SEASON RECORD (SINCE 1975)

	GP	W	L	T	OTL		GP	W	L	T	OTL
1975-76	5	1	2	2	-	2001-02	2	1	1	0	0
1976-77	5	0	3	2	-	2002-03	2	0	2	0	0
1977-78	5	2	2	1	-	2003-04	1	0	1	0	0
1978-79	4	3	1	0	-	2004-05	-	SEASON CANCELED	-	-	-
1979-80	4	0	2	2	-	2005-06	1	0	1	0	0
1980-81	4	1	1	2	-	2006-07	1	0	1	0	0
1981-82	3	1	1	1	-	2007-08	-	DID NOT PLAY	-	-	-
1982-83	3	1	1	1	-	2008-09	1	1	0	0	0
1983-84	3	0	1	2	-	2009-10	1	0	1	0	0
1984-85	3	1	2	0	-	2010-11	1	0	1	0	0
1985-86	3	0	2	1	-	2011-12	1	0	1	0	0
1986-87	3	0	2	1	-	2012-13	-	DID NOT PLAY	-	-	-
1987-88	3	3	0	0	-	2013-14	2	1	0	0	1
1988-89	3	0	3	0	-	2014-15	2	1	1	0	0
1989-90	3	3	0	0	-	TOTALS	132	45	56	30	1
1990-91	3	1	2	0	-						
1991-92	3	0	0	3	-						
1992-93	2	0	1	1	-						
1993-94	2	0	1	1	-						
1994-95	-	DID NOT PLAY	-	-	-						
1995-96	2	1	1	0	-						
1996-97	2	1	0	1	-						
1997-98	2	0	2	0	-						
1998-99	2	0	2	0	-						
1999-2000	1	0	1	0	0						
2000-01	1	0	1	0	0						

RECORD BY DECADE

DECADE	RECORD	PCT.
1960s	10-1-5	.625
1970s	18-21-11	.360
1980s	10-13-8	.323
1990s	3-10-6	.158
2000s	2-8-0-0	.200
2010s	2-3-1	.333

HOME/AWAY SPLITS

LIFETIME	GP	W	L	T	OTL	GF	GA	PTS
Home	65	29	17	19	0	224	182	77
Road	67	16	39	11	1	171	222	44
TOTALS	132	45	56	30	1	395	404	121

THE LAST TIME THE BLACKHAWKS...

Last Win: Oct. 21, 2014 (4-0 in Chicago)
 Last Home Win: Oct. 21, 2014 (4-0)
 Last Road Win: Nov. 9, 1996 (4-1)
 Last Loss: March 25, 2015 (4-1 at Philadelphia)
 Last Home Loss: Jan. 25, 2011 (4-1)
 Last Road Loss: March 25, 2015 (4-1)
 Last Tie: Dec. 22, 1996 (2-2 in Chicago)
 Last Shutout Win: Oct. 21, 2014 (4-0 in Chicago)
 Last Shutout Loss: Oct. 30, 2006 (3-0 at Philadelphia)

2014-15 REGULAR-SEASON SERIES RECAP

2014-15 Blackhawks record: 1-0-0 at United Center; 0-1-0 at Philadelphia

DATE	TEAM	SCORING BY PERIOD				SHOTS BY PERIOD				PP	PIM	GWG	GOALIE (SAVES-SHOTS)	ATTN.
		1	2	3	OT	F	1	2	3	OT	TOT			
10/21	PHI	0	0	0	-	0	9	10	13	-	32	0-2 (0.0)	4-8	21,162
	CHI	3	0	1	-	4	19	8	16	-	43	2-4 (50.0)	2-4	
03/25	CHI	0	0	1	-	1	11	14	10	-	35	1-2 (50.0)	3-9	19,831
	PHI	1	2	1	-	4	13	9	11	-	33	1-2 (50.0)	3-9	
TOTALS	TEAM	1	2	3	OT	TOT	1	2	3	OT	TOT	PP	PIM	GOALIE (SAVES-SHOTS)
	PHI	1	2	1	-	4	22	19	24	-	65	1-4 (25.0)	7-17	Mason (73-78)
	CHI	3	0	2	-	5	30	22	26	-	78	3-6 (50.0)	5-13	Raanta (32-32), Crawford (29-33)

2014-15 REGULAR-SEASON STATISTICS

BLACKHAWKS	GP	G	A	PTS	+/-	PIM	FLYERS	GP	G	A	PTS	+/-	PIM		
Brandon Saad	2	1	2	3	1	0	Michael Del Zotto	2	0	2	2	0	2		
Patrick Sharp	2	0	2	2	-1	0	Matt Read	2	0	2	2	0	0		
Duncan Keith	2	0	2	2	-1	0	Michael Raffl	2	1	0	1	1	4		
Patrick Kane	1	2	0	2	0	0	Claude Giroux	2	1	0	1	1	0		
Bryan Bickell	1	1	1	2	2	0	Wayne Simmonds	2	1	0	1	1	0		
Andrew Shaw	2	1	0	1	-1	0	Ryan White	1	1	0	1	1	0		
Brad Richards	2	0	1	1	2	0	Nicklas Grossmann	2	0	1	1	1	0		
Jonathan Toews	2	0	1	1	-1	2	Jakub Voracek	2	0	1	1	1	0		
Marian Hossa	2	0	0	0	-1	0	Nick Schultz	2	0	1	1	0	0		
Brent Seabrook	2	0	0	0	1	0	Carlo Colaiacovo	1	0	1	1	1	2		
Daniel Carcillo	2	0	0	0	0	5	Andrew MacDonald	2	0	0	0	1	0		
Niklas Hjalmarsson	2	0	0	0	0	2	Mark Streit	2	0	0	0	0	0		
Kris Versteeg	2	0	0	0	-1	2	Zac Rinaldo	2	0	0	0	0	2		
Johnny Oduya	2	0	0	0	-1	0	Brayden Schenn	2	0	0	0	0	0		
Marcus Kruger	2	0	0	0	-1	0	Sean Couturier	2	0	0	0	0	0		
Michal Rozsival	2	0	0	0	-2	0	Pierre-Edouard Bellemare	2	0	0	0	0	5		
Trevor van Riemsdyk	1	0	0	0	1	0	Chris Vande Velde	2	0	0	0	-1	0		
Kimmo Timonen	1	0	0	0	0	0	Nick Cousins	1	0	0	0	1	0		
Ben Smith	1	0	0	0	0	0	R.J. Umberger	1	0	0	0	-1	0		
Andrew Desjardins	1	0	0	0	0	0	Luke Schenn	1	0	0	0	-1	0		
Antoine Vermette	1	0	0	0	-1	0	Blair Jones	1	0	0	0	-1	2		
Joakim Nordstrom	1	0	0	0	-1	0									
GOALTENDER	GP	MIN	GA	SA	SV	AVG	W-L-OTL	GOALTENDER	GP	MIN	GA	SA	SV	AVG	W-L-OTL
Antti Raanta	1	60	0	32	32	0.00	1-0-0	Steve Mason	2	120	5	78	73	2.50	1-1-0
Corey Crawford	1	60	4	33	29	4.00	0-1-0								

2014-15 HIGHLIGHTS

Antti Raanta made his season debut for Chicago in dominant fashion, stopping all 32 shots he faced to record a 4-0 victory over the visiting Flyers on Oct. 21; it was Chicago's first shutout win over Philadelphia since 1976. Patrick Kane tallied twice, and Bryan Bickell (1G, 1A) and Brandon Saad (1G, 1A) also had big outings.



MIKE JOHNSTON



SIDNEY CROSBY



CLUB INFORMATION

Founded: 1967-68
 Home Arena: CONSOL Energy Center (18,387)
 Front Office Address: 1001 Fifth Ave., Pittsburgh, PA 15219
 Phone: 412-642-1300
 Fax: 412-255-1988
 Website: penguins.nhl.com
 Stanley Cups: 1991, '92, 2009
 Executive VP/General Manager: Jim Rutherford
 Head Coach: Mike Johnston
 Assistant Coaches: Gary Agnew, Rick Tocchet
 Goaltending Coach: Mike Bales
 Special Assistant to the Head Coach: Jacques Martin
 Senior Director, Communications: Jennifer Bullano
 Manager, Communications: Jason Seidling
 2014-15 record: 43-27-12 (98 points), 4th Metropolitan Division
 2015 playoffs: Eastern Conference First Round (def. by NY Rangers 4-1)

BROADCAST TEAMS

Television play-by-play: Paul Steigerwald
 Television color analyst: Bob Errey
 Radio play-by-play: Mike Lange
 Radio color analyst: Phil Bourque

2015-16 MEETINGS

Tuesday, Jan. 5 at Pittsburgh
 Wednesday, Jan. 6 in Chicago

ALL-TIME FRANCHISE RECORDS

SEASON-BY-SEASON RECORD (SINCE 1975)

	GP	W	L	T	OTL		GP	W	L	T	OTL
1975-76	4	2	1	1	-	2001-02	1	1	0	0	0
1976-77	4	2	2	0	-	2002-03	2	0	1	1	0
1977-78	4	1	2	1	-	2003-04	2	0	2	0	0
1978-79	4	0	2	2	-	2004-05	-	SEASON CANCELED	-	-	-
1979-80	4	2	0	2	-	2005-06	1	1	0	0	0
1980-81	4	3	1	0	-	2006-07	1	0	0	0	1
1981-82	3	1	0	2	-	2007-08	-	DID NOT PLAY	-	-	-
1982-83	3	3	0	0	-	2008-09	1	0	0	0	1
1983-84	3	1	1	1	-	2009-10	1	1	0	0	0
1984-85	3	2	1	0	-	2010-11	1	1	0	0	0
1985-86	3	1	1	1	-	2011-12	1	0	1	0	0
1986-87	3	1	2	0	-	2012-13	-	DID NOT PLAY	-	-	-
1987-88	3	1	2	0	-	2013-14	2	1	1	0	0
1988-89	3	0	3	0	-	2014-15	2	2	0	0	0
1989-90	3	3	0	0	-	TOTALS	129	68	42	17	2
1990-91	3	3	0	0	-						
1991-92	2	0	0	1	-						
1992-93	2	1	1	0	-						
1993-94	2	1	1	0	-						
1994-95	-	DID NOT PLAY	-	-	-						
1995-96	2	1	1	0	-						
1996-97	2	2	0	0	-						
1997-98	2	1	0	1	-						
1998-99	1	0	1	0	-						
1999-2000	2	0	1	1	0						
2000-01	2	0	2	0	0						

RECORD BY DECADE

DECADE	RECORD	PCT.
1960s	12-3-1	.750
1970s	24-15-8	.511
1980s	16-11-4	.516
1990s	9-6-3	.500
2000s	3-5-1-2	.273
2010s	4-2-0	.667

HOME/AWAY SPLITS

LIFETIME	GP	W	L	T	OTL	GF	GA	PTS
Home	65	43	11	10	1	252	167	97
Road	64	25	31	7	1	201	225	58
TOTALS	129	68	42	17	2	453	392	155

THE LAST TIME THE BLACKHAWKS...

Last Win: Feb. 15, 2015 (2-1 SO in Chicago)
 Last Home Win: Feb. 15, 2015 (2-1 SO)
 Last Road Win: Jan. 21, 2015 (3-2 SO)
 Last Loss: March 30, 2014 (4-1 at Pittsburgh)
 Last Home Loss: Feb. 27, 2009 (5-4 OT)
 Last Road Loss: March 30, 2014 (4-1)
 Last Tie: March 23, 2003 (1-1 in Chicago)
 Last Shutout Win: Jan. 6, 2002 (2-0 in Chicago)
 Last Shutout Loss: Dec. 29, 2003 (1-0 at Pittsburgh)

2014-15 REGULAR-SEASON SERIES RECAP

2014-15 Blackhawks record: 1-0-0 at United Center; 1-0-0 at Pittsburgh

DATE	TEAM	SCORING BY PERIOD					SHOTS BY PERIOD					PP	PIM	GWG	GOALIE (SAVES-SHOTS)	ATTN.
		1	2	3	OT	F	1	2	3	OT	TOT					
01/21	CHI	1	1	0	0	3	6	9	9	2	26	1-2 (50.0)	2-4	J. Toews (S0)	Crawford (33-35)	18,655
	PIT	0	2	0	0	2	9	14	8	4	35	0-2 (0.0)	2-4		Fleury (24-26)	
02/15	PIT	0	0	1	0	1	15	10	11	1	37	0-2 (0.0)	3-6		Fleury (31-32)	22,169
	CHI	0	1	0	0	2	8	12	9	3	32	0-2 (0.0)	3-6	P. Sharp (S0)	Crawford (36-37)	
TOTALS																
	TEAM	SCORING BY PERIOD					SHOTS BY PERIOD					PP	PIM		GOALIE (SAVES-SHOTS)	
		1	2	3	OT	TOT	1	2	3	OT	TOT					
	PIT	0	2	1	-	3	24	24	19	5	72	0-4 (0.0)	5-10		Fleury (55-58)	
	CHI	1	2	0	-	3	14	21	18	5	58	1-4 (25.0)	5-10		Crawford (69-72)	

2014-15 REGULAR-SEASON STATISTICS

BLACKHAWKS	GP	G	A	PTS	+/-	PIM	PENGUINS	GP	G	A	PTS	+/-	PIM		
Marian Hossa	2	1	1	2	2	0	Nick Spaling	2	1	0	1	1	0		
Brandon Saad	2	0	2	2	2	0	Steve Downie	2	1	0	1	1	0		
Niklas Hjalmarsson	2	1	0	1	1	0	Zach Sill	1	1	0	1	1	0		
David Rundblad	1	1	0	1	1	0	Brandon Sutter	2	0	1	1	1	2		
Jonathan Toews	2	0	1	1	2	0	Beau Bennett	2	0	1	1	1	0		
Duncan Keith	2	0	1	1	0	0	Marcel Goc	1	0	1	1	1	0		
Brent Seabrook	2	0	1	1	-1	2	Andrew Ebbett	1	0	1	1	1	0		
Johnny Oduya	2	0	0	0	0	2	Mark Arcobello	1	0	1	1	1	0		
Ben Smith	2	0	0	0	0	0	Rob Scuderi	2	0	0	0	1	0		
Marcus Kruger	2	0	0	0	0	0	Craig Adams	2	0	0	0	1	0		
Andrew Shaw	2	0	0	0	-1	0	Derrick Pouliot	2	0	0	0	0	0		
Bryan Bickell	2	0	0	0	-1	0	Robert Bortuzzo	2	0	0	0	-1	2		
Brad Richards	2	0	0	0	-2	0	Paul Martin	2	0	0	0	-1	0		
Michal Rozsival	2	0	0	0	-2	0	Chris Kunitz	2	0	0	0	-2	0		
Patrick Sharp	2	0	0	0	-2	0	David Perron	2	0	0	0	-2	2		
Patrick Kane	2	0	0	0	-2	4	Sidney Crosby	2	0	0	0	-2	2		
Kris Versteeg	1	0	0	0	0	0	Scott Harrington	1	0	0	0	2	0		
Joakim Nordstrom	1	0	0	0	0	0	Simon Despres	1	0	0	0	1	0		
Ryan Hartman	1	0	0	0	0	0	Christian Ehrhoff	1	0	0	0	1	0		
Kyle Cumiskey	1	0	0	0	-1	0	Patric Hornqvist	1	0	0	0	0	0		
Teuvo Teravainen	1	0	0	0	-1	0	Maxim Lapierre	1	0	0	0	0	0		
							Evgeni Malkin	1	0	0	0	0	0		
							Blake Comeau	1	0	0	0	0	0		
							Kris Letang	1	0	0	0	-1	0		
GOALTENDER															
Corey Crawford	GP	MIN	GA	SA	SV	AVG	W-L-OTL	GOALTENDER	GP	MIN	GA	SA	SV	AVG	W-L-OTL
	2	129	3	72	69	1.39	2-0-0	Marc-Andre Fleury	2	129	3	58	55	1.39	0-0-2

2014-15 HIGHLIGHTS

Marian Hossa's goal and assist helped the Blackhawks get out to a 2-0 lead in Pittsburgh, but Chicago would need the shootout to come away with a 3-2 victory over the Penguins on Jan. 21. Corey Crawford stopped 33 of 35 shots during the game, plus two more in the shootout, while both Jonathan Toews and Patrick Kane converted their chances in the shootout.

The two teams traded goals in regulation—Niklas Hjalmarsson netting a rare one for the Blackhawks—before taking things to the shootout once more. Corey Crawford stopped 36 of 37 for Chicago, and then it was a shooting gallery for the home side as Toews, Kane and Patrick Sharp all buried their chances in the shootout, giving Chicago a 2-1 win on Feb. 15.



PETER DEBOER



JOE THORNTON



CLUB INFORMATION

Founded: 1991-92
 Home Arena: SAP Center at San Jose (17,562)
 Address: 525 W. Santa Clara St., San Jose, CA 95113
 Phone: 408-287-7070
 Fax: 408-999-5797
 Website: sharks.nhl.com
 Stanley Cups: none
 General Manager: Doug Wilson
 Head Coach: Peter DeBoer
 Assistant Coach: Bob Boughner
 Assistant Coach/Goaltending Coach: Johan Hedberg
 Vice President, Media Relations and Broadcasting: Scott Emmert
 Manager, Media Relations: Ben Guerrero
 Coordinator, Media Relations: Nicolas Carrillo
 2014-15 record: 40-33-9 (89 points), 5th Pacific
 2015 playoffs: DND

BROADCAST TEAMS

Television play-by-play: Randy Hahn
 Television color analyst: Jamie Baker
 Radio play-by-play: Dan Rusanowsky
 Radio color analyst: Bret Hedican

2015-16 MEETINGS

Wednesday, Nov. 25: at San Jose
 Sunday, Dec. 20: in Chicago
 Tuesday, Feb. 9: in Chicago

ALL-TIME FRANCHISE RECORDS

SEASON-BY-SEASON RECORD

	GP	W	L	T	OTL		GP	W	L	T	OTL
1991-92	3	2	1	0	-	2007-08	4	0	3	0	1
1992-93	3	2	0	1	-	2008-09	4	2	1	0	1
1993-94	5	2	3	0	-	2009-10	4	3	1	0	0
1994-95	4	2	2	0	-	2010-11	4	1	2	0	1
1995-96	4	3	1	0	-	2011-12	4	2	2	0	0
1996-97	4	2	2	0	-	2012-13	3	3	0	0	0
1997-98	4	2	2	0	-	2013-14	3	1	0	0	2
1998-99	4	1	2	1	-	2014-15	3	2	1	0	0
1999-2000	4	2	2	0	0	TOTALS	88	38	37	5	8
2000-01	4	0	2	0	2						
2001-02	4	2	1	1	0						
2002-03	4	2	1	1	0						
2003-04	4	1	2	1	0						
2004-05	-	-	-	-	-						
2005-06	4	1	2	0	1						
2006-07	4	0	4	0	0						

RECORD BY DECADE

DECADE	RECORD	PCT.
1990s	18-15-2-0	.514
2000s	11-17-3-5	.306
2010s	9-5-3	.529

HOME/AWAY SPLITS

LIFETIME	GP	W	L	T	OTL	GF	GA	PTS
Home	44	23	16	2	3	142	133	51
Road	44	15	21	3	5	216	126	38
TOTALS	88	38	37	5	8	358	259	89

THE LAST TIME THE BLACKHAWKS...

Last Win: March 14, 2015 (6-2 at San Jose)
 Last Home Win: Nov. 9, 2014 (5-2)
 Last Road Win: March 14, 2015 (6-2)
 Last Loss: Jan. 31, 2015 (2-0 at San Jose)
 Last Home Loss: Jan. 5, 2014 (3-2 SO)
 Last Road Loss: Jan. 31, 2015 (2-0)
 Last Tie: Oct. 23, 2003 (3-3 at San Jose)
 Last Shutout Win: March 6, 1999 (4-0 at San Jose)
 Last Shutout Loss: Jan. 31, 2015 (2-0 at San Jose)



KEN HITCHCOCK



DAVID BACKES



CLUB INFORMATION

Founded: 1967-68
 Home Arena: Scottrade Center (19,150)
 Address: 1401 Clark Ave., St. Louis, MO 63103
 Phone: 314-622-2500
 Fax: 314-622-2533
 Website: blues.nhl.com
 Stanley Cups: none
 President, Hockey Operations/General Manager: Doug Armstrong
 Head Coach: Ken Hitchcock
 Associate Coach: Brad Shaw
 Assistant Coaches: Ray Bennett, Kirk Muller
 Goaltending Coach: Jim Corsi
 Senior Director, Media Relations/Team Services: Rich Jankowski
 Assistant Director, Media Relations: Dan O'Neill
 2014-15 record: 51-24-7 (109 points), 1st Central Division
 2015 playoffs: Western Conference First Round (def. by Minnesota 4-2)

BROADCAST TEAMS

Television play-by-play: John Kelly
 Television color analyst: Bernie Federko, Darren Pang
 Radio play-by-play: Chris Kerber
 Radio color analyst: Kelly Chase

2015-16 MEETINGS

Wednesday, Nov. 4 in Chicago
 Saturday, Nov. 14 at St. Louis
 Sunday, Jan. 24 in Chicago
 Wednesday, March 9 at St. Louis
 Thursday, April 7 in Chicago

ALL-TIME FRANCHISE RECORDS

SEASON-BY-SEASON RECORD (SINCE 1975)

	GP	W	L	T	OTL		GP	W	L	T	OTL
1975-76	6	3	2	1	-	2001-02	5	3	1	1	0
1976-77	6	2	4	0	-	2002-03	5	2	1	2	0
1977-78	6	3	1	2	-	2003-04	6	3	2	0	1
1978-79	8	5	2	1	-	2004-05	- SEASON CANCELED -				
1979-80	4	1	2	1	-	2005-06	8	5	2	0	1
1980-81	4	1	2	1	-	2006-07	8	5	3	0	0
1981-82	7	2	4	1	-	2007-08	8	5	3	0	0
1982-83	8	6	2	0	-	2008-09	6	2	2	0	2
1983-84	8	4	3	1	-	2009-10	6	4	2	0	0
1984-85	8	3	4	1	-	2010-11	6	4	2	0	0
1985-86	8	5	3	0	-	2011-12	6	4	2	0	0
1986-87	8	1	3	4	-	2012-13	5	3	1	0	1
1987-88	8	3	4	1	-	2013-14	5	2	1	0	2
1988-89	8	1	6	1	-	2014-15	5	2	3	0	0
1989-90	8	2	5	1	-	TOTALS	296	142	112	35	7
1990-91	8	5	2	1	-						
1991-92	8	4	3	1	-						
1992-93	7	3	3	1	-						
1993-94	6	2	4	0	-						
1994-95	4	1	1	2	-						
1995-96	5	2	2	1	-						
1996-97	6	3	2	1	-						
1997-98	6	3	3	0	-						
1998-99	6	2	4	0	-						
1999-2000	6	3	2	1	0						
2000-01	5	1	4	0	0						

RECORD BY DECADE

DECADE	RECORD	PCT.
1960s	9-4-3	.563
1970s	32-17-10	.542
1980s	28-36-11	.373
1990s	28-26-8	.451
2000s	30-20-3-4	.526
2010s	15-9-3	.556

HOME/AWAY SPLITS

LIFETIME	GP	W	L	T	OTL	GF	GA	PTS
Home	149	87	41	18	3	537	416	195
Road	147	55	71	17	4	440	484	131
TOTALS	296	142	112	35	7	977	900	326

THE LAST TIME THE BLACKHAWKS...

Last Win: Feb. 8, 2015 (4-2 at St. Louis)
 Last Home Win: Dec. 3, 2014 (4-1)
 Last Road Win: Feb. 8, 2015 (4-2)
 Last Loss: April 9, 2015 (2-1 at St. Louis)
 Last Home Loss: April 5, 2015 (2-1)
 Last Road Loss: April 9, 2015 (2-1)
 Last Tie: April 4, 2003 (2-2 in Chicago)
 Last Shutout Win: March 19, 2014 (4-0 in Chicago)
 Last Shutout Loss: Nov. 8, 2011 (3-0 at St. Louis)

2014-15 REGULAR-SEASON SERIES RECAP

2014-15 Blackhawks record: 1-1-0 at United Center; 1-2-0 at St. Louis

DATE	TEAM	SCORING BY PERIOD					SHOTS BY PERIOD					PP	PIM	GWG	GOALIE (SAVES-SHOTS)	ATTN.
		1	2	3	OT	F	1	2	3	OT	TOT					
10/25	CHI	1	0	1	-	2	9	5	10	-	24	1-3 (33.3)	4-8		Raanta (28-31)	19,434
	STL	1	2	0	-	3	16	11	4	-	31	0-3 (0.0)	4-8	D. Jaskin	Elliott (22-24)	
12/03	STL	0	1	0	-	1	13	13	15	-	41	0-6 (0.0)	6-20		Allen (29-33)	21,514
	CHI	1	0	3	-	4	13	7	13	-	33	0-3 (0.0)	8-24	K. Versteeg	Raanta (40-41)	
02/08	CHI	1	1	2	-	4	9	7	12	-	28	1-2 (50.0)	2-7	M. Hossa	Crawford (25-27)	19,657
	STL	0	2	0	-	2	12	12	3	-	27	0-1 (0.0)	3-9		Elliott (24-27)	
04/05	STL	0	2	0	-	2	16	12	5	-	33	1-3 (33.3)	2-4	O. Jokinen	Allen (38-39)	22,017
	CHI	1	0	0	-	1	12	15	12	-	39	0-2 (0.0)	3-6		Crawford (31-33)	
04/09	CHI	0	0	1	-	1	8	7	7	-	22	0-2 (0.0)	5-12		Crawford (23-25)	19,751
	STL	0	1	1	-	2	7	11	7	-	25	1-5 (20.0)	3-6	P. Stastny	Allen (21-22)	
TOTALS		SCORING BY PERIOD					SHOTS BY PERIOD					PP	PIM		GOALIE (SAVES-SHOTS)	
	TEAM	1	2	3	OT	TOT	1	2	3	OT	TOT					
	STL	1	8	1	-	10	64	59	34	-	157	2-18 (11.1)	18-47		Allen (88-94), Elliott (46-51)	
	CHI	4	1	7	-	12	51	41	54	-	146	2-12 (6.7)	22-57		Crawford (79-85), Raanta (68-72)	

2014-15 REGULAR-SEASON STATISTICS

BLACKHAWKS	GP	G	A	PTS	+/-	PIM	BLUES	GP	G	A	PTS	+/-	PIM		
Kris Versteeg	4	3	2	5	5	4	Alex Pietrangelo	5	0	5	5	0	4		
Marian Hossa	5	2	2	4	0	0	Jaden Schwartz	5	1	3	4	0	0		
Patrick Kane	3	2	2	4	2	0	David Backes	5	2	1	3	0	16		
Brandon Saad	5	0	3	3	-5	0	Dmitri Jaskin	4	2	0	2	1	0		
Marcus Kruger	4	2	0	2	2	2	Paul Stastny	4	1	1	2	0	0		
Bryan Bickell	5	1	1	2	0	2	T.J. Oshie	5	0	2	2	2	0		
Patrick Sharp	4	1	1	2	0	0	Steve Ott	5	0	2	2	-1	9		
Brad Richards	4	0	2	2	3	2	Patrik Berglund	5	0	2	2	-2	0		
David Rundblad	3	0	2	2	4	4	Kevin Shattenkirk	4	0	2	2	-1	2		
Andrew Shaw	5	1	0	1	-1	4	Ryan Reaves	5	1	0	1	-2	2		
Duncan Keith	5	0	1	1	1	0	Vladimir Tarasenko	3	1	0	1	-1	2		
Michal Rozsival	5	0	1	1	0	4	Ian Cole	3	1	0	1	-3	2		
Jonathan Toews	5	0	1	1	-3	4	Olli Jokinen	1	1	0	1	1	0		
Teuvo Teravainen	3	0	1	1	1	0	Ty Rattie	3	0	1	1	1	0		
Daniel Carcillo	3	0	1	1	1	17	Maxim Lapierre	2	0	1	1	-1	0		
Brent Seabrook	5	0	0	0	1	2	Barret Jackman	5	0	0	0	-1	2		
Niklas Hjalmarsson	5	0	0	0	0	4	Jay Bouwmeester	4	0	0	0	2	6		
Johnny Oduya	5	0	0	0	-1	2	Jori Lehtera	4	0	0	0	-1	0		
Ben Smith	3	0	0	0	0	0	Marcel Goc	3	0	0	0	0	0		
Andrew Desjardins	2	0	0	0	0	0	Carl Gunnarsson	3	0	0	0	-2	0		
Joakim Nordstrom	2	0	0	0	0	0	Alexander Steen	3	0	0	0	-2	0		
Antoine Vermette	2	0	0	0	0	0	Chris Butler	2	0	0	0	1	0		
Kimmo Timonen	1	0	0	0	0	0	Chris Porter	2	0	0	0	0	0		
Kyle Baun	1	0	0	0	0	0	Zbynek Michalek	2	0	0	0	0	2		
Trevor van Riemsdyk	1	0	0	0	-1	2	Jordan Leopold	1	0	0	0	1	0		
							Joakim Lindstrom	1	0	0	0	0	0		
							Robert Bortuzzo	1	0	0	0	-1	0		
GOALTENDER							GOALTENDER								
Corey Crawford	GP	MIN	GA	SA	SV	AVG	W-L-OTL	Jake Allen	GP	MIN	GA	SA	SV	AVG	W-L-OTL
Antti Raanta	3	177	6	85	79	2.03	1-2-0	Brian Elliott	2	120	5	51	46	2.51	1-1-0

2014-15 HIGHLIGHTS

Patrick Kane tallied a pair of goals, and Kris Versteeg compiled three points (1G, 2A) to help the Blackhawks post a 4-1 win over the Blues at the United Center on Dec. 3. Antti Raanta made 40 saves to record the victory.

Marian Hossa's pair of goals—the game-winner and an empty-netter—were the difference for Chicago in a 4-2 win in St. Louis on Feb. 8. Bryan Bickell tallied a goal and added an assist in the tilt, while Brandon Saad collected two helpers.



JON COOPER



STEVEN STAMKOS



CLUB INFORMATION

Founded: 1992-93
 Home Arena: Amalie Arena (19,204)
 Address: 401 Channelside Drive, Tampa, FL 33602
 Phone: 813-301-6500
 Fax: 813-301-1480
 Website: lightning.nhl.com
 Stanley Cups: 2004
 Vice President/General Manager: Steve Yzerman
 Head Coach: Jon Cooper
 Associate Coach: Rick Bowness
 Assistant Coach: Steve Thomas
 Goaltending Coach: Frantz Jean
 Director, Public Relations: Brian Breseman
 Coordinator, Public Relations: Trevor van Knippenburg
 2014-15 record: 50-24-8 (108 points), 2nd Atlantic Division
 2015 playoffs: Stanley Cup Final (def. by Chicago 4-2)

BROADCAST TEAMS

Television play-by-play: Rick Peckham
 Television color analyst: TBD
 Radio play-by-play: David Mishkin
 Radio color analyst: Phil Esposito

2015-16 MEETINGS

Saturday, Oct. 24 in Chicago
 Thursday, Jan. 21 at Tampa Bay

ALL-TIME FRANCHISE RECORDS

SEASON-BY-SEASON RECORD

	GP	W	L	T	OTL
1992-93	7	4	1	2	-
1993-94	2	1	1	0	-
1994-95	-	DID NOT PLAY	-	-	-
1995-96	2	0	2	0	-
1996-97	2	0	1	1	-
1997-98	2	0	2	0	-
1998-99	2	1	0	1	-
1999-2000	2	2	0	0	0
2000-01	1	1	0	0	0
2001-02	2	1	0	1	0
2002-03	2	2	0	0	0
2003-04	1	0	1	0	0
2004-05	-	SEASON CANCELED	-	-	-
2005-06	1	0	0	0	1
2006-07	-	DID NOT PLAY	-	-	-
2007-08	1	1	0	0	0

	GP	W	L	T	OTL
2008-09	1	1	0	0	0
2009-10	1	1	0	0	0
2010-11	2	0	1	0	1
2011-12	1	0	0	0	1
2012-13	-	DID NOT PLAY	-	-	-
2013-14	2	0	0	0	2
2014-15	2	1	1	0	0
TOTALS	36	16	10	5	5

RECORD BY DECADE

DECADE	RECORD	PCT.
1990s	8-7-4	.421
2000s	7-1-1	.700
2010s	1-2-4	.143

HOME/AWAY SPLITS

LIFETIME	GP	W	L	T	OTL	GF	GA	PTS
Home	19	11	5	2	1	58	42	25
Road	17	5	5	3	4	47	50	17
TOTALS	36	16	10	5	5	105	92	42

THE LAST TIME THE BLACKHAWKS...

Last Win: Nov. 11, 2014 (3-2 SO in Chicago)
 Last Home Win: Nov. 11, 2014 (3-2 SO)
 Last Road Win: Feb. 17, 2009 (5-3)
 Last Loss: Feb. 27, 2015 (4-0 at Tampa Bay)
 Last Home Loss: Oct. 5, 2013 (3-2 SO)
 Last Road Loss: Feb. 27, 2015 (4-0)
 Last Tie: Jan. 18, 2002 (2-2 at Tampa Bay)
 Last Shutout Win: Dec. 13, 2009 (4-0 in Chicago)
 Last Shutout Loss: Feb. 27, 2015 (4-0 at Tampa Bay)

2014-15 REGULAR-SEASON SERIES RECAP

2014-15 Blackhawks record: 1-0-0 at United Center; 0-1-0 at Tampa Bay

DATE	TEAM	SCORING BY PERIOD					SHOTS BY PERIOD					PP	PIM	GWG	GOALIE (SAVES-SHOTS)	ATTN.
		1	2	3	OT	F	1	2	3	OT	TOT					
11/11	TBL	1	0	1	0	2	6	7	11	3	27	0-3 (0.0)	8-16	P. Kane (50)	Bishop (37-39)	21,345
	CHI	0	1	1	0	3	19	12	7	1	39	0-6 (0.0)	5-10		Crawford (25-27)	
	02/27	CHI	0	0	0	-	0	10	11	7	-	28	0-3 (0.0)		6-12	
	TBL	0	2	2	-	4	7	11	11	-	29	2-6 (33.3)	3-6	B. Boyle	Bishop (28-28)	19,204
TOTALS																
TEAM	SCORING BY PERIOD					TOT	SHOTS BY PERIOD					PP	PIM	GOALIE (SAVES-SHOTS)		
	1	2	3	OT	TOT		1	2	3	OT	TOT					
	TBL	1	2	3	0		6	13	18	22	3					56
CHI	0	1	1	0	2	29	23	14	1	67	0-9 (0.0)	11-22	Crawford (25-27), Darling (25-29)			

2014-15 REGULAR-SEASON STATISTICS

BLACKHAWKS	GP	G	A	PTS	+/-	PIM	LIGHTNING	GP	G	A	PTS	+/-	PIM		
Brad Richards	2	1	0	1	0	0	Steven Stamkos	2	2	1	3	1	0		
Marcus Kruger	2	1	0	1	0	0	Jonathan Drouin	2	0	2	2	2	2		
Marian Hossa	2	0	1	1	1	0	Jason Garrison	2	0	2	2	1	0		
Brandon Saad	2	0	1	1	1	0	Nikita Kucherov	2	1	0	1	1	0		
Kris Versteeg	2	0	1	1	0	4	Brian Boyle	2	1	0	1	1	0		
Niklas Hjalmarsson	2	0	1	1	0	2	Cedric Paquette	2	1	0	1	1	2		
Ben Smith	2	0	0	0	0	2	Ryan Callahan	2	1	0	1	-1	0		
Andrew Shaw	2	0	0	0	-1	0	Ondrej Palat	2	0	1	1	0	2		
Bryan Bickell	2	0	0	0	-1	0	Tyler Johnson	2	0	1	1	-1	0		
Duncan Keith	2	0	0	0	-1	6	Valtteri Filppula	2	0	1	1	-1	2		
Jonathan Toews	2	0	0	0	-2	0	Nikita Nesterov	1	0	1	1	2	0		
Brent Seabrook	2	0	0	0	-3	2	Victor Hedman	1	0	1	1	0	0		
Michal Rozsival	1	0	0	0	1	0	Eric Brewer	1	0	1	1	0	4		
Trevor van Riemsdyk	1	0	0	0	0	0	J.T. Brown	2	0	0	0	1	4		
Peter Regin	1	0	0	0	0	0	Andrei Sustr	2	0	0	0	1	2		
Joakim Nordstrom	1	0	0	0	0	0	Anton Stralman	2	0	0	0	0	2		
Johnny Oduya	1	0	0	0	0	0	Alex Killorn	1	0	0	0	1	0		
Patrick Sharp	1	0	0	0	0	0	Matt Carle	1	0	0	0	1	0		
Kyle Cumiskey	1	0	0	0	0	0	Brenden Morrow	1	0	0	0	0	0		
Jeremy Morin	1	0	0	0	0	4	Mark Barberio	1	0	0	0	0	0		
Teuvo Teravainen	1	0	0	0	-1	2	Brett Connolly	1	0	0	0	0	0		
Tim Erikson	1	0	0	0	-1	0	Vladislav Namestnikov	1	0	0	0	0	0		
David Rundblad	1	0	0	0	-1	0	Radko Gudas	1	0	0	0	-1	0		
Patrick Kane	1	0	0	0	-2	0									
GOALTENDER	GP	MIN	GA	SA	SV	AVG	W-L-OTL	GOALTENDER	GP	MIN	GA	SA	SV	AVG	W-L-OTL
Corey Crawford	1	65	2	27	25	1.85	1-0-0	Ben Bishop	2	125	2	67	65	0.96	1-0-1
Scott Darling	1	60	4	29	25	4.00	0-1-0								

2014-15 HIGHLIGHTS

The Blackhawks celebrated Jonathan Toews' 500th NHL game with a 3-2 shootout victory over the Lightning on Nov. 11, outshooting the visitors 39-27. Brad Richards and Marcus Kruger tallied in regulation, and Patrick Kane netted the shootout winner.



MIKE BABCOCK



DION PHANEUF



CLUB INFORMATION

Founded: 1917-18
 Home Arena: Air Canada Centre (18,800)
 Address: 50 Bay St., Suite 500, Toronto, ON M5J 1L2
 Phone: 416-815-5700
 Fax: 416-559-9331
 Website: mapleafs.nhl.com
 Stanley Cups: 1918, '22, '32, '42, '45, '47, '48, '49, '51, '62, '63, '64, '67
 General Manager: Lou Lamoriello
 Head Coach: Mike Babcock
 Assistant Coaches: Andrew Brewer, Jim Hillier, D.J. Smith
 Goaltending Coach: Steve Briere
 Director, Media Relations: Steve Keogh
 Senior Manager, Media Relations: Scott McNaughton
 Coordinator, Media Relations: Ian Meagher
 2014-15 record: 30-44-8 (68 points), 7th Atlantic
 2015 playoffs: DND

BROADCAST TEAMS

Television play-by-play: Bob Cole, Jim Hughson, Dave Randorf, Paul Romanuk
 Television color analyst: Craig Simpson, Greg Millen
 Radio play-by-play: Joe Bowen
 Radio color analyst: Jim Ralph

2015-16 MEETINGS

Friday, Jan. 15 at Toronto
 Monday, Feb. 15 in Chicago

ALL-TIME FRANCHISE RECORDS

SEASON-BY-SEASON RECORD (SINCE 1975)

	GP	W	L	T	OTL		GP	W	L	T	OTL
1975-76	4	2	1	1	-	2004-05	-	SEASON CANCELED	-		
1976-77	4	2	1	1	-	2005-06	-	DID NOT PLAY	-		
1977-78	4	1	2	1	-	2006-07	1	1	0	0	0
1978-79	4	2	1	1	-	2007-08	1	1	0	0	0
1979-80	4	4	0	0	-	2008-09	1	1	0	0	0
1980-81	4	1	2	1	-	2009-10	1	1	0	0	0
1981-82	7	3	4	0	-	2010-11	1	1	0	0	0
1982-83	8	6	1	1	-	2011-12	1	1	0	0	0
1983-84	8	5	2	1	-	2012-13	-	DID NOT PLAY	-		
1984-85	8	6	1	1	-	2013-14	2	1	1	0	0
1985-86	8	2	6	0	-	2014-15	2	1	1	0	0
1986-87	8	4	4	0	-	TOTALS	643	261	286	96	0
1987-88	8	5	3	0	-						
1988-89	8	3	3	2	-						
1989-90	8	5	3	0	-						
1990-91	8	6	1	1	-						
1991-92	8	6	1	1	-	RECORD BY DECADE	DECADE	RECORD	PCT.		
1992-93	7	5	1	1	-	1920s	3-11-2	.388			
1993-94	6	3	3	0	-	1930s	20-28-14	.323			
1994-95	5	1	2	2	-	1940s	37-57-12	.349			
1995-96	6	3	1	2	-	1950s	48-68-24	.343			
1996-97	5	2	3	0	-	1960s	49-56-19	.395			
1997-98	6	1	4	1	-	1970s	24-12-10	.522			
1998-99	3	1	2	0	-	1980s	40-29-6	.533			
1999-2000	3	2	1	0	0	1990s	30-19-8	.526			
2000-01	3	1	1	1	0	2000s	6-4-1-0	.545			
2001-02	2	0	2	0	0	2010s	4-2-0	.667			
2002-03	1	0	1	0	0						
2003-04	1	1	0	0	0						

HOME/AWAY SPLITS

LIFETIME	GP	W	L	T	OTL	GF	GA	PTS
Home	323	161	120	42	0	986	839	364
Road	320	100	166	54	0	842	1,090	254
TOTALS	643	261	286	96	0	1,828	1,929	618

THE LAST TIME THE BLACKHAWKS...

Last Win: Dec. 21, 2014 (4-0 in Chicago)
 Last Home Win: Dec. 21, 2014 (4-0)
 Last Road Win: March 5, 2011 (5-3)
 Last Loss: Nov. 1, 2014 (3-2 at Toronto)
 Last Home Loss: Feb. 12, 2003 (3-1)
 Last Road Loss: Nov. 1, 2014 (3-2)
 Last Tie: Nov. 11, 2000 (3-3 at Toronto)
 Last Shutout Win: Dec. 21, 2014 (4-0 in Chicago)
 Last Shutout Loss: April 6, 2001 (1-0 in Chicago)

2014-15 REGULAR-SEASON SERIES RECAP

2014-15 Blackhawks record: 1-0-0 at United Center; 0-1-0 at Toronto

DATE	TEAM	SCORING BY PERIOD					SHOTS BY PERIOD					PP	PIM	GWG	GOALIE (SAVES-SHOTS)	ATTN.
		1	2	3	OT	F	1	2	3	OT	TOT					
11/01	CHI	1	1	0	-	2	10	11	26	-	47	2-4 (50.0)	3-6	P. Holland	Crawford (24-27)	19,138
	TOR	1	1	1	-	3	10	10	7	-	27	0-3 (0.0)	4-8		Reimer (45-47)	
12/21	TOR	0	0	0	-	0	7	9	15	-	31	0-2 (0.0)	2-4	D. Rundblad	Reimer (30-34)	22,131
	CHI	2	0	2	-	4	12	15	7	-	34	1-2 (50.0)	2-4		Raanta (31-31)	
TOTALS		SCORING BY PERIOD					SHOTS BY PERIOD									
	TEAM	1	2	3	OT	TOT	1	2	3	OT	TOT	PP	PIM		GOALIE (SAVES-SHOTS)	
	TOR	1	1	1	-	3	17	19	22	-	58	0-5 (0.0)	6-12		Reimer (75-81)	
	CHI	3	1	2	-	6	22	26	33	-	81	3-6 (50.0)	5-10		Crawford (24-27), Raanta (31-31)	

2014-15 REGULAR-SEASON STATISTICS

BLACKHAWKS	GP	G	A	PTS	+/-	PIM	MAPLE LEAFS	GP	G	A	PTS	+/-	PIM		
Patrick Kane	2	1	3	4	0	0	Peter Holland	2	1	0	1	1	0		
Brent Seabrook	2	1	3	4	0	4	James van Riemsdyk	2	1	0	1	0	0		
Patrick Sharp	2	0	3	3	0	0	Nazem Kadri	2	1	0	1	0	0		
Kris Versteeg	2	1	0	1	1	2	Phil Kessel	2	0	1	1	2	0		
Jonathan Toews	2	1	0	1	0	0	Daniel Winnik	2	0	1	1	0	0		
David Rundblad	1	1	0	1	1	0	Leo Komarov	1	0	1	1	1	0		
Brad Richards	1	1	0	1	-1	0	Morgan Rielly	2	0	0	0	0	0		
Duncan Keith	2	0	1	1	1	0	Richard Panik	2	0	0	0	0	0		
Brandon Saad	2	0	1	1	1	0	Jake Gardiner	2	0	0	0	0	0		
Bryan Bickell	2	0	0	0	0	2	Cody Franson	2	0	0	0	0	0		
Michal Rozsival	2	0	0	0	0	0	Dion Phaneuf	2	0	0	0	0	0		
Niklas Hjalmarsson	2	0	0	0	0	0	Roman Polak	2	0	0	0	0	2		
Marian Hossa	2	0	0	0	0	0	Tyler Bozak	2	0	0	0	-1	2		
Ben Smith	2	0	0	0	0	0	Mike Santorelli	2	0	0	0	-2	0		
Marcus Kruger	2	0	0	0	0	0	Sam Carrick	1	0	0	0	0	2		
Andrew Shaw	2	0	0	0	-1	0	David Clarkson	2	0	0	0	0	4		
Johnny Oduya	2	0	0	0	-2	2	Stephane Robidas	1	0	0	0	1	2		
Trevor van Riemsdyk	1	0	0	0	0	0	Carter Ashton	1	0	0	0	0	0		
Jeremy Morin	1	0	0	0	0	0	Trevor Smith	1	0	0	0	0	0		
Joakim Nordstrom	1	0	0	0	0	0	David Booth	1	0	0	0	0	0		
Daniel Carcillo	1	0	0	0	0	0	Joffrey Lupul	1	0	0	0	-1	0		
							Korbinian Holzer	1	0	0	0	-1	0		
GOALTENDER	GP	MIN	GA	SA	SV	AVG	W-L-OTL	GOALTENDER	GP	MIN	GA	SA	SV	AVG	W-L-OTL
Corey Crawford	1	59	3	27	24	3.08	0-1-0	James Reimer	2	120	6	81	75	3.00	1-1-0
Antti Raanta	1	60	0	31	31	0.00	1-0-0								

2014-15 HIGHLIGHTS

Antti Raanta made 31 saves in a 4-0 win against Toronto on Dec. 21 at the United Center, backstopping the Blackhawks to their first shutout victory over the Maple Leafs since 2000. Patrick Sharp contributed three assists in the contest, while Patrick Kane tallied a goal and added two helpers.



WILLIE DESJARDINS



HENRIK SEDIN



CLUB INFORMATION

Founded: 1970-71
 Home Arena: Rogers Arena (18,870)
 Address: 800 Griffiths Way, Vancouver, BC V6B 6G1
 Phone: 604-899-4600
 Fax: 604-899-4640
 Website: canucks.nhl.com
 Stanley Cups: none
 General Manager: Jim Benning
 Head Coach: Willie Desjardins
 Assistant Coaches: Glen Gulutzan, Doug Lidster, Perry Pearn
 Assistant Coach, Video: Ben Cooper
 Goaltending Coach: Roland Melanson
 Vice President, Communications/Community Partnerships: Chris Brumwell
 Director, Media Relations/Team Operations: Ben Brown
 Manager, Media Relations/Publications: Stephanie Maniago
 Coordinator, Media Relations: Alfred De Vera
 2014-15 record: 48-29-5 (101 points), 2nd Pacific Division
 2015 playoffs: Western Conference First Round (def. by Calgary 4-2)

BROADCAST TEAMS

Television play-by-play: John Shorthouse
 Television color analyst: John Garrett
 Radio play-by-play: Jon Abbott, John Shorthouse
 Radio color analyst: Dave Tomlinson

2015-16 MEETINGS

Saturday, Nov. 21 at Vancouver
 Sunday, Dec. 13 in Chicago
 Sunday, March 27 at Vancouver

ALL-TIME FRANCHISE RECORDS

SEASON-BY-SEASON RECORD (SINCE 1975)

	GP	W	L	T	OTL		GP	W	L	T	OTL
1975-76	6	4	1	1	-	2001-02	4	2	1	1	0
1976-77	6	1	4	1	-	2002-03	4	1	3	0	0
1977-78	6	2	3	1	-	2003-04	4	1	1	0	2
1978-79	8	1	3	4	-	2004-05	- SEASON CANCELED -				
1979-80	4	1	1	2	-	2005-06	4	0	3	0	1
1980-81	4	2	2	0	-	2006-07	4	1	2	0	1
1981-82	3	1	2	0	-	2007-08	4	1	2	0	1
1982-83	3	0	1	2	-	2008-09	4	2	2	0	0
1983-84	3	2	1	0	-	2009-10	4	2	2	0	0
1984-85	3	2	1	0	-	2010-11	4	2	2	0	0
1985-86	3	3	0	0	-	2011-12	4	2	1	0	1
1986-87	3	1	1	1	-	2012-13	3	1	1	0	1
1987-88	3	2	1	0	-	2013-14	3	2	0	0	1
1988-89	3	1	2	0	-	2014-15	3	1	1	0	1
1989-90	3	2	1	0	-	TOTALS	180	83	66	22	9
1990-91	3	2	1	0	-						
1991-92	3	1	2	0	-						
1992-93	4	2	1	1	-						
1993-94	4	1	3	0	-						
1994-95	4	4	0	0	-						
1995-96	4	2	1	1	-						
1996-97	4	0	2	2	-						
1997-98	4	4	0	0	-						
1998-99	4	2	1	1	-						
1999-2000	4	2	2	0	0						
2000-01	4	3	1	0	0						

RECORD BY DECADE

DECADE	RECORD	PCT.
1970s	26-19-13	.448
1980s	16-12-3	.516
1990s	20-13-5	.526
2000s	13-17-1-5	.361
2010s	8-5-4	.471

HOME/AWAY SPLITS

LIFETIME	GP	W	L	T	OTL	GF	GA	PTS
Home	89	54	23	7	5	309	216	120
Road	91	29	43	15	4	254	267	77
TOTALS	180	83	66	22	9	565	483	197

THE LAST TIME THE BLACKHAWKS...

Last Win: April 2, 2015 (3-1 in Chicago)
 Last Home Win: April 2, 2015 (3-1)
 Last Road Win: Jan. 29, 2014 (5-2)
 Last Loss: Feb. 11, 2015 (5-4 SO in Chicago)
 Last Home Loss: Feb. 11, 2015 (5-4 SO)
 Last Road Loss: April 22, 2013 (3-1)
 Last Tie: Nov. 28, 2001 (3-3 in Chicago)
 Last Shutout Win: Nov. 22, 2009 (1-0 at Vancouver)
 Last Shutout Loss: Dec. 3, 2010 (3-0 in Chicago)

2014-15 REGULAR-SEASON SERIES RECAP

2014-15 Blackhawks record: 1-0-1 at United Center; 0-1-0 at Vancouver

DATE	TEAM	SCORING BY PERIOD					SHOTS BY PERIOD					PP	PIM	GWG	GOALIE (SAVES-SHOTS)	ATTN.
		1	2	3	OT	F	1	2	3	OT	TOT					
11/23	CHI	0	1	0	-	1	1	6	8	-	25	1-4 (25.0)	2-4	J. Hansen	Crawford (26-29)	18,663
	VAN	1	0	3	-	4	13	10	7	-	30	0-2 (0.0)	4-8		Miller (24-25)	
02/11	VAN	0	3	1	1	5	12	16	7	1	36	0-1 (0.0)	4-8	D. Sedin (OT)	Lack (37-41)	21,346
	CHI	0	1	3	0	4	7	15	19	0	41	2-4 (50.0)	1-2		Crawford (31-36)	
04/02	VAN	1	0	0	-	1	11	10	15	-	36	0-3 (0.0)	4-8	J. Toews	Lack (35-38)	21,901
	CHI	1	0	2	-	3	13	11	14	-	38	0-3 (0.0)	2-6		Crawford (35-36)	
TOTALS		SCORING BY PERIOD					SHOTS BY PERIOD					PP	PIM	GOALIE (SAVES-SHOTS)		
	TEAM	1	2	3	OT	TOT	1	2	3	OT	TOT					
	VAN	2	3	4	1	10	36	36	29	1	102	0-6 (0.0)	12-24	Lack (72-79), Miller (24-25)		
	CHI	1	2	5	0	8	31	32	41	0	104	3-11 (27.3)	5-12	Crawford (92-101)		

2014-15 REGULAR-SEASON STATISTICS

BLACKHAWKS	GP	G	A	PTS	+/-	PIM	CANUCKS	GP	G	A	PTS	+/-	PIM		
Marian Hossa	3	2	1	3	-2	0	Bo Horvat	3	1	3	4	-2	2		
Patrick Kane	2	1	2	3	-2	0	Jannik Hansen	3	3	0	3	0	0		
Marcus Kruger	3	1	1	2	2	0	Derek Dorsett	3	1	2	3	3	2		
Brandon Saad	3	1	1	2	-2	0	Henrik Sedin	3	0	3	3	3	2		
Jonathan Toews	3	1	1	2	-2	0	Chris Higgins	3	0	3	3	3	0		
Duncan Keith	3	0	2	2	-4	0	Daniel Sedin	3	2	0	2	2	2		
Kris Versteeg	3	1	0	1	-3	2	Radim Vrbata	3	1	1	2	2	2		
Teuvo Teravainen	1	1	0	1	2	0	Chris Tanev	3	0	2	2	5	0		
Johnny Oduya	3	0	1	1	0	0	Luca Sbisa	3	0	2	2	1	0		
Brent Seabrook	3	0	1	1	-3	0	Linden Vey	3	1	0	1	2	0		
Michal Rozsival	3	0	1	1	-3	0	Zack Kassian	2	1	0	1	1	0		
Andrew Desjardins	1	0	1	1	2	0	Alex Burrows	2	0	1	1	0	2		
Niklas Hjalmarsson	3	0	0	0	0	2	Ronalds Kenins	2	0	1	1	-2	0		
Bryan Bickell	3	0	0	0	-2	0	Alexander Edler	3	0	0	0	5	4		
Brad Richards	3	0	0	0	-4	0	Shawn Matthias	3	0	0	0	2	0		
Daniel Carcillo	2	0	0	0	0	0	Ryan Stanton	2	0	0	0	1	0		
Andrew Shaw	2	0	0	0	0	0	Nick Bonino	2	0	0	0	0	0		
Ben Smith	2	0	0	0	0	0	Kevin Bieksa	2	0	0	0	0	0		
Patrick Sharp	2	0	0	0	-2	0	Yannick Weber	2	0	0	0	-1	0		
Kimmo Timonen	1	0	0	0	1	0	Dan Hamhuis	2	0	0	0	-1	0		
Joakim Nordstrom	1	0	0	0	0	0	Brad Richardson	1	0	0	0	0	4		
David Rundblad	1	0	0	0	0	0	Adam Clendening	1	0	0	0	0	0		
Phillip Danault	1	0	0	0	0	0									
Adam Clendenning	1	0	0	0	-1	2									
Antoine Vermette	1	0	0	0	-1	4									
GOALTENDER	GP	MIN	GA	SA	SV	AVG	W-L-OTL	GOALTENDER	GP	MIN	GA	SA	SV	AVG	W-L-OTL
Corey Crawford	3	178	9	101	92	3.03	1-1-1	Eddie Lack	2	119	7	79	72	3.52	1-1-0
								Ryan Miller	1	60	1	25	24	1.00	1-0-0

2014-15 HIGHLIGHTS

Marian Hossa tallied twice as part of a three-goal third period to force overtime, but the Blackhawks eventually fell 5-4 in a shootout to the Canucks on Feb. 11. Patrick Kane scored one and added a pair of helpers to become the first player in the NHL to reach 60 points during the season.

The Blackhawks clinched a playoff spot for the seventh consecutive season after defeating the visiting Canucks 3-1 on April 2. Marcus Kruger led the way with a goal and an assist, while Teuvo Teravainen also netted a goal.



BARRY TROTZ



ALEX OVECHKIN



CLUB INFORMATION

Founded: 1974-75
 Home Arena: Verizon Center (18,506)
 Address: 627 N. Glebe Road, Suite 850, Arlington, VA 22203
 Phone: 202-266-2200
 Fax: 202-266-2360
 Website: capitals.nhl.com
 Stanley Cups: none
 Senior Vice President/General Manager: Brian MacLellan
 Head Coach: Barry Trotz
 Assistant Coaches: Blaine Forsythe, Lane Lambert, Todd Reiden
 Head Goaltending Coach: Mitch Korn
 Senior Director, Communications: Sergey Kocharov
 Manager, Media Relations: Pace Sagester
 Coordinator, Communications: Megan Eichenberg
 2014-15 record: 45-26-11 (101 points), 2nd Metropolitan Division
 2015 playoffs: Eastern Conference Second Round (def. by New York Rangers 4-3)

BROADCAST TEAMS

Television play-by-play: Joe Beninati
 Television color analyst: Craig Laughlin
 Radio play-by-play: John Walton
 Radio color analyst: Ken Sabourin

2015-16 MEETINGS

Thursday, Oct. 15 at Washington
 Sunday, Feb. 28 in Chicago

ALL-TIME FRANCHISE RECORDS

SEASON-BY-SEASON RECORD (SINCE 1975)

	GP	W	L	T	OTL		GP	W	L	T	OTL
1975-76	4	2	2	0	-	2001-02	1	0	1	0	0
1976-77	4	2	1	1	-	2002-03	1	0	0	1	0
1977-78	4	3	0	1	-	2003-04	2	1	1	0	0
1978-79	4	2	1	1	-	2004-05	-	SEASON CANCELED	-	-	-
1979-80	4	2	2	0	-	2005-06	1	1	0	0	0
1980-81	4	1	1	2	-	2006-07	-	DID NOT PLAY	-	-	-
1981-82	3	2	1	0	-	2007-08	1	1	0	0	0
1982-83	3	0	2	1	-	2008-09	1	0	1	0	0
1983-84	3	1	1	1	-	2009-10	1	0	0	0	1
1984-85	3	0	3	0	-	2010-11	1	0	0	0	1
1985-86	3	1	2	0	-	2011-12	1	1	0	0	0
1986-87	3	1	1	1	-	2012-13	-	DID NOT PLAY	-	-	-
1987-88	3	1	2	0	-	2013-14	2	1	1	0	0
1988-89	3	1	2	0	-	2014-15	2	0	2	0	0
1989-90	3	2	1	0	-	TOTALS	91	41	37	11	2
1990-91	3	3	0	0	-						
1991-92	2	2	0	0	-						
1992-93	3	1	1	1	-						
1993-94	2	0	2	0	-						
1994-95	-	DID NOT PLAY	-	-	-						
1995-96	2	1	1	0	-						
1996-97	2	2	0	0	-						
1997-98	2	0	2	0	-						
1998-99	2	1	1	0	-						
1999-2000	2	0	1	1	0						
2000-01	2	2	0	0	0						

RECORD BY DECADE

DECADE	RECORD	PCT.
1970s	14-7-3	.583
1980s	10-16-5	.323
1990s	10-8-2	.500
2000s	5-3-1-1	.500
2010s	2-3-1	.333

HOME/AWAY SPLITS

LIFETIME	GP	W	L	T	OTL	GF	GA	PTS
Home	45	25	13	6	1	172	133	57
Road	46	16	24	5	1	138	163	38
TOTALS	91	41	37	11	2	310	296	95

THE LAST TIME THE BLACKHAWKS...

Last Win: Oct. 1, 2015 (6-4 in Chicago)
 Last Home Win: Oct. 1, 2013 (6-4)
 Last Road Win: Jan. 10, 2006 (4-3 OT)
 Last Loss: Jan. 1, 2015 (3-2 at Washington)
 Last Home Loss: Nov. 7, 2014 (3-2)
 Last Road Loss: Jan. 1, 2015 (3-2)
 Last Tie: Nov. 15, 2002 (2-2 in Chicago)
 Last Shutout Win: March 19, 2008 (5-0 in Chicago)
 Last Shutout Loss: April 11, 2014 (4-0 at Washington)

2014-15 REGULAR-SEASON SERIES RECAP

2014-15 Blackhawks record: 0-1-0 at United Center; 0-1-0 at Washington

DATE	TEAM	SCORING BY PERIOD				SHOTS BY PERIOD				PP	PIM	GWG	GOALIE (SAVES-SHOTS)	ATTN.
		1	2	3	OT	F	1	2	3	OT	TOT			
11/07	WSH	0	3	0	-	3	8	12	4	-	24	0-1 (0.0)	3-6	J. Ward
	CHI	1	1	0	-	2	15	12	13	-	40	1-3 (33.3)	1-2	
01/01	CHI	1	1	0	-	2	13	13	9	-	35	1-6 (16.7)	5-10	
	WSH	2	0	1	-	3	15	7	13	-	35	1-4 (25.0)	7-14	T. Brouwer
TOTALS	TEAM	1	2	3	OT	F	1	2	3	OT	TOT	PP	PIM	GOALIE (SAVES-SHOTS)
	WSH	2	3	1	-	6	23	19	17	-	59	1-5 (20.0)	10-20	Holtby (71-75)
	CHI	2	2	0	-	4	28	25	22	-	75	2-9 (22.2)	6-12	Crawford (53-59)

2014-15 REGULAR-SEASON STATISTICS

BLACKHAWKS	GP	G	A	PTS	+/-	PIM	CAPITALS	GP	G	A	PTS	+/-	PIM		
Brandon Saad	2	2	0	2	0	2	Andre Burakovsky	1	1	1	2	2	0		
Duncan Keith	2	1	1	2	-2	0	Alex Ovechkin	2	1	1	2	1	2		
Jonathan Toews	2	0	2	2	1	2	Marcus Johansson	2	1	1	2	1	0		
Marian Hossa	2	0	2	2	0	2	Matt Niskanen	2	0	2	2	2	2		
Patrick Sharp	1	1	0	1	0	0	Mike Green	2	0	2	2	1	0		
Brad Richards	2	0	1	1	0	0	Troy Brouwer	2	1	0	1	1	4		
Andrew Shaw	2	0	1	1	-1	2	Joel Ward	2	1	0	1	0	0		
Patrick Kane	2	0	1	1	-1	0	Eric Fehr	1	1	0	1	0	0		
Niklas Hjalmarsson	2	0	0	0	-1	0	Karl Alzner	2	0	1	1	2	0		
Bryan Bickell	2	0	0	0	-1	2	Jack Hillen	1	0	1	1	1	0		
Johnny Oduya	2	0	0	0	-1	0	Jason Chimera	2	0	0	0	1	2		
Ben Smith	2	0	0	0	-1	0	Brooks Orpik	2	0	0	0	-1	0		
Brent Seabrook	2	0	0	0	-2	0	Brooks Laich	2	0	0	0	0	2		
Kris Versteeg	2	0	0	0	-2	0	Nicklas Backstrom	2	0	0	0	1	2		
Marcus Kruger	2	0	0	0	-2	0	John Carlson	2	0	0	0	0	2		
David Rundblad	2	0	0	0	0	0	Michael Latta	2	0	0	0	0	0		
Michal Rozsival	1	0	0	0	0	0	Jay Beagle	2	0	0	0	1	0		
Trevor van Riemsdyk	1	0	0	0	0	0	Tom Wilson	2	0	0	0	0	4		
Peter Regin	1	0	0	0	0	0	Evgeny Kuznetsov	1	0	0	0	0	0		
Jeremy Morin	1	0	0	0	0	0	Nate Schmidt	1	0	0	0	1	0		
Daniel Carcillo	1	0	0	0	-1	2	Liam O'Brien	1	0	0	0	0	0		
GOALTENDER	GP	MIN	GA	SA	SV	AVG	W-L-OTL	GOALTENDER	GP	MIN	GA	SA	SV	AVG	W-L-OTL
Corey Crawford	2	118	6	59	53	3.05	0-2-0	Braden Holtby	2	120	4	75	71	2.00	2-0-0

2014-15 HIGHLIGHTS

In the 2015 Winter Classic at Nationals Park in Washington, D.C., the Blackhawks battled back from a 2-0 deficit through goals by Patrick Sharp and Brandon Saad, before falling 3-2 in the final minute of regulation. Jonathan Toews picked up an assist, giving him five points in three outdoor games, the most by any NHL player.



PAUL MAURICE



ANDREW LADD



CLUB INFORMATION

Founded: 1999-2000 (Atlanta), 2011-12 (Winnipeg)
 Home Arena: MTS Centre (15,004)
 Address: 345 Graham Ave., Winnipeg, MB R3C 5S6
 Phone: 204-987-7825
 Fax: 204-926-5555
 Website: jets.nhl.com
 Stanley Cups: none
 Executive VP/General Manager: Kevin Cheveldayoff
 Head Coach: Paul Maurice
 Assistant Coaches: Charlie Huddy, Pascal Vincent
 Goaltending Coach: Wade Flaherty
 Senior Director, Corporate Communications: Scott Brown
 Coordinator, Communications: Keegan Goodrich
 2014-15 record: 43-26-13 (99 points), 5th Central Division
 2015 playoffs: Western Conference First Round (def. by Anaheim 4-0)

BROADCAST TEAMS

Television play-by-play: Dennis Beyak
 Television color analyst: Brian Engblom, Shane Hnidy
 Radio play-by-play: Paul Edmonds
 Radio color analyst: Brian Munz

2015-16 MEETINGS

Thursday, Oct. 29 at Winnipeg
 Sunday, Dec. 6 in Chicago
 Friday, Dec. 11 in Chicago
 Friday, March 18 at Winnipeg
 Friday, April 1 at Winnipeg

ALL-TIME FRANCHISE RECORDS INCLUDES TOTALS FROM ATLANTA THRASHERS (1999-2011)

SEASON-BY-SEASON RECORD

	GP	W	L	T	OTL
1999-2000	1	1	0	0	0
2000-01	2	1	1	0	0
2001-02	1	1	0	0	0
2002-03	1	1	0	0	0
2003-04	1	0	1	0	0
2004-05	- SEASON CANCELED -				
2005-06	1	1	0	0	0
2006-07	- DID NOT PLAY -				
2007-08	1	0	1	0	0
2008-09	1	1	0	0	0
2009-10	1	1	0	0	0
2010-11	1	1	0	0	0

RECORD BY DECADE

DECADE	RECORD	PCT.
1990s	1-0-0	1.000
2000s	6-3-0	.677
2010s	7-4-0	.636

HOME/AWAY SPLITS

LIFETIME	GP	W	L	T	OTL	GF	GA	PTS
Home	10	5	5	0	0	25	24	10
Road	11	9	2	0	0	39	31	18
TOTALS	21	14	7	0	0	64	55	28

THE LAST TIME THE BLACKHAWKS...

Last Win: March 29, 2015 (4-3 at Winnipeg)
 Last Home Win: Nov. 6, 2013 (4-1)
 Last Road Win: March 29, 2015 (4-3)
 Last Loss: Jan. 16, 2015 (4-2 in Chicago)
 Last Home Loss: Jan. 16, 2015 (4-2)
 Last Road Loss: Oct. 18, 2003 (7-2)
 Last Tie: None
 Last Shutout Win: Nov. 7, 2002 (5-0 in Chicago)
 Last Shutout Loss: Nov. 2, 2014 (1-0 in Chicago)

2014-15 REGULAR-SEASON SERIES RECAP

2014-15 Blackhawks record: 0-3-0 at United Center; 2-0-0 at Winnipeg

DATE	TEAM	SCORING BY PERIOD					SHOTS BY PERIOD					PP	PIM	GWG	GOALIE (SAVES-SHOTS)	ATTN.
		1	2	3	OT	F	1	2	3	OT	TOT					
11/02	WPG	1	0	0	-	1	10	8	9	-	27	0-2 (0.0)	2-4	M. Frolik	Hutchinson (33-33)	21,204
	CHI	0	0	0	-	0	9	11	13	-	33	0-2 (0.0)	2-4			
12/23	WPG	3	1	1	-	5	15	7	4	-	26	1-2 (50.0)	3-9	B. Little	Hutchinson (38-39)	22,095
	CHI	0	1	0	-	1	7	20	12	-	39	0-2 (0.0)	3-9			
01/16	WPG	1	0	3	-	4	16	8	11	-	35	1-3 (33.3)	7-28	C. Thorburn	Hutchinson (31-33)	22,051
	CHI	1	0	1	-	2	12	10	11	-	33	0-2 (0.0)	7-20			
02/06	CHI	0	1	0	1	2	8	6	6	2	22	0-1 (0.0)	4-11	B. Saad (OT)	Crawford (20-21)	15,016
	WPG	1	0	0	0	1	9	3	8	1	21	0-1 (0.0)	4-11			
03/29	CHI	1	1	2	-	4	7	8	9	-	24	1-3 (33.3)	4-8	J. Toews	Crawford (31-34)	15,016
	WPG	0	3	0	-	3	6	15	13	-	34	2-4 (50.0)	3-6			
TOTALS		SCORING BY PERIOD					SHOTS BY PERIOD					PP	PIM	GOALIE (SAVES-SHOTS)		
	TEAM	1	2	3	OT	TOT	1	2	3	OT	TOT					
	WPG	6	4	4	0	14	56	41	45	1	143	4-12 (33.3)	Hutchinson (122-127), Pavelec (20-24)			
	CHI	2	3	3	1	9	43	55	51	2	151	1-10 (10.0)	Crawford (118-129), Raanta (11-12)			

2014-15 REGULAR-SEASON STATISTICS

BLACKHAWKS	GP	G	A	PTS	+/-	PIM	JETS	GP	G	A	PTS	+/-	PIM		
Brandon Saad	5	2	2	4	0	2	Andrew Ladd	5	1	6	7	5	0		
Marian Hossa	5	1	2	3	0	4	Dustin Byfuglien	5	2	3	5	4	4		
Jonathan Toews	5	1	1	2	2	0	Blake Wheeler	5	2	3	5	2	8		
Patrick Sharp	5	1	1	2	-3	2	Mathieu Perreault	5	2	1	3	2	0		
Patrick Kane	4	1	1	2	-2	0	Bryan Little	4	2	1	3	3	0		
Brad Richards	4	1	1	2	-2	4	Zach Bogosian	3	1	2	3	-1	0		
Michal Rozsival	4	0	2	2	3	2	Michael Frolik	5	1	1	2	1	0		
Andrew Shaw	5	1	0	1	-1	4	Mark Scheifele	5	1	1	2	0	2		
Teuvo Teravainen	3	1	0	1	1	0	Chris Thorburn	5	1	1	2	-1	7		
Johnny Oduya	5	0	1	1	1	0	Anthony Peluso	3	1	0	1	1	17		
Niklas Hjalmarsson	5	0	1	1	-2	2	Adam Lowry	5	0	1	1	0	2		
Duncan Keith	5	0	1	1	-3	0	Jim Slater	5	0	1	1	-1	5		
Antoine Vermette	1	0	1	1	2	0	Tyler Myers	1	0	1	1	0	0		
Bryan Bickell	5	0	0	0	0	9	Drew Stafford	1	0	1	1	-1	0		
Brent Seabrook	5	0	0	0	-1	9	Mark Stuart	4	0	0	0	-1	2		
Marcus Kruger	5	0	0	0	-2	0	Tobias Enstrom	4	0	0	0	-2	2		
David Rundblad	4	0	0	0	-1	0	Ben Chiarot	3	0	0	0	2	0		
Ben Smith	4	0	0	0	-2	0	Jacob Trouba	3	0	0	0	1	2		
Daniel Carcillo	3	0	0	0	0	12	Adam Pardy	3	0	0	0	1	2		
Kris Versteeg	3	0	0	0	-2	2	Matt Halischuk	3	0	0	0	-1	0		
Kimmo Timonen	1	0	0	0	0	0	Evander Kane	3	0	0	0	-2	0		
Jeremy Morin	1	0	0	0	0	0	Paul Postma	2	0	0	0	1	0		
Andrew Desjardins	1	0	0	0	0	0	Jay Harrison	2	0	0	0	0	5		
Trevor van Riemsdyk	1	0	0	0	0	0	Grant Clitsome	2	0	0	0	0	0		
Joakim Nordstrom	1	0	0	0	-1	0	T.J. Galiardi	2	0	0	0	0	0		
							Jiri Tlustý	1	0	0	0	-1	0		
							Lee Stempniak	1	0	0	0	-2	0		
GOALTENDER	GP	MIN	GA	SA	SV	AVG	W-L-OTL	GOALTENDER	GP	MIN	GA	SA	SV	AVG	W-L-OTL
Corey Crawford	5	257	11	129	118	2.57	2-3-0	Michael Hutchinson	4	243	5	127	122	1.23	3-0-1
Antti Raanta	1	44	1	12	11	1.36	0-0-0	Andrej Pavelec	1	60	4	24	20	4.00	0-1-0


2014-15 HIGHLIGHTS

Patrick Kane tallied in regulation, then set up Brandon Saad's overtime game-winner to hand the Blackhawks a 2-1 win in Winnipeg on Feb. 6. Kane also logged five of Chicago's 22 shots on goal in the tilt.

Winnipeg native Jonathan Toews notched the game-winner in his hometown with 31 seconds left to give the Blackhawks a 4-3 victory over the Jets on March 29. Andrew Shaw, Brad Richards and Patrick Sharp also tallied for Chicago in the contest.



**BLACKHAWKS
STORE**



VISIT THE BLACKHAWKS STORE

333 N. MICHIGAN AVENUE • CHICAGO

AND SEASONAL LOCATIONS THROUGHOUT CHICAGOLAND

EXCLUSIVE BLACKHAWKS APPAREL FROM TOP BRANDS, AUTHENTICATED
MEMORABILIA, AUTOGRAPHS, COLLECTIBLES AND MORE.

BLACKHAWKSSTORE.COM



CHICAGO BLACKHAWKS

TRADITION

2015 CUP

LEADERSHIP

PLAYERS

2014-15

OPPONENTS

TRADITION

RECORDS

PLAYOFFS

HISTORY

MINORS

NHL

MEDIA

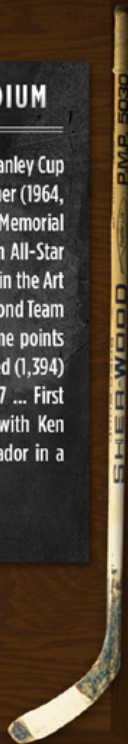


STAN MIKITA 21



SWEATER RETIRED ON OCT. 19, 1980 AT CHICAGO STADIUM

Played his entire 22-year career with the Blackhawks ... Led the Blackhawks to the 1961 Stanley Cup and paced the team in scoring throughout the playoffs ... Four-time Art Ross Trophy winner (1964, 1965, 1967, 1968) ... Two-time Hart Trophy winner (1967, 1968) ... Two-time Lady Byng Memorial Trophy winner (1967, 1968) ... Lester Patrick Trophy winner (1976) ... Six-time First Team All-Star (1962, 1963, 1964, 1966, 1967, 1968) ... Only player in National Hockey League history to win the Art Ross, Hart and Lady Byng Trophies in the same season (1966-67, 1967-68) ... Two-time Second Team All-Star (1965, 1970) ... Blackhawks all-time assists leader (926) ... Blackhawks all-time points leader (1,467) ... Second to Bobby Hull in goals (541) ... Blackhawks leader in games played (1,394) ... Hockey Hall of Fame inductee (1983) ... Blackhawks captain in 1975-76 and 1976-77 ... First Czechoslovakian-born player in the NHL ... Member of the famous "Scooter Line" with Ken Wharram and Ab McDonald, and later Doug Mohns ... Named a Blackhawks ambassador in a ceremony with Bobby Hull at the United Center on March 7, 2008.





BOBBY HULL 9



SWEATER RETIRED ON DEC. 18, 1983 AT CHICAGO STADIUM

Led the Blackhawks to the 1961 Stanley Cup ... Arguably the best left winger in National Hockey League history ... Three-time Art Ross Trophy winner (1960, 1962, 1966) ... Two-time Hart Trophy winner (1965, 1966) ... Lady Byng Trophy winner (1965) ... Led the NHL in goals scored seven times, the most in league history ... Ten-time First Team All-Star (1960, 1962, 1964-70, 1972) ... Two-time Second Team All-Star (1963, 1971) ... Lester Patrick Award winner (1969) ... Blackhawks all-time goals leader (604) ... Second to Stan Mikita in games played (1,036) ... Fourth in team history in assists (549) ... Second to Stan Mikita in points (1,153) ... 13 consecutive seasons with 30 or more goals (1959-1972) ... First player in NHL history to score more than 50 goals in a single season (1966) ... Reached the 50-goal plateau five times in his career (1961-62, 1965-66, 1966-67, 1968-69, 1971-72) ... Hockey Hall of Fame inductee (1983) ... When son, Brett, was named the Hart Trophy winner in 1991, they became the first father-son combination in NHL history to win the award ... Named a Blackhawks ambassador in a ceremony with Stan Mikita at the United Center on March 7, 2008.



NORTHLAND

2015 CUP

LEADERSHIP

PLAYERS

2014-15

OPPONENTS

TRADITION

RECORDS

PLAYOFFS

HISTORY

MINORS

NHL

MEDIA

2015 CUP	LEADERSHIP	PLAYERS	2014-15	OPPONENTS	TRADITION	RECORDS	PLAYOFFS	HISTORY	MINORS	NHL	MEDIA
----------	------------	---------	---------	-----------	-----------	---------	----------	---------	--------	-----	-------









GLENN HALL 1





SWEATER RETIRED ON NOV. 20, 1988 AT CHICAGO STADIUM

Led the Blackhawks to the 1961 Stanley Cup, posting two shutouts and starting all 12 playoff games ... Three-time Vezina Trophy winner (1963, 1967, 1969) ... Conn Smythe Trophy winner with St. Louis (1968) ... Played in 503 consecutive games (a National Hockey League record), all without wearing a face mask ... 363 of those games were with the Blackhawks ... Recipient of the Calder Memorial Trophy with Detroit (1955-56) ... Seven-time First Team All-Star, five with the Blackhawks (1958, 1960, 1963, 1964, 1966) ... Three-time Second Team All-Star (1961, 1962, 1967) ... Posted a record of 275-229-106 with 51 shutouts during his time in Chicago ... Played in a record 13 NHL All-Star Games from 1955-69 ... Hockey Hall of Fame inductee (1975) ... Completed his NHL career with 407 wins and 84 shutouts ... His 407 wins are good for eighth in NHL history.



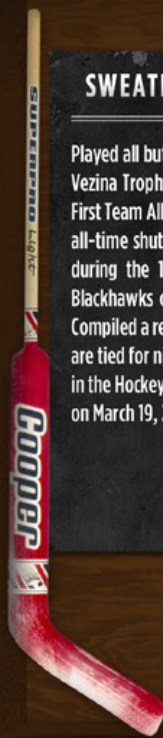


TONY ESPOSITO 35



SWEATER RETIRED ON NOV. 20, 1988 AT CHICAGO STADIUM

Played all but one of his seasons during his professional career with the Blackhawks ... Three-time Vezina Trophy winner (1970, 1972, 1974) ... Calder Memorial Trophy winner (1970) ... Three-time First Team All-Star (1970, 1972, 1980) ... Two-time Second Team All-Star (1973, 1974) ... Blackhawks all-time shutouts leader (74) ... Set a team and National Hockey League record with 15 shutouts during the 1969-70 season ... Seven consecutive seasons with 30-plus wins (1969-1976) ... Blackhawks career wins leader (418) ... Appeared in six NHL All-Star Games (1970-74, 1980) ... Compiled a record of 423-306-151, which ranks seventh in NHL history ... His 76 career shutouts also are tied for ninth in NHL history ... Hockey Hall of Fame inductee (1988) ... Joined his brother, Phil, in the Hockey Hall of Fame ... Named a Blackhawks ambassador in a ceremony at the United Center on March 19, 2008.



2015 CUP

LEADERSHIP

PLAYERS

2014-15

OPPONENTS

TRADITION

RECORDS

PLAYOFFS

HISTORY

MINORS

NHL

MEDIA

2015 CUP

LEADERSHIP

PLAYERS

2014-15

OPPONENTS

TRADITION

RECORDS

PLAYOFFS

HISTORY

MINORS

NHL

MEDIA

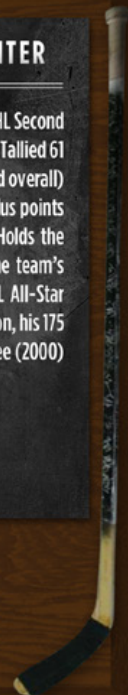


DENIS SAVARD 18



SWEATER RETIRED ON MARCH 19, 1998 AT UNITED CENTER

Played 12 seasons of his 17-year National Hockey League career with the Blackhawks ... NHL Second Team All-Star (1983) ... Fourth in team history in goals (377) and second in assists (719) ... Tallied 61 goals and 84 assists (145 points) in 131 playoff games ... Blackhawks first-round pick (third overall) in the 1980 NHL Entry Draft ... Became the second player in team history to record 100-plus points in a season (119) in 1981-82 ... Compiled three 100-point seasons as a Blackhawk ... Holds the Blackhawks single-season assists record with 87 (1981-82 and 1987-88), as well as the team's single-season points standard (131 in 1987-88) ... Made seven appearances in the NHL All-Star Game... His 1,338 career points are tied for 28th in NHL history ... In Stanley Cup competition, his 175 points (66G, 109A) in 169 games ranks 16th in NHL history ... Hockey Hall of Fame inductee (2000) ... Named a Blackhawks ambassador on Nov. 13, 2008.



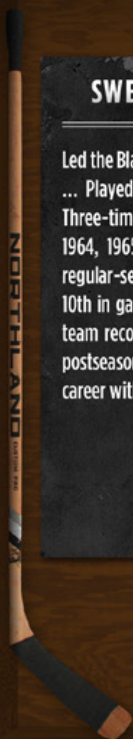


PIERRE PILOTE 3



SWEATER RETIRED ON NOV. 12, 2008 AT UNITED CENTER

Led the Blackhawks to the 1961 Stanley Cup, recording three goals and 12 assists in 12 playoff games ... Played all but one season of his National Hockey League career with the Blackhawks ... Three-time Norris Trophy winner (1963, 1964, 1965) ... Five-time NHL First Team All-Star (1963, 1964, 1965, 1966, 1967) ... Blackhawks captain from 1961-1968 ... Played in 376 consecutive regular-season games between 1956 and 1961 ... Ranks sixth in team history in assists (400) and 10th in games played (821) ... Earned 1,205 career penalty minutes with the Blackhawks, then a team record ... Three-time NHL Second Team All-Star (1960, 1961, 1962) ... Ranks sixth in team postseason history with 52 career assists ... Hockey Hall of Fame inductee (1975) ... Completed his career with 80 goals, 418 assists and 1,251 penalty minutes.



2015 CUP

LEADERSHIP

PLAYERS

2014-15

OPPONENTS

TRADITION

RECORDS

PLAYOFFS

HISTORY

MINORS

NHL

MEDIA

2015 CUP

LEADERSHIP

PLAYERS

2014-15

OPPONENTS

TRADITION

RECORDS

PLAYOFFS

HISTORY

MINORS

NHL

MEDIA

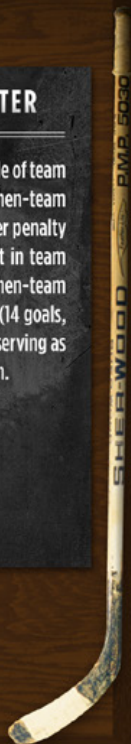


KEITH MAGNUSON 3



SWEATER RETIRED ON NOV. 12, 2008 AT UNITED CENTER

Played all 11 seasons of his National Hockey League career with the Blackhawks ... Held title of team captain for four seasons (1976-1980) ... Appeared in two NHL All-Star Games ... Set a then-team record with 213 penalty minutes in his rookie season (1971-72) ... Retired with 1,442 career penalty minutes, then a team record ... Earned a +170 career plus/minus rating, third-highest in team history ... Played in 68 career playoff games, drawing 164 penalty minutes ... Set a then-team record with 63 penalty minutes in one playoff year (1971) ... Scored a career 139 points (14 goals, 125 assists) in 589 games ... Named the Blackhawks head coach in 1980 after previously serving as an assistant coach ... Co-founder and first president of the Blackhawk Alumni Association.



HEAD COACHES

PETER MULDOON	1926-27
BARNEY STANLEY	1927-28
HUGH LEHMAN	1927-28
HERB GARDINER	1928-29
TOM SHAUGHNESSY	1929-30
BILL TOBIN	1929-30, 1931-32
DICK IRVIN	1930-32, 1955-56
EMIL IVERSON	1932-33
GODFREY MATHESON	1932-33
TOM GORMAN	1932-34
CLEM LOUGHLIN	1934-37
BILL STEWART	1937-39
PAUL THOMPSON	1938-45
JOHN GOTTSSELIG	1944-48
CHARLES CONACHER	1947-50
EBBIE GOODFELLOW	1950-52
SID ABEL	1952-54
FRANK EDDOLLS	1954-55
TOMMY IVAN	1956-58
RUDY PILOUS	1957-63
BILLY REAY	1963-77
BILL WHITE	1976-77
BOB PULFORD	1977-79, 1981-82, 1984-87, 1999-00
EDDIE JOHNSTON	1979-80
KEITH MAGNUSON	1980-82
ORVAL TESSIER	1982-85
BOB MURDOCH	1987-88
MIKE KEENAN	1988-92
DARRYL SUTTER	1992-95
CRAIG HARTSBURG	1995-98
DIRK GRAHAM	1998-99
LORNE MOLLEKEN	1998-2000
ALPO SUHONEN	2000-01
BRIAN SUTTER	2001-04
TRENT YAWNEY	2005-07
DENIS SAVARD	2006-08
JOEL QUENNEVILLE	2008-PRESENT

CAPTAINS

DICK IRVIN	1926-29
DUKE DUTKOWSKI	1929-30
TY ARBOUR	1930-31
CYCLONE WENTWORTH	1931-32
HELGE BOSTROM	1932-33
CHARLIE GARDINER	1933-34
JOHN GOTTSSELIG	1935-40
EARL SEIBERT	1940-42
DOUG BENTLEY	1942-44, 1949-50
CLINT SMITH	1944-45
JOHN MARIUCCI	1945-46, 1947-48
RED HAMILL	1946-47
GAYE STEWART	1948-49
JACK STEWART	1950-52
BILL GADSBY	1952-54
GUS MORTSON	1954-57
ED LITZENBERGER	1958-61
PIERRE PILOTE	1961-68
PAT STAPLETON	1969-70
PIT MARTIN	1975-77
STAN MIKITA	1975-77
KEITH MAGNUSON	1976-80
TERRY RUSKOWSKI	1979-82
DARRYL SUTTER	1982-87
BOB MURRAY	1985-86
DENIS SAVARD	1988-89
DIRK GRAHAM	1988-95
CHRIS CHELIOS	1995-99
DOUG GILMOUR	1999-00
TONY AMONTE	2000-02
ALEX ZHAMNOV	2002-04
ADRIAN AUCOIN	2005-07
JONATHAN TOEWS	2008-PRESENT

GENERAL MANAGERS

FREDERIC MCLAUGHLIN	1926-42
BILL TOBIN	1942-54
TOMMY IVAN	1954-77
BOB PULFORD	1977-90; 1993-97; 1999-2000; 2003-05
MIKE KEENAN	1990-93
BOB MURRAY	1997-99
MIKE SMITH	2000-03
DALE TALLON	2005-09
STAN BOWMAN	2009-PRESENT

CURRENT PLAYERS AND STAFF IN **BOLD RED**.



JONATHAN
TOEWS 19

2015 CUP
LEADERSHIP
PLAYERS
2014-15
OPPONENTS
TRADITION
RECORDS
PLAYOFFS
HISTORY
MINORS
NHL
MEDIA

TROPHY WINNERS

2015 CUP	LEADERSHIP	PLAYERS	2014-15	OPPONENTS	TRADITION	RECORDS	PLAYOFFS	HISTORY	MINORS	NHL	MEDIA
----------	------------	---------	---------	-----------	-----------	---------	----------	---------	--------	-----	-------



ART ROSS TROPHY

SCORING LEADER

DOUG BENTLEY
1943

MAX BENTLEY
1946, 1947

ROY CONACHER
1949

BOBBY HULL
1960, 1962, 1966

STAN MIKITA
1964, 1965, 1967, 1968



HART MEMORIAL TROPHY

MOST VALUABLE PLAYER

MAX BENTLEY
1946

AL ROLLINS
1954

BOBBY HULL
1965, 1966

STAN MIKITA
1967, 1968



JAMES NORRIS TROPHY

DEFENSEMAN OF THE YEAR

PIERRE PILOTE
1963, 1964, 1965

DOUG WILSON
1982

CHRIS CHELIOS
1993, 1996

DUNCAN KEITH
2010, 2014



CALDER MEMORIAL TROPHY

ROOKIE OF THE YEAR

MIKE KARAKAS
1936

CARL DAHLSTROM
1938

ED LITZENBERGER
1955

BILL HAY
1960

TONY ESPOSITO
1970

STEVE LARMER
1983

ED BELFOUR
1991

PATRICK KANE
2008

2015 CUP

LEADERSHIP

PLAYERS

2014-15

OPPONENTS

TRADITION

RECORDS

PLAYOFFS

HISTORY

MINORS

NHL

MEDIA

TROPHY WINNERS

2015 CUP

LEADERSHIP

PLAYERS

2014-15

OPPONENTS

TRADITION

RECORDS

PLAYOFFS

HISTORY

MINORS

NHL

MEDIA



FRANK J. SELKE TROPHY

BEST DEFENSIVE FORWARD

TROY MURRAY
1986

DIRK GRAHAM
1991

JONATHAN TOEWS
2013



GEORGES VEZINA TROPHY

MOST VALUABLE GOALTENDER

CHARLES GARDINER
1932, 1934

LORNE CHABOT
1935

GLENN HALL
1963, 1967

DENIS DEJORDY
1967

TONY ESPOSITO
1970, 1972, 1974*

GARY SMITH
1972

ED BELFOUR
1991, 1993

*SHARED WITH PHILADELPHIA'S BERNIE PARENT



LADY BYNG MEMORIAL TROPHY

SPORTSMANSHIP AWARD

ELWIN ROMNES
1936

MAX BENTLEY
1943

CLINT SMITH
1944

BILL MOSIENKO
1945

KEN WHARRAM
1964

BOBBY HULL
1965

STAN MIKITA
1967, 1968



BILL MASTERTON TROPHY

PERSEVERANCE & DEDICATION AWARD

PIT MARTIN
1970

BRYAN BERARD
2004

2015 CUP

LEADERSHIP

PLAYERS

2014-15

OPPONENTS

TRADITION

RECORDS

PLAYOFFS

HISTORY

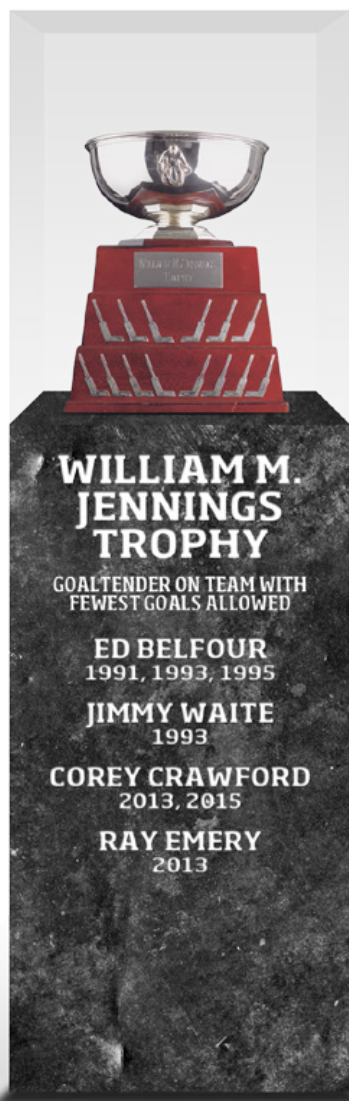
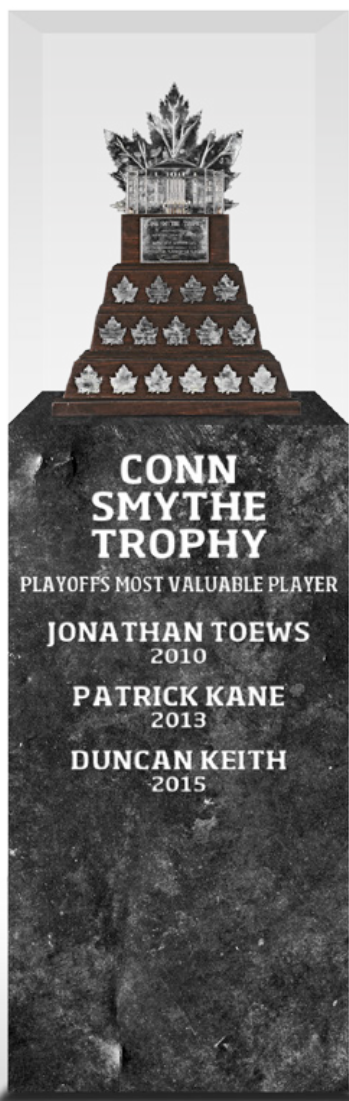
MINORS

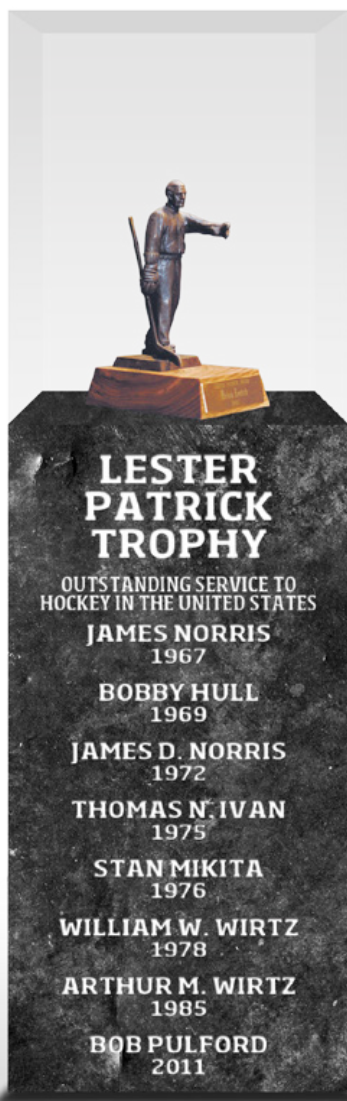
NHL

MEDIA

TROPHY WINNERS

2015 CUP	LEADERSHIP	PLAYERS	2014-15	OPPONENTS	TRADITION	RECORDS	PLAYOFFS	HISTORY	MINORS	NHL	MEDIA
----------	------------	---------	---------	-----------	-----------	---------	----------	---------	--------	-----	-------

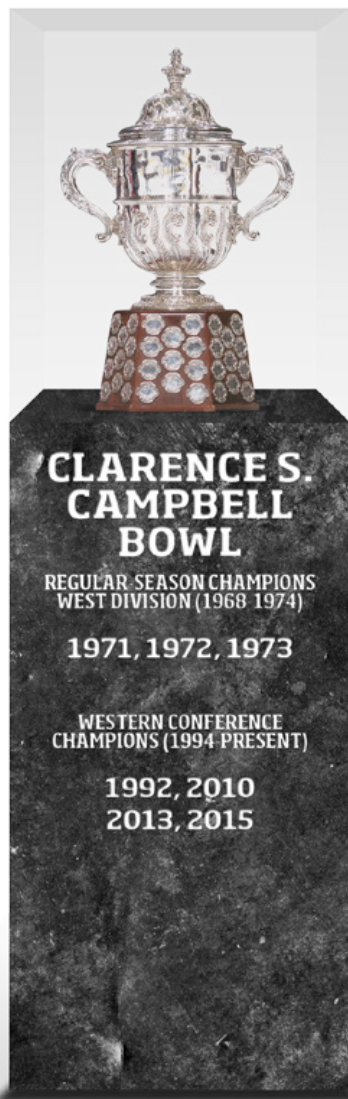
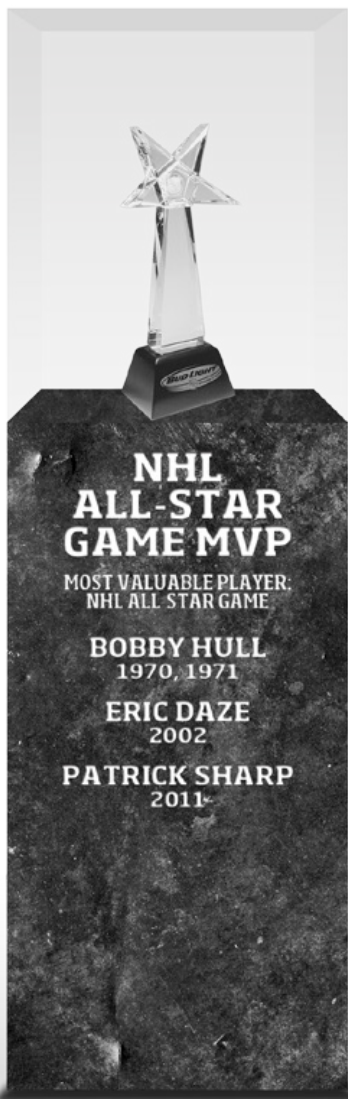


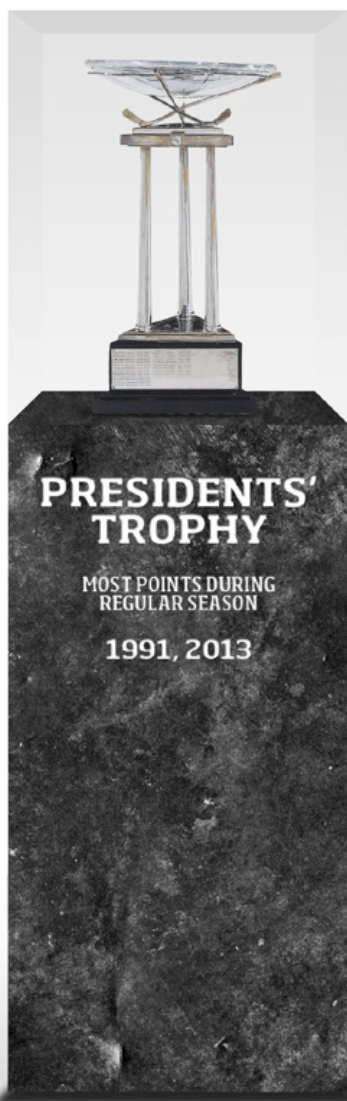


2015 CUP	LEADERSHIP	PLAYERS	2014-15	OPPONENTS	TRADITION	RECORDS	PLAYOFFS	HISTORY	MINORS	NHL	MEDIA
----------	------------	---------	---------	-----------	-----------	---------	----------	---------	--------	-----	-------

TROPHY WINNERS

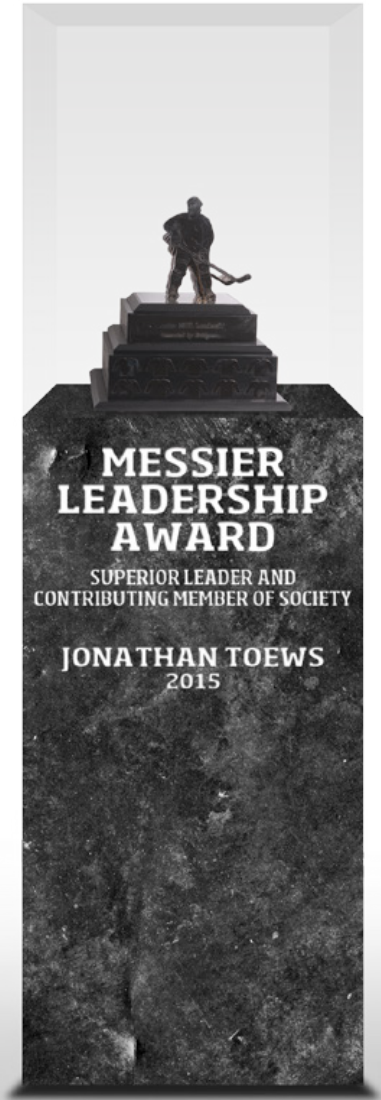
2015 CUP	LEADERSHIP	PLAYERS	2014-15	OPPONENTS	TRADITION	RECORDS	PLAYOFFS	HISTORY	MINORS	NHL	MEDIA
----------	------------	---------	---------	-----------	-----------	---------	----------	---------	--------	-----	-------





2015 CUP	LEADERSHIP	PLAYERS	2014-15	OPPONENTS	TRADITION	RECORDS	PLAYOFFS	HISTORY	MINORS	NHL	MEDIA
----------	------------	---------	---------	-----------	-----------	---------	----------	---------	--------	-----	-------

2015 CUP	LEADERSHIP	PLAYERS	2014-15	OPPONENTS	TRADITION	RECORDS	PLAYOFFS	HISTORY	MINORS	NHL	MEDIA
----------	------------	---------	---------	-----------	-----------	---------	----------	---------	--------	-----	-------



National Hockey League Champions

1934



REGULAR-SEASON RECORD: 20-17-11

PLAYOFF RECORD: 13-6

QUARTERFINALS: against the Montreal Canadiens. Chicago won total-goals series 4-3.

SEMIFINALS: against the Montreal Maroons. Chicago won total-goals series 6-2.

FINAL: against the Detroit Red Wings. Chicago won best-of-five series 3-1.

HEAD COACH: Tom Gorman

ROSTER: Charlie Gardiner in goal; Clarence "Taffy" Abel, Lionel Conacher, Art Coulter, Joe Starke, Duke Dutkowski and Roger Jenkins on defense; and forwards Elywn "Doc" Romnes, Johnny Gottselig, Harold "Mush" March, Rosario Couture, Louis Trudel, Paul Thompson, Leroy Goldsworthy, Don McFayden, Tommy Cook, John Sheppard, Bill Kendall and Jack Leswick.

NOTES:

- Stanley Cup-winning goal: Harold "Mush" March in 30:05 of overtime against Detroit, score 1-0, series win 3-1.
- Charlie Gardiner won his second Vezina Trophy with his 1.73 goals-against average. He suffered a brain hemorrhage and died at age 29 on June 13, 1934, due to brain surgery complications, just eight weeks after the team won the Stanley Cup.



2015 CUP

LEADERSHIP

PLAYERS

2014-15

OPPONENTS

TRADITION

RECORDS

PLAYOFFS

HISTORY

MINORS

NHL

MEDIA

2015 CUP

LEADERSHIP

PLAYERS

2014-15

OPPONENTS

TRADITION

RECORDS

PLAYOFFS

HISTORY

MINORS

NHL

MEDIA

National Hockey League Champions

1938



REGULAR-SEASON RECORD: 14-25-9

PLAYOFF RECORD: 7-3

QUARTERFINALS: against the Montreal Canadiens. Chicago won best-of-three series 2-1.

SEMIFINALS: against the New York Americans. Chicago won best-of-three series 2-1.

FINAL: against the Toronto Maple Leafs. Chicago won best-of-five series 3-1.


HEAD COACH: Bill Stewart

ROSTER: Mike Karakas, Paul Goodman and Alfie Moore in goal; Art Wiebe, Alex Levinsky, Harold Jackson, Bill MacKenzie, Earl Seibert, Virgil Johnson and Roger Jenkins on defense; and forwards Jack Shill, Carl Voss, Carl Dahlstrom, Harold "Mush" March, Paul Thompson, Johnny Gottselig, Elwyn "Doc" Romnes, Louis Trudel, Pete Palangio and Bert Connelly.

NOTES:


- Stanley Cup-winning goal: Carl Voss in 16:45 of second period against Toronto, score 4-1, series win 3-1.
- Alfie Moore played his one and only game as a Blackhawk on April 3, 1938, against Toronto in a Stanley Cup Playoffs game and helped the team beat the Maple Leafs 3-1.





National Hockey League Champions

1961



Front row, left to right: Glenn Hall, Ed Litzenberger, Reg Fleming, Arthur M. Wirtz (Pres.), Thomas H. Ivan (Gen. Mgr.), James G. Norris (Comm.).
Second row, left to right: Rudy Pilous (Coach), Bobby Hull, Red Kelly, Dennis Coghlin, John F. Sweeney (Ch. of Publicity), Eric Nesterenko, Colonel St. Laurent, Earl Balfour, Elmer Vasko, Ab McDonald, Al Arbour, Jack Evans, Wayne Hillman, Michael White (G. Pres.).
Third row, left to right: Mike Grier (Player), Murray Balfour, Pierre Pilous, Chico Maki, Stan Mikita, Ron Murphy, Wayne Hicks, Ted Green, Vinnie Wharmann, Walter Hummelshaus (Group Mgr. and Sports Director).

REGULAR-SEASON RECORD: 29-24-17

PLAYOFF RECORD: 8-4

SEMIFINALS: against the Montreal Canadiens. Chicago won best-of-seven series 4-2.


FINAL: against the Detroit Red Wings. Chicago won best-of-seven series 4-2.

HEAD COACH: Rudy Pilous

ROSTER: Glenn Hall in goal; Pierre Pilote, Dollard St. Laurent, Jack Evans, Elmer Vasko, Al Arbour and Wayne Hillman on defense; and forwards Bobby Hull, Stan Mikita, Murray Balfour, Ken Wharram, Bill Hay, Eric Nesterenko, Ab McDonald, Ed Litzenberger, Ron Murphy, Tod Sloan, Reg Fleming, Chico Maki, Wayne Hicks and Earl Balfour.

NOTES:

- Stanley Cup-winning goal: Ab McDonald in 18:49 of second period against Detroit, score 5-1, series win 4-2.
- In Game 3 of the semifinals, Murray Balfour scored the game-winning goal on a power play at 52:12 in overtime to defeat the Montreal Canadiens 2-1. Canadiens Head Coach Hector "Toe" Blake took a swing at referee Dalton McArthur due to the outcome of the game.



2015 CUP
LEADERSHIP
PLAYERS
2014-15
OPPONENTS
TRADITION
RECORDS
PLAYOFFS
HISTORY
MINORS
NHL
MEDIA

2015 CUP

LEADERSHIP

PLAYERS

2014-15

OPPONENTS

TRADITION

RECORDS

PLAYOFFS

HISTORY

MINORS

NHL

MEDIA

National Hockey League Champions

2010



REGULAR-SEASON RECORD: 52-22-8

PLAYOFF RECORD: 16-6

CONF. QUARTERFINALS: against the Nashville Predators. Chicago won best-of-seven series 4-2.

CONF. SEMIFINALS: against the Vancouver Canucks. Chicago won best-of-seven series 4-2.

CONFERENCE FINAL: against the San Jose Sharks. Chicago won best-of-seven series 4-0.

FINAL: against the Philadelphia Flyers. Chicago won best-of-seven series 4-2.

HEAD COACH: Joel Quenneville

ROSTER: Antti Niemi and Cristobal Huet in goal; Duncan Keith, Brent Seabrook, Niklas Hjalmarsson, Brent Sopel, Brian Campbell, Jordan Hendry and Nick Boynton on defense; and forwards Jonathan Toews, Patrick Kane, Patrick Sharp, Dustin Byfuglien, Dave Bolland, Marian Hossa, Kris Versteeg, John Madden, Troy Brouwer, Andrew Ladd, Ben Eager, Tomas Kopecky, Adam Burish, Bryan Bickell and Colin Fraser.

NOTES:

- Stanley Cup-winning goal: Patrick Kane in 4:06 of first overtime period against Philadelphia, score 4-3, series win 4-2. The goal light at the Wachovia Center was never turned on due to the fact that the puck was wedged under the inner padding of Philadelphia's goal and was not initially seen by the linesman.
- There was one other game decided in overtime in the series, which Philadelphia won 4-3 (Game 3).



National Hockey League Champions

2013



REGULAR-SEASON RECORD: 36-7-5

PLAYOFF RECORD: 16-7

CONF. QUARTERFINALS: against the Minnesota Wild. Chicago won best-of-seven series 4-1.

CONF. SEMIFINALS: against the Detroit Red Wings. Chicago won best-of-seven series 4-3.

CONFERENCE FINAL: against the Los Angeles Kings. Chicago won best-of-seven series 4-1.

FINAL: against the Boston Bruins. Chicago won best-of-seven series 4-2.

HEAD COACH: Joel Quenneville

ROSTER: Corey Crawford and Ray Emery in goal; Duncan Keith, Brent Seabrook, Niklas Hjalmarsson, Johnny Oduya, Michal Rozsival, Nick Leddy and Sheldon Brookbank on defense; and forwards Jonathan Toews, Patrick Kane, Patrick Sharp, Bryan Bickell, Dave Bolland, Marian Hossa, Michal Handzus, Michael Frolik, Brandon Saad, Andrew Shaw, Viktor Stalberg, Marcus Kruger, Daniel Carcillo, Jamal Mayers, Brandon Bollig and Ben Smith.

NOTES:

- Stanley Cup-winning goal: Dave Bolland at 19:01 in the third period. The Blackhawks trailed Boston 2-1 until Bryan Bickell and Bolland each scored in a span of 17 seconds to secure the franchise's fifth championship.
- Three of Chicago's six overtime games occurred in the Stanley Cup Final, including a triple-overtime contest in Game 1 at the United Center. Andrew Shaw's tip-in ended the game after 112:08, marking the third-longest playoff game in franchise history.



2015 CUP

LEADERSHIP

PLAYERS

2014-15

OPPONENTS

TRADITION

RECORDS

PLAYOFFS

HISTORY

MINORS

NHL

MEDIA

2015 CUP

LEADERSHIP

PLAYERS

2014-15

OPPONENTS

TRADITION

RECORDS

PLAYOFFS

HISTORY

MINORS

NHL

MEDIA

National Hockey League Champions

2015



REGULAR-SEASON RECORD: 48-28-6

PLAYOFF RECORD: 16-7

FIRST ROUND: against the Nashville Predators. Chicago won best-of-seven series 4-2.

SECOND ROUND: against the Minnesota Wild. Chicago won best-of-seven series 4-0.

CONFERENCE FINAL: against the Anaheim Ducks. Chicago won best-of-seven series 4-3.

FINAL: against the Tampa Bay Lightning. Chicago won best-of-seven series 4-2.

HEAD COACH: Joel Quenneville

ROSTER: Corey Crawford and Scott Darling in goal; Duncan Keith, Brent Seabrook, Niklas Hjalmarsson, Johnny Oduya, Michal Rozsival, Kimmo Timonen, David Rundblad, Kyle Cumiskey and Trevor van Riemsdyk on defense; and forwards Jonathan Toews, Patrick Kane, Patrick Sharp, Bryan Bickell, Marian Hossa, Brandon Saad, Brad Richards, Andrew Shaw, Marcus Kruger, Teuvo Teravainen, Antoine Vermette, Andrew Desjardins, Kris Versteeg, Joakim Nordstrom and Daniel Carcillo.

NOTES:

- Stanley Cup-winning goal: Duncan Keith at 17:13 in the third period. The Conn Smythe recipient netted three game-winning goals during the playoffs, including two series-clinching tallies.
- The Blackhawks contested the longest game in franchise history, outlasting Anaheim over 116:12 in Game 2 of the Western Conference Final. Marcus Kruger tallied the game-winner late in triple overtime for a 3-2 win.





HOCKEY HALL OF FAME

BCE PLACE, 30 YONGE ST., TORONTO, ONTARIO, CANADA M5E 1X8 PH: 416-360-7735

PLAYERS	YEARS
SID ABEL	1952-53
ED BELFOUR	1988-97
DOUG BENTLEY	1939-52
MAX BENTLEY	1940-48
GEORGES BOUCHER	1931-32
FRANK BRIMSEK	1949-50
BILLY BURCH	1932-33
CHRIS CHELIOS	1990-99
PAUL COFFEY	1998-99
ART COULTER	1931-36
CECIL "BABE" DYE	1926-27
TONY ESPOSITO	1969-84
PHIL ESPOSITO	1963-67
BILL GADSBY	1946-54
CHARLIE GARDINER	1927-34
DOUG GILMOUR	1998-2000
MICHEL GOULET	1990-94
GLENN HALL	1957-67
DOMINIK HASEK	1990-92
GEORGE HAY	1926-27
BOBBY HULL	1957-72
DICK IRVIN	1926-29
GORDON "DUKE" KEATS	1928-29
HUGH LEHMAN	1926-28
TED LINDSAY	1957-60
HARRY LUMLEY	1951-52
MICKEY MacKAY	1926-28
STAN MIKITA	1958-80
HOWIE MORENZ	1934-36
BILL MOSIENKO	1941-55
BERT OLMSTEAD	1948-51
BOBBY ORR	1976-78
PIERRE PILOTE	1955-68
DENIS SAVARD	1980-90, 95-97
EARL SEIBERT	1936-44
ALLAN STANLEY	1954-56
JACK STEWART	1950-52

INDUCTED

1969
2011
1964
1966
1960
1966
1974
2013
2004
1974
1970
1988
1984
1970
1945
2011
1998
1975
2014
1958
1983
1958
1958
1966
1980
1952
1983
1945
1965
1985
1979
1975
2000
1963
1981
1964

VETERANS

LIONEL CONACHER
ROY CONACHER
CLINT SMITH
HARRY WATSON

YEARS

1933-34
1947-52
1943-46
1954-57

INDUCTED

1994
1998
1991
1994

BUILDERS

AL ARBOUR
BILL HAY
THOMAS N. IVAN
JOHN MARIUCCI
FREDERIC McLAUGHLIN
JAMES D. NORRIS
JAMES E. NORRIS
RUDY PILOUS
BUD POILE
ARTHUR M. WIRTZ
WILLIAM W. WIRTZ

INDUCTED


1996
2015
1974
1985
1963
1962
1958
1985
1990
1971
1976

FOSTER HEWITT MEMORIAL AWARD

LLOYD PETTIT
PAT FOLEY

AWARDED

1986
2014



DOUG
BENTLEY

HALL OF FAME INDUCTEES



UNITED STATES HOCKEY HALL OF FAME

801 HAT TRICK AVE., P.O. BOX 657, EVELETH, MN 55734 PH: 218-744-5167

PLAYERS

CLARENCE ABEL
TONY AMONTE
FRANK BRIMSEK
CHRIS CHELIOS
CARL "CULLY" DAHLSTROM
VICTOR DESJARDINS
VICTOR HEYLIGER
PHIL HOUSLEY
VIRGIL JOHNSON
MICHAEL KARAKAS
SAM LOPRESTI
JOHN MARIUCCI
EDDIE OLCZYK
FIDO PURPUR
JEREMY ROENICK
DOC ROMNES
GARY SUTER

YEARS

1929-34
1994-02
1949-50
1990-99
1937-45
1930-31
1937-43
2001-03
1937-45
1935-46
1940-42
1940-48
1984-87, 1998-2000
1941-45
1988-96
1930-38
1994-98

INDUCTED

1973
2009
1973
2011
1973
1974
1974
2004
1974
1973
1973
1973
2012
1974
2010
1973
2011

COACHES

WILLIAM J. STEWART

ADMINISTRATORS

WILLIAM W. WIRTZ

YEARS

1937-39

INDUCTED

1982

INDUCTED

1984

EDDIE
OLCZYK 16





FIRST TEAM ALL-STARS

GOALTENDER

CHARLIE GARDINER	1931, 1932, 1934
LORNE CHABOT	1935
GLENN HALL	1958, 1960, 1963, 1964, 1966
TONY ESPOSITO	1970, 1972, 1980
ED BELFOUR	1991, 1993

DEFENSEMAN

LIONEL CONACHER	1934
EARL SEIBERT	1942, 1943, 1944
PIERRE PILOTE	1963, 1964, 1965, 1966, 1967
DOUG WILSON	1982
CHRIS CHELIOS	1993, 1995, 1996
DUNCAN KEITH	2010, 2014

CENTER

MAX BENTLEY	1946
STAN MIKITA	1962, 1963, 1964
	1966, 1967, 1968

LEFT WING

PAUL THOMPSON	1938
DOUG BENTLEY	1943, 1944, 1947
ROY CONACHER	1949
BOBBY HULL	1960, 1962, 1964, 1965, 1966
	1967, 1968, 1969, 1970, 1972

RIGHT WING

KEN WHARRAM	1964, 1967
PATRICK KANE	2010

COACH*

PAUL THOMPSON	1940
---------------	------

SECOND TEAM ALL-STARS

GOALTENDER

CHARLIE GARDINER	1933
MIKE KARAKAS	1945
GLENN HALL	1961, 1962, 1967
TONY ESPOSITO	1973, 1974
ED BELFOUR	1995

DEFENSEMAN

ART COULTER	1935
EARL SEIBERT	1936, 1937, 1938, 1939, 1940, 1941
BILL GADSBY	1953, 1954
PIERRE PILOTE	1960, 1961, 1962
ELMER "MOOSE" VASKO	1963-64
PAT STAPLETON	1966, 1971, 1972
BILL WHITE	1972, 1973, 1974
DOUG WILSON	1985, 1990
CHRIS CHELIOS	1991, 1997

CENTER

MAX BENTLEY	1947
DOUG BENTLEY	1949
ED LITZENBERGER	1957
STAN MIKITA	1965, 1970
DENIS SAVARD	1983
JONATHAN TOEWS	2013

LEFT WING

PAUL THOMPSON	1936
JOHN GOTTSSELIG	1939
GAYE STEWART	1948
BOBBY HULL	1963, 1971
DENNIS HULL	1973

RIGHT WING

BILL MOSIENKO	1945, 1946
BUD POILE	1948

COACH*

DICK IRVIN	1931
PAUL THOMPSON	1942
JOHN GOTTSSELIG	1946

CURRENT PLAYERS IN **BOLD RED**.

* 1946 WAS THE LAST YEAR THAT COACHES WERE SELECTED TO ALL-STAR TEAMS.

VOTING FOR THE ALL-STAR TEAM IS CONDUCTED AMONG REPRESENTATIVES OF THE PROFESSIONAL HOCKEY WRITERS ASSOCIATION.

2015 CUP

LEADERSHIP

PLAYERS

2014-15

OPPONENTS

TRADITION

RECORDS

PLAYOFFS

HISTORY

MINORS

NHL

MEDIA

2015 CUP	LEADERSHIP	PLAYERS	2014-15	OPPONENTS	TRADITION	RECORDS	PLAYOFFS	HISTORY	MINORS	NHL	MEDIA
----------	------------	---------	---------	-----------	-----------	---------	----------	---------	--------	-----	-------



SECOND NHL ALL-STAR GAME, NOV. 3, 1948

NHL ALL-STARS 3, TORONTO MAPLE LEAFS 1

The second annual NHL All-Star Game was a preseason match-up between the reigning champion Toronto Maple Leafs and the NHL All-Stars, which included three Blackhawks (Doug Bentley, Bud Poile and Gaye Stewart). Nineteen-year-old Gordie Howe made the first of his 23 All-Star Game appearances in the game and received a major penalty for fighting.

DID YOU KNOW? Max Bentley, whom the Blackhawks traded to Toronto the year before, returned to Chicago as a member of the Maple Leafs. With the defeat, it was the first time Bentley departed Chicago with a loss as a member of the Leafs.

15TH NHL ALL-STAR GAME, OCT. 7, 1961

NHL ALL-STARS 3, CHICAGO BLACKHAWKS 1

Having won the 1961 Stanley Cup, Chicago was pitted against the NHL All-Stars led by Gordie Howe and Alex Delvecchio, who each registered a goal and an assist in the game. Eric Nesterenko tallied the lone Chicago goal in the loss.

DID YOU KNOW? Though he was part of the Stanley Cup championship team, Stan Mikita did not dress for the Blackhawks in the All-Star Game.

27TH NHL ALL-STAR GAME, JAN. 29, 1974

WEST DIVISION ALL-STARS 6, EAST DIVISION ALL-STARS 4

With six players in the game, the Blackhawks led all teams in All-Star Game participants. A capacity crowd packed the old Chicago Stadium as Blackhawks goalie Tony Esposito earned the win in the West's come-from-behind victory.

DID YOU KNOW? At their request, Pit Martin, Jim Pappin and Dennis Hull — the members of the Blackhawks famed MPH Line — were introduced as a line rather than individuals during pregame introductions.

42ND NHL ALL-STAR GAME, JAN. 19, 1991

CAMPBELL CONFERENCE 11, WALES CONFERENCE 5

Blackhawks defenseman Chris Chelios netted a goal, but St. Louis' Adam Oates (G, 4A) and Toronto's Vincent Damphousse (4G) stole the show for the victorious Campbell Conference All-Stars.

DID YOU KNOW? The most famous national anthem in Chicago Stadium history was sung before the contest. Anthem singer Wayne Messmer's vocals were nearly drowned out by the 18,472 cheering fans who showed their support for the troops in Operation Desert Storm, which had begun three days earlier.

CHICAGO STADIUM HISTORY

Opened on March 28, 1929, the Chicago Stadium served host to numerous sporting events, concerts and political conventions. Built at a cost of \$7 million, the Madhouse on Madison served as the home of the Chicago Bulls (1967-1994) and the Chicago Blackhawks (1929-1994) through the end of their respective seasons in 1994.

Over the years, the Stadium played host to the NBA, the NHL, the NASL and MISL, and even the NFL. On Dec. 15, 1930, the Chicago Bears and the St. Louis Cardinals played the NFL's first indoor football game on an 80-yard field. The game, played as an exhibition contest that the Bears won 9-7, served as a charity game to aid those affected by the Great Depression. Just over two years later, on Dec. 18, 1932, the Bears returned to play the Portsmouth (Ohio) Spartans in the 1932 NFL Championship Game. In front of 11,198 fans, Bronko Nagurski found Red Grange on a two-yard touchdown pass to help lead the Bears to a 9-0 win and claim the NFL Championship.

For 65 years, the Chicago Blackhawks called historic Chicago Stadium home. After playing their inaugural season at International Amphitheatre in 1966-67, the Chicago Bulls moved to the West side in the fall of 1967. Between the two teams, the Stadium hosted 10 Stanley Cup Finals and three NBA Finals. The Stadium, which was located at 1800 W. Madison St., was demolished in February 1995.



CHICAGO STADIUM FACTS AND FIGURES

Seating capacity.....	18,676 for basketball and 17,317 for hockey
First sporting event.....	Tommy Loughran defended his light heavyweight title against Mickey Walker before 14,554 fans on March 28, 1929
First Bulls game.....	St. Louis Hawks defeated the Bulls 104-98 on Feb. 11, 1967
Last Bulls game.....	Game 6 of the Eastern Conference Semifinals, a 93-79 Bulls win over the New York Knicks on May 20, 1994
Largest Bulls game.....	21,652 on April 8, 1977 against the Houston Rockets
First Blackhawks game.....	3-1 victory over the Pittsburgh Pirates on Dec. 15, 1929
Last Blackhawks game.....	Game 6 of the Conference Quarterfinals, a 1-0 defeat to the Toronto Maple Leafs on April 28, 1994
Largest Blackhawks game.....	20,069 on April 10, 1982 vs. the Minnesota North Stars
Smallest Blackhawks game.....	527 on Jan. 26, 1978 vs. Cleveland Barons
Championships won at the Stadium.....	1934 Stanley Cup, 1938 Stanley Cup, 1992 NBA Finals

- Site of the 1973 and 1988 NBA All-Star Games, and the NHL All-Star Games in 1948, 1961, 1974 and 1991
- Hosted the funeral of Chicago Mayor Anton J. Cermak on March 10, 1933
- Hosted the Democratic National Convention in 1932, 1940 and 1944, as well as the Republican National Convention in 1932 and 1944
- Home of the "famous" 3,663-pipe Barton organ
- Was the first major arena equipped with an air-conditioning system

2015 CUP

LEADERSHIP

PLAYERS

2014-15

OPPONENTS

TRADITION

RECORDS

PLAYOFFS

HISTORY

MINORS

NHL

MEDIA

STAY CONNECTED




OFFICIAL CHICAGO BLACKHAWKS APPS
AVAILABLE NOW FOR iOS AND ANDROID




CHICAGO BLACKHAWKS

RECORDS

FRANCHISE LEADERS



STAN MIKITA



BOBBY HULL




DENIS SAVARD

GAMES PLAYED IN A BLACKHAWKS UNIFORM

RK.	NAME	GAMES PLAYED	SEASONS
1	STAN MIKITA	1,394	22
2	BOBBY HULL	1,036	15
3	ERIC NESTERENKO	1,013	16
4	BOB MURRAY	1,008	15
5	DOUG WILSON	938	14
6	DENNIS HULL	904	13
7	STEVE LARMER	891	12
8	DENIS SAVARD	881	13
9	TONY ESPOSITO	873	15
10	CHICO MAKI	841	15
11	PIERRE PILOTE	821	13
12	CLIFF KOROLL	814	14
13	KEITH BROWN	812	14
14	KEN WHARRAM	766	14
	DUNCAN KEITH	766	10
16	BRENT SEABROOK	763	10
17	HAROLD "MUSH" MARCH	759	17
18	PIT MARTIN	740	11
19	DOUG JARRETT	721	11
20	BILL MOSIENKO	711	14
21	TROY MURRAY	688	12
22	PATRICK SHARP	679	10
23	CHRIS CHELIOS	664	9
24	JOHN MARKS	657	10
25	ELMER VASKO	641	10
26	TONY AMONTE	627	9
27	GLENN HALL	618	10
28	ERIC DAZE	601	11
29	JOHN GOTTSSELIG	589	16
	KEITH MAGNUSON	589	11
31	PATRICK KANE	576	8

RK.	NAME	GAMES PLAYED	SEASONS
32	GRANT MULVEY	574	9
33	JONATHAN TOEWS	565	8
34	DOUG BENTLEY	546	8
	DIRK GRAHAM	546	12
36	PAT STAPLETON	545	8
37	ALEX ZHAMNOV	528	8
38	JEREMY ROENICK	524	8
39	J.P. BORDELEAU	519	9
40	BILL HAY	506	8
41	PHIL RUSSELL	504	7
42	JIM PAPPIN	488	7
43	TOM LYSIAK	474	8
44	NIKLAS HJALMARSSON	469	8
45	BILL GADSBY	468	9
46	AL SECORD	466	8
47	BOB PROBERT	461	8
48	RON MURPHY	459	7
49	DARCY ROTA	448	6
50	ED LITZENBERGER	438	7
51	DAVE MANSON	431	7
52	RICK PATERSON	430	8
53	RICH PRESTON	429	7
54	BRENT SUTTER	417	7
55	DOUG MOHNS	415	7
	BILL WHITE	415	7
	ED BELFOUR	415	8
58	ART WIEBE	414	12
59	STEPHEN LUDZIK	413	8
60	DARRYL SUTTER	406	8


CURRENT PLAYERS IN **BOLD RED**.



STEVE LARMER



DENNIS HULL



DOUG WILSON

GOALS SCORED IN A BLACKHAWKS UNIFORM

RK.	NAME	GOALS	RK.	NAME	GOALS
1	BOBBY HULL	604	32	TOM LYSIAK	137
2	STAN MIKITA	541	33	BOB MURRAY	132
3	STEVE LARMER	406	34	STEVE SULLIVAN	118
4	DENIS SAVARD	377		PAUL THOMPSON	118
5	DENNIS HULL	298	36	DARCY ROTA	117
6	TONY AMONTE	268	37	DOUG MOHNS	116
7	JEREMY ROENICK	267	38	BILL HAY	113
8	BILL MOSIENKO	258	39	RED HAMILL	112
9	KEN WHARRAM	252		JOHN MARKS	112
10	PIT MARTIN	243	41	STEVE THOMAS	110
11	PATRICK SHARP	239	42	MAX BENTLEY	109
12	ERIC DAZE	226	43	RON MURPHY	105
13	DOUG WILSON	225	44	ROY CONACHER	102
14	JONATHAN TOEWS	223	45	J.P. BORDELEAU	97
15	DOUG BENTLEY	217	46	RICH PRESTON	96
16	JIM PAPPIN	216	47	ED BULLEY	94
17	AL SECORD	213		CURT FRASER	94
18	CLIFF KOROLL	208		GEORGE GEE	94
19	ERIC NESTERENKO	207	50	WAYNE PRESLEY	93
20	PATRICK KANE	205	51	CHRIS CHELIOS	92
21	TROY MURRAY	197		MICHEL GOULET	92
22	JOHN GOTTSSELIG	176	53	CARL DAHLSTROM	88
23	DARRYL SUTTER	161	54	GUS BODNAR	87
24	HAROLD "MUSH" MARCH	153	55	KYLE CALDER	85
25	DIRK GRAHAM	152	56	JOE MURPHY	83
26	GRANT MULVEY	148	57	CLINT SMITH	81
27	MARIAN HOSSA	147	58	TIM HIGGINS	79
28	ED LITZENBERGER	145	59	ADAM CREIGHTON	78
29	CHICO MAKI	143	60	EDDIE OLCZYK	77
30	IVAN BOLDIREV	140		PIERRE PILOTE	77
	ALEX ZHAMNOV	140			

CURRENT PLAYERS IN **BOLD RED**.

2015 CUP

LEADERSHIP

PLAYERS

2014-15

OPPONENTS

TRADITION

RECORDS

PLAYOFFS

HISTORY


MINORS

NHL

MEDIA

FRANCHISE LEADERS

2015 CUP	LEADERSHIP	PLAYERS	2014-15	OPPONENTS	TRADITION	RECORDS	PLAYOFFS	HISTORY	MINORS	NHL	MEDIA
----------	------------	---------	---------	-----------	-----------	---------	----------	---------	--------	-----	-------



PIERRE PILOTE



CHRIS CHELIOS



PIT MARTIN

ASSISTS IN A BLACKHAWKS UNIFORM

RK. NAME

- 1 STAN MIKITA
- 2 DENIS SAVARD
- 3 DOUG WILSON
- 4 BOBBY HULL
- 5 STEVE LARMER
- 6 PIERRE PILOTE
- 7 CHRIS CHELIOS
- 8 PIT MARTIN
- 9 BOB MURRAY
- 10 **PATRICK KANE**
- 11 DENNIS HULL
- 12 **DUNCAN KEITH**
- 13 JEREMY ROENICK
- 14 DOUG BENTLEY
- 15 CHICO MAKI
- 16 TROY MURRAY
- 17 ERIC NESTERENKO
- 18 PAT STAPLETON
- 19 ALEX ZHAMNOV
- 20 **JONATHAN TOEWS**
- 21 BILL MOSIENKO
- 22 KEN WHARRAM
- 23 TOM LYSIAK
- 24 TONY AMONTE
- 25 BILL HAY
- 26 **PATRICK SHARP**
- 27 KEITH BROWN
- 28 CLIFF KOROLL
- 29 **BRENT SEABROOK**
- 30 HAROLD "MUSH" MARCH
- 31 JIM PAPPIN

ASSISTS

- 926
- 719
- 554
- 549
- 517
- 400
- 395
- 384
- 382
- 352**
- 342
- 340**
- 329
- 314
- 292
- 291
- 288
- 286
- 284
- 283**
- 282
- 281
- 275
- 273
- 273
- 272**
- 266
- 254
- 247**
- 230
- 228

RK. NAME

- 32 ED LITZENBERGER
- 33 IVAN BOLDIREV
- JOHN GOTTSSELIG
- 35 DIRK GRAHAM
- 36 **MARIAN HOSSA**
- 37 STEVE SULLIVAN
- 38 DOUG JARRETT
- 39 PHIL RUSSELL
- 40 ERIC DAZE
- 41 JOHN MARKS
- DOUG MOHNS
- 43 AL SECORD
- 44 DICK REDMOND
- 45 ELMER VASKO
- 46 BILL WHITE
- 47 MAX BENTLEY
- 48 PAUL THOMPSON
- 49 BRENT SUTTER
- 50 GUS BODNAR
- 51 TERRY RUSKOWSKI
- 52 EARL SEIBERT
- 53 GRANT MULVEY
- 54 EDDIE OLCZYK
- 55 BILL GADSBY
- 56 GEORGE GEE
- 57 RON MURPHY
- RICHARD PRESTON
- 59 JEAN-PIERRE BORDELEAU
- GARY SUTER

ASSISTS

- 199
- 195
- 195
- 191
- 190**
- 185
- 178
- 176
- 172
- 163
- 163
- 159
- 156
- 153
- 149
- 147
- 146
- 143
- 142
- 138
- 134
- 133
- 132
- 131
- 130
- 127
- 127
- 126
- 126


CURRENT PLAYERS IN **BOLD RED**.



JEREMY ROENICK



TONY AMONTE



TROY MURRAY

POINTS SCORED IN A BLACKHAWKS UNIFORM

RK.	NAME	POINTS
1	STAN MIKITA	1,467
2	BOBBY HULL	1,153
3	DENIS SAVARD	1,096
4	STEVE LARMER	923
5	DOUG WILSON	779
6	DENNIS HULL	640
7	PIT MARTIN	627
8	JEREMY ROENICK	596
9	PATRICK KANE	557
10	TONY AMONTE	541
11	BILL MOSIENKO	540
12	KEN WHARRAM	533
13	DOUG BENTLEY	531
14	BOB MURRAY	514
15	PATRICK SHARP	511
16	JONATHAN TOEWS	506
17	ERIC NESTERENKO	495
18	TROY MURRAY	488
19	CHRIS CHELIOS	487
20	PIERRE PILOTE	477
21	CLIFF KOROLL	462
22	JIM PAPPIN	444
23	CHICO MAKI	435
	ALEX ZHAMNOV	424
25	DUNCAN KEITH	415
26	TOM LYSIAK	412
27	ERIC DAZE	398
28	BILL HAY	386
29	HAROLD "MUSH" MARCH	383
	AL SECORD	372
31	JOHN GOTTSSELIG	371
32	ED LITZENBERGER	344
33	DIRK GRAHAM	343

RK.	NAME	POINTS
34	MARIAN HOSSA	337
35	IVAN BOLDIREV	335
36	KEITH BROWN	330
37	PAT STAPLETON	327
38	BRENT SEABROOK	318
39	STEVE SULLIVAN	303
40	GRANT MULVEY	281
41	DOUG MOHNS	279
	DARRYL SUTTER	279
43	JOHN MARKS	275
44	PAUL THOMPSON	264
45	MAX BENTLEY	256
46	RON MURPHY	252
47	STEVE THOMAS	230
48	GUS BODNAR	229
	PHIL RUSSELL	229
50	ROY CONACHER	227
	DICK REDMOND	227
	DARCY ROTA	227
53	GEORGE GEE	224
54	J.P. BORDELEAU	223
	RICH PRESTON	223
56	BRENT SUTTER	219
	DOUG JARRETT	216
58	CURT FRASER	214
59	KYLE CALDER	210
60	EDDIE OLCZYK	209
61	MICHEL GOULET	207
62	CARL DAHLSTROM	206
63	CLINT SMITH	202
64	TED BULLEY	196
65	RED HAMILL	192

CURRENT PLAYERS IN **BOLD RED**.

2015 CUP

LEADERSHIP

PLAYERS

2014-15

OPPONENTS

TRADITION

RECORDS

PLAYOFFS

HISTORY

MINORS

NHL

MEDIA

SCORING LEADERS

2015 CUP	LEADERSHIP	PLAYERS	2014-15	OPPONENTS	TRADITION	RECORDS	PLAYOFFS	HISTORY	MINORS	NHL	MEDIA
----------	------------	---------	---------	-----------	-----------	---------	----------	---------	--------	-----	-------

SEASON

1926-27	BABE DYE	25
1927-28	MICKEY MACKAY	17
1928-29	VIC RIPLEY	11
1929-30	JOHN GOTTSSELIG	21
1930-31	JOHN GOTTSSELIG	20
1931-32	JOHN GOTTSSELIG	13
1932-33	PAUL THOMPSON	13
1933-34	PAUL THOMPSON	20
1934-35	JOHN GOTTSSELIG	19
1935-36	PAUL THOMPSON	17
1936-37	PAUL THOMPSON	17
1937-38	PAUL THOMPSON	22
1938-39	JOHN GOTTSSELIG	16
1939-40	CARL "CULLY" DAHLSTROM	11
1940-41	GEORGE ALLEN	14
1941-42	RED HAMILL	24
1942-43	DOUG BENTLEY	33
1943-44	DOUG BENTLEY	38
1944-45	BILL MOSIENKO	28
1945-46	MAX BENTLEY	31
1946-47	MAX BENTLEY	29
1947-48	GAYE STEWART	27
1948-49	ROY CONACHER	26
1949-50	METRO PRYSTAI	29
1950-51	ROY CONACHER	26
1951-52	BILL MOSIENKO	31
1952-53	JIM MCFADDEN	23
1953-54	PETE CONACHER	19
1954-55	ED LITZENBERGER	23
1955-56	JOHN WILSON	24
1956-57	ED LITZENBERGER	32
1957-58	ED LITZENBERGER	32
1958-59	ED LITZENBERGER	33
1959-60	BOBBY HULL	39
1960-61	BOBBY HULL	31
1961-62	BOBBY HULL	50
1962-63	BOBBY HULL/STAN MIKITA	31
1963-64	BOBBY HULL	43
1964-65	BOBBY HULL	39
1965-66	BOBBY HULL	54
1966-67	BOBBY HULL	52
1967-68	BOBBY HULL	44
1968-69	BOBBY HULL	58

GOALS

ASSISTS

DICK IRVIN	18
RABBIT MCVEIGH	7
ERNEST "TY" ARBOUR	4
TOMMY COOK	16
TOMMY COOK	14
JOHN GOTTSSELIG	15
PAUL THOMPSON	20
PAUL THOMPSON	16
PAUL THOMPSON	23
ELWIN "DOC" ROMNES	25
PAUL THOMPSON	18
P. THOMPSON/E. ROMNES	22
JOHN GOTTSSELIG	23
CARL "CULLY" DAHLSTROM	19
BILL THOMS	19
BILL THOMS	30
MAX BENTLEY	44
CLINT SMITH	49
CLINT SMITH	31
MAX BENTLEY/BILL MOSIENKO	30
MAX BENTLEY	43
DOUG BENTLEY	37
DOUG BENTLEY	43
BEP GUIDOLIN	34
JIM CONACHER	27
GEORGE GEE	31
CAL GARDNER	24
LARRY WILSON	33
GEORGE SULLIVAN	42
ED LITZENBERGER	29
ED LITZENBERGER	32
BOB HULL	34
ED LITZENBERGER	44
BOBBY HULL	42
BILL HAY	48
BILL HAY/STAN MIKITA	52
STAN MIKITA	45
STAN MIKITA	50
STAN MIKITA	59
STAN MIKITA	48
STAN MIKITA	62
STAN MIKITA	47
STAN MIKITA	67

TOTAL POINTS

DICK IRVIN	36
MICKEY MACKAY	21
VIC RIPLEY	13
TOMMY COOK	30
JOHN GOTTSSELIG	32
JOHN GOTTSSELIG	28
PAUL THOMPSON	33
PAUL THOMPSON	36
PAUL THOMPSON	39
PAUL THOMPSON	40
PAUL THOMPSON	35
PAUL THOMPSON	44
JOHN GOTTSSELIG	39
CARL "CULLY" DAHLSTROM	30
BILL THOMS	32
BILL THOMS	45
DOUG BENTLEY	73
DOUG BENTLEY	77
BILL MOSIENKO	54
MAX BENTLEY	61
MAX BENTLEY	72
DOUG BENTLEY	57
ROY CONACHER	68
ROY CONACHER	56
ROY CONACHER	50
BILL MOSIENKO	53
JIM MCFADDEN	44
LARRY WILSON	42
GEORGE SULLIVAN	61
GEORGE SULLIVAN	40
ED LITZENBERGER	64
ED LITZENBERGER	62
ED LITZENBERGER	77
BOBBY HULL	81
BILL HAY	59
BOBBY HULL	84
STAN MIKITA	76
STAN MIKITA	89
STAN MIKITA	87
BOBBY HULL	97
STAN MIKITA	97
STAN MIKITA	87
BOBBY HULL	107

***BOLD** INDICATES PLAYER WHO LED THE LEAGUE IN SCORING.

SEASON	GOALS	ASSISTS	TOTAL POINTS
1969-70	STAN MIKITA 39	STAN MIKITA 47	STAN MIKITA 86
1970-71	BOBBY HULL 44	BOBBY HULL 52	BOBBY HULL 96
1971-72	BOBBY HULL 50	PIT MARTIN 51	BOBBY HULL 93
1972-73	JIM PAPPIN 41	PIT MARTIN 61	JIM PAPPIN 92
1973-74	JIM PAPPIN 32	STAN MIKITA 50	STAN MIKITA 80
1974-75	STAN MIKITA/JIM PAPPIN 36	STAN MIKITA 50	STAN MIKITA 86
1975-76	PIT MARTIN 32	DALE TALLON 47	PIT MARTIN 71
1976-77	IVAN BOLDIREV/DARCY ROTA 24	IVAN BOLDIREV 38	IVAN BOLDIREV 62
1977-78	IVAN BOLDIREV 35	IVAN BOLDIREV 45	IVAN BOLDIREV 80
1978-79	IVAN BOLDIREV 29	STAN MIKITA 36	IVAN BOLDIREV 64
1979-80	GRANT MULVEY 39	TERRY RUSKOWSKI 55	TERRY RUSKOWSKI 70
1980-81	DARRYL SUTTER 40	TOM LYSIAK 55	TOM LYSIAK 76
1981-82	AL SECORD 44	DENIS SAVARD 87	DENIS SAVARD 119
1982-83	AL SECORD 54	DENIS SAVARD 86	DENIS SAVARD 121
1983-84	DENIS SAVARD 37	DENIS SAVARD 57	DENIS SAVARD 94
1984-85	STEVE LARMER 46	DENIS SAVARD 67	DENIS SAVARD 105
1985-86	DENIS SAVARD 47	DENIS SAVARD 69	DENIS SAVARD 116
1986-87	DENIS SAVARD 40	STEVE LARMER 56	DENIS SAVARD 90
1987-88	DENIS SAVARD 44	DENIS SAVARD 87	DENIS SAVARD 131
1988-89	STEVE LARMER 43	DENIS SAVARD 59	STEVE LARMER 87
1989-90	STEVE THOMAS 40	STEVE LARMER 59	STEVE LARMER 90
1990-91	STEVE LARMER 44	STEVE LARMER 57	STEVE LARMER 101
1991-92	JEREMY ROENICK 53	JEREMY ROENICK 50	JEREMY ROENICK 103
1992-93	JEREMY ROENICK 50	CHRIS CHELIOS 58	JEREMY ROENICK 107
1993-94	JEREMY ROENICK 46	JEREMY ROENICK 61	JEREMY ROENICK 107
1994-95	JOE MURPHY 23	CHRIS CHELIOS 33	BERNIE NICHOLLS 51
1995-96	JEREMY ROENICK 32	CHRIS CHELIOS 58	CHRIS CHELIOS 72
1996-97	TONY AMONTE 41	ALEX ZHAMNOV 42	TONY AMONTE 77
1997-98	TONY AMONTE/ERIC DAZE 31	TONY AMONTE 42	TONY AMONTE 73
1998-99	TONY AMONTE 44	ALEX ZHAMNOV 41	TONY AMONTE 75
1999-2000	TONY AMONTE 43	STEVE SULLIVAN 42	TONY AMONTE 84
2000-01	TONY AMONTE 35	STEVE SULLIVAN 41	STEVE SULLIVAN 75
2001-02	ERIC DAZE 38	MICHAEL NYLANDER 46	ERIC DAZE 70
2002-03	STEVE SULLIVAN 26	ALEX ZHAMNOV 43	STEVE SULLIVAN 61
2003-04	TUOMO RUUTU 23	BRYAN BERARD 34	TYLER ARNASON 55
2004-05		-SEASON CANCELED -	
2005-06	KYLE CALDER 26	KYLE CALDER 33	KYLE CALDER 59
2006-07	MARTIN HAVLAT 25	MARTIN HAVLAT 32	MARTIN HAVLAT 57
2007-08	PATRICK SHARP 36	PATRICK KANE 51	PATRICK KANE 72
2008-09	JONATHAN TOEWS 34	MARTIN HAVLAT 48	MARTIN HAVLAT 77
2009-10	PATRICK KANE 30	PATRICK KANE 58	PATRICK KANE 88
2010-11	PATRICK SHARP 34	PATRICK KANE 46	JONATHAN TOEWS 76
2011-12	PATRICK SHARP 33	MARIAN HOSSA 48	MARIAN HOSSA 77
2012-13	PATRICK KANE/JONATHAN TOEWS 23	PATRICK KANE 32	PATRICK KANE 55
2013-14	PATRICK SHARP 34	DUNCAN KEITH 55	PATRICK SHARP 78
2014-15	JONATHAN TOEWS 28	MARIAN HOSSA 39	JONATHAN TOEWS 66

2015 CUP
LEADERSHIP
PLAYERS
2014-15
OPPONENTS
TRADITION
RECORDS
PLAYOFFS
HISTORY
MINORS
NHL
MEDIA

SINGLE-SEASON LEADERS



BOBBY
HULL 9

GOALS

RK	G	PLAYER	SEASON
1	58	BOBBY HULL	1968-69
2	54	BOBBY HULL	1965-66
	54	AL SECORD	1982-83
4	53	JEREMY ROENICK	1991-92
5	52	BOBBY HULL	1966-67
6	50	BOBBY HULL	1961-62
	50	BOBBY HULL	1971-72
	50	JEREMY ROENICK	1992-93
9	47	DENIS SAVARD	1985-86
10	46	STEVE LARMER	1984-85
	46	JEREMY ROENICK	1993-94
12	45	TROY MURRAY	1985-86
13	44	BOBBY HULL	1967-68
	44	BOBBY HULL	1970-71
	44	AL SECORD	1981-82
	44	DENIS SAVARD	1987-88
	44	STEVE LARMER	1990-91
	44	TONY AMONTE	1998-99
19	43	BOBBY HULL	1963-64
	43	STEVE LARMER	1982-83
	43	RICK VAIVE	1987-88
	43	STEVE LARMER	1988-89
	43	TONY AMONTE	1999-2000
24	41	JIM PAPPIN	1972-73
	41	STEVE LARMER	1987-88
	41	JEREMY ROENICK	1990-91
	41	TONY AMONTE	1996-97
28	40	STAN MIKITA	1967-68
	40	DENNIS HULL	1970-71
	40	DARRYL SUTTER	1980-81
	40	AL SECORD	1985-86
	40	DENIS SAVARD	1986-87
	40	STEVE THOMAS	1989-90

POINTS

RK	PTS	PLAYER	SEASON
1	131	DENIS SAVARD	1987-88
2	121	DENIS SAVARD	1982-83
3	119	DENIS SAVARD	1981-82
4	116	DENIS SAVARD	1985-86
5	107	BOBBY HULL	1968-69
	107	JEREMY ROENICK	1992-93
	107	JEREMY ROENICK	1993-94
8	105	DENIS SAVARD	1984-85
9	103	JEREMY ROENICK	1991-92
10	101	STEVE LARMER	1990-91
11	99	TROY MURRAY	1985-86
12	97	BOBBY HULL	1965-66
	97	STAN MIKITA	1966-67
	97	STAN MIKITA	1968-69
15	96	BOBBY HULL	1970-71
16	94	DENIS SAVARD	1983-84
	94	JEREMY ROENICK	1990-91
18	93	BOBBY HULL	1971-72
19	92	JIM PAPPIN	1972-73
20	90	PIT MARTIN	1972-73
	90	DENNIS HULL	1972-73
	90	STEVE LARMER	1982-83
	90	DENIS SAVARD	1986-87
	90	STEVE LARMER	1989-90
25	89	STAN MIKITA	1963-64
	89	STEVE LARMER	1987-88
27	88	PATRICK KANE	2009-10
28	87	BOBBY HULL	1963-64
	87	STAN MIKITA	1964-65
	87	STAN MIKITA	1967-68
	87	STEVE LARMER	1988-89

CURRENT PLAYERS IN **BOLD RED**.



DUNCAN
KEITH 2

ASSISTS

RK	A	PLAYER	SEASON
1	87	DENIS SAVARD	1981-82
	87	DENIS SAVARD	1987-88
3	86	DENIS SAVARD	1982-83
4	69	DENIS SAVARD	1985-86
5	67	STAN MIKITA	1968-69
	67	DENIS SAVARD	1984-85
7	62	STAN MIKITA	1966-67
8	61	PIT MARTIN	1972-73
	61	JEREMY ROENICK	1993-94
10	59	STAN MIKITA	1964-65
	59	DENIS SAVARD	1988-89
	59	STEVE LARMER	1989-90
13	58	CHRIS CHELIOS	1992-93
	58	CHRIS CHELIOS	1995-96
	58	PATRICK KANE	2009-10
15	57	DENIS SAVARD	1983-84
	57	STEVE LARMER	1990-91
	57	JEREMY ROENICK	1992-93
18	56	STAN MIKITA	1972-73
	56	STEVE LARMER	1986-87
20	55	TERRY RUSKOWSKI	1979-80
	55	TOM LYSIAK	1980-81
	55	DUNCAN KEITH	2009-10
	55	DUNCAN KEITH	2013-14
24	54	DOUG WILSON	1984-85
	54	TROY MURRAY	1985-86
26	53	DENIS SAVARD	1989-90
	53	JEREMY ROENICK	1990-91
28	52	STAN MIKITA	1961-62
	52	BILL HAY	1961-62
	52	BOBBY HULL	1970-71
	52	CHRIS CHELIOS	1990-91

PENALTY MINUTES

RK	PIM	PLAYER	SEASON
1	408	MIKE PELLUSO	1991-92
2	352	DAVE MANSON	1988-89
3	326	BOB PROBERT	1996-97
4	320	MIKE PELLUSO	1990-91
5	313	BRYAN MARCHMENT	1992-93
6	304	STEVE SMITH	1991-92
7	303	AL SECORD	1981-82
	303	WAYNE VAN DORP	1989-90
9	301	DAVE MANSON	1989-90
10	291	KEITH MAGNUSON	1970-71
11	282	CHRIS CHELIOS	1992-93
12	260	PHIL RUSSELL	1974-75
13	252	TERRY RUSKOWSKI	1979-80
14	246	DAVE HUTCHISON	1981-82
15	245	CHRIS CHELIOS	1991-92
16	237	BOB PROBERT	1995-96
17	234	STU GRIMSON	1991-92
18	233	ENRICO CICCONE	1996-97
	233	PHIL RUSSELL	1976-77
20	225	TERRY RUSKOWSKI	1980-81
21	224	ADAM CREIGHTON	1989-90
22	214	DUANE SUTTER	1988-89
	214	STEVE SMITH	1992-93
	214	ADAM BURISH	2007-08
24	213	KEITH MAGNUSON	1969-70
25	212	GARY NYLUND	1987-88
	212	CHRIS CHELIOS	1993-94
27	206	AL SECORD	1986-87
	206	BOB PROBERT	1998-99
29	204	GLEN COCHRANE	1987-88
30	204	BOB MCGILL	1989-90

CURRENT PLAYERS IN **BOLD RED**.

2015 CUP	LEADERSHIP	PLAYERS	2014-15	OPPONENTS	TRADITION	RECORDS	PLAYOFFS	HISTORY	MINORS	NHL	MEDIA
----------	------------	---------	---------	-----------	-----------	---------	----------	---------	--------	-----	-------

ALL-TIME HAT TRICK LEADERS

2015 CUP	LEADERSHIP	PLAYERS	2014-15	OPPONENTS	TRADITION	RECORDS	PLAYOFFS	HISTORY	MINORS	NHL	MEDIA
----------	------------	---------	---------	-----------	-----------	---------	----------	---------	--------	-----	-------

NAME	3GG	4GG	5GG	TOT
BOBBY HULL	24	4	0	28
STAN MIKITA	14	2	0	16
DENIS SAVARD	11	0	0	11
STEVE LARMER	9	0	0	9
DOUG BENTLEY	6	2	0	8
JIM PAPPIN	7	0	0	7
JEREMY ROENICK	4	2	0	6
AL SECORD	4	2	0	6
ERIC DAZE	5	1	0	6
TONY AMONTE	6	0	0	6
GRANT MULVEY	4	0	1	5
MAX BENTLEY	4	1	0	5
PIT MARTIN	4	1	0	5
BILL MOSIENKO	4	1	0	5
KEN WHARRAM	5	0	0	5
STEVE THOMAS	3	1	0	4
TROY MURRAY	4	0	0	4
PATRICK SHARP	4	0	0	4
BERNIE NICHOLLS	1	2	0	3
BRIAN NOONAN	2	1	0	3
DARRYL SUTTER	2	1	0	3
PAUL THOMPSON	2	1	0	3
IVAN BOLDIREV	3	0	0	3
TED BULLEY	3	0	0	3
MICHEL GOULET	3	0	0	3
CLIFF KOROLL	3	0	0	3
DARCY ROTA	3	0	0	3
ROY CONACHER	3	0	0	3
JONATHAN TOEWS	3	0	0	3
RICK VAIVE	3	0	0	3
JOHN GOTTSSELIG	1	1	0	2
ALEX KALETA	1	1	0	2
TYLER ARNASON	2	0	0	2
TOM COOK	2	0	0	2
CULLY DAHLSTROM	2	0	0	2
JEFF HAMILTON	2	0	0	2
DENNIS HULL	2	0	0	2
REG KERR	2	0	0	2
JOCELYN LEMIEUX	2	0	0	2
ED LITZENBERGER	2	0	0	2
TOM LYSIAK	2	0	0	2
DOUG MOHNS	2	0	0	2
STEVE SULLIVAN	2	0	0	2
PLAYERS WITH ONE HAT TRICK	39	5	0	44
TOTALS	215	29	1	245

CURRENT PLAYERS IN **BOLD RED**.

MULTIPLE HAT TRICKS IN ONE GAME

PLAYER	OPP	DATE
DOUG BENTLEY, BILL THOMS	NYR	02/07/43
DOUG BENTLEY, MAX BENTLEY	@ NYR	02/26/47
BOBBY HULL, STAN MIKITA	@ BOS	01/31/63
KEN WHARRAM, STAN MIKITA	DET	02/18/68
AL SECORD, TROY MURRAY	PIT	01/01/86
STEVE SULLIVAN, ERIC DAZE	BOS	03/09/03

BLACKHAWKS 4+ GOAL GAMES

PLAYER	OPPONENT	DATE
FRANK INGRAM (4)	PHI QU	01/01/31
PAUL THOMPSON (4)	TOR	02/03/32
JOHN GOTTSSELIG (4)	@ NYA	01/09/36
MAX BENTLEY (4)	NYR	01/28/43
DOUG BENTLEY (4)	@ NYR	02/22/44
CLINT SMITH (4)	MTL	03/04/45
ALEX KALETA (4)	@ TOR	01/26/46
DOUG BENTLEY (4)	@ NYR	02/26/47
JIM CONACHER (4)	NYR	11/25/48
BILL MOSIENKO (4)	@ DET	11/27/48
JACK MCINTYRE (4)	@ TOR	11/17/56
BOBBY HULL (4)	TOR	02/21/60
BOBBY HULL (4)	@ DET	02/01/62
BOBBY HULL (4)	BOS	12/15/65
BOBBY HULL (4)	NYR	01/16/66
STAN MIKITA (4)	PIT	12/06/67
PIT MARTIN (4)	DET	03/30/69
STAN MIKITA (4)	STL	12/16/70
AL SECORD (4)	TOR	11/01/81
GRANT MULVEY (5)	STL	02/03/82
DARRYL SUTTER (4)	QUE	12/12/82
AL SECORD (4)	TOR	01/07/87
STEVE THOMAS (4)	NJD	03/22/90
JEREMY ROENICK (4)	@ NYI	12/07/91
BRIAN NOONAN (4)	DET	12/29/91
JEREMY ROENICK (4)	WPG	02/24/94
BERNIE NICHOLLS (4)	@ VAN	02/05/95
BERNIE NICHOLLS (4)	@ LAK	02/28/95
ERIC DAZE (4)	@ FLA	03/15/98
MICHAEL NYLANDER (4)	@ BOS	12/04/99

BLACKHAWKS WITH ONE CAREER HAT TRICK

ADAM BROWN	DAN MALONEY
DUSTIN BYFUGLIEN	HAROLD "MUSH" MARCH
JIM CONACHER	NICK MICKOSKI
PETE CONACHER	EARL MILLER
ADAM CREIGHTON	AB McDONALD
J.P. DUMONT	JACK MCINTYRE
CURT FRASER	ERIC NESTERENKO
GEORGE GEE	MICHAEL NYLANDER
DIRK GRAHAM	RICK PATERSON
RED HAMILL	WAYNE PRESLEY
GEORGE HAY	FIDO PURPUR
KEN HODGE	DICK REDMOND
PETE HORECK	DOC ROMNES
FRANK INGRAM	RON SEDLBAUER
REGIS "PEP" KELLY	ART SOMERS
BILL KENDALL	CLINT SMITH
ANDREW LADD	VIKTOR STALBERG
HECTOR LALANDE	GAYE STEWART
WILDER LAROCHELLE	BILL THOMS
TONY LESWICK	DOUG WILSON
TED LINDSAY	JOHN WILSON
STEVE LUDZIK	ALEX ZHAMNOV

ALL-TIME HAT TRICKS

NO.	NAME	DATE	TEAM
1	GEORGE HAY	02/19/27	DET *
2	ART SOMERS	11/21/29	OTT
3	EARL MILLER	12/08/29	NYA
4	FRANK INGRAM (4)	01/01/31	PHI QU
5	TOMMY COOK	02/05/31	PHI QU
6	PAUL THOMPSON (4)	02/03/32	TOR
7	TOMMY COOK	03/04/32	NYA
8	PAUL THOMPSON	01/01/33	MTL
9	BILL KENDALL	12/17/33	MTL
10	DOC ROMNES	03/05/35	NYA
11	HAROLD "MUSH" MARCH	03/16/35	@ BOS
12	JOHN GOTTSSELIG (4)	01/09/36	@ NYA
13	REGIS "PEP" KELLY	01/26/37	@ NYA
14	WILDER LAROCHELLE	01/28/37	@ MTL
15	PAUL THOMPSON	03/18/37	@ NYA
16	JOHN GOTTSSELIG	11/13/38	MTL
17	DOUG BENTLEY	12/04/41	MTL
18	RED HAMILL	01/08/42	MTL
19	DOUG BENTLEY	11/19/42	DET
20	MAX BENTLEY	12/06/42	MTL
21	MAX BENTLEY (4)	01/28/43	NYR
22	DOUG BENTLEY	02/07/43	NYR
23	BILL THOMS	02/07/43	NYR
24	CULLY DAHLSTROM	11/14/43	NYR
25	DOUG BENTLEY	11/25/43	DET
26	FIDO PURPUR	12/05/43	NYR
27	BILL MOSIENKO	12/26/43	@ NYR
28	BILL MOSIENKO	01/13/44	NYR
29	DOUG BENTLEY (4)	02/22/44	@ NYR
30	CULLY DAHLSTROM	02/27/44	NYR
31	BILL MOSIENKO	11/26/44	DET
32	CLINT SMITH (4)	03/04/45	MTL
33	MAX BENTLEY	11/08/45	@ NYR
34	DOUG BENTLEY	12/23/45	DET
35	MAX BENTLEY	01/20/46	NYR
36	GEORGE GEE	01/23/46	MTL
37	ALEX KALETA (4)	01/26/46	@ TOR
38	PETE HORECK	03/13/46	DET
39	ALEX KALETA	11/16/46	@ NYR
40	DOUG BENTLEY (4)	02/26/47	@ NYR
41	MAX BENTLEY	02/26/47	@ NYR
42	ADAM BROWN	03/03/47	@ NYR
43	DOUG BENTLEY	12/25/47	@ BOS

NO.	NAME	DATE	TEAM
44	ROY CONACHER	02/05/48	@ MTL
45	GAYE STEWART	02/25/48	@ NYR
46	JIM CONACHER (4)	11/25/48	NYR
47	BILL MOSIENKO (4)	11/27/48	@ DET
48	ROY CONACHER	12/25/49	@ BOS
49	ROY CONACHER	03/22/50	@ BOS
50	BILL MOSIENKO	03/23/52	@ NYR
51	PETE CONACHER	03/19/54	BOS
52	ED LITZENBERGER	02/23/55	BOS **
53	NICK MICKOSKI	11/18/55	BOS
54	TONY LESWICK	03/08/56	NYR ***
55	JACK MCINTYRE (4)	11/17/56	@ TOR
56	JOHNNY WILSON	01/30/57	@ NYR
57	HEC LALANDE	02/27/57	@ NYR
58	ERIC NESTERENKO	03/02/58	TOR
59	ED LITZENBERGER	02/07/59	@ NYR
60	TED LINDSAY	02/22/59	TOR
61	BOBBY HULL	12/06/59	@ BOS
62	BOBBY HULL	12/20/59	TOR
63	BOBBY HULL	12/27/59	BOS
64	BOBBY HULL (4)	02/21/60	TOR
65	BOBBY HULL	10/09/60	NYR
66	BOBBY HULL	11/29/61	BOS
67	AB McDONALD	12/06/61	@ NYR
68	BOBBY HULL (4)	02/01/62	@ DET
69	BOBBY HULL	01/31/63	@ BOS
70	STAN MIKITA	01/31/63	@ BOS
71	BOBBY HULL	02/17/63	BOS
72	STAN MIKITA	02/21/63	@ DET
73	STAN MIKITA	02/24/63	BOS
74	STAN MIKITA	10/16/63	BOS
75	KEN WHARRAM	10/29/63	DET
76	BOBBY HULL	11/17/63	TOR
77	STAN MIKITA	12/11/63	@ NYR
78	BOBBY HULL	01/11/64	DET
79	KEN WHARRAM	03/01/64	MTL
80	BOBBY HULL	10/25/64	@ NYR
81	BOBBY HULL	11/15/64	TOR
82	BOBBY HULL	10/23/65	@ TOR
83	BOBBY HULL	11/07/65	TOR
84	STAN MIKITA	12/04/65	@ BOS
85	STAN MIKITA	12/05/65	@ NYR
86	BOBBY HULL (4)	12/15/65	BOS

*AT WINDSOR, ONTARIO.

**AT ST. PAUL, MINN.

***AT ST. LOUIS, MO.



BILL MOSIENKO

2015 CUP	LEADERSHIP	PLAYERS	2014-15	OPPONENTS	TRADITION	RECORDS	PLAYOFFS	HISTORY	MINORS	NHL	MEDIA
----------	------------	---------	---------	-----------	-----------	---------	----------	---------	--------	-----	-------

ALL-TIME HAT TRICKS

2015 CUP	LEADERSHIP	PLAYERS	2014-15	OPPONENTS	TRADITION	RECORDS	PLAYOFFS	HISTORY	MINORS	NHL	MEDIA
----------	------------	---------	---------	-----------	-----------	---------	----------	---------	--------	-----	-------

NO.	NAME	DATE	TEAM
87	KEN HODGE	01/15/66	@ MTL
88	BOBBY HULL (4)	01/16/66	NYR
89	STAN MIKITA	11/27/66	@ BOS
90	DOUG MOHNS	12/08/66	@ BOS
91	BOBBY HULL	01/11/67	DET
92	DOUG MOHNS	01/19/67	@ BOS
93	BOBBY HULL	02/11/67	@ TOR
94	BOBBY HULL	03/01/67	NYR
95	BOBBY HULL	11/22/67	@ NYR
96	STAN MIKITA	11/25/67	@ MIN
97	STAN MIKITA (4)	12/06/67	PIT
98	KEN WHARRAM	02/18/68	DET
99	STAN MIKITA	02/18/68	DET
100	JIM PAPPIN	10/16/68	MIN
101	BOBBY HULL	11/14/68	@ PIT
102	BOBBY HULL	12/08/68	BOS
103	KEN WHARRAM	01/26/69	LAK
104	JIM PAPPIN	01/30/69	@ PHI
105	BOBBY HULL	02/20/69	@ LAK
106	KEN WHARRAM	03/26/69	NYR
107	PIT MARTIN (4)	03/30/69	DET
108	STAN MIKITA	11/09/69	TOR
109	CLIFF KOROLL	12/14/69	PHI
110	JIM PAPPIN	02/01/70	MIN
111	STAN MIKITA	02/11/70	PIT
112	PIT MARTIN	04/05/70	MTL
113	BOBBY HULL	11/22/70	CALIF
114	PIT MARTIN	12/06/70	TOR
115	STAN MIKITA (4)	12/16/70	STL
116	BOBBY HULL	02/06/71	@ MIN
117	BOBBY HULL	02/21/71	LAK
118	BOBBY HULL	12/22/71	@ CALIF
119	JIM PAPPIN	03/01/72	@ LAK
120	DENNIS HULL	11/04/72	@ MIN
121	DAN MALONEY	11/08/72	NYI
122	PIT MARTIN	11/29/72	DET
123	STAN MIKITA	12/05/73	@ DET
124	DENNIS HULL	01/06/74	CALIF
125	PIT MARTIN	01/09/74	LAK
126	STAN MIKITA	02/10/74	PIT

NO.	NAME	DATE	TEAM
127	JIM PAPPIN	02/17/74	TOR
128	DARCY ROTA	10/27/74	STL
129	JIM PAPPIN	02/12/75	BOS
130	JIM PAPPIN	02/22/75	WSH
131	IVAN BOLDIREV	12/23/75	STL
132	CLIFF KOROLL	03/16/76	@ KC
133	DICK REDMOND	02/12/77	@ COL
134	DARCY ROTA	03/26/77	MIN
135	IVAN BOLDIREV	11/25/77	@ COL
136	CLIFF KOROLL	01/18/78	WSH
137	GRANT MULVEY	03/22/78	@ WSH
138	DARCY ROTA	11/25/78	@ MTL
139	TED BULLEY	01/06/79	@ TOR
140	IVAN BOLDIREV	02/17/79	@ STL
141	GRANT MULVEY	03/29/79	NYI
142	TED BULLEY	10/24/79	WPG
143	GRANT MULVEY	12/23/79	NYI
144	TOM LYSIAK	10/19/80	WSH
145	REG KERR	10/29/80	WPG
146	RON SEDLBAUER	11/23/80	HFD
147	REG KERR	12/07/80	@ NYR
148	RICK PATERSON	01/28/81	VAN
149	GRANT MULVEY	10/10/81	@ TOR
150	DARRYL SUTTER	10/18/81	EDM
151	AL SECORD (4)	11/01/81	TOR
152	GRANT MULVEY (5)	02/03/82	STL
153	TED BULLEY	02/13/82	@ TOR
154	STEVE LARMER	11/14/82	MIN
155	DARRYL SUTTER (4)	12/12/82	QUE
156	STEVE LARMER	12/18/82	@ TOR
157	TOM LYSIAK	01/12/83	EDM
158	AL SECORD	02/12/83	@ MIN
159	DENIS SAVARD	10/15/83	@ TOR
160	DENIS SAVARD	11/29/84	@ PIT
161	DENIS SAVARD	12/09/84	TOR
162	DENIS SAVARD	12/16/84	MIN
163	DARRYL SUTTER	03/02/85	@ STL
164	DENIS SAVARD	12/15/85	DET
165	STEVE LUDZIK	12/28/85	@ WSH
166	AL SECORD	01/01/86	PIT



BOBBY HULL 9

ALL-TIME HAT TRICKS

NO.	NAME	DATE	TEAM
167	TROY MURRAY	01/01/86	PIT
168	CURT FRASER	02/13/86	TOR
169	TROY MURRAY	02/19/86	MIN
170	TROY MURRAY	02/27/86	@ LAK
171	STEVE LARMER	03/12/86	BUF
172	AL SECORD	11/01/86	@ MIN
173	DENIS SAVARD	11/23/86	NJD
174	AL SECORD (4)	01/07/87	TOR
175	DENIS SAVARD	03/18/87	@ TOR
176	DENIS SAVARD	04/05/87	TOR
177	DENIS SAVARD	11/08/87	MIN
178	WAYNE PRESLEY	11/11/87	DET
179	RICK VAIVE	11/18/87	MIN
180	STEVE THOMAS	01/08/88	TOR
181	DENIS SAVARD	01/17/88	WSH
182	RICK VAIVE	02/28/88	PIT
183	STEVE LARMER	03/28/88	@ MIN
184	RICK VAIVE	10/12/88	WPG
185	ADAM CREIGHTON	02/19/89	MTL
186	TROY MURRAY	10/24/89	@ DET
187	JEREMY ROENICK	12/23/89	@ TOR
188	DENIS SAVARD	12/30/89	HFD
189	AL SECORD	01/11/90	@ PHI
190	STEVE THOMAS	01/14/90	CGY
191	DIRK GRAHAM	02/08/90	@ DET
192	JOCELYN LEMIEUX	02/20/90	@ STL
193	STEVE THOMAS (4)	03/22/90	NJD
194	JEREMY ROENICK	10/11/90	PIT
195	STEVE LARMER	10/13/90	@ MIN
196	STEVE THOMAS	11/17/90	@ QUE
197	JEREMY ROENICK	12/16/90	MIN
198	DOUG WILSON	01/26/91	TOR
199	MICHEL GOULET	02/23/91	@ MIN
200	STEVE LARMER	10/10/91	VAN
201	BRIAN NOONAN	12/05/91	LAK
202	JEREMY ROENICK (4)	12/07/91	@ NYI
203	STEVE LARMER	12/08/91	MIN
204	BRIAN NOONAN	12/27/91	WPG
205	BRIAN NOONAN (4)	12/29/91	DET
206	JEREMY ROENICK	11/07/92	@ QUE
207	MICHEL GOULET	11/08/92	PIT

NO.	NAME	DATE	TEAM
208	STEVE LARMER	11/28/92	@ CGY
209	STEVE LARMER	12/23/92	@ OTT
210	MICHEL GOULET	01/17/93	TOR
211	JOCELYN LEMIEUX	01/02/94	WPG
212	JEREMY ROENICK (4)	02/24/94	WPG
213	BERNIE NICHOLLS (4)	02/05/95	@ VAN
214	BERNIE NICHOLLS (4)	02/28/95	@ LAK
215	BERNIE NICHOLLS	03/21/95	@ SJS
216	TONY AMONTE	02/22/96	STL*
217	TONY AMONTE	11/30/96	@ LAK
218	TONY AMONTE	03/16/97	NYI
219	ALEX ZHAMNOV	04/11/97	CGY
220	ERIC DAZE	04/13/97	@ DAL
221	ERIC DAZE (4)	03/15/98	@ FLA
222	TONY AMONTE	11/28/98	@ CGY
223	TONY AMONTE	03/28/99	STL
224	JEAN-PIERRE DUMONT	04/08/99	NYR
225	MICHAEL NYLANDER (4)	12/04/99	@ BOS
226	TONY AMONTE	03/12/00	@ TBL
227	STEVE SULLIVAN	12/21/00	VAN
228	ERIC DAZE	12/07/01	NYI
229	ERIC DAZE	12/31/01	@ OTT
230	ERIC DAZE	12/11/02	@ NYR
231	TYLER ARNASON	12/28/02	@ SJS
232	STEVE SULLIVAN	03/09/03	BOS
233	ERIC DAZE	03/09/03	BOS
234	TYLER ARNASON	03/19/04	VAN
235	JEFF HAMILTON	12/02/06	@ NSH
236	JEFF HAMILTON	03/10/07	@ PHX
237	PATRICK SHARP	11/17/07	@ DET
238	DUSTIN BYFUGLIEN	11/30/07	ARI
239	JONATHAN TOEWS	02/27/09	PIT
240	ANDREW LADD	03/07/10	DET
241	JONATHAN TOEWS	11/17/10	@ EDM
242	PATRICK SHARP	11/25/11	@ ANA
243	VIKTOR STALBERG	01/10/12	CBJ
244	JONATHAN TOEWS	10/29/13	OTT
245	PATRICK SHARP	12/27/13**	COL
246	PATRICK SHARP	01/03/14	@ NJD

* FIRST HAT TRICK AT UNITED CENTER.

** FIRST BIRTHDAY HAT TRICK IN FRANCHISE HISTORY.

CURRENT PLAYERS IN **BOLD RED**.



PIT
MARTIN 7

2015 CUP

LEADERSHIP

PLAYERS

2014-15

OPPONENTS

TRADITION

RECORDS

PLAYOFFS

HISTORY

MINORS

NHL

MEDIA

SHUTOUTS FOR AND AGAINST

2015 CUP	LEADERSHIP	PLAYERS	2014-15	OPPONENTS	TRADITION	RECORDS	PLAYOFFS	HISTORY	MINORS	NHL	MEDIA
----------	------------	---------	---------	-----------	-----------	---------	----------	---------	--------	-----	-------

SEASON	HOME			ROAD		
	W	L	T	W	L	T
1926-27	2	2	0	3	3	0
1927-28	1	4	1	2	6	0
1928-29	1	9	1	2	9	1
1929-30	2	1	0	1	2	0
1930-31	5	1	0	6	1	1
1931-32	3	3	0	1	6	0
1932-33	2	2	2	0	5	1
1933-34	5	1	2	2	4	1
1934-35	5	1	0	3	5	0
1935-36	5	1	0	3	3	1
1936-37	1	3	0	2	2	2
1937-38	1	3	0	0	2	0
1938-39	3	5	0	2	2	0
1939-40	2	1	0	2	3	0
1940-41	2	3	0	1	0	0
1941-42	2	2	0	1	2	0
1942-43	1	0	0	0	2	0
1943-44	1	1	1	1	0	0
1944-45	2	0	1	0	1	1
1945-46	0	0	0	1	0	0
1946-47	0	0	1	0	2	0
1947-48	0	1	0	1	1	0
1948-49	0	2	0	0	0	0
1949-50	3	2	1	1	6	0
1950-51	1	2	0	1	2	1
1951-52	1	4	1	0	5	0
1952-53	5	4	1	0	5	0
1953-54	2	5	2	1	7	0
1954-55	0	3	0	0	4	0
1955-56	2	4	0	2	4	0
1956-57	2	4	1	0	6	0
1957-58	4	5	1	2	1	0
1958-59	0	0	0	1	3	0
1959-60	4	3	0	2	3	0
1960-61	4	1	0	2	2	0
1961-62	6	2	0	2	1	1
1962-63	1	1	1	3	1	0
1963-64	6	1	0	1	5	0
1964-65	5	1	0	1	2	1
1965-66	1	1	0	3	3	0
1966-67	4	2	0	2	2	0
1967-68	3	2	0	3	5	0
1968-69	1	0	0	4	2	0
1969-70	8	1	1	6	2	0
1970-71	4	0	0	2	0	0

SEASON	HOME			ROAD		
	W	L	T	W	L	T
1971-72	12	0	0	2	0	0
1972-73	3	1	0	1	2	0
1973-74	5	0	0	6	1	0
1974-75	7	0	0	0	3	0
1975-76	3	2	0	1	0	0
1976-77	1	2	0	1	5	0
1977-78	5	3	0	1	3	1
1978-79	2	2	0	2	0	0
1979-80	4	1	2	0	2	0
1980-81	0	1	0	0	1	0
1981-82	2	0	0	0	1	0
1982-83	4	0	0	1	0	0
1983-84	2	1	0	1	2	0
1984-85	1	0	0	1	1	0
1985-86	1	0	0	0	0	0
1986-87	1	0	0	0	1	0
1987-88	0	0	0	0	4	0
1988-89	0	0	0	0	3	0
1989-90	2	1	0	0	2	0
1990-91	2	1	0	2	2	0
1991-92	5	0	0	1	2	0
1992-93	6	1	0	3	2	0
1993-94	4	1	0	3	2	0
1994-95	1	0	0	4	1	0
1995-96	3	0	0	2	4	0
1996-97	2	6	0	1	1	0
1997-98	4	6	0	5	4	1
1998-99	3	0	0	1	4	0
1999-2000	2	3	0	2	1	0
2000-01	5	7	0	1	2	0
2001-02	4	1	0	2	2	0
2002-03	4	4	1	4	1	0
2003-04	4	3	0	0	4	0
2004-05	- SEASON CANCELED -					
2005-06	2	0	-	0	3	-
2006-07	2	4	-	1	2	-
2007-08	4	2	-	0	3	-
2008-09	3	2	-	3	3	-
2009-10	6	0	-	5	2	-
2010-11	3	2	-	2	2	-
2011-12	0	2	-	0	5	-
2012-13	2	0	-	5	0	-
2013-14	2	1	-	1	3	-
2014-15	2	4	-	3	4	-
TOTALS	242	158	21	142	222	13

SHUTOUTS AND SCORELESS TIES

SHUTOUTS BY BLACKHAWKS GOALTENDERS

RK.	NAME	SHUTOUTS
1	TONY ESPOSITO*	74
2	GLENN HALL	51
3	CHUCK GARDINER	42
4	ED BELFOUR	30
5	MIKE KARAKAS	28
	JOCelyn THIBAUT	28
7	AL ROLLINS	17
8	JEFF HACKETT	14
9	DENIS DEJORDY	13
10	COREY CRAWFORD**	12
11	MURRAY BANNERMAN	8
	LORNE CHABOT	8
13	CRISTOBAL HUET	7
	ANTTI NIEMI	7
15	PAUL GOODMAN	6
	NIKOLAI KHABIBULIN	6
	HUGH LEHMAN	6
18	FRANK BRIMSEK	5
	HARRY LUMLEY	5
	GARY SMITH	5
21	DAVE DRYDEN	4
	SAM LOPRESTI	4
23	RAY EMERY**	3
	MICHAEL LEIGHTON	3
	ANTTI RAANTA	3
	MIKE VEISOR	3
27	CRAIG ANDERSON	2
	JACQUES CLOUTIER	2
	PATRICK LALIME	2
	WARREN SKORODENSKI	2
	CHRIS TERRERI	2
	JIMMY WAITE	2
33	HANK BASSEN	1
	PAUL BIBEAULT	1
	BRIAN BOUCHER	1
	EMILE FRANCIS	1
	SCOTT DARLING	1
	BERT GARDINER	1
	DOMINIK HASEK	1
	ADAM MUNRO	1
	JACK NORRIS	1
	STEVE PASSMORE	1
	BOB SAUVE	1
	MARTY TURCO	1

* TONY ESPOSITO AND MICHEL DUMAS SHARED A SHUTOUT ON 02/23/75 VS. ATL.

** COREY CRAWFORD AND RAY EMERY SHARED A SHUTOUT ON 02/28/13 @ STL.

CURRENT PLAYERS IN **BOLD RED**.

BLACKHAWKS ALL-TIME SCORELESS TIES

DATE	OPPONENT	CHI GOALIE	OPP. GOALIE
11/26/27	DET	GARDINER	HOLMES
02/24/29	DET	GARDINER	DOLSON
02/28/29	NYR	GARDINER	ROACH
12/18/30	@ MTL	GARDINER	HAINSWORTH
12/18/32	@ NYA	GARDINER	WORTERS
01/05/33	BOS	GARDINER	THOMPSON
02/19/33	MTL MA	GARDINER	KERR
12/21/33	@ MTL MA	GARDINER	KERR
01/11/34	BOS	GARDINER	THOMPSON
02/22/34	NYA	GARDINER	WORTERS
11/14/35	@ DET	KARAKAS	SMITH
11/12/36	@ NYA	KARAKAS	WORTERS
12/08/36	@ NYR	KARAKAS	KERR
02/20/44	TOR	KARAKAS	BIBEAULT
01/07/45	@ NYR	KARAKAS	MCAULEY
02/18/45	DET	KARAKAS	DURNAN
12/04/46	MTL	BIBEAULT	LUMLEY
11/13/49	MTL	BRIMSEK	DURNAN
12/02/50	@ TOR	LUMLEY	ROLLINS
01/31/52	BOS	LUMLEY	HENRY
03/15/53	DET	ROLLINS	SAWCHUK
11/01/53	BOS	ROLLINS	HENRY
03/05/54	NYR	ROLLINS	BOWER
03/03/57	TOR	ROLLINS	CHADWICK
12/28/57	BOS	HALL	SIMMONS
12/27/61	@ TOR	HALL	BOWER
10/13/62	DET	HALL	SAWCHUK
01/13/65	@ TOR	DEJORDY	BOWER
03/11/70	BOS	ESPOSITO	JOHNSTON
01/07/78	@ STL	ESPOSITO	MYRE
10/31/79	BUF	ESPOSITO	SAUVE
12/19/79	PIT	ESPOSITO	MILLEN
12/17/97	@ EDM	HACKETT	JOSEPH
01/08/03	ARI	LEIGHTON	BIERK

2015 CUP
LEADERSHIP
PLAYERS
2014-15
OPPONENTS
TRADITION
RECORDS
PLAYOFFS
HISTORY
MINORS
MEDIA



GLENN HALL

ALL-TIME SHUTOUTS

2015 CUP	LEADERSHIP	PLAYERS	2014-15	OPPONENTS	TRADITION	RECORDS	PLAYOFFS	HISTORY	MINORS	NHL	MEDIA
----------	------------	---------	---------	-----------	-----------	---------	----------	---------	--------	-----	-------

NO.	NAME	DATE	TEAM	SCORE
1	HUGH LEHMAN	12/11/26	@ MTL	3-0
2	HUGH LEHMAN	12/25/26	DET	2-0
3	HUGH LEHMAN	01/08/27	@ PIT PI	4-0
4	HUGH LEHMAN	03/01/27	NYR	3-0
5	HUGH LEHMAN	04/13/27	@ BOS	4-0
6	CHARLES GARDINER	11/26/27	DET	0-0 OT
7	CHARLES GARDINER	01/18/28	DET	2-0
8	CHARLES GARDINER	02/05/28	@ NYA	6-0
9	CHARLES GARDINER	02/12/28	@ NYR	3-0
10	CHARLES GARDINER	12/27/28	@ NYA	2-0
11	CHARLES GARDINER	02/05/29	@ DET	1-0
12	CHARLES GARDINER	02/24/29	DET	0-0 OT
13	CHARLES GARDINER	02/28/29	NYR	0-0 OT
14	CHARLES GARDINER	03/10/29	PIT PI	1-0
15	CHARLES GARDINER	11/24/29	DET	4-0
16	CHARLES GARDINER	02/25/30	@ MTL MA	2-0
17	CHARLES GARDINER	03/02/30	PIT PI	3-0
18	CHARLES GARDINER	11/20/30	BOS	1-0
19	CHARLES GARDINER	11/23/30	MTL	3-0
20	CHARLES GARDINER	11/27/30	@ NYR	4-0
21	CHARLES GARDINER	11/29/30	@ OTT	3-0
22	CHARLES GARDINER	12/18/30	@ MTL	0-0 OT
23	CHARLES GARDINER	01/08/31	@ PHI QU	4-0
24	CHARLES GARDINER	01/11/31	@ NYR	2-0
25	CHARLES GARDINER	01/13/31	@ NYA	1-0
26	CHARLES GARDINER	01/15/31	BOS	2-0
27	CHARLES GARDINER	03/01/31	OTT	5-0
28	CHARLES GARDINER	03/05/31	NYA	1-0
29	CHARLES GARDINER	03/17/31	@ PHI QU	4-0
30	CHARLES GARDINER	12/20/31	TOR	1-0 OT
31	CHARLES GARDINER	01/21/32	@ NYA	1-0
32	CHARLES GARDINER	02/03/32	TOR	7-0
33	CHARLES GARDINER	03/20/32	BOS	1-0
34	CHARLES GARDINER	12/18/32	@ NYA	0-0 OT
35	CHARLES GARDINER	01/05/33	BOS	0-0 OT
36	CHARLES GARDINER	01/19/33	NYA	6-0
37	CHARLES GARDINER	02/12/33	MTL	2-0
38	CHARLES GARDINER	02/19/33	MTL MA	0-0 OT
39	CHARLES GARDINER	11/12/33	NYR	1-0
40	CHARLES GARDINER	11/23/33	@ NYA	2-0
41	CHARLES GARDINER	11/26/33	BOS	1-0
42	CHARLES GARDINER	12/14/33	DET	4-0
43	CHARLES GARDINER	12/21/33	@ MTL MA	0-0 OT
44	CHARLES GARDINER	01/11/34	BOS	0-0 OT
45	CHARLES GARDINER	01/14/34	NYA	4-0
46	CHARLES GARDINER	01/28/34	TOR	2-0
47	CHARLES GARDINER	01/30/34	@ OTT	2-0
48	CHARLES GARDINER	02/22/34	NYA	0-0 OT
49	LORNE CHABOT	11/22/34	STL EA	1-0
50	LORNE CHABOT	11/25/34	BOS	4-0
51	LORNE CHABOT	12/09/34	NYR	4-0
52	LORNE CHABOT	12/11/34	DET	4-0
53	LORNE CHABOT	01/05/35	@ BOS	6-0
54	LORNE CHABOT	01/22/35	@ NYA	2-0
55	LORNE CHABOT	02/14/35	@ DET	3-0
56	LORNE CHABOT	03/03/35	@ MTL	3-0
57	MIKE KARAKAS	11/14/35	@ DET	0-0 OT

NO.	NAME	DATE	TEAM	SCORE
58	MIKE KARAKAS	11/17/35	NYR	3-0
59	MIKE KARAKAS	12/01/35	MTL	1-0
60	MIKE KARAKAS	12/08/35	BOS	1-0
61	MIKE KARAKAS	12/25/35	@ DET	2-0
62	MIKE KARAKAS	01/21/36	@ NYR	1-0
63	MIKE KARAKAS	02/02/36	TOR	2-0
64	MIKE KARAKAS	02/25/36	@ MTL MA	2-0
65	MIKE KARAKAS	03/08/36	MTL	2-0
66	MIKE KARAKAS	11/12/36	@ NYA	0-0 OT
67	MIKE KARAKAS	11/26/36	@ DET	2-0
68	MIKE KARAKAS	12/08/36	@ NYR	0-0 OT
69	MIKE KARAKAS	01/21/37	NYR	2-0
70	MIKE KARAKAS	01/26/37	@ NYA	9-0
71	MIKE KARAKAS	01/09/38	MTL MA	1-0
72	MIKE KARAKAS	11/05/38	@ TOR	2-0
73	MIKE KARAKAS	11/27/38	@ NYR	1-0
74	MIKE KARAKAS	12/11/38	NYA	4-0
75	MIKE KARAKAS	12/18/38	NYR	5-0
76	MIKE KARAKAS	01/08/39	TOR	1-0
77	PAUL GOODMAN	01/01/40	DET	1-0
78	PAUL GOODMAN	01/09/40	@ MTL	2-0
79	PAUL GOODMAN	02/09/40	@ DET	3-0
80	PAUL GOODMAN	02/11/40	NYR	3-0
81	PAUL GOODMAN	11/23/40	@ TOR	1-0
82	PAUL GOODMAN	12/19/40	MTL	2-0
83	SAM LOPRESTI	02/27/41	DET	1-0
84	SAM LOPRESTI	11/06/41	BRK	1-0
85	SAM LOPRESTI	12/20/41	@ TOR	2-0
86	SAM LOPRESTI	02/15/42	BOS	2-0
87	BERT GARDINER	02/21/43	TOR	5-0
88	MIKE KARAKAS	02/01/44	@ BOS	2-0
89	MIKE KARAKAS	02/20/44	TOR	0-0
90	MIKE KARAKAS	03/19/44	DET	2-0
91	MIKE KARAKAS	01/07/45	@ NYR	0-0
92	MIKE KARAKAS	01/21/45	TOR	4-0
93	MIKE KARAKAS	02/18/45	MTL	0-0
94	MIKE KARAKAS	02/21/45	BOS	5-0
95	MIKE KARAKAS	01/05/46	@ TOR	3-0
96	PAUL BIBEALTY	12/04/46	DET	0-0
97	EMILE FRANCIS	02/11/48	@ BOS	3-0
98	FRANK BRIMSEK	10/29/49	@ NYR	2-0
99	FRANK BRIMSEK	11/13/49	MTL	0-0
100	FRANK BRIMSEK	02/01/50	TOR	3-0
101	FRANK BRIMSEK	02/15/50	DET	3-0
102	FRANK BRIMSEK	03/15/50	TOR	4-0
103	HARRY LUMLEY	11/26/50	DET	5-0
104	HARRY LUMLEY	12/02/50	@ TOR	0-0
105	HARRY LUMLEY	12/09/50	@ MTL	5-0
106	HARRY LUMLEY	11/18/51	TOR	1-0
107	HARRY LUMLEY	01/31/52	BOS	0-0
108	AL ROLLINS	10/12/52	NYR	2-0
109	AL ROLLINS	11/23/52	DET	3-0
110	AL ROLLINS	01/18/53	NYR	2-0
111	AL ROLLINS	02/22/53	BOS	2-0
112	AL ROLLINS	02/27/53	BOS	3-0
113	AL ROLLINS	03/15/53	DET	0-0
114	AL ROLLINS	10/31/53	MTL	1-0

ALL-TIME SHUTOUTS

NO.	NAME	DATE	TEAM	SCORE
115	AL ROLLINS	11/01/53	BOS	0-0
116	AL ROLLINS	12/06/53	@ DET	5-0
117	AL ROLLINS	03/05/54	NYR	0-0
118	AL ROLLINS	03/19/54	BOS	7-0
119	AL ROLLINS	10/25/55	BOS	2-0#
120	AL ROLLINS	11/11/55	TOR	2-0
121	AL ROLLINS	11/27/55	@ BOS	6-0
122	HANK BASSEN	01/12/56	@ BOS	5-0
123	AL ROLLINS	10/30/56	BOS	4-0
124	AL ROLLINS	12/30/56	TOR	2-0
125	AL ROLLINS	03/03/57	TOR	0-0
126	GLENN HALL	10/08/57	TOR	1-0
127	GLENN HALL	10/27/57	@ DET	3-0
128	GLENN HALL	10/29/57	DET	1-0
129	GLENN HALL	11/09/57	NYR	5-0
130	GLENN HALL	12/04/57	@ NYR	2-0
131	GLENN HALL	12/28/57	BOS	0-0
132	GLENN HALL	02/16/58	MTL	4-0
133	GLENN HALL	01/07/59	@ NYR	4-0
134	GLENN HALL	12/16/59	BOS	4-0
135	GLENN HALL	12/23/59	@ NYR	3-0
136	GLENN HALL	01/10/60	MTL	3-0
137	GLENN HALL	02/14/60	MTL	2-0
138	GLENN HALL	03/03/60	@ BOS	2-0
139	GLENN HALL	03/05/60	NYR	5-0
140	GLENN HALL	10/12/60	TOR	3-0
141	GLENN HALL	11/09/60	TOR	2-0
142	GLENN HALL	12/14/60	NYR	4-0
143	GLENN HALL	12/25/60	@ DET	3-0
144	GLENN HALL	12/31/60	@ DET	3-0
145	GLENN HALL	01/01/61	DET	3-0
146	GLENN HALL	11/07/61	TOR	6-0
147	GLENN HALL	11/15/61	DET	2-0
148	GLENN HALL	12/27/61	@ TOR	0-0
149	GLENN HALL	01/01/62	MTL	2-0
150	GLENN HALL	01/11/62	@ BOS	6-0
151	GLENN HALL	01/28/62	@ NYR	3-0
152	GLENN HALL	02/18/62	BOS	6-0
153	GLENN HALL	02/25/62	BOS	8-0
154	GLENN HALL	03/20/62	DET	3-0
155	GLENN HALL	10/13/62	DET	0-0
156	GLENN HALL	11/22/62	TOR	1-0
157	GLENN HALL	11/29/62	@ BOS	5-0
158	GLENN HALL	01/26/63	@ DET	3-0
159	GLENN HALL	03/14/63	@ BOS	2-0
160	GLENN HALL	11/02/63	@ TOR	2-0
161	GLENN HALL	11/17/63	TOR	6-0
162	GLENN HALL	11/28/63	TOR	2-0
163	GLENN HALL	12/08/63	MTL	3-0
164	GLENN HALL	12/29/63	TOR	2-0
165	GLENN HALL	02/23/64	BOS	2-0
166	GLENN HALL	03/17/64	NYR	4-0
167	GLENN HALL	10/14/64	BOS	3-0
168	DENIS DEJORDY	12/13/64	DET	5-0
169	DENIS DEJORDY	01/13/65	@ TOR	0-0
170	DENIS DEJORDY	01/31/65	MTL	0-0
171	GLENN HALL	02/13/65	@ NYR	3-0

NO.	NAME	DATE	TEAM	SCORE
172	GLENN HALL	02/21/65	BOS	7-0
173	GLENN HALL	03/07/65	MTL	7-0
174	GLENN HALL	10/23/65	@ TOR	4-0
175	GLENN HALL	11/07/65	TOR	9-0
176	GLENN HALL	11/27/65	@ NYR	1-0
177	GLENN HALL	12/29/65	@ NYR	3-0
178	GLENN HALL	11/24/66	MTL	5-0
179	DENIS DEJORDY	01/15/67	TOR	4-0
180	DENIS DEJORDY	02/05/67	@ BOS	5-0
181	DENIS DEJORDY	02/08/67	MTL	5-0
182	GLENN HALL	03/12/67	TOR	5-0
183	DENIS DEJORDY	04/02/67	@ NYR	8-0
184	DENIS DEJORDY	12/10/67	@ PHI	3-0
185	DENIS DEJORDY	12/17/67	TOR	2-0
186	DENIS DEJORDY	12/31/67	OAK	3-0
187	DAVE DRYDEN	02/21/68	@ OAK	1-0
188	DENIS DEJORDY	02/28/68	@ TOR	1-0
189	JACK NORRIS	03/10/68	TOR	4-0
190	DAVE DRYDEN	11/20/68	@ MIN	2-0
191	DAVE DRYDEN	11/24/68	MIN	6-0
192	DENIS DEJORDY	12/19/68	@ DET	2-0
193	DENIS DEJORDY	01/30/69	@ PHI	12-0
194	DAVE DRYDEN	02/15/69	@ PHI	3-0
195	TONY ESPOSITO	10/25/69	@ MTL	5-0
196	TONY ESPOSITO	11/09/69	TOR	9-0
197	TONY ESPOSITO	11/16/69	MTL	1-0
198	TONY ESPOSITO	11/26/69	LAK	6-0
199	TONY ESPOSITO	12/19/69	@ OAK	4-0
200	TONY ESPOSITO	12/21/69	STL	4-0
201	TONY ESPOSITO	12/27/69	@ PIT	3-0
202	TONY ESPOSITO	01/07/70	DET	7-0
203	TONY ESPOSITO	01/14/70	PIT	5-0
204	TONY ESPOSITO	01/17/70	@ BOS	1-0
205	TONY ESPOSITO	01/31/70	@ PHI	5-0
206	TONY ESPOSITO	03/11/70	BOS	0-0
207	TONY ESPOSITO	03/22/70	STL	1-0
208	TONY ESPOSITO	03/26/70	@ DET	1-0
209	TONY ESPOSITO	03/29/70	TOR	4-0
211	TONY ESPOSITO	10/25/70	@ BUF	4-0
212	TONY ESPOSITO	11/22/70	CALIF	9-0
213	TONY ESPOSITO	01/21/71	DET	2-0
214	TONY ESPOSITO	02/07/71	PIT	1-0
215	TONY ESPOSITO	03/21/71	DET	2-0
216	TONY ESPOSITO	10/13/71	STL	1-0
217	TONY ESPOSITO	10/17/71	LAK	4-0
218	GARY SMITH	11/03/71	PHI	3-0
219	TONY ESPOSITO	11/17/71	VAN	3-0
210	TONY ESPOSITO	10/24/70	@ TOR	1-0
220	GARY SMITH	12/05/71	LAK	7-0
221	GARY SMITH	12/19/71	STL	2-0
222	GARY SMITH	01/08/72	@ PIT	4-0
223	TONY ESPOSITO	01/19/72	CALIF	2-0
224	TONY ESPOSITO	01/23/72	TOR	4-0
225	TONY ESPOSITO	01/27/72	VAN	4-0
226	TONY ESPOSITO	02/06/72	MIN	5-0
227	TONY ESPOSITO	02/26/72	CALIF	3-0
228	TONY ESPOSITO	03/26/72	STL	4-0

2015 CUP	LEADERSHIP	PLAYERS	2014-15	OPPONENTS	TRADITION	RECORDS	PLAYOFFS	HISTORY	MINORS	NHL	MEDIA
----------	------------	---------	---------	-----------	-----------	---------	----------	---------	--------	-----	-------

AT ST. LOUIS, MO.

ALL-TIME SHUTOUTS

2015 CUP	LEADERSHIP	PLAYERS	2014-15	OPPONENTS	TRADITION	RECORDS	PLAYOFFS	HISTORY	MINORS	NHL	MEDIA
----------	------------	---------	---------	-----------	-----------	---------	----------	---------	--------	-----	-------

NO.	NAME	DATE	TEAM	SCORE
229	GARY SMITH	04/01/72	@ STL	2-0
230	TONY ESPOSITO	12/06/72	LAK	6-0
231	TONY ESPOSITO	12/17/72	LAK	2-0
232	TONY ESPOSITO	01/06/73	@ MIN	2-0
233	TONY ESPOSITO	03/24/73	ATL	7-0
234	TONY ESPOSITO	10/10/73	@ LAK	3-0
235	TONY ESPOSITO	10/17/73	VAN	5-0
236	TONY ESPOSITO	11/09/73	@ VAN	4-0
237	TONY ESPOSITO	11/11/73	@ LAK	3-0
238	TONY ESPOSITO	12/01/73	@ MTL	5-0
239	TONY ESPOSITO	02/03/74	STL	3-0
240	TONY ESPOSITO	02/08/74	@ ATL	3-0
241	TONY ESPOSITO	02/13/74	LAK	4-0
242	TONY ESPOSITO	02/16/74	@ NYI	4-0
243	TONY ESPOSITO	02/20/74	CALIF	3-0
244	MIKE VEISOR	03/24/74	MIN	6-0
245	TONY ESPOSITO	10/16/74	BOS	4-0
246	TONY ESPOSITO	10/20/74	MIN	6-0
247	TONY ESPOSITO	11/23/74	KC	6-0
248	TONY ESPOSITO	12/01/74	MIN	3-0
249	TONY ESPOSITO	12/22/74	TOR	3-0
250	TONY ESPOSITO	02/23/75	ATL	4-0*
251	TONY ESPOSITO	04/06/75	MIN	3-0
252	TONY ESPOSITO	10/12/75	VAN	3-0
253	TONY ESPOSITO	10/25/75	@ KC	4-0
254	TONY ESPOSITO	11/09/75	MIN	3-0
255	TONY ESPOSITO	01/18/76	PHI	2-0
256	TONY ESPOSITO	10/17/76	MIN	3-0
257	TONY ESPOSITO	01/22/77	@ DET	3-0
258	MIKE VEISOR	10/16/77	@ BUF	2-0
259	TONY ESPOSITO	10/23/77	STL	3-0
260	TONY ESPOSITO	12/18/77	ATL	3-0
261	MIKE VEISOR	12/28/77	TOR	4-0
262	TONY ESPOSITO	01/01/78	@ STL	0-0
263	TONY ESPOSITO	01/26/78	CLE	5-0
264	TONY ESPOSITO	04/01/78	DET	2-0
265	TONY ESPOSITO	01/10/79	LAK	3-0
266	TONY ESPOSITO	01/24/79	@ VAN	5-0
267	TONY ESPOSITO	03/02/79	@ COL	4-0
268	TONY ESPOSITO	03/25/79	COL	3-0
269	TONY ESPOSITO	10/24/79	WPG	4-0
270	TONY ESPOSITO	10/31/79	BUF	0-0
271	TONY ESPOSITO	11/21/79	WSH	4-0
272	TONY ESPOSITO	12/19/79	PIT	0-0
273	TONY ESPOSITO	12/23/79	NYI	8-0
274	TONY ESPOSITO	01/27/80	MIN	3-0
275	MURRAY BANNERMAN	10/11/81	CGY	3-0
276	TONY ESPOSITO	11/15/81	COL	10-0
277	MURRAY BANNERMAN	10/20/82	BUF	4-0
278	MURRAY BANNERMAN	11/21/82	DET	3-0
279	MURRAY BANNERMAN	02/01/83	@ STL	5-0
280	TONY ESPOSITO	03/27/83	DET	6-0
281	MURRAY BANNERMAN	03/30/83	MIN	5-0
282	MURRAY BANNERMAN	11/30/83	@ NYR	4-0
283	MURRAY BANNERMAN	01/08/84	VAN	2-0
284	TONY ESPOSITO	01/15/84	PIT	2-0
285	WARREN SKORODENSKI	11/17/84	@ HFD	7-0
286	WARREN SKORODENSKI	04/03/85	NJD	5-0

* TONY ESPOSITO AND MICHEL DUMAS SHARED A SHUTOUT.

NO.	NAME	DATE	TEAM	SCORE
287	MURRAY BANNERMAN	11/20/85	VAN	2-0
288	BOB SAUVE	01/28/87	TOR	5-0
289	JACQUES CLOUTIER	10/15/89	DET	3-0
290	JACQUES CLOUTIER	10/29/89	WSH	1-0
291	ED BELFOUR	10/18/90	TOR	3-0
292	ED BELFOUR	12/31/90	@ DET	4-0
293	ED BELFOUR	01/28/91	@ VAN	1-0
294	ED BELFOUR	03/03/91	VAN	8-0
295	ED BELFOUR	11/10/91	HFD	3-0
296	ED BELFOUR	11/14/91	TOR	3-0
297	DOMINIK HASEK	01/09/92	TOR	2-0
298	ED BELFOUR	01/16/92	TOR	4-0
299	ED BELFOUR	01/25/92	@ MIN	2-0
300	ED BELFOUR	03/08/92	BOS	4-0
301	JIMMY WAITE	10/10/92	@ STL	3-0
302	ED BELFOUR	11/05/92	TOR	1-0
303	ED BELFOUR	11/12/92	STL	1-0
304	JIMMY WAITE	12/06/92	MTL	2-0
305	ED BELFOUR	12/12/92	@ MIN	3-0
306	ED BELFOUR	12/20/92	MIN	4-0
307	ED BELFOUR	12/31/92	TBL	5-0
308	ED BELFOUR	03/16/93	@ CGY	1-0
309	ED BELFOUR	03/28/93	HFD	3-0
310	ED BELFOUR	11/07/93	EDM	3-0
311	ED BELFOUR	12/19/93	ANA	2-0
312	ED BELFOUR	01/13/94	TBL	1-0
313	ED BELFOUR	01/25/94	@ DET	5-0
314	ED BELFOUR	01/31/94	@ OTT	1-0
315	ED BELFOUR	03/08/94	ANA	3-0
316	ED BELFOUR	03/09/94	@ LAK	4-0**
317	ED BELFOUR	02/01/95	@ EDM	7-0
318	ED BELFOUR	02/07/95	@ ANA	3-0
319	ED BELFOUR	02/09/95	@ STL	5-0
320	ED BELFOUR	03/05/95	ANA	3-0
321	ED BELFOUR	04/30/95	@ DET	4-0
322	JEFF HACKETT	12/23/95	@ DAL	2-0
323	JEFF HACKETT	12/31/95	NJD	5-0
324	JEFF HACKETT	01/12/96	@ ANA	3-0
325	ED BELFOUR	01/31/96	@ EDM	4-0
326	JEFF HACKETT	02/15/96	BOS	3-0
327	ED BELFOUR	11/10/96	OTT	2-0
328	JEFF HACKETT	02/15/97	NYR	2-0
329	JEFF HACKETT	03/02/97	@ ARI	4-0
330	CHRIS TERRERI	10/22/97	@ NYR	1-0
331	CHRIS TERRERI	10/29/97	VAN	3-0
332	JEFF HACKETT	11/19/97	@ ANA	4-0
333	JEFF HACKETT	12/17/97	@ EDM	0-0
334	JEFF HACKETT	12/20/97	@ EDM	5-0
335	JEFF HACKETT	12/28/97	ANA	2-0
336	JEFF HACKETT	01/24/98	@ SJS	3-0
337	JEFF HACKETT	02/28/98	@ COL	4-0
338	JEFF HACKETT	03/19/98	MTL	1-0
339	JEFF HACKETT	03/22/98	BOS	1-0
340	JOCelyn THIBAUT	12/31/98	NYI	1-0
341	JOCelyn THIBAUT	01/21/99	MTL	3-0
342	JOCelyn THIBAUT	02/17/99	VAN	4-0
343	JOCelyn THIBAUT	03/06/99	@ SJS	4-0
344	JOCelyn THIBAUT	10/27/99	@ MTL	1-0

** NEUTRAL-SITE GAME PLAYED IN PHOENIX.

ALL-TIME SHUTOUTS

NO.	NAME	DATE	TEAM	SCORE
345	STEVE PASSMORE	11/12/99	NYI	5-0
346	JOCELYN THIBAULT	03/21/00	@ ARI	3-0
347	JOCELYN THIBAULT	03/30/00	TOR	4-0
348	JOCELYN THIBAULT	12/03/00	CBJ	5-0
349	JOCELYN THIBAULT	12/16/00	@ NSH	3-0
350	JOCELYN THIBAULT	01/03/01	VAN	6-0
351	JOCELYN THIBAULT	01/17/01	FLA	5-0
352	JOCELYN THIBAULT	02/18/01	LAK	3-0
353	JOCELYN THIBAULT	02/23/01	ATL	1-0
354	JOCELYN THIBAULT	10/11/01	ARI	3-0
355	JOCELYN THIBAULT	12/17/01	@ DET	2-0
356	JOCELYN THIBAULT	01/04/02	TBL	2-0
357	JOCELYN THIBAULT	01/06/02	PIT	2-0
358	JOCELYN THIBAULT	01/16/02	@ FLA	3-0
359	JOCELYN THIBAULT	04/14/02	CBJ	2-0
360	JOCELYN THIBAULT	10/13/02	BUF	3-0
361	JOCELYN THIBAULT	11/05/02	@ DET	2-0
362	JOCELYN THIBAULT	11/07/02	ATL	5-0
363	JOCELYN THIBAULT	12/04/02	OTT	1-0
364	JOCELYN THIBAULT	12/30/02	@ LA	2-0
365	MICHAEL LEIGHTON	01/08/03	ARI	0-0
366	JOCELYN THIBAULT	01/12/03	NSH	2-0
367	JOCELYN THIBAULT	02/08/03	@ EDM	3-0
368	JOCELYN THIBAULT	03/14/03	@ ARI	4-0
369	JOCELYN THIBAULT	10/08/03	MIN	1-0
370	MICHAEL LEIGHTON	12/23/03	STL	3-0
371	MICHAEL LEIGHTON	12/28/03	DET	3-0
372	CRAIG ANDERSON	01/22/04	CBJ	7-0
373	ADAM MUNRO	01/26/06	CGY	2-0
374	CRAIG ANDERSON	03/01/06	NSH	3-0
375	BRIAN BOUCHER	11/12/06	CBJ	1-0
376	PATRICK LALIME	02/07/07	@ VAN	3-0
377	NIKOLAI KHABIBULIN	03/06/07	LAK	3-0
378	NIKOLAI KHABIBULIN	02/20/08	MIN	3-0
379	PATRICK LALIME	02/27/08	ARI	1-0
380	COREY CRAWFORD	03/05/08	ANA	3-0
381	NIKOLAI KHABIBULIN	03/19/08	WSH	5-0
382	NIKOLAI KHABIBULIN	10/22/08	EDM	3-0
383	CRISTOBAL HUET	12/10/08	OTT	2-0
384	CRISTOBAL HUET	01/06/09	@ ARI	6-0
385	CRISTOBAL HUET	02/19/09	@ FLA	4-0
386	NIKOLAI KHABIBULIN	04/05/09	@ CBJ	1-0
387	NIKOLAI KHABIBULIN	04/12/09	DET	3-0
388	ANTTI NIEMI	10/03/09	@ FLA	4-0*
389	CRISTOBAL HUET	10/24/09	NSH	2-0
390	ANTTI NIEMI	11/22/09	@ VAN	1-0

NO.	NAME	DATE	TEAM	SCORE
391	ANTTI NIEMI	12/13/09	TBL	4-0
392	CRISTOBAL HUET	12/16/09	STL	3-0
393	CRISTOBAL HUET	12/20/09	DET	3-0
394	ANTTI NIEMI	12/23/09	@ DET	3-0
395	CRISTOBAL HUET	01/14/10	CBJ	3-0
396	ANTTI NIEMI	03/18/10	@ LAK	3-0
397	ANTTI NIEMI	03/23/10	ARI	2-0
398	ANTTI NIEMI	03/31/10	@ MIN	4-0
399	MARTY TURCO	11/17/10	@ EDM	5-0
400	COREY CRAWFORD	01/09/11	NYI	5-0
401	COREY CRAWFORD	01/12/11	COL	4-0
402	COREY CRAWFORD	02/24/11	@ NSH	3-0
403	COREY CRAWFORD	03/23/11	FLA	4-0
404	COREY CRAWFORD	02/10/13	@ NSH	3-0
405	COREY CRAWFORD	02/24/13	CBJ	1-0
406	COREY CRAWFORD	02/28/13	@ STL	3-0**
407	RAY EMERY	03/26/13	CGY	2-0
408	RAY EMERY	04/06/13	@ NSH	1-0
409	RAY EMERY	04/09/13	@ MIN	1-0
410	COREY CRAWFORD	04/14/13	@ STL	2-0
411	ANTTI RAANTA	12/30/13	LAK	1-0
412	COREY CRAWFORD	02/05/14	@ ANA	2-0
413	COREY CRAWFORD	03/19/14	STL	4-0
414	ANTTI RAANTA	12/21/14	PHI	4-0
415	COREY CRAWFORD	11/04/14	@ MTL	5-0
416	ANTTI RAANTA	12/21/14	TOR	4-0
417	COREY CRAWFORD	02/26/15	@ FLA	3-0
418	SCOTT DARLING	03/18/15	@ NYR	1-0

* GAME PLAYED IN HELSINKI, FINLAND.

** COREY CRAWFORD AND RAY EMERY SHARED A SHUTOUT.
CURRENT PLAYERS IN **BOLD RED**.

BLACKHAWKS 30+ WIN SEASONS

WINS	GOALIE	SEASON	GP	RECORD	WINS	GOALIE	SEASON	GP	RECORD
43	ED BELFOUR	1990-91	74	43-19-7	33	COREY CRAWFORD	2010-11	57	33-18-6
41	ED BELFOUR	1992-93	71	41-18-11	32	TONY ESPOSITO	1972-73	56	32-17-7
38	TONY ESPOSITO	1969-70	63	38-17-8	32	COREY CRAWFORD	2013-14	59	32-16-10
37	ED BELFOUR	1993-94	70	37-24-6	32	COREY CRAWFORD	2014-15	57	32-20-5
35	TONY ESPOSITO	1970-71	57	35-14-7	31	TONY ESPOSITO	1971-72	48	31-10-6
34	GLENN HALL	1965-66	63	34-21-7	31	TONY ESPOSITO	1979-80	69	31-22-16
34	GLENN HALL	1963-64	65	34-19-11	31	GLENN HALL	1961-62	70	31-26-13
34	TONY ESPOSITO	1973-74	70	34-14-21	30	GLENN HALL	1962-63	66	30-20-15
34	TONY ESPOSITO	1974-75	71	34-30-7	30	TONY ESPOSITO	1975-76	68	30-23-13
33	JOCELYN THIBAULT	2001-02	67	33-23-9	30	COREY CRAWFORD	2011-12	57	30-17-7

2015 CUP
LEADERSHIP
PLAYERS
2014-15
OPPONENTS
TRADITION
RECORDS
PLAYOFFS
HISTORY
MINORS
NHL
MEDIA

PENALTY SHOTS FOR AND AGAINST

PENALTY SHOTS: AGAINST

	PLAYER	DATE
2015 CUP	EARL ROBINSON	12/16/34
	CHARLIE CONACHER	12/22/34
	BERT CONNOLLY	01/24/35
LEADERSHIP	KING CLANCY	11/14/36
	ALEX SHIBICKY	02/01/38
	JOHN GALLAGHER	03/15/38
PLAYERS	PAT EGAN	03/05/42
	BEP GUIDOLIN	11/31/43
	MAURICE RICHARD	03/17/45
2014-15	SYL APPS	03/06/46
	MAURICE RICHARD	01/01/52
	LARRY LEACH	11/08/59
OPPONENTS	BRUCE MacGREGOR	01/31/62
	J.C.TREMBLAY	02/17/62
	JOHN BUCYK	11/01/62
TRADITION	MURRAY OLIVER	01/16/63
	DOUG BARKLEY	11/20/63
	FORBES KENNEDY	12/22/63
RECORDS	BOBBY ROUSSEAU	01/12/64
	DEAN PRENTICE	12/27/64
	FRANK MAHOVLICH	11/23/66
PLAYOFFS	NORM ULLMAN	01/05/67
	BOB DILLABOUGH	02/25/67
	MIKE WALTON	03/10/68
HISTORY	BUSTER HARVEY	10/14/73
	GREG POLIS	04/06/74
	DENNIS MARUK	01/14/76
MINORS	BOB NEVIN	02/11/76
	BERNIE FEDERKO	02/17/79
	PERRY TURNBULL	10/23/82
NHL	GREG TERRION	10/15/83
	GILBERT PERREAULT	11/25/83
	GREG TERRION	01/14/84
MEDIA	ANDY BRICKLEY	11/29/84
	ROB RAMAGE	02/03/85
	DEAN EVASON	01/13/88
	STEVE TUTTLE	02/05/89
	GREG ADAMS	12/10/89
	JOE KOCUR	11/29/90
	STEVE MALTAIS	02/25/93
	PHILIPPE BOZON	04/03/93
	RANDY WOOD	01/11/94
	STEVE LARMER	01/16/94
	ROMAN OKSIUTA	02/04/94
	MARK HOWE	03/22/94
	BRETT HULL	01/04/96
	GEOFF COURTNALL	12/13/96
	ADAM DEADMARSH	03/01/97
	ROB ZAMUNER	10/09/97
	MATS SUNDIN	01/10/98
	DAVID VYBORNÝ	10/15/00
	SERGEI BRYLIN	03/20/02
	MARIAN GABORIK	02/05/03
	MIKE KNUBLE	03/09/03
	MIKE JOHNSON	03/14/03
	ESA PIIRNES	10/12/03
	MILAN HEJDUK	01/11/04

* 0:12 FROM START OF GAME.

TOTAL ATTEMPTS: 91

OPPONENT
MTL MAROONS
@ Toronto
@ NY Rangers
@ Toronto
@ NY Rangers
@ NY Americans
@ NY Americans
@ Boston
@ Montreal
TORONTO
MONTREAL
@ Boston
DETROIT
@ Montreal
@ Boston
BOSTON
DETROIT
@ Boston
MONTREAL
BOSTON
@ Toronto
@ Detroit
BOSTON
TORONTO
MINNESOTA
@ St. Louis
@ California
LOS ANGELES
@ St. Louis
@ St. Louis
@ Toronto
@ Buffalo
@ Toronto
@ Pittsburgh
ST. LOUIS
HARTFORD
ST. LOUIS
VANCOUVER
DETROIT
@ Tampa Bay
@ St. Louis
BUFFALO
NY RANGERS
@ Edmonton
@ Detroit
ST. LOUIS
@ St. Louis
@ Colorado
TAMPA BAY
@ Toronto
COLUMBUS
NEW JERSEY
MINNESOTA
BOSTON
PHOENIX
LOS ANGELES
COLORADO

TOTAL GOALS: 33 (36.3%)

GOALIE	RESULT
LORNE CHABOT	GOAL
LORNE CHABOT	NO GOAL
LORNE CHABOT	NO GOAL
MIKE KARAKAS	GOAL
MIKE KARAKAS	GOAL
MIKE KARAKAS	NO GOAL
SAM LOPRESTI	GOAL
HEC HIGHTON	NO GOAL
DOUG STEVENSON	NO GOAL
MIKE KARAKAS	GOAL
HARRY LUMLEY	GOAL*
GLENN HALL	NO GOAL
GLENN HALL	NO GOAL
GLENN HALL	NO GOAL
GLENN HALL	NO GOAL
GLENN HALL	GOAL
GLENN HALL	NO GOAL
GLENN HALL	NO GOAL
GLENN HALL	GOAL
DENIS DEJORDY	GOAL
GLENN HALL	GOAL
GLENN HALL	NO GOAL
GLENN HALL	NO GOAL
JACK NORRIS	NO GOAL
TONY ESPOSITO	NO GOAL
MIKE VEISOR	GOAL
TONY ESPOSITO	NO GOAL
TONY ESPOSITO	GOAL
TONY ESPOSITO	NO GOAL
MURRAY BANNERMAN	NO GOAL
TONY ESPOSITO	GOAL
MURRAY BANNERMAN	GOAL
MURRAY BANNERMAN	GOAL
MURRAY BANNERMAN	NO GOAL
MURRAY BANNERMAN	NO GOAL
DARREN PANG	NO GOAL
ALAIN CHEVRIER	NO GOAL
JACQUES CLOUTIER	NO GOAL
JACQUES CLOUTIER	GOAL
ED BELFOUR	NO GOAL
ED BELFOUR	GOAL
JEFF HACKETT	GOAL
ED BELFOUR	GOAL
ED BELFOUR	NO GOAL
ED BELFOUR	NO GOAL
JEFF HACKETT	NO GOAL
JEFF HACKETT	GOAL
JEFF HACKETT	GOAL
CHRIS TERRERI	NO GOAL
ANDREI TREFILOV	NO GOAL
ROBBIE TALLAS	GOAL
JOCELYN THIBAUT	NO GOAL
JOCELYN THIBAUT	NO GOAL
JOCELYN THIBAUT	GOAL
JOCELYN THIBAUT	NO GOAL
JOCELYN THIBAUT	NO GOAL
MICHAEL LEIGHTON	GOAL

PENALTY SHOTS FOR AND AGAINST

PENALTY SHOTS: AGAINST

PLAYER	DATE	OPPONENT	GOALIE	RESULT
ALEX ZHAMNOV	02/24/04	@ Philadelphia	MICHAEL LEIGHTON	NO GOAL
IVAN NOVOSELTSEV	04/03/04	@ Phoenix	ADAM MUNRO	NO GOAL
JAY MCCLEMENT	10/11/05	@ St. Louis	NIKOLAI KHABIBULIN	GOAL
ROBERT LANG	11/01/05	@ Detroit	NIKOLAI KHABIBULIN	NO GOAL
DOUG WEIGHT	12/16/05	ST. LOUIS	NIKOLAI KHABIBULIN	NO GOAL
JARKKO RUUTU	01/05/06	VANCOUVER	CRAIG ANDERSON	GOAL
ALEXANDRE BURROWS	01/05/06	VANCOUVER	CRAIG ANDERSON	NO GOAL
STEVE SULLIVAN	01/08/06	NASHVILLE	CRAIG ANDERSON	GOAL
DAN FRITSCHKE	03/15/06	COLUMBUS	NIKOLAI KHABIBULIN	NO GOAL
NIKLAS HAGMAN	10/20/06	@ Dallas	BRIAN BOUCHER	NO GOAL
JARRET STOLL	12/10/06	EDMONTON	NIKOLAI KHABIBULIN	GOAL
RICK NASH	12/31/06	@ Columbus	NIKOLAI KHABIBULIN	NO GOAL
BILL GUERIN	03/13/07	@ San Jose	PATRICK LALIME	GOAL
MARK STREIT	01/08/08	@ Montreal	PATRICK LALIME	NO GOAL
DANIEL SEIDIN	02/10/08	@ Vancouver	NIKOLAI KHABIBULIN	NO GOAL
MATT STAJAN	12/22/08	@ Toronto	NIKOLAI KHABIBULIN	NO GOAL
RICK NASH	04/08/09	COLUMBUS	NIKOLAI KHABIBULIN	NO GOAL
MATTHEW LOMBARDI	03/20/10	@ Phoenix	ANTTI NIEMI	NO GOAL
JAKUB VORACEK	03/25/10	@ Columbus	CRISTOBAL HUET	GOAL
BRAD BOYES	04/07/10	ST. LOUIS	ANTTI NIEMI	GOAL
TEEMU SELANNE	01/02/11	@ Anaheim	COREY CRAWFORD	NO GOAL
MIKHAIL GRABOVSKI	03/05/11	@ Toronto	COREY CRAWFORD	NO GOAL
ERIC STAAL	10/28/11	@ Carolina	COREY CRAWFORD	NO GOAL
MIKE RICHARDS	12/28/11	LOS ANGELES	COREY CRAWFORD	NO GOAL
RYAN GARBUIT	01/24/13	@ Dallas	COREY CRAWFORD	NO GOAL
JONATHAN HUIBERDEAU	10/22/13	@ Florida	COREY CRAWFORD	NO GOAL
T.J. GALLIARDI	11/03/13	CALGARY	COREY CRAWFORD	NO GOAL
SAM GAGNER	11/10/13	EDMONTON	COREY CRAWFORD	NO GOAL
ALEX CHIASSON	11/29/13	@ Dallas	COREY CRAWFORD	NO GOAL
ANTOINE ROUSSEL	12/03/13	DALLAS	COREY CRAWFORD	GOAL
DUSTIN BROWN	12/30/13	LOS ANGELES	ANTTI RAANTA	NO GOAL
NINO NIEDERREITER	12/16/14	MINNESOTA	ANTTI RAANTA	GOAL
JASON ZUCKER	01/11/15	MINNESOTA	COREY CRAWFORD	NO GOAL
DEREK MACKENZIE	02/24/15	FLORIDA	SCOTT DARLING	NO GOAL

PENALTY SHOTS: FOR

PLAYER	DATE	OPPONENT	GOALIE	RESULT
PAUL THOMPSON	01/01/36	DETROIT	NORM SMITH	GOAL
PAUL THOMPSON	02/01/38	@ NY Rangers	DAVE KERR	NO GOAL
JOFFRE DESILETS	12/25/39	@ Boston	FRANK BRIMSIK	NO GOAL
JOE COOPER	12/04/41	MONTREAL	BERT GARDINER	GOAL
ART WIEBE	01/15/42	@ Brooklyn	EARL ROBERTSON	GOAL
MAX BENTLEY	02/01/42	MONTREAL	PAUL BIBEAL	NO GOAL
JIM CONACHER	12/04/48	@ Toronto	TURK BRODA	NO GOAL
CHICO MAKI	12/15/68	OAKLAND	GARY SMITH	NO GOAL
JIM PAPPIN	11/27/71	@ Toronto	BERNIE PARENT	NO GOAL
STAN MIKITA	03/15/72	NY RANGERS	ED GIACOMINI	NO GOAL
PIT MARTIN	11/08/72	NY ISLANDERS	GERRY DESJARDINS	NO GOAL
JIM PAPPIN	10/23/74	WASHINGTON	MICHEL BELHUMIER	NO GOAL
STAN MIKITA	10/23/74	WASHINGTON	MICHEL BELHUMIER	NO GOAL
CLIFF KOROLL	10/24/76	ST. LOUIS	ED JOHNSTON	GOAL
ALAIN DAIGLE	11/21/76	@ Pittsburgh	DUNC WILSON	NO GOAL
GLENN SHARPLEY	02/12/81	LOS ANGELES	MARIO LESSARD	NO GOAL
DENIS SAVARD	01/10/82	VANCOUVER	RICHARD BRODEUR	NO GOAL

CURRENT PLAYERS IN **BOLD RED**.

2015 CUP	LEADERSHIP	PLAYERS	2014-15	OPPONENTS	TRADITION	RECORDS	PLAYOFFS	HISTORY	MINORS	NHL	MEDIA
----------	------------	---------	---------	-----------	-----------	---------	----------	---------	--------	-----	-------

PENALTY SHOTS FOR AND AGAINST

PENALTY SHOTS: FOR

	PLAYER	DATE	OPPONENT	GOALIE	RESULT
2015 CUP	BILL GARDNER	10/13/84	@ NY Islanders	KELLY HRUDEY	GOAL
	DOUG WILSON	01/13/85	NY ISLANDERS	BILL SMITH	NO GOAL
	DENIS SAVARD	03/10/85	MINNESOTA	ROLAND MELANSON	NO GOAL
LEADERSHIP	DENIS SAVARD	12/15/85	DETROIT	GREG STEFAN	GOAL
	TROY MURRAY	12/30/87	MINNESOTA	KARI TAKKO	GOAL
	DENIS SAVARD	02/03/88	DETROIT	GLEN HANLON	NO GOAL
PLAYERS	STEVE LARMER	02/22/89	MINNESOTA	KARI TAKKO	NO GOAL
	DAVE MANSON	01/24/91	BUFFALO	DARCY WAKALUK	NO GOAL
	WAYNE PRESLEY	02/09/91	@ Boston	REGGIE LEMELIN	GOAL
2014-15	MICHEL GOULET	02/26/91	ST. LOUIS	PAT JABLONSKI	NO GOAL
	BRYAN MARCHMENT	12/31/92	TAMPA BAY	PAT JABLONSKI	NO GOAL
	JEREMY ROENICK	03/07/95	CALGARY	ANDREI TREFILOV	NO GOAL
OPPONENTS	DIRK GRAHAM	03/09/95	LOS ANGELES	KELLY HRUDEY	NO GOAL
	JIM CUMMINS	04/07/96	DETROIT	MIKE VERNON	NO GOAL
	TONY AMONTE	02/01/98	@ Anaheim	GUY HEBERT	NO GOAL
TRADITION	TODD WHITE	02/26/99	LOS ANGELES	JAMIE STORR	NO GOAL
	DOUG GILMOUR	10/16/99	@ Pittsburgh	PETER SKUDRA	NO GOAL
	ALEX ZHAMNOV	03/22/01	NASHVILLE	TOMAS VOUKON	NO GOAL
RECORDS	KYLE CALDER	12/01/01	@ Toronto	CURTIS JOSEPH	NO GOAL
	ALEX ZHAMNOV	12/30/01	ANAHEIM	STEVE SHIELDS	NO GOAL
	STEVE SULLIVAN	11/15/02	WASHINGTON	OLAF KOLZIG	NO GOAL
PLAYOFFS	ALEX ZHAMNOV	12/13/02	@ Buffalo	MARTIN BIRON	GOAL
	STEVE SULLIVAN	02/25/03	PHILADELPHIA	ROMAN CECHEMANEK	NO GOAL
	DUNCAN KEITH	03/30/07	COLUMBUS	BRIAN BOUCHER	NO GOAL
HISTORY	PATRICK SHARP	12/22/07	@ Ottawa	RAY EMERY	NO GOAL
	PATRICK SHARP	01/03/08	@ Arizona	MIKAE TELLOVIST	NO GOAL
	PATRICK KANE	01/09/08	DALLAS	MARTY TURCO	NO GOAL
MINORS	RENE BOURQUE	01/19/08	@ Arizona	ILJA BRYZGALOV	NO GOAL
	ROBERT LANG	03/11/08	@ Detroit	CHRIS OSGOOD	NO GOAL
	PATRICK SHARP	11/12/08	BOSTON	TIM THOMAS	NO GOAL
NHL	JONATHAN TOEWS	03/20/09	EDMONTON	DWAYNE ROLOSON	NO GOAL
	PATRICK SHARP	03/29/09	VANCOUVER	ROBERTO LUONGO	NO GOAL
	DUSTIN BYFUGLIEN	04/11/09	@ Detroit	TY CONKLIN	GOAL
MEDIA	PATRICK SHARP	10/14/09	EDMONTON	NIKOLAI KHABIBULIN	NO GOAL
	TROY BROUWER	12/13/09	TAMPA BAY	ANTERO NIITYMAKI	NO GOAL
	PATRICK KANE	01/21/10	@ Calgary	MIKKKA KIPRUSOFF	NO GOAL
	JACK SKILLE	12/26/10	COLUMBUS	MATHIEU GARON	NO GOAL
	VIKTOR STALBERG	01/05/11	DALLAS	KARI LEHTONEN	NO GOAL
	MARIAN HOSSA	01/23/11	PHILADELPHIA	SERGEI BOBROVSKY	GOAL
	JONATHAN TOEWS	12/30/11	DETROIT	JIMMY HOWARD	GOAL
	JIMMY HAYES	01/08/12	DETROIT	TY CONKLIN	NO GOAL
	JONATHAN TOEWS	02/16/12	@ NY Rangers	MARTIN BIRON	GOAL
	PATRICK SHARP	03/02/12	@ Ottawa	ROBIN LEHNER	NO GOAL
	VIKTOR STALBERG	03/11/12	LOS ANGELES	JONATHAN QUICK	NO GOAL
	PATRICK KANE	11/02/13	@ Winnipeg	AL MONTROYA	NO GOAL
	PATRICK SHARP	11/17/13	SAN JOSE	ANTTI NIEMI	GOAL
	ANDREW SHAW	10/26/14	OTTAWA	CRAIG ANDERSON	NO GOAL
	BRANDON SAAD	03/21/15	@ Dallas	KARI LEHTONEN	NO GOAL

ALL-TIME SHOOTOUTS

DATE	OPP.	RESULT	GAME SCORE	RDS	SCORE	CHI GOALTENDER	OPP. GOALTENDER	CHI SCORERS	2015 CUP
10/14/05	@ COL	W	3-2	3	3-1	N. KHABIBULIN	P. BUDAJ	ARNASON, RUUTU, VOROBIEV	LEADERSHIP
12/02/05	@ TBL	L	3-2	3	2-1	C. ANDERSON	J. GRAHAME	BOUROUE	
12/11/05	@ ATL	W	5-4	5	3-2	N. KHABIBULIN	M. GARNETT	VOROBIEV, SPACEK, HOLMOVIST	PLAYERS
01/15/06	NJD	L	3-2	4	2-1	A. MUNRO	M. BRODEUR	HOLMOVIST	
02/02/06	@ STL	L	6-5	3	2-1	C. CRAWFORD	C. SANFORD	VRBATA	2014-15
03/03/06	VAN	L	5-4	3	1-0	C. ANDERSON	A. AULD	NONE	
03/24/06	@ DAL	L	3-2	8	2-1	N. KHABIBULIN	J. HEDBERG	BARNABY	OPPONENTS
04/08/06	@ NSH	L	2-1	2	2-0	C. ANDERSON	C. MASON	NONE	
11/09/06	@ NJD	L	2-1	2	2-0	B. BOUCHER	M. BRODEUR	NONE	TRADITION
11/16/06	@ ARI	L	3-2	3	2-1	B. BOUCHER	C. JOSEPH	HAMILTON	
11/17/06	@ ANA	W	4-3	3	1-0	N. KHABIBULIN	I. BRYZGALOV	RUUTU	RECORDS
12/05/06	@ MIN	L	3-2	6	3-2	N. KHABIBULIN	M. FERNANDEZ	HAMILTON, SMOLINSKI	
12/07/06	ARI	L	2-1	6	2-1	N. KHABIBULIN	M. TELLOVIST	RUUTU	PLAYOFFS
01/14/07	MIN	L	4-3	3	1-0	N. KHABIBULIN	M. FERNANDEZ	NONE	
02/06/07	@ CGY	W	3-2	2	2-0	N. KHABIBULIN	M. KIPRUSOFF	HAVLAT, HAMILTON	HISTORY
02/14/07	@ PIT	L	5-4	3	2-0	N. KHABIBULIN	M. FLEURY	NONE	
02/16/07	VAN	L	2-1	2	2-0	P. LALIME	R. LUONGO	NONE	MINORS
03/04/07	OTT	W	4-3	4	2-1	P. LALIME	M. GERBER	HAMILTON, VRBATA	
03/15/07	@ LAK	W	4-3	7	3-2	N. KHABIBULIN	S. BURKE	HAVLAT, SHARP, ALEXEEV	NHL
04/03/07	@ NSH	W	3-2	3	3-1	P. LALIME	C. MASON	WILLIAMS, VRBATA, HAMILTON	
04/05/07	DET	W	3-2	4	2-1	N. KHABIBULIN	C. OSGOOD	WILLIAMS, SHARP	MEDIA
10/06/07	DET	W	4-3	3	1-0	N. KHABIBULIN	D. HASEK	KANE	
11/24/07	@ EDM	L	3-2	3	2-0	N. KHABIBULIN	D. ROLOSON	NONE	
01/13/08	@ NSH	W	3-2	3	2-1	P. LALIME	D. ELLIS	KANE, SHARP	
01/18/08	@ COL	W	2-1	4	2-1	P. LALIME	J. THEODORE	KANE, LANG	
01/19/08	@ ARI	W	2-1	2	2-0	P. LALIME	I. BRYZGALOV	KANE, HAVLAT	
02/02/08	@ SJS	L	3-2	5	2-1	N. KHABIBULIN	E. NABOKOV	KANE	
02/10/08	@ VAN	L	3-2	3	1-0	N. KHABIBULIN	R. LUONGO	NONE	
03/22/08	@ NSH	L	2-1	3	2-1	N. KHABIBULIN	D. ELLIS	KANE	
03/30/08	CBJ	W	5-4	3	1-0	N. KHABIBULIN	F. NORRENA	KANE	
10/13/08	NSH	L	3-2	2	2-0	C. HUET	D. ELLIS	NONE	
10/18/08	@ STL	L	4-3	4	2-1	N. KHABIBULIN	M. LEGACE	TOEWS	
10/25/08	DET	L	6-5	4	2-1	N. KHABIBULIN	T. CONKLIN	TOEWS	
11/01/08	@ CBJ	W	4-3	3	1-0	C. HUET	F. NORRENA	TOEWS	
11/12/08	BOS	L	3-2	3	2-1	N. KHABIBULIN	T. THOMAS	KANE	
11/18/08	@ ARI	W	3-2	2	2-0	N. KHABIBULIN	I. BRYZGALOV	TOEWS, SHARP	
12/06/08	@ DET	L	5-4	3	1-0	C. HUET	T. CONKLIN	NONE	
03/11/09	CAR	W	3-2	4	3-2	C. HUET	C. WARD	TOEWS, KANE, VERSTEEG	
03/20/09	EDM	L	5-4	2	2-0	N. KHABIBULIN	D. ROLOSON	NONE	
03/25/09	SJS	W	6-5	2	2-0	N. KHABIBULIN	E. NABOKOV	KANE, TOEWS	
04/08/09	CBJ	L	4-3	3	1-0	N. KHABIBULIN	S. MASON	NONE	
10/02/09	FLA	L	4-3	3	2-1	C. HUET	T. VOKOUN	TOEWS	
10/10/09	COL	W	4-3	9	4-3	C. HUET	C. ANDERSON	TOEWS, VERSTEEG, KOPECKY, LADD	
11/06/09	@ COL	L	4-3	8	2-1	A. NIEMI	C. ANDERSON	KANE	
11/11/09	COL	W	3-2	3	2-1	C. HUET	C. ANDERSON	TOEWS, SHARP	
11/28/09	@ LAK	L	2-1	2	2-0	C. HUET	J. QUICK	NONE	
12/01/09	CBJ	W	4-3	11	2-1	C. HUET	S. MASON	HOSSA, SEABROOK	
12/18/09	BOS	W	5-4	2	2-0	A. NIEMI	T. THOMAS	TOEWS, KANE	
01/09/10	@ MIN	L	6-5	8	2-1	C. HUET	J. HARDING	KANE	
01/17/10	@ DET	W	4-3	4	3-2	A. NIEMI	J. HOWARD	TOEWS, HOSSA, SHARP	
02/05/10	ARI	L	2-1	3	2-1	C. HUET	J. LABARBERA	TOEWS	
02/09/10	DAL	W	4-3	5	1-0	A. NIEMI	M. TURCO	VERSTEEG	
02/13/10	ATL	W	5-4	3	1-0	A. NIEMI	O. PAVELEC	TOEWS	
02/14/10	@ CBJ	W	5-4	4	2-1	A. NIEMI	M. GARON	KANE, BROUWER	

CURRENT PLAYERS IN BOLD RED.

ALL-TIME SHOOTOUTS

ALL-TIME SHOOTOUTS

	DATE	OPP.	RESULT	GAME SCORE	RDS	SCORE	CHI GOALTENDER	OPP. GOALTENDER	CHI SCORERS
2015 CUP	03/20/10	@ ARI	L	5-4	3	1-0	A. NIEMI	I. BRYZGALOV	NONE
	04/02/10	@ NJD	W	2-1	3	1-0	A. NIEMI	M. BRODEUR	TOEWS
	10/20/10	VAN	W	2-1	3	3-2	M. TURCO	R. LUONGO	TOEWS, SHARP, KANE
	11/06/10	@ ATL	W	5-4	5	2-1	M. TURCO	O. PAVELEC	TOEWS, STALBERG
LEADERSHIP	11/13/10	@ NSH	L	4-3	3	1-0	M. TURCO	P. RINNE	NONE
	01/07/11	OTT	W	3-2	2	2-0	C. CRAWFORD	B. ELLIOTT	TOEWS, KANE
	01/15/11	@ NSH	L	3-2	3	1-0	C. CRAWFORD	P. RINNE	NONE
	02/11/11	@ DAL	L	4-3	3	3-1	M. TURCO	K. LEHTONEN	TOEWS
PLAYERS	02/12/11	@ ARI	L	3-2	3	1-0	C. CRAWFORD	I. BRYZGALOV	NONE
	02/20/11	PIT	W	3-2	3	1-0	C. CRAWFORD	M. FLEURY	KANE
	02/27/11	ARI	W	4-3	3	1-0	C. CRAWFORD	I. BRYZGALOV	TOEWS
	03/09/11	@ TBL	L	4-3	3	1-0	C. CRAWFORD	D. ROLOSON	NONE
2014-15	04/01/11	@ CBJ	W	4-3	3	1-0	C. CRAWFORD	M. GARON	STALBERG
	10/15/11	BOS	L	3-2	3	1-0	C. CRAWFORD	T. THOMAS	NONE
	10/22/11	COL	L	5-4	3	1-0	C. CRAWFORD	S. VARLAMOV	NONE
	10/25/11	ANA	W	3-2	3	2-1	C. CRAWFORD	J. HILLER	TOEWS, KANE
OPPONENTS	11/03/11	@ FLA	W	3-2	3	1-0	C. CRAWFORD	J. MARKSTROM	KANE
	12/02/11	NYI	W	5-4	3	1-0	C. CRAWFORD	A. MONTOYA	TOEWS
	12/05/11	ARI	L	4-3	2	2-0	R. EMERY	M. SMITH	NONE
	12/14/11	@ MIN	W	4-3	2	2-0	R. EMERY	N. BACKSTROM	TOEWS, KANE
TRADITION	03/11/12	LAK	L	3-2	6	1-0	R. EMERY	J. QUICK	NONE
	03/13/12	STL	W	4-3	3	1-0	C. CRAWFORD	J. HALAK	KANE
	03/27/12	@ NJD	L	2-1	5	2-1	C. CRAWFORD	M. BRODEUR	SHARP
	03/29/12	STL	W	4-3	4	1-0	C. CRAWFORD	J. HALAK	BOLLAND
RECORDS	04/01/12	MIN	L	5-4	3	2-1	R. EMERY	J. HARDING	KANE
	04/05/12	@ MIN	L	2-1	3	1-0	C. CRAWFORD	J. HARDING	NONE
	04/07/12	@ DET	W	3-2	3	1-0	C. CRAWFORD	J. HOWARD	KANE
	01/30/13	@ MIN	L	3-2	3	2-1	C. CRAWFORD	N. BACKSTROM	TOEWS
PLAYOFFS	02/01/13	@ VAN	L	2-1	4	1-0	C. CRAWFORD	R. LUONGO	NONE
	02/02/13	@ CGY	W	3-2	3	1-0	R. EMERY	M. KIPRUSOFF	KANE
	02/12/13	ANA	L	3-2	3	2-1	C. CRAWFORD	V. FASTH	TOEWS
	02/19/13	VAN	W	4-3	3	2-1	R. EMERY	C. SCHNEIDER	KANE, SHAW
HISTORY	03/03/13	@ DET	W	2-1	3	1-0	C. CRAWFORD	J. HOWARD	KANE
	03/14/13	@ CBJ	W	2-1	3	2-1	C. CRAWFORD	S. BOBROVSKY	TOEWS, KANE
	04/01/13	NSH	W	3-2	5	2-1	C. CRAWFORD	P. RINNE	TOEWS, ROZSIVAL
	04/04/13	STL	L	4-3	6	4-3	C. CRAWFORD	B. ELLIOTT	TOEWS, KANE, HOSSA
MINORS	04/12/13	DET	W	3-2	5	2-1	C. CRAWFORD	J. HOWARD	HOSSA, SAAD
	04/20/13	ARI	L	3-2	3	2-1	C. CRAWFORD	M. SMITH	KANE
	10/05/13	TBL	L	3-2	3	1-0	C. CRAWFORD	B. BISHOP	NONE
	10/15/13	@ CAR	W	3-2	3	1-0	C. CRAWFORD	C. WARD	SHARP
NHL	10/17/13	STL	L	3-2	3	1-0	C. CRAWFORD	J. HALAK	NONE
	10/22/13	@ FLA	W	3-2	3	2-0	C. CRAWFORD	J. MARKSTROM	TOEWS, SHARP
	11/14/13	ARI	W	5-4	4	2-1	C. CRAWFORD	M. SMITH	TOEWS, PIRRI
	11/29/13	@ DAL	W	2-1	11	2-1	C. CRAWFORD	K. LEHTONEN	SHARP, SMITH
MEDIA	12/06/13	ANA	L	3-2	3	2-1	A. RAANTA	J. HILLER	TOEWS
	12/20/13	VAN	L	3-2	8	2-1	A. RAANTA	E. LACK	SHARP
	12/28/13	@ STL	L	6-5	5	3-2	A. RAANTA	B. ELLIOTT	TOEWS, SHARP
	01/05/14	SJS	L	3-2	2	2-0	C. CRAWFORD	A. STALOCK	NONE
	01/19/14	BOS	W	3-2	3	2-1	C. CRAWFORD	T. RASK	TOEWS, KANE
	01/22/14	@ DET	L	5-4	6	3-2	C. CRAWFORD	J. GUSTAVSSON	TOEWS, SHARP
	02/01/14	@ SJS	L	2-1	3	3-1	C. CRAWFORD	A. NIEMI	TOEWS
	04/03/14	MIN	W	3-2	3	1-0	C. CRAWFORD	I. BRYZGALOV	HOSSA
	10/09/14	@ DAL	W	3-2	3	1-0	C. CRAWFORD	K. LEHTONEN	KANE
	10/30/14	@ OTT	W	5-4	3	1-0	S. DARLING	C. ANDERSON	SHARP

CURRENT PLAYERS IN BOLD RED.

ALL-TIME SHOOTOUTS/LEADERBOARD

ALL-TIME SHOOTOUTS

DATE	OPP.	RESULT	GAME SCORE	RDS	SCORE	CHI GOALTENDER	OPP. GOALTENDER	CHI SCORERS
11/11/14	TBL	W	3-2	3	1-0	C. CRAWFORD	B. BISHOP	KANE
12/09/14	@ NJD	W	3-2	2	2-0	S. DARLING	K. KINKAID	TOEWS, KANE
12/20/14	@ CBJ	L	3-2	3	2-1	C. CRAWFORD	S. BOBROVSKY	SHAW
12/29/14	NSH	W	5-4	3	1-0	C. CRAWFORD	P. RINNE	TOEWS
01/21/15	@ PIT	W	3-2	2	2-0	C. CRAWFORD	M. FLEURY	TOEWS, KANE
02/09/15	ARI	L	3-2	3	2-1	A. RAANTA	M. SMITH	KANE
02/15/15	PIT	W	2-1	3	3-2	C. CRAWFORD	M. FLEURY	TOEWS, KANE, SHARP
02/18/15	DET	L	3-2	3	2-1	C. CRAWFORD	J. HOWARD	TOEWS
02/24/15	FLA	W	3-2	2	2-0	S. DARLING	R. LUONGO	TOEWS, SHARP
03/06/15	EDM	W	2-1	3	1-0	C. CRAWFORD	B. SCRIVENS	VERMETTE

TOTAL 60-58 (.508)

SHOOTOUT LEADERBOARD

GOALS

JONATHAN TOEWS	40
PATRICK KANE	36
PATRICK SHARP	17
MARIAN HOSSA	5
JEFF HAMILTON	5
MARTIN HAVLAT	3
TUOMO RUUTU	3
KRIS VERSTEEG	3
RADIM VRBATA	3

ATTEMPTS

PATRICK KANE	87
JONATHAN TOEWS	80
PATRICK SHARP	61
MARIAN HOSSA	21
MARTIN HAVLAT	13
RADIM VRBATA	11
KRIS VERSTEEG	10
JEFF HAMILTON	10
DAVE BOLLAND	9

SHOOTING PCT. (MIN. 5 ATTEMPTS)

TUOMO RUUTU	60.0 (3/5)
JONATHAN TOEWS	50.0 (40/80)
JEFF HAMILTON	50.0 (5/10)
PATRICK KANE	41.4 (36/87)
JASON WILLIAMS	40.0 (2/5)
KRIS VERSTEEG	30.0 (3/10)
VIKTOR STALBERG	28.6 (2/7)
PATRICK SHARP	27.9 (17/61)
RADIM VRBATA	27.3 (3/11)
MICHAEL HOLMOVIST	25.0 (2/8)
ANDREW SHAW	25.0 (2/8)

WINS

COREY CRAWFORD	26
NIKOLAI KHABIBULIN	10
ANTTI NIEMI	6
CRISTOBAL HUET	5
PATRICK LALIME	5
SCOTT DARLING	3
RAY EMERY	3

WIN PCT.

SCOTT DARLING	1.000 (3-0)
PATRICK LALIME	.833 (5-1)
ANTTI NIEMI	.750 (6-2)
COREY CRAWFORD	.565 (26-20)
RAY EMERY	.500 (3-3)
MARTY TURCO	.500 (2-2)
CRISTOBAL HUET	.455 (5-6)
NIKOLAI KHABIBULIN	.417 (10-14)

ATTEMPTS FACED

COREY CRAWFORD	158
NIKOLAI KHABIBULIN	86
CRISTOBAL HUET	50
ANTTI NIEMI	32
RAY EMERY	19
ANTTI RAANTA	18
PATRICK LALIME	17
MARTY TURCO	13

SAVE PCT. (MIN. 5 ATTEMPTS)

SCOTT DARLING	1.000 (7/7)
ANTTI NIEMI	.815 (26/32)
COREY CRAWFORD	.722 (114/158)
RAY EMERY	.684 (13/19)
PATRICK LALIME	.647 (11/17)
CRISTOBAL HUET	.640 (32/50)
NIKOLAI KHABIBULIN	.628 (54/86)
ANTTI RAANTA	.500 (9/18)
MARTY TURCO	.462 (6/13)
CRAIG ANDERSON	.286 (2/7)

DOUBLE-FIGURE GOAL GAMES

DOUBLE-FIGURE GOALS AGAINST

DATE	OPPONENT	SCORE
01/24/28	@ MTL	10-0
03/12/29	@ BOS	11-1
03/19/32	@ TOR	11-3
10/29/44	TOR	11-5
01/06/45	@ MTL	10-1
11/30/46	@ TOR	11-0
01/08/47	@ TOR	10-4
03/08/47	@ TOR	12-4
03/16/47	DET	10-6
12/06/47	@ TOR	12-5
03/05/50	@ BOS	11-4
02/07/51	@ DET	11-3
03/04/51	@ BOS	10-2
03/10/51	@ MTL	12-2
03/12/52	@ NYR	10-2
11/22/52	@ DET	10-1
01/09/54	@ MTL	12-1
01/09/58	@ MTL	11-3
12/14/68	@ BOS	10-5
02/15/75	@ MTL	12-3
02/21/76	@ PIT	10-1
11/06/76	MTL	11-3
02/20/77	TOR	10-8
11/26/80	@ EDM	10-3
01/12/83	EDM	10-4
10/15/83	@ TOR	10-8
11/05/83	@ MIN	10-5
12/11/85	EDM	12-9
03/15/86	@ HFD	11-4
12/04/87	@ DET	12-0
10/16/88	BOS	10-3
11/12/98	TOR	10-3

DOUBLE-FIGURE GOALS FOR

DATE	OPPONENT	SCORE
01/01/31	PHI QU	10-3
02/22/40	MTL	10-1
01/28/43	NYR	10-1
11/14/43	NYR	10-5
10/30/49	BOS	10-4
02/17/55	BOS	10-2
12/04/65	@ BOS	10-1
12/08/66	@ BOS	10-2
10/16/68	MIN	10-4
01/30/69	@ PHI	12-0
04/05/70	MTL	10-2
10/27/74	STL	10-3
02/22/75	WSH	10-3
11/23/80	HFD	11-3
11/08/81	CGY	10-4
11/15/81	COL	10-0
12/15/82	WPG	10-3
10/12/88	WPG	10-1

2015 CUP
LEADERSHIP
PLAYERS
2014-15
OPPONENTS
TRADITION
RECORDS
PLAYOFFS
HISTORY
MINORS
NHL
MEDIA

CAREER: GAMES

Most games	1,394	STAN MIKITA	
Most games, including playoffs	1,549	STAN MIKITA	
Most consecutive games played	884	STEVE LARMER	(10/06/82 to 04/15/93)
Most consecutive games played by a goaltender	363	GLENN HALL	(10/08/57 to 11/07/62)
Most seasons	22	STAN MIKITA	

CAREER: GOALS

Career	604	BOBBY HULL	
Career, including playoffs	666	BOBBY HULL	
Games scoring 3+ goals	28	BOBBY HULL	
20+ goal seasons	14	STAN MIKITA	
Consecutive 20+ goal seasons	14	STAN MIKITA	1961-62 to 1974-75
30+ goal seasons	13	BOBBY HULL	
Consecutive 30+ goal seasons	13	BOBBY HULL	1959-60 to 1971-72
40+ goal seasons	8	BOBBY HULL	
Consecutive 40+ goal seasons	4	BOBBY HULL	1965-66 to 1968-69
		JEREMY ROENICK	1990-91 to 1993-94
50+ goal seasons	5	BOBBY HULL	
Consecutive 50+ goal seasons	2	BOBBY HULL	1965-66 to 1966-67
		JEREMY ROENICK	1991-92 to 1992-93

CAREER: ASSISTS

Career	926	STAN MIKITA	
Career, including playoffs	1,017	STAN MIKITA	

CAREER: POINTS

Career	1,467	STAN MIKITA	
Career, including playoffs	1,617	STAN MIKITA	
Most 100+ point seasons	5	DENIS SAVARD	
Most consecutive 100+ point seasons	3	JEREMY ROENICK	1991-92 to 1993-94

CAREER: PENALTY MINUTES

Career	1,495	CHRIS CHELIOS	(1990-91 to 1998-99)
By a goaltender	242	ED BELFOUR	(1988-89 to 1996-97)

SEASON: GOALS

Regular season	58	BOBBY HULL	1968-69 (74GP)
Season, including playoffs	65	JEREMY ROENICK	1991-92 (53 regular season, 12 playoffs)
Power-play goals	24	JEREMY ROENICK	1993-94
Shorthanded goals	10	DIRK GRAHAM	1988-89
Game-winning goals	13	JEREMY ROENICK	1991-92
Games scoring 3+ goals	4	BOBBY HULL	1959-60, 1965-66
By a defenseman	39	DOUG WILSON	1981-82 (76GP)
By a center	53	JEREMY ROENICK	1991-92 (80GP)
By a right wing	46	STEVE LARMER	1984-85 (80GP)
By a left wing	58	BOBBY HULL	1968-69 (74GP)
By a rookie	43	STEVE LARMER	1982-83 (80GP)
By a line	132	STEVE LARMER (43)	1982-83
		AL SECORD (54)	
		DENIS SAVARD (35)	

INDIVIDUAL RECORDS

SEASON: GOALS

Consecutive game goalscoring streak	10	BOBBY HULL	1968-69 (15)
Consecutive game multi-goalscoring streak	3	BOBBY HULL	12/19/65 to 12/25/65 (6)
		DOUG MOHNS	01/30/69 to 02/02/69 (6)
		AL SECORD	11/01/81 to 11/06/81 (8)
		STEVE LARMER	03/10/91 to 03/16/91 (6)
		STEVE SULLIVAN	03/09/03 to 03/14/03 (7)

SEASON: ASSISTS

Regular season	87	DENIS SAVARD	1981-82
		DENIS SAVARD	1987-88
Including playoffs	95	DENIS SAVARD	1982-83
By a defenseman	58	CHRIS CHELIOS	1995-96 (82GP)
		CHRIS CHELIOS	1992-93 (84GP)
By a center	87	DENIS SAVARD	1981-82 (80GP)
		DENIS SAVARD	1987-88 (80GP)
By a right wing	59	STEVE LARMER	1989-90 (80GP)
By a left wing	52	BOBBY HULL	1969-70 (78GP)
By a rookie	51	PATRICK KANE	2007-08 (82GP)
By a goaltender	6	DARREN PANG	1987-88 (45GP)
Consecutive game assist streak	14	STAN MIKITA	1967-68 (18A)

SEASON: POINTS

Regular season	131	DENIS SAVARD	1987-88	(80GP)
Including playoffs	138	DENIS SAVARD	1982-83	(121 regular season, 17 playoff)
		DENIS SAVARD	1987-88	(131 regular season, 7 playoff)
By a defenseman	85	DOUG WILSON	1981-82	(76GP)
By a center	131	DENIS SAVARD	1987-88	(80GP)
By a right wing	101	STEVE LARMER	1990-91	(80GP)
By a left wing	107	BOBBY HULL	1968-69	(74GP)
By a rookie	90	STEVE LARMER	1982-83	(80GP)
By a line	297	STEVE LARMER (90)	1982-83	
		DENIS SAVARD (121)		
		AL SECORD (86)		
Consecutive games scoring a point	21	BOBBY HULL	1971-72	(23G, 12A)
Consecutive games scoring a point by a defenseman	15	CHRIS CHELIOS	1995-96	(4G, 16A)
100+ point scorers	131	DENIS SAVARD	1987-88	
	121	DENIS SAVARD	1982-83	
	119	DENIS SAVARD	1981-82	
	116	DENIS SAVARD	1985-86	
	107	BOBBY HULL	1968-69	
	107	JEREMY ROENICK	1992-93	
	107	JEREMY ROENICK	1993-94	
	105	DENIS SAVARD	1984-85	
	103	JEREMY ROENICK	1991-92	
	101	STEVE LARMER	1990-91	

SEASON: PENALTY RECORDS

Season	408	MIKE PELUSO	1991-92
By a goaltender	61	ED BELFOUR	1993-94

SEASON: SHOTS ON GOAL

Shots on goal	414	BOBBY HULL	1968-69	(78GP)
---------------	-----	------------	---------	--------

GAME: GOALS

In a period	4	MAX BENTLEY CLINT SMITH GRANT MULVEY AL SECORD	NYR MTL STL TOR	01/28/43 (3rd) 03/04/45 (3rd) 02/03/82 (1st) 01/07/87 (2nd)
Game	5	GRANT MULVEY	STL	02/03/82
By a defenseman	3	DICK REDMOND DOUG WILSON DUSTIN BYFUGLIEN	COL TOR ARI	02/12/77 01/26/91 11/30/07
By a rookie	3	CLIFF KOROLL RICK PATERSON STEVE LARMER STEVE LARMER J.P. DUMONT TYLER ARNASON	PHI VAN MIN TOR NYR @ SJS	12/14/69 01/28/81 11/14/82 12/18/82 04/08/99 12/28/02
Power-play goals	3	WAYNE PRESLEY JEREMY ROENICK BERNIE NICHOLLS TONY AMONTE ERIC DAZE JONATHAN TOEWS	DET @ NYI @ LAK @ CGY NYI PIT	11/07/87 12/07/91 02/28/95 11/28/98 12/07/01 02/27/09
Shorthanded goals	2	ERIC NESTERENKO STAN MIKITA CHICO MAKI DARRYL SUTTER RICK PATERSON DENIS SAVARD STEVE SULLIVAN PATRICK SHARP RENE BOURQUE	MTL DET BUF EDM WPG WPG @ COL @ STL @ DET	03/07/65 03/20/69 12/09/70 10/18/81 01/16/85 10/12/88 01/26/01 11/03/07 11/17/07
Power-play goals by a defenseman	2	DOUG WILSON BOB MURRAY DOUG WILSON BEHN WILSON DAVE MANSON DUSTIN BYFUGLIEN	VAN DET @ STL STL @ BOS ARI	01/10/82 11/21/82 10/27/85 04/06/86 11/26/88 11/30/07

GAME: ASSISTS

In a period	4	DOUG BENTLEY BILL MOSIENKO JIM WISTE CLIFF KOROLL JIM PAPPIN PATRICK SHARP	NYR MTL TOR STL ATL SJS	01/28/43 (3rd) 03/04/45 (3rd) 11/09/69 (3rd) 12/16/70 (2nd) 03/24/73 (2nd) 03/14/11 (2nd)
Game	6	PAT STAPLETON	DET	03/30/69
By an opponent	7	BILL TAYLOR WAYNE GREZKY	DET EDM	03/16/47 12/11/85
By a defenseman	6	PAT STAPLETON	DET	03/30/69
By a goaltender	2	TONY ESPOSITO NIKOLAI KHABIBULIN	MIN TBL	12/11/77 11/28/07
By a rookie	4	JIM WISTE MARK LAVARRE BRENT SEABROOK	TOR TOR SJS	11/09/69 01/07/87 10/07/05

2015 CUP
LEADERSHIP
PLAYERS
2014-15
OPPONENTS
TRADITION
RECORDS
PLAYOFFS
HISTORY
MINORS
NHL
MEDIA

INDIVIDUAL RECORDS

GAME: POINTS

In a period	5	LES CUNNINGHAM	MTL	01/28/40 (2G, 3A), 3rd
		MAX BENTLEY	NYR	01/28/43 (4G, 1A), 3rd
Game	7	GRANT MULVEY	STL	02/03/82 (4G, 1A), 1st
		MAX BENTLEY	NYR	01/28/43 (4G, 3A)
By an opponent	8	GRANT MULVEY	STL	02/03/82 (5G, 2A)
		BERT OLMSTEAD	@ MTL	01/09/54 (4G, 4A)
By a rookie	4	SAM GAGNER	@ EDM	02/02/12 (4G, 4A)
		BILL MOSIENKO	DET	02/12/42 (2G, 2A)
		JIM WISTE	TOR	11/09/69 (4A)
		STEVE LARMER	@ EDM	12/29/82 (1G, 3A)
		ED OLCZYK	@ VAN	03/17/85 (1G, 3A)
		MARK LAVARRE	@ TOR	01/07/87 (4A)
		JEREMY ROENICK	WSH	02/15/89 (1G, 3A)
		J.P. DUMONT	NYR	04/08/99 (3G, 1A)
		MARK BELL	LAK	10/30/01 (1G, 3A)
		BRENT SEABROOK	SJS	10/07/05 (4A)
		PATRICK KANE	TBL	11/28/07 (2G, 2A)

GAME: PENALTY MINUTES

In a period	37	CHRIS CHELIOS	HFD	10/14/93 (minor, major, Misconduct and 2 Game Misconducts; 3rd)
Game	8	PHIL RUSSELL	MIN	03/26/77 (6 minors, Misconduct and Game Misconduct)
	8	CHRIS CHELIOS	HFD	10/14/93 (3 minors, major, 2 Misconducts and 2 Game Misconducts)
Total minutes	51	CHRIS CHELIOS	HFD	10/14/93

GAME: SHOTS ON GOAL

In a period	8	JEREMY ROENICK	@ SJS	02/11/94 (2nd)
Game	13	PATRICK SHARP	@ CBJ	10/05/10
By an opponent	12	RAY BOURQUE	BOS	12/29/85

QUICKEST: INDIVIDUAL RECORDS

Goal from start of game	0:08	BRENT SUTTER	@ VAN	02/05/95
Goal from start of a period	0:04	DENIS SAVARD	HFD	01/12/86 (3rd)
Penalty shot goal from start of game	1:05	JONATHAN TOEWS	@ NYR	02/16/12
Two goals from start of game	0:33	JOHN MARKS	@ PHI	11/13/75 (0:14 and 0:33)
Two goals	0:06	JIM PAPPIN	PHI	02/16/72 (2:57 and 3:03, 3rd)
Two goals by an opponent	0:05	PETE MAHOVLICH	@ MON	02/20/71 (12:16 and 12:21, 3rd)
Two shorthanded goals	0:51	STEVE SULLIVAN	@ COL	01/26/01 (16:43 and 17:34, 2nd)
Three goals	0:21	BILL MOSIENKO	@ NYR	03/23/52 (6:09, 6:20 and 6:30, 3rd)
Three goals by an opponent	1:52	CARL LISCOMBE	@ DET	03/13/38 (16:02, 17:31 and 17:54, 1st)
Four goals	8:24	AL SECORD	TOR	01/07/87 (0:31, 3:36, 3:46 and 8:55, 2nd)
Three assists	0:21	GUS BODNAR	@ NYR	03/23/52 (6:09, 6:20 and 6:30 3rd)
Goal by a rookie in first NHL game	13:43	JONATHAN TOEWS	SJS	10/10/07
Overtime goal	0:08	STEVE LARMER	WSH	10/25/90

CAREER: GOALTENDER RECORDS

Shutouts	74	TONY ESPOSITO	
Wins	413	TONY ESPOSITO	1969-70 to 1983-84
Consecutive 20+ win seasons	12	TONY ESPOSITO	1699-70 to 1980-81
	7	GLENN HALL	1957-58 to 1963-64
Most 40+ win seasons	2	ED BELFOUR	
Most 30+ win seasons	8	TONY ESPOSITO	
Most 20+ win seasons	13	TONY ESPOSITO	

SEASON: GOALTENDER RECORDS

Wins	43	ED BELFOUR	1990-91
By a rookie	43	ED BELFOUR	1990-91
Consecutive wins	12	RAY EMERY	01/20/13 to 03/26/13
Consecutive wins by a rookie	8	COREY CRAWFORD	02/20/11 to 03/05/11
		DENIS DEJORDY	12/09/64 to 12/27/64
Undefeated streak	12	DENIS DEJORDY	01/14/67 to 02/16/67 (9-0-3)
Games played	74	ED BELFOUR	1990-91
Games played by a rookie	74	ED BELFOUR	1990-91
Minutes played	4,219	TONY ESPOSITO	1974-75 (71GP)
Minutes played by a rookie	4,127	ED BELFOUR	1990-91 (74GP)
Shutouts	15	TONY ESPOSITO	1969-70
Shutouts by a rookie	15	TONY ESPOSITO	1969-70
Consecutive shutouts	4	CHARLIE GARDINER	1930-31
Consecutive scoreless minutes	290:12	CHARLIE GARDINER	1930-31
Most goalies used	6	LEIGHTON, ANDERSON, THIBAUT, PASSMORE, MUNRO, UNDERHILL	2003-04

GAME: GOALTENDER RECORDS

Shots against in a period	33	SAM LOPRESTI	@ BOS	03/04/41 (2nd)
Saves in a period	31	SAM LOPRESTI	@ BOS	03/04/41 (2nd)
Saves by an opponent in a period	24	JOHN BOWER	TOR	12/11/60 (2nd)
		GUMP WORSLEY	NYR	01/17/60 (1st)
Shots against in a game	83	SAM LOPRESTI	@ BOS	03/04/41 (27-33-23)
Saves in a game	80	SAM LOPRESTI	@ BOS	03/04/41 (27-31-22)
Saves by an opponent in a game	57	TOM BARRASSO	PIT	03/12/89



ED BELFOUR 30

2015 CUP

LEADERSHIP

PLAYERS

2014-15

OPPONENTS

TRADITION

RECORDS

PLAYOFFS

HISTORY

MINORS

NHL

MEDIA

TEAM RECORDS

WINNING IN ONE SEASON

Points	112	2009-10 (82 games)
Points in a shortened season	77	2012-13 (48 games)
Games won	52	2009-10 (82 games)
Games won at home	30	1970-71 (78 games)
Games won on the road	23	2009-10 (82 games)
Fewest games won	7	1927-28 (44 games), 1928-29 (44 games)
Fewest games won at home	6	1954-55 (35 games)
Fewest games won on the road	5	1983-84 (40 games)

LOSING IN ONE SEASON

Fewest points	17	1927-28 (44 games)
	31	1953-54 (70 games)
Most games lost	51	1953-54 (70 games)
	56 (combined regulation, OT and SOL)	2005-06 (82 games)
Fewest games lost	14	1973-74 (78 games)

GAMES TIED IN ONE SEASON

Most	23	1973-74 (78 games)
Fewest	3	1926-27 (44 games)
		1927-28 (44 games)
		1930-31 (44 games)
		1941-42 (48 games)
Most at home	13	1973-74 (39 games)
Most on the road	12	1967-68 (37 games), 1979-80 (39 games)

CONSECUTIVE WINNING STREAKS

Games won	11	02/15/13 to 03/06/13
At home	13	11/11/70 to 12/20/70
At home, over two seasons	14	03/02/83 to 10/25/83
On the road	7	12/09/64 to 12/29/64
From start of season	6	01/19/13 to 01/27/13
At home, from start of season	11	1963-64

UNDEFEATED STREAKS

Games without a loss (ties)	15	01/14/67 to 02/16/67 (12-0-3)
		10/29/75 to 12/03/75 (6-0-9)
Games without a loss (overtime)	30	03/27/12 to 03/06/13 (24-0-6)
At home	18	10/11/70 to 12/20/70 (16-0-2)
On the road	18	03/16/12 to 03/03/12 (14-0-4)
From start of season	24	01/19/13 to 03/06/13 (21-0-3)
At home, from start of season	18	10/11/70 to 12/20/70 (16-0-2)
On the road, from start of season	12	10/23/65 to 11/17/65 (5-0-0)
		01/19/13 to 03/03/12 (10-0-2)

CONSECUTIVE LOSING STREAKS

Games lost	12	02/25/51 to 03/25/51
Over two seasons	13	02/25/51 to 10/11/51
At home	10	01/29/28 to 03/21/28
At home, over two seasons	12	01/29/28 to 11/22/28
On the road	19	11/10/03 to 01/29/04
From start of season	7	10/15/47 to 11/05/47, 10/01/97 to 10/17/97

WINLESS STREAKS

Games without a win	21	12/17/50 to 01/28/51 (0-18-3)
At home	15	12/16/28 to 02/28/29 (0-11-4)
On the road	22	12/19/50 to 03/25/51 (0-20-2)
On the road, over two seasons	23	12/19/50 to 10/11/51 (0-21-2)
From start of season	8	10/08/53 to 10/25/53 (0-7-1)
		10/04/99 to 10/23/99 (0-4-4)

CONSECUTIVE TYING STREAKS

Games tied	5	11/22/75 to 12/03/75
At home	4	11/26/75 to 12/03/75
On the road	4	12/21/61 to 01/04/62

MOST GOALS SCORED BY BLACKHAWKS AND OPPONENTS

In a period	7	NYR	01/28/43 (3rd)
		TOR	12/20/59 (2nd)
		MTL	04/05/70 (3rd)
		DET	11/29/72 (3rd)
Game	12	@ PHI	01/30/69 (12-0)
By both teams	21	EDM	12/11/85 (9-12)
At home	11	HFD	11/23/80 (11-3)
On the road	12	@ PHI	01/30/69 (12-0)
Highest tied score	7-7	@ COL	01/18/77
		@ STL	03/15/88
		@ MIN	03/28/88
Power-play goals in a game	5	NYI	12/23/79
		MIN	11/08/87
		DET	11/11/87
		TOR	01/10/91
Power-play goals in a game by an opponent	5	@ BUF	12/29/95
		@ EDM	11/26/80
		BOS	10/16/88
		@ BUF	01/12/89
		@ NYR	12/06/95
Shorthanded goals in a game	3	WPG	10/12/88 (DENIS SAVARD 2, MIKE HUDSON)
		@ EDM	01/25/89 (STEVE LARMER, DIRK GRAHAM, TROY MURRAY)
		@ LAK	03/14/91 (STEVE LARMER, DIRK GRAHAM, ADAM CREIGHTON)
		@ DET	11/17/07 (RENE BOURQUE 2, PATRICK SHARP)
		@ SJS	11/25/09 (TROY BROUWER, MARIAN HOSSA , PATRICK SHARP)
Empty-net goals in a period/game	5	MTL	04/05/70 (3rd)
		(ERIC NESTERENKO, BOBBY HULL, DENNIS HULL, CLIFF KOROLL, GERRY PINDER)	
Most goals in a season	351	1985-86	80 games
Fewest goals in a season	33	1928-29	44 games
Fewest goals in a season, modern era	133	1953-54	70 games
Most power-play goals in a season	98	1987-88	
Most shorthanded goals in a season	25	1988-89#	

The shorthanded goalscorers in 1988-89 were: Graham (10), Savard (5), Presley (3), Murray (2), Wilson (1), Yawney (1), Hudson (1), Manson (1) and Larmer (1).

TEAM RECORDS

TEAM RECORDS FOR INDIVIDUAL GOALSCORERS

Most 20+ goal scorers in a season	7	1968-69#	
		1981-82#	
		1984-85#	
Most 30+ goal scorers in a season	5	1968-69##	
Most 40+ goal scorers in a season	3	1985-86###	
Most 50+ goal scorers in a season	1	1987-88	
		1961-62	(B. HULL, 50)
		1965-66	(B. HULL, 54)
		1966-67	(B. HULL, 52)
		1968-69	(B. HULL, 58)
		1971-72	(B. HULL, 50)
		1982-83	(SECORD, 54)
		1991-92	(ROENICK, 53)
		1992-93	(ROENICK, 50)
Most three-goal games in a season	8	1968-69####	
		1985-86####	
		1989-90####	

The seven 20-goal scorers in 1968-69 were B. Hull (58), Mikita (30), Wharram (30), Pappin (30), D. Hull (30), Martin (23) and Mohns (22). In 1981-82, they were Secord (44), Wilson (39), Savard (32), Lysiak (32), Mulvey (30), Sutter (23) and Higgins (20). In 1984-85, they were Larmer (46), Savard (38), T. Murray (26), Fraser (25), D. Wilson (22), Olczyk (20) and Sutter (20).

The five 30-goal scorers in 1968-69 were B. Hull (58), Mikita (30), Pappin (30), Wharram (30) and D. Hull (30).

The three 40-goal scorers in 1985-86 were Savard (47), T. Murray (45) and Secord (40). In 1987-88, they were Savard (44), Vaive (43) and Larmer (41).

In 1968-69, the eight three-goal games were accomplished by B. Hull (3), Wharram (2), Pappin (2) and Martin (1). In 1985-86, it was accomplished by T. Murray (3), Larmer (1), Savard (1), Secord (1), Ludzik (1) and Fraser (1). In 1989-90, it was accomplished by Thomas (2), Savard (1), T. Murray (1), Secord (1), Lemieux (1), Roenick (1) and Graham (1).

MOST/FEWEST GOALS SCORED AGAINST BLACKHAWKS TEAMS

Game	In a period	7	@ MTL	03/10/51 (1st)
			@ NYR	03/12/52 (3rd)
		12	@ TOR	03/08/47 (12-4)
			@ TOR	12/06/47 (12-5)
			@ MTL	03/10/51 (12-2)
			@ MTL	01/09/54 (12-1)
			@ MTL	02/15/75 (12-3)
			EDM	02/11/85 (12-9)
			@ DET	12/04/87 (12-0)
		At home	12	EDM
On the road		12	@ TOR	03/08/47 (12-4)
			@ TOR	12/06/47 (12-5)
			@ MTL	03/10/51 (12-2)
			@ MTL	01/09/54 (12-1)
			@ MTL	02/15/75 (12-3)
			@ DET	12/04/87 (12-0)
In a season	363	1981-82	80 games	
Fewest goals allowed in a season	78	1930-31	44 games	
	164	1973-74	78 games	
	192	1997-98	82 games	
Power-play goals in a season	122	1988-89	80 games	

MOST POINTS BY A BLACKHAWKS TEAM

In a period	20	DET	11/29/72 (7G, 13A, 3rd)
Game	31	@ PHI	01/30/69 (12G, 19A)
		HFD	11/23/80 (11G, 20A)
Season	920	1985-86	80 games

SHOTS ON GOAL BY A BLACKHAWKS TEAM

Most in a period	27	TOR	12/20/59 (2nd)
Fewest in a period	0	NJD	10/10/98 (1st)
		@ MIN	10/29/00 (3rd)
Most in a game	62	PIT	03/12/89 (19-21-22)
Fewest in a game	11	@ DAL	04/18/98 (1-6-4)
		STL	01/21/00 (3-3-5)
		STL	03/26/00 (3-4-3-1)
		@ EDM	10/09/01 (1-9-1)
		@ LAK	03/11/02 (2-3-6)
Most in an overtime period	10	TOR	12/20/31
		@ CGY	02/06/03

SHOTS AGAINST A BLACKHAWKS TEAM

Most in a period	33	@ BOS	03/04/41
Fewest in a period	0	DET	12/04/46 (1st)
		TBL	10/05/13 (1st)
Most in a game	83	@ BOS	03/04/41 (27-33-23)
Fewest in a game	10	VAN	03/02/08
Most in an overtime period	10	@ OTT	12/06/31

BLACKHAWKS PENALTY RECORDS

Penalties in a period	18	@ MIN	03/21/83 (3rd)
Penalty minutes in a period	102	@ MIN	03/21/83 (3rd)
Penalties by both teams in a period	38	@ MIN	03/21/83 (CHI 18, MIN 20, 3rd)
Penalty minutes by both teams in a period	197	@ MIN	03/21/83 (CHI 102, MIN 95, 3rd)
Penalties in a game	32	DET	12/23/88
Penalty minutes in a game	158	STL	03/17/91
Penalties by both teams in a game	72	DET	12/23/88 (CHI 32, DET 40)
Penalty minutes by both teams in a game	308	DET	12/23/88 (CHI 150, DET 158)
Penalty minutes in a season	2,663	1991-92	

QUICKEST TEAM RECORDS

Goal from start of game	0:08	@ VAN, 02/05/95	BRENT SUTTER
Goal from start of a period	0:04	HFD, 01/12/86 (3rd)	DENIS SAVARD
Two goals from start of game	0:33	@ PHI, 11/13/75	JOHN MARKS (0:14, 0:33)
Two goals	0:05	PHI, 01/01/31 (3rd)	DESJARDINS (1:15), INGRAM (1:20)
Two goals from start of a period	0:21	@ MIN, 11/05/83 (2nd)	YAREMCHUK (0:12), DARRYL SUTTER (0:21)
Three goals	0:21	@ NYR, 03/23/52 (2nd)	BILL MOSIENKO (6:09, 6:20, 6:30)
Four goals	1:56	STL, 12/20/89 (3rd)	GRAHAM (1:53), ROENICK (12:16), MANSON (12:52), CREIGHTON (13:49)
Five goals	5:38	@ LAK, 02/01/90 (2nd)	DUANE SUTTER (2:12), GRAHAM (3:09), WILSON (5:43), HUDSON (6:23), LEMIEUX (7:50)
Six goals	9:13	MTL, 04/05/70 (3rd)	MARTIN (10:44), NESTERENKO (12:27), KOROLL (13:57), B. HULL (14:44), D. HULL (17:08), PINDER (19:57)
Two power-play goals in a game	0:15	CGY, 03/26/89 (2nd)	SAVARD (7:11), CREIGHTON (7:26)
Two shorthanded goals in a game	0:12	@ TOR, 10/31/87 (3rd)	T. MURRAY (1:36), SAVARD (1:48)
		SJS, 10/13/91 (2nd)	HUDSON (16:49), ROENICK (17:01)

2015 CUP

LEADERSHIP

PLAYERS

2014-15

OPPONENTS

TRADITION

RECORDS

PLAYOFFS

HISTORY

MINORS

NHL

MEDIA

TEAM RECORDS

QUICKEST: OPPONENTS

Goal from start of game	0:09	MTL, 11/28/65 @ BUF, 02/24/72	H. RICHARD S. ATKINSON M. BERGERON
Goal from start of a period	0:06	DET, 03/21/76 (3rd)	
Two goals from start of game	0:29	@ PIT, 12/06/80	FERGUSON (0:17), MALONE (0:29)
Two goals	0:03	@ MIN, 01/21/04 (3rd)	DOWD (19:44), PARK (19:47)
Two shorthanded goals	0:27	TOR, 11/16/86 (2nd)	SALMING (18:40), TERRION (19:07)
Three goals	0:39	BUF, 03/22/92 (2nd)	LAFONTAINE (7:57), PRESLEY (8:35), AUDETTE (8:36)
Four goals	1:41	@ NYI, 10/27/79 (3rd)	TROTIER (3:16, 4:13), GILLIES (4:51), BOSSY (4:57)
Five goals	4:31	@ NYR, 03/12/52 (3rd)	RALEIGH (12:10), SLOWINSKI (13:01), HERGESHEIMER (13:15, 14:20), KULLMAN (16:41)

QUICKEST: BOTH TEAMS

Two goals	0:04	BOS, 12/30/79 (3rd) @ HFD, 01/19/80 (3rd) @ NYR, 02/24/82 (3rd)	MCNAB (19:55), MULVEY (19:59) B. MURRAY (19:50), DOUGLAS (19:54) SAVARD (19:23), PAVELICH (19:27)
Three goals	0:38	@ TOR, 10/15/83 (2nd) CGY, 01/29/06 (1st)	GINGRAS (16:49), SAVARD (17:12), LARMER (17:27) MCCARTY (1:40), VRBATA (1:09), BOURQUE (1:18)
Four goals	0:53	@ TOR, 10/15/83 (2nd)	GRINGAS (16:49), SAVARD (17:12), LARMER (17:27), SAVARD (17:42)
Five goals	1:24	@ TOR, 10/15/83 (2nd)	GINGRAS (16:49), SAVARD (17:12), LARMER (17:27), SAVARD (17:42), ANDERSON (18:13)

BLACKHAWKS ALL-TIME OVERTIME RECORD

Total games played	666	(91-83-161 home, 67-96-168 road)*
Overall record	158-179-329	

*Record begins in inaugural 1926-27 season, and shootout decisions are recorded as wins or losses.

SINGLE-SEASON OVERTIME RECORD

Most in one season	23	2002-03 (10 home, 13 road) 2003-04 (15 home, 8 road)
Most at home	15	2003-04
Most on the road	13	1995-96 2002-03
Wins at home	10	2009-10
Wins on the road	6	2006-07
Losses at home	6	2005-06
Losses on the road	7	2005-06
Ties at home	10	1988-89
Ties on the road	10	1995-96
Consecutive in one season	4	02/05/88 to 02/14/88 12/02/05 to 12/11/05 03/24/06 to 03/31/06 12/02/06 to 12/09/06 12/05/11 to 12/14/11 01/27/13 to 02/02/13
Consecutive at home	3	02/19/89 to 02/26/89 02/13/92 to 02/20/92 12/02/11 to 12/11/11
Consecutive on the road	4	12/30/37 to 01/15/38

SHUTOUTS BY A BLACKHAWKS TEAM

Total	415	261 home, 154 road
Most in one season	15	1969-70, in 76 games
Fewest in one season	0	1948-49, 1954-55, 1980-81, 1987-88, 1988-89, 2011-12
Most consecutive	4	01/08/31 to 01/15/31
Most consecutive at home	3	10/13/71 to 11/03/71 01/19/71 to 01/27/72
Most consecutive on the road	3	01/08/31 to 01/13/31
Most consecutive games without a shutout	194	01/31/87 to 10/14/89
Largest shutout for	12-0	@ PHI, 01/30/69

SHUTOUTS AGAINST A BLACKHAWKS TEAM

Total	411	182 home, 229 road
Most in one season	20	1928-29, in 44 games
Fewest in one season	0	1945-46, 1970-71, 1971-72, 1982-83, 1985-86, 2012-13
Most consecutive	8	02/07/29 to 02/28/29
Most consecutive without being shut out	228	03/14/70 to 02/21/73
Most consecutive without being shut out, incl. playoffs	262	03/14/70 to 02/21/73
Most consecutive at home	6	02/10/29 to 02/28/29
Most consecutive minutes being shut out	621:42	02/05/29 to 03/02/29
Largest shutout against	0-12	@ DET, 12/04/87

2015 CUP

LEADERSHIP

PLAYERS

2014-15

OPPONENTS

TRADITION

RECORDS

PLAYOFFS

HISTORY

MINORS

NHL

MEDIA

SEASON OPENERS

SEASON DATE HOME VISITOR RESULT

1994-95	01/20/95	DETROIT	BLACKHAWKS	L 1-4
1995-96	10/07/95	SAN JOSE	BLACKHAWKS	W 4-3
1996-97	10/05/96	WASHINGTON	BLACKHAWKS	W 5-2
1997-98	10/01/97	PHOENIX	BLACKHAWKS	L 2-6
1998-99	10/10/98	BLACKHAWKS	NEW JERSEY	W 5-2
1999-2000	10/04/99	SAN JOSE	BLACKHAWKS	L 1-7
2000-01	10/05/00	BUFFALO	BLACKHAWKS	L 2-4
2001-02	10/04/01	VANCOUVER	BLACKHAWKS	W 5-4
2002-03	10/10/02	COLUMBUS	BLACKHAWKS	L 1-2
2003-04	10/08/03	BLACKHAWKS	MINNESOTA	W 1-0
2004-05	- SEASON CANCELED -			
2005-06	10/05/05	BLACKHAWKS	ANAHEIM	L 3-5
2006-07	10/05/06	NASHVILLE	BLACKHAWKS	W 8-6
2007-08	10/04/07	MINNESOTA	BLACKHAWKS	L 0-1
2008-09	10/10/08	NY RANGERS	BLACKHAWKS	L 2-4
2009-10	10/02/09	BLACKHAWKS	FLORIDA	L 3-4 (SO)*
2010-11	10/07/10	COLORADO	BLACKHAWKS	L 3-4 (OT)
2011-12	10/07/11	DALLAS	BLACKHAWKS	L 2-1
2012-13	01/19/13	LOS ANGELES	BLACKHAWKS	W 5-2
2013-14	10/01/13	BLACKHAWKS	WASHINGTON	W 6-4
2014-15	10/09/14	DALLAS	BLACKHAWKS	W 3-2 (SO)

* GAME PLAYED IN HELSINKI, FINLAND

ALL-TIME SEASON OPENERS

LIFETIME	GP	W	L	T	OTL	GF	GA
HOME	42	21	9	11	1	132	113
AWAY	46	17	22	6	1	115	143
TOTALS	88	38	31	17	2	247	256

ALL-TIME HOME/AWAY OPENERS

LIFETIME	GP	W	L	T	OTL	GF	GA
HOME	88	37	30	19	2	242	229
AWAY	88	31	44	12	1	230	292
TOTALS	176	68	74	31	3	472	521

FIRST HOME GAME

SEASON	DATE	OPPONENT	RESULT
1975-76	10/12/75	VANCOUVER	W 3-0
1976-77	10/10/76	VANCOUVER	W 5-1
1977-78	10/15/77	COLORADO	T 3-3
1978-79	10/11/78	ATLANTA	T 4-4
1979-80	10/10/79	EDMONTON	W 4-2
1980-81	10/09/80	BUFFALO	W 4-3
1981-82	10/07/81	PITTSBURGH	T 5-5
1982-83	10/06/82	TORONTO	T 3-3
1983-84	10/05/83	ST. LOUIS	W 4-3
1984-85	10/11/84	DETROIT	W 7-3
1985-86	10/13/85	TORONTO	L 1-5
1986-87	10/09/86	NY ISLANDERS	W 3-2
1987-88	10/08/87	TORONTO	L 5-7
1988-89	10/06/88	NY RANGERS	T 2-2
1989-90	10/05/89	ST. LOUIS	L 3-8
1990-91	10/04/90	NY RANGERS	W 4-3
1991-92	10/03/91	DETROIT	T 3-3
1992-93	10/11/92	TAMPA BAY	T 4-4
1993-94	10/06/93	FLORIDA	T 4-4
1994-95	01/25/95	EDMONTON	W 5-1
1995-96	10/12/95	PITTSBURGH	W 5-1
1996-97	10/09/96	ANAHEIM	L 0-2
1997-98	10/09/97	TAMPA BAY	L 1-4
1998-99	10/10/98	NEW JERSEY	W 5-2
1999-2000	10/08/99	PHOENIX	T 3-3
2000-01	10/12/00	DETROIT	L 0-4
2001-02	10/11/01	PHOENIX	W 3-0
2002-03	10/13/02	BUFFALO	W 3-0
2003-04	10/08/03	MINNESOTA	W 1-0
2004-05	- SEASON CANCELED -		
2005-06	10/05/05	ANAHEIM	L 3-5
2006-07	10/07/06	COLUMBUS	L 4-5
2007-08	10/06/07	DETROIT	W 4-3 (SO)
2008-09	10/13/08	NASHVILLE	W 2-3 (SO)
2009-10	10/02/09	FLORIDA	L 3-4 (SO)*
2010-11	10/09/10	DETROIT	L 2-3
2011-12	10/08/11	DALLAS	W 5-2
2012-13	01/22/13	ST. LOUIS	W 3-2
2013-14	10/01/13	WASHINGTON	W 6-4
2014-15	10/11/14	BUFFALO	W 6-2

FIRST AWAY GAME

SEASON	DATE	OPPONENT	RESULT
1975-76	10/08/75	NY RANGERS	T 2-2
1976-77	10/06/76	ST. LOUIS	W 6-4
1977-78	10/13/77	PHILADELPHIA	L 1-5
1978-79	10/10/78	WASHINGTON	W 4-2
1979-80	10/13/79	MINNESOTA	L 1-5
1980-81	10/11/80	MONTREAL	W 5-4
1981-82	10/10/81	TORONTO	L 8-9
1982-83	10/09/82	MONTREAL	W 8-7
1983-84	10/08/83	ST. LOUIS	L 1-4
1984-85	10/13/84	NY ISLANDERS	L 6-7
1985-86	10/10/85	QUEBEC	L 2-6
1986-87	10/11/86	DETROIT	L 3-4
1987-88	10/10/87	WASHINGTON	L 4-6
1988-89	10/08/88	TORONTO	L 4-7
1989-90	10/07/89	WASHINGTON	W 3-2
1990-91	10/06/90	ST. LOUIS	W 5-2
1991-92	10/05/91	MINNESOTA	L 2-4
1992-93	10/07/92	TAMPA BAY	L 3-7
1993-94	10/09/93	TORONTO	L 1-2
1994-95	01/20/95	DETROIT	L 1-4
1995-96	10/07/95	SAN JOSE	W 4-3
1996-97	10/05/96	WASHINGTON	W 5-2
1997-98	10/01/97	PHOENIX	L 2-6
1998-99	10/13/98	DALLAS	L 1-3
1999-2000	10/04/99	SAN JOSE	L 1-7
2000-01	10/05/00	BUFFALO	L 2-4
2001-02	10/04/01	VANCOUVER	W 5-4
2002-03	10/10/02	COLUMBUS	L 1-2
2003-04	10/10/03	COLORADO	L 0-5
2004-05	- SEASON CANCELED -		
2005-06	10/11/05	ST. LOUIS	L 1-4
2006-07	10/05/06	NASHVILLE	W 8-6
2007-08	10/04/07	MINNESOTA	L 0-1
2008-09	10/10/08	NY RANGERS	L 2-4
2009-10	10/03/09	FLORIDA	W 4-0*
2010-11	10/07/10	COLORADO	L 3-4 (OT)
2011-12	10/07/10	DALLAS	L 2-1
2012-13	01/19/13	LOS ANGELES	W 5-2
2013-14	10/09/13	ST. LOUIS	L 3-2
2014-15	10/09/14	DALLAS	W 3-2 (SO)

* GAME PLAYED IN HELSINKI, FINLAND



CHICAGO BLACKHAWKS

PLAYOFFS

STANLEY CUP PLAYOFFS RECORD

BLACKHAWKS VS. NHL TEAMS SINCE 1927

2015 CUP	TEAM	SERIES				HOME				ROAD						TOTAL						
		TOTAL	W	L	GP	W	L	T	GF	GA	GP	W	L	T	GF	GA	GP	W	L	T	GF	GA
LEADERSHIP	ANAHEIM	1	1	0	3	2	1	0	11	8	4	2	2	0	13	14	7	4	3	0	24	22
	ARIZONA	1	0	1	3	0	3	0	4	10	3	2	1	0	8	7	6	2	4	0	12	17
	BOSTON	7	2	5	14	5	9	0	37	52	14	4	9	1	43	60	28	9	14	1	80	112
	BUFFALO	2	0	2	4	1	3	0	10	15	5	0	5	0	7	21	9	1	8	0	17	36
	CALGARY	5	3	2	8	5	3	0	25	18	10	4	6	0	29	32	18	9	1	0	54	50
PLAYERS	COLORADO	2	0	2	6	3	3	0	22	22	6	1	5	0	6	27	12	4	8	0	28	49
	DALLAS*	6	4	2	17	10	7	0	67	59	16	9	7	0	53	59	33	19	14	0	120	118
	DETROIT	16	9	7	40	28	12	0	137	100	41	15	26	0	99	124	81	43	38	0	236	224
	EDMONTON	4	1	3	10	5	5	0	43	42	10	3	7	0	34	60	20	8	12	0	77	102
	LOS ANGELES	3	2	1	10	8	2	0	32	24	7	3	4	0	15	22	17	11	6	0	47	46
2014-15	MINNESOTA	3	3	0	8	8	0	0	31	12	7	4	3	0	14	15	15	12	3	0	45	27
	MONTREAL	17	5	12	39	22	17	0	94	94	42	7	33	2	91	167	81	29	50	2	185	261
	NASHVILLE	2	2	0	6	5	1	0	19	15	6	3	3	0	17	21	12	8	4	0	36	36
	NY ISLANDERS	2	0	2	3	0	3	0	2	9	3	0	3	0	4	12	6	0	6	0	6	21
	NY RANGERS	5	4	1	13	9	4	0	42	29	11	5	6	0	24	25	24	14	10	0	66	54
OPPONENTS	PHILADELPHIA	2	2	0	5	5	0	0	26	14	5	3	2	0	19	16	10	8	2	0	45	30
	PITTSBURGH	2	1	1	4	2	2	0	11	10	4	2	2	0	13	13	8	4	4	0	24	23
	SAN JOSE	1	1	0	2	2	0	0	7	4	2	2	0	0	6	3	4	4	0	0	13	7
	ST. LOUIS	11	8	3	28	20	8	0	110	69	28	12	16	0	81	87	56	32	24	0	191	156
	TAMPA BAY	1	1	0	3	2	1	0	6	4	3	2	1	0	7	6	6	4	2	0	13	10
TRADITION	TORONTO	9	3	6	20	11	9	0	54	48	18	4	13	1	35	63	38	15	22	1	89	111
	VANCOUVER	5	3	2	14	8	6	0	40	38	14	8	6	0	52	42	28	16	12	0	92	80
	DEFUNCT CLUBS	4	2	2	4	3	1	0	9	7	5	2	2	1	7	8	9	5	3	1	16	15
	TOTALS	111	57	54	264	164	100	0	839	703	264	97	162	5	677	904	528	261	262	5	1,516	1,607
	* Includes series vs. Minnesota North Stars																					

* Includes series vs. Minnesota North Stars

BLACKHAWKS PLAYOFF SERIES RESULTS VS. OPPONENTS

ARIZONA COYOTES

2012 WESTERN CONFERENCE QUARTERFINALS Arizona won best-of-seven series 4-2, outscoring Chicago 17-12.



ANAHEIM DUCKS

2015 WESTERN CONFERENCE FINAL Chicago won best-of-seven series 4-3, outscoring Anaheim 24-22.



BOSTON BRUINS

1927 QUARTERFINALS Boston won two-game, total-goals series 10-5.
 1942 QUARTERFINALS Boston won best-of-three series 2-1, Chicago outscoring Boston 7-5.
 1970 SEMIFINALS Boston won best-of-seven series 4-0, outscoring Chicago 20-10.
 1974 SEMIFINALS Boston won best-of-seven series 4-2, outscoring Chicago 28-20.
 1975 PRELIMINARY ROUND Chicago won best-of-three series 2-1, Boston outscoring Chicago 15-12.
 1978 QUARTERFINALS Boston won best-of-seven series 4-0, outscoring Chicago 19-9.
 2013 STANLEY CUP FINAL Chicago won best-of-seven series 4-2, outscoring Boston 17-15.



BUFFALO SABRES

1975 QUARTERFINALS Buffalo won best-of-seven series 4-1, outscoring Chicago 20-10.
 1980 QUARTERFINALS Buffalo won best-of-seven series 4-0, outscoring Chicago 16-7.



PLAYOFF RESULTS VS. OPPONENT

CALGARY FLAMES

1981	PRELIMINARY ROUND
1989	CONFERENCE FINAL
1996	WESTERN CONFERENCE QUARTERFINALS
2009	WESTERN CONFERENCE QUARTERFINALS

Calgary won best-of-five series 3-0, outscoring Chicago 15-9.
Calgary won best-of-seven series 4-1, outscoring Chicago 15-8.
Chicago won best-of-seven series 4-0, outscoring Calgary 16-7.
Chicago won best-of-seven series 4-2, outscoring Calgary 21-16.



COLORADO AVALANCHE

1996	WESTERN CONFERENCE SEMIFINALS
1997	WESTERN CONFERENCE QUARTERFINALS

Colorado won best-of-seven series 4-2, outscoring Chicago 21-14.
Colorado won best-of-seven series 4-2, outscoring Chicago 28-14.



DALLAS (MINNESOTA) STARS

1982	DIVISION SEMIFINALS
1983	DIVISION FINALS
1984	DIVISION SEMIFINALS
1985	DIVISION FINALS
1990	DIVISION SEMIFINALS
1991	DIVISION SEMIFINALS

Chicago won best-of-five series 3-1, with each team scoring 14 goals.
Chicago won best-of-seven series 4-1, outscoring Minnesota 22-16.
Minnesota won best-of-five series 3-2, outscoring Chicago 18-14.
Chicago won best-of-seven series 4-2, outscoring Minnesota 33-29.
Chicago won best-of-seven series 4-3, outscoring Minnesota 21-18.
Minnesota won best-of-seven series 4-2, outscoring Chicago 23-16.



DETROIT RED WINGS

1934	STANLEY CUP FINAL
1941	SEMIFINALS
1944	SEMIFINALS
1961	STANLEY CUP FINAL
1963	SEMIFINALS
1964	SEMIFINALS
1965	SEMIFINALS
1966	SEMIFINALS
1970	QUARTERFINALS
1985	DIVISION SEMIFINALS
1987	DIVISION SEMIFINALS
1989	DIVISION SEMIFINALS
1992	DIVISION FINALS
1995	WESTERN CONFERENCE FINAL
2009	WESTERN CONFERENCE FINAL
2013	WESTERN CONFERENCE SEMIFINALS

Chicago won best-of-five series 3-1, outscoring Detroit 9-7.
Detroit won best-of-three series 2-0, outscoring Chicago 5-2.
Chicago won best-of-seven series 4-1, outscoring Detroit 17-8.
Chicago won best-of-seven series 4-2, outscoring Detroit 19-12.
Detroit won best-of-seven series 4-2, outscoring Chicago 25-19.
Detroit won best-of-seven series 4-3, outscoring Chicago 24-18.
Chicago won best-of-seven series 4-3, outscoring Detroit 23-19.
Detroit won best-of-seven series 4-2, outscoring Chicago 22-10.
Chicago won best-of-seven series 4-0, outscoring Detroit 16-8.
Chicago won best-of-five series 3-0, outscoring Detroit 23-8.
Detroit won best-of-seven series 4-0, outscoring Chicago 15-6.
Chicago won best-of-seven series 4-2, outscoring Detroit 15-18.
Chicago won best-of-seven series 4-0, outscoring Detroit 11-6.
Detroit won best-of-seven series 4-1, outscoring Chicago 13-12.
Detroit won best-of-seven series 4-1, outscoring Chicago 19-10.
Chicago won best-of-seven series 4-3, outscoring Detroit 16-15.



EDMONTON OILERS

1983	CONFERENCE FINALS
1985	CONFERENCE FINALS
1990	CONFERENCE FINALS
1992	CONFERENCE FINALS

Edmonton won best-of-seven series 4-0, outscoring Chicago 25-11.
Edmonton won best-of-seven series 4-2, outscoring Chicago 44-25.
Edmonton won best-of-seven series 4-2, outscoring Chicago 25-20.
Chicago won best-of-seven series 4-0, outscoring Edmonton 21-8.



LOS ANGELES KINGS

1974	QUARTERFINALS
2013	WESTERN CONFERENCE FINAL
2014	WESTERN CONFERENCE FINAL

Chicago won best-of-seven series 4-1, outscoring Los Angeles 10-7.
Chicago won best-of-seven series 4-1, outscoring Los Angeles 14-11.
Los Angeles won best-of-seven series 4-3, outscoring Chicago 29-23.



MINNESOTA WILD

2013	WESTERN CONFERENCE QUARTERFINALS
2014	WESTERN CONFERENCE SECOND ROUND
2015	WESTERN CONFERENCE SECOND ROUND

Chicago won best-of-seven series 4-1, outscoring Minnesota 17-7.
Chicago won best-of-seven series 4-2, outscoring Minnesota 15-13.
Chicago won best-of-seven series 4-0, outscoring Minnesota 23-7.



2015 CUP

LEADERSHIP

PLAYERS

2014-15

OPPONENTS

TRADITION

RECORDS

PLAYOFFS

HISTORY

MINORS

NHL

MEDIA

PLAYOFF RESULTS VS. OPPONENT

MONTREAL CANADIENS



1930	QUARTERFINALS	Montreal won two-game, total-goals series 3-2.
1931	STANLEY CUP FINAL	Montreal won best-of-five series 3-2, outscoring Chicago 11-8.
1934	QUARTERFINALS	Chicago won two-game, total-goals series 4-3.
1938	QUARTERFINALS	Chicago won best-of-three series 2-1, outscoring Montreal 11-8.
1941	QUARTERFINALS	Chicago won best-of-three series 2-1, outscoring Montreal 8-7.
1944	STANLEY CUP FINAL	Montreal won best-of-seven series 4-0, outscoring Chicago 16-8.
1946	SEMIFINALS	Montreal won best-of-seven series 4-0, outscoring Chicago 26-7.
1953	SEMIFINALS	Montreal won best-of-seven series 4-3, outscoring Chicago 18-14.
1959	SEMIFINALS	Montreal won best-of-seven series 4-2, outscoring Chicago 21-16.
1960	SEMIFINALS	Montreal won best-of-seven series 4-0, outscoring Chicago 14-6.
1961	SEMIFINALS	Chicago won best-of-seven series 4-2, outscoring Montreal 16-15.
1962	SEMIFINALS	Chicago won best-of-seven series 4-2, outscoring Montreal 19-13.
1965	STANLEY CUP FINAL	Montreal won best-of-seven series 4-3, outscoring Chicago 18-12.
1968	SEMIFINALS	Montreal won best-of-seven series 4-1, outscoring Chicago 22-10.
1971	STANLEY CUP FINAL	Montreal won best-of-seven series 4-3, outscoring Chicago 20-18.
1973	STANLEY CUP FINAL	Montreal won best-of-seven series 4-2, outscoring Chicago 33-23.
1976	QUARTERFINALS	Montreal won best-of-seven series 4-0, outscoring Chicago 13-3.

NASHVILLE PREDATORS



2010	WESTERN CONFERENCE QUARTERFINALS	Chicago won best-of-seven series 4-2, outscoring Nashville 17-15.
2015	WESTERN CONFERENCE FIRST ROUND	Chicago won best-of-seven series 4-2, outscored by Nashville 21-19.

NEW YORK ISLANDERS



1977	PRELIMINARY ROUND	NY Islanders won best-of-three series 2-0, outscoring Chicago 7-3.
1979	QUARTERFINALS	NY Islanders won best-of-seven series 4-0, outscoring Chicago 14-3.

NEW YORK RANGERS



1931	SEMIFINALS	Chicago won two-game, total-goals series 3-0.
1968	QUARTERFINALS	Chicago won best-of-seven series 4-2, outscoring NY Rangers 18-12.
1971	SEMIFINALS	Chicago won best-of-seven series 4-3, outscoring NY Rangers 21-14.
1972	SEMIFINALS	NY Rangers won best-of-seven series 4-0, outscoring Chicago 17-9.
1973	SEMIFINALS	Chicago won best-of-seven series 4-1, outscoring NY Rangers 15-11.

PHILADELPHIA FLYERS



1971	QUARTERFINALS	Chicago won best-of-seven series 4-0, outscoring Philadelphia 20-8.
2010	STANLEY CUP FINAL	Chicago won best-of-seven series 4-2, outscoring Philadelphia 25-22.

PITTSBURGH PENGUINS



1972	QUARTERFINALS	Chicago won best-of-seven series 4-0, outscoring Pittsburgh 14-8.
1992	STANLEY CUP FINAL	Pittsburgh won best-of-seven series 4-0, outscoring Chicago 15-10.

SAN JOSE SHARKS



2010	WESTERN CONFERENCE FINAL	Chicago won best-of-seven series 4-0, outscoring San Jose 13-7.
------	--------------------------	---

PLAYOFF RESULTS VS. OPPONENT

ST. LOUIS BLUES

1973	QUARTERFINALS	Chicago won best-of-seven series 4-1, outscoring St. Louis 22-9.
1980	PRELIMINARY ROUND	Chicago won best-of-five series 3-0, outscoring St. Louis 12-4.
1982	DIVISION FINALS	Chicago won best-of-seven series 4-2, outscoring St. Louis 23-19.
1983	DIVISION SEMIFINALS	Chicago won best-of-five series 3-1, outscoring St. Louis 16-10.
1988	DIVISION SEMIFINALS	St. Louis won best-of-seven series 4-1, outscoring Chicago 21-17.
1989	DIVISION FINALS	Chicago won best-of-seven series 4-1, outscoring St. Louis 19-12.
1990	DIVISION FINALS	Chicago won best-of-seven series 4-3, outscoring St. Louis 28-22.
1992	DIVISION SEMIFINALS	Chicago won best-of-seven series 4-2, outscoring St. Louis 23-19.
1993	DIVISION SEMIFINALS	St. Louis won best-of-seven series 4-0, outscoring Chicago 13-6.
2002	WESTERN CONFERENCE QUARTERFINALS	St. Louis won best-of-seven series 4-1, outscoring Chicago 13-5.
2014	WESTERN CONFERENCE FIRST ROUND	Chicago won best-of-seven series 4-2, outscoring St. Louis 20-14.



TAMPA BAY LIGHTNING

2015	STANLEY CUP FINAL	Chicago won best-of-seven series 4-2, outscoring Tampa Bay 13-10.
------	-------------------	---



TORONTO MAPLE LEAFS

1931	QUARTERFINALS	Chicago won two-game, total-goals series 4-3.
1932	QUARTERFINALS	Toronto won two-game, total-goals series 6-2.
1938	STANLEY CUP FINAL	Chicago won best-of-five series 3-1, outscoring Toronto 10-8.
1940	QUARTERFINALS	Toronto won best-of-three series 2-0, outscoring Chicago 5-3.
1962	STANLEY CUP FINAL	Toronto won best-of-seven series 4-2, outscoring Chicago 18-15.
1967	SEMIFINALS	Toronto won best-of-seven series 4-2, outscoring Chicago 18-14.
1986	DIVISION SEMIFINALS	Toronto won best-of-five series 3-0, outscoring Chicago 18-9.
1994	WESTERN CONFERENCE QUARTERFINALS	Toronto won best-of-seven series 4-2, outscoring Chicago 15-10.
1995	WESTERN CONFERENCE QUARTERFINALS	Chicago won best-of-seven series 4-3, outscoring Toronto 22-20.



VANCOUVER CANUCKS

1982	CONFERENCE FINALS	Vancouver won best-of-seven series 4-1, outscoring Chicago 18-13.
1995	WESTERN CONFERENCE SEMIFINALS	Chicago won best-of-seven series 4-0, outscoring Vancouver 11-6.
2009	WESTERN CONFERENCE SEMIFINALS	Chicago won best-of-seven series 4-2, outscoring Vancouver 23-19.
2010	WESTERN CONFERENCE SEMIFINALS	Chicago won best-of-seven series 4-2, outscoring Vancouver 23-18.
2011	WESTERN CONFERENCE QUARTERFINALS	Vancouver won best-of-seven series 4-3, Chicago outscoring Vancouver 22-16.



DEFUNCT CLUBS

1934	SEMIFINALS	Chicago defeated Montreal Maroons in two-game, total-goals series 6-2.
1935	QUARTERFINALS	Montreal Maroons defeated Chicago in two-game, total-goals series 1-0.
1936	QUARTERFINALS	NY Americans defeated Chicago in two-game, total-goals series 7-5.
1938	SEMIFINALS	Chicago defeated NY Americans in best-of-three series 2-1, each team scoring five goals.



2015 CUP

LEADERSHIP

PLAYERS

2014-15

OPPONENTS

TRADITION

RECORDS

PLAYOFFS

HISTORY

MINORS

NHL

MEDIA

YEAR-BY-YEAR RESULTS

2015 CUP	LEADERSHIP	PLAYERS	2014-15	OPPONENTS	TRADITION	RECORDS	PLAYOFFS	HISTORY	MINORS	NHL	MEDIA
----------	------------	---------	---------	-----------	-----------	---------	----------	---------	--------	-----	-------

1927 QUARTERFINALS

Boston won total-goals series 10-5

DATE	OPPONENT	SCORE	RESULT
03/29	BOSTON	1-6	L
03/31	@ Boston	4-4	T

1930 QUARTERFINALS

Montreal won total-goals series 3-2

DATE	OPPONENT	SCORE	RESULT
03/23	MONTREAL	0-1	L
03/26	@ Montreal	2-2*	T

1931 QUARTERFINALS

Chicago won total-goals series 4-3

DATE	OPPONENT	SCORE	RESULT
03/24	@ Toronto	2-2	T
03/26	TORONTO	2-1*	W

1931 SEMIFINALS

Chicago won total-goals series 3-0

DATE	OPPONENT	SCORE	RESULT
03/29	NY RANGERS	2-0	W
03/31	@ NY Rangers	1-0	W

1931 STANLEY CUP FINAL

Montreal won best-of-five series 3-2

DATE	OPPONENT	SCORE	RESULT
04/03	MONTREAL	1-2	L
04/05	MONTREAL	2-1*	W
04/09	@ Montreal	3-2*	W
04/11	@ Montreal	2-4	L
04/14	@ Montreal	0-2	L

1932 QUARTERFINALS

Toronto won total-goals series 6-2

DATE	OPPONENT	SCORE	RESULT
03/27	TORONTO	1-0	W
03/29	@ Toronto	1-6	L

1934 QUARTERFINALS

Chicago won total-goals series 4-3

DATE	OPPONENT	SCORE	RESULT
03/22	@ Montreal	3-2	W
03/25	MONTREAL	1-1*	T

1934 SEMIFINALS

Chicago won total-goals series 6-2

DATE	OPPONENT	SCORE	RESULT
03/28	@ Mtl Maroons	3-0	W
04/01	MTL MAROONS	3-2	W

1934 STANLEY CUP FINAL

Chicago won best-of-five series 3-1

DATE	OPPONENT	SCORE	RESULT
04/03	@ Detroit	2-1*	W
04/05	@ Detroit	4-1	W
04/08	DETROIT	2-5	L
04/10	DETROIT	1-0*	W

1935 QUARTERFINALS

Maroons won total-goals series 1-0

DATE	OPPONENT	SCORE	RESULT
03/23	@ Mtl Maroons	0-0	T
03/26	MTL MAROONS	0-1*	L

1936 QUARTERFINALS

Americans won total-goals series 7-5

DATE	OPPONENT	SCORE	RESULT
03/24	@ NY Americans	0-3	L
03/26	NY AMERICANS	5-4	W

1938 QUARTERFINALS

Chicago won best-of-three series 2-1

DATE	OPPONENT	SCORE	RESULT
03/22	@ Montreal	4-6	L
03/24	MONTREAL	4-0	W
03/26	@ Montreal	3-2*	W

1938 SEMIFINALS

Chicago won best-of-three series 2-1

DATE	OPPONENT	SCORE	RESULT
03/29	@ NY Americans	1-3	L
03/31	NY AMERICANS	1-0*	W
04/03	@ NY Americans	3-2	W

1938 STANLEY CUP FINAL

Chicago won best-of-five series 3-1

DATE	OPPONENT	SCORE	RESULT
04/05	@ Toronto	3-1	W
04/07	@ Toronto	1-5	L
04/10	TORONTO	2-1	W
04/12	TORONTO	4-1	W

1940 QUARTERFINALS

Toronto won best-of-three series 2-0

DATE	OPPONENT	SCORE	RESULT
03/19	@ Toronto	2-3*	L
03/21	TORONTO	1-2	L

1941 QUARTERFINALS

Chicago won best-of-three series 2-1

DATE	OPPONENT	SCORE	RESULT
03/20	MONTREAL	2-1	W
03/22	@ Montreal	3-4*	L
03/25	MONTREAL	3-2	W

1941 SEMIFINALS

Detroit won best-of-three series 2-0

DATE	OPPONENT	SCORE	RESULT
03/27	@ Detroit	1-3	L
03/30	DETROIT	1-2*	L

1942 QUARTERFINALS

Boston won best-of-three series 2-1

DATE	OPPONENT	SCORE	RESULT
03/22	BOSTON	1-2*	L
03/24	@ Boston	4-0	W
03/26	@ Boston	2-3	L

1944 SEMIFINALS

Chicago won best-of-seven series 4-1

DATE	OPPONENT	SCORE	RESULT
03/21	@ Detroit	2-1	W
03/23	@ Detroit	1-4	L
03/26	DETROIT	2-0	W
03/28	DETROIT	7-1	W
03/30	@ Detroit	5-2	W

1944 STANLEY CUP FINAL

Montreal won best-of-seven series 4-0

DATE	OPPONENT	SCORE	RESULT
04/04	@ Montreal	1-5	L
04/07	MONTREAL	1-3	L
04/09	MONTREAL	2-3	L
04/13	@ Montreal	4-5*	L

1946 SEMIFINALS

Montreal won best-of-seven series 4-0

DATE	OPPONENT	SCORE	RESULT
03/19	@ Montreal	2-6	L
03/21	@ Montreal	1-5	L
03/24	MONTREAL	2-8	L
03/26	MONTREAL	2-7	L

1953 SEMIFINALS

Montreal won best-of-seven series 4-3

DATE	OPPONENT	SCORE	RESULT
03/24	@ Montreal	1-3	L
03/26	@ Montreal	3-4	L
03/29	MONTREAL	2-1*	W
03/31	MONTREAL	3-1	W
04/02	@ Montreal	4-2	W
04/04	MONTREAL	0-3	L
04/07	@ Montreal	1-4	L

1959 SEMIFINALS

Montreal won best-of-seven series 4-2

DATE	OPPONENT	SCORE	RESULT
03/24	@ Montreal	2-4	L
03/26	@ Montreal	1-5	L
03/28	MONTREAL	4-2	W
03/31	MONTREAL	3-1	W
04/02	@ Montreal	2-4	L
04/04	MONTREAL	4-5	L

* Indicates overtime game.

1960 SEMIFINALS

Montreal won best-of-seven series 4-0

DATE	OPPONENT	SCORE	RESULT
03/24	@ Montreal	3-4	L
03/26	@ Montreal	3-4*	L
03/29	MONTREAL	0-4	L
03/31	MONTREAL	0-2	L

1961 SEMIFINALS

Chicago won best-of-seven series 4-2

DATE	OPPONENT	SCORE	RESULT
03/21	@ Montreal	2-6	L
03/23	@ Montreal	4-3	W
03/26	MONTREAL	2-1*	W
03/28	MONTREAL	2-5	L
04/01	@ Montreal	3-0	W
04/04	MONTREAL	3-0	W

1961 STANLEY CUP FINAL

Chicago won best-of-seven series 4-2

DATE	OPPONENT	SCORE	RESULT
04/06	DETROIT	3-2	W
04/08	@ Detroit	1-3	L
04/10	DETROIT	3-1	W
04/12	@ Detroit	1-2	L
04/14	DETROIT	6-3	W
04/16	@ Detroit	5-1	W



1962 SEMIFINALS

Chicago won best-of-seven series 4-2

DATE	OPPONENT	SCORE	RESULT
03/27	@ Montreal	1-2	L
03/29	@ Montreal	3-4	L
04/01	MONTREAL	4-1	W
04/03	MONTREAL	5-3	W
04/05	@ Montreal	4-3	W
04/08	MONTREAL	2-0	W

1962 STANLEY CUP FINAL

Toronto won best-of-seven series 4-2

DATE	OPPONENT	SCORE	RESULT
04/10	@ Toronto	1-4	L
04/12	@ Toronto	2-3	L
04/15	TORONTO	3-0	W
04/17	TORONTO	4-1	W
04/19	@ Toronto	4-8	L
04/22	TORONTO	1-2	L

1963 SEMIFINALS

Detroit won best-of-seven series 4-2

DATE	OPPONENT	SCORE	RESULT
03/26	DETROIT	5-4	W
03/28	DETROIT	5-2	W
03/31	@ Detroit	2-4	L
04/02	@ Detroit	1-4	L
04/04	DETROIT	2-4	L
04/07	@ Detroit	4-7	L

1964 SEMIFINALS

Detroit won best-of-seven series 4-3

DATE	OPPONENT	SCORE	RESULT
03/26	DETROIT	4-1	W
03/29	DETROIT	4-5	L
03/31	@ Detroit	0-3	L
04/02	@ Detroit	3-2*	W
04/05	DETROIT	3-2	W
04/07	@ Detroit	2-7	L
04/09	DETROIT	2-4	L

1965 SEMIFINALS

Chicago won best-of-seven series 4-3

DATE	OPPONENT	SCORE	RESULT
04/01	@ Detroit	3-4	L
04/04	@ Detroit	3-6	L
04/06	DETROIT	5-2	W
04/08	DETROIT	2-1	W
04/11	@ Detroit	2-4	L
04/13	DETROIT	4-0	W
04/15	@ Detroit	4-2	W

1965 STANLEY CUP FINAL

Montreal won best-of-seven series 4-3

DATE	OPPONENT	SCORE	RESULT
04/17	@ Montreal	2-3	L
04/20	@ Montreal	0-2	L
04/22	MONTREAL	3-1	W
04/25	MONTREAL	5-1	W
04/27	@ Montreal	0-6	L
04/29	MONTREAL	2-1	W
05/01	@ Montreal	0-4	L

1966 SEMIFINALS

Detroit won best-of-seven series 4-2

DATE	OPPONENT	SCORE	RESULT
04/07	DETROIT	2-1	W
04/10	DETROIT	0-7	L
04/12	@ Detroit	2-1	W
04/14	@ Detroit	1-5	L
04/17	DETROIT	3-5	L
04/19	@ Detroit	2-3	L

1967 SEMIFINALS

Toronto won best-of-seven series 4-2

DATE	OPPONENT	SCORE	RESULT
04/06	TORONTO	5-2	W
04/09	TORONTO	1-3	L
04/11	@ Toronto	1-3	L
04/13	@ Toronto	4-3	W
04/15	TORONTO	2-4	L
04/18	@ Toronto	1-3	L

1968 QUARTERFINALS

Chicago won best-of-seven series 4-2

DATE	OPPONENT	SCORE	RESULT
04/04	@ NY Rangers	1-3	L
04/09	@ NY Rangers	1-2	L
04/11	NY RANGERS	7-4	W
04/13	NY RANGERS	3-1	W
04/14	@ NY Rangers	2-1	W
04/16	NY RANGERS	4-1	W

1968 SEMIFINALS

Montreal won best-of-seven series 4-1

DATE	OPPONENT	SCORE	RESULT
04/18	@ Montreal	2-9	L
04/20	@ Montreal	1-4	L
04/23	MONTREAL	2-4	L
04/25	MONTREAL	2-1	W
04/28	@ Montreal	3-4*	L

1970 QUARTERFINALS

Chicago won best-of-seven series 4-0

DATE	OPPONENT	SCORE	RESULT
04/08	DETROIT	4-2	W
04/09	DETROIT	4-2	W
04/11	@ Detroit	4-2	W
04/12	@ Detroit	4-2	W

1970 SEMIFINALS

Boston won best-of-seven series 4-0

DATE	OPPONENT	SCORE	RESULT
04/19	BOSTON	3-6	L
04/21	BOSTON	1-4	L
04/23	@ Boston	2-5	L
04/26	@ Boston	4-5	L

1971 QUARTERFINALS

Chicago won best-of-seven series 4-0

DATE	OPPONENT	SCORE	RESULT
04/07	PHILADELPHIA	5-2	W
04/08	PHILADELPHIA	6-2	W
04/10	@ Philadelphia	3-2	W
04/11	@ Philadelphia	6-2	W

1971 SEMIFINALS

Chicago won best-of-seven series 4-3

DATE	OPPONENT	SCORE	RESULT
04/18	NY RANGERS	1-2*	L
04/20	NY RANGERS	3-0	W
04/22	@ NY Rangers	1-4	L
04/25	@ NY Rangers	7-1	W
04/27	NY RANGERS	3-2*	W
04/29	@ NY Rangers	2-3*	L
05/02	NY RANGERS	4-2	W

1971 STANLEY CUP FINAL

Montreal won best-of-seven series 4-3

DATE	OPPONENT	SCORE	RESULT
05/04	MONTREAL	2-1*	W
05/06	MONTREAL	5-3	W
05/09	@ Montreal	2-4	L
05/11	@ Montreal	2-5	L
05/13	MONTREAL	2-0	W
05/16	@ Montreal	3-4	L
05/18	MONTREAL	2-3	L

* Indicates overtime game.

YEAR-BY-YEAR RESULTS

2015 CUP	LEADERSHIP	PLAYERS	2014-15	OPPONENTS	TRADITION	RECORDS	PLAYOFFS	HISTORY	MINORS	NHL	MEDIA
----------	------------	---------	---------	-----------	-----------	---------	----------	---------	--------	-----	-------

1972 QUARTERFINALS

Chicago won best-of-seven series 4-0

DATE	OPPONENT	SCORE	RESULT
04/05	PITTSBURGH	3-1	W
04/06	PITTSBURGH	3-2	W
04/08	@ Pittsburgh	2-0	W
04/09	@ Pittsburgh	6-5*	W

1972 SEMIFINALS

NY Rangers won best-of-seven series 4-0

DATE	OPPONENT	SCORE	RESULT
04/16	NY RANGERS	2-3	L
04/18	NY RANGERS	3-5	L
04/20	@ NY Rangers	2-3	L
04/23	@ NY Rangers	2-6	L

1973 QUARTERFINALS

Chicago won best-of-seven series 4-1

DATE	OPPONENT	SCORE	RESULT
04/04	ST. LOUIS	7-1	W
04/05	ST. LOUIS	1-0	W
04/07	@ St. Louis	5-2	W
04/08	@ St. Louis	3-5	L
04/10	ST. LOUIS	6-1	W

1973 SEMIFINALS

Chicago won best-of-seven series 4-1

DATE	OPPONENT	SCORE	RESULT
04/12	NY RANGERS	1-4	L
04/15	NY RANGERS	5-4	W
04/17	@ NY Rangers	2-1	W
04/19	@ NY Rangers	3-1	W
04/24	NY RANGERS	4-1	W

1973 STANLEY CUP FINAL

Montreal won best-of-seven series 4-2

DATE	OPPONENT	SCORE	RESULT
04/29	@ Montreal	3-8	L
05/01	@ Montreal	1-4	L
05/03	MONTREAL	7-4	W
05/06	MONTREAL	0-4	L
05/08	@ Montreal	8-7	W
05/10	MONTREAL	4-6	L

1974 QUARTERFINALS

Chicago won best-of-seven series 4-1

DATE	OPPONENT	SCORE	RESULT
04/10	LOS ANGELES	3-1	W
04/11	LOS ANGELES	4-1	W
04/13	@ Los Angeles	1-0	W
04/14	@ Los Angeles	1-5	L
04/16	LOS ANGELES	1-0	W

1974 SEMIFINALS

Boston won best-of-seven series 4-2

DATE	OPPONENT	SCORE	RESULT
04/18	@ Boston	4-2	W
04/21	@ Boston	6-8	L
04/23	BOSTON	4-3*	W
04/25	BOSTON	2-5	L
04/28	@ Boston	2-6	L
04/30	BOSTON	2-4	L

1975 PRELIMINARY ROUND

Chicago won best-of-three series 2-1

DATE	OPPONENT	SCORE	RESULT
04/08	@ Boston	2-8	L
04/10	BOSTON	4-3*	W
04/11	@ Boston	6-4	W

1975 QUARTERFINALS

Buffalo won best-of-seven series 4-1

DATE	OPPONENT	SCORE	RESULT
04/13	@ Buffalo	1-4	L
04/15	@ Buffalo	1-3	L
04/17	BUFFALO	5-4*	W
04/20	BUFFALO	2-6	L
04/22	@ Buffalo	1-3	L

1976 QUARTERFINALS

Montreal won best-of-seven series 4-0

DATE	OPPONENT	SCORE	RESULT
04/11	@ Montreal	0-4	L
04/13	@ Montreal	1-3	L
04/15	MONTREAL	1-2	L
04/18	MONTREAL	1-4	L

1977 PRELIMINARY ROUND

NY Islanders won best-of-three series 2-0

DATE	OPPONENT	SCORE	RESULT
04/05	@ NY Islanders	2-5	L
04/07	NY ISLANDERS	1-2	L

1978 QUARTERFINALS

Boston won best-of-seven series 4-0

DATE	OPPONENT	SCORE	RESULT
04/17	@ Boston	1-6	L
04/19	@ Boston	3-4*	L
04/21	BOSTON	3-4*	L
04/23	BOSTON	2-5	L

1979 QUARTERFINALS

NY Islanders won best-of-seven series 4-0

DATE	OPPONENT	SCORE	RESULT
04/16	@ NY Islanders	2-6	L
04/18	@ NY Islanders	0-1*	L
04/20	NY ISLANDERS	0-4	L
04/22	NY ISLANDERS	1-3	L

1980 PRELIMINARY ROUND

Chicago won best-of-five series 3-0

DATE	OPPONENT	SCORE	RESULT
04/08	ST. LOUIS	3-2*	W
04/09	ST. LOUIS	5-1	W
04/11	@ St. Louis	4-1	W

1980 QUARTERFINALS

Buffalo won best-of-seven series 4-0

DATE	OPPONENT	SCORE	RESULT
04/16	@ Buffalo	0-5	L
04/17	@ Buffalo	4-6	L
04/19	BUFFALO	1-2	L
04/20	BUFFALO	2-3	L

1981 PRELIMINARY ROUND

Calgary won best-of-five series 3-0

DATE	OPPONENT	SCORE	RESULT
04/08	@ Calgary	3-4	L
04/09	@ Calgary	2-6	L
04/11	CALGARY	4-5*	L

1982 DIVISION SEMIFINALS

Chicago won best-of-five series 3-1

DATE	OPPONENT	SCORE	RESULT
04/07	@ Minnesota	3-2*	W
04/08	@ Minnesota	5-3	W
04/10	MINNESOTA	1-7	L
04/11	MINNESOTA	5-2	W

1982 DIVISION FINALS

Chicago won best-of-seven series 4-2

DATE	OPPONENT	SCORE	RESULT
04/15	@ St. Louis	5-4	W
04/16	@ St. Louis	1-3	L
04/18	ST. LOUIS	6-5	W
04/19	ST. LOUIS	7-4	W
04/21	@ St. Louis	2-3*	L
04/23	ST. LOUIS	2-0	W

1982 CONFERENCE FINALS

Vancouver won best-of-seven series 4-1

DATE	OPPONENT	SCORE	RESULT
04/27	VANCOUVER	1-2*	L
04/29	VANCOUVER	4-1	W
05/01	@ Vancouver	3-4	L
05/04	@ Vancouver	3-5	L
05/06	VANCOUVER	2-6	L

1983 DIVISION SEMIFINALS

Chicago won best-of-five series 3-1

GAME	OPPONENT	SCORE	RESULT
04/06	ST. LOUIS	2-4	L
04/07	ST. LOUIS	7-2	W
04/09	@ St. Louis	2-1	W
04/10	@ St. Louis	5-3	W

* Indicates overtime game.

1983 DIVISION FINALS

Chicago won best-of-seven series 4-1

DATE	OPPONENT	SCORE	RESULT
04/14	MINNESOTA	5-2	W
04/15	MINNESOTA	7-4	W
04/17	@ Minnesota	1-5	L
04/18	@ Minnesota	4-3*	W
04/20	MINNESOTA	5-2	W

1983 CONFERENCE FINALS

Edmonton won best-of-seven series 4-0

DATE	OPPONENT	SCORE	RESULT
04/24	@ Edmonton	4-8	L
04/26	@ Edmonton	2-8	L
05/01	EDMONTON	2-3	L
05/03	EDMONTON	3-6	L

1984 DIVISION SEMIFINALS

Minnesota won best-of-five series 3-2

DATE	OPPONENT	SCORE	RESULT
04/04	@ Minnesota	3-1	W
04/05	@ Minnesota	5-6	L
04/07	MINNESOTA	1-4	L
04/08	MINNESOTA	4-3	W
04/10	@ Minnesota	1-4	L

1985 DIVISION SEMIFINALS

Chicago won best-of-five series 3-0

DATE	OPPONENT	SCORE	RESULT
04/10	DETROIT	9-5	W
04/11	DETROIT	6-1	W
04/13	@ Detroit	8-2	W

1985 DIVISION FINALS

Chicago won best-of-seven series 4-2

DATE	OPPONENT	SCORE	RESULT
04/18	MINNESOTA	5-8	L
04/21	MINNESOTA	6-2	W
04/23	@ Minnesota	5-3	W
04/25	@ Minnesota	7-6*	W
04/28	MINNESOTA	4-5*	L
04/30	@ Minnesota	6-5*	W

1985 CONFERENCE FINALS

Edmonton won best-of-seven series 4-2

DATE	OPPONENT	SCORE	RESULT
05/04	@ Edmonton	2-11	L
05/07	@ Edmonton	3-7	L
05/09	EDMONTON	5-2	W
05/12	EDMONTON	8-6	W
05/14	@ Edmonton	5-10	L
05/16	EDMONTON	2-8	L

1986 DIVISION SEMIFINALS

Toronto won best-of-five series 3-0

DATE	OPPONENT	SCORE	RESULT
04/09	TORONTO	3-5	L
04/10	TORONTO	4-6	L
04/12	@ Toronto	2-7	L

1987 DIVISION SEMIFINALS

Detroit won best-of-seven series 4-0

DATE	OPPONENT	SCORE	RESULT
04/08	@ Detroit	1-3	L
04/09	@ Detroit	1-5	L
04/11	DETROIT	3-4*	L
04/12	DETROIT	1-3	L

1988 DIVISION SEMIFINALS

St. Louis won best-of-seven series 4-1

DATE	OPPONENT	SCORE	RESULT
04/06	@ St. Louis	1-4	L
04/07	@ St. Louis	2-3	L
04/09	ST. LOUIS	6-3	W
04/10	ST. LOUIS	5-6	L
04/12	@ St. Louis	3-5	L

1989 DIVISION SEMIFINALS

Chicago won best-of-seven series 4-2

DATE	OPPONENT	SCORE	RESULT
04/05	@ Detroit	2-3	L
04/06	@ Detroit	5-4*	W
04/08	DETROIT	4-2	W
04/09	DETROIT	3-2	W
04/11	@ Detroit	4-6	L
04/13	DETROIT	7-1	W

1989 DIVISION FINALS

Chicago won best-of-seven series 4-1

DATE	OPPONENT	SCORE	RESULT
04/18	@ St. Louis	3-1	W
04/20	@ St. Louis	4-5*	L
04/22	ST. LOUIS	5-2	W
04/24	ST. LOUIS	3-2	W
04/26	@ St. Louis	4-2	W

1989 CONFERENCE FINALS

Calgary won best-of-seven series 4-1

DATE	OPPONENT	SCORE	RESULT
05/02	@ Calgary	0-3	L
05/04	@ Calgary	4-2	W
05/06	CALGARY	2-5	L
05/08	CALGARY	1-2*	L
05/10	@ Calgary	1-3	L

1990 DIVISION SEMIFINALS

Chicago won best-of-seven series 4-3

DATE	OPPONENT	SCORE	RESULT
04/04	MINNESOTA	1-2	L
04/06	MINNESOTA	5-3	W
04/08	@ Minnesota	2-1	W
04/10	@ Minnesota	0-4	L
04/12	MINNESOTA	5-1	W
04/14	@ Minnesota	3-5	L
04/16	MINNESOTA	5-2	W

1990 DIVISION FINALS

Chicago won best-of-seven series 4-3

DATE	OPPONENT	SCORE	RESULT
04/18	ST. LOUIS	3-4	L
04/20	ST. LOUIS	5-3	W
04/22	@ St. Louis	4-5	L
04/24	@ St. Louis	3-2	W
04/26	ST. LOUIS	3-2	W
04/28	@ St. Louis	2-4	L
04/30	ST. LOUIS	8-2	W

1990 CONFERENCE FINALS

Edmonton won best-of-seven series 4-2

DATE	OPPONENT	SCORE	RESULT
05/02	@ Edmonton	2-5	L
05/04	@ Edmonton	4-3	W
05/06	EDMONTON	5-1	W
05/08	EDMONTON	2-4	L
05/10	@ Edmonton	3-4	L
05/12	EDMONTON	4-8	L

1991 DIVISION SEMIFINALS

Minnesota won best-of-seven series 4-2

DATE	OPPONENT	SCORE	RESULT
04/04	MINNESOTA	3-4*	L
04/06	MINNESOTA	5-2	W
04/08	@ Minnesota	6-5	W
04/10	@ Minnesota	1-3	L
04/12	MINNESOTA	0-6	L
04/14	@ Minnesota	1-3	L

1992 DIVISION SEMIFINALS

Chicago won best-of-seven series 4-2

DATE	OPPONENT	SCORE	RESULT
04/18	ST. LOUIS	3-1	W
04/20	ST. LOUIS	3-5	L
04/22	@ St. Louis	4-5*	L
04/24	@ St. Louis	5-3	W
04/26	ST. LOUIS	6-4	W
04/28	@ St. Louis	2-1	W

* Indicates overtime game.

YEAR-BY-YEAR RESULTS

1992 DIVISION FINALS

Chicago won best-of-seven series 4-0

DATE	OPPONENT	SCORE	RESULT
05/02	@ Detroit	2-1	W
05/04	@ Detroit	3-1	W
05/06	DETROIT	5-4	W
05/08	DETROIT	1-0	W

1992 CONFERENCE FINALS

Chicago won best-of-seven series 4-0

DATE	OPPONENT	SCORE	RESULT
05/16	EDMONTON	8-2	W
05/18	EDMONTON	4-2	W
05/20	@ Edmonton	4-3*	W
05/22	@ Edmonton	5-1	W

1992 STANLEY CUP FINAL

Pittsburgh won best-of-seven series 4-0

DATE	OPPONENT	SCORE	RESULT
05/26	@ Pittsburgh	4-5	L
05/28	@ Pittsburgh	1-3	L
05/30	PITTSBURGH	0-1	L
06/01	PITTSBURGH	5-6	L

1993 DIVISION SEMIFINALS

St. Louis won best-of-seven series 4-0

DATE	OPPONENT	SCORE	RESULT
04/18	ST. LOUIS	3-4	L
04/21	ST. LOUIS	0-2	L
04/23	@ St. Louis	0-3	L
04/25	@ St. Louis	3-4*	L

1994 CONFERENCE QUARTERFINALS

Toronto won best-of-seven series 4-2

DATE	OPPONENT	SCORE	RESULT
04/18	@ Toronto	1-5	L
04/20	@ Toronto	0-1*	L
04/23	TORONTO	5-4	W
04/24	TORONTO	4-3*	W
04/26	@ Toronto	0-1	L
04/28	TORONTO	0-1	L

1995 CONFERENCE QUARTERFINALS

Chicago won best-of-seven series 4-3

DATE	OPPONENT	Score	Result
05/07	TORONTO	3-5	L
05/09	TORONTO	0-3	L
05/11	@ Toronto	3-2	W
05/13	@ Toronto	3-1	W
05/15	TORONTO	4-2	W
05/17	@ Toronto	4-5*	L
05/19	TORONTO	5-2	W

1995 CONFERENCE SEMIFINALS

Chicago won best-of-seven series 4-0

DATE	OPPONENT	SCORE	RESULT
05/21	VANCOUVER	2-1*	W
05/23	VANCOUVER	2-0	W
05/25	@ Vancouver	3-2*	W
05/27	@ Vancouver	4-3*	W

1995 CONFERENCE FINALS

Detroit won best-of-seven series 4-1

DATE	OPPONENT	SCORE	RESULT
06/01	@ Detroit	1-2*	L
06/04	@ Detroit	2-3	L
06/06	DETROIT	3-4*	L
06/08	DETROIT	5-2	W
06/11	@ Detroit	1-2*	L

1996 CONFERENCE QUARTERFINALS

Chicago won best-of-seven series 4-0

DATE	OPPONENT	SCORE	RESULT
04/17	CALGARY	4-1	W
04/19	CALGARY	3-0	W
04/21	@ Calgary	7-5	W
04/23	@ Calgary	2-1*	W

1996 CONFERENCE SEMIFINALS

Colorado won best-of-seven series 4-2

DATE	OPPONENT	SCORE	RESULT
05/02	@ Colorado	3-2*	W
05/04	@ Colorado	1-5	L
05/06	COLORADO	4-3*	W
05/08	COLORADO	2-3*	L
05/11	@ Colorado	1-4	L
05/13	COLORADO	3-4*	L

1997 CONFERENCE QUARTERFINALS

Colorado won best-of-seven series 4-2

DATE	OPPONENT	SCORE	RESULT
04/16	@ Colorado	0-6	L
04/18	@ Colorado	1-3	L
04/20	COLORADO	4-3*	W
04/22	COLORADO	6-3	W
04/24	@ Colorado	0-7	L
04/26	COLORADO	3-6	L

2002 CONFERENCE QUARTERFINALS

St. Louis won best-of-seven series 4-1

DATE	OPPONENT	SCORE	RESULT
04/18	@ St. Louis	2-1	W
04/20	@ St. Louis	0-2	L
04/21	ST. LOUIS	0-4	L
04/23	ST. LOUIS	0-1	L
04/25	@ St. Louis	3-5	L

2009 CONFERENCE QUARTERFINALS

Chicago won best-of-seven series 4-2

DATE	OPPONENT	SCORE	RESULT
04/16	CALGARY	3-2*	W
04/18	CALGARY	3-2	W
04/20	@ Calgary	2-4	L
04/22	@ Calgary	4-6	L
04/25	CALGARY	5-1	W
04/27	@ Calgary	4-1	W

2009 CONFERENCE SEMIFINALS

Chicago won best-of-seven series 4-2

DATE	OPPONENT	SCORE	RESULT
04/30	@ Vancouver	3-5	L
05/02	@ Vancouver	6-3	W
05/05	VANCOUVER	1-3	L
05/07	VANCOUVER	2-1*	W
05/09	@ Vancouver	4-2	W
05/11	VANCOUVER	7-5	W

2009 CONFERENCE FINALS

Detroit won best-of-seven series 4-1

DATE	OPPONENT	SCORE	RESULT
05/17	@ Detroit	2-5	L
05/19	@ Detroit	2-3*	L
05/22	DETROIT	4-3*	W
05/24	DETROIT	1-6	L
05/27	@ Detroit	1-2*	L

2010 CONFERENCE QUARTERFINALS

Chicago won best-of-seven series 4-2

DATE	OPPONENT	SCORE	RESULT
04/16	NASHVILLE	1-4	L
04/18	NASHVILLE	2-0	W
04/20	@ Nashville	1-4	L
04/22	@ Nashville	3-0	W
04/24	NASHVILLE	5-4*	W
04/26	@ Nashville	5-3	W

2010 CONFERENCE SEMIFINALS

Chicago won best-of-seven series 4-2

DATE	OPPONENT	SCORE	RESULT
05/01	VANCOUVER	1-5	L
05/03	VANCOUVER	4-2	W
05/05	@ Vancouver	5-2	W
05/07	@ Vancouver	7-4	W
05/09	VANCOUVER	1-4	L
05/11	@ Vancouver	5-1	W

2010 CONFERENCE FINALS

Chicago won best-of-seven series 4-0

DATE	OPPONENT	SCORE	RESULT
05/16	@ San Jose	2-1	W
05/18	@ San Jose	4-2	W
05/21	SAN JOSE	3-2*	W
05/23	SAN JOSE	4-2	W

* Indicates overtime game.

2010 STANLEY CUP FINAL

Chicago won best-of-seven series 4-2



DATE	OPPONENT	SCORE	RESULT
05/29	PHILADELPHIA	6-5	W
05/31	PHILADELPHIA	2-1	W
06/02	@ Philadelphia	3-4*	L
06/04	@ Philadelphia	3-5	L
06/06	PHILADELPHIA	7-4	W
06/09	@ Philadelphia	4-3*	W

2011 CONFERENCE QUARTERFINALS

Vancouver won best-of-seven series 4-3

DATE	OPPONENT	SCORE	RESULT
04/13	@ Vancouver	0-2	L
04/15	@ Vancouver	3-4	L
04/17	VANCOUVER	2-3	L
04/19	VANCOUVER	7-2	W
04/21	@ Vancouver	5-0	W
04/24	VANCOUVER	4-3*	W
04/26	@ Vancouver	1-2*	L

2012 CONFERENCE QUARTERFINALS

Arizona won best-of-seven series 4-2

DATE	OPPONENT	SCORE	RESULT
04/12	@ Arizona	3-2*	L
04/14	@ Arizona	4-3*	W
04/17	ARIZONA	3-2*	L
04/19	ARIZONA	3-2*	L
04/21	@ Arizona	2-1*	W
04/23	ARIZONA	4-0	L

2013 CONFERENCE QUARTERFINALS

Chicago won best-of-seven series 4-1

DATE	OPPONENT	SCORE	RESULT
04/30	MINNESOTA	2-1*	W
05/03	MINNESOTA	5-2	W
05/05	@ Minnesota	2-3*	L
05/07	@ Minnesota	3-0	W
05/09	MINNESOTA	5-1	W

2013 CONFERENCE SEMIFINALS

Chicago won best-of-seven series 4-3

DATE	OPPONENT	SCORE	RESULT
05/15	DETROIT	4-1	W
05/18	DETROIT	1-4	L
05/20	@ Detroit	1-3	L
05/23	@ Detroit	0-2	L
05/25	DETROIT	4-1	W
05/27	@ Detroit	4-3	W
05/29	DETROIT	2-1*	W

2013 CONFERENCE FINALS

Chicago won best-of-seven series 4-1

DATE	OPPONENT	SCORE	RESULT
06/01	LOS ANGELES	2-1	W
06/02	LOS ANGELES	4-2	W
06/04	@ Los Angeles	1-3	L
06/06	@ Los Angeles	3-2	W
06/08	LOS ANGELES	4-3*	W

2013 STANLEY CUP FINAL

Chicago won best-of-seven series 4-2



DATE	OPPONENT	SCORE	RESULT
06/12	BOSTON	4-3*	W
06/15	BOSTON	1-2*	L
06/17	@ Boston	0-2	L
06/19	@ Boston	6-5*	W
06/22	BOSTON	3-1	W
06/24	@ Boston	3-2	W

2014 FIRST ROUND

Chicago won best-of-seven series 4-2

DATE	OPPONENT	SCORE	RESULT
04/17	@ St. Louis	4-3*	L
04/19	@ St. Louis	4-3*	L
04/21	ST. LOUIS	2-0	W
04/23	ST. LOUIS	4-3*	W
04/25	@ St. Louis	3-2*	W
04/27	ST. LOUIS	5-1	W

2014 SECOND ROUND

Chicago won best-of-seven series 4-2

DATE	OPPONENT	SCORE	RESULT
05/02	MINNESOTA	5-2	W
05/04	MINNESOTA	4-1	W
05/06	@ Minnesota	4-0	L
05/09	@ Minnesota	4-2	L
05/11	MINNESOTA	2-1	W
05/13	@ Minnesota	2-1*	W

2014 CONFERENCE FINALS

Los Angeles won best-of-seven series 4-3

DATE	OPPONENT	SCORE	RESULT
05/18	LOS ANGELES	3-1	W
05/21	LOS ANGELES	6-2	L
05/24	@ Los Angeles	4-3	L
05/26	@ Los Angeles	5-2	L
05/28	LOS ANGELES	5-4*	W
05/30	@ Los Angeles	4-3	W
06/01	LOS ANGELES	5-4*	L

2015 FIRST ROUND

Chicago won best-of-seven series 4-2

DATE	OPPONENT	SCORE	RESULT
04/15	@ Nashville	4-3*	W
04/17	@ Nashville	6-2	L
04/19	NASHVILLE	4-2	W
04/21	NASHVILLE	3-2*	W
04/23	@ Nashville	5-2	L
04/25	NASHVILLE	4-3	W

2015 SECOND ROUND

Chicago won best-of-seven series 4-0

DATE	OPPONENT	SCORE	RESULT
05/01	MINNESOTA	4-3	W
05/03	MINNESOTA	4-1	W
05/05	@ Minnesota	1-0	W
05/07	@ Minnesota	4-3	W

2015 CONFERENCE FINALS

Chicago won best-of-seven series 4-3

DATE	OPPONENT	SCORE	RESULT
05/17	@ Anaheim	4-1	L
05/19	@ Anaheim	3-2*	W
05/21	ANAHEIM	2-1	L
05/23	ANAHEIM	5-4*	W
05/25	@ Anaheim	5-4*	L
05/27	ANAHEIM	5-2	W
06/30	@ Anaheim	5-3	W

2015 STANLEY CUP FINAL

Chicago won best-of-seven series 4-2



DATE	OPPONENT	SCORE	RESULT
06/03	@ Tampa Bay	2-1	W
06/06	@ Tampa Bay	4-3	L
06/08	TAMPA BAY	3-2	L
06/10	TAMPA BAY	2-1	W
06/13	@ Tampa Bay	2-1	W
06/15	TAMPA BAY	2-0	W

* Indicates overtime game.

CAREER PLAYOFF LEADERS

GAMES PLAYED

RANK	NAME	PLAYOFF GAMES
1	STAN MIKITA	155
2	DENIS SAVARD	131
3	JONATHAN TOEWS	117
	PATRICK SHARP	117
	NIKLAS HJALMARSSON	117
6	PATRICK KANE	116
	DUNCAN KEITH	116
	BOBBY HULL	116
9	ERIC NESTERENKO	115
10	CHICO MAKI	113
11	BRENT SEABROOK	112
	BOB MURRAY	112
13	STEVE LARMER	107
14	KEITH BROWN	103
15	TONY ESPOSITO	99
	DOUG JARRETT	99
17	DENNIS HULL	97
18	MARIAN HOSSA	96
19	DOUG WILSON	95
20	TROY MURRAY	86
21	CLIFF KOROLL	85
22	PIERRE PILOTE	82
	JEREMY ROENICK	82
24	PIT MARTIN	80
	KEN WHARRAM	80
26	MARCUS KRUGER	76
27	BRYAN BICKELL	75
	DIRK GRAHAM	75

ASSISTS

RANK	NAME	PLAYOFF ASSISTS
1	STAN MIKITA	91
2	DENIS SAVARD	84
3	BOBBY HULL	67
4	PATRICK KANE	66
	STEVE LARMER	66
6	JONATHAN TOEWS	63
7	DOUG WILSON	61
8	DUNCAN KEITH	60
9	PIERRE PILOTE	52
10	MARIAN HOSSA	50
11	JEREMY ROENICK	42
12	PAT STAPLETON	39
13	PATRICK SHARP	38
	BRENT SEABROOK	38
15	BOB MURRAY	37
16	CHRIS CHELIOS	36
	CHICO MAKI	36
18	DENNIS HULL	34
19	TOM LYSIAK	33
20	KEITH BROWN	32
21	CLIFF KOROLL	29
22	AL SECORD	27
	KEN WHARRAM	27
24	DAVE BOLLAND	26
	JIM PAPPIN	26
	BILL WHITE	26
27	NIKLAS HJALMARSSON	25
	PIT MARTIN	25
	TROY MURRAY	25
	DIRK GRAHAM	22
	ERIC NESTERENKO	22
32	BILL HAY	21
33	BRYAN BICKELL	19
	BRANDON SAAD	19
	KRIS VERSTEEG	19
	JOHNNY ODUYA	19
	DARRYL SUTTER	19
38	BERNIE NICHOLLS	18
	RICHARD PRESTON	18
40	ANDREW SHAW	17
	GREG GILBERT	17

CURRENT PLAYERS IN **BOLD RED**.



STAN
MIKITA 21

CAREER PLAYOFF LEADERS

GOALS

RANK	NAME	PLAYOFF GOALS
1	BOBBY HULL	62
2	DENIS SAVARD	61
3	STAN MIKITA	59
4	PATRICK KANE	48
5	STEVE LARMER	45
6	PATRICK SHARP	42
7	JONATHAN TOEWS	39
8	JEREMY ROENICK	35
9	DENNIS HULL	33
10	PIT MARTIN	26
	JIM PAPPIN	26
12	DARRYL SUTTER	24
13	TOM LYSIAK	23
14	BRYAN BICKELL	20
	AL SECORD	20
16	BRENT SEABROOK	19
	CLIFF KOROLL	19
	BOB MURRAY	19
	DOUG WILSON	19
20	DAVE BOLLAND	17
	CHICO MAKI	17
	WAYNE PRESLEY	17
23	MARIAN HOSSA	18
	JOE MURPHY	16
	KEN WHARRAM	16
26	DUNCAN KEITH	15
	BRANDON SAAD	15
	TROY MURRAY	15
	BILL HAY	15
30	DUSTIN BYFUGLIEN	14
	DIRK GRAHAM	14

POINTS

RANK	NAME	PLAYOFF POINTS
1	STAN MIKITA	150
2	DENIS SAVARD	145
3	BOBBY HULL	129
4	PATRICK KANE	114
5	STEVE LARMER	111
6	JONATHAN TOEWS	102
7	PATRICK SHARP	80
	DOUG WILSON	80
9	JEREMY ROENICK	77
10	DUNCAN KEITH	75
11	MARIAN HOSSA	68
12	DENNIS HULL	67
13	PIERRE PILOTE	60
14	BRENT SEABROOK	57
15	TOM LYSIAK	56
	BOB MURRAY	56
17	CHICO MAKI	53
18	JIM PAPPIN	52
19	PIT MARTIN	51
20	PAT STAPLETON	49
21	CHRIS CHELIOS	48
	CLIFF KOROLL	48
23	AL SECORD	47
24	DAVE BOLLAND	43
	DARRYL SUTTER	43
	KEN WHARRAM	43
27	TROY MURRAY	40
28	BRYAN BICKELL	39
29	KEITH BROWN	36
	DIRK GRAHAM	36
	BILL HAY	36

HAT TRICK LEADERS

NAME	3GG	4GG	TOT
DENIS SAVARD	2	1	3
DOUG BENTLEY	2	0	2
BOBBY HULL	2	0	2
PIT MARTIN	2	0	2
PATRICK KANE	2	0	1
TONY AMONTE	0	1	1
JIM PAPPIN	1	0	1
DICK REDMOND	1	0	1
WAYNE PRESLEY	1	0	1
DIRK GRAHAM	1	0	1
BRIAN NOONAN	1	0	1
GARY SUTER	1	0	1
DUSTIN BYFUGLIEN	1	0	1
JONATHAN TOEWS	1	0	1
TOTALS	18	2	20

HAT TRICKS

NO.	NAME	DATE	TEAM
1	DOUG BENTLEY	03/28/44	DET
2	DOUG BENTLEY	03/30/44	@DET
3	BOBBY HULL	04/07/63	@DET
4	JIM PAPPIN	04/11/71	@PHI
5	BOBBY HULL	04/09/72	@PIT
6	PIT MARTIN	04/04/73	STL
7	DICK REDMOND	04/04/73	STL
8	PIT MARTIN	05/10/73	MTL
9	DENIS SAVARD	04/19/82	STL
10	DENIS SAVARD (4)	04/10/86	TOR
11	DENIS SAVARD	04/09/88	STL
12	WAYNE PRESLEY	04/13/89	DET
13	DIRK GRAHAM	06/01/92	PIT
14	BRIAN NOONAN	04/18/93	STL
15	TONY AMONTE (4)	04/23/94	TOR
16	GARY SUTER	04/24/94	TOR
17	PATRICK KANE	05/11/09	VAN
18	DUSTIN BYFUGLIEN	05/05/10	@VAN
19	JONATHAN TOEWS	05/07/10	@VAN
20	PATRICK KANE	06/08/13	LAK

CURRENT PLAYERS IN **BOLD RED**.

BOLD TYPE INDICATES HAT TRICK SCORED IN STANLEY CUP FINAL.

2015 CUP

LEADERSHIP

PLAYERS

2014-15

OPPONENTS

TRADITION

RECORDS

PLAYOFFS

HISTORY

MINORS

NHL

MEDIA

OVERTIME GOALS

OVERTIME GOALS: FOR

DATE	TEAM	SCORER	TIME	SCORE
03/26/31	TOR	STEWART ADAMS	19:20	2-1*
04/05/31	MTL	JOHN GOTTSSELIG	24:50	2-1
04/09/31	@ MTL	CY WENTWORTH	53:50	3-2
03/25/34	MTL	HAROLD "MUSH" MARCH	11:05	1-1*
04/03/34	@ DET	PAUL THOMPSON	21:10	2-1*
04/10/34	DET	HAROLD "MUSH" MARCH	30:05	1-0*
03/26/38	@ MTL	PAUL THOMPSON	11:49	3-2*
03/31/38	NYA	CULLY DAHLSTROM	33:01	1-0*
03/29/53	MTL	AL DEWSBURY	5:38	2-1
03/26/61	MTL	MURRAY BALFOUR	52:12	2-1*
04/02/64	@ DET	MURRAY BALFOUR	8:21	3-2
04/27/71	NYR	BOBBY HULL	6:35	3-2*
05/04/71	MTL	JIM PAPPIN	21:11	2-1
04/09/72	@ PIT	PIT MARTIN	0:12	6-5*
04/23/74	BOS	JIM PAPPIN	3:48	4-3
04/10/75	BOS	IVAN BOLDIREV	7:33	4-3*
04/17/75	BUF	STAN MIKITA	2:31	5-4
04/08/80	STL	DOUG LECUYER	12:34	3-2*
04/07/82	@ MIN	GREG FOX	3:34	3-2*
04/18/83	@ MIN	RICH PRESTON	10:34	4-3*
04/25/85	@ MIN	DARRYL SUTTER	21:57	7-6*
04/30/85	@ MIN	DARRYL SUTTER	15:41	6-5*
04/06/89	@ DET	DUANE SUTTER	14:36	5-4*
05/20/92	@ EDM	JEREMY ROENICK	2:45	4-3*
04/24/94	TOR	JEREMY ROENICK	1:23	4-3
05/21/95	VAN	JOE MURPHY	9:04	2-1*
05/25/95	@ VAN	CHRIS CHELIOS	6:22	3-2*
05/27/95	@ VAN	CHRIS CHELIOS	5:35	4-3*
04/23/96	@ CGY	JOE MURPHY	50:02	2-1*
05/02/96	@ COL	JEREMY ROENICK	6:29	3-2
05/06/96	COL	SERGEI KRIVOKRASOV	0:46	4-3
04/20/97	COL	SERGEI KRIVOKRASOV	31:03	4-3
04/16/09	CGY	MARTIN HAVLAT	0:12	3-2*
05/07/09	VAN	ANDREW LADD	2:52	2-1*
05/22/09	DET	PATRICK SHARP	1:52	4-3
04/24/10	NSH	MARIAN HOSSA	4:07	5-4*
05/21/10	SJS	DUSTIN BYFUGLIEN	12:24	3-2*
06/09/10	@ PHI	PATRICK KANE	4:06	4-3*
04/24/11	VAN	BEN SMITH	15:30	4-3
04/14/12	@ PHX	BRYAN BICKELL	10:36	3-2
04/21/12	@ PHX	JONATHAN TOEWS	2:44	2-1
04/30/13	MIN	BRYAN BICKELL	16:35	2-1*
05/29/13	DET	BRENT SEABROOK	3:35	2-1*
06/08/13	LAK	PATRICK KANE	31:40	4-3*
06/12/13	BOS	ANDREW SHAW	52:08	4-3*
06/19/13	@ BOS	BRENT SEABROOK	9:51	6-5*
04/23/14	STL	PATRICK KANE	11:17	4-3*
04/15/14	@ STL	JONATHAN TOEWS	7:36	3-2*
05/13/14	@ MIN	PATRICK KANE	9:42	2-1*
05/28/14	LAK	MICHAEL HANDZUS	22:04	5-4
04/15/15	@ NSH	DUNCAN KEITH	27:49	4-3*
04/21/15	NSH	BRENT SEABROOK	41:00	3-2*
05/19/15	@ ANA	MARCUS KRUGER	56:12	3-2*
05/23/15	ANA	ANTOINE VERMETTE	25:37	5-4*

OVERTIME GOALS: AGAINST

DATE	TEAM	SCORER	TIME	SCORE
03/26/30	@ MTL	HOWIE MORENZ	51:43	2-2
03/26/35	MTL MA	BALDY NORTHCOOT	4:02	0-1
03/19/40	@ TOR	SYL APPS	6:05	2-3
03/22/41	@ MTL	CHARLIE SANDS	34:04	3-4*
03/30/41	DET	GUS GIESEBRECHT	9:15	1-2
03/22/42	BOS	DES SMITH	6:51	1-2
04/13/44	@ MTL	TOE BLAKE	9:12	4-5
03/26/60	@ MTL	DOUG HARVEY	8:38	3-4
04/28/68	@ MTL	JACQUES LEMAIRE	2:14	3-4
04/18/71	NYR	PETE STEMKOWSKI	1:37	1-2*
04/29/71	@ NYR	PETE STEMKOWSKI	41:29	2-3*
04/19/78	@ BOS	TERRY O'REILLY	1:50	3-4
04/21/78	BOS	PETER MCNAB	10:17	3-4
04/18/79	@ NYI	MIKE BOSSY	2:31	0-1
04/11/81	CGY	WILLI PLETT	35:17	4-5
04/21/82	@ STL	BERNIE FEDERKO	3:28	2-3*
04/27/82	VAN	JIM NILL	28:58	1-2
04/28/85	MIN	DENNIS MARUK	1:14	4-5*
04/11/87	DET	SHAWN BURR	4:51	3-4
04/20/89	@ STL	TONY HRKAC	33:49	4-5*
05/08/89	CGY	AL MACINNIS	15:05	1-2
04/04/91	MIN	BRIAN PROPP	4:14	3-4
04/22/92	@ STL	BRETT HULL	23:33	4-5*
04/25/93	@ STL	CRAIG JANNEY	10:43	3-4
04/20/94	@ TOR	TODD GILL	2:15	0-1
05/17/95	@ TOR	RANDY WOOD	10:00	4-5*
06/01/95	@ DET	NICKLAS LIDSTROM	1:01	1-2
06/06/95	DET	VLADIMIR KONSTANTINOV	29:25	3-4
06/11/95	@ DET	VYACHESLAV KOZLOV	22:25	1-2
05/08/96	COL	JOE SAKIC	44:33	2-3
05/13/96	COL	SANDIS OZOLINSH	25:18	3-4
05/19/09	@ DET	MIKAEL SAMUELSSON	5:14	2-3
05/27/09	@ DET	DARREN HELM	3:58	1-2
06/02/10	@ PHI	CLAUDE GIROUX	5:59	3-4*
04/26/11	@ VAN	ALEXANDRE BURROWS	5:22	1-2
04/12/12	@ PHX	MARTIN HANZAL	9:29	3-2
04/17/12	PHX	MIKKEL BOEDKER	13:15	3-2
04/19/12	PHX	MIKKEL BOEDKER	2:15	3-2
05/05/13	@ MIN	JASON ZUCKER	2:15	3-2*
06/15/13	BOS	DANIEL PAILLE	13:48	2-1*
04/17/14	@ STL	ALEXANDER STEEN	50:26	4-3*
04/19/14	@ STL	BARRET JACKMAN	5:50	4-3*
06/01/14	LAK	ALEC MARTINEZ	5:47	5-4
05/25/15	@ ANA	MATT BELESKEY	0:45	5-4*

* INDICATES BLACKHAWKS WON PLAYOFF SERIES.
BOLD TYPE INDICATES STANLEY CUP-WINNING GOAL.

GOALTENDERS YEAR-BY-YEAR

YEAR	PLAYER	GP	W	L	T	MINS	GA	SO	GAA
1927	HUGH LEHMAN	2	0	1	1	120	10	0	5.00
1930	CHARLES GARDINER	2	0	1	1	172	3	0	1.05
1931	CHARLES GARDINER	9	5	3	1	638	14	2	1.32
1932	CHARLES GARDINER	2	1	1	0	120	6	1	3.00
1934	CHARLES GARDINER	8	6	1	1	542	12	2	1.33
1935	LORNE CHABOT	2	0	1	1	124	1	1	0.48
1936	MIKE KARAKAS	2	1	1	-	120	7	0	3.50
1938	MIKE KARAKAS	8	6	2	-	525	15	2	1.71
	ALFRED MOORE	1	1	0	-	60	1	0	1.00
	PAUL GOODMAN	1	0	1	-	60	5	0	5.00
1940	PAUL GOODMAN	2	0	2	-	127	5	0	2.36
1941	SAM LOPRESTI	5	2	3	-	343	12	0	2.10
1942	SAM LOPRESTI	3	1	2	-	187	5	1	1.60
1944	MIKE KARAKAS	9	4	5	-	549	24	1	2.62
1946	MIKE KARAKAS	4	0	4	-	240	26	0	6.50
1953	AL ROLLINS	7	3	4	-	425	18	0	2.54
1959	GLENN HALL	6	2	4	-	360	21	0	3.50
1960	GLENN HALL	4	0	4	-	249	14	0	3.37
1961	GLENN HALL	12	8	4	-	772	27	2	2.10
1962	GLENN HALL	12	6	6	-	720	31	2	2.58
1963	GLENN HALL	6	2	4	-	360	25	0	4.17
1964	GLENN HALL	7	3	4	-	408	22	0	3.24
	DENIS DEJORDY	1	0	0	-	20	2	0	6.00
1965	GLENN HALL	13	7	6	-	760	28	1	2.21
	DENIS DEJORDY	2	0	1	-	80	9	0	6.75
1966	GLENN HALL	6	2	4	-	347	22	0	3.80
	DAVE DRYDEN	1	0	0	-	13	0	0	0.00
1967	DENIS DEJORDY	4	1	2	-	184	10	0	3.26
	GLENN HALL	3	1	2	-	176	8	0	2.73
1968	DENIS DEJORDY	11	5	6	-	662	34	0	3.08
1970	TONY ESPOSITO	8	4	4	-	480	27	0	3.38
1971	TONY ESPOSITO	18	11	7	-	1,151	42	2	2.19
1972	TONY ESPOSITO	5	2	3	-	300	16	0	3.20
	GARY SMITH	2	1	1	-	120	3	1	1.50
	GERRY DESJARDINS	1	1	0	-	60	5	0	5.00
1973	TONY ESPOSITO	15	10	5	-	895	46	1	3.08
	GARY SMITH	2	0	1	-	65	5	0	4.62
1974	TONY ESPOSITO	10	6	4	-	584	28	2	2.88
	MIKE VEISOR	2	0	1	-	80	5	0	3.75
1975	TONY ESPOSITO	8	3	5	-	472	34	0	4.32
	MICHEL DUMAS	1	0	0	-	19	1	0	3.16
1976	TONY ESPOSITO	4	0	4	-	240	13	0	3.25
1977	TONY ESPOSITO	2	0	2	-	120	6	0	3.00
1978	TONY ESPOSITO	4	0	4	-	252	19	0	4.52
1979	TONY ESPOSITO	4	0	4	-	243	14	0	3.46
1980	TONY ESPOSITO	6	3	3	-	373	14	0	2.25
	MIKE VEISOR	1	0	1	-	60	6	0	6.00
1981	TONY ESPOSITO	3	0	3	-	215	15	0	4.19
1982	TONY ESPOSITO	7	3	3	-	381	16	1	2.52
	MURRAY BANNERMAN	10	5	4	-	555	35	0	3.78
1983	TONY ESPOSITO	5	3	2	-	311	18	0	3.47
	MURRAY BANNERMAN	8	4	4	-	480	32	0	4.00
1984	MURRAY BANNERMAN	5	2	3	-	300	17	0	3.40
1985	MURRAY BANNERMAN	15	9	6	-	906	72	0	4.77
	WARREN SKORODENSKI	2	0	0	-	33	6	0	10.91
1986	MURRAY BANNERMAN	2	0	1	-	81	9	0	6.67
	BOB SAUVE	2	0	2	-	99	8	0	4.85
1987	BOB SAUVE	4	0	4	-	245	15	0	3.67

2015 CUP
LEADERSHIP
PLAYERS
2014-15
OPPONENTS
TRADITION
RECORDS
PLAYOFFS
HISTORY
MINORS
NHL
MEDIA

GOALTENDERS YEAR-BY-YEAR

	YEAR	PLAYER	GP	W	L	T	MINS	GA	SO	GAA
2015 CUP	1988	DARREN PANG	4	1	3	-	240	18	0	4.50
		BOB MASON	1	0	1	-	60	3	0	3.00
	1989	ALAIN CHEVRIER	16	9	7	-	1,013	44	0	2.61
LEADERSHIP		DARREN PANG	2	0	0	-	10	0	0	0.00
	1990	ED BELFOUR	9	4	2	-	409	17	0	2.49
		JACQUES CLOUTIER	4	0	2	-	175	8	0	2.74
PLAYERS		GREG MILLEN	14	6	6	-	613	40	0	3.92
	1991	ED BELFOUR	6	2	4	-	295	20	0	4.07
		DOMINIC HASEK	3	0	0	-	69	3	0	2.61
2014-15	1992	ED BELFOUR	18	12	4	-	949	39	1	2.47
		DOMINIC HASEK	3	0	2	-	158	8	0	3.04
	1993	ED BELFOUR	4	0	4	-	249	13	0	3.13
OPPONENTS	1994	ED BELFOUR	6	2	4	-	360	15	0	2.50
	1995	ED BELFOUR	16	9	7	-	1,014	37	1	2.19
		JEFF HACKETT	2	0	0	-	26	1	0	2.31
TRADITION	1996	ED BELFOUR	9	6	3	-	666	23	1	2.07
		JEFF HACKETT	1	0	1	-	60	5	0	5.00
	1997	JEFF HACKETT	6	2	4	-	345	25	0	4.35
RECORDS		CHRIS TERRERI	2	0	0	-	44	3	0	4.09
	2002	STEVE PASSMORE	3	0	2	-	138	7	0	2.61
		JOCELYN THIBAUT	3	1	2	-	159	6	0	2.64
PLAYOFFS	2009	NIKOLAI KHABIBULIN	15	8	6	-	881	43	0	2.93
		CRISTOBAL HUET	3	1	2	-	130	7	0	3.23
		COREY CRAWFORD	1	0	0	-	16	1	0	3.75
HISTORY	2010	ANTTI NIEMI	22	16	6	-	1,322	58	2	2.63
		CRISTOBAL HUET	1	0	0	-	20	0	0	0.00
	2011	COREY CRAWFORD	7	3	4	-	435	16	1	2.21
MINORS	2012	COREY CRAWFORD	6	2	4	-	396	17	0	2.58
	2013	COREY CRAWFORD	23	16	7	-	1,504	46	1	1.84
	2014	COREY CRAWFORD	19	11	8	-	1,254	52	1	2.53
NHL	2015	COREY CRAWFORD	20	13	6	-	1,223	46	2	2.31
		SCOTT DARLING	5	3	1	-	298	11	0	2.21

CURRENT PLAYERS IN **BOLD RED**.



ALL-TIME GOALTENDER STATISTICS

NAME	GP	MINS	GA	SO	GAA	W	L	T	A	PIM
COREY CRAWFORD	76	4,807	179	5	2.23	45	29	-	2	0
TONY ESPOSITO	99	6,017	308	6	3.07	45	53	-	0	0
ED BELFOUR	68	3,941	164	3	2.50	35	28	-	0	20
GLENN HALL	69	4,152	197	5	2.85	31	38	-	0	2
MURRAY BANNERMAN	40	2,322	165	0	4.26	20	18	-	5	19
ANTTI NIEMI	22	1,322	58	2	2.63	16	6	-	0	2
CHARLIE GARDINER	21	1,472	35	5	1.43	12	6	3	0	0
MIKE KARAKAS	23	1,434	72	3	3.01	11	12	-	0	0
ALAIN CHEVRIER	16	1,013	44	0	2.61	9	7	-	1	0
NIKOLAI KHABIBULIN	15	881	43	0	2.93	8	6	-	0	0
GREG MILLEN	14	613	40	0	3.92	6	6	-	0	4
DENIS DEJORDY	18	946	55	0	3.49	6	9	-	0	0
SCOTT DARLING	5	298	11	0	2.21	3	1	-	0	0
AL ROLLINS	7	425	18	0	2.54	3	4	-	0	0
SAM LOPRESTI	8	530	17	1	1.92	3	5	-	0	0
JEFF HACKETT	9	432	31	0	4.31	2	5	-	0	0
ALFIE MOORE	1	60	1	0	1.00	1	0	-	0	0
GERRY DESJARDINS	1	60	5	0	5.00	1	0	-	0	4
GARY SMITH	4	185	8	1	2.59	1	2	-	0	0
CRISTOBAL HUET	4	150	7	0	2.80	1	2	-	0	0
JOCELYN THIBAUT	3	159	7	0	2.65	1	2	-	0	0
DARREN PANG	6	249	18	0	4.35	1	3	-	0	2
DAVE DRYDEN	1	13	0	0	0.00	0	0	-	0	0
MICHEL DUMAS	1	19	1	0	3.16	0	0	-	0	0
CHRIS TERRERI	2	44	3	0	4.11	0	0	-	0	2
WARREN SKORODENSKI	2	33	6	0	10.91	0	0	-	0	0
LORNE CHABOT	2	124	1	1	0.48	0	1	1	0	0
BOB MASON	1	60	3	0	3.00	0	1	-	0	0
HUGH LEHMAN	2	120	10	0	5.00	0	1	1	0	0
STEVE PASSMORE	3	138	6	0	2.62	0	2	-	0	0
JACQUES CLOUTIER	4	175	8	0	2.74	0	2	-	0	0
DOMINIK HASEK	6	226	11	0	2.92	0	2	-	1	0
MIKE VEISOR	3	140	11	0	4.71	0	2	-	0	0
PAUL GOODMAN	3	187	10	0	3.21	0	3	-	0	0
BOB SAUVE	6	344	23	0	4.01	0	6	-	0	0
EMPTY NET GOALS			24							
TOTALS	545	31,869	1,553	30	2.93	248	256	5	9	55

CURRENT BLACKHAWKS IN **BOLD RED**.

TONY
ESPOSITO 35



2015 CUP

LEADERSHIP

PLAYERS

2014-15

OPPONENTS

TRADITION

RECORDS

PLAYOFFS

HISTORY

MINORS

NHL

MEDIA

SHUTOUTS AND PENALTY SHOTS

SHUTOUTS BY BLACKHAWKS

NO.	NAME	DATE	OPP	SCORE
1	CHARLES GARDINER	03/29/31	@ NYR	2-0
2	CHARLES GARDINER	03/31/31	@ NYR	1-0
3	CHARLES GARDINER	03/27/32	TOR	1-0
4	CHARLES GARDINER	03/28/34	@ MTL MA	3-0
5	CHARLES GARDINER	04/10/34	DET	1-0**
6	LORNE CHABOT	03/23/35	@ MTL MA	0-0
7	MIKE KARAKAS	03/24/38	MTL	4-0
8	MIKE KARAKAS	03/31/38	NYA	1-0*
9	SAM LOPRESTI	03/24/42	@ BOS	4-0
10	MIKE KARAKAS	03/26/44	DET	2-0
11	GLENN HALL	04/01/61	@ MTL	3-0
12	GLENN HALL	04/04/61	MTL	3-0
13	GLENN HALL	04/08/62	MTL	2-0
14	GLENN HALL	04/15/62	TOR	3-0
18	GLENN HALL	04/13/65	DET	4-0
16	TONY ESPOSITO	04/20/71	NYR	3-0
17	TONY ESPOSITO	05/13/71	MTL	2-0
18	GARY SMITH	04/08/72	@ PIT	2-0
19	TONY ESPOSITO	04/05/73	STL	1-0
20	TONY ESPOSITO	04/13/74	@ LAK	1-0
21	TONY ESPOSITO	04/16/74	LAK	1-0
22	TONY ESPOSITO	04/23/82	STL	2-0
23	ED BELFOUR	05/08/92	DET	1-0
24	ED BELFOUR	05/23/95	VAN	2-0
25	ED BELFOUR	04/19/96	CGY	3-0
26	ANTTI NIEMI	04/18/10	NSH	2-0
27	ANTTI NIEMI	04/22/10	@ NSH	3-0
28	COREY CRAWFORD	04/21/11	@ VAN	5-0
29	COREY CRAWFORD	05/07/13	@ MIN	3-0
30	COREY CRAWFORD	04/21/14	STL	2-0
31	COREY CRAWFORD	05/05/15	@ MIN	1-0
32	COREY CRAWFORD	06/15/15	TBL	2-0*

* INDICATES OVERTIME GAME.

* INDICATES STANLEY CUP-CLINCHING GAME.

SHUTOUTS AGAINST BLACKHAWKS

NO.	NAME	DATE	OPP	SCORE
1	GEORGE HAINSWORTH	03/23/30	MTL	1-0
2	GEORGE HAINSWORTH	04/14/31	@ MTL	2-0
3	ALEX CONNELL	03/23/35	@ MTL MA	0-0
4	ALEX CONNELL	03/26/35	MTL MA	1-0*
5	ROY WORTERS	03/24/36	@ NYA	3-0
6	JACQUES PLANTE	04/04/53	MTL	3-0
7	JACQUES PLANTE	03/29/60	MTL	4-0
8	JACQUES PLANTE	03/31/60	MTL	2-0
9	TERRY SAWCHUK	03/31/64	@ DET	3-0
10	LORNE WORSLEY	04/20/65	@ MTL	2-0
11	CHARLIE HODGE	04/27/65	@ MTL	6-0
12	LORNE WORSLEY	05/01/65	@ MTL	4-0
13	ROGER CROSIER	04/10/66	DET	7-0
14	KEN DRYDEN	05/06/73	MTL	4-0
15	KEN DRYDEN	04/11/76	@ MTL	4-0
16	BILLY SMITH	04/18/79	@ NYI	1-0*
17	GLENN RESCH	04/20/79	NYI	4-0
18	DON EDWARDS	04/16/80	@ BUF	5-0
19	MIKE VERNON	05/02/89	@ CGY	3-0
20	JON CASEY	04/10/90	@ MIN	4-0
21	JON CASEY	04/12/91	MIN	6-0
22	TOM BARRASSO	05/30/92	PIT	1-0
23	CURTIS JOSEPH	04/21/93	STL	2-0
24	CURTIS JOSEPH	04/23/93	@ STL	3-0
25	FELIX POTVIN	04/20/94	@ TOR	1-0
26	FELIX POTVIN	04/26/94	@ TOR	1-0*
27	FELIX POTVIN	04/28/94	TOR	1-0
28	FELIX POTVIN	05/09/95	TOR	3-0
29	PATRICK ROY	04/16/97	@ COL	6-0
30	PATRICK ROY	04/24/97	@ COL	7-0
31	BRENT JOHNSON	04/20/02	@ STL	2-0
32	BRENT JOHNSON	04/21/02	STL	4-0
33	BRENT JOHNSON	04/23/02	STL	1-0
34	ROBERTO LUONGO	04/13/11	@ VAN	2-0
35	MIKE SMITH	04/23/12	PHX	4-0
36	JIMMY HOWARD	05/23/13	@ DET	2-0
37	TUUKKA RASK	06/17/13	@ BOS	2-0
38	JIMMY HOWARD	05/23/13	@ DET	2-0
39	ILYA BRYZGALOV	05/06/14	@ MIN	4-0

PENALTY SHOTS BY BLACKHAWKS

NAME	DATE	OPP	GOALIE	G/NG
VIRGIL JOHNSON	04/13/44	@ MTL	BILL DURNAN	NG
MIKE WALTON	04/20/79	NYI	GLENN RESCH	NG
PATRICK POULIN	05/09/95	TOR	FELIX POTVIN	NG
MICHAEL FROLIK	04/24/11	VAN	CORY SCHNEIDER	G
MICHAEL FROLIK	05/27/13	@ DET	JIMMY HOWARD	G

PENALTY SHOTS AGAINST BLACKHAWKS

NAME	DATE	OPP	GOALIE	G/NG
FRANK MAHOVLICH	05/16/71	@ MTL	TONY ESPOSITO	NG
BASIL MCRAE	04/06/91	MIN	ED BELFOUR	G
MARTIN ERAT	04/20/10	@ NSH	ANTTI NIEMI	G
ALEXANDRE BURROWS	04/26/11	@ VAN	COREY CRAWFORD	NG

BOLD TYPE INDICATES EVENT OCCURRED IN A STANLEY CUP FINAL GAME.
CURRENT BLACKHAWKS IN **BOLD RED**.

BLACKHAWKS STANLEY CUP PLAYOFF SERIES SUMMARY

Stanley Cup Championships	6	1934, 1938, 1961, 2010, 2013, 2015
Final series	13	6-7
Semifinals/Conference Finals	33	13-20
Quarterfinals/Division Finals/Conference Semifinals	36	22-14
Preliminary series/Division Semifinals/Conference Quarterfinals	28	15-13
Two-game series	12	4-8
Three-game series	9	6-3
Four-game series	26	13-13
Five-game series	18	8-10
Six-game series	33	19-14
Seven-game series	13	7-6
Years in the playoffs	60	
Consecutive Final series appearances	2	1961-62
Most consecutive playoff appearances	28	1969-97
Most consecutive wins in a playoff year	11	1991-92
Longest playoff losing streak	16	04/20/75 to 04/22/79

BLACKHAWKS PLAYOFF SERIES SITUATIONAL STATS

	RECORD	LAST IN...
When winning the first game of a playoff series	35-9	2015 vs. TBL
When losing the first game of a playoff series	20-41	2015 vs. ANA
When winning the first two games of a playoff series	23-2	2015 vs. MIN
When losing the first two games of a playoff series	5-33	2014 vs. STL
When splitting the first two games of a playoff series	26-16	2015 vs. TBL
When winning the first three games of a playoff series	13-0	2015 vs. MIN
When losing the first three games of a playoff series	0-18	2011 vs. VAN
When winning two of the first three games of a playoff series	25-8	2015 vs. NSH
When losing two of the first three games of a playoff series	14-20	2015 vs. TBL
When winning three of the first four games of a playoff series	17-0	2015 vs. NSH
When losing three of the first four games of a playoff series	1-12	2014 vs. LAK
When splitting the first four games of a playoff series	19-18	2015 vs. TBL
When winning three of the first five games of a playoff series	22-3	2015 vs. TBL
When losing three of the first five games of a playoff series	3-19	2015 vs. ANA
When facing elimination in a playoff series	30-49	2015 vs. ANA
Blackhawks series sweeps	11	2015 vs. MIN
Series sweeps against Blackhawks	18	1993 vs. STL

BLACKHAWKS STANLEY CUP PLAYOFFS GAME 7 RESULTS

DATE	RESULT	SERIES	LOCATION
04/07/53	Montreal 4, Chicago 1	Semifinals	@ MTL
04/09/64	Detroit 4, Chicago 2	Semifinals	CHI
04/15/65	Chicago 4, Detroit 2	Semifinals	@ DET
05/01/65	Montreal 4, Chicago 0	Final	@ MTL
05/02/71	Chicago 4, NY Rangers 2	Semifinals	CHI
05/18/71	Montreal 3, Chicago 2	Final	CHI
04/16/90	Chicago 5, Minnesota 2	Division Semifinals	CHI
04/30/90	Chicago 8, St. Louis 2	Division Finals	CHI
05/19/95	Chicago 5, Toronto 2	Conference Quarterfinals	CHI
04/26/11	Vancouver 2, Chicago 1 (OT)	Conference Quarterfinals	@ VAN
05/29/13	Chicago 2, Detroit 1 (OT)	Conference Semifinals	CHI
06/01/14	Los Angeles 5, Chicago 4 (OT)	Conference Final	CHI
05/30/15	Chicago 5, Anaheim 3	Conference Final	@ ANA

2015 CUP	LEADERSHIP	PLAYERS	2014-15	OPPONENTS	TRADITION	RECORDS	PLAYOFFS	HISTORY	MINORS	NHL	MEDIA
----------	------------	---------	---------	-----------	-----------	---------	----------	---------	--------	-----	-------

INDIVIDUAL PLAYOFF RECORDS

GAMES

Most games 155 STAN MIKITA

MOST PLAYOFF GOALS

Career	62	BOBBY HULL		
Power-play goals in career	22	BOBBY HULL		
		DENIS SAVARD		
Overtime goals in career	4	PATRICK KANE		
In a quarterfinal or semifinal series	8	BOBBY HULL	DET	1963 (5 games)
		BOBBY HULL	DET	1965 (7 games)
Overtime goals in a playoff series	2	DARRYL SUTTER	MIN	1985
		CHRIS CHELIOS	VAN	1995
Shorthanded goals in a playoff series	3	WAYNE PRESLEY	DET	1989
Most three-goal games in a playoff series	2	DOUG BENTLEY	DET	1944
Longest game goal-scoring streak	6	BOBBY HULL	DET	04/09/64 to 04/01/65
		STEVE LARMER	DET/STL	04/11/89 to 04/24/89
In a period	3	DIRK GRAHAM	PIT	06/01/92 (1st)
Power-play goals in a period	2	BOBBY HULL	@ PHI	04/10/71 (3rd)
		PIT MARTIN	STL	04/04/73 (3rd)
		DENIS SAVARD	STL	04/19/82 (1st)
		CHRIS CHELIOS	STL	04/20/92 (1st)
		JONATHAN TOEWS	@ VAN	05/07/10 (2nd)
		PATRICK SHARP	VAN	04/19/11 (3rd)
Game	4	DENIS SAVARD	TOR	04/10/86
		TONY AMONTE	TOR	04/23/94
By a defenseman in one game	3	GARY SUTER	TOR	04/24/94
In a playoff year	12	DARRYL SUTTER		1985 (15 games)
		JEREMY ROENICK		1992 (18 games)
By a rookie in a playoff year	11	JEREMY ROENICK		1980 (20 games)
By a defenseman in a playoff year	7	BRENT SEABROOK		2015 (23 games)
Power-play goals in a playoff year	6	BOBBY HULL		1971 (18 games)
Shorthanded goals in a playoff year	3	WAYNE PRESLEY		1989
Overtime goals in a playoff year	2	BRENT SEABROOK		2013
		HAROLD MARCH		1934
		DARRYL SUTTER		1985
		CHRIS CHELIOS		1995
		PATRICK KANE		2014
Three-goal games in a playoff year	2	DOUG BENTLEY		1944
		PIT MARTIN		1973

MOST PLAYOFF ASSISTS

Career	91	STAN MIKITA		
In a quarterfinal or semifinal series	10	STAN MIKITA	MTL	1962 (6 games)
Consecutive playoff games with an assist in a playoff year	7	DENIS SAVARD		04/06/89 to 04/20/89
		JONATHAN TOEWS		04/22/10 to 05/07/10
Most consecutive playoff games with 1+ assists	8	DOUG WILSON		05/04/82 to 04/15/83
Most assists by a goalie in a playoff year	2	MURRAY BANNERMAN		1985
		COREY CRAWFORD		2011
In a period	3	PAT STAPLETON	@ MTL	04/29/73 (1st)
		CHRIS CHELIOS	EDM	05/18/92 (3rd)
In a game	5	STAN MIKITA	STL	04/04/73
In a playoff year	22	JONATHAN TOEWS		2010 (22 games)
In a playoff year, by a defenseman	18	DUNCAN KEITH		2015 (23 games)

CURRENT PLAYERS IN **BOLD RED**.

INDIVIDUAL PLAYOFF RECORDS

MOST PLAYOFF POINTS

Period	3	HELD BY MANY PLAYERS		
Game	5	STAN MIKITA	STL (5A)	04/04/73
		STEVE LARMER	STL (1G, 4A)	04/30/90
		JONATHAN TOEWS	@ VAN (3G, 2A)	05/07/10
In a playoff year	29	DENIS SAVARD	9G, 20A	1985
		JONATHAN TOEWS	7G, 22A	2010
By a defenseman	21	DUNCAN KEITH	3G, 18A	2015
		CHRIS CHELIOS	6G, 15A	1992
By a rookie	18	JEREMY ROENICK	11G, 7A	1990
Career	150	STAN MIKITA	59G, 91A	
Longest point streak	13	STAN MIKITA	7G, 17A	04/14/61 to 04/19/62
		JONATHAN TOEWS	7G, 18A	04/22/10 to 05/23/10
Consecutive games scoring a point in a playoff year	13	JONATHAN TOEWS	7G, 18A	04/22/10 to 05/23/10
By a line in a playoff year	55	DENNIS HULL	9G, 15A	1973
		JIM PAPPIN	8G, 7A	
		PIT MARTIN	10G, 6A	
Points in a quarterfinal or semifinal series	13	STAN MIKITA	3G, 10A	MTL, 1962
		BOBBY HULL	8G, 5A	DET, 1965
		DENIS SAVARD	4G, 9A	DET, 1989

PLAYOFF PENALTY RECORDS

Minutes in a playoff period	35	AL SECORD	@ STL	04/09/83 (2nd)
			Major, Misconduct, 2 Game Misconducts	
Minutes in a playoff game	37	AL SECORD	@ STL	04/09/83
			Major, Minor, Misconduct, 2 Game Misconducts	
Minutes in a playoff year	84	DAVE MANSON		1989

QUICKEST

Goal from start of playoff game	0:09	KEN WHARRAM	@ TOR	04/13/67
Two goals by one player in a playoff game	0:18	DICK REDMOND	STL	04/04/73 (15:02, 15:20)
Three goals by one player in a playoff game	7:11	DICK REDMOND	STL	04/04/73 (15:02, 15:20 of 1st, 2:13 of 2nd)

GOALTENDER RECORDS IN PLAYOFFS

Consecutive wins in a playoff year	11	ED BELFOUR	1992	
Most minutes played in a playoff year	1,504	COREY CRAWFORD	2013 (23 games)	
Longest shutout sequence	171:50	GLENN HALL	03/28/61 (15:36) to 04/01/61 (60:00)	
			04/04/61 (60:00) to 04/06/61 (36:14)	

CURRENT PLAYERS IN **BOLD RED**.

TEAM PLAYOFF RECORDS

BLACKHAWKS STANLEY CUP PLAYOFFS OVERTIME RECORD

2015 CUP		GP	W	L	T	GP	W	L	T	GP	W	L	T
	1ST OVERTIME	69	36	32	1	33	19	13	1	36	17	19	0
LEADERSHIP	2ND OVERTIME	19	11	8	0	12	8	4	0	7	3	4	0
	3RD OVERTIME	10	6	3	1	4	3	1	0	6	3	2	1
	TOTAL	98	53	43	2	49	30	18	1	49	23	25	1

MOST GOALS SCORED BY BLACKHAWKS IN THE PLAYOFFS

In a period	5	NYR	04/11/68	3rd
		@ MTL	05/08/73	2nd
		MIN	04/21/85	2nd
		EDM	05/12/85	1st
Shorthanded	2	MTL	05/03/73	WHITE, MIKITA; 1st
Power-play	3	@ VAN	05/07/10	TOEWS (2), SHARP; 2nd
In a game	9	DET	04/10/85	
Shorthanded	2	MTL	05/03/73	WHITE, MIKITA
		MIN	04/20/83	WILSON, PATERSON
		@ DET	04/11/89	PRESLEY, KONROYD
Power-play	5	@ EDM	05/14/85	

MOST GOALS AGAINST BLACKHAWKS IN THE PLAYOFFS

In a period	5	@ MTL	04/18/68	3rd
		@ BOS	04/28/74	2nd
		BUF	04/20/75	3rd
		MIN	04/08/91	1st
		LAK	05/21/14	3rd
Shorthanded	2	@ EDM	04/24/83	3rd
Power-play	3	@ MIN	04/08/91	
In a game	11	@ EDM	05/04/85	
Shorthanded	2	@ EDM	04/24/83	
		MIN	04/12/91	
Power-play	5	MIN	04/12/91	
		@ COL	04/24/97	

TWO-TEAM TOTAL GOAL RECORDS FOR PLAYOFF GAMES

In a period	8	MTL	05/08/73	2nd
Power-play goals in a period	4	@ DET	04/04/65	3rd
		@ EDM	05/14/85	1st
		MIN	04/16/90	2nd
		@ MIN	04/08/91	1st
		@ VAN	05/07/10	2nd
In a game	15	CHI 8 @ MTL 7	05/08/73	
		CHI 5 @ EDM 10	05/14/85	
Shorthanded goals in a game	2	MTL	05/03/73	
		MIN	04/20/83	
		@ DET	04/11/89	
		NSH	04/24/10	
Power-play goals in a game	7	CHI 5, EDM 2	05/14/85	

CURRENT PLAYERS IN **BOLD RED**.

MOST ASSISTS FOR AND AGAINST IN THE PLAYOFFS

In a period	9	EDM	05/12/85 (1st)
In a period, by an opponent	10	@ MIN	04/08/91 (1st)
Game	16	DET	04/13/85
Game, by an opponent	19	@ EDM	05/04/85

MOST POINTS FOR AND AGAINST IN THE PLAYOFFS

Points in a game	24	DET	04/13/85 (8G, 16A)
Points in a game, by an opponent	30	@ EDM	05/04/85 (11G, 19A)

BLACKHAWKS PLAYOFF SERIES RECORDS

TWO-GAME SERIES

Most goals	6	MTL MAROONS	1934
Fewest goals	0	MTL MAROONS	1935
Most goals, both teams	15	BOS 10, CHI 5	1927
Fewest goals, both teams	1	MTL MAROONS 1, CHI 0	1927

THREE-GAME SERIES

Most goals	23	DET	1985
Fewest goals	5	NY AMERICANS	1938
Most goals, both teams	31	CHI 23, DET 8	1985
Fewest goals, both teams	10	NY AMERICANS 5, CHI 5	1938

FOUR-GAME SERIES

Most goals	21	EDM	1992
Fewest goals	3	MTL NYI	1976 1979
Most goals, both teams	36	EDM 25, CHI 11	1983
Fewest goals, both teams	16	CHI 9, DET 7 MTL 13, CHI 3	1934 1976

FIVE-GAME SERIES

Most goals	22	STL MIN	1973 1983
Fewest goals	5	STL	2002
Most goals, both teams	38	CHI 22, MIN 16 CHI 17, STL 21	1983 1988
Fewest goals, both teams	17	CHI 10, LAK 7	1974

SIX-GAME SERIES

Most goals	33	MIN	1985
Fewest goals	10	DET TOR	1966 1994
Most goals, both teams	69	EDM 44, CHI 25	1985
Fewest goals, both teams	25	CHI 10, NYR 15	1994

SEVEN-GAME SERIES

Most goals	28	STL	1990
Fewest goals	12	MTL	1965
Most goals, both teams	51	LAK 28, CHI 23	2014
Fewest goals, both teams	30	MTL 18, CHI 12	1965
Most shorthanded goals in one playoff year	7		1989
Most shorthanded goals in a series	4	DET	1989
Most shorthanded goals in a series, both teams	4	CHI 4, DET 0	1989

2015 CUP

LEADERSHIP

PLAYERS

2014-15

OPPONENTS

TRADITION

RECORDS

PLAYOFFS

HISTORY

MINORS

NHL

MEDIA

TEAM PLAYOFF RECORDS

SHOTS BY A BLACKHAWKS TEAM

Most shots in a period	24	DET	04/14/61	3rd
Fewest shots in a period	1	BUF	04/20/80	2nd
		@ LAK	04/13/74	1st
		@ BOS	04/19/78	3rd
		@ BUF	04/16/80	1st
		@ DET	06/01/95	3rd
		STL	04/21/02	3rd
Most shots in a game	49	TOR	04/15/67	12-15-22
Fewest shots in a game	10	@ LAK	04/13/74	
Most shots in an overtime period	14	CGY	04/11/81	
	14	COL	04/20/97	
	14	@ ANA	05/19/15	
Most shots in an overtime game	65	CGY	04/11/81	14-19-15-14-3

SHOTS AGAINST A BLACKHAWKS TEAM

Most shots in a period	26	MTL	03/28/61	1st
Fewest shots in a period	1	STL	04/23/02	1st
Most shots in a game	62	@ ANA	05/19/15	
Fewest shots in a game	13	STL	04/10/73	
Most shots in an overtime period	17	@ NSH	04/15/15	
	17	ANA	05/23/15	

PENALTY RECORDS IN THE PLAYOFFS

Penalties in a period	15	VAN	05/06/82	1st
Penalty minutes in a period	83	VAN	05/06/82	1st
Penalties in a period, both teams	28	VAN (13)	05/06/82	1st
Penalty minutes in a period, both teams	164	VAN (81)	05/06/82	1st
Penalty minutes in a game	104	CGY	05/06/89	
Most penalties in a game	22	MIN	04/10/91	
Penalty minutes in a game, both teams	188	VAN	04/29/82	VAN 106, CHI 82
Penalties in a playoff series	91	MIN	1991	
Penalty minutes in a playoff series	280	MIN	1991	
Penalty minutes in a playoff series, both teams	560	VAN	1982	VAN 285, CHI 275

QUICKEST

Goal from start of game	0:09	@ TOR	04/13/67	WHARRAM
Two goals in a game	0:10	STL	04/20/90	3rd period MURRAY (8:37), THOMAS (8:47)
Two goals in a game, by an opponent	0:05	@ DET	04/11/65	2nd period NORM ULLMAN (17:35, 17:40)
Two goals in a game, by defensemen on one team	0:17	VAN	04/19/11	2nd period CAMPBELL (5:18), KEITH (5:35)
Three goals in a game	1:25	CGY	04/21/96	2nd period AMONTE (1:52), WEINRICH (2:29), B. SUTTER (3:17)
Three goals in a game, by an opponent	1:29	@ TOR	04/07/38	3rd period DRILLON (9:40), PARSONS (10:29, 11:09)

OVERTIME GAMES

Longest	56:12	@ ANA	05/19/15	MARCUS KRUGER
Longest, home	52:12	MTL	03/26/61	MURRAY BALFOUR
Longest, away	56:12	@ ANA	05/19/15	MARCUS KRUGER
Shortest	0:12	CGY	04/16/09	MARTIN HAVLAT
		@ PIT	04/09/72	PIT MARTIN
Shortest, home	0:12	CGY	04/16/09	MARTIN HAVLAT
Shortest, away	0:12	@ PIT	04/09/72	PIT MARTIN
Most overtime games in one playoff year	7	1995, 2013, 2014		

GWG

SHUTOUTS FOR AND AGAINST IN THE PLAYOFFS

Total for	32	20 home, 12 away
Total against	38	16 home, 22 away
Most for in a playoff year	2	1931, 1934, 1935, 1938, 1961, 1962, 1971, 1974, 2010, 2015
Most against in a playoff year	3	1965, 1994, 2002

SHUTOUTS IN THE PLAYOFFS

Longest shutout sequence	171:50	GLENN HALL	1961
Opponents longest shutout sequence	207:44	STL	2002
Largest shutout at home	4-0	MTL	03/24/38
		DET	04/13/65
Largest shutout on road	5-0	@ VAN	04/21/11
Largest shutout against at home	7-0	DET	04/10/66
Largest shutout against on road	7-0	@ COL	04/24/97

BLACKHAWKS STANLEY CUP-WINNING GOALS

YEAR	PLAYER	OPPONENT	TIME	SCORE	SERIES WIN
1934	HAROLD "MUSH" MARCH	DET	30:05, overtime	1-0	3-1
1938	CARL VOSS	TOR	16:45, 2nd period	4-1	3-1
1961	AB McDONALD	DET	18:49, 2nd period	5-1	4-2
2010	PATRICK KANE	PHI	4:06, overtime	4-3	4-2
2013	DAVE BOLLAND	BOS	19:01, 3rd period	3-2	4-2
2015	DUNCAN KEITH	TBL	17:13, 2nd period	2-0	4-2

CURRENT PLAYERS IN **BOLD RED**.



PLAYOFF COACHING LEDGER



COACH	PLAYOFF GAMES	WON	LOST	TIED	PCT.	SERIES RECORD	CUP WINS	YEARS
JOEL QUENNEVILLE	117	73	44	-	.624	16-4	3	2009-
BILL REAY	117	57	60	-	.487	10-12		1963-77
MIKE KEENAN	60	33	27	-	.550	7-4		1988-92
RUDY PILOUS	40	18	22	-	.450	3-4	1	1957-63
BOB PULFORD	45	17	28	-	.378	4-6		1977-85
DARRYL SUTTER	26	11	15	-	.423	2-3		1992-95
ORVAL TESSIER	18	9	9	-	.500	2-2		1982-85
CRAIG HARTSBURG	16	8	8	-	.500	1-2		1996-98
BILL STEWART	10	7	3	-	.700	3-0	1	1937-39
PAUL THOMPSON	19	7	12	-	.368	2-4		1938-45
TOM GORMAN	8	6	1	1	.812	3-0	1	1933-34
DICK IRVIN	9	5	3	1	.611	2-1		1930-32
SID ABEL	7	3	4	-	.428	0-1		1952-54
EDDIE JOHNSTON	7	3	4	-	.428	1-1		1979-80
BILL TOBIN	4	1	2	1	.375	0-2		1929-32
CLEM LOUGHLIN	4	1	2	1	.375	0-2		1934-37
BRIAN SUTTER	5	1	4	-	.200	0-1		2001-02
BOB MURDOCH	5	1	4	-	.200	0-1		1987-88
PETER MULDOON	2	0	1	1	.250	0-1		1926-27
BILL WHITE	2	0	2	-	.000	0-1		1976-77
KEITH MAGNUSON	3	0	3	-	.000	0-1		1980-82
JOHN GOTTSSELIG	4	0	4	-	.000	0-1		1944-48
TOTALS	528	261	262	5	.494	56-55	6	



April 10, 1934

HAROLD "MUSH" MARCH breaks a scoreless tie in overtime of Game 4 of the 1934 Stanley Cup Final against Detroit. The history-making shot against Red Wings goaltender Wilf Cude won the first Cup in Blackhawks history.

March 28-30, 1944

MAX BENTLEY scores a hat trick in consecutive games, marking the first two playoff hat tricks in team history and helping the Blackhawks clinch their Stanley Cup Semifinals series against Detroit.

April 4, 1961

With a 3-0 shutout from **GLENN HALL**, the Blackhawks defeat the Montreal Canadiens, who ousted them from their previous two playoffs, in the semifinals en route to winning the 1961 Stanley Cup championship.

April 14, 1968

Head Coach **BILLY REAY** becomes the winningest coach in Blackhawks playoff history with a 2-1 victory in New York against the Rangers, passing **RUDY PILLOUS**. His 57 career playoff wins are eventually passed by **JOEL QUENNEVILLE**, who reaches 73 wins following the 2015 Stanley Cup run.

May 10, 1973

PIT MARTIN scores the first hat trick in Blackhawks Stanley Cup Final history in a 6-4 loss to Montreal, the deciding game of the series.

April 23, 1982

Goaltender **TONY ESPOSITO** earns his sixth career playoff shutout, a franchise record, as the Blackhawks defeat St. Louis in the division finals of the 1982 playoffs.

April 24, 1992

The Blackhawks defeat the St. Louis Blues 5-3 at St. Louis Arena, the first of a franchise-record 11 straight playoff victories. The Blackhawks go on to win the Campbell Conference championship.

April 28, 1994

The Blackhawks play their final game at Chicago Stadium, dropping the Western Conference Quarterfinal series against Toronto with a 6-4 loss in Game 6.

May 25-27, 1995

CHRIS CHELIOS scores the overtime game-winning goal in consecutive contests to help the Blackhawks sweep the Vancouver Canucks in their conference semifinals series.

2015 CUP

LEADERSHIP

PLAYERS

2014-15

OPPONENTS

TRADITION

RECORDS

PLAYOFFS

HISTORY

MINORS

NHL

MEDIA

PLAYOFF MOMENTS

April 16, 2009

MARTIN HAVLAT's game-winner 12 seconds into overtime ties a franchise record for fastest postseason overtime goal as the Blackhawks defeat the Calgary Flames 3-2 for their first Stanley Cup Playoffs victory in seven years.

May 11, 2009

PATRICK KANE records his first career hat trick, pushing the Blackhawks into the Western Conference Final with a series-clinching 7-5 win over Vancouver in Game 6 at the United Center.

April 24, 2010

Down one goal and facing elimination, **PATRICK KANE** scores a shorthanded tally against the Nashville Predators with 14 seconds left in regulation to force overtime. **MARIAN HOSSA** puts in the game-winning goal seconds after serving a major penalty, and the Blackhawks go on to defeat Nashville in six games.

May 5-7, 2010

DUSTIN BYFUGLIEN and **JONATHAN TOEWS** record back-to-back hat tricks while on the road in Vancouver, leading the Blackhawks to an eventual 4-2 conference semifinals win over the Canucks for the second year in a row.

May 16, 2010

Rookie goalie **ANTTI NIEMI** deflects 44 of 45 shots as the Blackhawks beat the San Jose Sharks 2-1 in Game 1 of the Western Conference Final. Niemi earns the First Star of the Game and will eventually stop 129 of 136 shots during the series, helping Chicago sweep the No. 1 seed from the West and advance to the Stanley Cup Final for the first time since 1992.

June 9, 2010

Just 4:06 into overtime in Game 6 of the Stanley Cup Final, **PATRICK KANE** scores what turns out to be the game- (and Cup-) winning goal, but only he seems to know that the puck is in the net. The goal light at the Wachovia Center in Philadelphia is never triggered, but replays confirm Kane's goal, and the Chicago Blackhawks clinch their first Stanley Cup since 1961.

April 24, 2011

First-year forward **BEN SMITH** finds the back of the net at 15:30 of overtime in Game 6 of the conference quarterfinals, forcing Game 7 against the Canucks, who had previously held a 3-0 series lead over the Blackhawks. On the play, a long shot by defenseman **NIKLAS HJALMARSSON** is parried away by Vancouver goaltender Roberto Luongo, and Smith backhands the rebound in for his third goal of the postseason.

April 12-21, 2012

By forcing overtime in the first five games of the 2012 Western Conference Quarterfinals, the Chicago-Arizona series becomes the second in NHL history to have five consecutive tilts decided in extra time, after the 1951 Stanley Cup Final between Toronto and Montreal went to overtime in all five games. Additionally, the Blackhawks become the first team in league history to have seven straight playoff matchups end in overtime, dating back to Game 6 of the 2011 Western Conference Quarterfinals against Vancouver. After scoring game-tying goals with less than 15 seconds remaining in regulation in Games 1 and 2, Chicago also becomes the first team in NHL history to do so in consecutive games of a postseason series. Rookie **BRANDON SAAD**, 19, becomes the youngest Blackhawk skater to make his playoff debut since Dean McAmmond (18y, 312d) on April 22, 1992, when he suits up for Game 4 on April 19. Rookie **BRANDON BOLLIG** becomes the first Blackhawks player to record a postseason goal as his first NHL point since Warren Rychel (April 6, 1991 vs. MIN).

May 27, 2013

With the Blackhawks carrying a 3-2 lead over the Detroit Red Wings in Game 6 of the Western Conference Semifinals, **MICHAEL FROLIK** earns a penalty shot after being tripped on a breakaway. He scores, becoming the first player in NHL history to convert two penalty shots in the Stanley Cup Playoffs. Frolík's first successful attempt was against Cory Schneider of the Vancouver Canucks on April 24, 2011, in Game 6 of the conference quarterfinals.

May 29, 2013

BRENT SEABROOK scores at 3:35 of overtime to lift the Blackhawks over the Detroit Red Wings 2-1 in Game 7 of the conference semifinals, marking the first time in franchise history that the team has recovered from a 3-1 series deficit to reach the next round.

June 8, 2013

In Game 5 of the Western Conference Final, **PATRICK KANE** collects his second career hat trick (both have occurred in the playoffs) to lead the Blackhawks to a 4-3 overtime victory over the Los Angeles Kings. Kane scores twice in regulation, then notches the game-winner at 11:40 of the second overtime period off a pass from **JONATHAN TOEWS**. The Blackhawks win the series 4-1 to claim their third Western Conference title (1992, 2010) and advance to the Stanley Cup Final.

2015 CUP

LEADERSHIP

PLAYERS

2014-15

OPPONENTS

TRADITION

RECORDS

PLAYOFFS

HISTORY

MINORS

NHL

MEDIA

June 12, 2013

The opening game of the 2013 Stanley Cup Final is an instant classic, as the Blackhawks edge the Boston Bruins 4-3 in triple overtime to take a 1-0 lead in the series. **ANDREW SHAW** scores the game-winner after 52:08 of extra hockey when the puck deflects off his shinpad and past Tuukka Rask. The game marks the third-longest playoff game in franchise history and the fifth-longest game ever played in the Stanley Cup Final.

June 19, 2013

Down 2-1 to Boston in the Stanley Cup Final, the Blackhawks engage the Bruins in a wild shootout in Game 4 at TD Garden. Ten different scorers account for 11 goals between the two teams, the last of which is **BRENT SEABROOK**'s goal at 9:51 of overtime to give Chicago a 6-5 win. Seabrook's tally sets a franchise record for career overtime goals (regular and postseason).

June 24, 2013

The Blackhawks score two goals in 17 seconds in the final 1:16 of Game 6 in Boston, turning a 2-1 deficit into a 3-2 victory and clinching the organization's fifth Stanley Cup. With Chicago's goaltender pulled, **BRYAN BICKELL** takes a feed from **JONATHAN TOEWS** and jams the puck past Tuukka Rask to tie the game at 18:44 of the third period. **DAVE BOLLAND** scores the game-winning goal on a rebound at 19:01, the latest timestamp in league history for a Stanley Cup-winning goal in a regulation game. **PATRICK KANE** is named the 2013 Conn Smythe Trophy winner after recording a team-leading 19 points (9G, 10A) in 23 games.

April 21-27, 2014

JONATHAN TOEWS became the 24th player in NHL history to score at least three game-winning goals in a series, after netting the GWG in Games 3, 5 and 6 against the St. Louis Blues in the Western Conference First Round. Toews and **PATRICK KANE** finish the postseason sharing the NHL lead with 4 GWG apiece. Toews currently paces the Blackhawks' all-time list and shares sixth among active NHLers with 10 career playoff GWG.

May 2-4, 2014

MARIAN HOSSA records back-to-back three-point efforts in Games 1 and 2 of the Western Conference Second Round against the Minnesota Wild (1G, 5A), becoming the second player to accomplish that feat for the Blackhawks since 1995. **JONATHAN TOEWS** previously posted consecutive three-point games in Games 3 and 4 of the 2010 Western Conference Semifinals vs. Vancouver.

May 13, 2014

PATRICK KANE nets the series-clinching goal 9:42 into overtime in Game 6 of the Western Conference Second Round vs. Minnesota, marking his fourth career overtime postseason goal; he currently holds the franchise record and shares fourth in league history with four playoff OT goals. With the 2-1 victory, Chicago advances to the Western Conference Final for the fourth time in five years.

May 28, 2014

MICHAL HANDZUS nets his second career postseason game-winner with a goal 2:04 into the second overtime period to give Chicago a 5-4 win over the Los Angeles Kings in Game 5 of the Western Conference Final. **PATRICK KANE** posts a playoff career-high four points (4A), and **BRANDON SAAD** notches a postseason career-high three points (1G, 2A).

May 30, 2014

The Blackhawks overcome a 3-2 third-period deficit at Los Angeles to win 4-3 and even the series at 3-3, forcing Game 7 after falling behind 3-1 in the series. The game marks the second straight contest in which Chicago rallied from a third-period deficit; they are only the fourth team in Stanley Cup Playoffs history to win consecutive elimination games when trailing in the third period.

April 15, 2015

The Blackhawks open their 2015 postseason campaign with a 4-3 double-overtime win in Game 1 of the First Round at Nashville, marking four straight playoff years that have begun with overtime games. **SCOTT DARLING** makes his NHL playoff debut in relief of **COREY CRAWFORD** to start the second period and stops all 42 shots he faces, setting a league record for longest relief appearance without allowing a goal. **DUNCAN KEITH** nets his first career playoff OT winner at 7:49 of the second overtime, and rookie **TEUVO TERAVAINEN** collects his first NHL playoff point with an assist on **NIKLAS HJALMARSSON**'s opening goal.

April 21, 2015

Chicago takes a commanding 3-1 series lead over the Predators with a 3-2 effort decided in the first minute of triple overtime, as **SCOTT DARLING** makes a career-high 50 saves on 52 shots in Game 4. Defenseman **BRENT SEABROOK** nets his second goal of the playoffs and third career overtime winner with a blast from the high slot 1:00 into the third extra frame.

2015 CUP	LEADERSHIP	PLAYERS	2014-15	OPPONENTS	TRADITION	RECORDS	PLAYOFFS	HISTORY	MINORS	NHL	MEDIA
----------	------------	---------	---------	-----------	-----------	---------	----------	---------	--------	-----	-------

PLAYOFF MOMENTS

May 3, 2015

With his two-goal effort—including the game-winner—propelling the Blackhawks to a 4-1 win over Minnesota in Game 2 of the Western Conference Second Round, **PATRICK KANE** breaks the 100-point plateau in his playoff career, ending the night with 101 points in 101 games.

May 7, 2015

PATRICK KANE extends his goal streak to a career-long five games and his point streak to seven games (matching a career best) with a goal and an assist as the Blackhawks complete the four-game sweep over Minnesota, eliminating their divisional rivals from the playoffs for the third year in a row. **MARIAN HOSSA**'s empty-netter stands as the first such goal to clinch a series since 1991.

May 19, 2015

MARCUS KRUGER's goalmouth tally at 56:12 ends a marathon triple-overtime Game 4 in Anaheim, setting a record for longest game in franchise history; the previous mark was 53:50 against Montreal on April 9, 1951. Nine players set career highs in playoff ice time, while **COREY CRAWFORD** makes a career-best 60 saves on 62 shots.


June 3-13, 2015

The Blackhawks and Lightning play five consecutive one-goal games to open the 2015 Stanley Cup Final, matching the historical closeness of the 1951 Final between Toronto and Montreal. Up to this point, the two teams are tied or separated by just one goal for the entire series, marking the first Final in which neither team has a multi-goal lead at any point in the opening five games; additionally, the winning goal has been scored in the third period in each contest, including two in the final 5 minutes of regulation (**ANTOINE VERMETTE** at 15:26 of Game 1 and Cedric Paquette at 16:49 of Game 3). Vermette also scores the game-winner in Game 5, becoming the sixth player in NHL history to net two GWG in the Final after joining the team midseason.

June 15, 2015

Capping off a postseason for the history books, **DUNCAN KEITH** scores the Cup-winning goal late in the second period in a 2-0 win to help the Blackhawks clinch their sixth Stanley Cup and third in the last six years. **COREY CRAWFORD** makes 25 saves for his second shutout of the playoffs, matching a career high and tying a franchise record with 45 career playoff wins; he's the second goaltender in team history to register a shutout in a Cup-clinching game (C. Gardiner, 1934). Keith wins the Conn Smythe Trophy, becoming the first defenseman to do so since 2007 (S. Niedermayer). Keith's 21 points (3G, 18A) equal a franchise record for defensemen in a playoff year, and he becomes the fourth skater to log 700 minutes in one postseason (since TOL was introduced 1998).

2015 CUP
LEADERSHIP
PLAYERS
2014-15
OPPONENTS
TRADITION
RECORDS
PLAYOFFS
HISTORY
MINORS
NHL
MEDIA



CHICAGO BLACKHAWKS

HISTORY

SEASON-BY-SEASON RECORD

	YEAR	COACH	GC	W	L	T	OTL	DIV. RK	GF	GA	PTS
2015 CUP	1926-27	PETER MULDOON	44	19	22	3	-	3	115	116	41
	1927-28	BARNEY STANLEY	23	4	17	2	-	-	32	61	10
		HUGH LEHMAN	21	3	17	1	-	-	36	73	7
		TOTALS	44	7	34	3	-	5	68	134	17
LEADERSHIP	1928-29	HERB GARDINER	44	7	29	8	-	5	33	85	22
	1929-30	TOM SHAUGHNESSY	21	10	8	3	-	-	61	53	23
		BILL TOBIN	23	11	10	2	-	-	56	58	24
		TOTALS	44	21	18	5	-	2	117	111	47
PLAYERS	1930-31	DICK IRVIN	44	24	17	3	-	2	108	78	51
	1931-32	DICK IRVIN	5	3	1	1	-	-	9	6	7
		BILL TOBIN	43	15	18	10	-	-	77	95	40
		TOTALS	48	18	19	11	-	2	86	101	47
	1932-33	EMIL IVERSON	21	8	7	6	-	-	38	39	22
		GODFREY MATHESON	2	0	2	0	-	-	3	7	0
		TOM GORMAN	25	8	11	6	-	-	47	55	22
		TOTALS	48	16	20	12	-	4	88	101	44
2014-15	1933-34	TOM GORMAN	48	20	17	11	-	2	88	83	51
	1934-35	CLEM LOUGHLIN	48	26	17	5	-	2	118	88	57
	1935-36	CLEM LOUGHLIN	48	21	19	8	-	3	93	92	50
	1936-37	CLEM LOUGHLIN	48	14	27	7	-	4	99	131	35
OPPONENTS	1937-38	BILL STEWART	48	14	25	9	-	3	97	139	37
	1938-39	BILL STEWART	21	8	10	3	-	-	50	54	19
		PAUL THOMPSON	27	4	18	5	-	-	41	78	13
		TOTALS	48	12	28	8	-	7	91	132	32
TRADITION	1939-40	PAUL THOMPSON	48	23	19	6	-	4	112	120	52
	1940-41	PAUL THOMPSON	48	16	25	7	-	5	112	139	39
	1941-42	PAUL THOMPSON	48	22	23	3	-	4	145	155	47
	1942-43	PAUL THOMPSON	50	17	18	15	-	5	179	180	49
RECORDS	1943-44	PAUL THOMPSON	50	22	23	5	-	4	178	187	49
	1944-45	PAUL THOMPSON	42	9	27	6	-	-	108	162	24
		JOHN GOTTSSELIG	8	4	3	1	-	-	33	32	9
		TOTALS	50	13	30	7	-	5	141	194	33
PLAYOFFS	1945-46	JOHN GOTTSSELIG	50	23	20	7	-	3	200	178	53
	1946-47	JOHN GOTTSSELIG	60	19	37	4	-	6	193	274	42
	1947-48	JOHN GOTTSSELIG	28	7	19	2	-	-	93	124	16
		CHARLES CONACHER	32	13	15	4	-	-	102	101	30
HISTORY		TOTALS	60	20	34	6	-	6	195	225	46
	1948-49	CHARLES CONACHER	60	21	31	8	-	5	173	211	50
	1949-50	CHARLES CONACHER	70	22	38	10	-	6	203	244	54
	1950-51	EBBIE GOODFELLOW	70	13	47	10	-	6	171	280	36
MINORS	1951-52	EBBIE GOODFELLOW	70	17	44	9	-	6	158	241	43
	1952-53	SID ABEL	70	27	28	15	-	4	169	175	69
	1953-54	SID ABEL	70	12	51	7	-	6	133	242	31
	1954-55	FRANK EDDOLLS	70	13	40	17	-	6	161	235	43
NHL	1955-56	DICK IRVIN	70	19	39	12	-	6	155	216	50
	1956-57	TOM IVAN	70	16	39	15	-	6	169	225	47
	1957-58	TOM IVAN	33	10	17	6	-	-	55	81	26
		RUDY PILOUS	37	14	22	1	-	-	108	121	29
MEDIA		TOTALS	70	24	39	7	-	5	163	202	55
	1958-59	RUDY PILOUS	70	28	29	13	-	3	197	208	69
	1959-60	RUDY PILOUS	70	28	29	13	-	3	191	180	69
	1960-61	RUDY PILOUS	70	29	24	17	-	3	198	180	75
	1961-62	RUDY PILOUS	70	31	26	13	-	3	217	186	75
	1962-63	RUDY PILOUS	70	32	21	17	-	2	194	178	81
	1963-64	BILL REAY	70	36	22	12	-	2	218	169	84
	1964-65	BILL REAY	70	34	28	8	-	3	224	176	76
	1965-66	BILL REAY	70	37	25	8	-	2	240	187	82
	1966-67	BILL REAY	70	41	17	12	-	1	264	170	94
	1967-68	BILL REAY	74	32	26	16	-	4	212	222	80
	1968-69	BILL REAY	76	34	33	9	-	6	280	246	77
	1969-70	BILL REAY	76	45	22	9	-	1	250	170	99

SEASON-BY-SEASON RECORD

YEAR	COACH	GC	W	L	T	OTL	DIV. RK	GF	GA	PTS
1970-71	BILL REAY	78	49	20	9	-	1	277	184	107
1971-72	BILL REAY	78	46	17	15	-	1	256	166	107
1972-73	BILL REAY	78	42	27	9	-	1	284	225	93
1973-74	BILL REAY	78	41	14	23	-	2	272	164	105
1974-75	BILL REAY	80	37	35	8	-	3	268	241	82
1975-76	BILL REAY	80	32	30	18	-	1	254	261	82
1976-77	BILL REAY	34	10	19	5	-	-	105	128	25
	BILL WHITE	46	16	24	6	-	-	135	170	38
	TOTALS	80	26	43	11	-	3	240	298	63
1977-78	BOB PULFORD	80	32	29	19	-	1	230	220	83
1978-79	BOB PULFORD	80	29	36	15	-	1	244	277	73
1979-80	EDDIE JOHNSTON	80	34	27	19	-	1	241	250	87
1980-81	KEITH MAGNUSON	80	31	33	16	-	2	304	315	78
1981-82	KEITH MAGNUSON	59	21	28	10	-	-	254	272	52
	BOB PULFORD	21	9	10	2	-	-	78	91	20
	TOTALS	80	30	38	12	-	4	332	363	72
1982-83	ORVAL TESSIER	80	47	23	10	-	1	338	268	104
1983-84	ORVAL TESSIER	80	30	42	8	-	4	277	311	68
1984-85	ORVAL TESSIER	53	22	28	3	-	-	205	205	47
	BOB PULFORD	27	16	7	4	-	-	104	94	36
	TOTALS	80	38	35	7	-	2	309	299	83
1985-86	BOB PULFORD	80	39	33	8	-	1	351	349	86
1986-87	BOB PULFORD	80	29	37	14	-	3	290	310	72
1987-88	BOB MURDOCH	80	30	41	9	-	3	284	328	69
1988-89	MIKE KEENAN	80	27	41	12	-	4	297	335	66
1989-90	MIKE KEENAN	80	41	33	6	-	1	316	294	88
1990-91	MIKE KEENAN	80	49	23	8	-	1	284	211	106
1991-92	MIKE KEENAN	80	36	29	15	-	2	257	236	87
1992-93	DARRYL SUTTER	84	47	25	12	-	1	279	230	106
1993-94	DARRYL SUTTER	84	39	36	9	-	5	254	240	87
1994-95	DARRYL SUTTER	48	24	19	5	-	3	156	115	53
1995-96	CRAIG HARTSBURG	82	40	28	14	-	2	273	220	94
1996-97	CRAIG HARTSBURG	82	34	35	13	-	5	223	210	81
1997-98	CRAIG HARTSBURG	82	30	39	13	-	5	192	199	73
1998-99	DIRK GRAHAM	59	16	35	8	-	-	131	190	40
	LORNE MOLLEKEN	23	13	6	4	-	-	71	58	30
	TOTALS	82	29	41	12	-	3	202	248	70
1999-2000*	LORNE MOLLEKEN	24	5	13	4	2	-	57	77	16
	BOB PULFORD	58	28	24	6	0	-	185	168	62
	TOTALS	82	33	39	10	2	3	242	245	78
2000-01*	ALPO SUHONEN	82	29	40	8	5	4	210	246	71
2001-02*	BRIAN SUTTER	82	41	27	13	1	3	210	207	96
2002-03*	BRIAN SUTTER	82	30	33	13	6	3	207	226	79
2003-04*	BRIAN SUTTER	82	20	43	11	8	5	188	259	59
2004-05	- SEASON CANCELED -									
2005-06*	TRENT YAWNEY	82	26	43	-	13	4	211	285	65
2006-07*	TRENT YAWNEY	21	7	12	-	2	-	49	67	16
	DENIS SAVARD	61	24	30	-	7	-	152	191	55
	TOTALS	82	31	42	-	9	5	201	258	71
2007-08*	DENIS SAVARD	82	40	34	-	8	3	234	231	88
2008-09*	DENIS SAVARD	4	1	2	-	1	-	10	12	3
	JOEL QUENNEVILLE	78	45	22	-	11	-	250	197	101
	TOTALS	82	46	24	-	12	2	260	209	104
2009-10*	JOEL QUENNEVILLE	82	52	22	-	8	1	271	209	112
2010-11*	JOEL QUENNEVILLE	82	44	29	-	9	3	258	225	97
2011-12*	JOEL QUENNEVILLE	82	45	26	-	11	4	248	238	101
2012-13*	JOEL QUENNEVILLE	48	36	7	-	5	1	155	102	77
2013-14*	JOEL QUENNEVILLE	82	46	21	-	15	3	261	212	107
2014-15*	JOEL QUENNEVILLE	82	48	28	-	6	3	220	186	102

Stanley Cup champions indicated in **BOLD RED**.

* Teams receive one point in the standings for each overtime loss and are credited with an overtime loss only.

2015 CUP
LEADERSHIP
PLAYERS
2014-15
OPPONENTS
TRADITION
RECORDS
PLAYOFFS
HISTORY
MINORS
NHL
MEDIA

ALL-TIME HOME/ROAD RECORD

2015 CUP	LEADERSHIP	PLAYERS	2014-15	OPPONENTS	TRADITION	RECORDS	PLAYOFFS	HISTORY	MINORS	NHL	MEDIA
----------	------------	---------	---------	-----------	-----------	---------	----------	---------	--------	-----	-------

HOME RECORD

YEAR	GP	W	L	T	OTL	GF	GA	PTS
1926-27	22	12	8	2	-	64	47	26
1927-28	22	2	18	2	-	27	60	6
1928-29	22	3	13	6	-	14	36	12
1929-30	22	12	9	1	-	63	53	25
1930-31	22	13	8	1	-	63	39	27
1931-32	24	13	5	6	-	53	39	32
1932-33	24	12	7	5	-	52	43	29
1933-34	24	13	4	7	-	50	29	33
1934-35	24	12	9	3	-	60	42	27
1935-36	24	15	7	2	-	54	38	32
1936-37	24	8	13	3	-	44	51	19
1937-38	24	10	10	4	-	53	59	24
1938-39	24	5	13	6	-	49	59	17
1939-40	24	15	7	2	-	61	41	32
1940-41	24	11	10	3	-	58	58	25
1941-42	24	15	8	1	-	83	66	31
1942-43	25	14	3	8	-	103	67	36
1943-44	25	15	6	4	-	98	75	34
1944-45	25	9	14	2	-	80	87	20
1945-46	25	15	5	5	-	111	72	35
1946-47	30	10	17	3	-	92	108	23
1947-48	30	10	17	3	-	92	104	23
1948-49	30	13	12	5	-	93	89	31
1949-50	35	13	18	4	-	110	110	30
1950-51	35	8	22	5	-	94	131	21
1951-52	35	9	19	7	-	79	108	25
1952-53	35	14	11	10	-	83	66	38
1953-54	35	8	21	6	-	69	98	22
1954-55	35	6	21	8	-	82	111	20
1955-56	35	9	19	7	-	75	103	25
1956-57	35	12	15	8	-	91	91	32
1957-58	35	15	17	3	-	83	86	33
1958-59	35	14	12	9	-	106	96	37
1959-60	35	18	11	6	-	111	81	42
1960-61	35	20	6	9	-	120	76	49
1961-62	35	20	10	5	-	114	76	45
1962-63	35	17	9	9	-	94	93	43
1963-64	35	26	4	5	-	127	68	57
1964-65	35	20	13	2	-	122	83	52
1965-66	35	21	8	6	-	131	88	48
1966-67	35	24	5	6	-	133	62	54
1967-68	37	20	13	4	-	120	111	44
1968-69	38	20	14	4	-	158	121	44
1969-70	38	26	7	5	-	145	69	57

ROAD RECORD

GP	W	L	T	OTL	GF	GA	PTS
22	7	14	1	-	51	69	15
22	5	16	1	-	41	74	11
22	4	16	2	-	19	49	10
22	9	9	4	-	54	58	22
22	11	9	2	-	45	39	24
24	5	14	5	-	33	62	15
24	4	13	7	-	36	58	15
24	7	13	4	-	38	54	18
24	14	8	2	-	58	46	30
24	6	12	6	-	39	54	18
24	6	14	4	-	55	80	16
24	4	15	5	-	44	80	13
24	7	15	2	-	42	73	15
24	8	12	4	-	51	79	20
24	5	15	4	-	54	81	13
24	7	15	2	-	62	89	16
25	3	15	7	-	76	113	13
25	7	17	1	-	80	112	15
25	4	16	5	-	61	107	13
25	8	15	2	-	89	106	18
30	9	20	1	-	101	166	19
30	10	17	3	-	103	121	23
30	8	19	3	-	80	122	19
35	9	20	6	-	93	134	24
35	5	25	5	-	77	149	15
35	8	25	2	-	79	133	18
35	13	17	5	-	86	109	31
35	4	30	1	-	64	144	9
35	7	19	9	-	79	124	23
35	10	20	5	-	80	113	25
35	4	24	7	-	78	134	15
35	9	22	4	-	80	116	22
35	14	17	4	-	91	112	32
35	10	18	7	-	80	99	27
35	9	18	8	-	78	104	26
35	11	16	8	-	103	110	30
35	15	12	8	-	100	85	38
35	10	18	7	-	91	101	27
35	14	15	6	-	102	93	34
35	16	17	2	-	109	99	34
35	17	12	6	-	131	108	40
37	12	13	12	-	92	111	36
38	14	19	5	-	122	125	33
38	19	15	4	-	105	101	42

ALL-TIME HOME/ROAD RECORD

HOME RECORD									ROAD RECORD										
YEAR	GP	W	L	T	OTL	GF	GA	PTS	GP	W	L	T	OTL	GF	GA	PTS			
1970-71	39	30	6	3	-	153	78	63	39	19	14	6	-	124	106	44	2015 CUP	LEADERSHIP	
1971-72	39	28	3	8	-	139	63	64	39	18	14	7	-	117	103	43			
1972-73	39	26	9	4	-	161	94	56	39	16	18	5	-	123	131	37			
1973-74	39	20	6	13	-	142	85	53	39	21	8	10	-	130	79	52	2014-15	PLAYERS	
1974-75	40	24	12	4	-	157	105	52	40	13	23	4	-	111	136	30			
1975-76	40	17	15	8	-	137	134	42	40	15	15	10	-	117	127	40			
1976-77	40	19	16	5	-	142	130	43	40	7	27	6	-	98	168	20	2014-15	OPPONENTS	
1977-78	40	20	9	11	-	128	92	51	40	12	20	8	-	102	128	32			
1978-79	40	18	12	10	-	128	117	46	40	11	24	5	-	116	160	27			
1979-80	40	21	12	7	-	128	112	49	40	13	15	12	-	113	138	38	2014-15	TRADITION	
1980-81	40	21	11	8	-	171	145	50	40	10	22	8	-	133	170	28			
1981-82	40	20	13	7	-	182	152	47	40	10	25	5	-	150	211	25			
1982-83	40	29	8	3	-	190	124	61	40	18	15	7	-	148	144	43	2014-15	RECORDS	
1983-84	40	25	13	2	-	157	135	52	40	5	29	6	-	120	176	16			
1984-85	40	22	16	2	-	161	138	46	40	16	19	5	-	148	161	37			
1985-86	40	23	12	5	-	184	161	51	40	16	21	3	-	167	189	35	2014-15	PLAYOFFS	
1986-87	40	18	13	9	-	168	152	45	40	11	24	5	-	122	158	27			
1987-88	40	21	17	2	-	164	158	44	40	9	24	7	-	120	170	25			
1988-89	40	16	14	10	-	165	153	42	40	11	27	2	-	132	182	24	2014-15	HISTORY	
1989-90	40	25	13	2	-	165	135	52	40	16	20	4	-	151	159	36			
1990-91	40	28	8	4	-	162	103	60	40	21	15	4	-	122	108	46			
1991-92	40	23	9	8	-	156	110	54	40	13	20	7	-	101	126	33	2014-15	MINORS	
1992-93*	42	25	11	6	-	155	115	56	42	22	14	6	-	124	115	50			
1993-94*	42	21	16	5	-	137	126	47	42	18	20	4	-	117	114	40			
1994-95†	24	11	10	3	-	73	57	25	24	13	9	2	-	83	58	28	2014-15	HISTORY	
1995-96	41	22	13	6	-	139	108	50	41	18	15	8	-	134	112	44			
1996-97	41	16	21	4	-	105	112	36	41	18	14	9	-	118	98	45			
1997-98	41	14	19	8	-	82	90	36	41	16	20	5	-	110	109	37	2014-15	HISTORY	
1998-99	41	20	17	4	-	109	112	44	41	9	24	8	-	93	136	26			
1999-2000**	41	16	19	5	1	125	123	38	41	17	18	5	1	117	122	40			
2000-01**	41	14	21	4	2	94	123	34	41	15	19	4	3	116	123	37	2014-15	HISTORY	
2001-02**	41	28	7	5	1	114	81	62	41	13	20	8	0	102	126	34			
2002-03**	41	17	15	7	2	101	103	43	41	13	18	6	4	106	123	36			
2003-04**	41	13	17	6	5	98	116	37	41	7	26	5	3	90	143	22	2014-15	HISTORY	
2004-05	- SEASON CANCELED -																		
2005-06**	41	16	19	-	6	109	127	38	41	10	24	-	7	102	158	27			
2006-07**	41	17	20	-	4	88	107	38	41	14	22	-	5	113	151	33	2014-15	HISTORY	
2007-08**	41	23	16	-	2	128	102	48	41	17	18	-	6	111	133	40			
2008-09**	41	24	9	-	8	138	100	56	41	22	15	-	4	122	109	48			
2009-10** *	41	29	8	-	4	134	98	62	41	23	14	-	4	128	105	50	2014-15	HISTORY	
2010-11**	41	24	17	-	0	128	108	48	41	20	12	-	9	124	112	49			
2011-12**	41	27	8	-	6	134	108	60	41	18	18	-	5	107	123	41			
2012-13**†	24	18	3	-	3	74	54	39	24	18	4	-	2	75	43	38	2014-15	HISTORY	
2013-14**	41	27	7	-	7	140	92	61	41	19	14	-	8	121	120	46			
2014-15**	41	24	12	-	5	112	91	53	41	24	16	-	1	108	95	49			

Stanley Cup champions indicated in **BOLD RED**.

*Includes two neutral-site games, one "home" and one "road."

† There were only 48 regular-season games played during the 1994-95 and 2012-13 seasons due to a lockout.


**Teams receive one point in the standings for each overtime loss and are credited with an overtime loss only.

COACHING LEDGER


2015 CUP	LEADERSHIP	PLAYERS	2014-15	OPPONENTS	TRADITION	RECORDS	PLAYOFFS	HISTORY	MINORS	NHL	MEDIA
----------	------------	---------	---------	-----------	-----------	---------	----------	---------	--------	-----	-------



BILLY REAY



JOEL QUENNEVILLE



RUDY PILOUS

COACH	REGULAR SEASON						STANLEY CUP PLAYOFFS		
	GAMES	W	L	T	OTL*	PCT.	STANLEY CUPS	SEA	YEARS
BILL REAY	1,012	516	335	161	----	.589	0	14	1963-77
JOEL QUENNEVILLE	536	316	155	-	65	.650	3	7	2008-
BOB PULFORD	426	182	176	68	----	.507	0	7	1977-2000
RUDY PILOUS	387	162	151	74	----	.514	1	6	1957-63
MIKE KEENAN	320	153	126	41	----	.542	0	4	1988-92
PAUL THOMPSON	313	113	153	47	----	.436	0	7	1938-45
DARRYL SUTTER	216	110	80	26	----	.569	0	3	1992-95
CRAIG HARTSBURG	246	104	102	40	----	.504	0	3	1995-98
ORVAL TESSIER	213	99	93	21	----	.514	0	3	1982-85
BRIAN SUTTER	246	91	103	37	15	.476	0	3	2001-04
DENIS SAVARD	147	65	66	-	16	.497	0	3	2006-08
CLEM LOUGHLIN	144	61	63	20	----	.493	0	3	1934-37
CHARLES CONACHER	162	56	84	22	----	.414	0	3	1948-50
JOHN GOTTSSELIG	146	53	79	14	----	.411	0	4	1944-48
KEITH MAGNUSON	139	52	61	26	----	.468	0	2	1980-82
DICK IRVIN	119	46	57	16	----	.454	0	2	1930-32
SID ABEL	140	39	79	22	----	.357	0	2	1952-54
EDDIE JOHNSTON	80	34	27	19	----	.544	0	1	1979-80
TRENT YAWNEY	103	33	55	-	15	.393	0	2	2005-07
BOB MURDOCH	80	30	41	9	----	.413	0	1	1987-88
EBBIE GOODFELLOW	140	30	91	19	----	.282	0	2	1950-52
ALPO SUHONEN	82	29	40	8	5	.433	0	1	2000-01
TOM GORMAN	73	28	28	17	----	.500	1	1	1933-34
BILL TOBIN	66	26	28	12	----	.485	0	3	1929-32
TOMMY IVAN	103	26	56	21	----	.354	0	2	1956-58
BILL STEWART	69	22	35	12	----	.406	1	2	1937-39
PETER MULDOON	44	19	22	3	----	.466	0	1	1926-27
LORNE MOLLEKEN	47	18	19	8	2	.489	0	2	1998-2000
BILL WHITE	46	16	24	6	----	.413	0	1	1976-77
DIRK GRAHAM	59	16	35	8	----	.339	0	1	1998-99
FRANK EDDOLLS	70	13	40	17	----	.307	0	1	1954-55
TOM SHAUGHNESSY	21	10	8	3	----	.548	0	1	1929-30
EMIL IVERSON	21	8	7	6	----	.523	0	1	1932-33
HERB GARDINER	44	7	29	8	----	.250	0	1	1928-29
BARNEY STANLEY	23	4	17	2	----	.217	0	1	1927-28
HUGH LEHMAN	21	3	17	1	----	.167	0	1	1927-28
GODFREY MATHESON	2	0	2	0	----	.000	0	1	1932-33
TOTALS	6,106	2,590	2,584	814	118	.500	6	88	1926-

*Teams receive one point in the standings for each overtime or shootout loss and are credited with an OTL only.

RECORD VS. DEFUNCT CLUBS

TEAM	HOME						ROAD						TOTAL					
	GP	W-L	T/OTL	GF	GA	PTS	GP	W-L	T/OTL	GF	GA	PTS	GP	W-L	T/OTL	GF	GA	PTS
BRK	4	4-0	0	16	7	8	4	2-2	0	13	11	4	8	6-2	0	29	18	12
CAL	23	17-4	2	89	48	36	24	10-9	5	69	61	25	47	27-13	7	158	109	61
CLE	4	3-1	0	22	8	6	4	1-3	0	8	12	2	8	4-4	0	30	20	8
MTL	31	15-10	6	78	65	36	31	8-20	3	60	97	19	62	23-30	9	138	162	55
NYA	43	22-13	8	105	70	52	43	13-21	9	84	96	35	86	35-34	17	189	166	87
OTT	16	8-6	2	44	36	18	16	7-5	4	29	32	18	32	15-11	6	73	68	36
PHI	3	3-0	0	21	6	6	3	3-0	0	11	2	6	6	6-0	0	32	8	12
PIT	12	5-6	1	24	22	11	12	6-6	0	34	32	12	24	11-12	1	58	54	23
STL	3	2-0	1	9	6	5	3	2-1	0	8	3	4	6	4-1	1	17	9	9
TOTALS	139	79-40	20	408	268	178	140	52-67	21	316	346	125	279	131-107	41	724	614	303

BRK = Brooklyn Americans: 1941-42

CAL = California Golden Seals: 1967-68 (Oakland Seals) to 1975-76 (moved to Cleveland)

CLE = Cleveland Barons: 1976-77 to 1977-78 (merged with Minnesota)

MTL = Montreal Maroons: 1926-27 to 1937-38

NYA = New York Americans: 1926-27 to 1940-41

OTT = Ottawa Senators: 1926-27 to 1933-34

PHI = Philadelphia Quakers: 1930-31

PIT = Pittsburgh Pirates: 1926-27 to 1929-30

STL = St. Louis Eagles: 1934-35

REGULAR-SEASON TEAM MILESTONES

GAMES PLAYED:	6,106	GOALS FOR:	18,126
WINS:	2,590	GOALS AGAINST:	18,255
LOSSES:	2,584	SHUTOUTS FOR:	418
TIES:	814	SHUTOUTS AGAINST:	414
OVERTIME LOSSES:	118*	TOTAL POINTS:	6,112

* Overtime and shootout losses since 1999-2000, when the league began awarding one point for those results.

MILESTONE	DATE	OPPONENT	SCORE
1ST WIN:	NOV. 17, 1926	TOR	4-1
100TH WIN:	DEC. 8, 1932	DET	3-1
250TH WIN:	JAN. 7, 1941	@ NYR	3-2
500TH WIN:	DEC. 20, 1953	TOR	4-1
750TH WIN:	JAN. 23, 1964	@ BOS	3-1
1,000TH WIN:	DEC. 2, 1970	BOS	4-3
1,250TH WIN:	JAN. 30, 1977	CLE	9-3
1,500TH WIN:	NOV. 17, 1984	@ HFD	7-0
1,750TH WIN:	OCT. 31, 1991	NYI	4-3
2,000TH WIN:	NOV. 29, 1998	@ EDM	3-2
2,250TH WIN:	DEC. 22, 2007	@ OTT	4-3 (OT)
2,500TH WIN:	OCT. 15, 2013	@ CAR	3-2 (SO)



NOV. 22, 1917

The National Hockey League is organized in Montreal.

SEPT. 25, 1926

The city of Chicago receives an NHL franchise. The team owner is Major Frederic McLaughlin, a coffee baron.

NOV. 17, 1926

The newly-formed Chicago Blackhawks hockey team plays its first game ever at the Chicago Coliseum against the Toronto St. Patricks, winning 4-1.

MARCH 28, 1929

Chicago Stadium opens to the public with a boxing match. The Stadium is the enterprise of Paddy Harmon, a sports promoter, built at the cost of \$6 million.

DEC. 15, 1929

The Chicago Blackhawks play their first game at Chicago Stadium. They win 3-1 over the Pittsburgh Pirates.

DEC. 18, 1932

The Chicago Bears defeat Portsmouth 9-0 in the first NFL title game played at Chicago Stadium.

MARCH 14, 1933

The only forfeit in Blackhawks history occurs when the players refuse to return to the ice after their coach, Tom Gorman, was ejected by referee Bill Stewart. Although the score reads 3-2, Boston is awarded a 1-0 forfeit victory.

MARCH 19, 1933

The first afternoon game in NHL history is played in Chicago. Detroit defeats Chicago 4-3.

APRIL 10, 1934

The Blackhawks win their first Stanley Cup, defeating Detroit 1-0 in the second overtime period. Harold "Mush" March gets the game-winner.

JUNE 13, 1934

Outstanding Blackhawks goaltender Charlie Gardiner dies of a brain tumor at age 29, just eight weeks after the team won the Stanley Cup.

MARCH 8, 1937

Onetime Blackhawk Howie Morenz dies of a heart attack in a Montreal hospital 39 days after suffering a broken leg in a game against the Blackhawks.

APRIL 3, 1938

Alfie Moore plays his one and only game as a Blackhawk against Toronto in a Stanley Cup Final game and helps the team beat the Leafs 3-1.

APRIL 12, 1938

The Blackhawks win their second Stanley Cup, defeating the Toronto Maple Leafs in the Final 4-1.

MARCH 18, 1940

The first chartered flight in NHL history occurs as the Chicago Blackhawks fly to Toronto for the first round of the Stanley Cup Final.

MARCH 4, 1941

Goaltender Sam LoPresti makes an NHL-record 80 saves on 83 shots against Boston; however, the Blackhawks lose to the Bruins 3-2.

MARCH 16, 1941

Blackhawks coach Paul Thompson pulls goaltender Sam LoPresti for an extra attacker in the season's final regular-season game, the first time the tactic is used in an NHL game.

JAN. 28, 1943

Max Bentley scores seven points (4G, 3A) against the New York Rangers.

FEB. 20, 1944

A "perfect game" is played at Chicago Stadium between the Blackhawks and the Toronto Maple Leafs. The game ends in a scoreless tie, and there are no penalties called.

DEC. 17, 1944

Major Frederic McLaughlin, first owner of the Blackhawks, passes away.

FEB. 23, 1947

Goaltender Emile Francis debuts at Chicago Stadium against Boston in front of 20,004 fans.

NOV. 4, 1947

Blackhawks trade Max Bentley to Toronto for Gus Bodnar, Gaye Stewart, Bob Goldham, Bud Poile and Ernie Dickens.

NOV. 3, 1948

Chicago hosts its first All-Star Game, as the All-Stars defeat Toronto 3-1.

JAN. 17, 1952

Bill Mosienko scores his 200th career goal.

MARCH 23, 1952

Bill Mosienko scores three goals in 21 seconds, an NHL record.

SEPT. 11, 1952

Bill Tobin sells his controlling interest in the Blackhawks to the owners of Chicago Stadium: James E. Norris, James D. Norris and Arthur M. Wirtz.

DEC. 4, 1952

James E. Norris dies of a heart attack.

JULY 8, 1954

Tommy Ivan is named general manager of the Blackhawks.

DEC. 18, 1954

Maurice "Rocket" Richard scores his 400th goal in Chicago Stadium.

JAN. 5, 1957

CBS televises the first network hockey game and introduces "Peter Puck" to audiences, as the New York Rangers defeat Chicago 4-1.

JAN. 19, 1960

Blackhawks captain Ed Litzenberger and his wife are involved in an auto accident. Litzenberger is seriously injured, and his wife is killed.

MARCH 26, 1961

Murray Balfour scores at 52:12 in the third overtime period of a Stanley Cup Playoffs game to beat Montreal 2-1.

APRIL 16, 1961

Blackhawks win a third Stanley Cup, defeating the Detroit Red Wings 5-1 in Game 6 of the Final.

OCT. 7, 1961

The All-Stars defeat the Blackhawks 3-1 in the second All-Star Game played in Chicago.

JAN. 17, 1962

Glenn Hall plays his 500th consecutive game, playoffs included, in goal. He is honored for his achievement before the game.

NOV. 7, 1962

Glenn Hall's regular-season NHL record of 502 consecutive games ends after he leaves the game with a pinched nerve.

FEB. 25, 1966

James D. Norris, co-owner of the Chicago Blackhawks, dies at age 59. William (Bill) Wirtz assumes the position of president.

MARCH 12, 1966

Bobby Hull becomes the first player to score more than 50 goals in a season when he notches his 51st in the third period against New York Rangers goaltender Cesare Maniago.

MARCH 12, 1967

The Blackhawks clinch first place as regular-season NHL champions and receive the Prince of Wales Trophy for the first time in team history.

MAY 15, 1967

Chicago trades Phil Esposito, Ken Hodge and Fred Stanfield to Boston for Gilles Marotte, Pit Martin and Jack Norris, in one of the biggest trades in franchise history.

JAN. 30, 1969

The Blackhawks record their biggest shutout ever, winning 12-0 at Philadelphia.

JUNE 15, 1969

The Blackhawks claim rookie goaltender Tony Esposito from the Montreal Canadiens for \$25,000.

FEB. 21, 1970

Bobby Hull scores his 500th career goal against New York Rangers goaltender Ed Giacomin.

MARCH 29, 1970

Tony Esposito records his 15th shutout of the season, setting a modern-day shutout record.

APRIL 5, 1970

Chicago defeats Montreal 10-2 in the final game of the regular season to take first place after a last place finish the previous season.

JAN. 19, 1971

The Blackhawks place 11 players on the West All-Star squad, which defeats the East 2-1 in Minnesota.

MARCH 25, 1972

Bobby Hull scores his 600th career goal against Boston Bruins goaltender Gerry Cheevers.

APRIL 2, 1972

Bobby Hull scores his last goal as a Blackhawk, No. 604, against Detroit Red Wings goaltender Andy Brown.

JAN. 29, 1974

The third All-Star Game held at Chicago Stadium pits the West Division against the East Division. The West All-Stars prevail 6-4.

APRIL 6, 1975

The Blackhawks win their 1,200th game with a 5-0 result over Minnesota. It is also the 500th NHL victory overall for Head Coach Billy Reay.

FEB. 26, 1976

Billy Reay wins his 500th game as head coach of the Blackhawks, a 6-2 victory over the Los Angeles Kings.

FEB. 27, 1977

Stan Mikita scores his 500th career goal against Vancouver Canucks goaltender Cesare Maniago.

MARCH 13, 1979

The Blackhawks and Atlanta Flames complete an eight-player trade. The Blackhawks acquire Tom Lysiak, Harold Phillipoff, Pat Ribble, Greg Fox and Miles Zaharko in exchange for Ivan Boldirev, Phil Russell and Darcy Rota.

OCT. 19, 1980

The Blackhawks retire the first jersey in team history, honoring Stan Mikita's No. 21.

FEB. 3, 1982

Grant Mulvey records seven points (5G, 2A) against St. Louis, setting a new team record for goals. His seven points also tie Max Bentley's franchise-record game total (4G, 3A), set on Jan. 28, 1943.

MARCH 22, 1982

Denis Savard breaks Bobby Hull's single-season record of 107 points. He finishes the season with 119 points (52G, 87A).

APRIL 4, 1982

Doug Wilson scores his 39th goal, setting a record for Blackhawks defensemen.

MAY 10, 1982

Chicago's farm team, the New Brunswick Hawks, captures the AHL Calder Cup. Orval Tessier is chosen as the top AHL head coach for 1981-82.

2015 CUP

LEADERSHIP

PLAYERS

2014-15

OPPONENTS

TRADITION

RECORDS

PLAYOFFS

HISTORY

MINORS

NHL

MEDIA

DATES TO REMEMBER

2015 CUP	LEADERSHIP	PLAYERS	2014-15	OPPONENTS	TRADITION	RECORDS	PLAYOFFS	HISTORY	MINORS	NHL	MEDIA
----------	------------	---------	---------	-----------	-----------	---------	----------	---------	--------	-----	-------

MARCH 20, 1983

Al Secord becomes the second Blackhawk in team history to score 50 goals in a season. Secord scored his 50th goal against Mike Palmateer and the Toronto Maple Leafs at Chicago Stadium.

JULY 21, 1983

Arthur Wirtz, owner and chairman of the board of the Chicago Blackhawks, passes away.

OCT. 30, 1983

Blackhawk forward Tom Lysiak receives a 20-game suspension for tripping a game referee, the third longest in NHL history.

DEC. 18, 1983

The Chicago Blackhawks retire the second jersey in team history: No. 9, honoring Bobby "The Golden Jet" Hull.

JUNE 18, 1988

Blackhawks sign free agent goalies Bob Mason and Ed Belfour.

NOV. 20, 1988

The Blackhawks retire Glenn Hall's No. 1 jersey and Tony Esposito's No. 35 jersey in a ceremony honoring both goaltenders.

MARCH 4, 1990

Bob Murray plays his 1,000th NHL game, all in a Blackhawks uniform.

MAY 25, 1990

Chicago's farm team, the Indianapolis Ice, captures the IHL Turner Cup. Darryl Sutter is chosen as the IHL Coach of the Year.

JAN. 19, 1991

Chicago Stadium hosts the NHL All-Star Game just days after the Persian Gulf War begins. Thousands of flag-waving fans cheer during a stirring national anthem sung by Wayne Messmer.

FEB. 23, 1991

Michel Goulet reaches the 1,000-point mark in the NHL while wearing a Blackhawks uniform. He gains his 1,000th point at Minnesota with his third goal of the night, becoming the 30th player in NHL history to reach this milestone.

MARCH 14, 1991

Ed Belfour sets a Blackhawks record for wins in a single season (39) in a 6-3 victory over Los Angeles, surpassing Tony Esposito's mark of 38, set in 1969-70.

MARCH 31, 1991

The Blackhawks beat the Detroit Red Wings 5-1 to win their first Presidents' Trophy as regular-season champions.

FEB. 16, 1992

Michel Goulet scores his 500th career goal against Calgary at Chicago Stadium. He becomes the 17th player in NHL history to reach the milestone.

MARCH 7, 1992

Jeremy Roenick becomes the third Blackhawk and first American-born Blackhawk to score 50 goals in a season when he nets the game-winner in a 2-1 victory against the Bruins in his hometown of Boston.

MAY 22, 1992

The Blackhawks win a franchise-record 11th straight playoff game with a 5-1 victory at Edmonton. The result gives the Blackhawks a berth in the Stanley Cup Final.

OCT. 6, 1993

The Florida Panthers play their first NHL game, meeting the Blackhawks at Chicago Stadium. The game ends in a 4-4 tie.

APRIL 14, 1994

The Blackhawks play their final regular-season game at Chicago Stadium against Toronto, losing 6-4. The game was preceded by a half-hour ceremony in which the four banners commemorating the Blackhawks retired jerseys were lowered and presented to each player.

APRIL 28, 1994

Game 6 of the Western Conference Quarterfinals against Toronto marks the final hockey game played in the Chicago Stadium. The Maple Leafs win the game 1-0 and the series 4-2.

JAN. 25, 1995

The Blackhawks play the first hockey game at the United Center and defeat the Edmonton Oilers 5-1. Joe Murphy scores the first goal in the United Center.

MAY 3, 1995

The Blackhawks finish the 48-game regular season allowing 115 goals for a 2.37 GAA. Ed Belfour captures the Jennings Trophy, awarded to the goalie on the team with the lowest GAA, for the third time in five years.

FEB. 22, 1996

Blackhawks winger Tony Amonte records the first hat trick in the United Center against the St. Louis Blues in the 53rd game played at the new arena.

AUG. 16, 1996

The Blackhawks trade Jeremy Roenick to the Phoenix Coyotes for Alex Zhamnov, Craig Mills and a 1997 first-round draft pick.

NOV. 5, 1996

Blackhawks Executive Vice President Arthur Michael Wirtz, Jr., dies at the age of 62.

MARCH 19, 1998

The Blackhawks retire Denis Savard's No. 18 sweater at the United Center prior to the game against Montreal, Savard's hometown team and the team with whom he won the Stanley Cup in 1993. Savard becomes the fifth Blackhawk to have his number retired.

APRIL 18, 1998

At the end of the NHL regular season, the Blackhawks fail to qualify for the Stanley Cup Playoffs for the first time since 1969, ending a 28-year streak of qualifying for the postseason.

JUNE 24, 1999

Blackhawks Vice President Thomas N. Ivan dies at the age of 88.

OCT. 5, 2000

The Blackhawks open their 75th season at Buffalo.

OCT. 12, 2000

The Blackhawks unveil their 75th anniversary statue, "Badge of Honor," and announce their 75th Anniversary all-star team, as selected by the fans (listed in alphabetical order by position). Left Wing: Bobby Hull, Dennis Hull, Al Secord. Center: Stan Mikita, Jeremy Roenick, Denis Savard. Right Wing: Tony Amonte, Steve Larmer, Harold "Mush" March. Defense: Chris Chelios, Keith Magnuson, Pierre Pilote, Pat Stapleton, Bill White, Doug Wilson. Goaltenders: Ed Belfour, Tony Esposito, Glenn Hall. Coaches: Mike Keenan, Bob Pulford, Billy Reay.

OCT. 21, 2000

The Blackhawks play their 5,000th game in franchise history at St. Louis, a 1-0 loss.

DEC. 15, 2003

Keith Magnuson, former Blackhawks defenseman and president of the Blackhawk Alumni Association, dies in an automobile accident in suburban Toronto at age 56.

AUG. 5, 2005

The Blackhawks sign free-agent goaltender Nikolai Khabibulin to a four-year, \$27 million deal, the largest goalie contract in Blackhawks history.

NOV. 27, 2006

Hall of Famer and former Blackhawks center Denis Savard is named the 36th head coach in team history after Trent Yawney is relieved of his duties. Savard, who originally joined the coaching staff as an assistant in December 1997, wins his first three games, becoming the third head coach in franchise history to accomplish that feat.

JUNE 22, 2007

The Blackhawks select Patrick Kane first overall in the 2007 NHL Entry Draft, the first time the franchise has held the top pick.

SEPT. 26, 2007

Team President William W. Wirtz passes away at the age of 77. The organization honors Wirtz with a pregame ceremony before the regular-season home opener on Oct. 6 and wear shoulder patches with his initials (W.W.W.) throughout the entire campaign.

OCT. 5, 2007

W. Rockwell "Rocky" Wirtz assumes the role of chairman of the Blackhawks.

NOV. 20, 2007

John F. McDonough is named president of the Chicago Blackhawks. McDonough had previously served as president of the Chicago Cubs for 24 years.

DEC. 19, 2007

The Blackhawks announce that Bobby Hull and Stan Mikita will rejoin the organization as official team ambassadors; Tony Esposito joins them later in the season and Denis Savard joins them in October 2008.

JAN. 3, 2008

Jay Blunk is named senior vice president of business operations, departing the Chicago Cubs, where he served in the marketing department for the previous 22 years.

APRIL 1, 2008

For the first time in team history, the Blackhawks announce that they will televise the entire 82-game regular-season schedule and playoffs. In conjunction with Comcast SportsNet, WGN-TV Channel 9 and NHL broadcast rightsholders Versus and NBC, every contest will air in HD.

JUNE 12-13, 2008

Patrick Kane is awarded the Calder Memorial Trophy as the NHL's top rookie for the 2007-08 season, marking the eighth time in franchise history a Blackhawk accepts the honor. Jonathan Toews finishes as a finalist for the award and joins Kane on the 2007-08 NHL All-Rookie Team. With over 500 youth hockey players from the Chicago area and the Calder Trophy in attendance, the Blackhawks honor Kane and Toews with a rally at the United Center the day after the awards ceremony.

JUNE 16, 2008

The Blackhawks announce the return of veteran play-by-play announcer Pat Foley to the broadcast booth after a two-year hiatus. Foley, a member of the Chicagoland Sports Hall of Fame, previously served as the voice of the Blackhawks for 25 years, from 1981 to 2006.

JULY 16, 2008

In conjunction with the NHL, the Chicago Blackhawks announce that the team will host the defending Stanley Cup champion Detroit Red Wings in a regular-season outdoor game: the NHL Winter Classic, to be played at Wrigley Field on Jan. 1, 2009.

JULY 18-20, 2008

The first annual Chicago Blackhawks Convention takes place at the Hilton Chicago, the first of its kind in NHL history. The event sold out and entertained over 10,000 fans.

JULY 31, 2008

The Blackhawks name Hall of Famer Scotty Bowman as senior advisor to hockey operations. Bowman has been a part of a record 12 Stanley Cup-winning teams and is the NHL's all-time coaching leader with 1,226 regular-season wins and 223 postseason victories.

SEPT. 2, 2008

The Blackhawks and Chicago Cubs hold Blackhawks Night at Wrigley Field. Players and alumni join together in a pregame ceremony honoring the team.

SEPT. 9, 2008

The Blackhawks and Chicago White Sox team up for Blackhawks Night at U.S. Cellular Field, featuring special promotions before, during and after the game. More than 1,000 Blackhawks season ticketholders attend the game, which features a first-pitch "shot" by Patrick Sharp.

SEPT. 20, 2008

The Blackhawks host their first-ever Training Camp Festival at the United Center. Events include a 5K run/walk/skate, 3-on-3 street hockey tournament, live music, interactive games and a public Blackhawks practice.

SEPT. 23, 2008

The Blackhawks announce that for the 2008-09 season the organization has surpassed its previous franchise record of 13,425 season ticketholders, established in 1994-95 during the inaugural campaign at the United Center.

OCT. 16, 2008

The Blackhawks name Joel Quenneville the 37th head coach in franchise history; at the time of his appointment to the position, Quenneville ranked fifth among active coaches and 18th in NHL history with 438 wins (438-283-118). Quenneville had also guided nine of his 10 teams to the postseason, including the St. Louis Blues and the Colorado Avalanche, where he won a Stanley Cup as an assistant coach in 1996.

NOV. 12, 2008

The Blackhawks retire jersey No. 3 in honor of Pierre Pilote and the late Keith Magnuson in a pregame ceremony at the United Center. Pilote and Magnuson join Glenn Hall, Bobby Hull, Denis Savard, Stan Mikita and Tony Esposito as the only Blackhawks players to have their jersey numbers retired.

DEC. 26, 2008

The Blackhawks set a regular-season franchise record at the United Center by entertaining 22,712 fans in a 5-1 win over the Philadelphia Flyers; the victory is Chicago's eighth straight, matching a franchise record.

DEC. 28, 2008

The Blackhawks establish a franchise record with their ninth straight win, a 4-1 victory over the Minnesota Wild at Xcel Energy Center.

JAN. 1, 2009

The Blackhawks and Red Wings take the ice at Wrigley Field in the 2009 NHL Winter Classic, the first outdoor professional hockey game held in Chicago and second overall in the United States. Chicago is defeated by Detroit 6-4 in front of 40,818 fans. The game draws an 11.8 overnight rating and a 21 share (12:00-3:15 CST) on NBC in Chicago and over 4.4 million U.S. viewers overall.

2015 CUP	LEADERSHIP	PLAYERS	2014-15	OPPONENTS	TRADITION	RECORDS	PLAYOFFS	HISTORY	MINORS	NHL	MEDIA
----------	------------	---------	---------	-----------	-----------	---------	----------	---------	--------	-----	-------

DATES TO REMEMBER

2015 CUP

LEADERSHIP

PLAYERS

2014-15

OPPONENTS

TRADITION

RECORDS

PLAYOFFS

HISTORY

MINORS

NHL

MEDIA



JAN. 3, 2009

The Blackhawks shatter an all-time single-season attendance record when Laura Fontana-Vena of Elmhurst, Ill., becomes the 835,972nd fan to pass through the United Center turnstile before the team's 39th home game of 2008-09, surpassing the previous mark set in 1995-96.

FEB. 19, 2009

The Blackhawks are selected as one of four teams that will open the 2009-10 NHL regular season in Europe as part of NHL Premiere 2009. Chicago is scheduled to face off twice against the Florida Panthers in Helsinki, Finland.

APRIL 3, 2009

The Blackhawks defeat the Nashville Predators 3-1 at the United Center, clinching a spot in the 2009 Stanley Cup Playoffs, marking the franchise's first postseason berth since 2002. As the fourth seed in the Western Conference, the franchise clinches home-ice advantage in the first round of the postseason for the first time since 1996.

APRIL 8, 2009

The Blackhawks close out their regular-season slate with a 3-0 win over the Detroit Red Wings in front of 22,376 fans at the United Center. The Blackhawks establish an NHL club record by attracting an average of 21,783 to their 40 home dates at the United Center.

APRIL 12, 2009

The Blackhawks eliminate the Vancouver Canucks in Game 6 of the Western Conference Semifinals with a 7-5 victory at the United Center, lifting the franchise to its first berth in the conference finals in 14 years; the 1 millionth fan to attend a Blackhawks home game in 2008-09 passes through the United Center turnstiles. The 46th capacity crowd in 46 home dates of the campaign witnesses Patrick Kane's first professional hat trick and a four-goal third period in the victory.

MAY 11, 2009

The Blackhawks sign right wing Marian Hossa, a four-time All-Star, to a 12-year contract worth \$63.3 million.

MAY 18, 2009

Forbes.com posts an article by Nathan Vardi proclaiming the Blackhawks as "The Greatest Sports-Business Turnaround Ever."

MAY 28, 2009

Five years removed from being named the worst professional franchise by ESPN, the Blackhawks organization (Professional Sports Team of the Year) and Chairman Rocky Wirtz (Sports Executive of the Year) finish as finalists at the 2009 Sports Business Awards Gala, presented by Street & Smith's SportsBusiness Journal and SportsBusiness Daily. The Blackhawks organization finishes in the top four of all professional sports teams in the North American major and minor leagues. Wirtz finishes fourth among all American executives who have a primary involvement in sports business.

JULY 1, 2009

The Blackhawks sign right wing Marian Hossa, a four-time All-Star, to a 12-year contract worth \$63.3 million.

JULY 2, 2009

The Blackhawks finish first among Chicago professional sports organizations and 21st overall in ESPN Magazine's 2009 Ultimate Standings. The seventh annual list measures how much MLB, NBA, NFL and NHL franchises give back to the fans in exchange for all the time, money and emotion the fans invest in them. The Blackhawks made the largest jump of any team from 2008 to 2009, rising from No. 88 in 2008 after placing 118th in 2007.

JULY 14, 2009

The Blackhawks promote Stan Bowman to the position of general manager, becoming the youngest general manager in the NHL and the ninth person in franchise history to hold the title. He and his father, Scotty, currently the Blackhawks senior advisor of hockey operations, become the seventh father-son general manager tandem in league history.

SEPT. 28-29, 2009

The Blackhawks participate in the 2009 Victoria Cup in Zurich, Switzerland, to close out their 2009 preseason schedule. Chicago plays against HC Davos and ZSC Zurich Lions at Hallenstadion, marking the franchise's first contests in Europe since playing a pair of exhibition games against the Montreal Canadiens in London, England, in September 1992.

OCT. 2-3, 2009

The Blackhawks play their first ever regular-season games in Europe, going 1-0-1 against the Florida Panthers in a pair of games at Hartwall Arena in Helsinki, Finland, as part of NHL Premiere 2009. Chicago and Florida make NHL history in the process, becoming the first teams to play a regular-season game in Finland.

OCT. 10, 2009

For the first time in the 83-year history of the franchise, Hall of Famers and Blackhawks Ambassadors Bobby Hull, Stan Mikita, Tony Esposito and Denis Savard skate together on the same ice surface, a feat they accomplish in front of a capacity crowd of 20,655 before the 2009-10 regular-season home opener.

OCT. 12, 2009

The Blackhawks set a franchise record for their largest comeback win, overcoming a 5-0 first-period deficit to defeat the Calgary Flames 6-5 in overtime. Defenseman Brent Seabrook ends the historic night 26 seconds into the extra frame, helping the club match the NHL record for the largest comeback win.

DEC. 1, 2009

Blackhawks Head Coach Joel Quenneville earns his 500th career regular-season victory when the team defeats Columbus 4-3 in a franchise-record 11-round shootout.

DEC. 3, 2009

The Blackhawks announce the contract extensions of captain Jonathan Toews, alternate captain Duncan Keith and right winger Patrick Kane, locking up all three players to multi-year deals on the same day.

DEC. 25, 2009

The premiere of "Blackhawks TV" runs on Comcast SportsNet. The show is an all-access, 30-minute program that includes a variety of segments highlighting player personalities off the ice.

JAN. 11, 2010

Blackhawks Chairman Rocky Wirtz announces a long-term contract extension for Team President John McDonough. In a memo, Wirtz states: "Under John's leadership the Chicago Blackhawks have become a franchise leader in the National Hockey League. His commitment, insight and guidance have led the organization to record attendance, unprecedented season ticket sales, new sponsorships and partnerships with WGN Radio and WGN-TV. John has played an instrumental role in building the organization at every level from front office to coaching, recruiting and player development."

JAN. 14, 2010

Blackhawks Team President John McDonough announces the contract extension of Senior Vice President of Business Operations Jay Blunk. In a release, McDonough says, "Jay deserves a tremendous amount of credit for what has gone on with the Blackhawks business operations over the past two years. He has brought that area to a higher level and will continue to use his innovative and aggressive style to make us better and stronger."

FEB. 16, 2010

The 2010 Winter Olympic Games in Vancouver begin, featuring six members of the Blackhawks, second-most among NHL teams. Patrick Kane (USA); Jonathan Toews, Duncan Keith and Brent Seabrook (Canada); and Marian Hossa and Tomas Kopecky (Slovakia) represent their countries in the tournament.

FEB. 28, 2010

The 2010 Winter Olympic Games men's hockey gold medal game between Team USA and Team Canada becomes the most-watched hockey game in 30 years and features four members of the Blackhawks. Jonathan Toews, Duncan Keith and Brent Seabrook receive gold medals after Canada wins 3-2 in overtime, while Patrick Kane earns a silver medal. Toews nets a goal in the game and is named the tournament's top forward, while Keith (1A) and Kane (2A) also collect points.

MARCH 25, 2010

The Blackhawks clinch a berth in the 2010 Stanley Cup Playoffs, marking the first time in 13 years the team has made consecutive postseason appearances.

APRIL 4, 2010

The Blackhawks clinch the Central Division title, the franchise's first in 17 years, by virtue of the Detroit Red Wings losing 4-3 to the Philadelphia Flyers. Later in the day, Chicago matches a franchise record with its 49th victory of the season, a 4-1 win over the Calgary Flames at the United Center.

APRIL 6, 2010

The Blackhawks earn a 5-2 victory over the Dallas Stars at American Airlines Arena, establishing a franchise record with their 50th win of the regular season. Chicago also ties the club record for road victories (22).

APRIL 7, 2010

Chicago establishes a franchise record in reaching the 109-point mark (51-22-7) with a 6-5 win over St. Louis at the United Center. The 2009-10 club eclipses the previous mark of 107, set by both the 1970-71 and 1971-72 squads.

APRIL 13, 2010

The Blackhawks and WGN Radio AM-720 announce a three-year broadcast rightsholder extension that will keep Blackhawks hockey on the 50,000-watt radio powerhouse through the conclusion of the 2013-14 NHL season.

MAY 5, 2010

Dustin Byfuglien's hat trick paces a 5-2 win by the Blackhawks over the Vancouver Canucks in Game 3 of the Western Conference Semifinals. The game registers a 10.14 household rating on Comcast SportsNet, setting an all-time record for the Blackhawks on the station for the seventh time in 2009-10.

2015 CUP	LEADERSHIP	PLAYERS	2014-15	OPPONENTS	TRADITION	RECORDS	PLAYOFFS	HISTORY	MINORS	NHL	MEDIA
----------	------------	---------	---------	-----------	-----------	---------	----------	---------	--------	-----	-------



MAY 21, 2010

Jonathan Toews tallies a point in his 12th consecutive game to establish a franchise playoff record in Chicago's 3-2 overtime victory over San Jose in Game 3 of the Western Conference Final, surpassing Stan Mikita's 11-game single-season mark set during the 1962 Stanley Cup Playoffs.

MAY 23, 2010

The Blackhawks earn a berth in the Stanley Cup Final after sweeping the San Jose Sharks in four games with a 4-2 victory at the United Center. It marks Chicago's 11th Final appearance and first since 1992, just four years removed from finishing with the NHL's fourth-worst record.

MAY 29, 2010

A crowd of 22,312 fills the United Center for Game 1 of the Stanley Cup Final between the Blackhawks and the Philadelphia Flyers. The game marks Chicago's 100th consecutive capacity crowd (regular and postseason) in the United Center, dating back to the 2007-08 campaign.

JUNE 9, 2010

The Chicago Blackhawks clinch their fourth Stanley Cup and first in 49 years with a 4-3 overtime win over the Philadelphia Flyers in Game 6. Patrick Kane's goal 4:06 into the extra frame ends the then-longest Stanley Cup drought in the NHL. Captain Jonathan Toews ties a franchise record with 29 (7G, 22A) points during the postseason and is awarded the Conn Smythe Trophy, given annually to the playoffs MVP.

JUNE 11, 2010

Less than 48 hours after winning the Stanley Cup, an estimated 2 million people line the streets of Chicago to honor the Blackhawks. The City of Chicago and Office of the Mayor throws a ticker-tape parade and rally to celebrate the championship. The parade route takes the organization from the United Center down Washington Street and Michigan Avenue, and ends in a rally on Wacker Drive.

JUNE 13, 2010

The Blackhawks organization is honored at Wrigley Field before the Chicago Cubs host the Chicago White Sox. Members of the team and front office parade on the field with the Stanley Cup, greeting both baseball clubs before Team President John McDonough throws out the ceremonial first pitch. The Blackhawks, Cubs and White Sox then pose for a one-of-a-kind group photo on the pitcher's mound with the Stanley Cup as the centerpiece.

JUNE 23, 2010

Duncan Keith wins the Norris Trophy at the NHL Awards, held in Las Vegas. Keith becomes the fourth Chicago defenseman to win the award, given annually to the NHL's top blueliner, and the first since Chris Chelios in 1996, capping a season that also sees him win the Stanley Cup and a gold medal with Team Canada at the 2010 Winter Olympic Games in Vancouver, a feat never accomplished before in the history of hockey.

JULY 30-AUG. 1, 2010

For the third consecutive year, over 10,000 Blackhawks fans pack the Hilton Chicago to attend the Blackhawks Convention. With the Stanley Cup in tow, fans celebrate their championship franchise by attending panels, autograph sessions and photo opportunities with current players, the coaching and management staff and alumni. The weekend also includes live broadcasts from WGN Radio AM-720 and Comcast SportsNet and other exclusive events.

SEPT. 16, 2010

The Blackhawks hold a press conference at the United Center to announce a three-year contract extension for Head Coach Joel Quenneville through the conclusion of the 2013-14 NHL season.

SEPT. 18, 2010

A sold-out third annual Blackhawks Training Camp Festival at the United Center launches the 2010-11 season, with a packed house watching the first practice and scrimmage of the year.

OCT. 9, 2010

Prior to the 2010-11 regular-season home opener, the Blackhawks raise the 2010 Stanley Cup championship banner, the franchise's first in 49 years. The banner is unfurled by Bobby Hull, Stan Mikita, Pierre Pilote, Eric Nesterenko and Ab McDonald from the 1961 Stanley Cup championship team, skated across the ice by members of the 2010 club and raised to the rafters to signify the franchise' fourth league title.

NOV. 7, 2010

The Chicago Blackhawks are honored with Emmy Awards from the Chicago/Midwest Chapter of the National Academy of Television Arts & Sciences for their "One Goal" advertisements featuring Head Coach Joel Quenneville and defenseman Niklas Hjalmarsson, and for the "Blackhawks TV" television program.

NOV. 29, 2010

SportsBusiness Journal runs a reader poll that has the Blackhawks tallying the most votes in the category of "Most Innovative Business Practices in the NHL." Chairman Rocky Wirtz finishes second in the "Most Effective Team Owner" category.

JAN. 9, 2011

The Blackhawks organization announces plans to unveil statues for Hall of Famers and Blackhawks Ambassadors Bobby Hull and Stan Mikita. Hull, Mikita and six other members of the 1961 Stanley Cup championship team are honored before the Blackhawks blank the New York Islanders 5-0.

JAN. 30, 2011

An NHL-high six Blackhawks take part in the NHL All-Star Game festivities in Raleigh, N.C., including Patrick Kane, Duncan Keith, Patrick Sharp, Jonathan Toews, Joel Quenneville and Mike Haviland. All four players collect at least one point in the game, and Sharp (1G, 2A) is voted MVP of the game, joining former Blackhawks Eric Daze and Bobby Hull in earning that distinction.

FEB. 15, 2011

The Blackhawks and Chicago's WGN-TV Channel 9 ink a five-year broadcast rightsholder extension that will keep Blackhawks hockey on "Chicago's Very Own" through the conclusion of the 2015-16 NHL season. Team President John McDonough and Blackhawks Ambassador Denis Savard make the special announcement on "WGN Morning News."

FEB. 27, 2011

The Blackhawks agree to a five-year contract extension with defenseman Brent Seabrook, a member of the organization since he was drafted at the age of 18 in 2003.

MARCH 10, 2011

Chicago Blackhawks players, coaches and front office executives visit soldiers at Walter Reed Army Medical Center in Washington, D.C., spending several hours with wounded soldiers and their families. Two days later, several servicemen join Head Coach Joel Quenneville and the players at practice in Washington, D.C., for a series of drills and a friendly scrimmage.

MARCH 11, 2011

President Barack Obama hosts the Chicago Blackhawks at the White House in honor of the team's 2010 Stanley Cup championship. Obama has a meet-and-greet with members of the Stanley Cup-winning team before being presented with his own Blackhawks jersey and a replica Stanley Cup. After the ceremony, the Blackhawks join First Lady Michelle Obama for a special hockey clinic on the South Lawn celebrating her Let's Move! initiative.

APRIL 10, 2011

The Blackhawks clinch the eighth seed in the Western Conference for the 2011 Stanley Cup Playoffs, marking the first time in 14 years that the organization has qualified for the postseason three consecutive years. Chicago wraps up the regular season with 97 points, the 10th highest in franchise history.

OCT. 22, 2011

The organization unveils statues for Hall of Fame legends and Ambassadors Bobby Hull and Stan Mikita outside of the United Center prior to that night's game against the Colorado Avalanche. The bronze life-sized statues, created by the Studio of Rotblatt-Amrany and cast by Alchemist Foundry, are located on the northeast plaza outside of the United Center near Madison Street.

DEC. 16, 2011

Head Coach Joel Quenneville logs his 600th NHL win as the Blackhawks defeat Calgary 4-1 at the United Center. Quenneville, the 10th bench boss to reach that milestone, is the second-quickest to the mark after current Senior Advisor to Hockey Operations Scotty Bowman. Quenneville also becomes just the second man in the history of the NHL to have played in 800 or more games and coached 1,000 or more contests (J. Lemaire).

JAN. 29, 2012

Patrick Kane (1G) and Marian Hossa (1G, 2A) participate in the 2012 All-Star Game in Ottawa. Jonathan Toews is selected to the midwinter classic, but is unable to skate due to injury. During the Skills Competition the evening prior to the All-Star contest, Kane wins the Breakaway Challenge for most creative shootout move.

MARCH 7, 2012

The Blackhawks premiere an original film, "Bobby Hull and Stan Mikita - Monuments to Excellence," at the IMAX Navy Pier. Produced by the Emmy Award-winning Blackhawks TV, the movie details the lives and careers of the Blackhawks Ambassadors and Hall of Famers and includes never-before-seen footage of the duo, as well as interviews with Blackhawks executives.

MARCH 9, 2012

The Blackhawks set a franchise record (ongoing) with their 180th consecutive sellout crowd at the United Center. At the start of the 2015-16 season, the organization has enjoyed 329 consecutive sellout crowds at the UC.

MARCH 25, 2012

The Blackhawks host Ed Belfour Heritage Night, and the Hall of Fame goaltender drops the ceremonial first puck prior to the game against the Nashville Predators. Belfour was elected to the Hall of Fame in November 2011.

APRIL 7, 2012

The Blackhawks clinch the sixth seed in the Western Conference for the 2012 Stanley Cup Playoffs, marking the fourth consecutive year that the organization has qualified for the postseason. Chicago wraps up the regular season with 101 points, tied for ninth highest in franchise history, and reaches at least 40 wins (45) for the fifth straight campaign.

JAN. 27, 2013

The Blackhawks defeat the Detroit Red Wings 2-1 in overtime, with Nick Leddy scoring the game-winner, to log their sixth consecutive victory to open the 2012-13 campaign. The win sets a franchise record for best start to a season.

FEB. 22, 2013

The Blackhawks honor TV analyst Eddie Olczyk for his 2012 induction into the U.S. Hockey Hall of Fame prior to the game against the San Jose Sharks. Rookie Brandon Saad scores his first career shorthanded goal and game-winner in the 2-1 victory, which improves Chicago's record to 14-0-3 to begin the season and bests the existing NHL record, set by the Anaheim Ducks in 2006-07.

MARCH 5, 2013

Marian Hossa is given a rousing pregame tribute by teammates, who don his No. 81 jersey during warmups, and the organization, in honor of his 1,000th NHL game, which he played on March 3 in Detroit. Hossa goes on to score the game-winner in a 5-3 win over the Minnesota Wild.

MARCH 6, 2013

The Blackhawks defeat the Colorado Avalanche 3-2 after Daniel Carillo scores the game-winner with just 50 seconds left in regulation. The win is Chicago's 11th in a row dating back to Feb. 15, setting a franchise record for longest win streak. Additionally, the victory marked the 24th consecutive game from the start of the season gaining at least a point in the standings (21-0-3), setting a league record.

2015 CUP	LEADERSHIP	PLAYERS	2014-15	OPPONENTS	TRADITION	RECORDS	PLAYOFFS	HISTORY	MINORS	NHL	MEDIA
----------	------------	---------	---------	-----------	-----------	---------	----------	---------	--------	-----	-------



APRIL 19, 2013

TV announcer Pat Foley is recognized for his 30th season as the voice of the Blackhawks prior to the game against the Nashville Predators. The Blackhawks win 5-4, sweeping the season series with Nashville for the first time in team history.

APRIL 24, 2013

The Blackhawks earn the Presidents' Trophy for the first time since 1991 and the second time overall after defeating the Oilers 4-1 in Edmonton. Chicago had previously secured a playoff spot on April 7 and clinched the Central Division title on April 12, and are guaranteed home ice advantage throughout the 2013 Stanley Cup Playoffs as the NHL's top seed.

APRIL 28, 2013

Goaltenders Corey Crawford and Ray Emery are named the 2013 Jennings Trophy winners after allowing a combined 93 goals during the 2012-13 regular season. Chicago's netminders earn the honor for the first time since 1994-95 (E. Belfour).

MAY 1, 2013

The NHL announces that the Blackhawks will host the Pittsburgh Penguins in an outdoor game at Soldier Field on March 1, 2014, as part of the NHL Stadium Series. The Soldier Field game will mark the second time the Blackhawks will host an outdoor regular-season game.

MAY 6, 2013

Brandon Saad is named a finalist for the 2013 Calder Trophy for most outstanding rookie. The 20-year-old, who was drafted by Chicago in 2011, becomes the club's fourth Calder Trophy finalist in the last five years.

MAY 15, 2013

Jonathan Toews is named a 2013 Selke Trophy finalist, his second career nomination. Toews finished the regular season tied with a team-high 23 goals and a 59.9 faceoff win percentage, second-highest in the league. Five days later, he is picked by Hall of Famer Mark Messier as a finalist for the Mark Messier Leadership Award.

MAY 16, 2013

Patrick Kane is named one of three finalists for the 2013 Lady Byng Trophy as the league's most gentlemanly player after recording just eight penalty minutes in 47 regular-season games.

MAY 17, 2013

Head Coach Joel Quenneville is named one of three finalists for the 2013 Jack Adams Award for most outstanding coach. Quenneville led the Blackhawks to a league-best 77 points (36-7-5).

MAY 29, 2013

The Blackhawks defeat the Red Wings 2-1 in Game 7 of the Western Conference Semifinals after Brent Seabrook tallies at 3:35 of overtime. The series win marks the first time the team has recovered from a 3-1 series deficit to advance to the next round of the playoffs.

JUNE 8, 2013

The Blackhawks are presented with the Clarence Campbell Bowl as Western Conference champions after defeating the Los Angeles Kings 4-3 in Game 5. Patrick Kane records his second career playoff hat trick in the victory, including the game-winner at 11:40 of the second overtime period.

JUNE 12, 2013

The Blackhawks and Boston begin the Stanley Cup Final with an epic triple-overtime Game 1 at the United Center. Andrew Shaw scores the game-winner after 52:08 of extra hockey, ending the third-longest playoff game in franchise history and the fifth-longest game ever played in the Stanley Cup Final.

JUNE 14, 2013

Jonathan Toews wins his first career Selke Trophy as the league's best two-way forward, becoming the third Blackhawk to claim the honor and the first since Dirk Graham in 1991.

JUNE 24, 2013

The Blackhawks score two goals late in regulation to turn a 2-1 deficit into a 3-2 victory in Game 6 of the Stanley Cup Final and claim the franchise's fifth title. Bryan Bickell ties the game at 18:44 of the third period, and Dave Bolland scores the game-winner 17 seconds later, marking the latest Cup-clinching goal ever scored in regulation. Patrick Kane is awarded the 2013 Conn Smythe Trophy as playoff MVP.

JUNE 28, 2013

An estimated 2 million fans gather downtown and in Grant Park to celebrate the Blackhawks' 2013 Stanley Cup victory. The parade route takes the organization from the United Center down Washington Street and Columbus Drive, and the festivities continue in a rally in Grant Park.

JULY 26, 2013

Blackhawks Vice President/General Manager Stan Bowman announces a three-year contract extension for Head Coach Joel Quenneville prior to the opening ceremonies at the Sixth Annual Blackhawks Convention at the Hilton Chicago.

SEPT. 11, 2013

President & CEO John McDonough announces a two-year contract extension for Vice President/General Manager Stan Bowman during Training Camp at the University of Notre Dame.

OCT. 1, 2013

The Blackhawks hoist their fifth championship banner to the United Center rafters in a ceremony before the season opener against the Washington Capitals. Chicago records a 6-4 victory over the Capitals to become the first team to win on the night of their banner-raising ceremony since the Pittsburgh Penguins in 2009.

NOV. 4, 2013

Chicago Blackhawks players, coaches and executives bring the Stanley Cup to visit wounded soldiers at Walter Reed National Military Medical Center. After the visit, President Barack Obama hosts the team at the White House in honor of their 2013 Stanley Cup championship.

FEB. 12-24, 2014

Chicago shares the NHL lead with 10 players participating in the 2014 Winter Olympics in Sochi: Jonathan Toews, Duncan Keith and Patrick Sharp (CAN); Patrick Kane (USA); Marian Hossa and Michal Handzus (SVK); Michal Rozsival (CZE); and Niklas Hjalmarsson, Johnny Oduya and Marcus Kruger (SWE). Team Canada wins their second consecutive gold medal, while Team Sweden wins silver. The Blackhawks also tie the NHL lead with six medal-winners.

FEB. 28, 2014

Blackhawks players and staff hold a special presentation with the USA Warriors hockey team at Soldier Field to announce that the Warriors will be outfitted with new equipment. Each Blackhawks player and hockey staff member donate an unspecified amount, which is then matched by CCM/Reebok, to help provide the Warriors team with all new equipment. Each member of the Warriors receives a team jersey and socks, along with new helmets and gloves.

MARCH 1, 2014

The Blackhawks host the Pittsburgh Penguins at Soldier Field in the final game of the NHL's Coors Light Stadium Series, recording a 5-1 victory in front of 62,921 fans. Jonathan Toews leads the way offensively with three points (2G, 1A). Kris Versteeg nets his 100th career goal to become the only NHL player to score at Soldier Field, Wrigley Field and the United Center. Patrick Sharp and Bryan Bickell also tally for the Blackhawks, who outshoot the visitors 40-32 in the wintry elements.

MARCH 14, 2014

The Blackhawks announce plans to more than double the team's retail space, the Blackhawks Store, transforming it into a two-floor flagship store at one of the most highly-trafficked locations in the city: the intersection of Wacker Drive and Michigan Avenue. The project, conceived by Chipman Design Architecture, will be officially unveiled in fall 2014.

MARCH 17, 2014

The Blackhawks are selected as a finalist for the 2014 Street & Smith's SportsBusiness Journal and SportsBusiness Daily Professional Sports Team of the Year award.

MARCH 19, 2014

The Blackhawks post a 4-0 victory over the St. Louis Blues, marking Head Coach Joel Quenneville's 700th career win. Quenneville becomes the third coach in NHL history to reach the 700-win mark and the second fastest behind Scotty Bowman. Prior to the game, the Blackhawks honor Michal Handzus for appearing in his 1,000th career NHL contest.

MARCH 25, 2012

The Blackhawks clinch a spot in the 2014 Stanley Cup Playoffs, marking the franchise's sixth consecutive postseason berth.

APRIL 24, 2014

The Blackhawks are named No. 1 on the Bloomberg Businessweek 2014 Smartest Spenders in Sports ranking, which ranks all 122 franchises in the NFL, NBA, NHL and MLB, based on how much each organization spent in player payroll for every win during the last five seasons. Additionally, Jonathan Toews is named a finalist for the 2014 Frank J. Selke Trophy, given annually to the forward who best excels in the defensive aspects of the game, marking his second consecutive nomination and third career nod.

APRIL 28, 2014

Duncan Keith is named a 2014 James Norris Trophy finalist, given annually to the defenseman who demonstrates the greatest all-around ability at the position, his second career nomination.

APRIL 29, 2014

Jonathan Toews is named a finalist for the 2014 Mark Messier NHL Leadership Award, presented by Bridgestone, given annually to the player who exemplifies great leadership qualities on and off the ice during the regular season.

MAY 15, 2014

The Blackhawks and Chicago's WGN-TV announce a three-year extension of the station's television rights, keeping Blackhawks hockey on "Chicago's Very Own" through the conclusion of the 2018-19 NHL season.

JUNE 5, 2014

Television play-by-play announcer Pat Foley is selected as the Foster Hewitt Memorial Award winner for outstanding contributions as a hockey broadcaster. He is inducted into the Hockey Hall of Fame in a ceremony on Nov. 17 in Toronto.

JUNE 18, 2014

Radio play-by-play broadcaster John Wiedeman and color analyst Troy Murray receive top honors in the Chicago Market "Best Radio Play-By-Play" category at the 2014 Illinois Broadcasters Association Silver Dome Awards.

JUNE 22, 2014

The NHL announces that the Blackhawks will face off against the Washington Capitals in the 2015 NHL Bridgestone Winter Classic on Jan. 1, 2015, at 12 p.m. CT in Washington, D.C. This marks the organization's second Winter Classic appearance and third outdoor game.

JUNE 24, 2014

Duncan Keith wins his second Norris Trophy at the NHL Awards, held in Las Vegas.

JULY 9, 2014

The Blackhawks announce that the organization has agreed to terms with Jonathan Toews and Patrick Kane on eight-year contract extensions, which run through the 2022-23 National Hockey League season. A formal press conference is held at the United Center the following week on July 16.

OCT. 10, 2014

The Blackhawks open their flagship retail store, the Blackhawks Store, at 333 North Michigan Avenue. The project, developed by Wirtz Realty, transformed the landmark building into a 5,000 square-foot, two-story retail location at one of the most highly-trafficked areas in Chicago at the intersection of Wacker Drive and Michigan Avenue.

OCT. 26, 2014

Patrick Kane reaches the 500-point milestone with an assist in a 2-1 win over Ottawa.

2015 CUP	LEADERSHIP	PLAYERS	2014-15	OPPONENTS	TRADITION	RECORDS	PLAYOFFS	HISTORY	MINORS	NHL	MEDIA
----------	------------	---------	---------	-----------	-----------	---------	----------	---------	--------	-----	-------

DATES TO REMEMBER

2015 CUP	LEADERSHIP	PLAYERS	2014-15	OPPONENTS	TRADITION	RECORDS	PLAYOFFS	HISTORY	MINORS	NHL	MEDIA
----------	------------	---------	---------	-----------	-----------	---------	----------	---------	--------	-----	-------

OCT. 30, 2014

Marian Hossa tallies his 1,000th career point with a goal in a 5-4 overtime win at Ottawa, marking his 1,100th NHL appearance.

JAN. 1, 2015

The Blackhawks fall 3-2 to the Washington Capitals in the 2015 Bridgestone NHL Winter Classic on New Year's Day at Nationals Park in Washington, D.C., marking their third-ever outdoor game, which equals the NHL record for the most appearances. With an assist in the contest, Jonathan Toews sets a league record for outdoor points (2G, 3A).

JAN. 23-25, 2015

The Blackhawks send a league-high five players to the 2015 Honda NHL All-Star Weekend at Nationwide Arena. On Jan. 24, the league announces that the Blackhawks will participate in their record fourth outdoor game, taking on the Minnesota Wild at TCF Bank Stadium in Minneapolis on Feb. 26, 2016. On Jan. 25, Team Toews, which features Jonathan Toews, Corey Crawford and Brent Seabrook, posts a 17-12 victory over Team Foligno, which includes assistant captain Patrick Kane and Duncan Keith.

FEB. 6, 2015

Joel Quenneville earns his 300th win as Blackhawks bench boss with a 2-1 overtime victory at Winnipeg, 17 days after he coaches his 500th game with the club in a 6-1 win over Arizona.

MARCH 23, 2015

Jonathan Toews registers his 500th career point with an assist in a 3-1 win at Carolina.

APRIL 2, 2015

The Blackhawks clinch a spot in the 2015 Stanley Cup Playoffs, marking the franchise's seventh consecutive postseason berth, their first such streak since 1997.

APRIL 11, 2015

Corey Crawford is named the 2015 Jennings Trophy winner (in conjunction with Montreal's Carey Price) after the Blackhawks allow a league-low 189 goals during the 2014-15 regular season.

APRIL 22, 2015

Jonathan Toews is named a finalist for the 2015 Selke Trophy, his third career nomination after finishing the regular season with a team-high 66 points and 28 goals; he ranked fifth in the NHL with a career-best +30 plus/minus rating and sixth with a 56.5 faceoff win percentage.

MAY 4, 2015

Jonathan Toews is selected by Hall of Famer Mark Messier as one of the three finalists for the 2015 Mark Messier Leadership Award, his second career nomination.

MAY 19, 2015

The Blackhawks notch a 3-2 triple-overtime victory over Anaheim in Game 2 of the Western Conference Final after Marcus Kruger nets the game-winner at 16:12 of the third overtime period, ending the longest game in franchise history.

MAY 30, 2015

The Blackhawks are presented with the Clarence Campbell Bowl as Western Conference champions after defeating the Anaheim Ducks 5-3 in Game 7 of the conference final.

JUNE 15, 2015

The Blackhawks shut out Tampa Bay in Game 6 of the Stanley Cup Final to earn a 2-0 victory at the United Center to claim the franchise's sixth title and first on home ice since 1938. Duncan Keith is unanimously awarded the 2015 Conn Smythe Trophy as playoff MVP after tying a franchise record for points by a defenseman (21) and becoming one of four players to reach the 700-minute mark in a single playoff year since the TOI statistic was introduced in 1998.

JUNE 18, 2015

An estimated 2 million fans gather downtown, including over 60,000 at Soldier Field, to celebrate the Blackhawks' 2015 Stanley Cup victory. The parade route takes the organization from the United Center to the rally at Soldier Field.

JUNE 24, 2015

Jonathan Toews wins the Mark Messier Leadership Award, becoming the first player in franchise history to do so.

JULY 15, 2015

The Blackhawks' #WhatsYourGoal campaign is honored with the Golden Matrix Award for Best Promotional Video at the 2015 Information Display Entertainment Association (IDEA) Conference. Additionally, the Blackhawks Game Operations Department and United Center Scoreboard Operations Department are named the National Hockey League's Best Overall Video Display and are finalists for the Best Special Occasion Video. The Blackhawks Game Operations Department and United Center Scoreboard Operations Department previously received a Golden Matrix Award for Best Overall Video Display in the NHL at the 2008 and 2009 IDEA Conferences.

JULY 22-23, 2015

The Blackhawks are named the 2014-15 NHL Club Retailer of the Year at the 2015 NHL Exchange, the league's consumer products and retail trade show held at Xcel Energy Center in St. Paul.

JULY 30, 2015

The Blackhawks announce that the organization will build a 125,000 square-foot community training center for youth hockey development programs, recreational leagues and other events, which will also serve as the practice facility for the Blackhawks and visiting NHL teams. The state-of-the-art facility will be located two blocks south of the United Center on a 4-acre site previously housing Malcolm X College. Approximately 94 percent of the proposed facility's utilization will serve the surrounding community, including young adult, youth and community programs.

1926-27 CHICAGO BLACKHAWKS

19-22-3, 41 POINTS, 3RD AMERICAN DIVISION

GM	DATE	OPPONENT	RESULT	SCORE	RECORD	GM	DATE	OPPONENT	RESULT	SCORE	RECORD
1	11/07	TORONTO	W	4-1	1-0-0	40	03/05	BOSTON	L	1-2 OT	18-20-2
2	11/20	BOSTON	W	5-1	2-0-0	41	03/07	@ PIT Pirates	L	2-6	18-21-2
3	11/24	DETROIT	L	0-1	2-1-0	42	03/09	PIT PIRATES	W	3-2 OT	19-21-2
4	11/27	PIT PIRATES	L	3-5	2-2-0	43	03/22	DETROIT	T	3-3 OT	19-21-3
5	11/30	@ NY Rangers	L	3-4 OT	2-3-0	44	03/25	@ NY Rangers	L	0-4	19-22-3
6	12/01	@ NY Americans	T	2-2 OT	2-3-1						
7	12/04	@ Mtl Maroons	W	5-3	3-3-1						
8	12/07	OTTAWA	L	2-3	3-4-1						
9	12/09	@ Toronto	L	2-5	3-5-1						
10	12/11	@ Montreal	W	3-0	4-5-1						
11	12/15	NY RANGERS	W	6-2	5-5-1						
12	12/18	NY AMERICANS	W	4-2	6-5-1						
13	12/22	MONTREAL	L	1-3	6-6-1						
14	12/25	DETROIT	W	2-0	7-6-1						
15	12/29	MTL MAROONS	W	5-4 OT	8-6-1						
16	01/01	NY RANGERS	L	0-4	8-7-1						
17	01/04	PIT PIRATES	L	1-2	8-8-1						
18	01/08	@ Pit Pirates	W	4-0	9-8-1						
19	01/11	@ Boston	L	3-6	9-9-1						
20	01/16	@ NY Rangers	L	4-5	9-10-1						
21	01/19	TORONTO	W	4-3 OT	10-10-1						
22	01/22	BOSTON	T	2-2 OT	10-10-2						
23	01/27	@ Pit Pirates	L	2-4	10-11-2						
24	01/29	@ Toronto	L	1-6	10-12-2						
25	02/01	@ Detroit	L	3-4 OT	10-13-2						
26	02/03	@ Mtl Maroons	L	0-3	10-14-2						
27	02/05	@ Ottawa	L	1-2	10-15-2						
28	02/09	OTTAWA	W	5-3	11-15-2						
29	02/11	MONTREAL	W	6-1	12-15-2						
30	02/13	@ NY Americans	L	1-2 OT	12-16-2						
31	02/15	@ Boston	L	0-3	12-17-2						
32	02/19	@ Detroit	W	4-1	13-17-2						
33	02/23	NY AMERICANS	W	3-1	14-17-2						
34	02/26	MTL MAROONS	L	1-2 OT	14-18-2						
35	03/01	NY RANGERS	W	3-0	15-18-2						
36	03/03	@ Montreal	L	1-7	15-19-2						
37	03/05	@ Ottawa	W	2-1 OT	16-19-2						
38	03/08	@ Detroit	W	4-1	17-19-2						
39	03/13	@ Boston	W	4-0	18-19-2						



PLAYER	GP	G	A	PTS	PIM	PLAYER	GP	G	A	PTS	PIM
IRVIN, DICK	43	18	18	36	34	DORATY, KEN	20	0	0	0	0
DYE, CECIL	41	25	5	30	14	LEHMAN, HUGH	44	0	0	0	0
MACKAY, MICKEY	34	14	8	22	23						
HAY, GEORGE	35	14	8	22	12						
FRASER, GORDON	44	14	6	20	89						
MCVEIGH, CHARLES	43	12	4	16	23						
WILSON, CULLY	39	8	4	12	40						
TRAPP, BOB	44	4	2	6	92						
RODDEN, EDDIE	19	3	3	6	0						
DUKOWSKI, DUKE	34	3	2	5	22						
TRAUB, PERCY	37	0	2	2	93						
RILEY, JIM	15	0	2	2	14						
TOWNSEND, ART	4	0	0	0	0						
MC FARLANE, GORDON	1	0	0	0	0						

GOALIES	GP	W	L	T	MINS	GA	SO	AVG
LEHMAN, HUGH	44	19	22	3	2,797	116	5	2.49

1927-28 CHICAGO BLACKHAWKS

7-34-3, 17 POINTS, 5TH AMERICAN DIVISION

2015 CUP
LEADERSHIP
PLAYERS
2014-15
OPPONENTS
TRADITION
RECORDS
PLAYOFFS
HISTORY
MINORS
NHL
MEDIA

GM	DATE	OPPONENT	RESULT	SCORE	RECORD
1	11/15	@ Boston	T	1-1 OT	0-0-1
2	11/17	@ Mtl Maroons	W	3-2	1-0-1
3	11/19	@ Toronto	L	2-4	1-1-1
4	11/23	OTTAWA	L	0-2	1-2-1
5	11/26	DETROIT	T	0-0 OT	1-2-2
6	11/30	MONTREAL	L	2-5	1-3-2
7	12/01	@ Detroit	L	1-3	1-4-2
8	12/03	NY RANGERS	W	4-2	2-4-2
9	12/07	NY AMERICANS	L	1-2	2-5-2
10	12/10	BOSTON	L	0-2	2-6-2
11	12/14	TORONTO	L	2-4	2-7-2
12	12/17	@ Pit Pirates	W	5-2	3-7-2
13	12/18	@ NY Americans	L	0-2	3-8-2
14	12/22	@ Montreal	L	2-5	3-9-2
15	12/25	@ NY Rangers	L	0-2	3-10-2
16	12/28	MTL MAROONS	L	3-4	3-11-2
17	01/02	TORONTO	L	1-4	3-12-2
18	01/04	MONTREAL	L	1-3	3-13-2
19	01/08	@ NY Rangers	L	0-5	3-14-2
20	01/10	@ Boston	L	1-3	3-15-2
21	01/12	@ Pit Pirates	L	0-2	3-16-2
22	01/16	PIT PIRATES	L	1-2	3-17-2
23	01/18	DETROIT	W	2-0	4-17-2
24	01/21	BOSTON	T	1-1 OT	4-17-3
25	01/24	@ Montreal	L	0-10	4-18-3
26	01/26	@ Ottawa	L	6-9	4-19-3
27	01/28	@ Toronto	L	1-4	4-20-3
28	01/29	DETROIT	L	2-4	4-21-3
29	02/05	@ NY Americans	W	6-0	5-21-3
30	02/08	PIT PIRATES	L	1-2	5-22-3
31	02/10	MTL MAROONS	L	2-3	5-23-3
32	02/12	@ NY Rangers	W	3-0	6-23-3
33	02/14	@ Boston	L	0-1	6-24-3
34	02/19	@ Detroit	W	2-1	7-24-3
35	02/22	OTTAWA	L	2-3	7-25-3
36	02/25	NY RANGERS	L	0-1	7-26-3
37	02/28	NY AMERICANS	L	1-2	7-27-3

GM	DATE	OPPONENT	RESULT	SCORE	RECORD
38	03/01	@ Mtl Maroons	L	3-6	7-28-3
39	03/03	@ Ottawa	L	1-3	7-29-3
40	03/10	@ Pit Pirates	L	2-5	7-30-3
41	03/12	PIT PIRATES	L	1-2	7-31-3
42	03/15	BOSTON	L	1-3	7-32-3
43	03/17	DETROIT	L	0-7	7-33-3
44	03/21	NY RANGERS	L	1-6	7-34-3

PLAYER	GP	G	A	PTS	PIM
KEATS, DUKE	32	14	8	22	55
MACKAY, MICKEY	36	17	4	21	23
MCVEIGH, CHARLES	39	6	7	13	10
ARBOUR, TY	32	5	5	10	32
WENTWORTH, CY	43	5	5	10	31
IRVIN, DICK	12	5	4	9	14
DENNENY, CORBETT	18	5	0	5	12
BROWNIE, CECIL	12	2	0	2	4
MCCALMON, EDDIE	21	2	0	2	8
MILLER, EARL	21	1	1	2	32
TAYLOR, RALPH	22	1	1	2	39
MORAN, AMBY	21	1	1	2	14
FRASER, GORDON	11	1	1	2	10
TRAPP, BOB	34	0	2	2	37

PLAYER	GP	G	A	PTS	PIM
RODDEN, EDDIE	9	0	2	2	6
GRAHAM, TED	19	1	0	1	8
WASNIE, NICK	15	1	0	1	22
LAFRANCE, LEO	14	1	0	1	4
HOFFINGER, VAL	15	0	1	1	18
STANLEY, BARNEY	2	0	0	0	0
DYE, CECIL	10	0	0	0	0
GARDINER, CHARLES	40	0	0	0	0
LEHMAN, HUGH	4	0	0	0	0

GOALIES	GP	W	L	T	MIN	GA	SO	AVG
GARDINER, CHARLES	40	6	32	2	2,420	114	3	2.83
LEHMAN, HUGH	4	1	2	1	250	20	1	4.8

1928-29 CHICAGO BLACKHAWKS

7-29-8, 22 POINTS, 5TH AMERICAN DIVISION

GM	DATE	OPPONENT	RESULT	SCORE	RECORD	GM	DATE	OPPONENT	RESULT	SCORE	RECORD
1	11/15	@ Toronto	L	0-2	0-1-0	40	03/05	@ Pit Pirates	L	2-3 OT	6-28-6
2	11/17	@ Mtl Maroons	L	2-4	0-2-0	41	03/07	TORONTO*	T	1-1 OT	6-28-7
3	11/20	PIT PIRATES	L	0-2	0-3-0	42	03/10	PIT PIRATES*	W	1-0	7-28-7
4	11/22	NY RANGERS	L	1-2	0-4-0	43	03/12	@ Boston	L	1-11	7-29-7
5	11/25	BOSTON	T	1-1 OT	0-4-1	44	03/14	@ NY Rangers	T	1-1 OT	7-29-8
6	11/29	@ NY Rangers	L	1-2 OT	0-5-1						
7	12/01	@ Pit Pirates	W	3-2	1-5-1	#		Games moved to Detroit due to building conflicts.			
8	12/06	@ Ottawa	L	0-2	1-6-1	##		Bad ice in Chicago on 02/24; game moved to Detroit on 02/23.			
9	12/08	@ Montreal	L	1-2	1-7-1	*		Games moved to Fort Erie, Ontario, due to building conflicts.			
10	12/11	OTTAWA	W	2-1	2-7-1	**		Games moved to Windsor, Ontario, due to building conflicts.			
11	12/16	NY AMERICANS	L	0-1	2-8-1						
12	12/18	MONTREAL	L	0-5	2-9-1						
13	12/25	@ Boston	W	2-1	3-9-1						
14	12/27	@ NY Americans	W	2-0	4-9-1						
15	12/30	@ Detroit	L	1-3	4-10-1						
16	01/01	DETROIT	L	1-2	4-11-1						
17	01/03	TORONTO	L	0-2	4-12-1						
18	01/06	DETROIT	L	1-3	4-13-1						
19	01/08	@ Pit Pirates	L	0-1 OT	4-14-1						
20	01/10	MTL MAROONS	T	1-1 OT	4-14-2						
21	01/13	PIT PIRATES	T	1-1 OT	4-14-3						
22	01/15	@ Montreal	L	0-1	4-15-3						
23	01/17	@ NY Rangers	L	0-1	4-16-3						
24	01/20	BOSTON	L	0-2	4-17-3						
25	01/22	@ Ottawa	T	1-1 OT	4-17-4						
26	01/26	@ Toronto	L	0-2	4-18-4						
27	01/29	@ Boston	L	1-4	4-19-4						
28	01/31	@ Mtl Maroons	L	0-2	4-20-4						
29	02/03	NY RANGERS#	L	2-3	4-21-4						
30	02/05	@ Detroit	W	1-0	5-21-4						
31	02/07	@ NY Americans	L	0-1	5-22-4						
32	02/10	NY AMERICANS*	L	0-1	5-23-4						
33	02/14	MONTREAL*	L	0-1	5-24-4						
34	02/17	BOSTON*	L	0-3	5-25-4						
35	02/21	OTTAWA#	L	0-3	5-26-4						
36	02/23	DETROIT##	T	0-0 OT	5-26-5						
37	02/26	@ Detroit	L	0-3	5-27-5						
38	02/28	NY RANGERS#	T	0-0 OT	5-27-6						
39	03/02	MTL MAROONS**	W	2-1	6-27-6						

PLAYER	GP	G	A	PTS	PIM	PLAYER	GP	G	A	PTS	PIM
RIPLY, VIC	39	11	2	13	31	GARDINER, HERB	5	0	0	0	0
GOTTSELIG, JOHN	44	5	3	8	26	GARDINER, CHARLES	44	0	0	0	2
IRVIN, DICK	39	6	1	7	30						
ARBOUR, TY	44	3	4	7	32						
MARCH, HAROLD	35	3	3	6	6						
COUTURE, ROSIE	43	1	3	4	22						
WENTWORTH, CY	44	2	1	3	44						
MCKINNON, ALEX	44	1	1	2	56						
MILLER, EARL	17	1	1	2	24						
LOUGHLIN, CLEM	24	0	1	1	16						
KEATS, DUKE	3	0	1	1	0						
TAYLOR, RALPH	38	0	0	0	56						
BURNS, BOBBY	6	0	0	0	6						
HOFFINGER, VAL	10	0	0	0	12						
LESIEUR, ART	2	0	0	0	0						

2015 CUP

LEADERSHIP

PLAYERS

2014-15

OPPONENTS

TRADITION

RECORDS

PLAYOFFS

HISTORY

MINORS

NHL

MEDIA

1929-30 CHICAGO BLACKHAWKS 21-18-5, 47 POINTS, 2ND AMERICAN DIVISION

2015 CUP	LEADERSHIP	PLAYERS	2014-15	OPPONENTS	TRADITION	RECORDS	PLAYOFFS	HISTORY	MINORS	NHL	MEDIA
----------	------------	---------	---------	-----------	-----------	---------	----------	---------	--------	-----	-------

GM	DATE	OPPONENT	RESULT	SCORE	RECORD
1	11/14	@ Toronto	T	2-2 OT	0-0-1
2	11/16	@ Montreal	T	4-4 OT	0-0-2
3	11/19	@ NY Americans	W	5-1	1-0-2
4	11/21	OTTAWA	L	5-6 OT	1-1-2
5	11/24	DETROIT	W	4-0	2-1-2
6	11/28	NY RANGERS	L	2-3	2-2-2
7	12/01	BOSTON	W	3-1	3-2-2
8	12/05	@ Pit Pirates	W	5-2	4-2-2
9	12/08	NY Americans	W	4-2	5-2-2
10	12/12	MTL MAROONS	W	4-3	6-2-2
11	12/15	PIT PIRATES	W	3-1	7-2-2
12	12/19	@ Detroit	L	3-4	7-3-2
13	12/21	@ Boston	L	1-4	7-4-2
14	12/22	@ NY Rangers	L	1-3	7-5-2
15	12/24	@ Ottawa	W	3-1	8-5-2
16	12/26	@ Mtl Maroons	W	4-3	9-5-2
17	12/29	TORONTO	L	3-4	9-6-2
18	01/01	MONTREAL	L	2-3 OT	9-7-2
19	01/05	DETROIT	L	0-4	9-8-2
20	01/09	@ Detroit	T	1-1 OT	9-8-3
21	01/12	NY RANGERS	W	2-1	10-8-3
22	01/14	PIT PIRATES	W	6-2	11-8-3
23	01/16	BOSTON	W	2-1	12-8-3
24	01/19	@ NY Rangers	L	1-4	12-9-3
25	01/21	@ Boston	L	1-5	12-10-3
26	01/25	@ Pit Pirates (A)	W	5-2	13-10-3
27	01/28	@ Ottawa	W	2-1	14-10-3
28	01/30	@ Montreal	L	0-1 OT	14-11-3
29	02/01	@ Toronto	L	0-6	14-12-3
30	02/02	@ Detroit	W	4-1	15-12-3
31	02/06	MTL MAROONS	W	3-2	16-12-3
32	02/16	MONTREAL	L	1-2 OT	16-13-3
33	02/18	NY AMERICANS	L	4-6 OT	16-14-3
34	02/20	OTTAWA	L	2-5	16-15-3
35	02/23	DETROIT	L	1-2	16-16-3
36	02/25	@ Mtl Maroons	W	2-0	17-16-3
37	02/27	@ NY Rangers	T	1-1 OT	17-16-4

GM	DATE	OPPONENT	RESULT	SCORE	RECORD
38	03/02	PIT PIRATES	W	3-0	18-16-4
39	03/04	NY RANGERS	T	2-2 OT	18-16-5
40	03/08	@ Pit Pirates (B)	W	4-3	19-16-5
41	03/09	@ NY Americans	L	2-5	19-17-5
42	03/11	@ Boston	L	3-4	19-18-5
43	03/13	BOSTON	W	3-2 OT	20-18-5
44	03/18	TORONTO	W	4-1	21-18-5

A at Atlantic City, N.J.
B at Fort Erie, Ontario.



PLAYER	GP	G	A	PTS	PIM
COOK, TOM	41	14	16	30	16
GOTTSEIG, JOHN	39	21	4	25	28
SOMERS, ART	44	11	13	24	74
ARBOUR, TY	42	10	8	18	26
DUTKOWSKI, DUKE	44	7	10	17	42
MILLER, EARL	28	11	5	16	50
RIPLEY, VIC	38	8	8	16	33
COUTURE, ROSIE	43	8	8	16	63
INGRAM, FRANK	35	6	10	16	28
MARCH, HAROLD	43	8	7	15	48
ADAMS, STEWART	26	4	6	10	16
WENTWORTH, CY	37	3	4	7	28
ABEL, CLARENCE	38	3	3	6	42
GRAHAM, TED	26	1	2	3	23
TAYLOR, RALPH	17	1	0	1	42
BURNS, BOBBY	11	1	0	1	2

PLAYER	GP	G	A	PTS	PIM
BOSTRUM, HELGE	21	0	1	1	8
GARDINER, CHARLES	44	0	0	0	0

GOALIES	GP	W	L	T	MIN	GA	SO	AVG
GARDINER, CHARLES	44	21	18	5	2,750	111	3	2.42

1930-31 CHICAGO BLACKHAWKS

24-17-3, 51 POINTS, 2ND AMERICAN DIVISION

GM	DATE	OPPONENT	RESULT	SCORE	RECORD
1	11/16	NY RANGERS	T	1-1 OT	0-0-1
2	11/20	BOSTON	W	1-0	1-0-1
3	11/23	MONTREAL	W	3-0	2-0-1
4	11/25	@ Boston	W	4-3 OT	3-0-1
5	11/27	@ NY Rangers	W	4-0	4-0-1
6	11/29	@ Ottawa	W	3-0	5-0-1
7	12/02	@ Mtl Maroons	L	1-2	5-1-1
8	12/04	NY AMERICANS	W	4-2	6-1-1
9	12/07	DETROIT	W	3-2	7-1-1
10	12/09	@ Detroit	L	0-1	7-2-1
11	12/14	MTL MAROONS	L	0-2	7-3-1
12	12/16	OTTAWA	W	4-2	8-3-1
13	12/18	@ Montreal	T	0-0 OT	8-3-2
14	12/20	@ Toronto	L	1-3	8-4-2
15	12/23	@ Phi Quakers	W	3-2	9-4-2
16	12/28	TORONTO	L	2-3	9-5-2
17	01/01	PHI QUAKERS	W	10-3	10-5-2
18	01/04	DETROIT	L	1-2	10-6-2
19	01/06	@ Boston	L	2-5	10-7-2
20	01/08	@ Phi Quakers	W	4-0	11-7-2
21	01/11	@ NY Rangers	W	2-0	12-7-2
22	01/13	@ NY Americans	W	1-0	13-7-2
23	01/15	BOSTON	W	2-0	14-7-2
24	01/18	NY RANGERS	W	2-1	15-7-2
25	01/22	PHI QUAKERS	W	5-2	16-7-2
26	01/25	MTL MAROONS	L	2-3 OT	16-8-2
27	02/01	MONTREAL	L	2-4	16-9-2
28	02/05	PHI QUAKERS	W	6-1	17-9-2
29	02/08	@ NY Rangers	W	3-2	18-9-2
30	02/10	@ Boston	L	1-2 OT	18-10-2
31	02/12	@ Ottawa	W	3-2	19-10-2
32	02/15	NY RANGERS	L	1-2	19-11-2
33	02/20	DETROIT	L	4-5 OT	19-12-2
34	02/22	@ Detroit	T	1-1 OT	19-12-3
35	02/24	@ Mtl Maroons	L	2-3 OT	19-13-3
36	03/01	OTTAWA	W	5-0	20-13-3
37	03/05	NY AMERICANS	W	1-0	21-13-3
38	03/08	@ NY Americans	L	1-2	21-14-3
39	03/10	@ Montreal	L	1-2	21-15-3

GM	DATE	OPPONENT	RESULT	SCORE	RECORD
40	03/12	BOSTON	W	3-2	22-15-3
41	03/15	TORONTO	L	1-2	22-16-3
42	03/17	@ Phi Quakers	W	4-0	23-16-3
43	03/19	@ Toronto	L	2-8	23-17-3
44	03/22	@ Detroit	W	2-1	24-17-3



PLAYER	GP	G	A	PTS	PIM
GOTTSELIG, JOHN	42	20	12	32	14
COOK, TOM	44	15	14	29	34
INGRAM, FRANK	44	17	4	21	37
COUTURE, ROSIE	44	8	11	19	30
ADAMS, STEWART	36	5	13	18	18
MARCH, HAROLD	44	11	6	17	36
DESIARDINS, VICTOR	38	3	12	15	11
RIPLEY, VIC	39	8	4	12	9
ROMNES, ELWYN	30	5	7	12	8
SOMERS, ART	33	3	6	9	33
WENTWORTH, CY	44	4	4	8	12
MILLER, EARL	19	3	4	7	8
GRAHAM, TED	44	0	7	7	38
ARBOUR, TY	41	3	3	6	12
BOSTRUM, HELGE	38	2	2	4	32
DUTKOWSKI, DUKE	25	1	3	4	28
ABEL, CLARENCE	43	0	1	1	45

PLAYER	GP	G	A	PTS	PIM
JENKINS, ROGER	10	0	1	1	2
VOKES, ED	5	0	0	0	0
GARDINER, CHARLES	44	0	0	0	0

GOALIES	GP	W	L	T	MINS	GA	SO	AVG
GARDINER, CHARLES	44	24	17	3	2,710	78	12	1.72

1931-32 CHICAGO BLACKHAWKS 18-19-11, 47 POINTS, 2ND AMERICAN DIVISION

2015 CUP
LEADERSHIP
PLAYERS
2014-15
OPPONENTS
TRADITION
RECORDS
PLAYOFFS
HISTORY
MINORS
NHL
MEDIA

GM	DATE	OPPONENT	RESULT	SCORE	RECORD
1	11/12	@ Toronto	W	2-1	1-0-0
2	11/15	NY AMERICANS	T	1-1 OT	1-0-1
3	11/18	TORONTO	T	1-1 OT	1-0-2
4	11/22	MTL MAROONS	W	4-2	2-0-2
5	11/24	@ NY Rangers	T	1-1 OT	2-0-3
6	11/26	@ Boston	L	0-1	2-1-3
7	11/29	NY RANGERS	L	0-5	2-2-3
8	12/02	MONTREAL	W	2-1	3-2-3
9	12/06	@ NY Americans	L	0-2	3-3-3
10	12/08	@ Montreal	T	1-1 OT	3-3-4
11	12/13	BOSTON	L	0-3	3-4-4
12	12/16	DETROIT	W	4-1 OT	4-4-4
13	12/17	@ Detroit	L	1-4	4-5-4
14	12/20	TORONTO	W	1-0 OT	5-5-4
15	12/22	@ Mtl Maroons	T	1-1 OT	5-5-5
16	12/27	@ NY Rangers	L	1-3	5-6-5
17	12/29	@ Boston	T	3-3 OT	5-6-6
18	01/01	NY AMERICANS	W	3-2	6-6-6
19	01/03	NY RANGERS	T	1-1 OT	6-6-7
20	01/06	DETROIT	W	4-2	7-6-7
21	01/10	BOSTON	T	1-1 OT	7-6-8
22	01/13	MONTREAL	L	1-2	7-7-8
23	01/14	@ Detroit	L	0-2	7-8-8
24	01/17	MTL MAROONS	T	3-3 OT	7-8-9
25	01/19	@ Boston	W	3-2	8-8-9
26	01/21	@ NY Americans	W	1-0	9-8-9
27	01/23	@ Mtl Maroons	T	3-3 OT	9-8-10
28	01/27	DETROIT	W	2-1 OT	10-8-10
29	01/28	@ Detroit	L	2-4	10-9-10
30	01/31	NY RANGERS	L	0-3	10-10-10
31	02/03	TORONTO	W	7-0	11-10-10
32	02/07	@ NY Rangers	L	0-1	11-11-10
33	02/09	@ NY Americans	W	3-1	12-11-10
34	02/11	@ Montreal	L	1-4	12-12-10
35	02/14	@ Detroit	L	1-3	12-13-10
36	02/17	MONTREAL	L	1-3	12-14-10
37	02/20	BOSTON	W	2-1	13-14-10

GM	DATE	OPPONENT	RESULT	SCORE	RECORD
38	02/24	MTL MAROONS	W	3-1	14-14-10
39	02/27	@ Toronto	L	2-4	14-15-10
40	03/01	@ Mtl Maroons	L	0-1	14-16-10
41	03/04	NY AMERICANS	W	6-1	15-16-10
42	03/06	NY RANGERS	W	4-3 OT	16-16-10
43	03/08	@ NY Rangers	L	1-6	16-17-10
44	03/10	@ Boston	W	3-2	17-17-10
45	03/12	@ Montreal	L	0-1	17-18-10
46	03/16	DETROIT	T	1-1 OT	17-18-11
47	03/19	@ Toronto	L	3-11	17-19-11
48	03/20	BOSTON	W	1-0	18-19-11



1932-33 CHICAGO BLACKHAWKS

16-20-12, 44 POINTS, 4TH AMERICAN DIVISION

GM	DATE	OPPONENT	RESULT	SCORE	RECORD	GM	DATE	OPPONENT	RESULT	SCORE	RECORD
1	11/10	@ Detroit	L	1-3	0-1-0	40	02/26	NY RANGERS	L	1-4	14-16-10
2	11/13	NY AMERICANS	T	1-1 OT	0-1-1	41	03/02	NY AMERICANS	W	3-2	15-16-10
3	11/17	TORONTO	W	3-1	1-1-1	42	03/05	TORONTO	L	1-2	15-17-10
4	11/20	MONTREAL	W	2-1	2-1-1	43	03/07	OTTAWA	W	5-1	16-17-10
5	11/22	@ Boston	L	1-5	2-2-1	44	03/09	@ Ottawa	T	3-3 OT	16-17-11
6	11/24	@ NY Rangers	T	1-1 OT	2-2-2	45	03/11	@ Mtl Maroons	L	2-6	16-18-11
7	11/26	@ Montreal	L	1-2	2-3-2	46	03/14	@ Boston (A)	L	0-1	16-19-11
8	11/29	@ Ottawa	L	1-3	2-4-2	47	03/19	DETROIT	L	2-4	16-20-11
9	12/04	NY RANGERS	W	4-3	3-4-2	48	03/23	@ Toronto	T	2-2 OT	16-20-12
10	12/06	OTTAWA	T	1-1 OT	3-4-3	<p>A The only forfeit in Blackhawks history. With the Blackhawks trailing 3-2, the players refused to return to the ice after their coach, Tom Gorman, was ejected by referee Bill Stewart. Boston was awarded a 1-0 victory by Stewart.</p>					
11	12/08	DETROIT	W	3-1	4-4-3						
12	12/11	MTL MAROONS	T	2-2 OT	4-4-4						
13	12/15	BOSTON	L	0-1	4-5-4						
14	12/18	@ NY Americans	T	0-0 OT	4-5-5						
15	12/22	@ Mtl Maroons	W	4-1	5-5-5						
16	12/24	@ Toronto	W	2-1	6-5-5						
17	12/25	@ Detroit	L	0-4	6-6-5						
18	12/27	TORONTO	L	3-4	6-7-5						
19	01/01	MONTREAL	W	4-1	7-7-5						
20	01/05	BOSTON	T	0-0 OT	7-7-6						
21	01/08	MTL MAROONS	W	4-3	8-7-6						
22	01/10	@ NY Americans	L	1-3	8-8-6						
23	01/12	@ Montreal	L	2-4	8-9-6						
24	01/15	NY RANGERS	L	0-5	8-10-6						
25	01/19	NY AMERICANS	W	6-0	9-10-6						
26	01/22	OTTAWA	W	2-1	10-10-6						
27	01/24	@ Mtl Maroons	L	0-3	10-11-6						
28	01/26	@ NY Rangers	W	3-1	11-11-6						
29	01/29	@ NY Americans	L	0-4	11-12-6						
30	01/31	@ Boston	W	5-1	12-12-6						
31	02/02	@ Ottawa	T	1-1 OT	12-12-7						
32	02/04	@ Toronto	T	2-2 OT	12-12-8						
33	02/05	@ Detroit	L	0-1	12-13-8						
34	02/09	DETROIT	L	1-4	12-14-8						
35	02/12	MONTREAL	W	2-0	13-14-8						
36	02/16	BOSTON	W	2-1	14-14-8						
37	02/19	MTL MAROONS	T	0-0 OT	14-14-9						
38	02/21	@ NY Rangers	T	2-2 OT	14-14-10						
39	02/23	@ Montreal	L	0-2	14-15-10						

PLAYER	GP	G	A	PTS	PIM	PLAYER	GP	G	A	PTS	PIM
THOMPSON, PAUL	48	13	20	33	27	WEBER, ART	4	0	0	0	0
COOK, TOM	48	12	14	26	30	GARDINER, CHARLES	48	0	0	0	0
GOTTSSELIG, JOHN	41	11	11	22	6						
ROMNES, ELWYN	47	10	12	22	2						
MARCH, HAROLD	48	9	11	20	38						
COUTURE, ROSIE	46	10	7	17	26						
McFAYDEN, DON	47	5	9	14	20						
JENKINS, ROGER	46	3	10	13	42						
GRAHAM, TED	48	3	8	11	57						
MACKENZIE, BILL	36	4	4	8	13						
RIPLLEY, VIC	15	2	4	6	6						
COULTER, ART	46	3	2	5	53						
ABEL, CLARENCE	47	0	4	4	63						
BURCH, BILL	24	2	0	2	2						
BOSTRUM, HELGE	18	1	0	1	14						
HOLMES, LOUIS	15	0	0	0	2						

GOALIES	GP	W	L	T	MIN	GA	SO	AVG
GARDINER, CHARLES	48	16	20	12	3,010	101	5	2.01

2015 CUP

LEADERSHIP

PLAYERS

2014-15

OPPONENTS

TRADITION

RECORDS

PLAYOFFS

HISTORY

MINORS

NHL

MEDIA

1933-34 CHICAGO BLACKHAWKS 20-17-11, 51 POINTS, 2ND AMERICAN DIVISION

2015 CUP	LEADERSHIP	PLAYERS	2014-15	OPPONENTS	TRADITION	RECORDS	PLAYOFFS	HISTORY	MINORS	NHL	MEDIA
----------	------------	---------	---------	-----------	-----------	---------	----------	---------	--------	-----	-------

GM	DATE	OPPONENT	RESULT	SCORE	RECORD
1	11/09	NY AMERICANS	T	2-2 OT	0-0-1
2	11/12	NY RANGERS	W	1-0	1-0-1
3	11/14	@ Montreal	L	1-3	1-1-1
4	11/16	@ Ottawa	W	2-1	2-1-1
5	11/19	OTTAWA	W	2-1	3-1-1
6	11/21	@ Boston	L	0-2	3-2-1
7	11/23	@ NY Americans	W	2-0	4-2-1
8	11/26	BOSTON	W	1-0	5-2-1
9	11/30	@ Detroit	L	1-2	5-3-1
10	12/03	@ NY Rangers	L	0-1 OT	5-4-1
11	12/07	MTL MAROONS	W	3-1	6-4-1
12	12/09	@ Toronto	L	0-1	6-5-1
13	12/12	@ Detroit	L	1-4	6-6-1
14	12/14	DETROIT	W	4-0	7-6-1
15	12/17	MONTREAL	W	4-1	8-6-1
16	12/19	@ Ottawa	T	2-2 OT	8-6-2
17	12/21	@ Mtl Maroons	T	0-0 OT	8-6-3
18	12/23	@ Boston	W	3-1	9-6-3
19	12/26	@ NY Americans	W	2-1	10-6-3
20	12/28	OTTAWA	T	2-2 OT	10-6-4
21	01/01	TORONTO	L	1-2	10-7-4
22	01/07	NY RANGERS	T	1-1 OT	10-7-5
23	01/11	BOSTON	T	0-0 OT	10-7-6
24	01/14	NY AMERICANS	W	4-0	11-7-6
25	01/16	@ Mtl Maroons	L	5-6 OT	11-8-6
26	01/18	@ NY Rangers	L	0-5	11-9-6
27	01/20	@ Toronto	T	2-2 OT	11-9-7
28	01/21	MTL MAROONS	T	2-2 OT	11-9-8
29	01/25	MONTREAL	W	2-1 OT	12-9-8
30	01/28	TORONTO	W	2-0	13-9-8
31	01/30	@ Ottawa	W	2-0	14-9-8
32	02/01	@ Montreal	T	3-3 OT	14-9-9
33	02/04	BOSTON	L	1-2 OT	14-10-9
34	02/08	DETROIT	T	1-1 OT	14-10-10
35	02/11	MONTREAL	W	4-1	15-10-10
36	02/15	OTTAWA	W	5-2	16-10-10
37	02/18	@ NY Rangers	W	2-1	17-10-10

GM	DATE	OPPONENT	RESULT	SCORE	RECORD
38	02/20	@ NY Americans	L	1-3	17-11-10
39	02/22	NY AMERICANS	T	0-0 OT	17-11-11
40	02/24	@ Montreal	L	2-3 OT	17-12-11
41	02/27	@ Boston	L	1-3	17-13-11
42	03/01	NY RANGERS	L	1-3	17-14-11
43	03/04	MTL MAROONS	W	4-2	18-14-11
44	03/08	DETROIT	L	0-3	18-15-11
45	03/11	@ Detroit	L	2-3 OT	18-16-11
46	03/13	@ Mtl Maroons	L	2-6	18-17-11
47	03/15	@ Toronto	W	2-1	19-17-11
48	03/18	TORONTO	W	3-2	20-17-11



PLAYER	GP	G	A	PTS	PIM
THOMPSON, PAUL	48	20	16	36	17
GOTTSELIG, JOHN	48	16	14	30	4
ROMNES, ELMYR	47	8	21	29	6
CONACHER, LIONEL	48	10	13	23	87
MARCH, HAROLD	48	4	13	17	26
COOK, TOM	37	5	9	14	15
COUTURE, ROSIE	48	5	8	13	21
LESWICK, JACK	37	1	7	8	16
COULTER, ART	41	5	2	7	39
SHEPPARD, JOHN	38	3	4	7	4
GOLDSWORTHY, LEROY	27	3	3	6	0
JENKINS, ROGER	48	2	2	4	37
TRUDEL, LOUIS	34	1	3	4	13
MCFAIDEN, DON	34	1	3	4	20
KENDALL, BILL	21	3	0	3	0
ABEL, CLARENCE	46	2	1	3	28

PLAYER	GP	G	A	PTS	PIM
STARKE, JOE	2	0	0	0	0
DUTKOWSKI, DUKE	5	0	0	0	2
GARDINER, CHARLES	48	0	0	0	0

GOALIES	GP	W	L	T	MIN	GA	SO	AVG
GARDINER, CHARLES	48	20	17	11	3,050	83	10	1.63

1934-35 CHICAGO BLACKHAWKS

26-17-5, 57 POINTS, 2ND AMERICAN DIVISION

GM	DATE	OPPONENT	RESULT	SCORE	RECORD
1	11/08	@ STL Eagles	W	3-1	1-0-0
2	11/15	@ Mtl Maroons	W	4-3	2-0-0
3	11/18	TORONTO	L	0-5	2-1-0
4	11/22	STL EAGLES	W	1-0	3-1-0
5	11/25	BOSTON	W	4-0	4-1-0
6	11/27	@ Boston	W	3-2	5-1-0
7	11/29	@ NY Americans	L	0-2	5-2-0
8	12/02	NY AMERICANS	L	1-2	5-3-0
9	12/09	NY RANGERS	W	4-0	6-3-0
10	12/11	DETROIT	W	4-0	7-3-0
11	12/16	MTL MAROONS	W	3-2	8-3-0
12	12/18	@ Montreal	T	1-1 OT	8-3-1
13	12/20	@ NY Rangers	W	4-1	9-3-1
14	12/22	@ Toronto	L	0-1	9-4-1
15	12/23	MONTREAL	L	1-4	9-5-1
16	12/25	@ Detroit	W	2-1	10-5-1
17	12/30	STL EAGLES	T	3-3 OT	10-5-2
18	01/01	MTL MAROONS	L	1-2 OT	10-6-2
19	01/05	@ Boston	W	6-0	11-6-2
20	01/06	@ NY Americans	W	2-1	12-6-2
21	01/08	DETROIT	L	1-2	12-7-2
22	01/10	@ Mtl Maroons	L	0-4	12-8-2
23	01/12	@ Toronto	L	1-5	12-9-2
24	01/13	BOSTON	T	1-1 OT	12-9-3
25	01/15	TORONTO	L	2-3	12-10-3
26	01/17	@ STL Eagles	W	5-1	13-10-3
27	01/20	TORONTO	W	2-1	14-10-3
28	01/22	@ NY Americans	W	2-0	15-10-3
29	01/24	@ NY Rangers	T	3-3 OT	15-10-4
30	01/27	STL EAGLES	W	5-3	16-10-4
31	02/03	NY AMERICANS	W	3-2	17-10-4
32	02/05	MONTREAL	W	4-1	18-10-4
33	02/07	@ STL Eagles	L	0-1 OT	18-11-4
34	02/10	NY RANGERS	L	1-2	18-12-4
35	02/12	@ Mtl Maroons	L	0-3	18-13-4
36	02/14	@ Detroit	W	3-0	19-13-4
37	02/17	BOSTON	L	1-2	19-14-4
38	02/21	@ Montreal	W	3-1	20-14-4
39	02/23	@ Toronto	L	1-4	20-15-4

GM	DATE	OPPONENT	RESULT	SCORE	RECORD
40	02/24	MTL MAROONS	W	6-1	21-15-4
41	02/28	@ Detroit	L	1-5	21-16-4
42	03/03	MONTREAL	W	3-0	22-16-4
43	03/05	NY AMERICANS	W	5-1	23-16-4
44	03/10	NY RANGERS	T	1-1 OT	23-16-5
45	03/14	DETROIT	L	3-4	23-17-5
46	03/16	@ Boston	W	5-2	24-17-5
47	03/17	@ NY Rangers	W	5-2	25-17-5
48	03/19	@ Montreal	W	4-2	26-17-5



PLAYER	GP	G	A	PTS	PIM
THOMPSON, PAUL	48	16	23	39	20
GOTTSSELIG, JOHN	48	19	18	37	16
MORENZ, HOWIE	48	8	26	34	21
COOK, TOM	48	13	18	31	33
MARCH, HAROLD	48	13	17	30	48
ROMNES, ELWYN	35	10	14	24	8
TRUDEL, LOUIS	47	11	11	22	28
COULTER, ROSIE	47	7	9	16	14
COULTER, ART	48	4	8	12	68
KENDALL, BILL	47	6	4	10	16
LEVINSKY, ALEX	23	3	4	7	16
LOCKING, NORMAN	38	2	5	7	19
MCFADYEN, DON	36	2	5	7	4
BURKE, MARTY	48	2	2	4	29
WIEBE, ART	42	2	1	3	27

PLAYER	GP	G	A	PTS	PIM
KENNY, ED	4	0	0	0	18
GOLDSWORTHY, LEROY	7	0	0	0	2
CHABOT, LORNE	48	0	0	0	0

GOALIES	GP	W	L	T	MIN	GA	SO	AVG
CHABOT, LORNE	48	26	17	5	2,940	88	8	1.8

2015 CUP

LEADERSHIP

PLAYERS

2014-15

OPPONENTS

TRADITION

RECORDS

PLAYOFFS

HISTORY

MINORS

NHL

MEDIA

1935-36 CHICAGO BLACKHAWKS 21-19-8, 50 POINTS, 3RD AMERICAN DIVISION

2015 CUP	LEADERSHIP	PLAYERS	2014-15	OPPONENTS	TRADITION	RECORDS	PLAYOFFS	HISTORY	MINORS	NHL	MEDIA
----------	------------	---------	---------	-----------	-----------	---------	----------	---------	--------	-----	-------

GM	DATE	OPPONENT	RESULT	SCORE	RECORD
1	11/07	NY AMERICANS	W	3-1	1-0-0
2	11/14	@ Detroit	T	0-0 OT	1-0-1
3	11/17	NY RANGERS	W	3-0	2-0-1
4	11/21	TORONTO	W	4-3	3-0-1
5	11/24	MTL MAROONS	W	2-1	4-0-1
6	11/26	@ Mtl Maroons	L	1-4	4-1-1
7	11/28	@ NY Rangers	L	1-2	4-2-1
8	12/01	MONTREAL	W	1-0	5-2-1
9	12/03	@ Boston	W	3-1	6-2-1
10	12/07	@ Toronto	L	1-2 OT	6-3-1
11	12/08	BOSTON	W	1-0	7-3-1
12	12/12	DETROIT	L	1-3	7-4-1
13	12/15	@ NY Americans	L	0-3	7-5-1
14	12/19	@ Montreal	T	2-2 OT	7-5-2
15	12/22	NY AMERICANS	L	2-3 OT	7-6-2
16	12/25	@ Detroit	W	2-0	8-6-2
17	12/29	NY RANGERS	W	3-1	9-6-2
18	01/01	DETROIT	L	2-4	9-7-2
19	01/05	MTL MAROONS	L	2-3	9-8-2
20	01/07	@ Boston	L	0-2	9-9-2
21	01/09	@ NY Americans	W	4-1	10-9-2
22	01/12	MONTREAL	L	1-2	10-10-2
23	01/16	DETROIT	W	4-1	11-10-2
24	01/19	BOSTON	W	2-1	12-10-2
25	01/21	@ NY Rangers	W	1-0	13-10-2
26	01/23	@ Montreal	T	1-1 OT	13-10-3
27	01/26	NY RANGERS	W	2-1	14-10-3
28	01/30	@ Detroit	W	4-3	15-10-3
29	02/01	@ Toronto	L	2-3 OT	15-11-3
30	02/02	TORONTO	W	2-0	16-11-3
31	02/06	DETROIT	L	0-1	16-12-3
32	02/09	NY AMERICANS	L	1-4	16-13-3
33	02/11	@ Boston	L	1-7	16-14-3
34	02/13	NY AMERICANS	T	2-2 OT	16-14-4
35	02/16	BOSTON	W	4-2	17-14-4
36	02/18	@ Montreal	T	3-3 OT	17-14-5
37	02/20	@ NY Rangers	T	1-1 OT	17-14-6

GM	DATE	OPPONENT	RESULT	SCORE	RECORD
38	02/23	TORONTO	W	5-1	18-14-6
39	02/25	@ Mtl Maroons	W	2-0	19-14-6
40	02/29	@ Toronto	L	2-4	19-15-6
41	03/01	NY RANGERS	W	2-1	20-15-6
42	03/05	BOSTON	T	2-2 OT	20-15-7
43	03/08	MONTREAL	W	2-0	21-15-7
44	03/12	MTL MAROONS	T	3-3 OT	21-15-8
45	03/15	@ Boston	L	0-1	21-16-8
46	03/17	@ NY Rangers	L	2-4	21-17-8
47	03/19	@ Detroit	L	3-5	21-18-8
48	03/21	@ Mtl Maroons	L	1-3	21-19-8



PLAYER	GP	G	A	PTS	PIM
THOMPSON, PAUL	45	17	23	40	19
ROMNES, ELWYN	48	13	25	38	6
MARCH, HAROLD	48	16	19	35	42
GOTTSELIG, JOHN	41	14	15	29	4
MCFAIDEN, DON	47	4	16	20	33
MORENZ, HOWIE	23	4	10	14	20
COOK, TOM	47	4	8	12	20
BRYDSON, GLENN	22	6	4	10	30
LEVINSKY, ALEX	48	1	7	8	69
TRUDEL, LOUIS	46	3	4	7	27
SEIBERT, EARL	15	3	3	6	6
OUELLETTE, EDDIE	43	3	2	5	11
LAROCHELLE, WILDOR	27	2	1	3	8
KENDALL, BILL	22	2	1	3	0
BURKE, MARY	48	0	3	3	49
COULTER, ART	25	0	2	2	18

PLAYER	GP	G	A	PTS	PIM
WIEBE, ART	46	1	0	1	25
LOCKING, NORMAN	14	0	1	1	7
KARAKAS, MIKE	48	0	0	0	0

GOALIES	GP	W	L	T	MIN	GA	SO	AVG
KARAKAS, MIKE	48	21	19	8	2,990	92	9	1.85

1936-37 CHICAGO BLACKHAWKS

14-27-7, 35 POINTS, 4TH AMERICAN DIVISION

GM	DATE	OPPONENT	RESULT	SCORE	RECORD
1	11/05	NY AMERICANS	T	1-1 OT	0-0-1
2	11/12	@ NY Americans	T	0-0 OT	0-0-2
3	11/14	@ Toronto	L	2-6	0-1-2
4	11/15	TORONTO	T	1-1 OT	0-1-3
5	11/19	MTL MAROONS	L	0-4	0-2-3
6	11/22	BOSTON	L	1-2	0-3-3
7	11/24	@ Boston	T	1-1 OT	0-3-4
8	11/26	@ Detroit	W	2-0	1-3-4
9	11/29	MONTREAL	L	1-2	1-4-4
10	12/06	NY RANGERS	L	1-2	1-5-4
11	12/08	@ NY Rangers	T	0-0 OT	1-5-5
12	12/10	@ Mtl Maroons	L	1-2	1-6-5
13	12/13	DETROIT	L	1-2 OT	1-7-5
14	12/20	NY AMERICANS	W	2-1	2-7-5
15	12/22	@ Montreal	L	1-4	2-8-5
16	12/25	@ Detroit	T	1-1 OT	2-8-6
17	12/27	@ NY Rangers	L	0-1	2-9-6
18	12/29	MONTREAL	W	5-1	3-9-6
19	01/01	DETROIT	W	4-2	4-9-6
20	01/03	MTL MAROONS	L	1-3	4-10-6
21	01/07	BOSTON	L	0-2	4-11-6
22	01/10	TORONTO	W	2-1	5-11-6
23	01/12	@ Boston	W	4-2	6-11-6
24	01/14	@ Mtl Maroons	L	3-7	6-12-6
25	01/16	@ Toronto	L	2-3 OT	6-13-6
26	01/17	DETROIT	L	0-2	6-14-6
27	01/19	@ Detroit	L	2-7	6-15-6
28	01/21	NY RANGERS	W	2-0	7-15-6
29	01/24	MONTREAL	L	1-4	7-16-6
30	01/27	@ NY Americans	W	9-0	8-16-6
31	01/28	@ Montreal	L	5-6	8-17-6
32	01/31	MTL MAROONS	L	1-2	8-18-6
33	02/07	NY AMERICANS	W	5-1	9-18-6
34	02/11	NY RANGERS	W	5-2	10-18-6
35	02/14	BOSTON	L	1-2	10-19-6
36	02/18	@ NY Rangers	L	1-2 OT	10-20-6
37	02/20	@ Mtl Maroons	L	1-6	10-21-6
38	02/21	@ Detroit	L	0-6	10-22-6
39	02/25	DETROIT	L	1-3	10-23-6

GM	DATE	OPPONENT	RESULT	SCORE	RECORD
40	02/28	NY RANGERS	W	4-3	11-23-6
41	03/02	@ Boston	W	4-2	12-23-6
42	03/04	@ Montreal	W	5-3	13-23-6
43	03/07	TORONTO	T	2-2 OT	13-23-7
44	03/11	BOSTON	L	2-6	13-24-7
45	03/13	@ Toronto	L	2-3	13-25-7
46	03/16	@ NY Rangers	W	4-3	14-25-7
47	03/18	@ NY Americans	L	4-9	14-26-7
48	03/21	@ Boston	L	1-6	14-27-7



PLAYER	GP	G	A	PTS	PIM
THOMPSON, PAUL	47	17	18	35	28
GOTTSELIG, JOHN	47	9	21	30	10
LAROCHELLE, WILDOIR	43	9	10	19	6
TRUDELL, LOUIS	42	6	12	18	11
ROMNES, ELWYN	28	4	14	18	2
KELLY, REGIS	29	13	4	17	0
MARCH, HAROLD	36	11	6	17	31
PALANGIO, PETE	30	8	9	17	16
SEIBERT, EARL	43	9	6	15	46
BRYDSON, GLENN	30	7	7	14	20
LEVINSKY, ALEX	48	0	8	8	32
BURKE, MARTY	42	1	3	4	28
JACKSON, HAROLD	38	1	3	4	6
KENDALL, BILL	17	3	0	3	6
KLINGBEIL, IKE	5	1	2	3	2
BLAIR, ANDY	43	0	3	3	33
COOK, TOM	15	0	2	2	0
WIEBE, ART	43	0	2	2	6

PLAYER	GP	G	A	PTS	PIM
LAPRAIRIE, BENJAMIN	6	0	0	0	0
SUOMI, AL	5	0	0	0	0
SCHAEFFER, PAUL	5	0	0	0	6
BRINK, MILT	5	0	0	0	0
KARAKAS, MIKE	48	0	0	0	2

GOALIES	GP	W	L	T	MIN	GA	SO	AVG
KARAKAS, MIKE	48	14	27	7	2,978	131	5	2.64

2015 CUP

LEADERSHIP

PLAYERS

2014-15

OPPONENTS

TRADITION

RECORDS

PLAYOFFS

HISTORY

MINORS

NHL

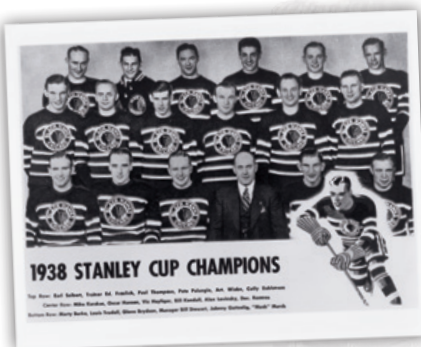
MEDIA

1937-38 CHICAGO BLACKHAWKS 14-25-9, 37 POINTS, 3RD AMERICAN DIVISION

2015 CUP	LEADERSHIP	PLAYERS	2014-15	OPPONENTS	TRADITION	RECORDS	PLAYOFFS	HISTORY	MINORS	NHL	MEDIA
----------	------------	---------	---------	-----------	-----------	---------	----------	---------	--------	-----	-------

GM	DATE	OPPONENT	RESULT	SCORE	RECORD
1	11/04	NY AMERICANS	L	0-3	0-1-0
2	11/09	@ Montreal	T	2-2 OT	0-1-1
3	11/11	@ NY Rangers	W	3-1	1-1-1
4	11/13	@ Toronto	L	3-7	1-2-1
5	11/14	TORONTO	T	3-3 OT	1-2-2
6	11/18	DETROIT	W	3-1	2-2-2
7	11/21	BOSTON	L	1-2	2-3-2
8	11/25	@ Detroit	L	1-4	2-4-2
9	11/27	@ NY Americans	L	0-4	2-5-2
10	11/30	@ Mtl Maroons	L	0-1	2-6-2
11	12/02	NY RANGERS	W	2-1	3-6-2
12	12/05	MONTREAL	L	2-3	3-7-2
13	12/12	MTL MAROONS	W	3-2	4-7-2
14	12/16	DETROIT	W	3-1	5-7-2
15	12/19	NY AMERICANS	L	0-1	5-8-2
16	12/21	@ Boston	L	1-2	5-9-2
17	12/26	@ NY Rangers	W	3-1	6-9-2
18	12/30	@ Detroit	T	2-2 OT	6-9-3
19	01/02	MONTREAL	L	2-4	6-10-3
20	01/06	NY RANGERS	L	1-4	6-11-3
21	01/09	MTL MAROONS	W	1-0	7-11-3
22	01/11	@ NY Americans	T	1-1 OT	7-11-4
23	01/13	@ Montreal	T	2-2 OT	7-11-5
24	01/15	@ Toronto	T	4-4 OT	7-11-6
25	01/16	TORONTO	L	2-7	7-12-6
26	01/18	@ Boston	L	1-5	7-13-6
27	01/20	@ Detroit	L	2-4	7-14-6
28	01/23	BOSTON	W	3-2	8-14-6
29	01/27	DETROIT	W	4-3	9-14-6
30	01/30	NY RANGERS	T	2-2 OT	9-14-7
31	02/01	@ NY Rangers	L	1-6	9-15-7
32	02/03	@ Mtl Maroons	L	2-4	9-16-7
33	02/06	BOSTON	L	2-7	9-17-7
34	02/08	@ Boston	L	1-3	9-18-7
35	02/10	@ Montreal	L	1-2	9-19-7
36	02/12	@ Toronto	W	2-1	10-19-7

GM	DATE	OPPONENT	RESULT	SCORE	RECORD
37	02/13	TORONTO	T	1-1 OT	10-19-8
38	02/17	NY AMERICANS	T	3-3 OT	10-19-9
39	02/20	DETROIT	L	0-1	10-20-9
40	02/22	@ Mtl Maroons	W	6-5	11-20-9
41	02/24	@ NY Rangers	L	3-6	11-21-9
42	02/27	NY RANGERS	L	1-4	11-22-9
43	03/03	BOSTON	W	3-2	12-22-9
44	03/06	MTL MAROONS	W	7-1	13-22-9
45	03/10	MONTREAL	W	4-1	14-22-9
46	03/13	@ Detroit	L	1-5	14-23-9
47	03/15	@ NY Americans	L	1-2	14-24-9
48	03/20	@ Boston	L	1-6	14-25-9



PLAYER	GP	G	A	PTS	PIM
THOMPSON, PAUL	48	22	22	44	14
GOTTSEIG, JOHN	48	13	19	32	22
ROMNES, ELWYN	44	10	22	32	4
MARCH, HAROLD	42	11	17	28	16
TRUDELL, LOUIS	42	6	16	22	15
SEIBERT, EARL	48	8	13	21	38
DAHLSTROM, CARL	48	10	9	19	11
VOSS, CARL	34	3	8	11	0
JENKINS, ROGER	37	1	8	9	26
SHILL, JACK	23	4	3	7	8
LEVINSKY, ALEX	48	3	2	5	18
BRYDSON, GLENN	19	1	3	4	6
PALANGIO, PETE	19	2	1	3	4
MACKENZIE, BILL	35	1	2	3	20
CONNOLLY, BERT	16	1	2	3	4
WIEBE, ART	43	0	3	3	24
JOHNSON, VIRGIL	25	0	2	2	2
NICHOLSON, HICKEY	2	1	0	1	0

PLAYER	GP	G	A	PTS	PIM
KENDALL, BILL	9	0	1	1	2
BURKE, MARTY	12	0	0	0	8
HANSON, OSCAR	8	0	0	0	0
HEYUGER, VIC	7	0	0	0	0
JACKSON, HAROLD	3	0	0	0	0
KARAKAS, MIKE	48	0	0	0	0

GOALIES	GP	W	L	T	MIN	GA	SO	AVG
KARAKAS, MIKE	48	14	25	9	2,980	139	1	2.8

1938-39 CHICAGO BLACKHAWKS

12-28-8, 32 POINTS, 7TH NHL

GM	DATE	OPPONENT	RESULT	SCORE	RECORD	GM	DATE	OPPONENT	RESULT	SCORE	RECORD
1	11/03	NY AMERICANS	W	6-1	1-0-0	40	02/26	BOSTON	L	1-5	11-22-7
2	11/05	@ Toronto	W	2-0	2-0-0	41	03/02	@ NY Rangers	W	3-1	12-22-7
3	11/06	@ Montreal	W	3-2	3-0-0	42	03/04	@ Toronto	T	1-1 OT	12-22-8
4	11/13	MONTREAL	W	4-3	4-0-0	43	03/05	MONTREAL	L	1-2 OT	12-23-8
5	11/17	NY RANGERS	L	0-1	4-1-0	44	03/09	NY RANGERS	L	3-8	12-24-8
6	11/20	TORONTO	T	1-1 OT	4-1-1	45	03/12	NY AMERICANS	L	2-3	12-25-8
7	11/24	@ Detroit	L	2-4	4-2-1	46	03/14	@ Boston	L	2-4	12-26-8
8	11/26	@ NY Americans	L	4-6	4-3-1	47	03/16	@ Montreal	L	1-5	12-27-8
9	11/27	@ NY Rangers	W	1-0	5-3-1	48	03/19	@ Detroit	L	2-3	12-28-8
10	12/01	DETROIT	L	1-4	5-4-1						
11	12/04	BOSTON	L	0-5	5-5-1						
12	12/06	@ Boston	L	0-2	5-6-1						
13	12/10	@ Toronto	L	1-4	5-7-1						
14	12/11	NY AMERICANS	W	4-0	6-7-1						
15	12/15	TORONTO	T	4-4 OT	6-7-2						
16	12/18	NY RANGERS	W	5-0	7-7-2						
17	12/22	DETROIT	T	3-3 OT	7-7-3						
18	12/25	@ NY Americans	L	1-5	7-8-3						
19	12/27	@ Montreal	W	4-1	8-8-3						
20	12/29	@ Detroit	L	1-4	8-9-3						
21	01/01	MONTREAL	L	3-4 OT	8-10-3						
22	01/05	BOSTON	L	1-2	8-11-3						
23	01/08	TORONTO	W	1-0	9-11-3						
24	01/10	@ Boston	L	1-3	9-12-3						
25	01/12	@ NY Rangers	L	0-6	9-13-3						
26	01/14	@ Toronto	L	1-3	9-14-3						
27	01/15	NY RANGERS	T	1-1 OT	9-14-4						
28	01/22	NY AMERICANS	T	1-1 OT	9-14-5						
29	01/26	DETROIT	L	0-1	9-15-5						
30	01/29	MONTREAL	L	0-1	9-16-5						
31	01/31	@ NY Rangers	L	2-3	9-17-5						
32	02/02	@ Montreal	W	4-2	10-17-5						
33	02/05	BOSTON	L	0-3	10-18-5						
34	02/07	@ NY Americans	T	2-2 OT	10-18-6						
35	02/09	@ Detroit	W	4-2	11-18-6						
36	02/16	DETROIT	T	1-1 OT	11-18-7						
37	02/19	TORONTO	L	3-4 OT	11-19-7						
38	02/21	@ Boston	L	2-8	11-20-7						
39	02/23	@ NY Americans	L	1-3	11-21-7						

PLAYER	GP	G	A	PTS	PIM	PLAYER	GP	G	A	PTS	PIM
GOTTSELIG, JOHN	48	16	23	39	15	JENKINS, ROGER	14	1	1	2	2
DESILETS, JOFFRE	48	11	13	24	28	MACKENZIE, BILL	47	1	0	1	36
MARCH, HAROLD	47	10	11	21	29	DEMARCO, SR., AB	2	1	0	1	0
DAHLSTROM, CARL	48	6	14	20	2	KARAKAS, MIKE	48	0	0	0	2
THOMS, BILL	36	6	11	17	16						
THOMPSON, PAUL	33	5	10	15	33						
SEIBERT, EARL	48	4	11	15	57						
BLINCO, RUSSELL	47	3	12	15	2						
ROBINSON, EARL	47	9	6	15	13						
NORTHSCOTT, LAWRENCE	46	5	7	12	9						
GRACIE, BOB	31	4	6	10	27						
SHILL, JACK	28	2	4	6	4						
COOPER, JOE	17	3	3	6	10						
LEVINSKY, ALEX	30	1	3	4	36						
BESLER, PHIL	17	1	3	4	16						
MASON, CHARLEY	13	1	3	4	0						
ROMNES, ELWYN	12	0	4	4	0						
WIEBE, ART	47	1	2	3	24						

GOALIES	GP	W	L	T	MIN	GA	SO	AVG
KARAKAS, MIKE	48	12	28	8	2,998	132	5	2.65

2015 CUP

LEADERSHIP

PLAYERS

2014-15

OPPONENTS

TRADITION

RECORDS

PLAYOFFS

HISTORY

MINORS

NHL

MEDIA

1939-40 CHICAGO BLACKHAWKS

23-19-6, 52 POINTS, 4TH NHL

2015 CUP	LEADERSHIP	PLAYERS	2014-15	OPPONENTS	TRADITION	RECORDS	PLAYOFFS	HISTORY	MINORS	NHL	MEDIA
----------	------------	---------	---------	-----------	-----------	---------	----------	---------	--------	-----	-------

GM	DATE	OPPONENT	RESULT	SCORE	RECORD
1	11/02	DETROIT	W	3-2	1-0-0
2	11/05	@ Montreal	L	2-8	1-1-0
3	11/12	NY AMERICANS	W	2-1	2-1-0
4	11/14	@ Boston	L	1-3 OT	2-2-0
5	11/16	@ NY Rangers	W	3-2	3-2-0
6	11/19	BOSTON	L	0-2	3-3-0
7	11/26	@ Detroit	W	4-2	4-3-0
8	11/30	NY RANGERS	L	2-7	4-4-0
9	12/02	@ Toronto	T	3-3 OT	4-4-1
10	12/03	TORONTO	L	1-3 OT	4-5-1
11	12/07	NY AMERICANS	W	2-1	5-5-1
12	12/10	MONTREAL	W	3-2	6-5-1
13	12/12	@ NY Americans	L	0-4	6-6-1
14	12/17	BOSTON	L	2-4	6-7-1
15	12/21	TORONTO	W	3-1	7-7-1
16	12/23	@ NY Rangers	L	1-7	7-8-1
17	12/25	@ Boston	L	3-6	7-9-1
18	12/27	@ NY Americans	L	2-4 OT	7-10-1
19	12/30	@ Toronto	L	2-4	7-11-1
20	01/01	DETROIT	W	1-0	8-11-1
21	01/04	TORONTO	W	2-1	9-11-1
22	01/07	MONTREAL	L	1-2	9-12-1
23	01/09	@ Montreal	W	2-0	10-12-1
24	01/11	@ NY Rangers	L	3-5	10-13-1
25	01/14	NY RANGERS	W	2-1	11-13-1
26	01/21	NY AMERICANS	L	1-2	11-14-1
27	01/25	BOSTON	T	2-2 OT	11-14-2
28	01/26	@ Detroit	T	1-1 OT	11-14-3
29	01/28	MONTREAL	W	8-1	12-14-3
30	01/30	@ Boston	L	0-5	12-15-3
31	02/01	@ NY Americans	L	2-5	12-16-3
32	02/03	@ Toronto	W	3-2	13-16-3
33	02/04	DETROIT	T	1-1 OT	13-16-4
34	02/08	NY AMERICANS	W	3-2	14-16-4
35	02/09	@ Detroit	W	3-0	15-16-4
36	02/11	NY RANGERS	W	3-0	16-16-4
37	02/15	@ Montreal	T	1-1 OT	16-16-5

GM	DATE	OPPONENT	RESULT	SCORE	RECORD
38	02/18	@ NY Americans	T	1-1 OT	16-16-6
39	02/22	MONTREAL	W	10-1	17-16-6
40	02/25	BOSTON	W	3-1	18-16-6
41	02/27	@ Boston	L	0-6	18-17-6
42	02/29	@ NY Rangers	W	2-1	19-17-6
43	03/05	NY RANGERS	L	1-2	19-18-6
44	03/07	@ Montreal	W	6-1	20-18-6
45	03/09	@ Toronto	L	2-5	20-19-6
46	03/10	TORONTO	W	2-1	21-19-6
47	03/15	@ Detroit	W	4-3	22-19-6
48	03/17	DETROIT	W	3-1	23-19-6



PLAYER	GP	G	A	PTS	PIM
DAHLSTROM, CARL	45	11	19	30	15
MARCH, HAROLD	47	9	14	23	49
CARSE, BILL	48	10	13	23	10
GOTTSELIG, JOHN	39	8	15	23	7
THOMS, BILL	47	9	13	22	4
ALLEN, GEORGE	47	10	12	22	26
HERGESHEIMER, PHIL	42	9	11	20	6
BENTLEY, DOUG	39	12	7	19	12
CUNNINGHAM, LES	37	6	11	17	2
DESILETS, JOFFRE	26	6	7	13	6
COOPER, JOE	44	4	7	11	59
CHAD, JOHN	22	8	3	11	11
SEIBERT, EARL	37	3	7	10	35
CARSE, BOB	22	3	5	8	11
PORTLAND, JACK	16	1	4	5	20
SMITH, DES	24	1	4	5	27
DEMARCO, SR., AB	18	0	5	5	17
WIEBE, ART	47	2	2	4	20

PLAYER	GP	G	A	PTS	PIM
MACKENZIE, BILL	19	0	1	1	14
ALLUM, BILL	1	0	0	0	0
GOODMAN, PAUL	31	0	0	0	0
KARAKAS, MIKE	17	0	0	0	0

GOALIES	GP	W	L	T	MIN	GA	SO	AVG
GOODMAN, PAUL	31	16	10	5	1,920	62	4	1.94
KARAKAS, MIKE	17	7	9	1	1,050	58	0	3.31

1940-41 CHICAGO BLACKHAWKS

16-25-7, 39 POINTS, 5TH NHL

GM	DATE	OPPONENT	RESULT	SCORE	RECORD	GM	DATE	OPPONENT	RESULT	SCORE	RECORD
1	11/07	NY AMERICANS	L	0-1	0-1-0	40	02/22	@ Montreal	L	3-7	15-19-6
2	11/07	@ Montreal	W	3-1	1-1-0	41	02/23	@ NY Rangers	L	1-4	15-20-6
3	11/12	@ Boston	W	6-5	2-1-0	42	02/27	DETROIT	W	1-0	16-20-6
4	11/14	@ NY Americans	T	2-2 OT	2-1-1	43	03/02	BOSTON	L	3-4	16-21-6
5	11/17	MONTREAL	T	4-4 OT	2-2-2	44	03/04	@ Boston	L	2-3	16-22-6
6	11/21	BOSTON	L	0-2	2-2-2	45	03/09	NY AMERICANS	T	2-2 OT	16-22-7
7	11/23	@ Toronto	W	1-0	3-2-2	46	03/13	@ Detroit	L	2-3	16-23-7
8	11/24	TORONTO	L	2-4	3-3-2	47	03/15	@ Toronto	L	1-7	16-24-7
9	11/29	@ Detroit	L	1-3	3-4-2	48	03/16	TORONTO	L	0-3	16-25-7
10	12/01	NY RANGERS	W	4-1	4-4-2						
11	12/05	DETROIT	L	1-5	4-5-2						
12	12/08	BOSTON	W	3-2 OT	5-5-2						
13	12/12	@ NY Americans	T	2-2 OT	5-5-3						
14	12/14	@ Toronto	L	1-2	5-6-3						
15	12/15	TORONTO	L	1-4	5-7-3						
16	12/19	MONTREAL	W	2-0	6-7-3						
17	12/22	NY RANGERS	W	3-1 OT	7-7-3						
18	12/25	@ NY Rangers	T	3-3 OT	7-7-4						
19	12/26	@ Montreal	L	5-7	7-8-4						
20	12/29	@ Detroit	L	1-2	7-9-4						
21	01/01	DETROIT	L	1-4	7-10-4						
22	01/05	@ Boston	T	2-2 OT	7-10-5						
23	01/07	@ NY Rangers	W	3-2	8-10-5						
24	01/09	MONTREAL	W	3-1 OT	9-10-5						
25	01/12	DETROIT	W	2-1	10-10-5						
26	01/16	@ Montreal	L	1-5	10-11-5						
27	01/19	BOSTON	T	4-4 OT	10-11-6						
28	01/23	NY AMERICANS	W	3-1	11-11-6						
29	01/26	NY RANGERS	W	4-1	12-11-6						
30	01/28	@ Boston	L	2-3	12-12-6						
31	01/30	@ NY Americans	L	4-5	12-13-6						
32	02/01	@ Toronto	L	1-3	12-14-6						
33	02/02	TORONTO	W	4-1	13-14-6						
34	02/06	@ NY Rangers	L	2-6	13-15-6						
35	02/09	NY RANGERS	L	1-2	13-16-6						
36	02/13	MONTREAL	L	5-6	13-17-6						
37	02/14	@ Detroit	L	1-2	13-18-6						
38	02/16	NY AMERICANS	W	5-4 OT	14-18-6						
39	02/20	@ NY Americans	W	4-2	15-18-6						



PLAYER	GP	G	A	PTS	PIM	PLAYER	GP	G	A	PTS	PIM
THOMS, BILL	47	13	19	32	8	PORTLAND, JACK	5	0	0	0	4
ALLEN, GEORGE	44	14	17	31	22	GOODMAN, PAUL	21	0	0	0	0
BENTLEY, DOUG	46	8	20	28	12	LOPRESTI, SAM	27	0	0	0	0
DAHLSTROM, CARL	40	11	14	25	6						
CHAD, JOHN	44	7	18	25	16						
HERGESHEIMER, PHIL	47	8	16	24	9						
CARSE, BILL	30	5	15	20	12						
SEIBERT, EARL	44	3	17	20	52						
CARSE, BOB	42	9	9	18	9						
MARCH, HAROLD	43	8	9	17	16						
BENTLEY, MAX	36	7	10	17	6						
COOPER, JOE	40	5	5	10	66						
KELLY, REGIS	21	5	3	8	7						
WIERE, ART	45	3	2	5	28						
GOTTSELIG, JOHN	5	1	4	5	5						
MARIUCCI, JOHNNY	24	0	5	5	33						
PAPIKE, JOE	9	2	2	4	2						
MACKAY, DAVE	27	3	0	3	26						

GOALIES

GOALIES	GP	W	L	T	MIN	GA	SO	AVG
GOODMAN, PAUL	21	7	10	4	1,320	55	2	2.5
LOPRESTI, SAM	27	9	15	3	1,670	84	1	3.02

1941-42 CHICAGO BLACKHAWKS

22-23-3, 47 POINTS, 4TH NHL

2015 CUP	LEADERSHIP	PLAYERS	2014-15	OPPONENTS	TRADITION	RECORDS	PLAYOFFS	HISTORY	MINORS	NHL	MEDIA
----------	------------	---------	---------	-----------	-----------	---------	----------	---------	--------	-----	-------

GM	DATE	OPPONENT	RESULT	SCORE	RECORD
1	11/06	BROOKLYN	W	1-0	1-0-0
2	11/08	@ Montreal	T	2-2 OT	1-0-1
3	11/13	@ Brooklyn	W	2-1	2-0-1
4	11/16	DETROIT	W	3-2	3-0-1
5	11/20	BOSTON	W	3-2	4-0-1
6	11/22	@ Toronto	L	0-3	4-1-1
7	11/23	TORONTO	W	3-2	5-1-1
8	11/25	@ NY Rangers	L	4-5 OT	4-2-1
9	11/27	@ Detroit	L	1-4	4-3-1
10	11/30	NY RANGERS	L	1-5	5-4-1
11	12/04	MONTREAL	W	9-2	6-4-1
12	12/07	BROOKLYN	W	5-4	7-4-1
13	12/09	@ Boston	T	2-2 OT	7-4-2
14	12/14	BOSTON	T	3-3 OT	7-4-3
15	12/18	NY RANGERS	W	5-1	8-4-3
16	12/20	@ Toronto	W	2-0	9-4-3
17	12/21	TORONTO	L	0-3	9-5-3
18	12/23	@ Brooklyn	L	3-4	9-6-3
19	12/25	@ NY Rangers	L	3-4	9-7-3
20	12/30	@ Montreal	L	3-5	9-8-3
21	01/01	DETROIT	L	0-3	9-9-3
22	01/06	@ Boston	L	2-3	9-10-3
23	01/08	MONTREAL	W	5-1	10-10-3
24	01/11	DETROIT	L	0-3	11-10-3
25	01/15	@ Brooklyn	W	7-4	12-10-3
26	01/17	@ Toronto	W	4-2	13-10-3
27	01/18	BOSTON	L	3-4	13-11-3
28	01/22	BROOKLYN	W	4-2	14-11-3
29	01/25	TORONTO	W	6-4	15-11-3
30	01/29	@ Detroit	L	0-2	15-12-3
31	02/01	MONTREAL	L	2-3	15-13-3
32	02/03	@ Boston	W	5-3 OT	16-13-3
33	02/05	@ Montreal	W	4-3	17-13-3
34	02/08	NY RANGERS	L	3-4	17-14-3
35	02/10	@ NY Rangers	W	5-2	18-14-3
36	02/12	DETROIT	W	4-2	19-14-3
37	02/15	BOSTON	W	2-0	20-14-3

GM	DATE	OPPONENT	RESULT	SCORE	RECORD
38	02/19	@ Detroit	L	1-6	20-15-3
39	02/21	@ Montreal	L	3-5	20-16-3
40	02/22	@ NY Rangers	L	2-3	20-17-3
41	02/26	MONTREAL	W	5-4	21-17-3
42	02/28	@ Toronto	L	2-8	21-18-3
43	03/01	TORONTO	L	3-4	21-19-3
44	03/05	@ Brooklyn	L	1-2	21-20-3
45	03/08	BROOKLYN	W	6-1	22-20-3
46	03/10	@ Boston	L	1-9	22-21-3
47	03/15	NY RANGERS	L	1-5	22-22-3
48	03/19	@ Detroit	L	4-6	22-23-3



PLAYER	GP	G	A	PTS	PIM
THOMS, BILL	47	15	30	45	8
MARCH, HAROLD	46	6	26	32	22
BENTLEY, MAX	38	13	17	30	2
KALETA, ALEX	47	7	21	28	24
HAMIL, RED	34	18	9	27	21
DAHLSTROM, CARL	33	13	14	27	6
CARSE, BILL	43	13	14	27	16
BENTLEY, DOUG	38	12	14	26	11
CARSE, BOB	32	7	16	23	10
SEIBERT, EARL	45	7	14	21	52
ALLEN, GEORGE	42	7	13	20	21
COOPER, JOE	46	6	14	20	58
MOSIENKO, BILL	11	6	8	14	4
HERGESHEIMER, PHIL	23	3	11	14	2
MARIUCCI, JOHNNY	46	5	8	13	44
WIERE, ART	43	2	4	6	20
JOHNSTON, GEORGE	2	2	0	2	0
TUTEN, AUDLEY	5	1	1	2	10

PLAYER	GP	G	A	PTS	PIM
STEWART, KEN	6	1	1	2	0
PAPKE, JOE	9	1	0	1	0
MITCHELL, RED	1	0	0	0	4
PURPUR, CLIFF	8	0	0	0	0
DICKIE, BILL	1	0	0	0	0
LOPRESTI, SAM	47	0	0	0	0

GOALIES	GP	W	L	T	MINS	GA	SO	AVG
DICKIE, BILL	1	1	0	0	60	3	0	3
LOPRESTI, SAM	47	21	23	3	2,860	152	3	3.19

1942-43 CHICAGO BLACKHAWKS

17-18-15, 49 POINTS, 5TH NHL

GM	DATE	OPPONENT	RESULT	SCORE	RECORD
1	11/05	BOSTON	W	5-1	1-0-0
2	11/08	@ Detroit	T	3-3 OT	1-0-1
3	11/10	@ NY Rangers	L	3-5 OT	1-1-1
4	11/12	@ Montreal	L	2-5	1-2-1
5	11/14	@ Toronto	W	4-3	2-2-1
6	11/15	TORONTO	W	5-4	3-2-1
7	11/19	DETROIT	W	6-2	4-2-1
8	11/22	MONTREAL	T	3-3	4-2-2
9	11/24	@ Boston	T	5-5	4-2-3
10	11/26	NY RANGERS	L	1-2	4-3-3
11	11/29	TORONTO	W	3-2	5-3-3
12	12/03	NY RANGERS	W	3-1	6-3-3
13	12/06	MONTREAL	W	5-2	7-3-3
14	12/08	@ Boston	L	6-9	7-4-3
15	12/10	@ Toronto	L	2-7	7-5-3
16	12/13	TORONTO	W	5-2	8-5-3
17	12/17	DETROIT	L	1-3	8-6-3
18	12/20	BOSTON	T	4-4	8-6-4
19	12/25	@ Montreal	T	2-2	8-6-5
20	12/27	@ Detroit	L	1-6	8-7-5
21	01/01	NY RANGERS	W	6-5	9-7-5
22	01/03	@ NY Rangers	T	3-3	9-7-6
23	01/10	DETROIT	W	2-1	10-7-6
24	01/12	@ Boston	L	0-3	10-8-6
25	01/14	@ Montreal	L	1-5	10-9-6
26	01/16	@ Detroit	T	1-1	10-9-7
27	01/17	DETROIT	T	2-2	10-9-8
28	01/21	MONTREAL	T	4-4	10-9-9
29	01/23	@ Toronto	L	3-5	10-10-9
30	01/24	BOSTON	W	4-3	11-10-9
31	01/28	NY RANGERS	W	10-1	12-10-9
32	01/31	TORONTO	T	3-3	12-10-10
33	02/02	@ Boston	L	3-5	12-11-10
34	02/04	@ NY Rangers	T	1-1	12-11-11
35	02/07	NY RANGERS	W	8-4	13-11-11
36	02/11	@ Montreal	L	3-5	13-12-11
37	02/13	@ Toronto	L	2-3	13-13-11
38	02/14	BOSTON	W	3-2	14-13-11
39	02/18	MONTREAL	L	4-5	14-14-11



PLAYER	GP	G	A	PTS	PIM
BENTLEY, DOUG	50	33	40	73	18
BENTLEY, MAX	47	26	44	70	2
HAMILL, RED	50	28	16	44	44
THOMS, BILL	47	15	28	43	11
MARCH, HAROLD	50	7	29	36	46
CARSE, BILL	47	10	22	32	6
SEIBERT, EARL	44	5	27	32	48
PURPUR, CLIFF	50	13	16	29	14
DAHLSTROM, CARL	38	11	13	24	10
ALLEN, GEORGE	47	10	14	24	26
JOHNSTON, GEORGE	30	10	7	17	0
TUTEN, AUDLEY	34	3	7	10	38
GOTTSSELIG, JOHN	10	2	6	8	2
WIEBE, ART	33	1	7	8	25
HERGESHEIMER, PHIL	9	1	3	4	0
BENTLEY, REG	11	1	2	3	2
MOSIENKO, BILL	2	2	0	2	0
MITCHELL, RED	42	1	1	2	47

PLAYER	GP	G	A	PTS	PIM
MATTE, JOE	12	0	2	2	8
CARBOL, LEO	6	0	1	1	4
GARDINER, BERT	50	0	0	0	0

GOALIES	GP	W	L	T	MIN	GA	SO	AVG
GARDINER, BERT	50	17	18	15	3,020	180	1	3.58

2015 CUP

LEADERSHIP

PLAYERS

2014-15

OPPONENTS

TRADITION

RECORDS

PLAYOFFS

HISTORY

MINORS

NHL

MEDIA

1943-44 CHICAGO BLACKHAWKS

22-23-5, 49 POINTS, 4TH NHL

2015 CUP
LEADERSHIP
PLAYERS
2014-15
OPPONENTS
TRADITION
RECORDS
PLAYOFFS
HISTORY
MINORS
NHL
MEDIA

GM	DATE	OPPONENT	RESULT	SCORE	RECORD
1	10/31	TORONTO	L	1-4	0-1-0
2	11/04	MONTREAL	L	3-5	0-2-0
3	11/06	@ NY Rangers	W	4-3	1-2-0
4	11/07	@ Montreal	L	1-5	1-3-0
5	11/11	BOSTON	W	6-4	2-3-0
6	11/13	@ Toronto	W	4-1	3-3-0
7	11/14	NY RANGERS	W	10-5	4-3-0
8	11/18	BOSTON	W	7-3	5-3-0
9	11/21	@ Detroit	L	2-5	5-4-0
10	11/25	DETROIT	W	4-3	6-4-0
11	11/28	BOSTON	W	5-4	7-4-0
12	11/30	@ Boston	L	5-6	7-5-0
13	12/02	@ Montreal	L	2-6	7-6-0
14	12/05	NY RANGERS	W	7-6	8-6-0
15	12/12	TORONTO	W	3-2	9-6-0
16	12/14	@ Boston	L	3-4	9-7-0
17	12/18	@ Toronto	L	4-8	9-8-0
18	12/19	TORONTO	L	2-5	9-9-0
19	12/22	DETROIT	W	7-1	10-9-0
20	12/25	@ Montreal	L	1-5	10-10-0
21	12/26	@ NY Rangers	L	6-7	10-11-0
22	01/01	MONTREAL	L	0-4	10-12-0
23	01/04	@ Boston	L	4-6	10-13-0
24	01/06	@ Toronto	L	1-6	10-14-0
25	01/09	@ Detroit	L	2-4	10-15-0
26	01/13	@ NY Rangers	W	5-2	11-15-0
27	01/16	MONTREAL	T	1-1	11-15-1
28	01/20	@ Detroit	L	3-4	11-16-1
29	01/23	TORONTO	W	5-3	12-16-1
30	01/27	NY RANGERS	W	6-4	13-16-1
31	01/29	@ Toronto	W	4-3	14-16-1
32	01/30	DETROIT	W	3-2	15-16-1
33	02/01	@ Boston	W	2-0	16-16-1
34	02/05	@ Montreal	L	1-6	16-17-1
35	02/06	@ NY Rangers	T	4-4	16-17-2
36	02/10	BOSTON	L	4-5	16-18-2
37	02/13	MONTREAL	T	2-2	16-18-3

GM	DATE	OPPONENT	RESULT	SCORE	RECORD
38	02/20	TORONTO	T	0-0	16-18-4
39	02/22	@ NY Rangers	W	8-4	17-18-4
40	02/26	@ Toronto	W	3-2	18-18-4
41	02/27	NY RANGERS	W	4-2	19-18-4
42	03/02	BOSTON	W	4-2	20-18-4
43	03/04	@ Detroit	L	2-6	20-19-4
44	03/05	DETROIT	W	6-1	21-19-4
45	03/09	MONTREAL	L	2-3	21-20-4
46	03/12	NY RANGERS	T	4-4	21-20-5
47	03/14	@ Boston	L	4-6	21-21-5
48	03/16	@ Montreal	L	2-3	21-22-5
49	03/18	@ Detroit	L	3-6	21-23-5
50	03/19	DETROIT	W	2-0	22-23-5



PLAYER	GP	G	A	PTS	PIM
BENTLEY, DOUG	50	38	39	77	22
SMITH, CLINT	50	23	49	72	4
MOSIENKO, BILL	50	32	38	70	10
DAHLSTROM, CARL	50	20	22	42	8
ALLEN, GEORGE	45	17	24	41	36
MARCH, HAROLD	48	10	27	37	16
SEIBERT, EARL	50	8	25	33	40
GOTTSSELIG, JOHN	45	8	15	23	6
PURPUR, CLIFF	40	9	10	19	13
JOHNSON, VIRGIL	48	1	8	9	23
THOMS, BILL	7	3	5	8	2
WIERE, ART	21	2	4	6	2
HEYLIGER, VIC	26	2	3	5	2
CAMPBELL, DON	17	1	3	4	8
TOUPIN, JACQUES	8	1	2	3	0
GRIGOR, GEORGE	2	1	0	1	0
COOPER, JOE	13	1	0	1	17
DYTE, JOHN	27	1	0	1	21

PLAYER	GP	G	A	PTS	PIM
BUTTREY, GORDON	10	0	0	0	0
FARRANT, WALT	1	0	0	0	0
HARMS, JOHN	1	0	0	0	0
THOMPSON, PAUL	1	0	0	0	0
KARAKAS, MIKE	26	0	0	0	0
HIGHTON, HEC	24	0	0	0	0

GOALIES	GP	W	L	T	MINS	GA	SO	AVG
KARAKAS, MIKE	26	12	9	5	1,560	79	3	3.04
HIGHTON, HEC	24	10	14	0	1,440	108	0	4.5

1944-45 CHICAGO BLACKHAWKS

13-30-7, 33 POINTS, 5TH NHL

GM	DATE	OPPONENT	RESULT	SCORE	RECORD	GM	DATE	OPPONENT	RESULT	SCORE	RECORD
1	10/29	TORONTO	L	5-11	0-1-0	40	02/21	BOSTON	W	5-0	9-25-6
2	11/01	NY RANGERS	W	8-3	1-1-0	41	02/24	@ Detroit	L	2-4	9-26-6
3	11/05	BOSTON	L	3-6	1-2-0	42	02/25	DETROIT	L	1-3	9-27-6
4	11/09	@ Montreal	L	2-9	1-3-0	43	02/27	@ Toronto	T	3-3	9-27-7
5	11/12	MONTREAL	L	2-4	1-4-0	44	03/01	@ NY Rangers	W	5-3	10-27-7
6	11/14	@ Boston	L	5-7	1-5-0	45	03/04	MONTREAL	W	6-4	11-27-7
7	11/18	@ Toronto	L	4-5	1-6-0	46	03/07	NY RANGERS	W	6-3	12-27-7
8	11/19	TORONTO	L	3-4	1-7-0	47	03/11	@ Boston	L	2-7	12-28-7
9	11/23	NY RANGERS	T	4-4	1-7-1	48	03/15	BOSTON	L	3-5	12-29-7
10	11/25	@ Detroit	L	4-7	1-8-1	49	03/17	@ Montreal	L	3-4	12-30-7
11	11/26	DETROIT	W	6-5	2-8-1	50	03/18	@ Detroit	W	5-3	13-30-7
12	11/30	BOSTON	L	2-7	2-9-1						
13	12/03	MONTREAL	L	1-2	2-10-1						
14	12/10	@ NY Rangers	T	1-1	2-10-2						
15	12/17	DETROIT	W	2-1	3-10-2						
16	12/20	NY RANGERS	L	1-3	3-11-2						
17	12/23	@ Montreal	L	1-2	3-12-2						
18	12/24	@ NY Rangers	T	3-3	3-12-3						
19	12/28	@ Boston	L	1-2	3-13-3						
20	12/30	@ Toronto	L	0-4	3-14-3						
21	12/31	@ Detroit	L	2-6	3-15-3						
22	01/01	DETROIT	L	2-4	3-16-3						
23	01/06	@ Montreal	L	1-10	3-17-3						
24	01/07	@ NY Rangers	T	0-0	3-17-4						
25	01/14	BOSTON	W	4-1	4-17-4						
26	01/17	MONTREAL	L	2-4	4-18-4						
27	01/20	@ Toronto	L	4-8	4-19-4						
28	01/21	TORONTO	W	4-0	5-19-4						
29	01/24	NY RANGERS	L	3-4	5-20-4						
30	01/27	@ Detroit	L	1-5	5-21-4						
31	01/28	DETROIT	L	2-4	5-22-4						
32	01/30	@ Boston	W	5-3	6-22-4						
33	02/01	@ Montreal	T	1-1	6-22-5						
34	02/04	TORONTO	L	3-4	6-23-5						
35	02/10	@ Toronto	W	2-1	7-23-5						
36	02/11	TORONTO	W	2-1	8-23-5						
37	02/13	@ Boston	L	2-3	8-24-5						
38	02/15	@ NY Rangers	L	2-6	8-25-5						
39	02/18	MONTREAL	T	0-0	8-25-6						



PLAYER	GP	G	A	PTS	PIM	PLAYER	GP	G	A	PTS	PIM
MOSIENKO, BILL	50	28	26	54	0	SIMON, JOHN	29	0	1	1	9
SMITH, CLINT	50	23	31	54	0	KARAKAS, MIKE	48	0	1	1	0
HORECK, PETE	50	20	16	36	44	JOHNSON, VIRGIL	2	0	1	1	2
COOPER, JOE	50	4	17	21	50	PAPIKE, JOE	2	0	1	1	2
DAHLSTROM, CARL	40	6	13	19	0	GOTTSELIG, JOHN	1	0	0	0	0
MCDONALD, BYRON	26	6	13	19	0	ZOBOROSKY, MARTY	1	0	0	0	2
GROSSO, DON	21	9	6	15	4	BRETTO, JOE	3	0	0	0	4
SEIBERT, EARL	22	7	8	15	13	STEVENSON, DOUG	2	0	0	0	0
BRAYSHAW, RUSS	43	5	9	14	14						
MARCH, HAROLD	38	5	5	10	12						
HARMES, JOHN	43	5	5	10	21						
FRASER, JAMES HARVEY	21	5	4	9	0						
PURPUR, CLIFF	21	2	7	9	11						
CHECK, LUDE	26	6	2	8	4						
THOMAS, BILL	21	2	6	8	8						
FELD, WILFRED	39	3	4	7	22						
MITCHELL, RED	40	3	4	7	16						
RAMSEY, LES	11	2	2	4	2						

GOALIES

	GP	W	L	T	MINS	GA	SO	AVG
KARAKAS, MIKE	48	12	29	7	2,880	187	4	3.9
STEVENSON, DOUG	2	1	1	0	120	7	0	3.5

1945-46 CHICAGO BLACKHAWKS

23-20-7, 53 POINTS, 3RD NHL

2015 CUP
LEADERSHIP
PLAYERS
2014-15
OPPONENTS
TRADITION
RECORDS
PLAYOFFS
HISTORY
MINORS
NHL
MEDIA

GM	DATE	OPPONENT	RESULT	SCORE	RECORD	GM	DATE	OPPONENT	RESULT	SCORE	RECORD
1	10/24	@ Boston	W	5-4	1-0-0	38	02/73	MONTREAL	L	1-5	20-14-4
2	10/27	@ Montreal	L	4-8	1-1-0	39	02/76	@ Detroit	T	3-3	20-14-5
3	10/31	NY RANGERS	W	5-1	2-1-0	40	02/77	DETROIT	T	2-2	20-14-6
4	11/04	TORONTO	W	7-4	3-1-0	41	02/20	BOSTON	W	4-3	21-14-6
5	11/08	@ NY Rangers	W	5-4	4-1-0	42	02/24	NY RANGERS	T	2-2	21-14-7
6	11/10	@ Toronto	L	2-3	4-2-0	43	03/02	@ Toronto	L	4-9	21-15-7
7	11/11	TORONTO	W	5-3	5-2-0	44	03/03	BOSTON	W	5-3	22-15-7
8	11/15	@ Detroit	L	2-5	5-3-0	45	03/06	TORONTO	L	2-5	22-16-7
9	11/18	DETROIT	L	3-5	5-4-0	46	03/10	MONTREAL	L	1-3	22-17-7
10	11/22	NY RANGERS	T	3-3	5-4-1	47	03/13	DETROIT	W	9-4	23-17-7
11	11/25	MONTREAL	W	5-1	6-4-1	48	03/14	@ Detroit	L	3-7	23-18-7
12	12/01	@ Toronto	W	8-2	7-4-1	49	03/16	@ Montreal	L	3-6	23-19-7
13	12/02	TORONTO	L	3-5	7-5-1	50	03/17	@ Boston	L	3-5	23-20-7
14	12/05	@ Boston	L	3-6	7-6-1						
15	12/09	BOSTON	W	8-3	8-6-1						
16	12/13	@ NY Rangers	W	7-4	9-6-1						
17	12/16	DETROIT	W	6-4	10-6-1						
18	12/19	MONTREAL	T	4-4	10-6-2						
19	12/22	@ Detroit	W	6-4	11-6-2						
20	12/23	DETROIT	T	4-4	11-6-3						
21	12/29	@ Montreal	W	5-4	12-6-3						
22	12/30	@ NY Rangers	L	2-3	12-7-3						
23	01/01	TORONTO	W	3-1	13-7-3						
24	01/05	@ Toronto	W	3-0	14-7-3						
25	01/06	@ Detroit	L	2-3	14-8-3						
26	01/12	@ Boston	L	3-4	14-9-3						
27	01/13	@ NY Rangers	L	2-3	14-10-3						
28	01/16	@ Montreal	W	2-1	15-10-3						
29	01/20	NY RANGERS	W	9-1	16-10-3						
30	01/23	MONTREAL	W	7-2	17-10-3						
31	01/26	@ Toronto	L	5-6	17-11-3						
32	01/27	BOSTON	W	3-1	18-11-3						
33	01/30	@ Boston	L	3-4	18-12-3						
34	02/03	BOSTON	W	3-1	19-12-3						
35	02/06	NY RANGERS	W	6-2	20-12-3						
36	02/09	@ Montreal	L	2-6	20-13-3						
37	02/10	@ NY Rangers	T	2-2	20-13-4						



PLAYER	GP	G	A	PTS	PIM	PLAYER	GP	G	A	PTS	PIM
BENTLEY, MAX	47	31	30	61	6	REISE, JR., LEO	6	0	0	0	6
SMITH, CLINT	50	26	24	50	2	KARAKAS, MIKE	48	0	0	0	5
MOSIENKO, BILL	40	18	30	48	12	STEVENSON, DOUG	2	0	0	0	0
KALETA, ALEX	49	19	27	46	17						
HORECK, PETE	50	20	21	41	34						
BENTLEY, DOUG	36	19	21	40	16						
HAMIL, RED	38	20	17	37	23						
GEE, GEORGE	35	14	15	29	12						
ALLEN, GEORGE	44	11	15	26	16						
GROSSO, DON	47	7	10	17	17						
WARES, EDDIE	45	4	11	15	34						
MARIUCCI, JOHNNY	50	3	8	11	58						
JOHNSTON, GEORGE	16	5	4	9	2						
COOPER, JOE	50	2	7	9	46						
HAMILTON, REG	48	1	7	8	31						
CHAD, JOHN	13	0	1	1	2						

GOALIES	GP	W	L	T	MIN	GA	SO	AVG
KARAKAS, MIKE	48	22	19	7	2,880	166	1	3.46
STEVENSON, DOUG	2	1	1	0	120	12	0	6

1946-47 CHICAGO BLACKHAWKS

19-37-4, 42 POINTS, 6TH NHL

GM	DATE	OPPONENT	RESULT	SCORE	RECORD	GM	DATE	OPPONENT	RESULT	SCORE	RECORD
1	10/20	@ Boston	T	2-2	0-0-1	40	02/02	BOSTON	W	3-1	13-24-3
2	10/23	@ Detroit	W	6-5	1-0-1	41	02/05	NY RANGERS	L	2-3	13-25-3
3	10/26	@ Toronto	L	1-2	1-1-1	42	02/09	BOSTON	W	6-4	14-25-3
4	10/30	TORONTO	L	2-5	1-2-1	43	02/12	MONTREAL	T	1-1	14-25-4
5	11/03	BOSTON	W	5-3	2-2-1	44	02/15	@ Detroit	L	1-5	14-26-4
6	11/06	NY RANGERS	W	6-2	3-2-1	45	02/16	DETROIT	W	3-2	15-26-4
7	11/07	@ Montreal	L	3-4	3-3-1	46	02/19	TORONTO	W	5-3	16-26-4
8	11/10	TORONTO	L	2-4	3-4-1	47	02/23	BOSTON	L	4-9	16-27-4
9	11/16	@ NY Rangers	W	6-2	4-4-1	48	02/26	@ NY Rangers	W	9-7	17-27-4
10	11/17	@ Detroit	L	2-5	4-5-1	49	02/27	@ Montreal	L	5-6	17-28-4
11	11/20	DETROIT	L	6-8	4-6-1	50	03/02	DETROIT	L	1-3	17-29-4
12	11/24	NY RANGERS	L	1-5	4-7-1	51	03/03	@ NY Rangers	W	9-4	18-29-4
13	11/27	TORONTO	W	5-2	5-7-1	52	03/05	NY RANGERS	L	1-3	18-30-4
14	11/30	@ Toronto	L	0-11	5-8-1	53	03/08	@ Toronto	L	4-12	18-31-4
15	12/01	NY RANGERS	L	1-2	5-9-1	54	03/09	MONTREAL	L	1-4	18-32-4
16	12/03	@ Montreal	L	1-4	5-10-1	55	03/12	BOSTON	L	3-8	19-33-4
17	12/04	DETROIT	T	0-0	5-10-2	56	03/15	@ Detroit	L	3-8	19-34-4
18	12/08	MONTREAL	L	3-5	5-11-2	57	03/16	DETROIT	L	6-10	19-35-4
19	12/11	@ Boston	L	1-4	5-12-2	58	03/19	@ Boston	L	3-7	18-36-4
20	12/15	TORONTO	L	3-4	5-13-2	59	03/22	@ Montreal	W	5-4	19-36-4
21	12/18	DETROIT	W	5-2	6-13-2	60	03/23	@ NY Rangers	L	3-4	19-37-4
22	12/21	@ Toronto	L	1-3	6-14-2						
23	12/22	BOSTON	W	5-1	7-14-2						
24	12/25	@ Boston	W	5-3	8-14-2						
25	12/28	@ Montreal	L	2-8	8-15-2						
26	01/01	MONTREAL	L	2-5	8-16-2						
27	01/05	@ NY Rangers	L	0-9	8-17-2						
28	01/08	@ Toronto	L	4-10	8-18-2						
29	01/09	@ Detroit	W	6-4	9-18-2						
30	01/11	@ Montreal	W	2-1	10-18-2						
31	01/12	MONTREAL	W	3-1	11-18-2						
32	01/15	@ Boston	L	3-6	11-19-2						
33	01/18	@ Boston	L	1-3	11-20-2						
34	01/19	@ NY Rangers	L	3-5	11-21-2						
35	01/22	NY RANGERS	L	2-4	11-22-2						
36	01/23	@ Detroit	L	2-8	11-23-2						
37	01/26	TORONTO	T	6-6	11-23-3						
38	01/28	MONTREAL	L	2-4	11-24-3						
39	02/01	@ Toronto	W	5-4	12-24-3						



PLAYER	GP	G	A	PTS	PIM	PLAYER	GP	G	A	PTS	PIM
BENTLEY, MAX	60	29	43	72	12	DICK, HARRY	12	0	1	1	12
BENTLEY, DOUG	52	21	34	55	18	FOWLER, TOMMY	24	0	1	1	18
MOSIENKO, BILL	59	25	27	52	2	REISE, JR., LEO	17	0	0	0	18
KALETA, ALEX	57	24	20	44	37	BIBEAULT, PAUL	41	0	0	0	2
HAMILL, RED	60	21	19	40	12	FRANCIS, EMILE	19	0	0	0	0
GEE, GEORGE	60	20	20	40	26						
BROWN, ADAM	42	11	25	36	59						
SMITH, CLINT	52	9	17	26	6						
GADSBY, BILL	48	8	10	18	31						
WARES, EDDIE	60	4	7	11	21						
MARIUCCI, JOHNNY	52	2	9	11	110						
HORECK, PETE	18	4	6	10	12						
ASHWORTH, FRANK	18	5	4	9	2						
NATRASS, RALPH	35	4	5	9	34						
JACKSON, JOHN	48	2	5	7	38						
JOHNSTON, GEORGE	10	3	1	4	0						
BLADE, HANK	18	1	3	4	2						
HAMILTON, REG	10	0	3	3	2						

GOALIES	GP	W	L	T	MIN	GA	SO	AVG
BIBEAULT, PAUL	41	13	25	3	2,460	170	1	4.15
FRANCIS, EMILE	19	6	12	1	1,340	104	0	5.47

2015 CUP

LEADERSHIP

PLAYERS

2014-15

OPPONENTS

TRADITION

RECORDS

PLAYOFFS

HISTORY

MINORS

NHL

MEDIA

1947-48 CHICAGO BLACKHAWKS

20-34-6, 46 POINTS, 6TH NHL

2015 CUP	LEADERSHIP	PLAYERS	2014-15	OPPONENTS	TRADITION	RECORDS	PLAYOFFS	HISTORY	MINORS	NHL	MEDIA
----------	------------	---------	---------	-----------	-----------	---------	----------	---------	--------	-----	-------

GM	DATE	OPPONENT	RESULT	SCORE	RECORD
1	10/15	@ Detroit	L	2-4	0-1-0
2	10/18	@ Montreal	L	2-4	0-2-0
3	10/25	@ Toronto	L	1-5	0-3-0
4	10/26	@ Boston	L	2-3	0-4-0
5	10/29	DETROIT	L	2-5	0-5-0
6	11/02	MONTREAL	L	2-4	0-6-0
7	11/05	BOSTON	L	1-2	0-7-0
8	11/09	NY RANGERS	W	8-5	1-7-0
9	11/12	@ Toronto	W	5-4	2-7-0
10	11/13	@ Montreal	L	2-5	2-8-0
11	11/15	@ NY Rangers	W	5-3	3-8-0
12	11/16	TORONTO	L	4-5	3-9-0
13	11/19	MONTREAL	T	2-2	3-9-1
14	11/22	@ Detroit	L	5-8	3-10-1
15	11/23	DETROIT	L	3-9	3-11-1
16	11/26	BOSTON	W	5-3	4-11-1
17	11/30	NY RANGERS	L	2-6	4-12-1
18	12/03	@ Boston	T	4-4	4-12-2
19	12/06	@ Toronto	L	5-12	4-13-2
20	12/07	TORONTO	L	2-3	4-14-2
21	12/10	BOSTON	W	6-5	5-14-2
22	12/13	@ Detroit	L	3-4	5-15-2
23	12/14	MONTREAL	L	3-4	5-16-2
24	12/17	DETROIT	L	1-7	5-17-2
25	12/21	TORONTO	L	1-3	5-18-2
26	12/23	NY RANGERS	W	7-1	6-18-2
27	12/25	@ Boston	W	6-1	7-18-2
28	12/27	@ Montreal	L	1-3	7-19-2
29	12/31	@ Detroit	L	0-4	7-20-2
30	01/01	DETROIT	L	1-4	7-21-2
31	01/04	@ NY Rangers	W	4-1	8-21-2
32	01/10	@ Toronto	L	4-6	8-22-2
33	01/11	BOSTON	W	4-1	9-22-2
34	01/14	@ NY Rangers	L	2-4	9-23-2
35	01/17	@ Montreal	L	1-3	9-24-2
36	01/18	@ Detroit	W	5-4	10-24-2
37	01/21	MONTREAL	W	3-1	11-24-2

GM	DATE	OPPONENT	RESULT	SCORE	RECORD
38	01/24	@ Toronto	L	1-2	11-25-2
39	01/25	TORONTO	T	4-4	11-25-3
40	01/28	NY RANGERS	L	2-3	11-26-3
41	01/31	@ Boston	W	7-4	12-26-3
42	02/01	@ NY Rangers	T	2-2	12-26-4
43	02/03	DETROIT	L	1-4	12-27-4
44	02/05	@ Montreal	W	7-2	13-27-4
45	02/08	NY RANGERS	T	2-2	13-27-5
46	02/11	@ Boston	W	3-0	14-27-5
47	02/15	MONTREAL	W	2-1	15-27-5
48	02/18	BOSTON	L	2-4	15-28-5
49	02/22	TORONTO	L	2-3	15-29-5
50	02/25	@ NY Rangers	W	7-4	16-29-5
51	02/28	@ Toronto	L	3-4	16-30-5
52	02/29	BOSTON	W	5-1	17-30-5
53	03/03	@ Boston	T	4-4	17-30-6
54	03/07	MONTREAL	W	9-3	18-30-6
55	03/09	DETROIT	W	4-1	19-30-6
56	03/10	@ Detroit	L	2-7	19-31-6
57	03/14	TORONTO	L	0-3	19-32-6
58	03/17	NY RANGERS	L	2-5	19-33-6
59	03/20	@ Montreal	L	4-7	19-34-6
60	03/21	@ NY Rangers	W	4-3	20-34-6



PLAYER	GP	G	A	PTS	PIM
BENTLEY, DOUG	60	20	37	57	16
STEWART, GAYE	54	26	29	55	74
POILE, BUD	54	23	29	52	14
CONACHER, ROY	52	22	27	49	4
GEE, GEORGE	60	14	25	39	18
BODNAR, GIJS	46	13	22	35	23
KALETA, ALEX	52	10	16	26	40
MOSENIKO, BILL	40	16	9	25	0
HAMILL, ROBERT	60	11	13	24	18
DICKENS, ERNIE	54	5	15	20	30
PRYSTAI, METRO	54	7	11	18	25
BROWN, ADAM	32	7	10	17	41
NATRASS, RALPH	60	5	12	17	79
GADSBY, BILL	60	6	10	16	66
GOLDHAM, BOB	38	2	9	11	38
BENTLEY, MAX	6	3	3	6	0
MARIUCCI, JOHNNY	51	1	4	5	63
BUTLER, DICK	7	2	0	2	0

PLAYER	GP	G	A	PTS	PIM
BLADE, HANK	6	1	0	1	0
THOMAS, CY	6	1	0	1	8
MICHALUK, ART	5	0	0	0	0
BALDWIN, DOUG	5	0	0	0	2
FRANCIS, EMILE	54	0	0	0	6
JACKSON, DOUG	6	0	0	0	0

GOALIES	GP	W	L	T	MIN	GA	SO	AVG
FRANCIS, EMILE	54	18	31	5	3,240	183	1	3.39
JACKSON, DOUG	6	2	3	1	360	42	0	7

1948-49 CHICAGO BLACKHAWKS

21-31-8, 50 POINTS, 5TH NHL

GM	DATE	OPPONENT	RESULT	SCORE	RECORD
1	10/13	@ Detroit	L	1-3	0-1-0
2	10/16	@ Montreal	L	2-8	0-2-0
3	10/20	@ Boston	L	3-8	0-3-0
4	10/23	@ Toronto	L	1-6	0-4-0
5	10/28	BOSTON	L	1-5	0-5-0
6	10/31	TORONTO	W	2-1	1-5-0
7	11/07	NY RANGERS	W	4-2	2-5-0
8	11/10	@ NY Rangers	L	3-4	2-6-0
9	11/11	@ Montreal	L	1-4	2-7-0
10	11/13	@ Toronto	W	6-3	3-7-0
11	11/14	DETROIT	L	1-3	3-8-0
12	11/17	MONTREAL	W	4-3	4-8-0
13	11/21	TORONTO	T	3-3	4-8-1
14	11/25	NY RANGERS	W	6-4	5-8-1
15	11/27	@ Detroit	W	5-3	6-8-1
16	11/28	DETROIT	L	6-9	6-9-1
17	11/30	@ NY Rangers	W	4-2	7-9-1
18	12/01	@ Boston	L	1-5	7-10-1
19	12/04	@ Toronto	W	6-4	8-10-1
20	12/05	TORONTO	L	0-2	8-11-1
21	12/08	BOSTON	W	4-3	9-11-1
22	12/11	@ Montreal	W	5-2	10-11-1
23	12/12	MONTREAL	T	4-4	10-11-2
24	12/15	DETROIT	W	5-1	11-11-2
25	12/19	BOSTON	W	7-2	12-11-2
26	12/23	NY RANGERS	L	2-3	12-12-2
27	12/25	@ Boston	L	1-2	12-13-2
28	12/26	@ NY Rangers	W	2-1	13-13-2
29	01/01	DETROIT	W	5-3	14-13-2
30	01/02	@ Detroit	L	3-5	14-14-2
31	01/05	@ NY Rangers	L	1-3	14-15-2
32	01/06	@ Montreal	L	2-7	14-16-2
33	01/08	@ Toronto	T	3-3	14-16-3
34	01/09	BOSTON	W	4-2	15-16-3
35	01/15	@ Montreal	L	1-7	15-17-3
36	01/16	@ Boston	L	1-3	15-18-3
37	01/19	@ Detroit	L	1-2	15-19-3
38	01/23	NY RANGERS	T	2-2	15-19-4
39	01/26	MONTREAL	L	2-3	15-20-4
40	01/29	@ Toronto	T	4-4	15-20-5
41	01/30	TORONTO	W	4-2	16-20-5
42	02/02	@ Detroit	L	4-6	16-21-5
43	02/03	DETROIT	L	2-4	16-22-5



PLAYER	GP	G	A	PTS	PIM
CONACHER, ROY	60	26	42	68	8
BENTLEY, DOUG	58	23	43	66	38
CONACHER, JIM	55	25	23	48	41
BODNAR, GUS	59	19	26	45	14
MOSIENKO, BILL	60	17	25	42	6
STEWART, GAYE	54	20	18	38	57
GUIDOLIN, BEP	56	4	17	21	116
BROWN, ADAM	58	8	12	20	69
PRYSTAL, METRO	59	12	7	19	19
NATTRASS, RALPH	60	4	10	14	99
GADSBY, BILL	50	3	10	13	85
HAMILL, RED	57	8	4	12	16
GOLDBAM, BOB	60	1	10	11	43
DICKENS, ERNIE	59	2	3	5	14
MCCAIG, DOUG	55	1	3	4	60
OLMSTEAD, BERT	9	0	2	2	4

PLAYER	GP	G	A	PTS	PIM
GEE, GEORGE	4	0	2	2	4
POILE, BUD	4	0	0	0	2
HENRY, JIM	60	0	0	0	0

GOALIES	GP	W	L	T	MIN	GA	SO	AVG
HENRY, JIM	60	21	31	8	3,600	211	0	3.52

2015 CUP

LEADERSHIP

PLAYERS

2014-15

OPPONENTS

TRADITION

RECORDS

PLAYOFFS

HISTORY

MINORS

NHL

MEDIA

1949-50 CHICAGO BLACKHAWKS

22-38-10, 54 POINTS, 6TH NHL

2015 CUP	LEADERSHIP	PLAYERS	2014-15	OPPONENTS	TRADITION	RECORDS	PLAYOFFS	HISTORY	MINORS	NHL	MEDIA
----------	------------	---------	---------	-----------	-----------	---------	----------	---------	--------	-----	-------

GM	DATE	OPPONENT	RESULT	SCORE	RECORD	GM	DATE	OPPONENT	RESULT	SCORE	RECORD
1	10/15	@ Montreal	L	0-4	0-1-0	44	01/26	BOSTON	W	5-1	14-22-8
2	10/15	@ Toronto	T	4-4	0-1-1	45	01/28	@ Toronto	L	1-9	14-23-8
3	10/19	@ Boston	L	4-7	0-2-1	46	01/29	TORONTO	L	0-4	14-24-8
4	10/23	@ Detroit	T	3-3	0-2-2	47	02/01	TORONTO	W	3-0	15-24-8
5	10/25	NY RANGERS	L	1-2	0-3-2	48	02/04	@ Montreal	W	6-2	16-24-8
6	10/27	DETROIT	L	1-3	0-4-2	49	02/05	MONTREAL	L	3-4	16-25-8
7	10/29	@ NY Rangers	W	2-0	1-4-2	50	02/08	@ Detroit	L	2-9	16-26-8
8	10/30	BOSTON	W	10-4	2-4-2	51	02/09	NY RANGERS	L	3-5	16-27-8
9	11/02	MONTREAL	W	4-1	3-4-2	52	02/12	TORONTO	T	1-1	16-27-9
10	11/06	TORONTO	L	2-4	3-5-2	53	02/15	DETROIT	W	3-0	17-27-9
11	11/09	@ Boston	W	3-1	4-5-2	54	02/19	BOSTON	T	4-4	17-27-10
12	11/12	@ Toronto	L	0-4	4-6-2	55	02/22	@ NY Rangers	L	0-3	17-28-10
13	11/13	MONTREAL	T	0-0	4-6-3	56	02/23	NY RANGERS	L	3-7	17-29-10
14	11/16	@ Detroit	L	1-4	4-7-3	57	02/26	DETROIT	L	1-4	17-30-10
15	11/17	BOSTON	W	8-3	5-7-3	58	03/02	MONTREAL	W	5-2	18-30-10
16	11/20	NY RANGERS	L	2-5	6-7-3	59	03/04	@ Montreal	L	1-3	18-31-10
17	11/24	DETROIT	T	3-3	5-8-4	60	03/05	@ Boston	L	4-11	18-32-10
18	11/26	@ Detroit	W	7-2	6-8-4	61	03/08	NY RANGERS	L	2-4	18-33-10
19	11/27	TORONTO	W	6-3	7-8-4	62	03/11	@ Detroit	L	1-5	18-34-10
20	12/01	BOSTON	W	5-4	8-8-4	63	03/12	DETROIT	L	2-4	18-35-10
21	12/03	@ Boston	L	3-5	8-9-4	64	03/15	TORONTO	W	4-0	19-35-10
22	12/04	@ NY Rangers	L	0-4	8-10-4	65	03/18	@ Toronto	L	1-2	19-36-10
23	12/07	@ NY Rangers	L	1-2	8-11-4	66	03/19	BOSTON	L	3-4	19-37-10
24	12/08	TORONTO	L	1-4	8-12-4	67	03/21	@ NY Rangers	W	6-3	20-37-10
25	12/10	@ Montreal	T	1-1	8-12-5	68	03/22	@ Boston	W	7-5	21-37-10
26	12/11	MONTREAL	L	0-3	8-13-5	69	03/25	@ Montreal	L	0-4	21-38-10
27	12/14	NY RANGERS	W	5-3	9-13-5	70	03/26	@ Detroit	W	5-4	22-38-10
28	12/17	@ Toronto	W	7-1	10-13-5						
29	12/18	DETROIT	L	3-5	10-14-5						
30	12/21	BOSTON	L	1-4	10-15-5						
31	12/25	@ Boston	T	4-4	10-15-6						
32	12/28	@ NY Rangers	L	2-5	10-16-6						
33	12/31	@ Montreal	L	2-3	10-17-6						
34	01/01	MONTREAL	W	5-1	11-17-6						
35	01/04	@ Toronto	T	4-4	11-17-7						
36	01/07	@ Toronto	L	2-5	11-18-7						
37	01/08	@ NY Rangers	T	1-1	11-18-8						
38	01/10	MONTREAL	L	3-7	11-19-8						
39	01/14	@ Montreal	L	0-3	11-20-8						
40	01/15	@ Boston	W	5-1	12-20-8						
41	01/18	DETROIT	L	4-5	12-21-8						
42	01/21	@ Detroit	L	3-5	12-22-8						
43	01/22	NY RANGERS	W	4-3	13-22-8						



PLAYER	GP	G	A	PTS	PIM	PLAYER	GP	G	A	PTS	PIM
CONACHER, ROY	70	25	31	56	16	STASIUK, VIC	17	1	1	2	2
BENTLEY, DOUG	64	20	33	53	28	LEIER, ED	5	0	1	1	0
PRYSTAL, METRO	65	29	22	51	31	BEDARD, JIM	5	0	0	0	2
GUIDOLIN, BEP	70	17	34	51	42	MILLER, JACK	6	0	0	0	0
OLMSTEAD, BERT	70	20	29	49	40	BRIMSEK, FRANK	70	0	0	0	2
MOSENIKO, BILL	69	18	28	46	10						
STEWART, GAYE	70	24	19	43	43						
BODNAR, GUS	70	11	28	39	6						
GADESBY, BILL	70	10	24	34	138						
CONACHER, JIM	66	13	20	33	14						
NATRASS, RALPH	68	5	11	16	96						
DICKENS, ERNIE	70	0	13	13	22						
GOLDHAM, BOB	67	2	10	12	57						
HAMILL, RED	59	6	2	8	6						
BROWN, ADAM	25	2	2	4	16						
MCCAIG, DOUG	63	0	4	4	49						

GOALIES	GP	W	L	T	MINS	GA	SO	AVG
BRIMSEK, FRANK	70	22	38	10	4,200	244	5	3.49

1950-51 CHICAGO BLACKHAWKS

13-47-10, 36 POINTS, 6TH NHL

GM	DATE	OPPONENT	RESULT	SCORE	RECORD
1	10/12	@ Montreal	T	3-3	0-0-1
2	10/14	@ Toronto	W	2-1	1-0-1
3	10/15	NY RANGERS	L	2-3	1-1-1
4	10/22	TORONTO	L	3-5	1-2-1
5	10/26	MONTREAL	W	5-1	2-2-1
6	10/28	@ Detroit	L	1-3	2-3-1
7	10/29	TORONTO	T	3-3	2-3-2
8	11/02	BOSTON	W	5-2	3-3-2
9	11/05	NY RANGERS	W	3-1	4-3-2
10	11/09	MONTREAL	W	2-1	5-3-2
11	11/11	@ Boston	W	4-2	6-3-2
12	11/12	@ NY Rangers	W	4-1	7-3-2
13	11/16	DETROIT	L	1-5	7-4-2
14	11/18	@ Montreal	L	2-3	7-5-2
15	11/19	MONTREAL	L	0-3	7-6-2
16	11/22	@ Toronto	L	2-5	7-7-2
17	11/23	BOSTON	W	4-1	8-7-2
18	11/25	@ Detroit	L	1-4	8-8-2
19	11/26	DETROIT	W	5-0	9-8-2
20	11/29	@ NY Rangers	T	1-1	9-8-3
21	12/02	@ Toronto	T	0-0	9-8-4
22	12/03	TORONTO	T	3-3	9-8-5
23	12/06	@ Boston	L	4-5	9-9-5
24	12/09	@ Montreal	W	5-0	10-9-5
25	12/10	NY RANGERS	T	3-3	10-9-6
26	12/14	TORONTO	L	1-7	10-10-6
27	12/16	@ Toronto	W	3-2	11-10-6
28	12/17	MONTREAL	L	3-7	11-11-6
29	12/19	@ Detroit	L	1-6	11-12-6
30	12/21	BOSTON	L	1-3	11-13-6
31	12/24	@ NY Rangers	L	1-6	11-14-6
32	12/25	@ Boston	L	4-7	11-15-6
33	12/27	@ Boston	T	4-4	11-15-7
34	12/30	@ Montreal	L	3-4	11-16-7
35	01/01	MONTREAL	T	3-3	11-16-8
36	01/04	@ Detroit	L	0-1	11-17-8
37	01/07	@ NY Rangers	L	2-3	11-18-8
38	01/09	BOSTON	L	4-5	11-19-8
39	01/11	@ Montreal	L	1-4	11-20-8
40	01/13	@ Toronto	T	3-3	11-20-9
41	01/14	@ Boston	L	1-5	11-21-9
42	01/17	DETROIT	L	2-4	11-22-9
43	01/18	@ Detroit	L	2-3	11-23-9

GM	DATE	OPPONENT	RESULT	SCORE	RECORD
44	01/21	MONTREAL	L	2-3	11-24-9
45	01/23	DETROIT	L	2-8	11-25-9
46	01/25	NY RANGERS	L	1-2	11-26-9
47	01/27	@ Montreal	L	2-4	11-27-9
48	01/28	TORONTO	L	3-4	11-28-9
49	02/01	BOSTON	W	5-2	12-28-9
50	02/03	@ Toronto	L	3-6	12-29-9
51	02/04	NY RANGERS	T	4-4	12-29-10
52	02/07	@ Detroit	L	3-11	12-30-10
53	02/08	DETROIT	L	3-4	12-31-10
54	02/11	TORONTO	L	3-5	12-32-10
55	02/14	@ NY Rangers	L	1-5	12-33-10
56	02/15	NY RANGERS	L	3-7	12-34-10
57	02/18	BOSTON	L	3-7	12-35-10
58	02/22	MONTREAL	W	3-2	13-35-10
59	02/25	BOSTON	L	2-3	13-36-10
60	03/01	NY RANGERS	L	1-4	13-37-10
61	03/03	@ Toronto	L	0-3	13-38-10
62	03/04	@ Boston	L	2-10	13-39-10
63	03/07	@ NY Rangers	L	1-3	13-40-10
64	03/10	@ Montreal	L	2-12	13-41-10
65	03/11	DETROIT	L	0-7	13-42-10
66	03/15	TORONTO	L	3-5	13-43-10
67	03/17	@ Detroit	L	2-8	13-44-10
68	03/18	DETROIT	L	3-4	13-45-10
69	03/21	@ Boston	L	5-6	13-46-10
70	03/25	@ NY Rangers	L	2-5	13-47-10



PLAYER	GP	G	A	PTS	PIM
CONACHER, ROY	70	26	24	50	16
BARANDO, PETE	70	18	19	37	36
CONACHER, JIM	52	10	27	37	16
MOSENIKO, BILL	65	21	15	36	18
GUDDOLIN, BEP	69	12	22	34	56
BENTLEY, DOUG	44	9	23	32	20
BROWN, ADAM	53	10	12	22	61
POWELL, RAY	31	7	15	22	2
MORRISON, DON	59	8	12	20	6
BOONAR, GUS	44	8	12	20	8
DEWSBURY, AL	67	5	14	19	79
LUNDY, PAT	61	9	9	18	9
FOGOLIN, LEE	35	3	10	13	63
BLACK, STEVE	39	4	6	10	22
GADSBY, BILL	25	3	7	10	32
DICKENS, ERNIE	70	2	8	10	20
STASIUK, VIC	20	5	3	8	6
MCCAIG, DOUG	53	2	5	7	29
FASHAWAY, GORDON	13	3	2	5	14
OLMSTEAD, BERT	15	2	1	3	0

PLAYER	GP	G	A	PTS	PIM
CORLUN, HUGH	31	0	3	3	33
LEIER, ED	11	2	0	2	2
BEDARD, JIM	17	1	1	2	6
STEWART, JACK	26	0	2	2	49
HUCUL, FRED	3	1	0	1	2
MILLER, JACK	11	0	0	0	4
SMITH, GLEN	2	0	0	0	0
HAMILL, RED	2	0	0	0	0
MICHALUK, JOHN	1	0	0	0	0
FIELDER, GUY	3	0	0	0	0
LUMLEY, HARRY	64	0	0	0	4
PELLETIER, MARCEL	6	0	0	0	2
ALMAS, RALPH	1	0	0	0	0

GOALIES	GP	W	L	T	MIN	GA	SO	AVG
LUMLEY, HARRY	64	12	41	10	3,785	246	3	3.9
PELLETIER, MARCEL	6	1	5	0	355	29	0	4.9
ALMAS, RALPH	1	0	1	0	60	5	0	5

2015 CUP	LEADERSHIP	PLAYERS	2014-15	OPPONENTS	TRADITION	RECORDS	PLAYOFFS	HISTORY	MINORS	NHL	MEDIA
----------	------------	---------	---------	-----------	-----------	---------	----------	---------	--------	-----	-------

1951-52 CHICAGO BLACKHAWKS

17-44-9, 43 POINTS, 6TH NHL

2015 CUP	LEADERSHIP	PLAYERS	2014-15	OPPONENTS	TRADITION	RECORDS	PLAYOFFS	HISTORY	MINORS	NHL	MEDIA
----------	------------	---------	---------	-----------	-----------	---------	----------	---------	--------	-----	-------

GM	DATE	OPPONENT	RESULT	SCORE	RECORD	GM	DATE	OPPONENT	RESULT	SCORE	RECORD
1	10/11	@ Montreal	L	2-4	0-1-0	44	01/24	MONTREAL	L	1-4	12-28-4
2	10/13	@ Toronto	W	3-1	1-1-0	45	01/26	@ Detroit	W	3-2	13-28-4
3	10/14	NY RANGERS	W	3-2	2-1-0	46	01/27	DETROIT	L	0-2	13-29-4
4	10/18	DETROIT	L	1-6	2-2-0	47	01/31	BOSTON	T	0-0	13-29-5
5	10/21	TORONTO	T	1-1	2-2-1	48	02/03	TORONTO	W	3-1	14-29-5
6	10/25	MONTREAL	T	2-2	2-2-2	49	02/05	@ Boston	L	0-5	14-30-5
7	10/28	BOSTON	L	0-2	2-3-2	50	02/07	NY RANGERS	L	1-3	14-31-5
8	11/01	NY RANGERS	W	4-2	3-3-2	51	02/10	MONTREAL	L	2-3	14-32-5
9	11/04	BOSTON	L	2-4	3-4-2	52	02/14	DETROIT	L	2-3	14-33-5
10	11/07	@ Toronto	L	0-1	3-5-2	53	02/16	@ Toronto	T	2-2	14-33-6
11	11/08	TORONTO	L	1-3	3-6-2	54	02/17	CHICAGO	L	2-5	14-34-6
12	11/10	@ Montreal	L	2-4	3-7-2	55	02/21	TORONTO	W	5-1	15-34-6
13	11/11	@ NY Rangers	L	2-3	3-8-2	56	02/23	@ Montreal	L	0-7	15-35-6
14	11/13	@ Boston	W	3-1	4-8-2	57	02/24	DETROIT	L	1-2	15-36-6
15	11/15	@ Detroit	L	1-3	4-9-2	58	02/28	NY RANGERS	T	2-2	15-36-7
16	11/18	TORONTO	W	1-0	5-9-2	59	03/02	MONTREAL	L	4-6	15-37-7
17	11/21	@ Toronto	L	1-5	5-10-2	60	03/05	@ Detroit	L	2-3	15-38-7
18	11/22	MONTREAL	W	5-1	6-10-2	61	03/06	NY RANGERS	L	3-5	15-39-7
19	11/24	@ Detroit	W	6-2	7-10-2	62	03/08	@ Montreal	T	4-4	15-39-8
20	11/25	DETROIT	L	2-5	7-11-2	63	03/09	@ Boston	L	2-4	15-40-8
21	11/28	@ NY Rangers	L	3-6	7-12-2	64	03/12	@ NY Rangers	L	2-10	15-41-8
22	12/01	@ Montreal	L	2-4	7-13-2	65	03/13	BOSTON	T	3-3	15-41-9
23	12/02	NY RANGERS	W	6-4	8-13-2	66	03/15	@ Detroit	L	1-6	15-42-9
24	12/04	@ Boston	L	1-3	8-14-2	67	03/16	DETROIT	L	0-4	15-43-9
25	12/08	@ Toronto	L	1-3	8-15-2	68	03/18	@ Boston	L	0-4	15-44-9
26	12/09	BOSTON	W	4-3	9-15-2	69	03/22	@ Toronto	W	3-2	16-44-9
27	12/13	MONTREAL	T	1-1	9-15-3	70	03/23	@ NY Rangers	W	7-6	17-44-9
28	12/15	@ Detroit	L	0-3	9-16-3						
29	12/16	TORONTO	W	4-3	10-16-3						
30	12/20	DETROIT	L	4-6	10-17-3						
31	12/22	@ Montreal	L	1-5	10-18-3						
32	12/23	@ NY Rangers	L	2-3	10-19-3						
33	12/25	@ Boston	W	6-2	11-19-3						
34	12/29	@ Detroit	L	1-3	11-20-3						
35	01/01	MONTREAL	L	0-3	11-21-3						
36	01/05	@ Toronto	L	1-2	11-22-3						
37	01/06	@ NY Rangers	L	2-3	11-23-3						
38	01/08	BOSTON	L	2-7	11-24-3						
39	01/12	@ Montreal	L	3-8	11-25-3						
40	01/13	@ Boston	L	4-5	11-26-3						
41	01/16	@ NY Rangers	W	6-4	12-26-3						
42	01/17	NY RANGERS	T	6-6	12-26-4						
43	01/20	TORONTO	L	1-3	12-27-4						



PLAYER	GP	G	A	PTS	PIM	PLAYER	GP	G	A	PTS	PIM
MOSENIKO, BILL	70	31	22	53	10	TAYLOR, HARRY	15	1	1	2	0
GEE, GEORGE	70	18	31	49	39	CONACHER, PETE	2	0	1	1	0
BODNAR, GUS	69	14	26	40	26	CONACHER, JIM	5	0	1	1	0
PETERS, JIM	70	15	21	36	16	QUACKENBUSH, MAX	14	0	1	1	4
MCADDEN, JIM	70	10	24	34	14	WHARRAM, KEN	1	0	0	0	0
GUIDOLIN, BEP	67	13	18	31	78	BUCHANAN, MIKE	1	0	0	0	0
BABANDON, PETE	49	11	14	25	29	PRICE, JACK	1	0	0	0	0
DEWSBURY, AL	69	7	17	24	99	POETA, TONY	1	0	0	0	0
GADSBY, BILL	59	7	15	22	87	LUMLEY, HARRY	70	0	0	0	2
HORECK, PETE	60	9	11	20	22	ROBERTS, MOE	1	0	0	0	0
FINNEY, SID	35	6	5	11	0						
WITUK, STEVE	33	3	8	11	14						
HUCUL, FRED	34	3	7	10	37						
FOGOLIN, LEE	69	0	9	9	96						
BENTLEY, DOUG	8	2	3	5	4						
RAGLAN, CLARENCE	35	0	5	5	28						
CONACHER, ROY	12	3	1	4	0						
STEWART, JACK	37	1	3	4	12						
HRYMNAK, STEVE	18	2	1	3	4						
MARTIN, CLARE	31	1	2	3	8						

GOALIES	GP	W	L	T	MIN	GA	SO	AVG
UMLEY, HARRY	70	17	44	9	4,180	241	2	3.46
ROBERTS, MOE	1	0	0	0	20	0	0	0

1952-53 CHICAGO BLACKHAWKS

27-28-15, 69 POINTS, 4TH NHL

GM	DATE	OPPONENT	RESULT	RECORD	GM	DATE	OPPONENT	RESULT	RECORD
1	10/09	@ Montreal	W 3-2	1-0-0	44	01/18	NY RANGERS	W 2-0	17-16-11
2	10/11	@ Toronto	W 6-2	2-0-0	45	01/22	@ Boston	T 3-3	17-16-12
3	10/12	NY RANGERS	W 2-0	3-0-0	46	01/24	@ Montreal	W 5-1	18-16-12
4	10/14	DETROIT	T 1-1	3-0-1	47	01/25	TORONTO	L 3-4	18-17-12
5	10/16	@ Detroit	L 0-7	3-1-1	48	01/29	DETROIT	L 2-5	18-18-12
6	10/19	TORONTO	L 2-3	3-2-1	49	01/31	@ Detroit	L 0-4	18-19-12
7	10/23	MONTREAL	T 2-2	3-2-2	50	02/01	NY RANGERS	L 0-1	18-20-12
8	10/26	BOSTON	T 1-1	3-2-3	51	02/05	@ Boston	L 1-4	18-21-12
9	10/29	@ NY Rangers	W 3-1	4-2-3	52	02/07	@ Toronto	W 4-2	19-21-12
10	11/02	NY RANGERS	W 8-3	5-2-3	53	02/08	TORONTO	W 4-2	20-21-12
11	11/02	BOSTON	W 4-1	6-2-3	54	02/12	MONTREAL	L 2-3	20-22-12
12	11/08	@ Montreal	L 4-6	6-3-3	55	02/15	DETROIT	L 1-4	20-23-12
13	11/09	@ Boston	L 1-4	6-4-3	56	02/16	@ Detroit	L 1-3	20-24-12
14	11/12	@ NY Rangers	L 2-5	6-5-3	57	02/19	NY RANGERS	L 2-4	20-25-12
15	11/13	NY RANGERS	W 6-2	7-5-3	58	02/22	BOSTON	W 2-0	21-25-12
16	11/15	@ Toronto	W 3-1	8-5-3	59	02/27	BOSTON (B)	W 3-0	22-25-12
17	11/16	MONTREAL	W 4-1	9-5-3	60	03/01	BOSTON	T 2-2	22-25-13
18	11/20	BOSTON	W 3-1	10-5-3	61	03/04	@ NY Rangers	W 4-1	23-25-13
19	11/22	@ Detroit	L 1-10	10-6-3	62	03/05	TORONTO	W 3-1	24-25-13
20	11/23	DETROIT	W 3-0	11-6-3	63	03/07	@ Montreal	L 0-1	24-26-13
21	11/27	TORONTO	T 3-3	11-6-4	64	03/08	@ Boston	L 1-2	24-27-13
22	11/29	@ Montreal	T 1-1	11-6-5	65	03/12	MONTREAL	T 2-2	24-27-14
23	11/30	NY RANGERS	T 1-1	11-6-6	66	03/14	@ Detroit	W 3-1	25-27-14
24	12/03	@ NY Rangers	W 5-3	12-6-6	67	03/15	DETROIT	T 0-0	25-27-15
25	12/04	@ Boston	L 1-5	12-7-6	68	03/18	@ Toronto	L 3-4	25-28-15
26	12/06	DETROIT (A)	L 0-2	12-8-6	69	03/21	DETROIT (C)	W 4-3	26-28-15
27	12/07	TORONTO	L 0-2	12-9-6	70	03/22	@ NY Rangers	W 3-1	27-28-15
28	12/11	MONTREAL	L 2-3	12-10-6					
29	12/13	@ Montreal	L 0-3	12-11-6	A	Postponed from Nov. 4, played in Indianapolis, Ind., on Dec. 6.			
30	12/14	@ Boston	T 2-2	12-11-7	B	Postponed from Jan. 6.			
31	12/18	BOSTON	T 3-3	12-11-8	C	Postponed from Feb. 26.			
32	12/20	@ Toronto	L 1-4	12-12-8					
33	12/21	TORONTO	W 4-2	13-12-8					
34	12/25	@ Detroit	T 3-3	13-12-9					
35	12/28	@ NY Rangers	W 6-3	14-12-9					
36	01/01	MONTREAL	T 2-2	14-12-10					
37	01/03	@ Toronto	T 1-1	14-12-11					
38	01/04	@ Detroit	L 3-5	14-13-11					
39	01/07	@ NY Rangers	W 6-4	15-13-11					
40	01/10	@ Montreal	L 2-5	15-14-11					
41	01/11	@ Boston	W 4-2	16-14-11					
42	01/14	@ Toronto	L 0-3	16-15-11					
43	01/15	MONTREAL	L 0-2	16-16-11					



PLAYER	GP	G	A	PTS	PIM	PLAYER	GP	G	A	PTS	PIM
MCFADDEN, JIM	70	23	21	44	29	RAGLAN, CLARENCE	32	1	3	4	10
PETERS, JIM	69	22	19	41	16	SCUISZTI, ENIO	14	0	2	2	0
GEE, GEORGE	67	18	21	39	99	MCBURNIEY, JIM	1	0	1	1	0
COUTURE, GERRY	70	19	18	37	22	PRICE, JACK	10	0	0	0	2
MOSIENKO, BILL	65	17	20	37	8	KRYZNOWSKI, ED	5	0	0	0	0
GARDNER, CAL	70	11	24	35	60	ROLLINS, AL	70	0	0	0	0
BODNAR, GUS	66	16	13	29	26						
MORTSON, GUS	68	5	18	23	88						
GADSBY, BILL	68	2	20	22	84						
DEWSBURY, AL	69	5	16	21	97						
HUCUL, FRED	57	5	7	12	25						
CONACHER, PETE	41	5	6	11	7						
FOGOLIN, LEE	70	2	8	10	79						
LYNN, VIC	29	0	10	10	23						
ABEL, SID	39	5	4	9	6						
BABANDO, PETE	28	5	4	9	10						
FINNEY, SID	18	4	2	6	4						
GLOVER, FRED	31	4	2	6	37						

GOALIES	GP	W	L	T	MIN	GA	SO	AVG
ROLLINS, AL	70	27	28	15	4,200	175	6	2.5

1953-54 CHICAGO BLACKHAWKS

12-51-7, 31 POINTS, 6TH NHL

2015 CUP	LEADERSHIP	PLAYERS	2014-15	OPPONENTS	TRADITION	RECORDS	PLAYOFFS	HISTORY	MINORS	NHL	MEDIA
----------	------------	---------	---------	-----------	-----------	---------	----------	---------	--------	-----	-------

GM	DATE	OPPONENT	RESULT	SCORE	RECORD	GM	DATE	OPPONENT	RESULT	SCORE	RECORD
1	10/08	@ Montreal	L	0-3	0-1-0	44	01/14	NY RANGERS	L	0-2	8-31-5
2	10/10	@ Toronto	L	2-6	0-2-0	45	01/17	TORONTO	L	1-3	8-32-5
3	10/11	NY RANGERS	L	3-5	0-3-0	46	01/21	BOSTON (A)	L	2-3	8-33-5
4	10/16	DETROIT	T	2-2	0-3-1	47	01/23	@ Montreal	L	1-5	8-34-5
5	10/17	@ Detroit	L	1-2	0-4-1	48	01/24	MONTREAL	W	8-3	9-34-5
6	10/18	TORONTO	L	1-2	0-5-1	49	01/28	@ Boston	L	2-3	9-35-5
7	10/22	MONTREAL	L	2-3	0-6-1	50	01/30	@ Detroit	L	2-4	9-36-5
8	10/25	BOSTON	L	3-4	0-7-1	51	01/31	DETROIT	L	1-5	9-37-5
9	10/28	@ NY Rangers	W	6-1	1-7-1	52	02/04	NY RANGERS	L	2-3	9-38-5
10	10/31	MONTREAL	W	1-0	2-7-1	53	02/06	@ Toronto	L	0-6	9-39-5
11	11/01	BOSTON	T	0-0	2-7-2	54	02/07	TORONTO	W	2-1	10-39-5
12	11/04	@ Toronto	L	1-3	2-8-2	55	02/11	MONTREAL	T	2-2	10-39-6
13	11/05	@ Boston	L	2-4	2-9-2	56	02/14	DETROIT	L	0-5	10-40-6
14	11/07	NY RANGERS	L	1-3	2-10-2	57	02/15	@ Detroit	L	2-3	10-41-6
15	11/08	TORONTO	L	1-2	2-11-2	58	02/19	NY RANGERS (A)	L	0-3	10-42-6
16	11/11	@ NY Rangers	L	2-3	2-12-2	59	02/21	BOSTON	L	3-4	10-43-6
17	11/12	@ Montreal	L	2-4	2-13-2	60	02/25	DETROIT (B)	L	2-3	10-44-6
18	11/14	@ Montreal	W	3-2	3-13-2	61	02/27	@ Toronto	L	2-4	10-45-6
19	11/15	MONTREAL	T	2-2	3-13-3	62	02/28	TORONTO	W	2-1	11-45-6
20	11/18	@ NY Rangers	L	1-3	3-14-3	63	03/05	NY RANGERS	T	0-0	11-45-7
21	11/20	BOSTON	L	0-2	3-15-3	64	03/07	@ Boston	L	0-6	11-46-7
22	11/22	TORONTO	L	1-5	3-16-3	65	03/10	@ NY Rangers	L	2-4	11-47-7
23	11/26	MONTREAL	L	3-6	3-17-3	66	03/11	@ Detroit	L	2-6	11-48-7
24	11/28	@ Detroit	L	0-9	3-18-3	67	03/13	@ Montreal	L	0-4	11-49-7
25	11/29	DETROIT	L	4-9	3-19-3	68	03/14	MONTREAL	L	0-6	11-50-7
26	12/02	@ NY Rangers	T	3-3	3-19-4	69	03/19	BOSTON	W	7-0	12-50-7
27	12/03	@ Boston	L	1-3	3-20-4	70	03/21	@ Boston	L	5-9	12-51-7
28	12/05	NY RANGERS	W	2-1	4-20-4						
29	12/06	@ Detroit	W	5-0	5-20-4						
30	12/10	@ Montreal	L	3-5	5-21-4						
31	12/12	@ Toronto	L	0-2	5-22-4						
32	12/13	BOSTON	T	2-2	5-22-5						
33	12/17	@ Detroit	L	1-5	5-23-5						
34	12/18	DETROIT (A)	L	1-3	5-24-5						
35	12/20	TORONTO	W	4-1	6-24-5						
36	12/25	@ Boston	L	1-4	6-25-5						
37	12/27	@ NY Rangers	W	4-1	7-25-5						
38	01/01	DETROIT	W	4-2	8-25-5						
39	01/02	@ Toronto	L	0-4	8-26-5						
40	01/06	@ NY Rangers	L	3-4	8-27-5						
41	01/09	@ Montreal	L	1-12	8-28-5						
42	01/10	@ Boston	L	3-5	8-29-5						
43	01/13	@ Toronto	L	1-2	8-30-5						

A Played in Indianapolis, Ind.
B Played in Minneapolis, Minn.



PLAYER	GP	G	A	PTS	PIM	PLAYER	GP	G	A	PTS	PIM
WILSON, LARRY	66	9	33	42	22	HUCIL, FRED	27	0	3	3	19
GADSBY, BILL	70	12	29	41	108	LYNN, VIC	11	1	0	1	2
MOSIENKO, BILL	65	15	19	34	17	FOGOLIN, LEE	68	0	1	1	95
CONACHER, PETE	70	19	9	28	23	ROLLINS, AL	66	0	0	0	20
JANKOWSKI, LOU	68	15	13	28	7	MARQUIS, JEAN	2	0	0	0	0
GEE, GEORGE	69	10	16	26	59	GELINEAU, JACK	2	0	0	0	0
BODNAR, GUS	44	6	15	21	20	MENARD, HILLARY	1	0	0	0	0
DEWSON, AL	69	6	15	21	44	WILSON, BOB	1	0	0	0	0
MORTSON, GUS	68	5	8	13	132	LANANDE, HEC	2	0	0	0	2
PETERS, JIM	46	6	4	10	21	SLEAVER, JOHN	1	0	0	0	2
MCINTYRE, JACK	23	8	3	11	4	ABEL, SID	3	0	0	0	4
COUTURE, GERRY	40	6	5	11	14	FINNEY, SID	3	0	0	0	0
PRICE, JACK	46	4	6	10	22	SASAKAMOOSE, FRED	11	0	0	0	6
TOPPAZZINI, JERRY	14	5	3	8	18						
WHARRAM, KEN	29	1	7	8	8						
ZEIDEL, LARRY	64	1	6	7	102						
MCFADDEN, JIM	19	3	3	6	6						
COSTELLO, MURRAY	40	3	2	5	6						
HILDEBRAND, IKE	7	1	4	5	4						

GOALIES	GP	W	L	T	MIN	GA	SO	AVG
ROLLINS, AL	66	12	47	7	3,960	213	5	3.23
MARQUIS, JEAN	2	0	2	0	120	11	0	5.5
GELINEAU, JOHN	2	0	2	0	120	18	0	9

1954-55 CHICAGO BLACKHAWKS

13-40-17, 43 POINTS, 6TH NHL

GM	DATE	OPPONENT	RESULT	SCORE	RECORD	GM	DATE	OPPONENT	RESULT	SCORE	RECORD
1	10/07	@ Montreal	L	2-4	0-1-0	44	01/09	@ Toronto	T	3-3	8-26-10
2	10/09	@ Toronto	T	3-3	0-1-1	45	01/22	@ Montreal	L	3-5	8-27-10
3	10/10	NY RANGERS	L	1-2	0-2-1	46	01/23	MONTREAL	L	3-5	8-28-10
4	10/15	MONTREAL	L	0-3	0-3-1	47	01/27	@ Boston	L	2-5	8-29-10
5	10/17	DETROIT	L	2-5	0-4-1	48	01/29	DETROIT (A)	T	2-2	8-29-11
6	10/23	@ Detroit	W	4-2	1-4-1	49	01/30	NY RANGERS	W	4-2	9-29-11
7	10/30	@ Montreal	L	1-5	1-5-1	50	02/02	BOSTON	L	2-3	9-30-11
8	10/31	@ NY Rangers	T	1-1	1-5-2	51	02/05	@ Toronto	T	2-2	9-30-12
9	11/04	NY RANGERS	W	3-1	2-5-2	52	02/06	TORONTO	L	2-4	9-31-12
10	11/06	@ Toronto	L	2-5	2-6-2	53	02/09	@ NY Rangers	T	2-2	9-31-13
11	11/07	TORONTO	L	1-2	2-7-2	54	02/10	@ Boston	L	2-4	9-32-13
12	11/10	@ Boston	L	3-4	2-8-2	55	02/13	DETROIT	L	1-5	9-33-13
13	11/11	@ Montreal	L	4-7	2-9-2	56	02/15	@ Detroit	L	2-3	9-34-13
14	11/13	@ NY Rangers	W	5-3	3-9-2	57	02/17	BOSTON	W	10-2	10-34-13
15	11/14	NY RANGERS	L	0-5	3-10-2	58	02/20	TORONTO	W	4-1	11-34-13
16	11/18	BOSTON	L	1-5	3-11-2	59	02/23	BOSTON (C)	T	3-3	11-34-14
17	11/20	@ Detroit	L	0-5	3-12-2	60	02/25	NY RANGERS	T	2-2	11-34-15
18	11/21	DETROIT	L	0-1	3-13-2	61	02/27	DETROIT	L	2-3	11-35-15
19	11/23	MONTREAL (A)	T	4-4	3-13-3	62	03/03	@ Detroit	L	1-6	11-36-15
20	11/25	MONTREAL	L	2-3	3-14-3	63	03/05	@ Montreal	T	4-4	11-36-16
21	11/28	TORONTO	T	1-1	3-14-4	64	03/06	MONTREAL	L	2-4	11-37-16
22	11/30	MONTREAL (B)	T	3-3	3-14-5	65	03/10	@ Boston	W	3-2	12-37-16
23	12/02	BOSTON	L	2-3	3-15-5	66	03/12	@ Detroit	L	2-3	12-38-16
24	12/05	@ Detroit	L	1-4	3-16-5	67	03/13	@ NY Rangers	L	2-5	12-39-16
25	12/08	@ NY Rangers	W	2-1	4-16-5	68	03/16	NY RANGERS (A)	T	1-1	12-39-17
26	12/09	@ Boston	L	1-2	4-17-5	69	03/19	@ Toronto	L	0-5	12-40-17
27	12/11	@ Toronto	W	2-1	5-17-5	70	03/20	@ Boston	W	4-3	13-40-17
28	12/12	DETROIT	L	3-4	5-18-5						
29	12/15	TORONTO (A)	L	3-8	5-19-5						
30	12/18	MONTREAL	L	2-4	5-20-5						
31	12/19	BOSTON	W	6-1	6-20-5						
32	12/25	@ Boston	T	3-3	6-20-6						
33	12/26	@ NY Rangers	T	4-4	6-20-7						
34	12/30	@ Montreal	L	4-7	6-21-7						
35	01/01	@ Toronto	T	2-2	6-21-8						
36	01/02	TORONTO (A)	W	3-2	7-21-8						
37	01/05	@ NY Rangers	W	3-2	8-21-8						
38	01/06	@ Montreal	L	0-6	8-22-8						
39	01/08	@ Detroit	L	0-1	8-23-8						
40	01/09	DETROIT (A)	L	2-6	8-24-8						
41	01/12	BOSTON	T	1-1	8-24-9						
42	01/14	NY RANGERS	L	2-5	8-25-9						
43	01/16	TORONTO	L	2-4	8-26-9						

A Played in St. Louis, Mo.
 B Played in Omaha, Neb.
 C Played in St. Paul, Minn.




PLAYER	GP	G	A	PTS	PIM	PLAYER	GP	G	A	PTS	PIM
SULLIVAN, RED	69	19	42	61	51	GAMBLE, DICK	14	2	0	2	6
LITZENBERGER, ED	44	16	24	40	28	TIMGREN, RAY	14	1	1	2	2
WATSON, HARRY	43	14	16	30	4	MASNIC, PAUL	11	1	0	1	8
MICKOSKI, NICK	52	10	19	29	42	FOGULIN, LEE	9	0	1	1	16
MCINTYRE, JACK	65	16	13	29	40	DEWSBURY, AL	12	0	1	1	10
MOSIENKO, BILL	64	12	15	27	24	SULLIVAN, FRANK	1	0	0	0	0
TOPPAZZINI, JERRY	70	9	18	27	59	HILDEBRAND, IKE	3	0	0	0	0
STANLEY, ALLAN	52	10	15	25	22	HASSARD, BOB	17	0	0	0	4
PRYSTAL, METRO	57	11	13	24	28	ROLLINS, AL	44	0	0	0	0
WILSON, LARRY	63	12	11	23	39	BASSEN, HENRY	21	0	0	0	0
CREIGHTON, DAVE	49	7	7	14	6	FREDERICK, RAY	5	0	0	0	0
MORTISON, GUS	65	2	11	13	133	DAVIS, LORNE	8	0	0	0	4
MCCORMACK, JOHN	63	5	7	12	8						
MARTIN, FRANK	66	4	8	12	35						
HOLLINGWORTH, GORD	70	3	9	12	135						
GADSBY, BILL	18	3	5	8	17						
CONACHER, PETE	18	2	4	6	2						
JANKOWSKI, LOU	39	3	2	5	8						

GOALIES	GP	W	L	T	MIN	GA	SO	AVG
ROLLINS, AL	44	9	27	8	2,640	150	0	3.41
BASSEN, HANK	21	4	9	8	1,260	63	0	3
FREDERICK, RAY	5	0	4	1	300	22	0	4.4

1955-56 CHICAGO BLACKHAWKS 19-39-12, 50 POINTS, 6TH NHL

2015 CUP	LEADERSHIP	PLAYERS	2014-15	OPPONENTS	TRADITION	RECORDS	PLAYOFFS	HISTORY	MINORS	NHL	MEDIA
----------	------------	---------	---------	-----------	-----------	---------	----------	---------	--------	-----	-------

GM	DATE	OPPONENT	RESULT	SCORE	RECORD	GM	DATE	OPPONENT	RESULT	SCORE	RECORD
1	10/06	@ Detroit	W	3-2	1-0-0	44	01/05	NY RANGERS	L	0-2	14-22-8
2	10/07	NY RANGERS	L	4-7	1-1-0	45	01/07	NY RANGERS (B)	T	2-2	14-22-9
3	10/09	TORONTO	W	3-1	2-1-0	46	01/20	BOSTON	L	0-3	14-23-9
4	10/15	DETROIT	L	1-4	2-2-0	47	01/22	MONTREAL	L	2-6	14-24-9
5	10/16	MONTREAL	T	2-2	2-2-1	48	01/25	@ Toronto	L	1-3	14-25-9
6	10/20	@ Detroit	T	2-2	2-2-2	49	01/27	DETROIT	L	0-7	14-26-9
7	10/22	@ Montreal	L	0-6	2-3-2	50	01/29	NY RANGERS	L	2-6	14-27-9
8	10/23	@ NY Rangers	L	4-5	2-4-2	51	02/02	@ Boston	T	2-2	14-27-10
9	10/25	BOSTON (A)	W	2-0	3-4-2	52	02/04	@ Toronto	W	4-2	15-27-10
10	10/27	@ Montreal	W	4-1	4-4-2	53	02/05	TORONTO	W	3-2	16-27-10
11	10/29	@ Toronto	L	0-2	4-5-2	54	02/07	@ Detroit	L	2-3	16-28-10
12	11/03	@ Boston	T	3-3	4-5-3	55	02/10	MONTREAL	L	1-3	16-29-10
13	11/05	DETROIT	T	3-3	4-5-4	56	02/12	TORONTO	T	1-1	16-29-11
14	11/06	NY RANGERS	L	2-4	4-6-4	57	02/15	@ NY Rangers	L	1-6	16-30-11
15	11/10	@ Detroit	T	2-2	4-6-5	58	02/17	BOSTON	L	2-4	16-31-11
16	11/11	TORONTO	W	2-0	5-6-5	59	02/19	DETROIT	W	5-3	17-31-11
17	11/13	MONTREAL	L	0-2	5-7-5	60	02/24	TORONTO	L	1-2	17-32-11
18	11/18	BOSTON	W	6-1	6-7-5	61	02/26	BOSTON	W	4-1	18-32-11
19	11/19	@ Detroit	L	1-4	6-8-5	62	03/02	MONTREAL	L	1-3	18-33-11
20	11/20	DETROIT	T	1-1	6-8-6	63	03/03	@ Montreal	L	1-3	18-34-11
21	11/24	TORONTO	W	3-2	7-8-6	64	03/04	@ NY Rangers	L	2-3	18-35-11
22	11/26	@ Toronto	L	4-7	7-9-6	65	03/08	NY RANGERS (A)	L	4-6	18-36-11
23	11/27	@ Boston	W	6-0	8-9-6	66	03/10	@ Detroit	L	0-2	18-37-11
24	11/30	@ NY Rangers	L	1-6	8-10-6	67	03/11	DETROIT	L	2-3	18-38-11
25	12/02	NY RANGERS	L	1-2	8-11-6	68	03/15	@ Montreal	L	2-5	18-39-11
26	12/04	MONTREAL	L	1-5	8-12-6	69	03/17	@ Toronto	T	1-1	18-39-12
27	12/09	BOSTON (A)	T	1-1	8-12-7	70	03/18	@ Boston	W	3-2	19-39-12
28	12/11	TORONTO	T	3-3	8-12-8	A Played in St. Louis, Mo. B Played in Omaha, Neb.					
29	12/14	@ NY Rangers	W	4-1	9-12-8						
30	12/15	@ Boston	L	1-4	9-13-8						
31	12/17	@ Montreal	L	0-5	9-14-8						
32	12/18	BOSTON	W	7-1	10-14-8						
33	12/20	MONTREAL (A)	L	1-7	10-15-8						
34	12/24	@ Toronto	L	2-5	10-16-8						
35	12/25	@ Boston	W	4-2	11-16-8						
36	12/29	@ NY Rangers	W	4-2	12-16-8						
37	12/31	@ Montreal	L	3-7	12-17-8						
38	01/01	@ Detroit	L	1-5	12-18-8						
39	01/04	@ Toronto	L	2-4	12-19-8						
40	01/07	@ Montreal	L	1-3	12-20-8						
41	01/08	@ NY Rangers	W	5-3	13-20-8						
42	01/12	@ Boston	W	5-0	14-20-8						
43	01/14	DETROIT (A)	L	1-3	14-21-8						

PLAYER	GP	G	A	PTS	PIM	PLAYER	GP	G	A	PTS	PIM
SULLIVAN, RED	63	14	26	40	58	CORCORAN, NORMAN	23	1	3	4	19
MICKOSKI, NICK	70	19	20	39	52	PRYSTAL, METRO	8	1	3	4	8
LITZENBERGER, ED	70	10	29	39	36	WHARRAM, KEN	3	0	0	0	0
WILSON, JOHN	70	24	9	33	12	WILSON, LARRY	2	0	0	0	2
CIESLA, HANK	70	8	23	31	22	SULLIVAN, FRANK	1	0	0	0	0
SKOV, GLEN	70	7	20	27	26	ROLLINS, AL	58	0	0	0	10
LALANDE, HEC	65	8	18	26	70	BASSEN, HENRY	12	0	0	0	2
WATSON, HARRY	55	11	14	25	6						
LESWICK, TONY	70	11	11	22	71						
SANDFORD, ED	57	12	9	21	56						
STANLEY, ALLAN	59	4	14	18	70						
MCINTYRE, JACK	46	10	5	15	14						
MORTISON, GUS	52	5	10	15	87						
DEWSBURY, AL	37	3	12	15	22						
MARTIN, FRANK	61	3	11	14	21						
WOIT, BEN	63	1	8	9	46						
PILOTE, PIERRE	20	3	5	8	34						
FOGOLIN, LEE	51	0	8	8	88						

GOALIES	GP	W	L	T	MINS	GA	SO	AVG
ROLLINS, AL	58	17	30	11	3,480	174	3	3
BASSEN, HANK	12	2	9	1	720	42	1	3.5

1956-57 CHICAGO BLACKHAWKS

16-39-15, 47 POINTS, 6TH NHL

GM	DATE	OPPONENT	RESULT	SCORE	RECORD	GM	DATE	OPPONENT	RESULT	SCORE	RECORD
1	10/11	@ Detroit	L	1-3	0-1-0	44	01/20	MONTREAL	W	4-2	9-28-7
2	10/12	NY RANGERS	L	0-3	0-2-0	45	01/24	@ Detroit	L	2-6	9-29-7
3	10/14	TORONTO	L	0-1	0-3-0	46	01/26	@ Montreal	T	4-4	9-29-8
4	10/18	@ Montreal	T	1-1	0-3-1	47	01/27	NY RANGERS	L	2-3	9-30-8
5	10/21	@ NY Rangers	L	1-4	0-4-1	48	01/30	@ NY Rangers	W	7-2	10-30-8
6	10/25	@ Detroit	L	1-3	0-5-1	49	01/31	@ Boston	L	0-2	10-31-8
7	10/27	@ Toronto	L	2-5	0-6-1	50	02/02	@ Toronto	T	3-3	10-31-9
8	10/30	BOSTON	W	4-0	1-6-1	51	02/03	TORONTO	W	6-3	11-31-9
9	11/01	@ Boston	L	2-5	1-7-1	52	02/07	NY RANGERS	T	4-4	11-31-10
10	11/03	@ Montreal	L	0-6	1-8-1	53	02/09	@ Detroit	L	0-3	11-32-10
11	11/04	MONTREAL	L	0-1	1-9-1	54	02/10	DETROIT	T	2-2	11-32-11
12	11/08	TORONTO	W	5-2	2-9-1	55	02/16	BOSTON	W	6-5	12-32-11
13	11/10	@ Toronto	L	1-4	2-10-1	56	02/17	MONTREAL	L	2-3	12-33-11
14	11/11	DETROIT	L	1-3	2-11-1	57	02/23	DETROIT	W	4-3	13-33-11
15	11/15	BOSTON	L	3-5	2-12-1	58	02/24	BOSTON	W	4-3	14-33-11
16	11/17	@ Toronto	W	6-3	3-12-1	59	02/27	@ NY Rangers	T	6-6	14-33-12
17	11/18	NY RANGERS	T	2-2	3-12-2	60	02/28	@ Boston	L	0-4	14-34-12
18	11/22	MONTREAL	W	5-3	4-12-2	61	03/02	@ Toronto	W	4-3	15-34-12
19	11/24	@ Detroit	L	2-3	4-13-2	62	03/03	TORONTO	T	0-0	15-34-13
20	11/25	DETROIT	T	3-3	4-13-3	63	03/07	NY RANGERS	T	2-2	15-34-14
21	11/29	BOSTON	L	0-2	4-14-3	64	03/09	@ Montreal	L	4-6	15-35-14
22	12/01	@ Montreal	L	0-7	4-15-3	65	03/10	MONTREAL	W	3-1	16-35-14
23	12/02	@ Boston	L	2-3	4-16-3	66	03/12	DETROIT	L	3-4	16-36-14
24	12/05	@ NY Rangers	T	2-2	4-16-4	67	03/14	@ Detroit	L	2-3	16-37-14
25	12/07	MONTREAL	L	1-3	4-17-4	68	03/17	@ Boston	L	2-6	16-38-14
26	12/09	TORONTO	L	1-2	4-18-4	69	03/23	@ Montreal	L	0-3	16-39-14
27	12/13	@ Boston	L	2-3	4-19-4	70	03/24	@ NY Rangers	T	4-4	16-39-15
28	12/15	@ Detroit	L	1-5	4-20-4						
29	12/16	DETROIT	W	3-1	5-20-4						
30	12/21	NY RANGERS	L	2-3	5-21-4						
31	12/23	BOSTON	W	4-1	6-21-4						
32	12/25	@ Boston	W	4-2	7-21-4						
33	12/27	@ NY Rangers	L	2-3	7-22-4						
34	12/29	@ Toronto	L	3-6	7-23-4						
35	12/30	TORONTO	W	2-0	8-23-4						
36	01/01	MONTREAL	L	2-6	8-24-4						
37	01/03	@ Montreal	T	3-3	8-24-5						
38	01/05	@ NY Rangers	L	1-4	8-25-5						
39	01/06	BOSTON	T	4-4	8-25-6						
40	01/11	NY RANGERS	L	4-7	8-26-6						
41	01/12	@ Toronto	L	3-4	8-27-6						
42	01/13	TORONTO	T	1-1	8-27-7						
43	01/19	DETROIT	L	2-3	8-28-7						



PLAYER	GP	G	A	PTS	PIM	PLAYER	GP	G	A	PTS	PIM
LITZENBERGER, ED	70	32	32	64	48	SLEAVER, JOHN	12	1	0	1	4
WILSON, JOHNNY	70	18	30	48	24	MAZUR, ED	15	0	1	1	4
SKOV, GLEN	67	14	28	42	69	ROLLINS, AL	70	0	1	1	9
MICKOSKI, NICK	70	16	20	36	24	WOIT, BEN	9	0	0	0	2
MCINTYRE, JACK	70	18	14	32	32	TOPPAZZINI, ZELLIO	7	0	0	0	0
WATSON, HARRY	70	11	19	30	9	CUSHEMAN, IAN	11	0	0	0	13
LANDE, HEC	50	11	17	28	38						
NESTERENKO, ERIC	24	8	15	23	32						
MORTSON, GUS	70	5	18	23	147						
KENNEDY, FORBES	69	8	13	21	102						
CIESLA, HANK	70	10	8	18	28						
PILOTE, PIERRE	70	3	14	17	117						
VASKO, ELMER	64	3	12	15	31						
KACHUR, ED	34	5	7	12	21						
HERGESHEIMER, WALLY	41	2	8	10	12						
MARTIN, FRANK	70	1	8	9	12						
INGRAM, RON	45	1	6	7	21						
MOSELL, KEN	25	2	4	6	10						

GOALIES

GOALIES	GP	W	L	T	MINS	GA	SO	AVG
ROLLINS, AL	70	16	39	15	4,200	225	3	3.21

2015 CUP

LEADERSHIP

PLAYERS

2014-15

OPPONENTS

TRADITION

RECORDS

PLAYOFFS

HISTORY

MINORS

NHL

MEDIA

1957-58 CHICAGO BLACKHAWKS

24-39-7, 55 POINTS, 5TH NHL

2015 CUP	LEADERSHIP	PLAYERS	2014-15	OPPONENTS	TRADITION	RECORDS	PLAYOFFS	HISTORY	MINORS	NHL	MEDIA
----------	------------	---------	---------	-----------	-----------	---------	----------	---------	--------	-----	-------

GM	DATE	OPPONENT	RESULT	SCORE	RECORD	GM	DATE	OPPONENT	RESULT	SCORE	RECORD
1	10/08	TORONTO	W	1-0	1-0-0	44	01/23	@ Boston	L	3-4	15-23-6
2	10/10	@ Montreal	L	1-5	1-1-0	45	01/25	@ Montreal	L	1-2	15-24-6
3	10/12	@ Boston	L	1-3	1-2-0	46	01/26	NY RANGERS	W	4-3	16-24-6
4	10/15	MONTREAL	T	3-3	1-2-1	47	01/29	@ Toronto	W	4-1	17-24-6
5	10/19	@ Montreal	L	1-3	1-3-1	48	02/01	@ NY Rangers	L	2-3	17-25-6
6	10/20	@ NY Rangers	L	1-6	1-4-1	49	02/02	MONTREAL	L	1-3	17-26-6
7	10/22	BOSTON	W	2-1	2-4-1	50	02/06	@ Boston	W	4-1	18-26-6
8	10/27	@ Detroit	W	3-0	3-4-1	51	02/08	@ Montreal	W	3-2	19-26-6
9	10/29	DETROIT	W	1-0	4-4-1	52	02/09	DETROIT	L	1-2	19-27-6
10	11/02	@ Toronto	T	3-3	4-4-2	53	02/14	NY RANGERS	L	1-3	19-28-6
11	11/03	NY RANGERS	L	2-3	4-5-2	54	02/16	MONTREAL	W	4-0	20-28-6
12	11/09	NY RANGERS	W	5-0	5-5-2	55	02/19	@ NY Rangers	L	2-3	20-29-6
13	11/10	TORONTO	W	3-1	6-5-2	56	02/22	@ Toronto	L	1-3	20-30-6
14	11/13	@ NY Rangers	T	2-2	6-6-3	57	02/23	BOSTON	L	0-2	20-31-6
15	11/14	@ Boston	L	2-5	6-6-3	58	02/26	@ NY Rangers	L	3-4	20-32-6
16	11/16	DETROIT	L	0-1	6-7-3	59	03/01	BOSTON	L	2-3	20-33-6
17	11/17	@ Detroit	W	3-2	7-7-3	60	03/02	TORONTO	L	5-6	20-34-6
18	11/20	@ Toronto	L	1-2	7-8-3	61	03/05	@ Toronto	L	2-5	20-35-6
19	11/22	NY RANGERS	L	2-4	7-9-3	62	03/06	@ Boston	T	4-4	20-35-7
20	11/24	BOSTON	T	2-2	7-9-4	63	03/08	DETROIT	W	4-3	21-35-7
21	11/28	MONTREAL	L	0-2	7-10-4	64	03/09	MONTREAL	L	1-4	21-36-7
22	11/30	@ Montreal	L	1-6	7-11-4	65	03/12	NY RANGERS	L	2-3	21-37-7
23	12/01	TORONTO	L	2-7	7-12-4	66	03/15	@ Montreal	L	1-4	21-38-7
24	12/04	@ NY Rangers	W	2-0	8-12-4	67	03/16	TORONTO	W	3-2	22-38-7
25	12/07	@ Boston	T	2-2	8-12-5	68	03/20	DETROIT	W	5-4	23-38-7
26	12/08	BOSTON	L	0-3	8-13-5	69	03/22	@ Detroit	W	6-4	24-38-7
27	12/14	@ Toronto	L	1-4	8-14-5	70	03/23	@ Boston	L	5-7	24-39-7
28	12/15	MONTREAL	L	0-2	8-15-5						
29	12/21	DETROIT	L	3-5	8-16-5						
30	12/22	@ Detroit	L	0-2	8-17-5						
31	12/25	@ NY Rangers	W	3-1	9-17-5						
32	12/28	BOSTON	T	0-0	9-17-6						
33	12/29	TORONTO	W	2-1	10-17-6						
34	12/31	@ Detroit	L	2-3	10-18-6						
35	01/01	DETROIT	W	4-3	11-18-6						
36	01/04	@ Toronto	W	4-2	12-18-6						
37	01/05	BOSTON	W	4-3	13-18-6						
38	01/09	@ Montreal	L	3-11	13-19-6						
39	01/11	@ Detroit	L	1-4	13-20-6						
40	01/12	MONTREAL	W	7-1	14-20-6						
41	01/16	@ Detroit	L	2-3	14-21-6						
42	01/18	NY RANGERS	L	2-3	14-22-6						
43	01/19	TORONTO	W	5-3	15-22-6						



PLAYER	GP	G	A	PTS	PIM	PLAYER	GP	G	A	PTS	PIM
LITZENBERGER, ED	70	32	30	62	63	LALANDE, HEC	22	2	2	4	10
HULL, BOBBY	70	13	34	47	62	MONTYRE, JACK	27	0	4	4	10
LINDSAY, TED	68	15	24	39	110	BARKLEY, DOUG	3	0	0	0	0
NESTERENKO, ERIC	70	20	18	38	104	WARD, DON	3	0	0	0	0
SKOV, GLEN	70	17	18	35	35	MARTIN, FRANK	3	0	0	0	10
PILOTE, PIERRE	70	6	24	30	91	HALL, GLENN	70	0	0	0	10
MURPHY, RON	69	11	17	28	32						
VASKO, ELMER	59	6	20	26	51						
REIBEL, EARL	40	4	12	16	6						
FERGUSON, LORNE	38	6	9	15	24						
DEA, BILL	34	5	8	13	4						
DINEEN, BILL	41	4	9	13	10						
MORTISON, GUS	67	3	10	13	62						
KACHUR, ED	62	5	7	12	14						
MICKOSKI, NICK	28	5	6	11	20						
THOMSON, JIM	70	4	7	11	75						
CUSHEMAN, IAN	61	2	8	10	67						
BAILEY, BOB	28	3	6	9	38						

GOALIES	GP	W	L	T	MIN	GA	SO	AVG
HALL, GLENN	70	24	39	7	4,200	202	7	2.89

1958-59 CHICAGO BLACKHAWKS

28-29-13, 69 POINTS, 3RD NHL

GM	DATE	OPPONENT	RESULT	SCORE	RECORD	GM	DATE	OPPONENT	RESULT	SCORE	RECORD
1	10/08	NY RANGERS	T	1-1	0-0-1	44	01/08	MONTREAL	T	1-1	18-16-10
2	10/11	@ Toronto	W	3-1	1-0-1	45	01/21	DETROIT	L	2-3	18-17-10
3	10/12	TORONTO	W	5-2	2-0-1	46	01/24	@ Detroit	L	0-2	18-18-10
4	10/16	@ Detroit	W	7-2	3-0-1	47	01/25	TORONTO	L	1-4	18-19-10
5	10/18	DETROIT	L	1-3	3-1-1	48	01/28	@ NY Rangers	W	3-1	19-19-10
6	10/19	BOSTON	L	1-4	3-2-1	49	01/31	@ Montreal	T	3-3	19-19-11
7	10/23	@ Montreal	L	1-9	3-3-1	50	02/01	MONTREAL	T	3-3	19-19-12
8	10/25	@ NY Rangers	L	2-6	3-4-1	51	02/05	@ Boston	W	2-1	20-19-12
9	10/28	MONTREAL	T	5-5	3-4-2	52	02/07	@ NY Rangers	W	6-3	21-19-12
10	10/30	@ Boston	L	2-5	3-5-2	53	02/08	TORONTO	W	7-2	22-19-12
11	11/01	@ Montreal	W	4-2	4-5-2	54	02/12	@ Boston	L	4-5	22-20-12
12	11/04	NY RANGERS	W	4-2	5-5-2	55	02/14	@ Toronto	L	1-5	22-21-12
13	11/08	@ Detroit	W	4-3	6-5-2	56	02/15	BOSTON	T	3-3	22-21-13
14	11/11	BOSTON	L	4-8	6-6-2	57	02/18	NY RANGERS	W	4-2	23-21-13
15	11/15	MONTREAL	L	1-3	6-7-2	58	02/21	@ Detroit	L	2-5	23-22-13
16	11/16	DETROIT	W	3-2	7-7-2	59	02/22	TORONTO	W	5-1	24-22-13
17	11/19	BOSTON	W	3-2	8-7-2	60	02/28	BOSTON	W	5-2	25-22-13
18	11/22	@ Montreal	L	1-5	8-8-2	61	03/01	DETROIT	W	3-1	26-22-13
19	11/25	TORONTO	T	3-3	8-8-3	62	03/04	@ Toronto	L	2-5	26-23-13
20	11/27	MONTREAL	L	1-2	8-9-3	63	03/07	@ NY Rangers	L	1-6	26-24-13
21	11/29	@ Toronto	W	2-1	9-9-3	64	03/08	MONTREAL	L	1-2	26-25-13
22	11/30	NY RANGERS	T	2-2	9-9-4	65	03/11	@ NY Rangers	W	5-3	27-25-13
23	12/03	@ NY Rangers	L	2-4	9-10-4	66	03/14	@ Montreal	L	4-8	27-26-13
24	12/06	DETROIT	L	3-4	9-11-4	67	03/15	DETROIT	L	1-4	27-27-13
25	12/07	@ Detroit	T	2-2	9-11-5	68	03/17	@ Detroit	L	0-2	27-28-13
26	12/10	TORONTO	T	2-2	9-11-6	69	03/21	@ Toronto	L	1-5	27-29-13
27	12/13	@ Boston	L	2-4	9-12-6	70	03/22	@ Boston	W	4-1	28-29-13
28	12/14	@ NY Rangers	T	3-3	9-12-7						
29	12/17	BOSTON	W	5-2	10-12-7						
30	12/20	@ Montreal	L	1-4	10-13-7						
31	12/21	DETROIT	W	4-2	11-13-7						
32	12/25	@ Boston	L	2-4	11-14-7						
33	12/27	@ Toronto	T	2-2	11-14-8						
34	12/28	TORONTO	W	4-3	12-14-8						
35	12/31	@ Detroit	W	4-2	13-14-8						
36	01/01	MONTREAL	T	2-2	13-14-9						
37	01/03	@ Toronto	W	2-1	14-14-9						
38	01/04	BOSTON	W	5-3	15-14-9						
39	01/07	@ NY Rangers	W	4-0	16-14-9						
40	01/08	@ Boston	W	4-2	17-14-9						
41	01/10	@ Montreal	L	0-1	17-15-9						
42	01/11	NY RANGERS	L	3-4	17-16-9						
43	01/17	NY RANGERS	W	7-1	18-16-9						



PLAYER	GP	G	A	PTS	PIM	PLAYER	GP	G	A	PTS	PIM
LITZENBERGER, ED	70	33	44	77	37	JOHNSON, NORM	7	1	0	1	8
SLOAN, TOD	59	27	35	62	79	MIKITA, STAN	3	0	1	1	4
LINDSAY, TED	70	22	36	58	184	GLOVER, HOWARD	13	0	1	1	2
HULL, BOBBY	70	18	32	50	50	HALL, GLENN	70	0	0	0	0
MURPHY, RON	59	17	30	47	52						
PILOTE, PIERRE	70	7	30	37	79						
NESTERENKO, ERIC	70	16	18	34	81						
LEWICKI, DANNY	58	8	14	22	4						
WHARRAM, KEN	66	10	9	19	14						
BALFOUR, EARL	70	10	8	18	10						
FERGUSON, LORNE	67	7	10	17	44						
VASKO, ELMER	63	6	10	16	52						
ST. LAURENT, DOLLARD	70	4	8	12	28						
ARBOUR, AL	70	2	10	12	86						
EVANS, JACK	70	1	8	9	75						
SKOV, GLEN	70	3	5	8	4						
MCKENZIE, JOHN	32	3	4	7	22						
MALONEY, PHIL	24	2	2	4	6						

GOALIES	GP	W	L	T	MIN	GA	SO	AVG
HALL, GLENN	70	28	29	13	4,200	208	1	2.97

1959-60 CHICAGO BLACKHAWKS

28-29-13, 69 POINTS, 3RD NHL

2015 CUP	LEADERSHIP	PLAYERS	2014-15	OPPONENTS	TRADITION	RECORDS	PLAYOFFS	HISTORY	MINORS	NHL	MEDIA
----------	------------	---------	---------	-----------	-----------	---------	----------	---------	--------	-----	-------

GM	DATE	OPPONENT	RESULT	SCORE	RECORD
1	10/07	NY RANGERS	W	5-2	1-0-0
2	10/10	@ Toronto	L	3-6	1-1-0
3	10/11	TORONTO	L	1-3	1-2-0
4	10/14	DETROIT	L	0-2	1-3-0
5	10/15	@ Detroit	L	1-2	1-4-0
6	10/18	BOSTON	T	2-2	1-4-1
7	10/22	@ Montreal	L	1-4	1-5-1
8	10/25	@ NY Rangers	L	1-3	1-6-1
9	10/27	MONTREAL	L	1-2	1-7-1
10	11/01	@ Detroit	L	1-2	1-8-1
11	11/03	BOSTON	L	3-6	1-9-1
12	11/07	@ Montreal	T	2-2	1-9-2
13	11/08	@ Boston	L	3-5	1-10-2
14	11/10	TORONTO	L	1-3	1-11-2
15	11/14	@ Toronto	T	3-3	1-11-3
16	11/15	DETROIT	W	5-3	2-11-3
17	11/16	@ Detroit	L	2-3	2-12-3
18	11/18	NY RANGERS	W	5-3	3-12-3
19	11/22	MONTREAL	L	1-3	3-13-3
20	11/26	TORONTO	L	3-4	3-14-3
21	11/28	NY RANGERS	W	6-2	4-14-3
22	11/29	@ NY Rangers	T	2-2	4-14-4
23	12/02	BOSTON	T	2-2	4-14-5
24	12/05	@ Montreal	T	2-2	4-14-6
25	12/06	@ Boston	W	6-3	5-14-6
26	12/09	DETROIT	L	0-2	5-15-6
27	12/12	@ Toronto	W	4-2	6-15-6
28	12/13	MONTREAL	T	4-4	6-15-7
29	12/16	BOSTON	W	4-0	7-15-7
30	12/17	@ Detroit	L	2-3	7-16-7
31	12/20	TORONTO	W	7-4	8-16-7
32	12/23	@ NY Rangers	W	3-0	9-16-7
33	12/25	@ Boston	L	1-5	9-17-7
34	12/26	@ Montreal	L	2-9	9-18-7
35	12/27	BOSTON	W	6-1	10-18-7
36	01/01	DETROIT	T	4-4	10-18-8
37	01/02	@ Toronto	W	4-2	11-18-8
38	01/03	TORONTO	L	0-4	11-19-8
39	01/06	@ NY Rangers	W	2-1	12-19-8
40	01/07	@ Boston	L	1-5	12-20-8
41	01/09	@ Montreal	L	1-2	12-21-8
42	01/10	MONTREAL	W	3-0	13-21-8
43	01/13	DETROIT	W	5-2	14-21-8

GM	DATE	OPPONENT	RESULT	SCORE	RECORD
44	01/16	@ Detroit	L	1-3	14-22-8
45	01/17	NY RANGERS	W	3-1	15-22-8
46	01/20	BOSTON	W	3-1	16-22-8
47	01/23	NY RANGERS	W	2-1	17-22-8
48	01/24	MONTREAL	L	2-3	17-23-8
49	01/27	@ Toronto	L	1-2	17-24-8
50	01/30	@ Montreal	T	2-2	17-24-9
51	01/31	TORONTO	T	3-3	17-24-10
		@ Boston	W	7-2	18-24-10
53	02/06	@ NY Rangers	W	5-1	19-24-10
54	02/07	@ Detroit	L	0-5	19-25-10
55	02/10	NY RANGERS	W	5-1	20-25-10
56	02/14	MONTREAL	W	2-0	21-25-10
57	02/17	@ NY Rangers	W	5-1	22-25-10
58	02/20	@ Toronto	L	1-3	22-26-10
59	02/21	TORONTO	W	7-5	23-26-10
60	02/27	BOSTON	L	1-3	23-27-10
61	02/28	DETROIT	W	5-2	24-27-10
62	03/03	@ Boston	W	2-0	25-27-10
63	03/05	NY RANGERS	W	5-0	26-27-10
64	03/06	MONTREAL	W	4-2	27-27-10
65	03/09	@ NY Rangers	T	1-1	27-27-11
66	03/12	@ Montreal	L	0-5	27-28-11
67	03/13	DETROIT	T	1-1	27-28-12
68	03/15	@ Detroit	W	3-2	28-28-12
69	03/19	@ Toronto	L	0-1	28-29-12
70	03/20	@ Boston	T	5-5	28-29-13



PLAYER	GP	G	A	PTS	PIM
HULL, BOBBY	70	39	42	81	68
HAY, BILL	70	18	37	55	31
PILOTE, PIERRE	70	7	38	45	100
SLOAN, TOD	70	20	20	40	54
MURPHY, RON	63	15	21	36	18
NESTERENKO, ERIC	61	13	23	36	71
BAUFORD, MURRAY	61	18	12	30	55
VASKO, ELMER	69	3	27	30	110
LITZENBERGER, ED	52	12	18	30	15
MIKITA, STAN	67	8	18	26	119
LINDSAY, TED	68	7	19	26	91
WHARRAM, KEN	59	14	11	25	16
ST. LAURENT, DOLLARD	68	4	13	17	60
MALONEY, PHIL	21	6	4	10	0
BAUFORD, EARL	70	3	5	8	16
SKOV, GLEN	69	3	4	7	16
ARBOUR, AL	57	1	5	6	66
EVANS, JACK	68	0	4	4	60

PLAYER	GP	G	A	PTS	PIM
HALL, GLENN	70	0	1	1	2
BARKLEY, DOUG	3	0	0	0	2

GOALIES	GP	W	L	T	MIN	GA	SO	AVG
HALL, GLENN	70	28	29	13	4,200	180	6	2.57

1960-61 CHICAGO BLACKHAWKS

29-24-17, 75 POINTS, 3RD NHL

GM	DATE	OPPONENT	RESULT	SCORE	RECORD	GM	DATE	OPPONENT	RESULT	SCORE	RECORD
1	10/05	DETROIT	T	1-1	0-0-1	44	01/08	MONTREAL	L	0-4	18-17-9
2	10/06	@ Detroit	W	4-2	1-0-1	45	01/21	NY RANGERS	W	5-3	19-17-9
3	10/09	NY RANGERS	W	3-2	2-0-1	46	01/22	BOSTON	W	8-3	20-17-9
4	10/12	TORONTO	W	3-0	3-0-1	47	01/26	@ Detroit	T	2-2	20-17-10
5	10/16	BOSTON	W	5-2	4-0-1	48	01/28	@ Toronto	L	1-2	20-18-10
6	10/19	@ NY Rangers	L	0-2	4-1-1	49	01/29	MONTREAL	T	1-1	20-18-11
7	10/22	@ Montreal	W	4-2	5-1-1	50	02/01	@ NY Rangers	L	1-3	20-19-11
8	10/23	@ Boston	T	2-2	5-1-2	51	02/02	@ Boston	T	2-2	20-19-12
9	10/25	MONTREAL	W	8-4	6-1-2	52	02/04	@ Montreal	W	4-1	21-19-12
10	10/29	@ Toronto	L	4-8	6-2-2	53	02/05	TORONTO	T	1-1	21-19-13
11	10/30	@ Detroit	L	1-2	6-3-2	54	02/08	DETROIT	W	5-2	22-19-13
12	11/02	NY RANGERS	T	4-4	6-3-3	55	02/12	MONTREAL	W	3-1	23-19-13
13	11/05	@ Montreal	T	4-4	6-3-4	56	02/15	NY RANGERS	W	5-2	24-19-13
14	11/06	@ Boston	L	0-4	6-4-4	57	02/18	@ Toronto	L	2-5	24-20-13
15	11/09	TORONTO	W	2-0	7-4-4	58	02/19	BOSTON	T	2-2	24-20-14
16	11/12	@ Toronto	L	1-7	7-5-4	59	02/22	@ NY Rangers	L	2-4	24-21-14
17	11/13	DETROIT	W	7-1	8-5-4	60	02/25	@ Montreal	T	1-1	24-21-15
18	11/15	@ Detroit	L	2-3	8-6-4	61	02/26	BOSTON	W	7-2	25-21-15
19	11/17	BOSTON	W	4-2	9-6-4	62	02/28	@ Detroit	L	1-3	25-22-15
20	11/20	MONTREAL	T	1-1	9-6-5	63	03/02	NY RANGERS	W	7-1	26-22-15
21	11/24	TORONTO	W	2-1	10-6-5	64	03/05	TORONTO	W	3-1	27-22-15
22	11/26	@ Montreal	L	2-4	10-7-5	65	03/08	@ NY Rangers	W	4-3	28-22-15
23	11/27	@ NY Rangers	T	3-3	10-7-6	66	03/11	@ Toronto	T	2-2	28-22-16
24	11/30	BOSTON	T	2-2	10-7-7	67	03/12	MONTREAL	L	2-6	28-23-16
25	12/04	MONTREAL	L	5-7	10-8-7	68	03/15	DETROIT	T	2-2	28-23-17
26	12/08	@ Boston	L	1-5	10-9-7	69	03/18	@ Montreal	W	4-1	29-23-17
27	12/10	@ Toronto	L	2-5	10-10-7	70	03/19	@ Boston	L	3-4	29-24-17
28	12/11	TORONTO	L	1-6	10-11-7						
29	12/14	NY RANGERS	W	4-0	11-11-7						
30	12/18	DETROIT	L	2-3	11-12-7						
31	12/21	@ NY Rangers	T	2-2	11-12-8						
32	12/22	@ Boston	L	2-4	11-13-8						
33	12/24	@ Montreal	L	1-3	11-14-8						
34	12/25	@ Detroit	W	3-0	12-14-8						
35	12/28	BOSTON	W	4-3	13-14-8						
36	12/31	@ Detroit	W	3-0	14-14-8						
37	01/01	DETROIT	W	3-0	15-14-8						
38	01/04	@ NY Rangers	W	3-2	16-14-8						
39	01/05	@ Boston	W	4-3	17-14-8						
40	01/08	TORONTO	W	5-1	18-14-8						
41	01/11	DETROIT	T	2-2	18-14-9						
42	01/14	@ Toronto	L	1-4	18-15-9						
43	01/15	NY RANGERS	L	1-3	18-16-9						



PLAYER	GP	G	A	PTS	PIM	PLAYER	GP	G	A	PTS	PIM
HAY, BILL	69	11	48	59	45	ARBOUR, AL	53	3	2	5	40
HULL, BOBBY	67	31	25	56	45	HALL, GLENN	70	0	1	1	0
MIKITA, STAN	66	19	34	53	100	HICKS, WAYNE	1	0	0	0	0
BALFOUR, MURRAY	70	21	27	48	123						
WHARRAM, KEN	64	16	29	45	12						
MURPHY, RON	70	21	19	40	30						
NESTERENKO, ERIC	68	19	19	38	125						
PILOTE, PIERRE	70	6	29	35	165						
SLOAN, TOD	67	11	23	34	48						
MCDONALD, AB	61	17	16	33	22						
LITZENBERGER, ED	62	10	22	32	14						
VASKO, ELMER	63	4	18	22	40						
ST. LAURENT, DOLLARD	67	2	17	19	58						
FLEMING, REG	66	4	4	8	145						
EVANS, JACK	69	0	8	8	58						
BALFOUR, EARL	68	3	3	6	4						

GOALIES	GP	W	L	T	MIN	GA	SO	AVG
HALL, GLENN	70	29	24	17	4,200	180	6	2.57

1961-62 CHICAGO BLACKHAWKS

31-26-13, 75 POINTS, 3RD NHL

2015 CUP	LEADERSHIP	PLAYERS	2014-15	OPPONENTS	TRADITION	RECORDS	PLAYOFFS	HISTORY	MINORS	NHL	MEDIA
----------	------------	---------	---------	-----------	-----------	---------	----------	---------	--------	-----	-------

GM	DATE	OPPONENT	RESULT	SCORE	RECORD	GM	DATE	OPPONENT	RESULT	SCORE	RECORD
1	10/14	@ Detroit	T	3-3	0-0-1	44	01/21	NY RANGERS	W	3-1	15-16-13
2	10/15	DETROIT	T	2-2	0-0-2	45	01/24	TORONTO	W	2-1	16-16-13
3	10/17	BOSTON	W	5-3	1-0-2	46	01/27	@ Boston	L	3-5	16-17-13
4	10/19	NY RANGERS	L	2-4	1-1-2	47	01/28	@ NY Rangers	W	3-0	17-17-13
5	10/21	@ Toronto	T	1-1	1-1-3	48	01/31	DETROIT	W	4-1	18-17-13
6	10/22	MONTREAL	L	2-3	1-2-3	49	02/01	@ Detroit	W	7-4	19-17-13
7	10/25	@ NY Rangers	T	1-1	1-2-4	50	02/03	BOSTON	W	6-3	20-17-13
8	10/26	@ Montreal	L	1-7	1-3-4	51	02/04	TORONTO	W	2-1	21-17-13
9	10/29	@ Boston	T	2-2	1-3-5	52	02/08	@ Boston	W	6-2	22-17-13
10	10/31	NY RANGERS	L	2-4	1-4-5	53	02/10	@ NY Rangers	L	1-2	22-18-13
11	11/04	@ Toronto	L	1-2	1-5-5	54	02/11	MONTREAL	L	3-4	22-19-13
12	11/05	@ Boston	W	4-3	2-5-5	55	02/14	NY RANGERS	W	4-3	23-19-13
13	11/07	TORONTO	W	6-0	3-5-5	56	02/17	@ Montreal	L	2-6	23-20-13
14	11/11	@ Montreal	L	1-2	3-6-5	57	02/18	BOSTON	W	6-0	24-20-13
15	11/12	@ NY Rangers	L	1-4	3-7-5	58	02/21	DETROIT	W	6-4	25-20-13
16	11/15	DETROIT	W	2-0	4-7-5	59	02/24	@ Detroit	W	6-1	26-20-13
17	11/19	MONTREAL	T	3-3	4-7-6	60	02/25	BOSTON	W	8-0	27-20-13
18	11/23	TORONTO	L	2-5	4-8-6	61	02/28	@ Toronto	L	2-4	27-21-13
19	11/26	DETROIT	W	4-1	5-8-6	62	03/01	@ Boston	W	5-4	28-21-13
20	11/29	BOSTON	W	7-4	6-8-6	63	03/04	MONTREAL	W	5-2	29-21-13
21	12/02	@ Toronto	L	4-6	6-9-6	64	03/11	TORONTO	L	2-3	29-22-13
22	12/03	MONTREAL	L	0-1	6-10-6	65	03/15	@ Montreal	L	5-6	29-23-13
23	12/06	@ NY Rangers	W	8-3	7-10-6	66	03/17	@ Toronto	W	3-1	30-23-13
24	12/07	@ Boston	W	5-2	8-10-6	67	03/18	@ Detroit	L	1-4	30-24-13
25	12/09	@ Detroit	L	0-3	8-11-6	68	03/20	DETROIT	W	3-0	31-24-13
26	12/10	DETROIT	L	2-3	8-12-6	69	03/24	@ Montreal	L	3-5	31-25-13
27	12/13	BOSTON	T	2-2	8-12-7	70	03/25	@ NY Rangers	L	1-4	31-26-13
28	12/17	NY RANGERS	W	3-1	9-12-7						
29	12/21	@ Montreal	W	4-3	10-12-7						
30	12/23	@ NY Rangers	L	3-7	10-13-7						
31	12/25	TORONTO	T	3-3	10-13-8						
32	12/27	@ Toronto	T	0-0	10-13-9						
33	12/28	@ Detroit	T	2-2	10-13-10						
34	12/30	@ Montreal	T	4-4	10-13-11						
35	01/01	MONTREAL	W	2-0	11-13-11						
36	01/03	NY RANGERS	W	2-1	12-13-11						
37	01/04	@ Detroit	T	1-1	12-13-12						
38	01/06	@ Toronto	L	3-6	12-14-12						
39	01/07	BOSTON	L	0-2	12-15-12						
40	01/11	@ Boston	W	6-0	13-15-12						
41	01/13	NY RANGERS	W	4-2	14-15-12						
42	01/14	TORONTO	T	2-2	14-15-13						
43	01/17	MONTREAL	L	3-7	14-16-13						



PLAYER	GP	G	A	PTS	PIM	PLAYER	GP	G	A	PTS	PIM
HULL, BOBBY	70	50	34	84	35	HALL, MURRAY	2	0	0	0	0
MIKITA, STAN	70	25	52	77	97	HALL, GLENN	70	0	0	0	12
HAY, BILL	60	11	52	63	34						
HORVATH, BRONCO	68	17	29	46	21						
PILOTE, PIERRE	59	7	35	42	97						
MCDONALD, AB	65	22	18	40	8						
WHARRAM, KEN	62	14	23	37	24						
BAIFOUR, MURRAY	49	15	15	30	72						
NESTERENKO, ERIC	68	15	14	29	97						
MURPHY, RON	60	12	16	28	41						
VASKO, ELMER	64	2	22	24	87						
MELNYK, GERRY	63	5	16	21	6						
EVANS, JACK	70	3	14	17	80						
FLEMING, REG	70	7	9	16	71						
ST. LAURENT, DOLLARD	64	0	13	13	44						
TURNER, BOB	69	8	2	10	52						
MAKI, CHICO	16	4	6	10	2						
HILLMAN, WAYNE	19	0	2	2	14						

GOALIES	GP	W	L	T	MIN	GA	SO	AVG
HALL, GLENN	70	31	26	13	4,200	186	9	2.66

1962-63 CHICAGO BLACKHAWKS

32-21-17, 81 POINTS, 2ND NHL

GM	DATE	OPPONENT	RESULT	SCORE	RECORD	GM	DATE	OPPONENT	RESULT	SCORE	RECORD
1	10/10	TORONTO	L	1-3	0-1-0	44	01/09	@ Toronto	W	4-1	21-15-10
2	10/13	DETROIT	T	0-0	0-1-1	45	01/20	NY RANGERS	W	6-2	22-15-10
3	10/14	@ Boston	T	2-2	0-1-2	46	01/23	@ NY Rangers	T	3-3	22-15-11
4	10/17	@ NY Rangers	W	5-1	1-1-2	47	01/26	@ Detroit	W	3-0	23-15-11
5	10/20	@ Toronto	L	1-3	1-2-2	48	01/27	MONTREAL	L	1-3	23-14-11
6	10/21	@ Detroit	L	1-3	1-3-2	49	01/31	@ Boston	W	9-2	24-14-11
7	10/23	MONTREAL	T	4-4	1-3-3	50	02/02	@ Montreal	T	3-3	24-14-12
8	10/27	@ Montreal	W	3-2	2-3-3	51	02/03	TORONTO	W	3-1	25-14-12
9	10/28	@ NY Rangers	W	5-3	3-3-3	52	02/06	DETROIT	T	3-3	25-14-13
10	10/30	NY RANGERS	W	5-3	4-3-3	53	02/09	@ NY Rangers	T	3-3	25-14-14
11	11/01	@ Boston	W	4-2	5-3-3	54	02/10	NY RANGERS	W	4-2	26-14-14
12	11/04	@ Detroit	L	1-3	5-4-3	55	02/16	@ Montreal	L	2-4	26-15-14
13	11/07	BOSTON	T	3-3	5-4-4	56	02/17	BOSTON	W	3-1	27-15-14
14	11/10	@ Montreal	W	3-1	6-4-4	57	02/21	@ Detroit	W	5-3	28-15-14
15	11/11	TORONTO	L	3-5	6-5-4	58	02/23	DETROIT	W	3-2	29-15-14
16	11/14	DETROIT	W	4-2	7-5-4	59	02/24	BOSTON	W	4-3	30-15-14
17	11/17	@ NY Rangers	W	4-3	8-5-4	60	02/27	@ Toronto	L	3-6	30-16-14
18	11/18	MONTREAL	T	1-1	8-5-5	61	02/28	NY RANGERS	L	1-6	30-17-14
19	11/22	TORONTO	W	1-0	9-5-5	62	03/03	MONTREAL	T	2-2	30-17-15
20	11/24	DETROIT	T	1-1	9-5-6	63	03/06	@ NY Rangers	L	2-5	30-18-15
21	11/25	@ Detroit	L	2-3	9-6-6	64	03/10	TORONTO	T	1-1	30-18-16
22	11/29	@ Boston	W	5-0	10-6-6	65	03/14	@ Boston	W	2-0	31-18-16
23	12/01	@ Montreal	L	1-2	10-7-6	66	03/16	@ Toronto	L	0-3	31-19-16
24	12/02	NY RANGERS	W	5-1	11-7-6	67	03/17	@ Detroit	L	2-4	31-20-16
25	12/05	BOSTON	W	5-4	12-7-6	68	03/19	DETROIT	L	1-5	31-21-16
26	12/08	@ Toronto	T	1-1	12-7-7	69	03/23	@ Montreal	T	4-4	31-21-17
27	12/09	MONTREAL	W	2-1	13-7-7	70	03/24	@ Boston	W	4-3	32-21-17
28	12/12	NY RANGERS	W	4-3	14-7-7						
29	12/15	@ Detroit	L	1-3	14-8-7						
30	12/16	TORONTO	L	2-6	14-9-7						
31	12/19	BOSTON	W	3-2	15-9-7						
32	12/22	@ Montreal	T	1-1	15-9-8						
33	12/23	@ NY Rangers	W	3-1	16-9-8						
34	12/25	MONTREAL	L	0-6	16-10-8						
35	12/29	@ Toronto	T	1-1	16-10-9						
36	12/30	BOSTON	W	4-2	17-10-9						
37	01/01	DETROIT	W	4-2	18-10-9						
38	01/06	TORONTO	L	1-5	18-11-9						
39	01/09	@ Toronto	W	3-1	19-11-9						
40	01/10	@ Boston	L	4-5	19-12-9						
41	01/12	NY RANGERS	W	3-1	20-12-9						
42	01/13	MONTREAL	T	2-2	20-12-10						
43	01/16	BOSTON	L	4-5	20-13-10						



PLAYER	GP	G	A	PTS	PIM	PLAYER	GP	G	A	PTS	PIM
MIKITA, STAN	65	31	45	76	69	HALL, GLENN	66	0	0	0	0
HULL, BOBBY	65	31	31	62	27	DEJORDY, DENIS	5	0	0	0	0
MCDONALD, AB	69	20	41	61	12						
HAY, BILL	64	12	33	45	36						
WHARRAM, KEN	55	20	18	38	17						
MURPHY, RON	68	18	16	34	28						
BAUFOR, MURRAY	65	10	23	33	75						
LUNDE, LEN	60	6	22	28	30						
NESTERENKO, ERIC	67	12	15	27	103						
PILOTE, PIERRE	59	8	18	26	57						
MAKI, CHICO	65	7	17	24	35						
MACNEIL, AL	70	2	19	21	100						
FLEMING, REG	64	7	7	14	99						
VASKO, ELMER	64	4	9	13	70						
HILLMAN, WAYNE	67	3	5	8	74						
EVANS, JACK	68	0	8	8	46						
TURNER, BOB	70	3	3	6	20						
ERICKSON, AUTRY	3	0	0	0	8						

GOALIES	GP	W	L	T	MIN	GA	SO	AVG
HALL, GLENN	66	30	20	15	3,910	166	5	2.55
DEJORDY, DENIS	5	2	1	2	290	12	0	2.48

1963-64 CHICAGO BLACKHAWKS

36-22-12, 84 POINTS, 2ND NHL

2015 CUP	LEADERSHIP	PLAYERS	2014-15	OPPONENTS	TRADITION	RECORDS	PLAYOFFS	HISTORY	MINORS	NHL	MEDIA
----------	------------	---------	---------	-----------	-----------	---------	----------	---------	--------	-----	-------

GM	DATE	OPPONENT	RESULT	SCORE	RECORD	GM	DATE	OPPONENT	RESULT	SCORE	RECORD
1	10/09	NY RANGERS	W	3-1	1-0-0	44	01/09	TORONTO	L	0-2	23-14-7
2	10/10	@ Detroit	L	3-5	1-1-0	45	01/23	@ Boston	W	3-1	24-14-7
3	10/13	TORONTO	W	4-2	2-1-0	46	01/25	@ Detroit	L	3-5	24-15-7
4	10/16	BOSTON	W	5-2	3-1-0	47	01/26	MONTREAL	T	2-2	24-15-8
5	10/20	MONTREAL	W	5-3	4-1-0	48	01/29	DETROIT	T	2-2	24-15-9
6	10/24	@ Detroit	T	2-2	4-1-1	49	02/01	@ NY Rangers	T	2-2	24-15-10
7	10/26	@ Montreal	T	1-1	4-1-2	50	02/02	@ Boston	W	5-2	25-15-10
8	10/27	@ NY Rangers	W	4-1	5-1-2	51	02/05	DETROIT	W	4-2	26-15-10
9	10/29	DETROIT	W	5-1	6-1-2	52	02/06	@ Detroit	L	0-4	26-16-10
10	11/02	@ Toronto	W	2-0	7-1-2	53	02/08	@ Toronto	T	3-3	26-16-11
11	11/05	NY RANGERS	W	3-2	8-1-2	54	02/09	TORONTO	W	2-1	27-16-11
12	11/07	@ Montreal	T	2-2	8-1-3	55	02/12	NY RANGERS	W	5-2	28-16-11
13	11/09	@ Toronto	T	3-3	8-1-4	56	02/15	@ Toronto	L	0-4	28-17-11
14	11/10	@ Boston	L	2-4	8-2-4	57	02/16	BOSTON	W	5-3	29-17-11
15	11/13	BOSTON	W	6-4	9-2-4	58	02/19	@ NY Rangers	W	7-2	30-17-11
16	11/16	@ Montreal	W	5-2	10-2-4	59	02/22	@ Montreal	L	1-3	30-18-11
17	11/17	TORONTO	W	6-0	11-2-4	60	02/25	BOSTON	W	2-0	31-18-11
18	11/20	DETROIT	W	5-2	12-2-4	61	02/27	DETROIT	W	4-2	32-18-11
19	11/24	MONTREAL	W	7-3	13-2-4	62	02/29	@ Toronto	L	1-4	32-19-11
20	11/28	TORONTO	W	2-0	14-2-4	63	03/01	MONTREAL	W	4-3	33-19-11
21	11/30	@ NY Rangers	W	3-2	15-2-4	64	03/04	@ NY Rangers	L	3-4	33-20-11
22	12/01	NY RANGERS	T	3-3	15-2-5	65	03/05	@ Boston	T	4-4	33-20-12
23	12/04	BOSTON	T	2-2	15-2-6	66	03/08	TORONTO	W	4-3	34-20-12
24	12/07	@ Toronto	L	0-3	15-3-6	67	03/14	@ Montreal	L	3-4	34-21-12
25	12/08	MONTREAL	W	3-0	16-3-6	68	03/15	@ Detroit	L	3-5	34-22-12
26	12/11	@ NY Rangers	W	6-2	17-3-6	69	03/17	NY RANGERS	W	4-0	35-22-12
27	12/12	@ Boston	L	1-2	17-4-6	70	03/22	@ Boston	W	4-3	36-22-12
28	12/14	@ Detroit	L	4-5	17-5-6						
29	12/15	DETROIT	T	4-4	17-5-7						
30	12/18	BOSTON	L	1-2	17-6-7						
31	12/21	@ Montreal	L	2-3	17-7-7						
32	12/22	@ Boston	W	4-1	18-7-7						
33	12/25	MONTREAL	W	3-1	19-7-7						
34	12/27	@ NY Rangers	L	2-4	19-8-7						
35	12/29	TORONTO	W	2-0	20-8-7						
36	01/01	NY RANGERS	L	2-5	20-9-7						
37	01/04	@ Toronto	L	0-3	20-10-7						
38	01/05	BOSTON	W	5-3	21-10-7						
39	01/09	@ Detroit	L	3-5	21-11-7						
40	01/11	DETROIT	W	6-3	22-11-7						
41	01/12	MONTREAL	L	1-2	22-12-7						
42	01/16	@ Montreal	L	0-1	22-13-7						
43	01/18	NY RANGERS	W	6-1	23-13-7						



PLAYER	GP	G	A	PTS	PIM	PLAYER	GP	G	A	PTS	PIM
MIKITA, STAN	70	39	50	89	146	HALL, GLENN	65	0	2	2	2
HULL, BOBBY	70	45	44	87	50	ERIKSSON, AUTRY	31	0	1	1	34
WHARRAM, KEN	70	39	32	71	18	DEJORDY, DENIS	6	0	0	0	0
HAY, BILL	70	23	33	56	30						
PILOTE, PIERRE	70	7	46	53	84						
MCDONALD, AL	70	14	32	46	19						
NESTERENKO, ERIC	70	7	19	26	93						
MACNEIL, AL	70	5	19	24	91						
MAKI, CHICO	68	8	14	22	70						
VASKO, ELMER	70	2	18	20	65						
MURPHY, RON	70	11	8	19	32						
MCKENZIE, JOHN	45	9	9	18	50						
BALFOUR, MURRAY	41	2	10	12	36						
FLEMING, REG	61	3	6	9	140						
YOUNG, HOWIE	39	0	7	7	99						
ESPOSITO, PHIL	27	3	2	5	2						
HILLMAN, WAYNE	59	1	4	5	51						
HALL, MURRAY	23	2	0	2	4						

GOALIES	GP	W	L	T	MIN	GA	SO	AVG
HALL, GLENN	65	34	19	11	3,860	148	7	2.3
DEJORDY, DENIS	6	2	3	1	340	19	0	3.35

1964-65 CHICAGO BLACKHAWKS

[illegible]

PLAYER	GP	G	A	PTS	PIM
MIKITA, STAN	70	28	59	87	154
HULL, BOBBY	61	39	32	71	32
PILOTE, PIERRE	68	14	45	59	162
EPOSITO, PHIL	70	23	32	55	44
WHARRAM, KEN	68	24	20	44	27
MAKI, CHICO	65	16	24	40	58
HAY, BILL	69	11	26	37	36
MOHNS, DOUG	49	13	20	33	84
NESTERENKO, ERIC	56	14	16	30	63
RAVLICH, MATT	61	3	16	19	80
MCKENZIE, JOHN	51	8	10	18	46
STANFIELD, FRED	58	7	10	17	14
JARRETT, DOUG	46	2	15	17	34
HULL, DENNIS	55	10	4	14	18
ROBINSON, DOUG	40	2	9	11	8
VASKO, ELMER	69	1	10	11	56
MACNEIL, AL	69	3	7	10	119
DUNN, CAMILLE	22	5	3	8	2

PLAYER	GP	G	A	PTS	PIM
BRENNEMAN, JOHN	17	1	0	1	2
HILLMAN, WAYNE	19	0	1	1	1
DEJORDY, DENIS	30	0	1	1	0
HODGE, KEN	1	0	0	0	2
MICKEY, LARRY	1	0	0	0	0
HALL, GLENN	41	0	0	0	2

GOALIES	GP	W	L	T	MINS	GA	SO	AVEG
HALL, GLENN	41	18	17	5	2,440	99	4	2.57
DEJORDY, DENIS	30	16	11	3	1,760	74	3	2.52

1965-66 CHICAGO BLACKHAWKS

37-25-8, 82 POINTS, 2ND NHL

2015 CUP	LEADERSHIP	PLAYERS	2014-15	OPPONENTS	TRADITION	RECORDS	PLAYOFFS	HISTORY	MINORS	NHL	MEDIA
----------	------------	---------	---------	-----------	-----------	---------	----------	---------	--------	-----	-------

GM	DATE	OPPONENT	RESULT	SCORE	RECORD	GM	DATE	OPPONENT	RESULT	SCORE	RECORD
1	10/23	@ Toronto	W	4-0	1-0-0	44	01/30	@ Detroit	W	5-1	23-15-6
2	10/24	@ Boston	W	6-2	2-0-0	45	02/02	NY RANGERS	W	4-3	24-15-6
3	10/28	@ Detroit	W	5-1	3-0-0	46	02/05	@ Toronto	L	2-5	24-16-6
4	10/30	@ Montreal	W	6-4	4-0-0	47	02/06	TORONTO	W	3-2	25-16-6
5	11/03	BOSTON	T	2-2	4-0-1	48	02/09	DETROIT	W	2-1	26-16-6
6	11/07	TORONTO	W	9-0	5-0-1	49	02/12	MONTREAL	T	2-2	26-16-7
7	11/10	DETROIT	W	5-2	6-0-1	50	02/13	NY RANGERS	W	6-1	27-16-7
8	11/13	MONTREAL	L	2-5	6-1-1	51	02/16	@ NY RANGERS	W	5-2	28-16-7
9	11/14	NY RANGERS	L	2-4	6-2-1	52	02/19	@ Montreal	L	2-5	28-17-7
10	11/17	@ NY Rangers	W	5-3	7-2-1	53	02/20	BOSTON	W	5-1	29-17-7
11	11/20	@ Toronto	L	1-3	7-3-1	54	02/23	TORONTO	L	2-3	29-18-7
12	11/21	TORONTO	L	3-7	7-4-1	55	02/26	@ Detroit	W	4-1	30-18-7
13	11/23	@ Detroit	W	3-2	8-4-1	56	02/27	BOSTON	W	7-1	31-18-7
14	11/25	DETROIT	W	3-1	9-4-1	57	03/02	DETROIT	W	5-4	32-18-7
15	11/27	@ NY Rangers	W	1-0	10-4-1	58	03/05	@ Toronto	L	0-5	32-19-7
16	11/28	MONTREAL	L	1-2	10-5-1	59	03/06	MONTREAL	L	0-1	32-20-7
17	12/01	BOSTON	W	4-2	11-5-1	60	03/09	@ NY Rangers	L	0-1	32-21-7
18	12/04	@ Boston	W	10-1	12-5-1	61	03/12	NY RANGERS	W	4-2	33-21-7
19	12/05	@ NY Rangers	W	6-2	13-5-1	62	03/13	TORONTO	W	5-1	34-21-7
20	12/08	NY RANGERS	T	2-2	13-5-2	63	03/16	DETROIT	W	4-1	35-21-7
21	12/11	@ Montreal	L	1-2	13-6-2	64	03/19	@ Toronto	L	2-4	35-22-7
22	12/12	MONTREAL	L	3-5	13-7-2	65	03/20	MONTREAL	W	4-2	36-22-7
23	12/15	BOSTON	W	8-4	14-7-2	66	03/24	@ Boston	L	1-3	36-23-7
24	12/18	@ Detroit	L	1-3	14-8-2	67	03/27	@ Detroit	T	1-1	36-23-8
25	12/19	DETROIT	W	5-4	15-8-2	68	03/29	BOSTON	W	4-2	37-23-8
26	12/22	NY RANGERS	W	4-3	16-8-2	69	04/02	@ Montreal	L	3-8	37-24-8
27	12/25	@ Toronto	L	3-5	16-9-2	70	04/05	@ Boston	L	2-4	37-25-8
28	12/26	TORONTO	T	1-1	16-9-3						
29	12/29	@ NY Rangers	W	3-0	17-9-3						
30	12/31	@ Detroit	W	4-1	18-9-3						
31	01/02	BOSTON	W	3-1	19-9-3						
32	01/05	@ Montreal	W	4-2	20-9-3						
33	01/08	@ NY Rangers	L	4-6	20-10-3						
34	01/09	TORONTO	W	5-3	21-10-3						
35	01/13	@ Boston	T	1-1	21-10-4						
36	01/15	@ Montreal	L	4-6	21-11-4						
37	01/16	NY RANGERS	L	5-6	21-12-4						
38	01/20	@ Boston	L	3-4	21-13-4						
39	01/22	@ Toronto	L	0-4	21-14-4						
40	01/23	MONTREAL	T	3-3	21-14-5						
41	01/26	@ Montreal	W	4-2	22-14-5						
42	01/27	@ Boston	L	3-5	22-15-5						
43	01/29	DETROIT	T	4-4	22-15-6						



PLAYER	GP	G	A	PTS	PIM	PLAYER	GP	G	A	PTS	PIM
HULL, BOBBY	65	54	43	97	70	MISZUK, JOHN	2	1	1	2	2
MIKITA, STAN	68	30	48	78	58	HALL, GLENN	63	0	2	2	14
ESPOSITO, PHIL	69	27	26	53	49	DRYDEN, DAVE	11	0	1	1	0
HAY, BILL	68	20	31	51	20	MACHELL, AL	51	0	1	1	34
MOHNS, DOUG	70	22	27	49	63	STRATTON, ART	2	0	0	0	0
MAKI, CHICO	68	17	31	48	41	RICHARDSON, DAVE	3	0	0	0	2
WHARRAM, KEN	69	26	17	43	28						
NESTERENKO, ERIC	67	15	25	40	58						
PILOTE, PIERRE	51	2	34	36	60						
STAPLETON, PAT	55	4	30	34	52						
HODGE, KEN	63	6	17	23	47						
JARRETT, DOUG	66	4	12	16	71						
RAVULICH, MATT	62	0	16	16	78						
ANGOTTI, LOU	30	4	10	14	12						
LUNDE, LEN	24	4	7	11	4						
VASKO, ELMER	56	1	7	8	44						
HULL, DENNIS	25	1	5	6	6						
STANFIELD, FRED	39	2	2	4	2						

GOALIES	GP	W	L	T	MIN	GA	SO	AVG
HALL, GLENN	63	34	21	7	3,747	164	4	2.61
DRYDEN, DAVE	11	3	4	1	453	23	0	3.10

1966-67 CHICAGO BLACKHAWKS

41-17-12, 94 POINTS, 1ST NHL

GM	DATE	OPPONENT	RESULT	SCORE	RECORD	GM	DATE	OPPONENT	RESULT	SCORE	RECORD
1	10/19	@ NY Rangers	W	6-3	1-0-0	44	02/01	BOSTON	W	6-1	27-11-6
2	10/22	@ Detroit	W	7-4	2-0-0	45	02/04	@ Montreal	T	3-3	27-11-7
3	10/23	DETROIT	W	4-1	3-0-0	46	02/05	@ Boston	W	5-0	28-11-7
4	10/26	@ Montreal	W	5-3	4-0-0	47	02/08	MONTREAL	W	5-0	29-11-7
5	11/01	BOSTON	L	2-3	4-1-0	48	02/11	@ Toronto	T	4-4	29-11-8
6	11/06	@ Boston	W	4-2	5-1-0	49	02/12	DETROIT	W	3-2	30-11-8
7	11/08	NY RANGERS	W	3-1	6-1-0	50	02/16	@ Detroit	W	5-1	31-11-8
8	11/10	@ Detroit	L	0-3	6-2-0	51	02/18	@ NY Rangers	L	1-4	31-12-8
9	11/13	TORONTO	W	6-1	7-2-0	52	02/19	NY RANGERS	L	2-3	31-12-8
10	11/16	@ NY Rangers	T	2-2	7-2-1	53	02/25	BOSTON	W	6-3	32-12-8
11	11/19	DETROIT	W	7-2	8-2-1	54	02/26	MONTREAL	T	2-2	32-12-9
12	11/20	TORONTO	T	2-2	8-2-2	55	03/01	NY RANGERS	W	6-1	33-12-9
13	11/23	@ Toronto	L	3-6	8-3-2	56	03/02	@ Boston	W	5-2	34-12-9
14	11/24	MONTREAL	W	5-0	9-3-2	57	03/04	@ Toronto	L	0-3	34-14-9
15	11/26	@ NY Rangers	L	1-4	9-4-2	58	03/05	TORONTO	W	5-2	35-14-9
16	11/27	@ Boston	W	5-4	10-4-2	59	03/08	BOSTON	W	3-1	36-14-9
17	11/30	NY RANGERS	L	0-5	10-5-2	60	03/11	@ Montreal	T	3-3	36-14-10
18	12/03	@ Montreal	L	1-3	10-6-2	61	03/12	TORONTO	W	5-0	37-14-10
19	12/04	DETROIT	W	4-1	11-6-2	62	03/15	@ NY Rangers	W	3-1	38-14-10
20	12/08	@ Boston	W	10-2	12-6-2	63	03/18	@ Toronto	L	5-9	38-15-10
21	12/10	@ Toronto	L	3-5	12-7-2	64	03/19	MONTREAL	T	4-4	38-15-11
22	12/11	BOSTON	T	2-2	12-7-3	65	03/22	NY RANGERS	T	3-3	38-15-12
23	12/14	MONTREAL	W	2-1	13-7-3	66	03/26	@ Detroit	L	2-4	38-16-12
24	12/17	@ Montreal	T	4-4	13-7-4	67	03/28	DETROIT	W	7-2	39-16-12
25	12/18	TORONTO	W	3-1	14-7-4	68	03/30	@ Boston	W	3-1	40-16-12
26	12/21	DETROIT	W	6-4	15-7-4	69	04/01	@ Montreal	L	4-5	40-17-12
27	12/25	NY RANGERS	L	0-1	15-8-4	70	04/02	@ NY Rangers	W	8-0	41-17-12
28	12/27	@ NY Rangers	W	3-2	16-8-4						
29	12/31	@ Toronto	W	5-1	17-8-4						
30	01/01	BOSTON	W	3-2	18-8-4						
31	01/04	MONTREAL	T	2-2	18-8-5						
32	01/05	@ Detroit	L	4-6	18-9-5						
33	01/08	BOSTON	L	1-3	18-10-5						
34	01/11	DETROIT	W	6-1	19-10-5						
35	01/12	@ Detroit	L	1-4	19-11-5						
36	01/14	NY RANGERS	W	5-3	20-11-5						
37	01/15	TORONTO	W	4-0	21-11-5						
38	01/19	@ Boston	W	4-2	22-11-5						
39	01/21	@ Montreal	T	3-3	22-11-6						
40	01/22	MONTREAL	W	4-1	23-11-6						
41	01/26	@ Detroit	W	4-3	24-11-6						
42	01/28	@ Toronto	W	5-2	25-11-6						
43	01/29	TORONTO	W	5-1	26-11-6						



PLAYER	GP	G	A	PTS	PIM	PLAYER	GP	G	A	PTS	PIM
MIKITA, STAN	70	35	62	97	12	STANFIELD, FRED	10	1	0	1	0
HULL, BOBBY	66	52	28	80	52	MISZUK, JOHN	3	0	0	0	0
WHARRAM, KEN	70	31	34	65	21	DEJORDY, DENIS	44	0	0	0	0
ESPOSITO, PHIL	69	21	40	61	40	HALL, GLENN	32	0	0	0	10
MOHNS, DOUG	61	25	35	60	58						
PILOTE, PIERRE	70	6	46	52	90						
HULL, DENNIS	70	25	17	42	33						
MAKI, CHICO	56	9	29	38	14						
NESTERENKO, ERIC	68	14	23	37	38						
HODGE, KEN	69	10	25	35	59						
STAPLETON, PAT	70	3	31	34	54						
JARRETT, DOUG	70	5	21	26	76						
HAY, BILL	36	7	13	20	12						
VAN IMPE, ED	61	8	11	19	111						
ANGOTTI, LOU	63	6	12	18	21						
BOYER, WALLY	42	5	6	11	15						
RAVLICH, MATT	62	0	3	3	39						
SMITH, WAYNE	2	1	1	2	2						

GOALIES	GP	W	L	T	MINS	GA	SO	AVG
DEJORDY, DENIS	44	22	12	7	2,536	104	4	2.71
HALL, GLENN	32	19	5	5	1,664	66	2	2.38

1967-68 CHICAGO BLACKHAWKS 32-26-16, 80 POINTS, 4TH EAST DIVISION

2015 CUP	LEADERSHIP	PLAYERS	2014-15	OPPONENTS	TRADITION	RECORDS	PLAYOFFS	HISTORY	MINORS	NHL	MEDIA
----------	------------	---------	---------	-----------	-----------	---------	----------	---------	--------	-----	-------

GM	DATE	OPPONENT	RESULT	SCORE	RECORD	GM	DATE	OPPONENT	RESULT	SCORE	RECORD
1	10/11	NY RANGERS	L	3-6	0-1-0	44	01/20	@ Montreal	L	1-3	20-12-12
2	10/14	@ Toronto	L	1-5	0-2-0	45	01/21	@ Boston	L	0-6	20-13-12
3	10/15	TORONTO	L	3-5	0-3-0	46	01/24	DETROIT	L	2-4	20-14-12
4	10/18	BOSTON	L	1-7	0-4-0	47	01/27	@ Toronto	W	4-1	21-14-12
5	10/21	@ Pittsburgh	L	2-4	0-5-0	48	01/28	TORONTO	L	1-3	21-15-12
6	10/22	LOS ANGELES	L	3-5	0-6-0	49	01/31	@ NY Rangers	W	3-2	22-15-12
7	10/25	@ NY Rangers	T	2-2	0-6-1	50	02/01	@ Boston	T	4-4	22-15-13
8	10/28	@ Minnesota	W	4-2	1-6-1	51	02/03	@ Philadelphia	L	3-5	22-16-13
9	10/29	@ Detroit	L	1-5	1-7-1	52	02/04	LOS ANGELES	W	5-3	23-16-13
10	11/02	@ Los Angeles	W	3-1	2-7-1	53	02/07	TORONTO	W	3-2	24-16-13
11	11/05	@ Oakland	T	2-2	2-7-2	54	02/10	@ Montreal	L	4-6	24-17-13
12	11/08	MONTREAL	W	3-2	3-7-2	55	02/11	MONTREAL	L	0-6	24-18-13
13	11/11	@ Montreal	T	3-3	3-7-3	56	02/14	BOSTON	W	3-1	25-18-13
14	11/12	ST. LOUIS	W	5-2	4-7-3	57	02/17	@ Detroit	W	7-4	26-18-13
15	11/15	@ St. Louis	W	4-1	5-7-3	58	02/18	DETROIT	W	7-1	27-18-13
16	11/18	@ Toronto	T	2-2	5-7-4	59	02/21	@ Oakland	W	1-0	28-18-13
17	11/19	DETROIT	T	2-2	5-7-5	60	02/24	@ Los Angeles	T	3-3	28-18-14
18	11/22	@ NY Rangers	W	7-1	6-7-5	61	02/28	@ Toronto	W	1-0	29-18-14
19	11/23	MONTREAL	L	0-7	6-8-5	62	03/02	@ St. Louis	T	3-3	29-18-15
20	11/25	@ Minnesota	W	4-1	7-8-5	63	03/03	@ NY Rangers	L	0-4	29-19-15
21	11/26	MINNESOTA	W	2-1	8-8-5	64	03/06	BOSTON	L	3-5	29-20-15
22	11/29	PHILADELPHIA	W	3-1	9-8-5	65	03/09	@ Montreal	L	0-5	29-21-15
23	12/02	@ Boston	T	4-4	9-8-6	66	03/10	TORONTO	W	4-0	30-21-15
24	12/03	MINNESOTA	L	3-4	9-9-6	67	03/13	PITTSBURGH	W	4-3	31-21-15
25	12/06	PITTSBURGH	W	7-2	10-9-6	68	03/17	OAKLAND	W	4-1	32-21-15
26	12/09	@ Montreal	T	2-2	10-9-7	69	03/20	NY RANGERS	L	3-5	32-22-15
27	12/10	@ Philadelphia	W	3-0	11-9-7	70	03/21	@ Boston	L	0-8	32-23-15
28	12/13	NY RANGERS	W	5-2	12-9-7	71	03/24	MONTREAL	L	2-7	32-24-15
29	12/14	@ Detroit	W	3-1	13-9-7	72	03/28	@ Detroit	L	1-3	32-25-15
30	12/16	@ Pittsburgh	T	1-1	13-9-8	73	03/30	@ Toronto	L	0-3	32-26-15
31	12/17	TORONTO	W	2-0	14-9-8	74	03/31	DETROIT	T	5-5	32-26-16
32	12/20	BOSTON	W	6-3	15-9-8						
33	12/23	PHILADELPHIA	W	3-2	16-9-8						
34	12/25	MONTREAL	W	3-1	17-9-8						
35	12/27	@ Boston	L	2-7	17-10-8						
36	12/30	@ NY Rangers	T	3-3	17-10-9						
37	12/31	OAKLAND	W	3-0	18-10-9						
38	01/06	DETROIT	W	6-2	19-10-9						
39	01/07	BOSTON	W	4-2	20-10-9						
40	01/10	NY RANGERS	T	3-3	20-10-10						
41	01/13	@ Detroit	T	4-4	20-10-11						
42	01/14	ST. LOUIS	T	2-2	20-10-12						
43	01/17	NY RANGERS	L	2-4	20-11-12						



PLAYER	GP	G	A	PTS	PIM	PLAYER	GP	G	A	PTS	PIM
MIKITA, STAN	72	40	47	87	14	SHELTON, DOUG	5	0	1	1	2
HULL, BOBBY	71	44	31	75	39	POWIS, GEOFFREY	2	0	0	0	0
WHARRAM, KEN	74	27	42	69	18	DEJORDY, DENIS	50	0	0	0	0
MOHNS, DOUG	65	24	29	53	53	DRYDEN, DAVE	27	0	0	0	0
STAPLETON, PAT	67	4	34	38	34	NORRIS, JACK	7	0	0	0	0
PILOTE, PIERRE	74	1	36	37	69						
NESTERENKO, ERIC	71	11	25	36	37						
MARTIN, PIT	63	16	19	35	36						
HULL, DENNIS	74	18	15	33	34						
MAKI, CHICO	60	8	16	24	4						
JARRETT, DOUG	74	4	19	23	48						
MAROTTE, GILLES	73	0	21	21	122						
MAKI, WAYNE	49	5	5	10	32						
TERBENCHE, PAUL	68	3	7	10	8						
SCHMAUTZ, BOB	13	3	2	5	6						
ORBAN, BILL	39	3	2	5	17						
REID, TOM	56	0	4	4	25						
GOYER, GERRY	40	1	2	3	4						

GOALIES	GP	W	L	T	MIN	GA	SO	AVG
DEJORDY, DENIS	50	23	15	11	2,981	128	4	3.14
DRYDEN, DAVE	27	7	8	5	1,268	69	1	3.26
NORRIS, JACK	7	2	3	0	354	22	1	3.95

1968-69 CHICAGO BLACKHAWKS

34-33-9, 77 POINTS, 6TH EAST DIVISION

GM	DATE	OPPONENT	RESULT	SCORE	RECORD	GM	DATE	OPPONENT	RESULT	SCORE	RECORD
1	10/11	ST. LOUIS	W	4-3	1-0-0	47	01/26	LOS ANGELES	W	9-3	24-19-4
2	10/13	NY RANGERS	W	5-2	2-0-0	48	01/30	@ Philadelphia	W	12-0	25-19-4
3	10/16	MINNESOTA	W	10-4	3-0-0	49	02/01	@ Minnesota	T	5-5	25-19-5
4	10/19	@ Toronto	W	3-1	4-0-0	50	02/02	MONTREAL	L	4-6	25-20-5
5	10/20	OAKLAND	L	3-4	4-1-0	51	02/05	BOSTON	L	2-7	25-21-5
6	10/23	@ Pittsburgh	W	8-5	5-1-0	52	02/06	@ Detroit	L	1-6	25-22-5
7	10/27	@ Detroit	L	3-4	5-2-0	53	02/08	DETROIT	L	1-3	25-23-5
8	10/30	@ Los Angeles	W	4-2	6-2-0	54	02/09	TORONTO	L	3-5	25-24-5
9	11/01	@ Oakland	L	2-5	6-3-0	55	02/11	@ Boston	L	3-7	25-25-5
10	11/03	@ Boston	L	3-5	6-4-0	56	02/12	PHILADELPHIA	T	3-3	25-26-5
11	11/06	DETROIT	L	5-6	6-5-0	57	02/15	@ Philadelphia	W	3-0	26-26-5
12	11/10	NY RANGERS	L	2-4	6-6-0	58	02/16	BOSTON	W	5-1	27-26-5
13	11/13	PITTSBURGH	W	6-5	7-6-0	59	02/19	@ Oakland	L	2-5	27-26-6
14	11/14	@ Pittsburgh	W	6-4	8-6-0	60	02/20	@ Los Angeles	W	6-2	28-26-6
15	11/16	@ Toronto	L	1-3	8-7-0	61	02/22	@ Toronto	W	4-2	29-26-6
16	11/17	TORONTO	T	1-1	8-7-1	62	02/26	@ NY Rangers	L	3-5	29-27-6
17	11/20	@ Minnesota	W	2-0	9-7-1	63	02/27	@ Pittsburgh	L	3-4	29-28-6
18	11/23	@ St. Louis	L	0-1	9-8-1	64	05/02	@ Toronto	L	1-2	29-29-6
19	11/24	MINNESOTA	W	6-0	10-8-1	65	05/03	@ Minnesota	W	6-1	30-29-6
20	11/27	@ NY Rangers	W	4-2	11-8-1	66	05/05	NY RANGERS	T	4-4	30-29-7
21	11/28	PITTSBURGH	L	2-3	11-9-1	67	05/12	OAKLAND	L	1-4	30-30-7
22	12/01	MONTREAL	L	1-3	11-10-1	68	05/15	@ Montreal	L	1-3	30-31-7
23	12/04	@ St. Louis	T	3-3	11-10-2	69	05/16	PHILADELPHIA	W	6-2	31-31-7
24	12/07	@ Montreal	L	3-6	11-11-2	70	05/19	MONTREAL	L	2-5	31-32-7
25	12/08	BOSTON	W	7-4	12-11-2	71	05/20	@ Boston	T	5-5	31-32-8
26	12/11	ST. LOUIS	W	6-3	13-11-2	72	05/22	BOSTON	L	3-5	31-33-8
27	12/14	@ Boston	L	5-10	13-12-2	73	05/23	TORONTO	W	4-1	32-33-8
28	12/15	OAKLAND	W	7-4	14-12-2	74	05/26	NY RANGERS	W	6-4	33-33-8
29	12/18	@ NY Rangers	W	3-1	15-12-2	75	05/29	@ Detroit	T	1-1	33-33-9
30	12/19	@ Detroit	W	2-0	16-12-2	76	05/30	DETROIT	W	9-5	34-33-9
31	12/22	PITTSBURGH	W	3-1	17-12-2						
32	12/25	TORONTO	L	3-4	17-13-2						
33	12/28	@ Minnesota	W	5-2	18-13-2						
34	12/29	LOS ANGELES	W	4-1	19-13-2						
35	01/01	DETROIT	W	4-1	20-13-2						
36	01/02	@ Philadelphia	T	2-2	20-13-3						
37	01/04	@ Montreal	W	6-3	21-13-3						
38	01/05	MONTREAL	L	2-4	21-14-3						
39	01/08	ST. LOUIS	W	3-1	22-14-3						
40	01/11	@ St. Louis	L	1-6	22-15-3						
41	01/12	LOS ANGELES	W	4-2	23-15-3						
42	01/15	@ Oakland	L	3-4	23-16-3						
43	01/16	@ Los Angeles	L	2-3	23-17-3						
44	01/18	@ Montreal	L	1-3	23-18-3						
45	01/23	PHILADELPHIA	T	2-2	23-18-4						
46	01/25	@ NY Rangers	L	0-3	23-19-4						



PLAYER	GP	G	A	PTS	PIM	PLAYER	GP	G	A	PTS	PIM
HULL, BOBBY	74	58	49	107	48	LEBLANC, J.P.	6	1	2	3	0
MIKITA, STAN	74	30	67	97	52	REID, TOM	30	0	3	3	12
PAPPIN, JIM	75	30	40	70	49	SHMYR, PAUL	3	1	0	1	8
WHARRAM, KEN	76	30	39	69	19	MCKAY, RAY	9	0	1	1	12
HULL, DENNIS	72	30	34	64	25	DEJORDY, DENIS	53	0	1	1	2
MARTIN, PIT	76	23	38	61	73	DRYDEN, DAVE	30	0	1	1	0
STAPLETON, PAT	75	6	50	56	44	MAKI, WAYNE	1	0	0	0	0
MOHNS, DOUG	65	22	19	41	47	WISTE, JIM	3	0	0	0	0
MAROTTE, GILLES	68	5	29	34	120	NORRIS, JACK	3	0	0	0	0
NESTERENKO, ERIC	72	15	17	32	29						
MAKI, CHCO	66	7	21	28	30						
SCHMAUTZ, BOBBY	63	9	7	16	37						
BOUDRAIS, ANDRE	20	4	10	14	4						
RAVLICH, MATT	60	2	12	14	57						
JARRETT, DOUG	69	0	13	13	58						
ORBAN, BILL	45	4	6	10	33						
YOUNG, HOWIE	57	3	7	10	67						
MCMAHON, MIKE	20	0	8	8	6						

GOALIES	GP	W	L	T	MINS	GA	SO	AVG
DEJORDY, DENIS	53	22	22	7	2,981	156	2	3.14
DRYDEN, DAVE	30	11	11	2	1,479	79	3	3.32
NORRIS, JACK	3	1	0	0	100	10	0	6.00

1969-70 CHICAGO BLACKHAWKS

45-22-9, 99 POINTS, 1ST EAST DIVISION

2015 CUP	LEADERSHIP	PLAYERS	2014-15	OPPONENTS	TRADITION	RECORDS	PLAYOFFS	HISTORY	MINORS	NHL	MEDIA
----------	------------	---------	---------	-----------	-----------	---------	----------	---------	--------	-----	-------

GM	DATE	OPPONENT	RESULT	SCORE	RECORD	GM	DATE	OPPONENT	RESULT	SCORE	RECORD
1	10/11	@ St. Louis	L	2-7	0-1-0	47	02/01	MINNESOTA	W	7-4	24-17-6
2	10/12	OAKLAND	L	1-2	0-2-0	48	02/04	BOSTON	W	8-4	25-17-6
3	10/15	DETROIT	L	1-4	0-3-0	49	02/07	PHILADELPHIA	T	4-4	25-17-7
4	10/18	@ Toronto	L	1-4	0-4-0	50	02/08	MONTREAL	L	2-3	25-18-7
5	10/19	MINNESOTA	L	1-4	0-5-0	51	02/11	PITTSBURGH	W	7-1	26-18-7
6	10/22	@ NY Rangers	T	1-1	0-5-1	52	02/14	@ Minnesota	W	5-2	27-18-7
7	10/25	@ Montreal	W	5-0	1-5-1	53	02/15	TORONTO	W	6-4	28-18-7
8	10/29	@ Oakland	L	1-3	1-6-1	54	02/18	@ St. Louis	L	2-5	28-19-7
9	11/01	@ Los Angeles	W	4-1	2-6-1	55	02/19	MINNESOTA	W	3-2	29-19-7
10	11/05	NY RANGERS	W	3-1	3-6-1	56	02/21	NY RANGERS	W	4-2	30-19-7
11	11/08	@ Pittsburgh	W	4-1	4-6-1	57	02/22	BOSTON	W	6-3	31-19-7
12	11/09	TORONTO	W	9-0	5-6-1	58	02/26	@ Philadelphia	W	3-2	32-19-7
13	11/15	OAKLAND	W	3-2	6-6-1	59	02/28	@ Boston	L	0-3	32-20-7
14	11/16	MONTREAL	W	1-0	7-6-1	60	03/01	@ NY Rangers	W	3-1	33-20-7
15	11/19	NY RANGERS	T	1-1	7-6-2	61	03/05	@ Los Angeles	W	3-1	34-20-7
16	11/21	BOSTON	T	2-2	7-6-3	62	03/06	@ Oakland	W	3-2	35-20-7
17	11/23	PITTSBURGH	W	3-2	8-6-3	63	03/08	@ Philadelphia	W	3-2	36-20-7
18	11/26	LOS ANGELES	W	6-0	9-6-3	64	03/11	MONTREAL	T	0-0	36-20-8
19	11/29	@ Detroit	L	4-5	9-7-3	65	03/14	NY RANGERS	W	7-4	37-20-8
20	11/30	ST. LOUIS	W	3-1	10-7-3	66	03/15	LOS ANGELES	W	5-2	38-20-8
21	12/03	@ NY Rangers	T	3-3	10-7-4	67	03/18	@ Toronto	W	7-4	39-20-8
22	12/04	MONTREAL	L	0-1	10-8-4	68	03/19	@ Boston	L	1-3	39-21-8
23	12/06	@ Boston	L	1-6	10-9-4	69	03/21	@ Pittsburgh	W	5-3	40-21-8
24	12/07	DETROIT	W	5-1	11-9-4	70	03/22	ST. LOUIS	W	1-0	41-21-8
25	12/10	@ Minnesota	L	5-8	11-10-4	71	03/26	@ Detroit	W	1-0	42-21-8
26	12/13	@ Montreal	L	1-4	11-11-4	72	03/28	@ Toronto	T	1-1	42-21-9
27	12/14	PHILADELPHIA	W	4-1	12-11-4	73	03/29	TORONTO	W	4-0	43-22-9
28	12/17	@ Los Angeles	L	1-3	12-12-4	74	04/01	DETROIT	L	2-5	43-23-9
29	12/19	@ Oakland	W	4-0	13-12-4	75	04/04	@ Montreal	W	4-1	44-23-9
30	12/21	ST. LOUIS	W	4-0	14-12-4	76	04/05	MONTREAL	W	10-2	45-22-9
31	12/25	@ Minnesota	T	4-4	14-12-5						
32	12/27	@ Pittsburgh	W	3-0	15-12-5						
33	12/31	@ NY Rangers	L	1-2	15-13-5						
34	01/03	@ Toronto	L	2-6	15-14-5						
35	01/04	@ Detroit	L	0-4	15-15-5						
36	01/07	DETROIT	W	7-0	16-15-5						
37	01/10	@ St. Louis	W	6-2	17-15-5						
38	01/11	LOS ANGELES	W	3-1	18-15-5						
39	01/14	PITTSBURGH	W	5-0	19-15-5						
40	01/17	@ Boston	W	1-0	20-15-5						
41	01/18	OAKLAND	W	3-1	21-15-5						
42	01/22	@ Detroit	W	4-3	22-15-5						
43	01/24	@ Montreal	L	1-4	22-16-5						
44	01/25	TORONTO	L	2-3	22-17-5						
45	01/28	PHILADELPHIA	T	2-2	22-17-6						
46	01/31	@ Philadelphia	W	5-0	23-17-6						



PLAYER	GP	G	A	PTS	PIM	PLAYER	GP	G	A	PTS	PIM
MIKITA, STAN	76	39	47	86	50	SHMYR, PAUL	24	0	4	4	26
HULL, BOBBY	61	38	29	67	8	UBRIACO, GENE	21	1	1	2	2
MARTIN, PIT	73	30	33	63	61	CAMPBELL, BRYAN	14	1	1	2	2
PAPPIN, JIM	66	28	25	53	68	ESPOSITO, TONY	63	0	2	2	2
HULL, DENNIS	76	17	35	52	31	DESJARDINS, GERRY	4	0	1	1	0
STAPLETON, PAT	49	4	38	42	28	CAFFERY, TERRY	6	0	0	0	0
PINDER, GERRY	75	19	20	39	41	DEJORDY, DENIS	10	0	0	0	0
ANGOTTI, LOU	70	12	26	38	25						
KOROLL, CLIFF	73	18	19	37	44						
NESTERENKO, ERIC	67	16	18	34	26						
MAKL, CHCO	75	10	24	34	27						
MOHNS, DOUG	66	6	27	33	46						
JARRETT, DOUG	72	4	20	24	78						
MAGNUSON, KEITH	76	0	24	24	213						
MAROTTE, GILLES	51	5	13	18	52						
WISTE, JIM	26	0	8	8	8						
MENARD, HOWIE	19	2	3	5	8						
WHITE, BILL	21	0	5	5	18						

GOALIES	GP	W	L	T	MINS	GA	SO	AVG
ESPOSITO, TONY	63	38	17	8	3,763	136	15	2.17
DESJARDINS, GERRY	4	4	0	0	240	8	0	2
DEJORDY, DENIS	10	3	5	1	557	25	0	2.69

1970-71 CHICAGO BLACKHAWKS

49-20-9, 107 POINTS, 1ST WEST DIVISION

GM	DATE	OPPONENT	RESULT	SCORE	RECORD
1	10/11	CALIFORNIA	W	5-1	1-0-0
2	10/14	VANCOUVER	W	8-2	2-0-0
3	10/15	@ Detroit	W	2-1	3-0-0
4	10/17	@ Montreal	L	2-6	3-1-0
5	10/18	ST. LOUIS	T	2-2	3-1-1
6	10/22	@ Boston	T	3-3	3-1-2
7	10/24	@ Toronto	W	1-0	4-1-2
8	10/25	@ Buffalo	W	4-0	5-1-2
9	10/28	@ Minnesota	L	1-2	5-2-2
10	10/31	@ Pittsburgh	W	5-2	6-2-2
11	11/01	@ NY Rangers	L	2-5	6-3-2
12	11/04	DETROIT	W	4-2	7-3-2
13	11/07	@ Philadelphia	T	1-1	7-3-3
14	11/08	MINNESOTA	T	3-3	7-3-4
15	11/11	PHILADELPHIA	W	7-1	8-3-4
16	11/14	NY RANGERS	W	2-1	9-3-4
17	11/15	VANCOUVER	W	4-2	10-3-4
18	11/21	@ St. Louis	T	3-3	10-3-5
19	11/22	CALIFORNIA	W	9-0	11-3-5
20	11/25	MONTREAL	W	5-3	12-3-5
21	11/26	@ Boston	L	2-3	12-4-5
22	11/28	PHILADELPHIA	W	3-1	13-4-5
23	11/29	LOS ANGELES	W	5-3	14-4-5
24	12/02	BOSTON	W	4-3	15-4-5
25	12/05	@ Minnesota	W	4-1	16-4-5
26	12/06	TORONTO	W	6-2	17-4-5
27	12/09	BUFFALO	W	6-1	18-4-5
28	12/12	@ Toronto	L	1-2	18-5-5
29	12/13	MINNESOTA	W	5-2	19-5-5
30	12/16	ST. LOUIS	W	8-3	20-5-5
31	12/20	PITTSBURGH	W	2-1	21-5-5
32	12/22	@ California	L	2-5	21-6-5
33	12/23	@ Los Angeles	W	6-4	22-6-5
34	12/26	@ Vancouver	W	4-2	23-6-5
35	12/31	@ Detroit	W	8-3	24-6-5
36	01/02	@ Philadelphia	W	3-1	25-6-5
37	01/03	@ Buffalo	W	5-3	26-6-5
38	01/06	LOS ANGELES	L	2-4	26-7-5
39	01/09	BOSTON	W	4-3	27-7-5
40	01/10	MINNESOTA	L	2-3	27-8-5
41	01/13	BUFFALO	W	4-2	28-8-5
42	01/16	@ St. Louis	L	2-3	28-9-5
43	01/17	NY RANGERS	W	4-3	29-9-5
44	01/21	DETROIT	W	2-0	30-9-5
45	01/23	@ Boston	L	2-6	30-10-5
46	01/24	CALIFORNIA	W	5-3	31-10-5
47	01/26	@ Vancouver	T	3-3	31-10-6

GM	DATE	OPPONENT	RESULT	SCORE	RECORD
48	01/28	PITTSBURGH	W	4-1	32-10-6
49	01/29	@ Pittsburgh	L	1-3	32-11-6
50	01/31	MONTREAL	W	4-1	33-11-6
51	02/03	@ NY Rangers	W	4-2	34-11-6
52	02/04	@ Philadelphia	L	2-6	34-12-6
53	02/06	@ Minnesota	W	6-2	35-12-6
54	02/07	PITTSBURGH	W	1-0	36-12-6
55	02/10	TORONTO	L	2-3	36-13-6
56	02/13	@ Pittsburgh	L	4-5	36-14-6
57	02/14	VANCOUVER	W	3-1	37-14-6
58	02/17	BUFFALO	W	5-1	38-14-6
59	02/20	@ Montreal	L	1-7	38-15-6
60	02/21	LOS ANGELES	W	7-5	39-15-6
61	02/26	@ California	W	3-1	40-15-6
62	02/27	@ Los Angeles	W	4-1	41-15-6
63	03/03	@ St. Louis	W	5-1	42-15-6
64	03/05	@ Buffalo	T	2-2	42-15-7
65	03/06	@ Toronto	T	2-2	42-15-8
66	03/10	NY RANGERS	L	2-4	42-16-8
67	03/13	@ Montreal	W	4-1	43-16-8
68	03/14	ST. LOUIS	T	4-4	43-16-9
69	03/16	@ Vancouver	W	7-4	44-16-9
70	03/18	@ Los Angeles	L	2-3	44-17-9
71	03/19	@ California	W	5-2	45-17-9
72	03/21	DETROIT	W	2-0	46-17-9
73	03/24	BOSTON	W	2-1	47-17-9
74	03/27	PHILADELPHIA	W	3-1	48-17-9
75	03/28	MONTREAL	L	1-2	48-18-9
76	03/31	@ NY Rangers	L	2-4	48-19-9
77	04/03	@ Detroit	W	4-1	49-19-9
78	04/04	TORONTO	L	2-3	49-20-9



PLAYER	GP	G	A	PTS	PIM
HULL, BOBBY	78	44	52	96	32
MIKITA, STAN	74	24	48	72	85
HULL, DENNIS	78	40	26	66	16
MARTIN, PIT	62	22	33	55	40
CAMPBELL, BRYAN	78	17	37	54	26
STAPLETON, PAT	76	7	44	51	30
KOROLL, CLIFF	72	16	34	50	85
MAKI, CHICO	72	22	26	48	18
PAPPIN, JIM	58	22	23	45	40
PINDER, GERRY	74	13	18	31	35
MALONEY, DAN	74	12	14	26	174
ANGOTTI, LOU	65	9	16	25	19
WHITE, BILL	67	4	21	25	64
NESTERENKO, ERIC	76	8	15	23	28
MAGNUSON, KEITH	76	3	20	23	291
KORAB, JERRY	46	4	14	18	152
JARRETT, DOUG	51	1	12	13	46
SHMYR, PAUL	57	1	12	13	41

PLAYER	GP	G	A	PTS	PIM
O'SHEA, DANNY	18	4	7	11	10
MOHNS, DOUG	39	4	6	10	16
ROMANCHYCH, LARRY	10	0	2	2	2
FOLEY, RICK	2	0	1	1	8
ESPOSITO, TONY	57	0	1	1	4
MCKAY, RAY	2	0	0	0	0
DESJARDINS, GERRY	22	0	0	0	6
MELOCHE, GILLES	2	0	0	0	0
BROWN, KEN	1	0	0	0	0

GOALIES	GP	W	L	T	MIN	GA	SO	AVG
ESPOSITO, TONY	57	35	14	7	3,325	126	6	2.27
DESJARDINS, GERRY	22	12	6	2	1,217	49	0	2.42
MELOCHE, GILLES	2	2	0	0	120	6	0	3
BROWN, KEN	1	0	0	0	18	1	0	3.33

2015 CUP
LEADERSHIP
PLAYERS
2014-15
OPPONENTS
TRADITION
RECORDS
PLAYOFFS
HISTORY
MINORS
NHL
MEDIA

1971-72 CHICAGO BLACKHAWKS

46-17-15, 107 POINTS, 1ST WEST DIVISION

2015 CUP	LEADERSHIP	PLAYERS	2014-15	OPPONENTS	TRADITION	RECORDS	PLAYOFFS	HISTORY	MINORS	NHL	MEDIA
----------	------------	---------	---------	-----------	-----------	---------	----------	---------	--------	-----	-------

GM	DATE	OPPONENT	RESULT	SCORE	RECORD	GM	DATE	OPPONENT	RESULT	SCORE	RECORD
1	10/09	@ St. Louis	W	4-2	1-0-0	48	01/29	@ Pittsburgh	W	4-2	33-10-5
2	10/10	DETROIT	W	2-1	2-0-0	49	01/30	DETROIT	W	4-2	34-10-5
3	10/13	ST. LOUIS	W	1-0	3-0-0	50	02/01	@ Los Angeles	L	4-7	34-11-5
4	10/16	@ Minnesota	W	3-2	4-0-0	51	02/04	@ Vancouver	W	6-2	35-11-5
5	10/17	LOS ANGELES	W	4-0	5-0-0	52	02/06	MINNESOTA	W	5-0	36-11-5
6	10/20	@ NY Rangers	L	1-3	5-1-0	53	02/09	@ NY Rangers	L	1-4	36-12-5
7	10/21	@ Buffalo	W	5-2	6-1-0	54	02/10	@ Montreal	L	1-7	36-13-5
8	10/23	@ Pittsburgh	W	5-2	7-1-0	55	02/12	@ Detroit	T	3-3	36-13-6
9	10/24	@ Philadelphia	L	1-2	7-2-0	56	02/13	TORONTO	W	3-1	37-13-6
10	10/26	@ Detroit	W	5-2	8-2-0	57	02/15	@ St. Louis	W	3-2	38-13-6
11	10/30	@ Los Angeles	W	5-1	9-2-0	58	02/16	PHILADELPHIA	T	3-3	38-13-7
12	10/31	@ Vancouver	L	2-6	9-3-0	59	02/20	BOSTON	L	1-3	38-14-7
13	11/01	PHILADELPHIA	W	3-0	10-3-0	60	02/23	BUFFALO	L	1-2	38-15-7
14	11/06	@ Montreal	L	1-2	10-4-0	61	02/24	@ Buffalo	L	3-5	38-16-7
15	11/07	PITTSBURGH	W	4-1	11-4-0	62	02/26	CALIFORNIA	W	3-0	39-16-7
16	11/10	BOSTON	W	3-1	12-4-0	63	02/27	VANCOUVER	T	3-3	39-16-8
17	11/14	CALIFORNIA	W	4-1	13-4-0	64	03/01	@ Los Angeles	W	6-4	40-16-8
18	11/17	VANCOUVER	W	3-0	14-4-0	65	03/03	@ California	T	4-4	40-16-9
19	11/20	@ Boston	L	1-2	14-5-0	66	03/05	@ Minnesota	L	1-2	40-17-9
20	11/21	PITTSBURGH	W	7-3	15-5-0	67	03/08	@ NY Rangers	T	3-3	40-17-10
21	11/24	MONTREAL	T	3-3	15-5-1	68	03/11	@ Montreal	T	1-1	40-17-11
22	11/27	@ Toronto	T	3-3	15-5-2	69	03/12	@ Detroit	W	3-2	41-17-11
23	11/28	TORONTO	W	4-1	16-5-2	70	03/15	NY RANGERS	W	3-1	42-17-11
24	11/30	@ Vancouver	L	2-4	16-6-2	71	03/18	@ Toronto	T	2-2	42-17-12
25	12/03	@ California	L	1-2	16-7-2	72	03/19	BUFFALO	T	3-3	42-17-13
26	12/05	LOS ANGELES	W	7-0	17-7-2	73	03/23	@ Philadelphia	W	4-2	43-17-13
27	12/08	NY RANGERS	T	2-2	17-7-3	74	03/25	@ Boston	T	5-5	43-17-14
28	12/09	@ Buffalo	W	3-1	18-7-3	75	03/26	ST. LOUIS	W	4-0	44-17-14
29	12/11	@ Toronto	W	3-1	19-7-3	76	03/29	MONTREAL	T	5-5	44-17-15
30	12/12	MINNESOTA	W	5-3	20-7-3	77	04/01	@ St. Louis	W	2-0	45-17-15
31	12/15	BUFFALO	W	2-1	21-7-3	78	04/02	DETROIT	W	6-1	46-17-15
32	12/18	@ Minnesota	W	4-1	22-7-3						
33	12/19	ST. LOUIS	W	2-0	23-7-3						
34	12/22	@ California	W	4-1	24-7-3						
35	12/26	LOS ANGELES	W	6-3	25-7-3						
36	12/29	BOSTON	L	1-5	25-8-3						
37	01/02	PHILADELPHIA	W	6-2	26-8-3						
38	01/05	PITTSBURGH	T	3-3	26-8-4						
39	01/08	@ Pittsburgh	W	4-0	27-8-4						
40	01/09	MONTREAL	W	5-2	28-8-4						
41	01/12	NY RANGERS	T	5-5	28-8-5						
42	01/15	@ Boston	L	2-4	28-9-5						
43	01/16	MINNESOTA	W	3-2	29-9-5						
44	01/19	CALIFORNIA	W	2-0	30-9-5						
45	01/20	@ Philadelphia	L	2-3	30-10-5						
46	01/23	TORONTO	W	4-0	31-10-5						
47	01/27	VANCOUVER	W	4-0	32-10-5						



PLAYER	GP	G	A	PTS	PIM	PLAYER	GP	G	A	PTS	PIM
HULL, BOBBY	78	50	45	95	24	LACROIX, ANDRE	51	4	7	11	6
MARTIN, PIT	78	24	51	75	56	BORDELEAU, J.P.	3	0	2	2	2
HULL, DENNIS	78	30	39	69	10	ESPOSITO, TONY	48	0	1	1	2
MINKTA, STAN	74	26	39	65	46	SMITH, GARY	28	0	0	0	0
PAPPIN, JIM	64	27	21	48	38	DESJARDINS, GERRY	6	0	0	0	0
MAKI, CHICO	62	13	34	47	22						
KOROLL, CLIFF	76	22	23	45	51						
STAPLETON, PAT	78	3	38	41	47						
WHITE, BILL	76	7	22	29	58						
JARRETT, DOUG	78	6	23	29	68						
MAGNUSON, KEITH	74	2	19	21	201						
CAMPBELL, BRYAN	75	5	13	18	22						
ANGOTTI, LOU	65	5	10	15	23						
O'SHEA, DANNY	48	6	9	15	28						
BORDELEAU, CHRIS	25	6	8	14	6						
KORAB, JERRY	73	9	5	14	95						
NESTERENKO, ERIC	38	4	8	12	27						
MAGGS, DARYL	59	7	4	11	4						

GOALIES	GP	W	L	T	MIN	GA	SO	AVG
ESPOSITO, TONY	48	31	10	6	2,780	82	9	1.77
SMITH, GARY	28	14	5	6	1,540	62	5	2.42
DESJARDINS, GERRY	6	1	2	3	360	21	0	3.53

GM	DATE	OPPONENT	RESULT	SCORE	RECORD
48	01/24	VANCOUVER	T	3-3	26-17-5
49	01/27	@ Boston	W	4-2	27-17-5
50	01/28	MINNESOTA	W	5-1	28-17-5
51	02/01	@ NY Islanders	W	5-3	29-17-5
52	02/03	@ Philadelphia	T	2-2	29-17-6
53	02/04	ST. LOUIS	W	5-2	30-17-6
54	02/07	BUFFALO	W	2-1	31-17-6
55	02/09	@ Atlanta	W	4-3	32-17-6
56	02/11	PHILADELPHIA	W	7-2	33-17-6
57	02/14	NY ISLANDERS	W	4-2	34-17-6
58	02/17	@ St. Louis	L	3-4	34-18-6
59	02/18	BOSTON	L	1-4	34-19-6
60	02/21	MONTREAL	L	2-4	34-20-6
61	02/24	@ Pittsburgh	L	0-2	34-21-6
62	02/25	ATLANTA	W	4-2	35-21-6
63	02/27	@ NY Islanders	W	5-3	36-21-6
64	02/28	@ NY Rangers	T	3-3	36-21-7
65	03/03	@ Toronto	T	3-3	36-21-8
66	03/04	@ Boston	L	0-4	36-22-8
67	03/08	@ Los Angeles	L	1-4	36-23-8
68	03/10	@ Vancouver	W	4-2	37-23-8
69	03/11	@ California	W	5-1	38-23-8
70	03/14	NY RANGERS	W	4-2	39-23-8
71	03/17	@ Atlanta	L	2-3	39-24-8
72	03/18	DETROIT	L	0-2	39-25-8
73	03/21	BUFFALO	W	6-2	40-25-8
74	03/24	ATLANTA	W	7-0	41-25-8
75	03/25	MONTREAL	W	6-5	42-25-8
76	03/28	@ Montreal	L	3-4	42-26-8
77	03/31	@ Detroit	L	2-4	42-27-8
78	04/01	TORONTO	T	4-4	42-27-9



PLAYER	GP	G	A	PTS	PIM			
BACKSTROM, RALPH	16	6	3	9	2			
OGLIVIE, BRIAN	12	1	2	3	4			
ESPOSITO, TONY	56	0	2	2	0			
KRYSKOW, DAVE	11	1	0	1	0			
L'ABBE, MAURICE	5	0	1	1	0			
LEDINGHAM, WALT	9	0	1	1	4			
MAGGS, DARYL	17	0	0	0	4			
SMITH, GARY	23	0	0	0	5			
GOALIES	GP	W	L	T	MINs	GA	SO	AVG
ESPOSITO, TONY	56	32	17	7	3,340	140	4	2.51
SMITH, GARY	23	10	10	2	1,340	79	0	3.54

HISTORY OF THE BLACKHAWKS

1973-74 CHICAGO BLACKHAWKS


2015 CUP	LEADERSHIP	PLAYERS	2014-15	OPPONENTS	TRADITION	RECORDS	PLAYOFFS	HISTORY	MINORS	NHL	MEDIA
----------	------------	---------	---------	-----------	-----------	---------	----------	---------	--------	-----	-------

GM	DATE	OPPONENT	RESULT	SCORE	RECORD	GM	DATE	OPPONENT	RESULT	SCORE	RECORD
1	10/10	@ Los Angeles	W	3-0	1-0-0	48	02/02	@ Pittsburgh	W	3-1	23-11-14
2	10/12	@ California	L	2-3	1-1-0	49	02/03	ST. LOUIS	W	3-0	24-11-14
3	10/14	MINNESOTA	T	1-1	1-1-1	50	02/06	ATLANTA	T	1-1	24-11-15
4	10/17	VANCOUVER	W	5-0	2-1-1	51	02/08	@ Atlanta	W	3-0	25-11-15
5	10/21	NY ISLANDERS	T	3-3	2-1-2	52	02/10	PITTSBURGH	W	5-3	26-11-15
6	10/24	@ Buffalo	L	1-3	2-2-2	53	02/13	LOS ANGELES	W	4-0	27-11-15
7	10/27	@ St. Louis	T	4-4	2-2-3	54	02/16	@ NY Islanders	W	4-0	28-11-15
8	10/28	TORONTO	T	1-1	2-2-4	55	02/17	TORONTO	W	4-1	29-11-15
9	11/01	@ Philadelphia	L	0-1	2-3-4	56	02/20	CALIFORNIA	W	3-0	30-11-15
10	11/03	@ Minnesota	L	4-5	2-4-4	57	02/23	PHILADELPHIA	W	3-1	31-11-15
11	11/04	NY RANGERS	W	4-1	3-4-4	58	02/24	PITTSBURGH	L	2-4	31-12-15
12	11/07	@ California	T	1-1	3-4-5	59	02/27	@ Minnesota	W	3-1	32-12-15
13	11/09	@ Vancouver	W	4-0	4-4-5	60	02/28	@ Buffalo	T	2-2	32-12-16
14	11/11	@ Los Angeles	W	3-0	5-4-5	61	03/03	@ Detroit	T	6-6	32-12-17
15	11/14	@ NY Rangers	T	4-4	5-4-6	62	03/06	@ California	T	3-3	32-12-18
16	11/16	@ Atlanta	W	6-1	6-4-6	63	03/07	@ Los Angeles	L	2-3	32-12-18
17	11/17	@ Pittsburgh	W	4-1	7-4-6	64	03/09	@ Vancouver	T	4-4	32-12-19
18	11/21	ST. LOUIS	W	4-1	8-4-6	65	03/13	MONTREAL	T	3-3	32-12-20
19	11/24	@ Toronto	W	3-1	9-4-6	66	03/14	@ NY Rangers	W	5-2	33-12-20
20	11/25	MONTREAL	L	4-6	9-5-6	67	03/16	@ Montreal	W	3-1	34-12-20
21	11/28	BOSTON	T	3-3	9-5-7	68	03/17	ATLANTA	T	3-3	34-12-21
22	12/01	@ Montreal	W	5-0	10-5-7	69	03/20	BUFFALO	L	2-3	34-12-21
23	12/02	PITTSBURGH	W	2-1	11-5-7	70	03/23	@ Philadelphia	W	3-1	35-12-21
24	12/05	@ Detroit	W	8-2	12-5-7	71	03/24	MINNESOTA	W	6-0	36-12-21
25	12/09	MINNESOTA	W	5-3	13-5-7	72	03/27	@ Toronto	W	5-3	37-12-21
26	12/12	PHILADELPHIA	T	2-2	13-5-8	73	03/28	@ Buffalo	T	2-2	37-12-22
27	12/15	@ NY Islanders	T	3-3	13-5-9	74	03/30	@ Detroit	W	2-1	38-12-22
28	12/16	@ NY Rangers	W	6-1	14-5-9	75	03/31	ST. LOUIS	T	2-2	38-12-23
29	12/19	BUFFALO	T	2-2	15-5-10	76	04/03	BOSTON	W	6-2	39-12-23
30	12/22	@ Philadelphia	L	2-4	15-6-10	77	04/06	@ St. Louis	W	6-3	40-12-23
31	12/23	VANCOUVER	W	6-2	16-6-10	78	04/07	DETROIT	W	7-4	41-12-23
32	12/26	LOS ANGELES	T	3-3	16-6-11						
33	12/29	@ Pittsburgh	W	4-2	17-6-11						
34	12/30	TORONTO	L	3-4	16-7-11						
35	01/02	NY ISLANDERS	W	5-1	17-7-11						
36	01/03	@ Atlanta	L	2-3	17-8-11						
37	01/06	CALIFORNIA	W	9-4	18-8-11						
38	01/09	LOS ANGELES	T	4-4	18-8-12						
39	01/10	@ Boston	T	2-2	18-8-13						
40	01/13	DETROIT	W	4-1	19-8-13						
41	01/16	BOSTON	T	5-5	19-8-14						
42	01/19	NY RANGERS	L	2-3	19-9-14						
43	01/20	VANCOUVER	W	7-2	20-9-14						
44	01/24	@ Boston	W	2-1	21-9-14						
45	01/26	@ Montreal	L	1-4	21-10-14						
46	01/27	NY ISLANDERS	L	2-4	21-11-14						
47	01/31	CALIFORNIA	W	2-1	22-11-14						

1974

BLACK HAWKS

1974



Black Hawk

Don MacLean, Don Smith,



PLAYER	GP	G	A	PTS	PIM	PLAYER	GP	G	A	PTS	PIM
MIRKA, STAN	76	30	50	80	46	FRIG, LEN	66	4	10	14	35
MARTIN, PIT	78	30	47	77	43	MAGNUSSEN, KEITH	57	2	11	13	105
PAPPIN, JIM	78	32	41	73	76	ESPOSITO, TONY	70	0	1	1	0
HULL, DENNIS	74	29	39	68	15	VESSOR, MIKE	10	0	1	1	0
REDMOND, DICK	76	17	42	59	69	DONALDSON, GARY	1	0	0	0	0
KOROLL, CLIFF	78	21	25	46	32	PALMER, ROB	1	0	0	0	0
WHITE, BILL	69	5	31	36	52						
RUSSELL, PHIL	75	10	25	35	184						
MAKI, CHICO	69	9	26	35	12						
TALLON, DALE	65	15	19	34	36						
ROTA, DARCY	74	21	12	33	58						
MARKS, JOHN	76	15	18	31	22						
POWIS, LYNN	57	8	15	21	6						
BORDELEAU, J.P.	64	11	9	20	11						
KRYSKOW, DAVE	72	7	12	19	22						
GAGNON, GERMAIN	14	3	14	17	4						
JARRETT, DOUG	67	5	11	16	45						
								</			

1974-75 CHICAGO BLACKHAWKS
37-35-8, 82 POINTS, 3RD SMYTHE DIVISION

1975 BLACK HAWKS 1975

Top Row: (l. to r.) J. Bergstrom, J. Bergstrom, J. Bergstrom, J. Bergstrom, J. Bergstrom, J. Bergstrom, J. Bergstrom, J. Bergstrom, J. Bergstrom, J. Bergstrom, J. Bergstrom, J. Bergstrom.
 Middle Row: (l. to r.) J. Bergstrom, J. Bergstrom, J. Bergstrom, J. Bergstrom, J. Bergstrom, J. Bergstrom.
 Front Row: (l. to r.) J. Bergstrom, J. Bergstrom, J. Bergstrom, J. Bergstrom.

Top Row: (l. to r.) J. Bergstrom, J. Bergstrom, J. Bergstrom, J. Bergstrom, J. Bergstrom, J. Bergstrom, J. Bergstrom, J. Bergstrom, J. Bergstrom, J. Bergstrom, J. Bergstrom, J. Bergstrom.
 Middle Row: (l. to r.) J. Bergstrom, J. Bergstrom, J. Bergstrom, J. Bergstrom, J. Bergstrom, J. Bergstrom.
 Front Row: (l. to r.) J. Bergstrom, J. Bergstrom, J. Bergstrom, J. Bergstrom.

GOALIES	GP	W	L	T	MINS	GA	SO	AVG
ESPOSITO, TONY	71	34	30	7	4,219	193	6	2.74
DUMAS, MICHEL	3	2	0	0	121	7	0	3.47
VEISOR, MIKE	9	1	5	1	460	36	0	4.78

1975-76 CHICAGO BLACKHAWKS

32-30-18, 82 POINTS, 1ST SMYTHE DIVISION

2015 CUP	LEADERSHIP	PLAYERS	2014-15	OPPONENTS	TRADITION	RECORDS	PLAYOFFS	HISTORY	MINORS	NHL	MEDIA
----------	------------	---------	---------	-----------	-----------	---------	----------	---------	--------	-----	-------

GM	DATE	OPPONENT	RESULT	SCORE	RECORD
1	10/08	@ NY Rangers	T	2-2	0-0-1
2	10/11	@ Toronto	L	1-2	0-1-1
3	10/12	VANCOUVER	W	3-0	1-1-1
4	10/15	DETROIT	T	4-4	1-1-2
5	10/16	@ Buffalo	L	1-7	1-2-2
6	10/18	@ Minnesota	W	3-1	2-2-2
7	10/19	MINNESOTA	W	3-2	3-2-2
8	10/22	LOS ANGELES	L	3-5	3-3-2
9	10/25	@ Kansas City	W	4-0	4-3-2
10	10/26	WASHINGTON	L	5-7	4-4-2
11	10/29	MONTREAL	W	2-1	5-4-2
12	11/01	@ Detroit	W	3-1	6-4-2
13	11/02	VANCOUVER	W	6-1	7-4-2
14	11/05	PHILADELPHIA	T	4-4	7-4-3
15	11/08	@ Pittsburgh	W	7-5	8-4-3
16	11/09	MINNESOTA	W	3-0	9-4-3
17	11/12	@ NY Rangers	T	4-4	9-4-4
18	11/13	@ Philadelphia	T	5-5	9-4-5
19	11/15	@ Montreal	T	4-4	9-4-6
20	11/19	@ Los Angeles	W	4-2	10-4-6
21	11/22	@ Vancouver	T	1-1	10-4-7
22	11/26	TORONTO	T	4-4	10-4-8
23	11/29	BOSTON	T	4-4	10-4-9
24	11/30	KANSAS CITY	T	1-1	10-4-10
25	12/03	PITTSBURGH	T	3-3	10-4-11
26	12/04	@ Philadelphia	L	2-5	10-5-11
27	12/07	ATLANTA	L	0-2	10-6-11
28	12/10	@ Washington	W	7-2	11-6-11
29	12/13	@ Minnesota	L	1-2	11-7-11
30	12/14	ST. LOUIS	L	3-4	11-8-11
31	12/17	PHILADELPHIA	L	2-4	11-9-11
32	12/19	@ California	L	2-5	11-10-11
33	12/21	NY ISLANDERS	W	5-2	12-10-11
34	12/25	ST. LOUIS	W	4-1	13-10-11
35	12/27	@ Toronto	W	4-1	14-10-11
36	12/28	BUFFALO	T	2-2	14-10-12
37	12/30	CALIFORNIA	W	5-3	15-10-12
38	01/03	@ NY Islanders	T	1-1	15-10-13
39	01/04	PITTSBURGH	W	5-3	16-10-13
EX	01/07	SOVIET WINGS	L	2-4	-----
40	01/09	@ Atlanta	T	1-1	16-10-14
41	01/11	NY RANGERS	L	2-6	16-11-14
42	01/14	@ California	T	2-2	16-11-15
43	01/16	@ Vancouver	W	2-1	17-11-15
44	01/18	PHILADELPHIA	W	2-0	18-11-15
45	01/21	@ NY Rangers	T	3-3	18-11-16
46	01/24	@ St. Louis	W	2-1	19-11-16
47	01/25	KANSAS CITY	W	3-1	20-11-16

GM	DATE	OPPONENT	RESULT	SCORE	RECORD
48	01/28	ATLANTA	W	7-3	21-11-16
49	01/29	@ Boston	L	3-5	21-12-16
50	01/31	@ Detroit	L	1-2	21-13-16
51	02/01	VANCOUVER	L	2-3	21-14-16
52	02/04	@ Montreal	L	3-8	21-15-16
53	02/06	@ Atlanta	W	2-1	22-15-16
54	02/08	WASHINGTON	W	4-2	23-15-16
55	02/11	LOS ANGELES	L	4-7	23-16-16
56	02/14	@ Kansas City	W	5-4	24-16-16
57	02/15	BOSTON	L	1-4	24-17-16
58	02/18	BUFFALO	T	4-4	24-17-17
59	02/21	@ Pittsburgh	L	1-10	24-18-17
60	02/22	CALIFORNIA	L	2-5	24-19-17
61	02/24	@ Vancouver	W	4-1	25-19-17
62	02/26	@ Los Angeles	W	6-2	26-19-17
63	02/28	@ NY Islanders	L	1-4	26-20-17
64	02/29	@ Washington	L	1-4	26-21-17
65	03/04	@ Buffalo	L	3-6	26-22-17
66	03/06	@ St. Louis	L	4-7	26-23-17
67	03/10	MONTREAL	L	1-5	26-24-17
68	03/13	@ Minnesota	W	4-1	27-24-17
69	03/14	NY ISLANDERS	L	3-5	27-25-17
70	03/16	@ Kansas City	W	6-3	28-25-17
71	03/17	TORONTO	W	6-5	29-25-17
72	03/20	@ NY Islanders	L	2-4	29-26-17
73	03/21	DETROIT	L	0-6	29-27-17
74	03/24	ATLANTA	L	2-7	29-28-17
75	03/25	@ Boston	L	2-4	29-29-17
76	03/27	NY RANGERS	L	5-6	29-30-17
77	03/28	MINNESOTA	W	5-3	30-30-17
78	03/31	KANSAS CITY	W	6-3	31-30-17
79	04/03	@ St. Louis	T	3-3	31-30-18
80	04/04	ST. LOUIS	W	7-2	32-30-18



PLAYER	GP	G	A	PTS	PIM
MARTIN, PIT	80	32	39	71	44
HULL, DENNIS	80	27	39	66	28
BOLDIREV, IVAN	78	28	34	62	33
TALLON, DALE	80	15	47	62	101
KOROLL, CLIFF	80	25	33	58	29
MIKITA, STAN	48	16	41	57	37
MARKS, JOHN	80	21	23	44	43
RUSSELL, PHIL	74	9	29	38	194
ROTA, DARCY	79	20	17	37	73
REDMOND, DICK	53	9	27	36	25
SHEEHAN, BOBBY	78	11	20	31	18
BORDELEAU, J.P.	76	12	18	30	6
MULVEY, GRANT	64	11	17	28	72
DAIGLE, ALAIN	71	15	9	24	15
WHITE, BILL	59	1	9	10	44
MAGNUSON, KEITH	48	1	6	7	99
MAKI, CHICO	22	0	6	6	2
JOHNSTON, JOEY	32	0	5	5	6

PLAYER	GP	G	A	PTS	PIM
MURRAY, BOB	64	1	2	3	44
PALMER, ROB	2	0	1	1	0
ESPOSITO, TONY	68	0	1	1	2
LOGAN, DAVE	2	0	0	0	0
HOLT, RANDY	12	0	0	0	13
GAGNON, GERMAIN	5	0	0	0	2
VILLEMURE, GILLES	15	0	0	0	0

GOALIES	GP	W	L	T	MIN	GA	SO	AVG
ESPOSITO, TONY	68	30	23	13	4,003	198	4	2.97
VILLEMURE, GILLES	15	2	7	5	797	57	0	4.29

1976-77 CHICAGO BLACKHAWKS

26-43-11, 63 POINTS, 3RD SMYTHE DIVISION

GM	DATE	OPPONENT	RESULT	SCORE	RECORD	GM	DATE	OPPONENT	RESULT	SCORE	RECORD
1	10/06	@ St. Louis	W	6-4	1-0-0	49	01/23	PHILADELPHIA	T	2-2	17-24-8
2	10/09	@ NY Islanders	L	1-2	1-1-0	50	01/27	@ Vancouver	T	1-1	17-24-9
3	10/10	VANCOUVER	W	5-1	2-1-0	51	01/30	CLEVELAND	W	9-3	18-24-9
4	10/13	PITTSBURGH	W	4-1	3-1-0	52	02/02	ATLANTA	W	4-2	19-24-9
5	10/15	@ Colorado	L	3-5	3-2-0	53	02/05	@ Philadelphia	L	0-6	19-25-9
6	10/17	MINNESOTA	W	3-0	4-2-0	54	02/05	@ Cleveland	L	2-3	19-26-9
7	10/19	@ Cleveland	L	0-3	4-3-0	55	02/06	MINNESOTA	L	0-3	19-27-9
8	10/21	@ Philadelphia	L	1-5	4-4-0	56	02/09	WASHINGTON	T	4-4	19-27-10
9	10/23	@ Minnesota	L	3-4	4-5-0	57	02/12	COLORADO	W	4-2	20-27-10
10	10/24	ST. LOUIS	W	7-2	5-5-0	58	02/15	ATLANTA	W	4-2	21-27-10
11	10/27	MONTREAL	T	4-4	5-5-1	59	02/15	@ St. Louis	L	1-5	21-28-10
12	10/30	@ Detroit	W	4-1	6-5-1	60	02/16	@ Buffalo	L	0-3	21-29-10
13	10/31	WASHINGTON	W	5-4	7-5-1	61	02/19	@ Minnesota	L	2-6	21-30-10
14	11/04	@ Boston	L	5-7	7-6-1	62	02/20	TORONTO	L	8-10	21-31-10
15	11/06	@ Montreal	L	3-11	7-7-1	63	02/23	DETROIT	W	5-2	22-31-10
16	11/07	COLORADO	L	2-3	7-8-1	64	02/26	NY RANGERS	W	2-1	23-31-10
17	11/10	PHILADELPHIA	T	2-2	7-8-2	65	02/27	VANCOUVER	L	3-4	23-32-10
18	11/12	@ Washington	W	5-4	8-8-2	66	03/02	@ Buffalo	L	3-6	23-33-10
19	11/14	LOS ANGELES	W	5-4	9-8-2	67	03/03	@ Washington	L	4-7	23-34-10
20	11/17	@ NY Rangers	L	2-3	9-9-2	68	03/06	@ Boston	L	2-6	23-35-10
21	11/19	@ Atlanta	L	3-5	9-10-2	69	03/08	@ Los Angeles	L	1-7	23-36-10
22	11/21	@ Pittsburgh	L	0-5	9-11-2	70	03/10	@ Vancouver	L	0-5	23-37-10
23	11/24	@ Los Angeles	W	5-4	10-11-2	71	03/12	@ Montreal	L	1-5	23-38-10
24	11/27	@ Vancouver	L	3-4	10-12-2	72	03/16	NY ISLANDERS	L	0-5	23-39-10
25	12/01	BOSTON	L	3-5	10-13-2	73	03/19	@ NY Islanders	T	2-2	23-39-11
26	12/04	@ Toronto	T	2-2	10-13-3	74	03/20	PITTSBURGH	W	3-2	24-39-11
27	12/05	VANCOUVER	L	2-4	10-14-3	75	03/23	LOS ANGELES	L	1-3	24-40-11
28	12/08	MONTREAL	L	3-4	10-15-3	76	03/26	MINNESOTA	W	7-2	25-40-11
29	12/11	@ Atlanta	L	1-3	10-16-3	77	03/27	@ NY Rangers	W	5-3	26-40-11
30	12/12	NY ISLANDERS	L	2-6	10-17-3	78	03/30	@ St. Louis	L	1-4	26-41-11
31	12/16	@ Philadelphia	L	1-4	10-18-3	79	04/01	@ Atlanta	L	4-6	26-42-11
32	12/18	NY RANGERS	T	3-3	10-18-4	80	04/03	CLEVELAND	L	2-4	26-43-11
33	12/19	ST. LOUIS	L	4-6	10-19-4						
34	12/21	@ Minnesota	T	3-3	10-19-5						
35	12/22	BUFFALO	L	2-4	10-20-5						
36	12/26	COLORADO	W	5-3	11-20-5						
37	12/29	DETROIT	W	6-3	12-20-5						
38	12/31	@ Colorado	T	2-2	12-20-6						
39	01/02	TORONTO	W	6-4	13-20-6						
40	01/05	BUFFALO	W	2-1	14-20-6						
41	01/08	@ Pittsburgh	L	2-4	14-21-6						
42	01/09	BOSTON	L	2-4	14-22-6						
43	01/12	NY ISLANDERS	W	2-1	15-22-6						
44	01/15	@ Toronto	W	4-1	16-22-6						
45	01/16	NY RANGERS	L	2-5	16-23-6						
46	01/18	@ Colorado	T	7-7	16-23-7						
47	01/19	ST. LOUIS	L	3-5	16-24-7						
48	01/22	@ Detroit	W	3-0	17-24-7						



PLAYER	GP	G	A	PTS	PIM	PLAYER	GP	G	A	PTS	PIM
BOLDIREV, IVAN	80	24	38	62	40	LOGAN, DAVE	34	0	2	2	61
MARTIN, PIT	75	17	36	53	22	ESPOSITO, TONY	69	0	2	2	6
MIKITA, STAN	57	19	30	49	20	DUMAS, MICHEL	5	0	1	1	0
REDMOND, DICK	80	22	25	47	30	MCNILL, JEFF	1	0	0	0	0
ROTA, DARCY	76	24	22	46	82	BULLEY, TED	2	0	0	0	0
RUSSELL, PHIL	76	9	36	45	233	ARCHAMBAULT, MICHEL	3	0	0	0	0
HARRISON, JIM	60	18	23	41	97	MCKEGNEY, IAN	3	0	0	0	2
KOROLL, CLIFF	80	15	26	41	8	VAYDIK, GREG	5	0	0	0	0
HULL, DENNIS	75	16	17	33	2	HINTON, DAN	14	0	0	0	16
BORDELEAU, J.P.	60	15	14	29	20	VILLEMORE, GILLES	6	0	0	0	0
MULVEY, GRANT	80	10	14	24	111	VEISOR, MIKE	3	0	0	0	0
BOWMAN, KIRK	55	10	13	23	6						
ORR, BOBBY	20	4	19	23	25						
MARKS, JOHN	80	7	15	22	41						
MURRAY, BOB	77	10	11	21	71						
TALLON, DALE	70	5	16	21	65						
DAIGLE, ALAIN	73	12	8	20	11						
MAGNUSON, KEITH	37	1	6	7	86						
HOLT, RANDY	12	0	3	3	14						
WYLIE, DUANE	8	2	0	2	0						

GOALIES	GP	W	L	T	MIN	GA	SO	AVG
ESPOSITO, TONY	69	25	36	8	4,067	234	2	3.45
DUMAS, MICHEL	5	0	1	2	241	17	0	4.23
VEISOR, MIKE	3	1	2	0	180	13	0	4.33
VILLEMORE, GILLES	6	0	4	1	312	28	0	5.38

HISTORY OF THE BLACKHAWKS

1977-78 CHICAGO BLACKHAWKS
32-29-19, 83 POINTS, 1ST SMYTHE DIVISION

2015 CUP	LEADERSHIP	PLAYERS	2014-15	OPPONENTS	TRADITION	RECORDS	PLAYOFFS	HISTORY	MINORS	NHL	MEDIA
----------	------------	---------	---------	-----------	-----------	---------	----------	---------	--------	-----	-------

GM	DATE	OPPONENT	RESULT	SCORE	RECORD	GM	DATE	OPPONENT	RESULT	SCORE	RECORD
1	10/13	@ Philadelphia	L	1-5	0-1-0	48	01/28	DETROIT	W	6-1	19-17-12
2	10/15	COLORADO	T	3-3	0-1-1	49	02/01	PHILADELPHIA	W	3-1	20-17-12
3	10/16	@ Buffalo	W	2-0	1-1-1	50	02/04	@ Vancouver	W	5-1	21-17-12
4	10/19	BUFFALO	T	2-2	1-1-2	51	02/08	NY ISLANDERS	W	5-4	22-17-12
5	10/22	@ Colorado	L	0-3	1-2-2	52	02/09	@ Montreal	T	3-3	22-17-13
6	10/23	ST. LOUIS	W	2-0	2-2-2	53	02/12	ATLANTA	T	2-2	22-17-14
7	10/26	PHILADELPHIA	T	2-2	2-2-3	54	02/14	@ Pittsburgh	L	1-2	22-18-14
8	10/28	@ Cleveland	W	4-2	3-2-3	55	02/15	COLORADO	T	2-2	22-18-15
9	10/30	CLEVELAND	W	6-1	4-2-3	56	02/18	BOSTON	W	4-2	23-18-15
10	11/02	@ Washington	T	2-2	4-2-4	57	02/19	PITTSBURGH	T	2-2	23-18-16
11	11/05	MINNESOTA	W	5-2	5-2-4	58	02/22	NY RANGERS	W	2-2	24-18-16
12	11/06	ATLANTA	T	3-3	5-2-5	59	02/23	@ NY Rangers	L	2-6	24-19-16
13	11/09	MINNESOTA	T	2-2	5-2-6	60	02/25	@ NY Islanders	L	1-7	24-20-16
14	11/12	@ Pittsburgh	L	4-7	5-3-6	61	02/26	TORONTO	L	3-5	24-21-16
15	11/13	MONTREAL	L	2-3	5-4-6	62	03/01	@ Vancouver	L	2-3	24-22-16
16	11/15	@ NY Islanders	T	1-1	5-4-7	63	03/04	@ Los Angeles	W	6-3	25-22-16
17	11/16	@ NY Rangers	L	2-5	5-5-7	64	03/05	@ Colorado	T	2-2	25-22-17
18	11/20	@ Boston	L	0-1	5-6-7	65	03/08	@ Minnesota	W	4-3	26-22-17
19	11/23	@ Los Angeles	L	3-8	5-7-7	66	03/11	@ Atlanta	L	1-4	26-23-17
20	11/25	@ Colorado	W	5-1	6-7-7	67	03/12	@ Buffalo	aL	2-5	26-24-17
21	11/26	@ Vancouver	T	2-2	6-7-8	68	03/15	MONTREAL	L	2-6	26-25-17
22	11/30	BUFFALO	L	2-3	6-8-8	69	03/18	@ St. Louis	L	4-5	26-26-17
23	12/03	@ Montreal	L	2-3	6-9-8	70	03/19	PITTSBURGH	W	9-1	27-26-17
24	12/04	VANCOUVER	L	2-6	6-10-8	71	03/22	@ Washington	W	6-2	28-26-17
25	12/06	@ Detroit	W	2-1	7-10-8	72	03/23	@ Boston	L	0-7	28-27-17
26	12/07	NY ISLANDERS	L	0-4	7-11-8	73	03/25	@ St. Louis	T	2-2	28-27-18
27	12/10	@ Philadelphia	L	2-4	7-12-8	74	03/26	VANCOUVER	W	4-3	29-27-18
28	12/11	MINNESOTA	W	8-3	8-12-8	75	03/29	LOS ANGELES	W	5-1	30-27-18
29	12/13	@ NY Islanders	T	2-2	8-12-9	76	04/01	DETROIT	W	2-0	31-27-18
30	12/14	NY RANGERS	T	2-2	8-12-10	77	04/02	@ Cleveland	L	2-4	31-28-18
31	12/17	@ Toronto	L	1-7	8-13-10	78	04/05	COLORADO	T	4-4	31-28-19
32	12/18	ATLANTA	W	3-0	9-13-10	79	04/08	MINNESOTA	W	4-2	32-28-19
33	12/21	@ St. Louis	W	6-2	10-13-10	80	04/09	@ NY Rangers	L	2-3	32-29-19
34	12/22	LOS ANGELES	L	0-4	10-14-10						
35	12/27	@ Atlanta	W	4-2	11-14-10						
36	12/28	TORONTO	W	4-0	12-14-10						
EX	12/31	CZECHOSLOVAKIA	L	4-6	-----						
37	01/01	VANCOUVER	L	2-3	12-15-10						
38	01/04	BOSTON	L	0-3	12-16-10						
39	01/07	@ St. Louis	T	0-0	12-16-11						
40	01/08	WASHINGTON	W	3-1	13-16-11						
41	01/11	PHILADELPHIA	W	5-4	14-16-11						
42	01/14	@ Toronto	T	3-3	14-16-12						
43	01/18	WASHINGTON	W	5-2	15-16-12						
44	01/19	@ Detroit	L	2-4	15-17-12						
45	01/21	@ Minnesota	W	4-1	16-17-12						
46	01/22	ST. LOUIS	W	3-1	17-17-12						
47	01/26	CLEVELAND	W	5-0	18-17-12						

1978 CHICAGO BLACKHAWKS 1978
CONN SMITH DIVISION CHAMPS

Front Row: Minnesota Smith, Bill Gadsby, Doug MacMillan, Mike Cooper, Rick Wagoner
Back Row: Bill Gadsby, Dennis W. MacMillan, Mike Cooper, Rick Wagoner
Back Row: Bill Gadsby, Dennis W. MacMillan, Mike Cooper, Rick Wagoner
Back Row: Bill Gadsby, Dennis W. MacMillan, Mike Cooper, Rick Wagoner

[illegible]

1978-79 CHICAGO BLACKHAWKS

29-36-15, 73 POINTS, 1ST SMYTHE DIVISION

GM	DATE	OPPONENT	RESULT	SCORE	RECORD
1	10/11	ATLANTA	T	4-4	0-0-1
2	10/15	VANCOUVER	T	3-3	0-0-2
3	10/18	@ Washington	W	4-2	1-0-2
4	10/19	MINNESOTA	W	6-2	2-0-2
5	10/22	BOSTON	W	6-5	3-0-2
6	10/25	WASHINGTON	T	2-2	3-0-3
7	10/28	@ Detroit	L	2-7	3-1-3
8	10/29	MONTREAL	W	4-1	4-1-3
9	11/01	VANCOUVER	L	0-1	4-2-3
10	11/04	@ St. Louis	T	5-5	4-2-4
11	11/05	ST. LOUIS	W	3-1	5-2-4
12	11/08	TORONTO	W	2-1	6-2-4
13	11/10	@ Atlanta	L	3-5	6-3-4
14	11/12	LOS ANGELES	L	1-4	6-4-4
15	11/15	@ NY Rangers	L	1-8	6-5-4
16	11/16	@ Philadelphia	W	4-3	7-5-4
17	11/18	@ Colorado	L	3-8	7-6-4
18	11/20	@ Los Angeles	L	3-4	7-7-4
19	11/21	@ Vancouver	L	2-5	7-8-4
20	11/25	@ Montreal	W	8-3	8-8-4
21	11/29	VANCOUVER	T	1-1	8-8-5
22	12/02	@ Pittsburgh	L	2-5	8-9-5
23	12/03	COLORADO	W	4-3	9-9-5
24	12/07	@ Vancouver	L	2-4	9-10-5
25	12/09	@ St. Louis	W	4-2	10-10-5
26	12/10	DETROIT	T	3-3	10-10-6
27	12/13	BUFFALO	L	2-6	10-11-6
28	12/14	@ Buffalo	L	2-3	10-12-6
29	12/16	@ Colorado	L	1-5	10-13-6
30	12/17	PITTSBURGH	T	3-3	10-13-7
31	12/20	MONTREAL	L	3-5	10-14-7
32	12/21	@ Montreal	L	1-5	10-15-7
33	12/23	PHILADELPHIA	W	5-2	11-15-7
34	12/27	ST. LOUIS	W	4-3	12-15-7
35	12/30	NY RANGERS	L	4-5	12-16-7
36	01/03	BOSTON	L	3-6	12-17-7
37	01/04	@ Buffalo	T	3-3	12-17-8
38	01/06	@ Toronto	W	5-3	13-17-8
39	01/07	WASHINGTON	W	5-3	14-17-8
40	01/10	LOS ANGELES	W	3-0	15-17-8
41	01/13	@ Minnesota	L	3-4	15-18-8
42	01/17	COLORADO	W	2-1	16-18-8
43	01/19	@ Atlanta	L	1-6	16-19-8
44	01/20	@ NY Islanders	L	2-4	16-20-8
45	01/22	NY ISLANDERS	L	1-2	16-21-8
46	01/24	@ Vancouver	W	5-0	17-21-8
47	01/27	@ Washington	L	1-4	17-22-8
48	01/28	ST. LOUIS	L	2-7	17-23-8

GM	DATE	OPPONENT	RESULT	SCORE	RECORD
49	01/31	BOSTON	T	2-2	17-23-9
50	02/01	@ Boston	L	1-6	17-24-9
51	02/03	@ Atlanta	W	4-2	18-24-9
52	02/04	NY ISLANDERS	W	5-4	19-24-9
53	02/12	TORONTO	L	2-5	19-25-9
54	02/14	ATLANTA	T	4-4	19-25-10
55	02/17	@ St. Louis	W	5-1	20-25-10
56	02/18	COLORADO	W	5-3	21-25-10
57	02/21	BUFFALO	W	3-2	22-25-10
58	02/22	@ Buffalo	W	4-2	23-25-10
59	02/24	@ Pittsburgh	L	1-5	23-26-10
60	02/25	PITTSBURGH	T	2-2	23-26-11
61	02/28	@ Vancouver	T	4-4	23-26-12
62	03/02	@ Colorado	W	4-0	24-26-12
63	03/03	@ Los Angeles	L	5-8	24-27-12
64	03/08	@ Philadelphia	W	5-1	25-27-12
65	03/10	@ NY Islanders	L	1-7	25-28-12
66	03/11	@ NY Rangers	L	2-5	25-29-12
67	03/14	PHILADELPHIA	L	0-4	25-30-12
68	03/17	@ Boston	L	2-4	25-31-12
69	03/18	DETROIT	L	2-4	25-32-12
70	03/20	@ Detroit	L	3-5	25-33-12
71	03/21	NY RANGERS	L	6-7	25-34-12
72	03/24	@ Toronto	T	3-3	25-34-13
73	03/25	COLORADO	W	3-0	26-34-13
74	03/27	@ Colorado	T	1-1	26-34-14
75	03/29	NY ISLANDERS	W	6-1	27-34-14
76	04/01	VANCOUVER	T	2-2	27-34-15
77	04/03	@ Minnesota	L	3-4	27-35-15
78	04/04	MINNESOTA	W	7-1	28-35-15
79	04/07	@ St. Louis	L	1-4	28-36-15
80	04/08	ST. LOUIS	W	3-2	29-36-15



PLAYER	GP	G	A	PTS	PIM
BOLDIREV, IVAN	66	29	35	64	25
MIKITA, STAN	65	19	36	55	34
MURRAY, BOB	79	19	32	51	38
BULLEY, TED	75	27	23	50	153
MARKS, JOHN	80	21	24	45	35
KERR, REG	73	16	24	40	50
BORDELEAU, J.P.	63	15	21	36	34
MULVEY, GRANT	80	19	15	34	99
KOROLL, CLIFF	78	12	19	31	20
RUSSELL, PHIL	66	8	23	31	122
ROTA, DARCY	63	13	17	30	77
WILSON, DOUG	56	5	21	26	37
O'CONNELL, MIKE	48	4	22	26	20
DAIGLE, ALAIN	74	11	14	25	55
HIGGINS, TIM	36	7	16	23	30
LOGAN, DAVE	76	1	14	15	176
LYSIAK, TOM	14	0	10	10	14
WALTON, MIKE	26	6	3	9	4
HARRISON, JIM	21	4	5	9	22
HICKS, DOUG	44	1	8	9	15

PLAYER	GP	G	A	PTS	PIM
KELLY, BOB	63	2	5	7	85
MAGNUSON, KEITH	26	1	4	5	41
FOX, GREG	14	0	5	5	16
ORR, BOBBY	6	2	2	4	4
RIBBLE, PAT	12	1	3	4	8
PHILLIPOFF, HAROLD	14	0	4	4	6
HOFFMEYER, BOB	6	0	2	2	5
LECUEUR, DOUG	2	1	0	1	0
SAVARO, JEAN	11	0	1	1	9
VEISOR, MIKE	17	0	1	1	0
ESPOSITO, TONY	63	0	1	1	2
ZAHARKO, MILES	1	0	0	0	0

GOALIES	GP	W	L	T	MIN	GA	SO	AVG
ESPOSITO, TONY	63	24	28	11	3,780	206	4	3.27
VEISOR, MIKE	17	5	8	4	1,020	60	0	3.53

1979-80 CHICAGO BLACKHAWKS 34-27-19, 87 POINTS, 1ST SMYTHE DIVISION

2015 CUP	LEADERSHIP	PLAYERS	2014-15	OPPONENTS	TRADITION	RECORDS	PLAYOFFS	HISTORY	MINORS	NHL	MEDIA
----------	------------	---------	---------	-----------	-----------	---------	----------	---------	--------	-----	-------

GM	DATE	OPPONENT	RESULT	SCORE	RECORD	GM	DATE	OPPONENT	RESULT	SCORE	RECORD
1	10/10	EDMONTON	W	4-2	1-0-0	49	01/25	@ Atlanta	T	4-4	18-18-13
2	10/13	@ Minnesota	L	1-5	1-1-0	50	01/27	MINNESOTA	W	3-0	19-18-13
3	10/14	HARTFORD	T	3-3	1-1-1	51	01/30	WASHINGTON	W	5-2	20-18-13
4	10/17	MONTREAL	W	3-2	2-1-1	52	02/02	@ Toronto	W	5-4	21-18-13
5	10/20	@ Atlanta	T	2-2	2-1-2	53	02/05	TORONTO	W	4-2	22-18-13
6	10/21	QUEBEC	L	0-3	2-2-2	54	02/06	@ Quebec	T	3-3	22-18-14
7	10/24	WINNIPEG	W	4-0	3-2-2	55	02/09	@ Boston	L	2-5	22-19-14
8	10/27	@ NY Islanders	L	4-6	3-3-2	56	02/10	PITTSBURGH	W	3-2	23-19-14
9	10/28	BOSTON	L	1-4	3-4-2	57	02/13	NY RANGERS	W	3-1	24-19-14
10	10/31	BUFFALO	T	0-0	3-4-3	58	02/17	ATLANTA	W	3-2	25-19-14
11	11/03	@ Detroit	L	2-2	3-5-3	59	02/20	TORONTO	W	4-2	26-19-14
12	11/04	LOS ANGELES	L	3-5	3-6-3	60	02/23	@ Washington	L	2-6	26-20-14
13	11/08	@ Buffalo	T	3-3	3-6-4	61	02/24	BUFFALO	W	3-1	27-20-14
14	11/09	@ Hartford	W	4-2	4-6-4	62	02/27	EDMONTON	L	2-5	27-21-14
15	11/11	HARTFORD	T	5-5	4-6-5	63	03/01	@ Minnesota	W	4-1	28-21-14
16	11/14	VANCOUVER	L	2-5	4-7-5	64	03/02	@ Winnipeg	W	3-2	29-21-14
17	11/17	@ Colorado	W	4-1	5-7-5	65	03/05	@ Vancouver	T	3-3	29-21-15
18	11/18	MINNESOTA	T	3-3	5-7-6	66	03/07	@ Colorado	W	4-2	30-21-15
19	11/21	WASHINGTON	W	4-0	6-7-6	67	03/08	@ Los Angeles	T	3-3	30-21-16
20	11/24	@ Toronto	W	2-1	7-7-6	68	03/11	PHILADELPHIA	L	6-6	30-21-17
21	11/25	ST. LOUIS	W	6-3	8-7-6	69	03/14	@ Edmonton	L	4-6	30-22-17
22	11/28	@ Edmonton	L	2-4	8-8-6	70	03/16	NY ISLANDERS	L	1-6	30-23-17
23	11/30	@ Vancouver	T	1-1	8-8-7	71	03/19	QUEBEC	W	5-2	31-23-17
24	12/01	@ Los Angeles	L	0-7	8-9-7	72	03/22	@ NY Islanders	T	4-4	31-23-18
25	12/05	@ NY Rangers	T	3-3	8-9-8	73	03/23	ATLANTA	W	4-2	32-23-18
26	12/08	@ Pittsburgh	T	3-3	8-9-9	74	03/25	@ Montreal	L	4-8	32-23-19
27	12/09	@ Philadelphia	T	4-4	8-9-10	75	03/26	@ Quebec	W	7-2	33-24-19
28	12/12	NY RANGERS	L	2-5	8-10-10	76	03/30	COLORADO	T	2-2	33-24-20
29	12/13	@ Buffalo	L	2-5	8-11-10	77	04/01	@ St. Louis	L	2-5	33-25-20
30	12/15	@ Boston	W	2-1	9-11-10	78	04/02	WINNIPEG	L	2-5	33-26-20
31	12/16	DETROIT	W	7-3	10-11-10	79	04/05	@ Detroit	W	3-1	34-26-20
32	12/19	PITTSBURGH	T	0-0	10-11-11	80	04/06	ST. LOUIS	L	4-5	34-27-19
33	12/21	@ Winnipeg	L	1-4	10-12-11						
34	12/23	NY ISLANDERS	W	8-0	11-12-11						
35	12/26	@ St. Louis	T	3-3	11-12-12						
36	12/28	@ Washington	L	2-6	11-13-12						
37	12/30	BOSTON	W	5-3	12-13-12						
38	01/02	COLORADO	W	5-2	13-13-12						
39	01/05	@ Montreal	W	4-3	14-13-12						
40	01/06	VANCOUVER	W	3-1	15-13-12						
41	01/09	LOS ANGELES	L	1-6	15-14-12						
42	01/12	@ Pittsburgh	W	3-2	16-14-12						
43	01/13	DETROIT	W	3-2	17-14-12						
44	01/16	MONTREAL	L	1-6	17-15-12						
45	01/17	@ Philadelphia	L	1-5	17-16-12						
46	01/19	@ Hartford	L	3-5	17-17-12						
47	01/20	@ NY Rangers	W	2-1	18-17-12						
48	01/23	PHILADELPHIA	L	1-4	18-18-12						



PLAYER	GP	G	A	PTS	PIM	PLAYER	GP	G	A	PTS	PIM
RUSKOWSKI, TERRY	74	15	55	70	252	LOGAN, DAVE	12	2	3	5	34
LYSIAK, TOM	77	26	43	69	31	HUTCHISON, DAVE	38	0	5	5	73
MULVEY, GRANT	80	39	26	65	122	RIBBLE, PAT	23	1	2	3	14
PRESTON, RICH	80	31	30	61	70	SUTTER, DARRYL	8	2	0	2	2
WILSON, DOUG	73	12	49	61	70	PATERSON, RICK	11	0	2	2	0
MURRAY, BOB	74	16	34	50	60	ESPOSITO, TONY	69	0	1	1	2
BULLEY, TED	66	14	17	31	136	MAGNUSON, KEITH	3	0	0	0	4
O'CONNELL, MIKE	78	8	22	30	52	PHILLIPOFF, HAROLD	9	0	0	0	20
HIGGINS, TIM	74	13	12	25	50	VEISOR, MIKE	11	0	0	0	0
SEDLBAUER, RON	45	13	10	23	14						
BORDELEAU, J.P.	45	7	14	21	28						
MARKS, JOHN	74	6	15	21	51						
BROWN, KEITH	76	2	18	20	27						
KERR, REG	49	9	8	17	17						
DAIGLE, ALAIN	66	7	9	16	22						
TRIMPER, TIM	30	6	10	16	10						
FOX, GREG	71	4	11	15	73						
LECUYER, DOUG	53	3	10	13	59						
KOROLL, CLIFF	47	3	4	7	6						
MIKITA, STAN	17	2	5	7	12						

GOALIES	GP	W	L	T	MIN	GA	SO	AVG
ESPOSITO, TONY	69	31	22	16	4140	205	6	2.97
VEISOR, MIKE	11	3	5	3	660	37	0	3.36

1980-81 CHICAGO BLACKHAWKS

31-33-16, 78 POINTS, 2ND SMYTHE DIVISION

GM	DATE	OPPONENT	RESULT	SCORE	RECORD
1	10/09	BUFFALO	W	4-3	1-0-0
2	10/11	@ Montreal	W	5-4	2-0-0
3	10/12	CALGARY	T	3-3	2-0-1
4	10/15	VANCOUVER	W	4-2	3-0-1
5	10/17	@ Winnipeg	L	2-6	3-1-1
6	10/19	WASHINGTON	W	8-4	4-1-1
7	10/21	@ Washington	L	0-2	4-2-1
8	10/23	MONTREAL	L	2-7	4-3-1
9	10/25	@ Colorado	L	3-5	4-4-1
10	10/26	QUEBEC	W	7-4	5-4-1
11	10/28	@ Detroit	T	2-2	5-4-2
12	10/29	WINNIPEG	W	8-4	6-4-2
13	11/02	ST. LOUIS	L	3-5	6-5-2
14	11/05	NY RANGERS	T	3-3	6-5-3
15	11/08	@ NY Islanders	L	3-7	6-6-3
16	11/09	MINNESOTA	L	1-7	6-7-3
17	11/11	@ Quebec	T	6-6	6-7-4
18	11/13	@ Calgary	T	4-4	6-7-5
19	11/15	@ Minnesota	L	2-5	6-8-5
20	11/16	EDMONTON	L	4-5	6-9-5
21	11/19	BUFFALO	W	5-2	7-9-5
22	11/22	@ Minnesota	W	6-2	8-9-5
23	11/23	HARTFORD	W	11-3	9-9-5
24	11/26	@ Edmonton	L	3-10	9-10-5
25	11/28	@ Vancouver	L	4-6	9-11-5
26	11/29	@ Los Angeles	L	2-5	9-12-5
27	12/04	@ Philadelphia	L	5-7	9-13-5
28	12/06	@ Pittsburgh	L	4-6	9-14-5
29	12/07	@ NY Rangers	L	4-5	9-15-5
30	12/10	PHILADELPHIA	T	2-2	9-15-6
31	12/11	@ St. Louis	W	5-2	10-15-6
32	12/13	@ Detroit	L	3-7	10-16-6
33	12/14	NY RANGERS	W	2-1	11-16-6
34	12/17	COLORADO	L	1-6	11-17-6
35	12/20	@ Toronto	W	5-2	12-17-6
36	12/21	NY ISLANDERS	L	0-9	12-18-6
37	12/26	@ Buffalo	L	2-3	12-19-6
38	12/28	TORONTO	L	3-6	12-20-6
39	12/31	BOSTON	L	2-4	12-21-6
40	01/03	@ Montreal	L	1-2	12-22-6
41	01/04	PITTSBURGH	W	3-2	13-22-6
42	01/07	COLORADO	W	6-2	14-22-6
43	01/10	@ Pittsburgh	W	5-3	15-22-6
44	01/11	CALGARY	W	2-1	16-22-6
45	01/15	BOSTON	W	3-2	17-22-6
46	01/17	@ Hartford	W	3-2	18-22-6
47	01/18	QUEBEC	W	7-2	19-22-6
48	01/21	MONTREAL	W	4-2	20-22-6

GM	DATE	OPPONENT	RESULT	SCORE	RECORD
49	01/24	@ St. Louis	L	2-4	20-23-6
50	01/28	VANCOUVER	W	7-3	21-23-6
51	01/30	@ Edmonton	L	2-4	21-24-6
52	01/31	@ Calgary	T	3-3	21-24-7
53	02/02	PITTSBURGH	W	8-4	22-24-7
54	02/04	EDMONTON	W	6-3	23-24-7
55	02/07	@ Hartford	W	6-2	24-24-7
56	02/08	WINNIPEG	W	9-1	25-24-7
57	02/12	LOS ANGELES	T	5-5	25-24-8
58	02/14	@ Colorado	W	4-3	26-24-8
59	02/15	HARTFORD	T	4-4	26-24-9
60	02/18	@ Washington	T	5-5	26-24-10
61	02/21	@ NY Islanders	L	3-6	26-25-10
62	02/22	TORONTO	L	4-7	26-26-10
63	02/25	WASHINGTON	T	2-2	26-26-11
64	02/27	@ Buffalo	L	1-6	26-27-11
65	03/01	ST. LOUIS	T	4-4	26-27-12
66	03/04	DETROIT	T	3-3	26-27-13
67	03/07	@ Boston	L	1-7	26-28-13
68	03/08	@ Quebec	W	3-2	27-28-13
69	03/11	@ Los Angeles	T	4-4	27-28-14
70	03/13	@ Vancouver	L	3-5	27-29-14
71	03/15	@ Winnipeg	W	8-2	28-29-14
72	03/18	PHILADELPHIA	W	5-1	29-29-14
73	03/21	@ Philadelphia	T	4-4	29-29-15
74	03/22	NY ISLANDERS	L	2-6	29-30-15
75	03/25	LOS ANGELES	L	2-4	29-31-15
76	03/28	@ Boston	L	2-5	29-32-15
77	03/29	DETROIT	W	4-3	30-32-15
78	04/01	@ Toronto	T	2-2	30-32-16
79	04/03	@ NY Rangers	L	1-3	30-33-16
80	04/05	MINNESOTA	W	8-4	31-33-16



PLAYER	GP	G	A	PTS	PIM
LYSIAK, TOM	72	21	55	76	20
SAVARO, DENIS	76	28	47	75	47
SUTTER, DARRYL	76	40	22	62	86
KERR, REG	70	30	30	60	56
MURRAY, BOB	77	13	47	60	93
HIGGINS, TIM	78	24	35	59	86
RUSKOWSKI, TERRY	72	8	51	59	225
WILSON, DOUG	76	12	39	51	80
BROWN, KEITH	80	9	34	43	80
BULLEY, TED	68	18	16	34	95
MULVEY, GRANT	42	18	14	32	81
SHARPLEY, GLEN	35	10	16	26	12
SECORD, AL	41	13	9	22	145
PRESTON, RICH	47	7	14	21	24
O'CONNELL, MIKE	34	5	16	21	32
FOX, GREG	75	3	16	19	112
SEDLBAUER, RON	39	12	3	15	12
MARKS, JOHN	39	8	6	14	28
ZAHARKO, MILES	42	3	11	14	40
HUTCHISON, DAVE	59	2	9	11	124

PLAYER	GP	G	A	PTS	PIM
PATERSON, RICK	49	8	2	10	18
MARSH, PETER	29	4	6	10	10
ROBIDOUX, FLORENT	39	6	2	8	75
ESPOSITO, TONY	66	0	3	3	0
SOLHEIM, KEN	5	2	0	2	0
YOUNG, BRIAN	8	0	2	2	6
CROSSMAN, DOUG	9	0	2	2	2
LARMER, STEVE	4	0	1	1	0
GARDNER, BILL	1	0	0	0	0
LECLOVER, DOUG	14	0	0	0	41
BANNERMAN, MURRAY	15	0	0	0	0

GOALIES	GP	W	L	T	MIN	GA	SO	AVG
ESPOSITO, TONY	66	29	23	14	3,935	246	0	3.75
BANNERMAN, MURRAY	15	2	10	2	865	62	0	4.3

2015 CUP

LEADERSHIP

PLAYERS

2014-15

OPPONENTS

TRADITION

RECORDS

PLAYOFFS

HISTORY

MINORS

NHL

MEDIA

HISTORY OF THE BLACKHAWKS

1981-82 CHICAGO BLACKHAWKS 30-38-12, 72 POINTS, 4TH NORRIS DIVISION

2015 CUP	LEADERSHIP	PLAYERS	2014-15	OPPONENTS	TRADITION	RECORDS	PLAYOFFS	HISTORY	MINORS	NHL	MEDIA
----------	------------	---------	---------	-----------	-----------	---------	----------	---------	--------	-----	-------

GM	DATE	OPPONENT	RESULT	SCORE	RECORD
1	10/07	PITTSBURGH	T	5-5	0-0-1
2	10/10	@ Toronto	L	8-9	0-1-1
3	10/11	CALGARY	W	3-0	1-1-1
4	10/14	BOSTON	L	5-8	1-2-1
5	10/17	@ St. Louis	L	3-7	1-3-1
6	10/18	EDMONTON	W	7-5	2-3-1
7	10/21	MONTREAL	T	3-3	2-3-2
8	10/23	@ Winnipeg	T	5-5	2-3-3
9	10/25	ST. LOUIS	T	4-4	2-3-4
10	10/28	WINNIPEG	W	7-6	3-3-4
11	10/31	@ Hartford	T	2-2	3-3-5
12	11/01	TORONTO	W	9-4	4-3-5
13	11/04	LOS ANGELES	W	5-4	5-3-5
14	11/06	@ Winnipeg	L	3-4	5-4-5
15	11/08	CALGARY	W	10-4	6-4-5
16	11/11	DETROIT	T	5-5	6-4-6
17	11/14	@ Detroit	L	3-6	6-5-6
18	11/15	COLORADO	W	10-0	7-5-6
19	11/18	BUFFALO	W	4-3	8-5-6
20	11/21	@ Minnesota	W	6-4	9-5-6
21	11/22	MINNESOTA	T	1-1	9-5-7
22	11/25	@ Vancouver	L	2-6	9-6-7
23	11/27	@ Edmonton	L	1-8	9-7-7
24	11/28	@ Calgary	T	4-4	9-7-8
25	12/02	@ Colorado	L	2-3	9-8-8
26	12/05	@ Los Angeles	W	3-2	10-8-8
27	12/09	WASHINGTON	W	7-3	11-8-8
28	12/12	@ Minnesota	L	3-6	11-9-8
29	12/13	HARTFORD	W	8-3	12-9-8
30	12/16	WINNIPEG	T	3-3	12-9-9
31	12/19	@ Washington	W	6-4	13-9-9
32	12/20	TORONTO	L	1-3	13-10-9
33	12/23	PHILADELPHIA	L	6-7	13-11-9
34	12/26	@ Winnipeg	W	3-2	14-11-9
35	12/27	ST. LOUIS	L	3-4	14-12-9
36	12/29	@ Quebec	L	1-8	14-13-9
37	12/30	@ Montreal	L	3-6	14-14-9
38	01/02	@ NY Islanders	L	3-5	14-15-9
39	01/03	DETROIT	W	4-3	15-15-9
40	01/06	PITTSBURGH	W	6-3	16-15-9
41	01/09	@ NY Rangers	L	5-7	16-16-9
42	01/10	VANCOUVER	W	3-2	17-16-9
43	01/13	@ Buffalo	L	2-6	17-17-9
44	01/16	@ St. Louis	L	6-8	17-18-9
45	01/17	@ Minnesota	L	5-7	17-19-9
46	01/20	DETROIT	L	4-5	17-20-9
47	01/22	@ Winnipeg	L	5-6	17-21-9
48	01/23	MINNESOTA	L	4-8	17-22-9

GM	DATE	OPPONENT	RESULT	SCORE	RECORD
49	01/25	HARTFORD	L	5-6	17-23-9
50	01/27	EDMONTON	T	3-3	17-23-10
51	01/30	@ Washington	L	2-5	17-24-10
52	01/31	TORONTO	L	2-5	17-25-10
53	02/03	ST. LOUIS	W	9-5	18-25-10
54	02/04	@ Detroit	L	4-6	18-26-10
55	02/06	@ Boston	W	4-3	19-26-10
56	02/07	MINNESOTA	W	5-2	20-26-10
57	02/11	NY ISLANDERS	L	2-8	20-27-10
58	02/13	@ Toronto	W	6-4	21-27-10
59	02/15	VANCOUVER	L	1-4	21-28-10
60	02/17	BUFFALO	L	2-3	21-29-10
61	02/21	QUEBEC	W	5-3	22-29-10
62	02/23	@ NY Islanders	L	1-5	22-30-10
63	02/24	@ NY Rangers	L	4-6	22-31-10
64	02/27	@ Los Angeles	W	5-3	23-31-10
65	02/28	@ Colorado	L	3-5	23-32-10
66	03/03	WINNIPEG	L	2-4	23-33-10
67	03/06	PHILADELPHIA	W	4-1	24-33-10
68	03/07	BOSTON	W	5-1	25-33-10
69	03/10	@ Toronto	W	7-6	26-33-10
70	03/11	@ Montreal	L	0-4	26-34-10
71	03/13	@ Quebec	L	3-9	26-35-10
72	03/18	@ Philadelphia	T	4-4	26-35-11
73	03/20	@ Detroit	W	4-3	27-35-11
74	03/22	@ Toronto	L	5-8	27-36-11
75	03/24	DETROIT	W	6-4	28-36-11
76	03/27	@ Pittsburgh	T	3-3	28-36-12
77	03/28	ST. LOUIS	L	3-8	28-37-12
78	03/31	NY RANGERS	L	1-4	28-38-12
79	04/03	@ St. Louis	W	7-4	29-38-12
80	04/04	MINNESOTA	W	4-3	30-38-12



PLAYER	GP	G	A	PTS	PIM
SAVARD, DENIS	80	32	87	119	82
WILSON, DOUG	76	39	46	85	54
LYSIAK, TOM	71	32	50	82	84
SECORD, AL	80	44	31	75	303
HIGGINS, TIM	74	20	30	50	85
MULVEY, GRANT	73	30	19	49	141
PRESTON, RICH	75	15	28	43	30
CROSSMAN, DOUG	70	12	28	40	24
KERR, REG	59	11	28	39	39
RUSKOWSKI, TERRY	60	7	30	37	120
SUTTER, DARRYL	40	23	12	35	31
BULLEY, TED	59	12	18	30	120
MURRAY, BOB	45	8	22	30	48
MARSH, PETER	57	10	18	28	47
BROWN, KEITH	33	4	20	24	26
GARDNER, BILL	69	8	15	23	20
HUTCHISON, DAVE	66	5	18	23	246
FOX, GREG	79	2	19	21	137
SHARPLEY, GLEN	36	9	7	16	11
PATERSON, RICK	48	4	7	11	8

PLAYER	GP	G	A	PTS	PIM
DUPONT, JEROME	34	0	4	4	51
LUDZIK, STEVE	8	2	1	3	2
ROBIDOUX, FLORENT	4	1	2	3	0
ZAHARKO, MILES	15	1	2	3	18
FEAMSTER, DAVE	29	0	2	2	29
ESPOSITO, TONY	52	0	2	2	0
MARKS, JOHN	13	1	0	1	7
BANNERMAN, MURRAY	29	0	1	1	0
MURRAY, TROY	1	0	0	0	0
TANTI, TONY	2	0	0	0	0
LARMER, STEVE	3	0	0	0	0
SKORODENSKI, WARREN	1	0	0	0	0

GOALIES	GP	W	L	T	MIN	GA	SO	AVG
ESPOSITO, TONY	52	19	25	8	3,069	231	1	4.52
BANNERMAN, MURRAY	29	11	12	4	1,671	116	1	4.17
SKORODENSKI, WARREN	1	0	1	0	60	5	0	5

1982-83 CHICAGO BLACKHAWKS

47-23-10, 104 POINTS, 1ST NORRIS DIVISION

GM	DATE	OPPONENT	RESULT	SCORE	RECORD	GM	DATE	OPPONENT	RESULT	SCORE	RECORD
1	10/06	TORONTO	T	3-3	0-0-1	49	01/23	HARTFORD	W	4-2	30-12-7
2	10/09	@ Montreal	W	8-7	1-0-1	50	01/26	VANCOUVER	L	1-5	30-13-7
3	10/10	WINNIPEG	L	3-5	1-1-1	51	01/28	@ Buffalo	L	2-6	30-14-7
4	10/13	ST. LOUIS	W	6-4	2-1-1	52	01/30	@ NY Rangers	W	5-4	31-14-7
5	10/16	@ Toronto	W	3-2	3-1-1	53	02/01	@ St. Louis	W	5-0	32-14-7
6	10/17	DETROIT	W	6-4	4-1-1	54	02/02	PITTSBURGH	W	7-4	33-14-7
7	10/20	BUFFALO	W	4-0	5-1-1	55	02/05	DETROIT	W	4-3	34-14-7
8	10/25	@ St. Louis	L	4-5	5-2-1	56	02/06	NY RANGERS	W	4-1	35-14-7
9	10/24	NY ISLANDERS	W	4-2	6-2-1	57	02/09	NEW JERSEY	W	5-4	36-14-7
10	10/27	@ Edmonton	T	4-4	6-2-2	58	02/12	@ Minnesota	L	4-5	36-15-7
11	10/29	@ Vancouver	T	2-2	6-2-3	59	02/13	QUEBEC	L	4-5	36-16-7
12	10/30	@ Los Angeles	T	5-5	6-2-4	60	02/16	CALGARY	W	5-3	37-16-7
13	11/03	WASHINGTON	T	3-3	6-2-5	61	02/19	@ Hartford	W	4-2	38-16-7
14	11/07	TORONTO	W	7-3	7-2-5	62	02/23	NY ISLANDERS	T	4-4	38-16-8
15	11/10	MONTREAL	W	6-3	8-2-5	63	02/26	@ Minnesota	T	4-4	38-16-9
16	11/13	@ Detroit	W	3-2	9-2-5	64	02/27	MINNESOTA	L	1-2	38-17-9
17	11/14	MINNESOTA	W	5-4	10-2-5	65	03/02	LOS ANGELES	W	5-3	39-17-9
18	11/17	NEW JERSEY	W	5-3	11-2-5	66	03/05	@ Boston	L	3-6	39-18-9
19	11/20	@ NY Islanders	L	4-5	11-3-5	67	03/06	MONTREAL	W	5-4	40-18-9
20	11/21	DETROIT	W	3-0	12-3-5	68	03/08	@ Philadelphia	W	4-1	41-18-9
21	11/24	@ Winnipeg	W	7-5	13-3-5	69	03/10	@ Detroit	L	2-4	41-19-9
22	11/26	@ Hartford	W	4-3	14-3-5	70	03/12	@ Toronto	L	2-4	41-20-9
23	11/27	@ Quebec	W	3-1	15-3-5	71	03/13	@ Pittsburgh	W	4-3	42-20-9
24	11/29	@ New Jersey	W	3-1	16-3-5	72	03/16	ST. LOUIS	W	4-1	43-20-9
25	12/01	@ Pittsburgh	W	4-2	17-3-5	73	03/20	TORONTO	W	7-3	44-20-9
26	12/04	@ Washington	L	2-4	17-4-5	74	03/21	@ Minnesota	L	3-4	44-21-9
27	12/05	@ Buffalo	T	3-3	17-4-6	75	03/24	@ Calgary	L	5-6	44-22-9
28	12/08	NY RANGERS	W	7-2	18-4-6	76	03/25	@ Vancouver	T	3-3	44-22-10
29	12/11	@ Boston	L	2-4	18-5-6	77	03/27	DETROIT	W	6-0	45-22-10
30	12/12	QUEBEC	W	7-3	19-5-6	78	03/30	MINNESOTA	W	5-0	46-22-10
31	12/15	WINNIPEG	W	10-3	20-5-6	79	04/02	@ St. Louis	L	2-4	46-23-10
32	12/18	@ Toronto	W	8-5	21-5-6	80	04/03	ST. LOUIS	W	7-2	47-23-10
33	12/19	LOS ANGELES	W	6-4	22-5-6						
34	12/22	TORONTO	W	4-3	23-5-6						
35	12/26	ST. LOUIS	W	7-4	24-5-6						
36	12/28	@ Calgary	L	2-3	24-6-6						
37	12/29	@ Edmonton	W	8-6	25-6-6						
38	12/31	@ Detroit	L	1-4	25-7-6						
39	01/02	PHILADELPHIA	L	1-3	25-8-6						
40	01/04	@ St. Louis	W	4-2	26-8-6						
41	01/05	BOSTON	L	1-4	26-9-6						
42	01/08	@ Minnesota	L	1-4	26-10-6						
43	01/09	MINNESOTA	W	6-3	27-10-6						
44	01/12	EDMONTON	L	4-10	27-11-6						
45	01/15	@ Philadelphia	T	4-4	27-11-7						
46	01/16	DETROIT	W	4-2	28-11-7						
47	01/19	WASHINGTON	L	4-6	28-12-7						
48	01/22	@ Toronto	W	3-2	29-12-7						



PLAYER	GP	G	A	PTS	PIM	PLAYER	GP	G	A	PTS	PIM
SAVARD, DENIS	78	35	86	121	99	O'CALLAHAN, JACK	39	0	11	11	46
LARMER, STEVE	80	45	47	90	28	FIDLER, MIKE	4	2	1	3	4
SECORD, AL	80	54	32	86	180	RUSKOWSKI, TERRY	5	0	2	2	12
WILSON, DOUG	74	18	51	69	58	TANITI, TONY	1	1	0	1	0
SUTTER, DARRYL	80	31	30	61	53	BANNERMAN, MURRAY	41	0	1	1	2
LYSIAK, TOM	61	23	38	61	27	ESPOSITO, TONY	39	0	0	0	0
PRESTON, RICH	79	25	28	53	64	DUPONT, JEROME	1	0	0	0	0
CROSSMAN, DOUG	80	13	40	53	46	MULVEY, GRANT	3	0	0	0	0
GARDNER, BILL	77	15	25	40	12						
MURRAY, BOB	79	7	32	39	73						
BROWN, KEITH	50	4	27	31	20						
LUDZIK, STEVE	66	6	19	25	63						
HIGGINS, TIM	64	14	9	23	63						
PATERSON, RICK	79	14	9	23	14						
MARSH, PETER	68	6	14	20	55						
FRASER, CURT	38	6	13	19	77						
FEAMSTER, DAVE	78	6	12	18	69						
MURRAY, TROY	54	8	8	16	27						
CYR, DENIS	41	7	8	15	2						
FOX, GREG	76	0	12	12	81						


GOALIES	GP	W	L	T	MIN	GA	SO	AVG
ESPOSITO, TONY	39	23	11	5	2,340	135	1	3.46
BANNERMAN, MURRAY	41	24	12	5	2,460	127	4	3.1

HISTORY OF THE BLACKHAWKS

1983-84 CHICAGO BLACKHAWKS
30-42-8, 68 POINTS, 4TH NORRIS DIVISION

2015 CUP	LEADERSHIP	PLAYERS	2014-15	OPPONENTS	TRADITION	RECORDS	PLAYOFFS	HISTORY	MINORS	NHL	MEDIA
----------	------------	---------	---------	-----------	-----------	---------	----------	---------	--------	-----	-------

GM	DATE	OPPONENT	RESULT	SCORE	RECORD	GM	DATE	OPPONENT	RESULT	SCORE	RECORD
1	10/05	ST. LOUIS	W	4-3	1-0-0	48	01/20	@ Washington	L	3-5	18-26-4
2	10/08	@ St. Louis	L	1-4	1-1-0	49	01/21	@ Quebec	T	4-4 OT	18-26-5
3	10/09	DETROIT	W	6-4	2-1-0	50	01/23	@ Toronto	W	6-2	19-26-5
4	10/12	VANCOUVER	W	2-1	3-1-0	51	01/25	MINNESOTA	L	3-5	19-27-5
5	10/15	@ Toronto	L	8-10	3-2-0	52	01/28	@ Minnesota	W	4-2	20-27-5
6	10/16	MINNESOTA	W	4-3	4-2-0	53	01/29	PHILADELPHIA	T	5-5 OT	20-27-6
7	10/19	NEW JERSEY	W	6-3	5-2-0	54	02/01	TORONTO	W	7-2	21-27-6
8	10/22	@ St. Louis	L	1-2	5-3-0	55	02/03	@ Winnipeg	L	3-7	21-28-6
9	10/23	CALGARY	W	7-4	6-3-0	56	02/05	HARTFORD	L	3-4	21-29-6
10	10/25	BOSTON	W	5-1	7-3-0	57	02/08	@ Los Angeles	L	0-1	21-30-6
11	10/27	PITTSBURGH	L	2-4	7-4-0	58	02/11	@ St. Louis	T	1-1 OT	21-30-7
12	10/30	HARTFORD	W	6-1	8-4-0	59	02/12	CALGARY	L	4-6	21-31-7
13	11/03	@ Detroit	L	4-7	8-5-0	60	02/15	QUEBEC	W	5-2	22-31-7
14	11/05	@ Minnesota	L	5-10	8-6-0	61	02/18	@ Detroit	L	0-6	22-32-7
15	11/06	@ New Jersey	L	3-6	8-7-0	62	02/19	ST. LOUIS	W	6-5	23-32-7
16	11/09	MONTREAL	L	0-3	8-8-0	63	02/22	WASHINGTON	W	4-2	24-32-7
17	11/12	@ Hartford	L	1-6	8-9-0	64	02/25	@ Pittsburgh	T	3-3 OT	24-32-8
18	11/15	EDMONTON	W	5-3	9-9-0	65	02/26	DETROIT	L	2-4	24-33-8
19	11/16	ST. LOUIS	W	4-3	10-9-0	66	02/29	BUFFALO	W	4-3	25-33-8
20	11/19	@ Montreal	T	5-5 OT	10-9-1	67	03/03	@ Minnesota	L	3-6	25-34-8
21	11/20	MINNESOTA	L	3-4	10-10-1	68	03/04	TORONTO	W	5-4	26-34-8
22	11/23	@ Washington	T	2-2 OT	10-10-2	69	03/07	@ Edmonton	L	4-7	26-35-8
23	11/25	@ Buffalo	L	2-5	10-11-2	70	03/09	@ Vancouver	L	3-4 OT	26-36-8
24	11/26	@ NY Islanders	L	3-9	10-12-2	71	03/11	@ Los Angeles	L	3-4	26-37-8
25	11/29	@ New Jersey	L	2-3	10-13-2	72	03/14	@ Winnipeg	L	4-6	26-38-8
26	11/30	@ NY Rangers	W	4-0	11-13-2	73	03/16	@ Calgary	L	5-6	26-39-8
27	12/03	@ Quebec	L	2-3	11-14-2	74	03/19	@ Montreal	L	1-2	26-40-8
28	12/07	BUFFALO	W	4-2	12-14-2	75	03/21	WINNIPEG	W	6-2	27-40-8
29	12/08	@ Philadelphia	L	2-3	12-15-2	76	03/24	@ Toronto	L	3-7	27-41-8
30	12/11	DETROIT	W	4-2	13-15-2	77	03/25	TORONTO	W	5-4	28-41-8
31	12/13	@ St. Louis	L	1-4	13-16-2	78	03/28	MINNESOTA	L	3-6	28-42-8
32	12/14	LOS ANGELES	L	5-6	13-17-2	79	03/31	@ Detroit	W	4-2	29-42-8
33	12/17	@ Boston	W	5-2	14-17-2	80	04/01	DETROIT	W	4-3	30-42-8
34	12/18	BOSTON	L	1-5	14-18-2						
35	12/21	PHILADELPHIA	T	3-3 OT	14-18-3						
36	12/23	@ NY Rangers	L	2-3	14-19-3						
37	12/26	ST. LOUIS	W	3-1	15-19-3						
38	12/28	NY RANGERS	L	4-7	15-20-3						
39	12/31	@ Detroit	L	3-4	15-21-3						
40	01/02	@ Minnesota	L	5-6	15-22-3						
41	01/04	TORONTO	W	5-1	16-22-3						
42	01/07	@ NY Islanders	L	3-5	16-23-3						
43	01/08	VANCOUVER	W	2-0	17-23-3						
44	01/11	EDMONTON	L	3-5	17-24-3						
45	01/14	@ Toronto	T	2-2 OT	17-24-4						
46	01/15	PITTSBURGH	W	2-0	18-24-4						
47	01/18	NY ISLANDERS	L	1-9	18-25-4						



1983-84 CHICAGO BLACK HAWKS

Photo of the 1983-84 Chicago Black Hawks team, including players and coaches, posing in front of a building.



PLAYER	GP	G	A	PTS	PIM
SAVARD, DENIS	75	37	57	94	71
LARMER, STEVE	80	35	40	75	34
WILSON, DOUG	66	13	45	58	64
GARDNER, BILL	79	27	21	48	12
MURRAY, BOB	78	11	37	48	78
LYSIAK, TOM	54	17	30	47	35
SUTTER, DARRYL	59	20	20	40	44
BROWN, KEITH	74	10	25	35	94
WILSON, BEHN	59	10	22	32	143
MURRAY, TROY	61	15	15	30	45
LUDZIK, STEVE	80	9	20	29	73
PRESTON, RICH	75	10	18	28	50
CYR, DENIS	46	12	15	25	19
LARMER, JEFF	36	9	13	22	20
FRASER, CURT	29	5	12	17	26
O'CALLAHAN, JACK	70	4	13	17	67
PATERSON, RICK	72	7	6	13	41
TEAMSTER, DAVE	46	6	7	13	42
YAREMCHUK, KEN	47	6	7	13	19
MARSH, PETER	43	4	6	10	44
SECOND, AL	14	4	4	8	77

PLAYER	GP	G	A	PTS	PIM
HIGGINS, TIM	32	1	4	5	21
FLEX, GREG	24	0	5	5	31
DIETRICH, DON	17	0	5	5	0
BOYD, RANDY	23	0	4	4	16
MC MURPHY, TOM	27	3	1	4	42
DUPONT, JEROME	36	2	2	4	116
BANNERMAN, MURRAY	56	0	4	4	17
EPOSITO, TONY	18	0	3	3	0
ANHOLT, DARRELL	1	0	0	0	0
CAMAZZOLA, JIM	1	0	0	0	0
CASSIDY, BRUCE	1	0	0	0	0
FRAWLEY, DAN	3	0	0	0	0
PELENSKY, PERRY	4	0	0	0	5
JANECEK, BOB	8	0	0	0	2
ROBIDOUX, FLORENT	9	0	0	0	0

GOALIES	GP	W	L	T	MINs	GA	SO	AVG
BANNERMAN, MURRAY	56	23	29	4	3,335	188	2	3.38
EPOSITO, TONY	18	5	10	3	1,095	88	1	4.82
JANECEK, BOB	8	2	3	1	412	28	0	4.08

1984-85 CHICAGO BLACKHAWKS

38-35-7, 83 POINTS, 2ND NORRIS DIVISION

GM	DATE	OPPONENT	RESULT	SCORE	RECORD	GM	DATE	OPPONENT	RESULT	SCORE	RECORD
1	10/11	DETROIT	W	7-3	1-0-0	49	01/26	@ Toronto	W	5-2	22-24-3
2	10/13	@ NY Islanders	L	6-7 OT	1-1-0	50	01/27	TORONTO	L	2-6	22-25-3
3	10/14	WASHINGTON	L	3-5	1-2-0	51	01/30	WINNIPEG	L	3-6	22-26-3
4	10/17	ST. LOUIS	W	4-3	2-2-0	52	02/02	@ St. Louis	L	1-5	22-27-3
5	10/20	@ Detroit	L	4-7	2-3-0	53	02/03	ST. LOUIS	L	4-6	22-28-3
6	10/21	LOS ANGELES	W	5-2	3-3-0	54	02/06	TORONTO	W	3-2	23-28-3
7	10/24	VANCOUVER	W	9-3	4-3-0	55	02/09	@ Boston	W	6-5	24-28-3
8	10/27	@ St. Louis	W	5-4	5-3-0	56	02/10	BOSTON	W	4-3	25-28-3
9	10/28	HARTFORD	L	1-4	5-4-0	57	02/14	PITTSBURGH	W	5-4	26-28-3
10	10/30	@ Minnesota	T	5-5 OT	5-4-1	58	02/16	@ Detroit	L	4-7	26-29-3
11	11/02	@ Edmonton	L	2-4	5-5-1	59	02/17	DETROIT	T	4-4 OT	26-29-4
12	11/03	@ Vancouver	L	4-6	5-6-1	60	02/20	MONTREAL	W	3-2	27-29-4
13	11/05	@ Los Angeles	W	3-2	6-6-1	61	02/22	@ Minnesota	L	1-4	27-30-4
14	11/07	@ Calgary	W	5-3	7-6-1	62	02/24	DETROIT	W	3-2	28-30-4
15	11/10	@ Toronto	T	4-4 OT	7-6-2	63	02/25	@ Toronto	W	4-3 OT	29-30-4
16	11/14	NY RANGERS	W	6-4	8-6-2	64	02/27	NEW JERSEY	W	6-3	30-30-4
17	11/17	@ Hartford	W	7-0	9-6-2	65	03/02	@ St. Louis	T	4-4 OT	30-30-5
18	11/18	QUEBEC	L	3-5	9-7-2	66	03/05	ST. LOUIS	W	5-2	31-30-5
19	11/20	@ Quebec	L	2-3 OT	9-8-2	67	03/06	@ Minnesota	W	5-4	32-30-5
20	11/22	@ Montreal	L	2-3	9-9-2	68	03/08	@ Buffalo	L	2-7	32-31-5
21	11/24	@ Boston	W	2-1	10-9-2	69	03/10	MINNESOTA	L	2-3	32-32-5
22	11/25	@ Washington	L	0-5	10-10-2	70	03/11	@ NY Rangers	W	4-3 OT	33-32-5
23	11/27	@ Philadelphia	L	2-4	10-11-2	71	03/13	NY ISLANDERS	L	3-4	33-33-5
24	11/29	@ Pittsburgh	W	6-3	11-11-2	72	03/17	@ Vancouver	W	6-4	34-33-5
25	12/01	@ New Jersey	W	5-3	12-11-2	73	03/20	@ Edmonton	L	4-6	34-34-5
26	12/05	LOS ANGELES	T	5-5 OT	12-11-3	74	03/22	@ Calgary	W	3-1	35-34-5
27	12/08	@ Detroit	L	4-5	12-12-3	75	03/27	PHILADELPHIA	W	5-2	36-34-5
28	12/09	TORONTO	W	7-2	13-12-3	76	03/29	@ Winnipeg	T	5-5 OT	36-34-6
29	12/12	DETROIT	W	5-1	14-12-3	77	03/31	EDMONTON	L	3-7	36-35-6
30	12/15	@ Minnesota	W	5-3	15-12-3	78	04/03	NEW JERSEY	W	5-0	37-35-6
31	12/16	MINNESOTA	L	3-5	15-13-3	79	04/06	@ Detroit	T	2-2 OT	37-35-7
32	12/19	BUFFALO	L	3-6	15-14-3	80	04/07	NY RANGERS	W	3-1	38-35-7
33	12/21	TORONTO	W	4-3	16-14-3						
34	12/23	QUEBEC	L	2-3 OT	16-15-3						
35	12/26	@ St. Louis	L	3-4	16-16-3						
36	12/29	@ Toronto	W	5-4	17-16-3						
37	12/30	CALGARY	L	2-5	17-17-3						
38	01/02	MONTREAL	W	3-2	18-17-3						
39	01/05	@ Hartford	L	3-4	18-18-3						
40	01/06	ST. LOUIS	L	2-3	18-19-3						
41	01/09	MINNESOTA	W	4-3	19-19-3						
42	01/10	@ Philadelphia	L	1-6	19-20-3						
43	01/13	NY ISLANDERS	L	5-6	19-21-3						
44	01/16	WINNIPEG	W	6-3	20-21-3						
45	01/18	@ Buffalo	L	3-4	20-22-3						
46	01/19	@ Pittsburgh	L	4-5	20-23-3						
47	01/21	MINNESOTA	W	7-2	21-23-3						
48	01/23	WASHINGTON	L	2-3	21-24-3						



PLAYER	GP	G	A	PTS	PIM	PLAYER	GP	G	A	PTS	PIM
SAVARD, DENIS	79	38	67	105	56	BERGEVIN, MARC	60	0	6	6	54
LARMER, STEVE	80	46	40	86	16	TEAMSTER, DAVE	16	1	3	4	14
WILSON, DOUG	78	22	54	76	44	MCMURCHY, TOM	15	1	2	3	13
MURRAY, TROY	80	26	40	66	82	PRESLEY, WAYNE	3	0	1	1	0
GARDNER, BILL	74	17	34	51	12	BANNERMAN, MURRAY	60	0	1	1	8
FRASER, CURT	73	25	25	50	109	BOYD, RANDY	3	0	0	0	6
OLCZYK, ED	70	20	30	50	67	LARMER, JEFF	7	0	0	0	0
LYSIAK, TOM	74	16	30	46	13	SKOROZENSKI, WARREN	27	0	0	0	2
MURRAY, BOB	80	5	38	43	56	PANG, DARREN	1	0	0	0	0
SUTTER, DARRYL	49	20	18	38	12	CLIFFORD, CHRIS	1	0	0	0	0
WILSON, BEHN	76	10	23	33	185						
LUDZIK, STEVE	79	11	20	31	86						
SECOND, AL	51	15	11	26	193						
YAREMCHUK, KEN	63	10	16	26	16						
BROWN, KEITH	56	1	22	23	55						
PATERSON, RICK	79	7	12	19	25						
O'CALLAHAN, JACK	66	6	8	14	105						
DUPONT, JEROME	55	3	10	13	105						
MACMILLAN, BOB	36	5	7	12	12						
FRAYLEY, DAN	30	4	3	7	64						

GOALIES	GP	W	L	T	MIN	GA	SO	AVG
BANNERMAN, MURRAY	60	27	25	4	3,371	295	0	3.83
SKOROZENSKI, WARREN	27	11	9	3	1,396	75	2	3.22
PANG, DARREN	1	0	1	0	60	4	0	4
CLIFFORD, CHRIS	1	0	0	0	20	0	0	0


HISTORY OF THE BLACKHAWKS

1985-86 CHICAGO BLACKHAWKS
39-33-8, 86 POINTS, 1ST NORRIS DIVISION

2015 CUP	LEADERSHIP	PLAYERS	2014-15	OPPONENTS	TRADITION	RECORDS	PLAYOFFS	HISTORY	MINORS	NHL	MEDIA
----------	------------	---------	---------	-----------	-----------	---------	----------	---------	--------	-----	-------

GM	DATE	OPPONENT	RESULT	SCORE	RECORD	GM	DATE	OPPONENT	RESULT	SCORE	RECORD
1	10/10	@ Quebec	L	2-6	0-1-0	49	01/27	EDMONTON	L	3-4	23-19-7
2	10/12	@ Montreal	L	3-6	0-2-0	50	01/29	NY RANGERS	W	5-4	24-19-7
3	10/13	TORONTO	L	1-5	0-3-0	51	02/01	@ Toronto	W	7-4	25-19-7
4	10/16	PITTSBURGH	T	5-5 OT	0-3-1	52	02/02	TORONTO	L	3-4	25-20-7
5	10/19	@ Detroit	W	6-2	1-3-1	53	02/05	NY ISLANDERS	W	3-2	26-20-7
6	10/20	PHILADELPHIA	L	2-5	1-4-1	54	02/08	@ Quebec	L	5-6	26-21-7
7	10/23	HARTFORD	W	9-2	2-4-1	55	02/09	PHILADELPHIA	T	2-2 OT	26-21-8
8	10/24	@ New Jersey	W	6-4	3-4-1	56	02/11	BOSTON	W	5-4	27-21-8
9	10/27	WASHINGTON	L	2-4	3-5-1	57	02/13	TORONTO	W	5-4 OT	28-21-8
10	10/30	@ Minnesota	W	6-5	4-5-1	58	02/15	@ Toronto	L	3-4	28-22-8
11	11/02	@ Boston	L	4-5	4-6-1	59	02/16	ST. LOUIS	W	4-2	29-22-8
12	11/05	@ Washington	L	4-8	4-7-1	60	02/19	MINNESOTA	L	5-6	29-23-8
13	11/07	@ Philadelphia	L	2-6	4-8-1	61	02/21	@ Winnipeg	W	5-2	30-23-8
14	11/09	@ Pittsburgh	L	1-3	4-9-1	62	02/23	CALGARY	W	6-2	31-23-8
15	11/11	@ NY Rangers	W	5-4 OT	5-9-1	63	02/27	@ Los Angeles	W	6-3	32-23-8
16	11/13	QUEBEC	W	6-4	6-9-1	64	03/01	@ St. Louis	L	3-6	32-24-8
17	11/16	@ Toronto	L	4-6	6-10-1	65	03/02	ST. LOUIS	W	6-4	33-24-8
18	11/17	MINNESOTA	T	5-5 OT	6-10-2	66	03/05	DETROIT	L	3-8	33-25-8
19	11/20	VANCOUVER	W	2-0	7-10-2	67	03/08	@ Toronto	L	3-4	33-26-8
20	11/23	@ St. Louis	W	7-3	8-10-2	68	03/09	ST. LOUIS	W	4-2	34-26-8
21	11/24	LOS ANGELES	T	4-4 OT	8-10-3	69	03/12	BUFFALO	L	6-7	34-27-8
22	11/26	@ Vancouver	W	5-3	9-10-3	70	03/15	@ Hartford	L	4-11	34-28-8
23	11/30	@ Los Angeles	T	4-4 OT	9-10-4	71	03/16	VANCOUVER	W	5-4	35-28-8
24	12/03	@ Minnesota	L	2-9	9-11-4	72	03/22	@ Detroit	L	4-8	35-29-8
25	12/06	@ Calgary	L	2-5	9-12-4	73	03/23	@ NY Rangers	W	5-3	36-29-8
26	12/08	@ Edmonton	L	3-4	9-13-4	74	03/26	DETROIT	W	5-3	37-29-8
27	12/11	EDMONTON	L	9-12	9-14-4	75	03/29	@ New Jersey	L	2-3	37-30-8
28	12/14	@ Montreal	L	3-6	9-15-4	76	03/30	TORONTO	L	4-5 OT	37-31-8
29	12/15	DETROIT	W	6-4	10-15-4	77	04/01	@ Minnesota	W	2-1	38-31-8
30	12/18	WINNIPEG	W	5-4	11-15-4	78	04/02	MINNESOTA	L	5-7	38-32-8
31	12/21	@ Detroit	W	6-3	12-15-4	79	04/05	@ St. Louis	L	5-7	38-33-8
32	12/22	CALGARY	W	5-4 OT	13-15-4	80	04/06	ST. LOUIS	W	3-1	39-33-8
33	12/26	@ St. Louis	L	6-9	13-16-4						
34	12/28	@ Washington	W	7-4	14-16-4						
35	12/29	BOSTON	W	4-3	15-16-4						
36	01/01	PITTSBURGH	W	7-4	16-16-4						
37	01/04	@ NY Islanders	W	4-1	17-16-4						
38	01/05	MINNESOTA	W	6-2	18-16-4						
39	01/08	NEW JERSEY	L	7-8	18-17-4						
40	01/10	@ Detroit	W	9-4	19-17-4						
41	01/12	HARTFORD	W	4-2	20-17-4						
42	01/14	@ Minnesota	T	3-3 OT	20-17-5						
43	01/15	BUFFALO	W	4-2	21-17-5						
44	01/17	@ Winnipeg	L	1-5	21-18-5						
45	01/19	DETROIT	W	6-4	22-18-5						
46	01/22	MONTREAL	T	3-3 OT	22-18-6						
47	01/24	@ Buffalo	W	5-3	23-18-6						
48	01/25	@ NY Islanders	T	3-3 OT	23-18-7						

1985-1986 CHICAGO BLACKHAWKS



Left Row: L-R
Dale Mitchell, Steve Wren, Mike Wilson, Kevin Shattenkirk, Carl Francis, Mike Bales, Corey Locke
Middle Row: L-R
Joe Mullen, Mike Wilson, Jeff O'Connell, Steve Smith, Mike Wilson, Mike Wilson, Mike Wilson, Mike Wilson
Back Row: L-R
John Davidson, Mike Wilson, Mike



PLAYER	GP	G	A	PTS	PIM
SAVARD, DENIS	80	47	69	106	111
MURRAY, TROY	80	45	54	99	94
OLCYK, ED	79	29	50	79	47
SECORD, AL	80	40	36	76	201
LARMER, STEVE	80	31	45	76	47
FRASER, CURT	61	29	39	68	84
WILSON, DOUG	79	17	47	64	82
WILSON, BEHN	69	13	38	51	113
BROWN, KEITH	70	11	29	40	87
MURRAY, BOB	80	9	29	38	75
YAREMCHUK, KEN	78	14	20	34	43
SUTTER, DARRYL	50	17	10	27	42
WATSON, BILL	52	8	16	24	2
O'CALLAHAN, JACK	80	4	19	23	116
LYSIAK, TOM	51	2	19	21	14
PRESLEY, WAYNE	38	7	8	15	38
DUPONT, JEROME	75	2	13	15	173
BERGEBIN, MARC	71	7	7	14	60
GARDNER, BILL	46	3	10	13	6
PATERSON, RICK	70	9	3	12	24


PLAYER	GP	G	A	PTS	PIM
LUDZIK, STEVE	49	6	5	11	20
BANNERMAN, MURRAY	48	0	2	2	6
BOUDREAU, BRUCE	7	1	0	1	2
SAUVE, BOB	38	0	1	1	27
CASSIDY, BRUCE	1	0	0	0	0
LAVARRE, MARK	2	0	0	0	0
SKORODENSKI, WARREN	1	0	0	0	0
LARMER, JEFF	2	0	0	0	0
POSA, VICTOR	2	0	0	0	2
MCMURCHY, TOM	4	0	0	0	2

GOALIES	GP	W	L	T	MINS	GA	SO	AVG
BANNERMAN, MURRAY	48	20	19	6	2,689	201	1	4.48
SAUVE, BOB	38	19	13	2	2,099	138	0	3.94
SKORODENSKI, WARREN	1	0	1	0	60	6	0	-

1986-87 CHICAGO BLACKHAWKS

29-37-14, 72 POINTS, 3RD NORRIS DIVISION

GM	DATE	OPPONENT	RESULT	SCORE	RECORD	GM	DATE	OPPONENT	RESULT	SCORE	RECORD
1	10/09	NY ISLANDERS	W	3-2	1-0-0	49	01/24	@ Montreal	L	1-3	17-25-7
2	10/11	@ Detroit	L	3-4	1-1-0	50	01/26	MONTREAL	L	2-3	17-26-7
3	10/12	PITTSBURGH	L	1-4	1-2-0	51	01/28	TORONTO	W	5-0	18-26-7
4	10/15	NY RANGERS	T	5-5 OT	1-2-1	52	01/31	@ St. Louis	T	4-4 OT	18-26-8
5	10/18	@ Toronto	L	2-3	1-3-1	53	02/01	EDMONTON	W	6-4	19-26-8
6	10/19	MINNESOTA	L	5-8	1-4-1	54	02/04	DETROIT	W	5-4	20-26-8
7	10/21	@ Edmonton	L	1-9	1-5-1	55	02/07	@ Pittsburgh	L	1-4	20-27-8
8	10/24	@ Vancouver	T	2-2 OT	1-5-2	56	02/08	@ Buffalo	L	4-7	20-28-8
9	10/26	@ Winnipeg	W	8-4	2-5-2	57	02/15	QUEBEC	W	6-4	21-28-8
10	10/28	@ Toronto	L	1-2	2-6-2	58	02/17	HARTFORD	L	4-5	21-29-8
11	10/29	@ Detroit	L	2-5	2-7-2	59	02/19	NY RANGERS	W	5-2	22-29-8
12	11/01	@ Minnesota	W	6-5	3-7-2	60	02/21	@ Hartford	W	6-3	23-29-8
13	11/02	@ St. Louis	L	3-7	3-8-2	61	02/22	DETROIT	T	2-2 OT	23-29-9
14	11/05	MINNESOTA	W	4-2	4-8-2	62	02/25	MONTREAL	T	3-3 OT	23-29-10
15	11/08	@ Washington	L	2-3	4-9-2	63	02/28	@ Pittsburgh	W	2-1	24-29-10
16	11/09	ST. LOUIS	T	4-4 OT	4-9-3	64	03/01	LOS ANGELES	W	4-1	25-29-10
17	11/12	WASHINGTON	T	2-2 OT	4-9-4	65	03/04	WINNIPEG	W	3-2	26-29-10
18	11/15	@ St. Louis	L	3-4	4-10-4	66	03/07	@ New Jersey	W	4-3	27-29-10
19	11/16	TORONTO	L	3-7	4-11-4	67	03/08	NY ISLANDERS	L	5-6	27-30-10
20	11/19	LOS ANGELES	T	4-4 OT	4-11-5	68	03/11	ST. LOUIS	L	2-3	27-31-10
21	11/20	@ Philadelphia	L	1-5	4-12-5	69	03/14	@ Boston	T	4-4 OT	27-31-11
22	11/23	NEW JERSEY	W	5-3	5-12-5	70	03/15	MINNESOTA	L	2-4	27-32-11
23	11/26	@ Minnesota	L	2-5	5-15-5	71	03/17	@ Minnesota	T	3-3 OT	27-32-12
24	11/28	@ Edmonton	W	6-5 OT	6-15-5	72	03/18	@ Toronto	W	6-3	28-32-12
25	11/29	@ Calgary	L	4-5	6-14-5	73	03/21	@ Detroit	L	0-3	28-33-12
26	12/02	@ Vancouver	W	4-2	7-14-5	74	03/22	@ NY Rangers	L	3-5	28-34-12
27	12/04	@ Calgary	L	4-5	7-15-5	75	03/25	ST. LOUIS	T	4-4 OT	28-34-13
28	12/06	@ Los Angeles	L	2-7	7-16-5	76	03/28	@ Quebec	L	4-5	28-35-13
29	12/10	BUFFALO	W	6-3	8-16-5	77	03/29	BOSTON	L	6-8	28-36-13
30	12/13	@ St. Louis	T	4-4 OT	8-16-6	78	04/01	MINNESOTA	T	4-4 OT	28-36-14
31	12/14	VANCOUVER	L	3-7	8-17-6	79	04/04	@ Toronto	L	1-3	28-37-14
32	12/17	WINNIPEG	W	5-1	9-17-6	80	04/05	TORONTO	W	5-2	29-37-14
33	12/20	@ Boston	W	6-2	10-17-6						
34	12/21	DETROIT	W	7-4	11-17-6						
35	12/23	@ Detroit	L	1-3	11-18-6						
36	12/26	ST. LOUIS	W	8-6	12-18-6						
37	12/28	WASHINGTON	W	7-5	13-18-6						
38	12/30	@ NY Islanders	W	5-3	14-18-6						
39	12/31	@ Buffalo	L	2-5	14-19-6						
40	01/03	@ Hartford	W	3-2	15-19-6						
41	01/04	CALGARY	L	1-4	15-20-6						
42	01/07	TORONTO	W	6-4	16-20-6						
43	01/11	DETROIT	W	5-3	17-20-6						
44	01/14	NEW JERSEY	L	1-3	17-21-6						
45	01/17	@ Minnesota	L	2-3	17-22-6						
46	01/18	QUEBEC	L	3-5	17-23-6						
47	01/21	PHILADELPHIA	T	5-5 OT	17-23-7						
48	01/23	@ Philadelphia	L	3-4	17-24-7						



PLAYER	GP	G	A	PTS	PIM	PLAYER	GP	G	A	PTS	PIM
SAVARD, DENIS	70	40	50	90	108	MANSON, DAVE	63	1	8	9	146
LARMER, STEVE	80	28	56	84	22	SANPASS, EVERETT	7	1	3	4	2
MURRAY, TROY	77	28	43	71	59	SAUIVE, BOB	46	0	4	4	6
PRESLEY, WAYNE	80	32	29	61	114	PATERSON, RICK	22	1	2	3	6
SECORD, AL	77	29	30	59	206	BANNERMAN, MURRAY	39	0	1	1	4
OLCZYK, ED	79	16	35	51	119	CASSIDY, BRUCE	2	0	0	0	0
FRASER, CURT	75	25	25	50	182	CAMAZZOLA, JIM	2	0	0	0	0
WILSON, DOUG	69	16	32	48	36	SCHEVOUR, DARIN	1	0	0	0	0
MURRAY, BOB	79	6	38	44	80	SKORODENSKI, WARREN	3	0	0	0	0
WATSON, BILL	51	13	19	32	6						
NYLUND, GARY	80	7	20	27	190						
BROWN, KEITH	75	4	23	27	86						
LAVARRE, MARK	58	8	15	23	33						
DONNELLY, DAVE	71	6	12	18	81						
PRESTON, RICH	75	8	9	17	19						
LUDZIK, STEVE	52	5	12	17	34						
SUTTER, DARRYL	44	8	6	14	16						
BERGEVIN, MARC	66	4	10	14	66						
O'CALLAHAN, JACK	48	1	13	14	59						
STAPLETON, MIKE	39	3	6	9	6						

GOALIES	GP	W	L	T	MINS	GA	SO	AVG
SAUIVE, BOB	46	19	19	5	2,660	159	1	3.59
BANNERMAN, MURRAY	39	9	18	8	2,059	142	0	4.14
SKORODENSKI, WARREN	3	1	0	1	155	7	0	2.71

HISTORY OF THE BLACKHAWKS

1987-88 CHICAGO BLACKHAWKS 30-41-9, 69 POINTS, 3RD NORRIS DIVISION

2015 CUP	LEADERSHIP	PLAYERS	2014-15	OPPONENTS	TRADITION	RECORDS	PLAYOFFS	HISTORY	MINORS	NHL	MEDIA
----------	------------	---------	---------	-----------	-----------	---------	----------	---------	--------	-----	-------

GM	DATE	OPPONENT	RESULT	SCORE	RECORD
1	10/08	TORONTO	L	5-7	0-1-0
2	10/10	@ Washington	L	4-6	0-2-0
3	10/11	PHILADELPHIA	W	5-3	1-2-0
4	10/14	ST. LOUIS	W	5-3	2-2-0
5	10/17	@ St. Louis	W	3-2	3-2-0
6	10/18	WINNIPEG	W	6-4	4-2-0
7	10/21	@ Detroit	W	5-1	5-2-0
8	10/25	@ NY Rangers	L	3-7	5-3-0
9	10/24	@ Hartford	L	3-5	5-4-0
10	10/27	@ NY Islanders	T	4-4 OT	5-4-1
11	10/31	@ Toronto	L	5-6	5-5-1
12	11/01	@ Buffalo	L	3-5	5-6-1
13	11/04	MONTREAL	T	4-4 OT	5-6-2
14	11/06	@ Winnipeg	L	3-6	5-7-2
15	11/08	MINNESOTA	W	8-5	6-7-2
16	11/11	DETROIT	W	6-3	7-7-2
17	11/14	@ Montreal	L	0-3	7-8-2
18	11/15	EDMONTON	W	5-4	8-8-2
19	11/18	MINNESOTA	W	5-2	9-8-2
20	11/20	@ New Jersey	L	2-5	9-9-2
21	11/22	VANCOUVER	W	3-2	10-9-2
22	11/25	@ Los Angeles	L	4-6	10-10-2
23	11/27	@ Edmonton	L	3-4	10-11-2
24	11/30	@ Calgary	L	0-4	10-12-2
25	12/02	@ St. Louis	L	1-5	10-13-2
26	12/04	@ Detroit	L	0-12	12-13-2
27	12/05	@ Boston	L	3-7	10-15-2
28	12/09	BUFFALO	L	2-6	10-16-2
29	12/12	@ Washington	L	1-2	10-17-2
30	12/15	TORONTO	W	5-1	11-17-2
31	12/16	@ Minnesota	W	4-2	12-17-2
32	12/19	@ Toronto	W	6-2	13-17-2
33	12/20	BOSTON	L	2-4	13-18-2
34	12/23	NY ISLANDERS	W	7-5	14-18-2
35	12/26	ST. LOUIS	L	4-5	14-19-2
36	12/27	@ St. Louis	L	2-3	14-20-2
37	12/30	MINNESOTA	L	4-6	14-21-2
38	12/31	@ Minnesota	W	4-1	15-21-2
39	01/03	CALGARY	L	3-5	15-22-2
40	01/06	QUEBEC	L	1-6	15-23-2
41	01/08	TORONTO	W	7-3	16-23-2
42	01/10	LOS ANGELES	W	5-2	17-23-2
43	01/11	@ NY Rangers	T	2-2 OT	17-23-3
44	01/13	HARTFORD	W	2-1	18-23-3
45	01/16	@ Quebec	L	1-4	18-24-3
46	01/17	WASHINGTON	W	5-4	19-24-3
47	01/20	PITTSBURGH	L	3-8	19-25-3
48	01/23	@ Toronto	W	3-2	20-25-3

GM	DATE	OPPONENT	RESULT	SCORE	RECORD
49	01/24	VANCOUVER	W	3-1	21-25-3
50	01/26	@ Detroit	W	6-4	22-25-3
51	01/29	@ New Jersey	L	2-3 OT	22-26-3
52	01/30	@ Pittsburgh	L	2-4	22-27-3
53	02/01	BOSTON	L	3-5	22-28-3
54	02/03	DETROIT	L	4-6	22-29-3
55	02/05	@ Winnipeg	T	1-1 OT	22-29-4
56	02/07	@ Quebec	T	5-5 OT	22-29-5
57	02/12	ST. LOUIS	W	4-3 OT	23-29-5
58	02/14	BUFFALO	W	4-3 OT	24-29-5
59	02/17	DETROIT	L	3-4	24-30-5
60	02/20	@ Detroit	L	1-6	24-31-5
61	02/21	CALGARY	T	3-3 OT	24-31-6
62	02/24	EDMONTON	W	6-4	25-31-6
63	02/25	@ NY Islanders	T	1-1 OT	25-31-7
64	02/28	PITTSBURGH	W	7-5	26-31-7
65	03/02	HARTFORD	L	1-2	26-32-7
66	03/05	@ Minnesota	W	4-2	27-32-7
67	03/06	DETROIT	L	3-4	27-33-7
68	03/09	TORONTO	W	4-3	28-33-7
69	03/12	@ Toronto	L	4-6	28-34-7
70	03/13	PHILADELPHIA	W	5-4 OT	29-34-7
71	03/15	@ St. Louis	T	7-7 OT	29-34-8
72	03/17	@ Philadelphia	W	4-3 OT	30-34-8
73	03/19	@ Montreal	L	0-3	30-35-8
74	03/20	ST. LOUIS	L	2-5	30-36-8
75	03/23	MINNESOTA	L	4-5	30-37-8
76	03/25	@ Vancouver	L	2-3	30-38-8
77	03/26	@ Los Angeles	L	5-9	30-39-8
78	03/28	@ Minnesota	T	7-7 OT	30-39-9
79	03/30	NY RANGERS	L	3-4	30-40-9
80	04/03	NEW JERSEY	L	3-4 OT	30-41-9



PLAYER	GP	G	A	PTS	PIM
SAVARD, DENIS	80	44	87	131	95
LARMER, STEVE	80	41	48	89	42
VAIVE, RICK	76	43	26	69	108
MURRAY, TROY	79	22	36	58	96
*GRAHAM, DIRK	42	17	19	36	32
WILSON, DOUG	27	8	24	32	28
NOONAN, BRIAN	77	10	20	30	44
WILSON, BEHN	58	6	23	29	166
THOMAS, STEVE	30	13	14	27	40
MURRAY, BOB	62	6	20	26	44
PRESELY, WAYNE	42	12	10	22	52
LUDZIK, STEVE	73	6	15	21	40
SANPASS, EVERETT	57	8	12	20	126
NYLUND, GARY	76	4	15	19	212
VINCELETTE, DAN	69	6	11	17	107
SUTTER, DUANE	37	7	9	16	70
CASSIDY, BRUCE	21	3	10	13	6
MCGILL, BOB	67	4	7	11	133
STAPLETON, MIKE	53	2	9	11	59
#FRASER, CURT	27	4	6	10	57

PLAYER	GP	G	A	PTS	PIM
YAWNEY, TRENT	15	2	8	10	15
WILSON, RIK	14	4	5	9	6
BROWN, KEITH	24	3	6	9	45
COCHRANE, GLEN	72	1	8	9	204
BERGEVIN, MARC	58	1	6	7	83
MANSON, DAVE	54	1	6	7	185
PANG, DARREN	45	0	6	6	2
PLAYFAIR, JIM	12	1	3	4	21
MACKEY, DAVE	23	1	3	4	71
WATSON, BILL	9	2	0	2	2
LAVARRE, MARK	18	1	1	2	25
MASON, BOB	41	0	2	2	0
GARDNER, BILL	2	1	0	1	2
PAYNTER, KENT	2	0	0	0	2

* ACQUIRED IN SEASON # TRADED IN SEASON

GOALIES	GP	W	L	T	MIN	GA	SO	AVG
PANG, DARREN	45	17	23	1	2,548	163	0	3.84
MASON, BOB	41	13	18	8	2,312	160	0	4.15

1988-89 CHICAGO BLACKHAWKS

27-41-12, 66 POINTS, 4TH NORRIS DIVISION

GM	DATE	OPPONENT	RESULT	SCORE	RECORD	GM	DATE	OPPONENT	RESULT	SCORE	RECORD
1	10/06	NY RANGERS	T	2-2 OT	0-0-1	41	01/08	NY ISLANDERS	W	3-2	11-25-5
2	10/08	@ Toronto	L	4-7	0-1-1	42	01/11	DETROIT	T	2-2 OT	11-25-6
3	10/09	TORONTO	L	4-8	0-2-1	43	01/12	@ Buffalo	L	5-6	11-26-6
4	10/12	WINNIPEG	W	10-1	1-2-1	44	01/14	@ NY Islanders	W	5-3	12-26-6
5	10/15	@ Hartford	L	5-7	1-3-1	45	01/16	EDMONTON	T	2-2 OT	12-26-7
6	10/16	BOSTON	L	3-10	1-4-1	46	01/18	NY RANGERS	L	4-6	12-27-7
7	10/18	@ Detroit	L	3-4 OT	1-5-1	47	01/20	@ Detroit	W	3-2	15-27-7
8	10/20	@ St. Louis	L	0-2	1-6-1	48	01/21	@ St. Louis	L	2-4	15-28-7
9	10/22	@ Pittsburgh	L	4-7	1-7-1	49	01/24	@ Vancouver	W	4-2	14-28-7
10	10/25	@ Quebec	W	7-4	2-7-1	50	01/25	@ Edmonton	W	6-3	15-28-7
11	10/28	@ Vancouver	L	2-5	2-8-1	51	01/28	@ Calgary	L	4-5 OT	15-29-7
12	10/30	@ Edmonton	W	5-2	3-8-1	52	01/30	TORONTO	W	7-1	16-29-7
13	10/31	@ Calgary	L	3-6	3-9-1	53	02/01	WINNIPEG	W	7-4	17-29-7
14	11/03	MINNESOTA	W	4-1	4-9-1	54	02/04	@ Toronto	W	3-1	18-29-7
15	11/05	@ Minnesota	T	5-5 OT	4-9-2	55	02/05	ST. LOUIS	L	4-5	18-30-7
16	11/06	LOS ANGELES	L	3-5	4-10-2	56	02/10	NY ISLANDERS	W	3-1	19-30-7
17	11/09	MONTREAL	T	6-6 OT	4-10-3	57	02/12	LOS ANGELES	L	2-6	19-31-7
18	11/11	@ Winnipeg	W	6-5 OT	5-10-3	58	02/14	@ Minnesota	W	4-2	20-31-7
19	11/13	QUEBEC	T	5-5 OT	5-10-4	59	02/15	WASHINGTON	W	7-4	21-31-7
20	11/16	BUFFALO	W	3-2	6-10-4	60	02/17	@ Detroit	W	5-3	22-31-7
21	11/19	@ Montreal	L	3-5	6-11-4	61	02/19	MONTREAL	T	4-4 OT	22-31-8
22	11/20	VANCOUVER	L	4-7	6-12-4	62	02/22	MINNESOTA	T	22-31-9	
23	11/23	@ Toronto	L	3-4	6-13-4	63	02/25	@ Detroit	L	0-5	22-32-9
24	11/25	@ Buffalo	L	4-5 OT	6-14-4	64	02/26	DETROIT	T	4-4 OT	22-32-10
25	11/26	@ Boston	L	2-8	6-15-4	65	03/01	MINNESOTA	W	5-1	23-32-10
26	11/29	@ Minnesota	L	2-5	6-16-4	66	03/04	@ Toronto	T	3-3 OT	23-32-11
27	12/03	@ Los Angeles	L	4-6	6-17-4	67	03/05	ST. LOUIS	T	3-3 OT	23-32-12
28	12/06	@ Pittsburgh	L	6-7	6-18-4	68	03/08	NEW JERSEY	L	5-7	23-33-12
29	12/10	@ Philadelphia	L	4-6	6-19-4	69	03/11	@ Philadelphia	L	2-7	23-34-12
30	12/11	ST. LOUIS	W	5-2	7-19-4	70	03/12	PITTSBURGH	L	5-6	23-35-12
31	12/14	HARTFORD	W	4-3	8-19-4	71	03/14	@ St. Louis	L	2-3	23-36-12
32	12/17	@ St. Louis	L	0-4	8-20-4	72	03/16	@ Minnesota	L	1-6	23-37-12
33	12/18	NEW JERSEY	L	3-5	8-21-4	73	03/18	@ New Jersey	W	3-1	24-37-12
34	12/21	WASHINGTON	L	3-4	8-22-4	74	03/19	DETROIT	W	5-3	25-37-12
35	12/23	DETROIT	W	7-2	9-22-4	75	03/22	PHILADELPHIA	L	2-3	25-38-12
36	12/26	ST. LOUIS	L	1-4	9-23-4	76	03/25	@ Boston	L	3-6	25-39-12
37	12/28	MINNESOTA	W	4-3	10-23-4	77	03/26	CALGARY	L	5-7	25-40-12
38	12/31	@ NY Rangers	L	1-4	10-24-4	78	03/29	QUEBEC	W	3-1	26-40-12
39	01/01	TORONTO	T	3-3 OT	10-24-5	79	04/01	@ Hartford	L	1-6	26-41-12
40	01/07	@ Washington	L	3-6	10-25-5	80	04/02	TORONTO	W	4-3 OT	27-41-12

PLAYER	GP	G	A	PTS	PIM	PLAYER	GP	G	A	PTS	PIM			
LARMER, STEVE	80	43	44	87	54	GARDNER, BILL	6	1	1	2	0			
SAVARD, DENIS	58	23	59	82	110	DOYON, MARIO	7	1	1	2	6			
GRAHAM, DIRK	80	33	45	78	89	CASSIDY, BRUCE	9	0	2	2	4			
WILSON, DOUG	66	15	47	62	69	TORKKI, JARI	4	1	0	1	0			
MANSON, DAVE	79	18	36	54	352	LUDZIK, STEVE	6	1	0	1	8			
MURRAY, TROY	79	21	30	51	115	WATSON, BILL	3	0	1	1	4			
THOMAS, STEVE	45	21	19	40	69	STAPLETON, MIKE	7	0	1	1	7			
PRESLEY, WAYNE	71	21	19	40	100	BELFOUR, ED	23	0	1	1	6			
*CREIGHTON, ADAM	43	15	14	29	92	*GILBERT, GREG	4	0	0	0	0			
#VAIVE, RICK	30	12	13	25	60	*CHEVRIER, ALAIN	27	0	0	0	0			
YAWNEY, TRENT	69	5	19	24	116	CLIFFORD, CHRIS	1	0	0	0	0			
HUDSON, MIKE	41	7	16	23	20	PAYNTER, KENT	1	0	0	0	2			
*BASSEN, BOB	49	4	12	16	62	RUCINSKI, MIKE	1	0	0	0	0			
ROENICK, JEREMY	20	9	9	18	4	RYCHEL, WARREN	2	0	0	0	17			
*KONROYD, STEVE	57	5	7	12	40	PLAYFAIR, JIM	7	0	0	0	28			
BROWN, KEITH	74	2	16	18	84	*VAN DORP, WAYNE	8	0	0	0	28			
SUTTER, DUANE	75	7	9	16	214	WAITE, JIMMY	11	0	0	0	0			
EAGLES, MIKE	47	5	11	16	44	#BERGEVIN, MARC	11	0	0	0	18			
NOONAN, BRIAN	45	4	12	16	28	*COCHRANE, GLEN	6	0	0	0	13			
VINCELETTE, DAN	66	11	4	15	119	* ACQUIRED IN SEASON # TRADED IN SEASON								
SANIPASS, EVERETT	50	6	9	15	167									
MURRAY, BOB	15	2	4	6	25	GOALIES	GP	W	L	T	MIN	GA	SO	AVG
#NYLUND, GARY	23	3	2	5	63	CHEVRIER, ALAIN	27	13	11	2	1,573	92	0	3.51
MCILL, BOB	68	0	4	4	155	PANG, DARREN	35	10	11	6	1,644	120	0	4.38
MACKAY, DAVE	23	1	2	3	78	BELFOUR, ED	23	4	12	3	1,148	74	0	3.87
PANG, DARREN	35	0	3	3	4	WAITE, JIMMY	11	0	7	1	494	43	0	5.22
						CLIFFORD, CHRIS	1	0	0	0	4	0	0	0

2015 CUP
LEADERSHIP
PLAYERS
2014-15
OPPONENTS
TRADITION
RECORDS
PLAYOFFS
HISTORY
MINORS
NHL
MEDIA

HISTORY OF THE BLACKHAWKS

1989-90 CHICAGO BLACKHAWKS 41-33-6, 88 POINTS, 1ST NORRIS DIVISION

2015 CUP	LEADERSHIP	PLAYERS	2014-15	OPPONENTS	TRADITION	RECORDS	PLAYOFFS	HISTORY	MINORS	NHL	MEDIA
----------	------------	---------	---------	-----------	-----------	---------	----------	---------	--------	-----	-------

GM	DATE	OPPONENT	RESULT	SCORE	RECORD	GM	DATE	OPPONENT	RESULT	SCORE	RECORD
1	10/05	ST. LOUIS	L	3-8	0-1-0	41	01/03	EDMONTON	W	3-2	23-15-3
2	10/07	@ Washington	W	3-2	1-1-0	42	01/06	PHILADELPHIA	W	8-5	24-15-3
3	10/08	NY RANGERS	L	3-5	1-2-0	43	01/10	@ NY Rangers	T	2-2 OT	24-15-4
4	10/12	TORONTO	W	9-6	2-2-0	44	01/11	@ Philadelphia	W	5-4	25-15-4
5	10/14	@ St. Louis	L	1-2	2-3-0	45	01/14	CALGARY	L	5-6	25-16-4
6	10/15	DETROIT	W	3-0	3-3-0	46	01/15	@ Toronto	L	6-7	25-17-4
7	10/17	@ NY Rangers	T	3-3 OT	3-3-1	47	01/17	MINNESOTA	W	3-1	26-17-4
8	10/19	QUEBEC	L	3-5	3-4-1	48	01/19	VANCOUVER	W	5-2	27-17-4
9	10/20	@ Winnipeg	W	4-2	4-4-1	49	01/24	BUFFALO	L	2-3	27-18-4
10	10/22	LOS ANGELES	W	7-4	5-4-1	50	01/26	@ Buffalo	W	4-2	28-18-4
11	10/24	@ Detroit	W	5-3	6-4-1	51	01/27	@ Hartford	L	4-6	28-19-4
12	10/26	MONTREAL	W	5-3	7-4-1	52	02/01	@ Los Angeles	W	7-4	29-19-4
13	10/28	@ New Jersey	L	2-3	7-5-1	53	02/04	@ Winnipeg	L	3-7	29-20-4
14	10/29	WASHINGTON	W	1-0	8-5-1	54	02/08	@ Detroit	W	8-6	30-20-4
15	10/31	@ Quebec	W	5-3	9-5-1	55	02/10	@ Minnesota	L	4-6	30-21-4
16	11/02	MINNESOTA	W	4-3 OT	10-5-1	56	02/13	BUFFALO	W	4-1	31-21-4
17	11/04	@ Minnesota	L	0-3	10-6-1	57	02/15	CALGARY	L	1-4	31-22-4
18	11/05	WINNIPEG	W	4-3 OT	11-6-1	58	02/17	@ NY Islanders	W	3-1	32-22-4
19	11/09	PITTSBURGH	W	4-3	12-6-1	59	02/18	PITTSBURGH	W	6-4	33-22-5
20	11/11	@ NY Islanders	W	5-3	13-6-1	60	02/20	@ St. Louis	W	8-3	34-22-5
21	11/12	HARTFORD	W	4-2	14-6-1	61	02/22	BOSTON	L	3-6	34-23-5
22	11/16	@ Vancouver	L	3-4	14-7-1	62	02/24	@ New Jersey	L	2-3	34-24-4
23	11/18	@ Calgary	T	4-4 OT	14-7-2	63	02/25	PHILADELPHIA	W	4-1	35-24-4
24	11/19	@ Edmonton	L	4-5 OT	14-8-2	64	02/27	@ Washington	L	0-4	35-25-4
25	11/22	@ Los Angeles	L	3-6	14-9-2	65	03/01	ST. LOUIS	L	4-6	35-26-4
26	11/26	@ Minnesota	L	3-5	14-10-2	66	03/03	@ Boston	L	3-4	35-27-4
27	11/30	NY ISLANDERS	L	0-2	14-11-2	67	03/04	BOSTON	L	1-4	35-28-4
28	12/03	DETROIT	L	3-4	14-12-2	68	03/07	@ Minnesota	L	4-5	35-29-4
29	12/06	TORONTO	W	6-4	15-12-2	69	03/10	@ St. Louis	T	2-2 OT	35-29-5
30	12/09	@ Pittsburgh	W	6-4	16-12-2	70	03/11	ST. LOUIS	L	4-6	35-30-5
31	12/10	VANCOUVER	W	7-1	17-12-2	71	03/13	DETROIT	T	3-3 OT	35-30-6
32	12/15	@ Montreal	W	3-1	18-12-2	72	03/15	@ Quebec	W	6-3	36-30-6
33	12/15	@ Detroit	L	4-8	18-13-2	73	03/17	@ Montreal	L	2-3 OT	36-31-6
34	12/17	EDMONTON	W	6-5	19-13-2	74	03/19	@ Toronto	W	3-2	37-31-6
35	12/20	ST. LOUIS	W	9-6	20-13-2	75	03/22	NEW JERSEY	W	6-3	38-31-6
36	12/22	TORONTO	L	3-5	20-14-2	76	03/24	@ Detroit	L	3-5	38-32-6
37	12/23	@ Toronto	W	7-5	21-14-2	77	03/25	DETROIT	W	3-2	39-32-6
38	12/26	@ St. Louis	L	3-8	21-15-2	78	03/29	TORONTO	W	4-2	40-32-6
39	12/28	MINNESOTA	T	1-1 OT	21-15-3	79	03/31	@ Toronto	L	4-6	40-33-6
40	12/30	HARTFORD	W	7-3	22-15-3	80	04/01	MINNESOTA	W	4-1	41-33-6

PLAYER	GP	G	A	PTS	PIM	PLAYER	GP	G	A	PTS	PIM
LARMER, STEVE	80	31	59	90	40	NOONAN, BRIAN	8	0	2	2	6
SAVARD, DENIS	60	27	53	80	56	RUSSELL, CAM	19	0	1	1	27
WILSON, DOUG	70	23	50	73	40	*MILLEN, GREG	10	0	1	1	0
THOMAS, STEVE	76	40	30	70	91	CLOUTIER, JACQUES	43	0	0	0	8
CREIGHTON, ADAM	80	34	36	70	224	WAITE, JIMMY	4	0	0	0	0
ROENICK, JEREMY	78	26	40	66	54	#VINCELETTE, DAN	2	0	0	0	4
MURRAY, TROY	68	17	38	55	86	PELLUSO, MIKE	2	0	0	0	15
GRAHAM, DIRK	73	22	32	54	102						
GILBERT, GREG	70	12	25	37	54						
MANSON, DAVE	59	5	23	28	301						
BROWN, KEITH	67	5	20	25	87						
MURRAY, BOB	49	5	19	24	45						
SECORD, AL	43	14	7	21	131						
*LEMIEUX, JOCELYN	39	10	11	21	47						
HUDSON, MIKE	49	9	12	21	56						
YAWNEY, TRENT	70	5	15	20	82						
SUTTER, DUANE	72	4	14	18	156						
KONROYD, STEVE	75	3	14	17	34						
PRESLEY, WAYNE	49	6	7	13	69						
MCILL, BOB	69	2	10	12	204						
VAN DORP, WAYNE	61	7	4	11	303						
*GOULET, MICHEL	8	4	1	5	9						
#SNIPASS, EVERETT	12	2	2	4	17						
EAGLES, MIKE	23	1	2	3	34						
CASSIDY, BRUCE	2	1	1	2	0						
BASSEN, BOB	6	1	1	2	8						

* ACQUIRED IN SEASON # TRADED IN SEASON

GOALIES	GP	W	L	T	MIN	GA	SO	AVG
CLOUTIER, JACQUES	43	18	15	2	2,178	112	2	3.09
MILLEN, GREG	10	5	4	1	575	32	0	3.34
CHEVRIER, ALAIN	39	16	14	3	1,894	132	0	4.18
WAITE, JIMMY	4	2	0	0	183	14	0	4.59

1990-91 CHICAGO BLACKHAWKS

49-23-8, 106 POINTS, 1ST NORRIS DIVISION

GM	DATE	OPPONENT	RESULT	SCORE	RECORD	GM	DATE	OPPONENT	RESULT	SCORE	RECORD
1	10/04	NY RANGERS	W	4-3	1-0-0	41	12/28	@ Buffalo	L	0-5	25-13-3
2	10/06	@ St. Louis	W	5-2	2-0-0	42	12/29	@ NY Islanders	W	3-1	26-13-3
3	10/07	NY ISLANDERS	L	2-4	2-1-0	43	12/31	@ Detroit	W	4-0	27-13-3
4	10/11	PITTSBURGH	W	4-1	3-1-0	44	01/03	NEW JERSEY	W	5-3	28-13-3
5	10/13	@ Minnesota	W	4-1	4-1-0	45	01/06	LOS ANGELES	L	1-3	28-14-3
6	10/14	CALGARY	L	1-3	4-2-0	46	01/10	TORONTO	W	7-2	29-14-3
7	10/16	@ Detroit	L	2-3	4-3-0	47	01/11	@ Winnipeg	W	3-1	30-14-3
8	10/18	TORONTO	W	3-0	5-3-0	48	01/13	MINNESOTA	W	5-3	31-14-3
9	10/20	@ Toronto	L	2-6	5-4-0	49	01/16	@ New Jersey	T	2-2 OT	31-14-4
10	10/21	MINNESOTA	W	7-1	6-4-0	50	01/17	@ NY Rangers	W	3-2	32-14-4
11	10/25	WASHINGTON	W	3-2 OT	7-4-0	51	02/14	BUFFALO	L	4-5	32-15-4
12	10/27	@ Boston	L	4-5	7-5-0	52	01/26	TORONTO	W	5-1	33-15-4
13	10/28	MONTREAL	W	2-1 OT	8-5-0	53	01/28	@ Vancouver	W	1-0	34-15-4
14	11/01	QUEBEC	W	6-2	9-5-0	54	02/01	@ Edmonton	L	3-4 OT	34-16-4
15	11/03	@ Philadelphia	W	3-1	10-5-0	55	02/02	@ Calgary	L	1-3	34-17-4
16	11/04	LOS ANGELES	L	0-2	10-6-0	56	02/06	@ Montreal	W	8-3	35-17-4
17	11/06	@ Hartford	T	1-1 OT	10-6-1	57	02/09	@ Boston	L	3-5	35-18-4
18	11/08	EDMONTON	W	5-3	11-6-1	58	02/10	@ Hartford	L	1-3	35-19-4
19	11/10	@ Toronto	W	5-1	12-6-1	59	02/14	QUEBEC	W	2-1 OT	36-19-4
20	11/11	WINNIPEG	T	3-3 OT	12-6-2	60	02/17	DETROIT	T	3-3 OT	36-19-5
21	11/14	@ Detroit	W	3-2	13-6-2	61	02/18	@ Philadelphia	L	3-5	36-20-5
22	11/16	@ Washington	W	4-3	14-6-2	62	02/21	BOSTON	W	4-1	37-20-5
23	11/17	@ Quebec	W	7-2	15-6-2	63	02/23	@ Minnesota	T	3-3 OT	37-20-6
24	11/20	@ Edmonton	W	3-1	16-6-2	64	02/24	ST. LOUIS	W	6-2	38-20-6
25	11/21	@ Vancouver	L	1-4	16-7-2	65	02/26	@ St. Louis	L	1-3	38-21-6
26	11/24	@ Calgary	W	5-3	17-7-2	66	02/28	HARTFORD	W	6-3	39-21-6
27	11/29	DETROIT	L	1-5	17-8-2	67	03/03	VANCOUVER	W	8-0	40-21-6
28	12/01	@ Detroit	L	3-4	17-9-2	68	03/06	MONTREAL	L	3-5	40-22-6
29	12/02	ST. LOUIS	W	3-2	18-9-2	69	03/08	@ Buffalo	W	5-3	41-22-6
30	12/06	NY ISLANDERS	W	5-2	19-9-2	70	03/10	NY RANGERS	W	5-2	42-22-6
31	12/08	@ Toronto	W	2-1	20-9-2	71	03/14	@ Los Angeles	W	6-3	43-22-6
32	12/09	PHILADELPHIA	L	4-5	20-10-2	72	03/16	@ St. Louis	W	3-2	44-22-6
33	12/11	@ Pittsburgh	W	4-1	21-10-2	73	03/17	ST. LOUIS	W	6-4	45-22-6
34	12/13	WINNIPEG	W	5-4	22-10-2	74	03/21	NEW JERSEY	T	2-2 OT	45-22-7
35	12/15	@ Minnesota	L	1-5	22-11-2	75	03/23	@ Pittsburgh	W	7-5	46-22-7
36	12/16	MINNESOTA	W	5-2	23-11-2	76	03/24	MINNESOTA	W	5-4	47-22-7
37	12/19	WASHINGTON	W	3-2	24-11-2	77	03/26	@ Toronto	T	2-2 OT	47-22-8
38	12/22	@ St. Louis	L	0-5	24-12-2	78	03/28	TORONTO	W	5-3	48-22-8
39	12/23	DETROIT	W	3-2	25-12-2	79	03/30	@ Minnesota	L	1-2	48-23-8
40	12/26	ST. LOUIS	T	6-6 OT	25-12-3	80	03/31	DETROIT	W	5-1	49-23-8

PLAYER	GP	G	A	PTS	PIM	PLAYER	GP	G	A	PTS	PIM
LARMER, STEVE	80	44	57	101	79	*MCKEENEY, TONY	9	0	1	1	4
ROENICK, JEREMY	79	41	53	94	80	RUSSELL, CAM	3	0	0	0	5
GOULET, MICHEL	74	27	38	65	65	MILLEN, GREG	3	0	0	0	0
CHELUS, CHRIS	77	12	52	64	192	WAITE, JIMMY	1	0	0	0	0
THOMAS, STEVE	69	19	35	54	129	HASEK, DOMINIK	5	0	0	0	0
CREIGHTON, ADAM	72	22	29	51	135	#CLOUTIER, JACQUES	10	0	0	0	2
GRAHAM, DOUG	80	24	21	45	88						
WILSON, DOUG	51	11	29	40	32						
MURRAY, TROY	75	14	23	37	74						
PRESLEY, WAYNE	71	15	19	34	122						
MANSON, DAVE	75	14	15	29	191						
GILBERT, GREG	72	10	15	25	58						
HUDSON, MIKE	55	7	9	16	62						
YAWNEY, TRENT	61	3	13	16	77						
KUCERA, FRANTISEK	40	2	12	14	32						
LEMIEUX, JOCELYN	67	6	7	13	119						
KONROYD, STEVE	70	0	12	12	40						
BROWN, KEITH	45	1	10	11	55						
MCGILL, BOB	77	4	5	9	151						
PELUSO, MIKE	53	6	1	7	320						
#MCNEILL, MIKE	23	2	2	4	6						
*GILLIS, PAUL	13	0	5	5	53						
NOONAN, BRIAN	7	0	4	4	2						
BELOFUR, ED	74	0	3	3	34						
GRIMSON, STU	35	0	1	1	183						
STAPLETON, MIKE	7	0	1	1	2						

GOALIES	GP	W	L	T	MINS	GA	SO	AVG
BELOFUR, ED	74	43	19	7	4,127	170	4	2.47
CLOUTIER, JACQUES	10	2	3	0	405	24	0	3.57
WAITE, JIMMY	1	1	0	0	60	2	0	2
HASEK, DOMINIK	5	3	0	1	195	8	0	2.46
MILLEN, GREG	3	0	1	0	58	4	0	4.14

2015 CUP

LEADERSHIP

PLAYERS

2014-15

OPPONENTS

TRADITION

RECORDS

PLAYOFFS

HISTORY

MINORS

NHL

MEDIA

HISTORY OF THE BLACKHAWKS

1991-92 CHICAGO BLACKHAWKS 36-29-15, 87 POINTS, 2ND NORRIS DIVISION

2015 CUP	LEADERSHIP	PLAYERS	2014-15	OPPONENTS	TRADITION	RECORDS	PLAYOFFS	HISTORY	MINORS	NHL	MEDIA
----------	------------	---------	---------	-----------	-----------	---------	----------	---------	--------	-----	-------

GM	DATE	OPPONENT	RESULT	SCORE	RECORD	GM	DATE	OPPONENT	RESULT	SCORE	RECORD
1	10/05	DETROIT	T	3-3 OT	0-0-1	41	01/02	NY RANGERS	L	3-4	15-17-9
2	10/05	@ Minnesota	L	2-4	0-1-1	42	01/04	@ Toronto	W	4-2	16-17-9
3	10/06	NEW JERSEY	L	2-4	0-2-1	43	01/05	MINNESOTA	W	5-2	17-17-9
4	10/10	VANCOUVER	W	7-6	1-2-1	44	01/09	TORONTO	W	2-0	18-17-9
5	10/12	@ Washington	W	7-2	2-2-1	45	01/10	@ Winnipeg	L	2-6	18-18-9
6	10/13	SAN JOSE	W	7-3	3-2-1	46	01/12	WASHINGTON	W	4-2	19-18-9
7	10/17	EDMONTON	W	4-2	4-2-1	47	01/14	@ Philadelphia	T	1-1 OT	19-18-10
8	10/19	@ St. Louis	T	4-4 OT	4-2-2	48	01/16	TORONTO	W	4-0	20-18-10
9	10/20	ST. LOUIS	L	1-4	4-3-2	49	01/23	QUEBEC	W	4-2	21-18-10
10	10/22	@ Pittsburgh	T	4-4 OT	4-3-3	50	01/25	@ Minnesota	W	2-0	22-18-10
11	10/24	CALGARY	L	2-5	4-4-3	51	01/27	@ Calgary	W	4-3 OT	23-18-10
12	10/26	@ Hartford	W	4-2	5-4-3	52	01/29	@ Edmonton	W	4-3	24-18-10
13	10/27	BOSTON	L	3-6	5-5-3	53	01/30	@ Vancouver	L	1-4	24-19-10
14	10/31	NY ISLANDERS	W	4-3	6-5-3	54	02/01	@ Los Angeles	L	0-2	24-20-10
15	11/02	@ Minnesota	L	3-4	6-6-3	55	02/05	@ San Jose	L	2-5	24-21-10
16	11/03	MINNESOTA	T	4-4 OT	6-6-4	56	02/08	@ St. Louis	W	3-1	25-21-10
17	11/07	QUEBEC	W	4-2	7-6-4	57	02/13	LOS ANGELES	T	2-2 OT	25-21-11
18	11/09	@ Montreal	L	2-4	7-7-4	58	02/16	CALGARY	T	5-5 OT	25-21-12
19	11/10	HARTFORD	W	3-0	8-7-4	59	02/20	NEW JERSEY	T	4-4 OT	25-21-13
20	11/14	TORONTO	W	3-0	9-7-4	60	02/22	@ Detroit	L	1-2	25-22-13
21	11/16	@ Toronto	T	2-2 OT	9-7-5	61	02/23	ST. LOUIS	W	4-2	26-22-13
22	11/17	ST. LOUIS	W	5-1	10-7-5	62	02/25	@ NY Rangers	L	1-4	26-23-13
23	11/19	@ Detroit	L	1-4	10-8-5	63	02/27	DETROIT	W	4-2	27-23-13
24	11/22	@ Buffalo	L	0-2	10-9-5	64	02/29	@ Toronto	L	5-6 OT	27-24-13
25	11/27	@ Edmonton	L	2-6	10-10-5	65	03/01	@ Buffalo	W	3-1	28-24-13
26	11/29	@ Vancouver	L	2-5	10-11-5	66	03/05	NY ISLANDERS	T	4-4 OT	28-24-14
27	12/01	@ Winnipeg	L	2-3 OT	10-12-5	67	03/07	@ Boston	W	2-1	29-24-14
28	12/05	LOS ANGELES	W	6-2	11-12-5	68	03/08	BOSTON	W	4-0	30-24-14
29	12/07	@ NY Islanders	W	5-2	12-12-5	69	03/10	SAN JOSE	W	5-1	31-24-14
30	12/08	MINNESOTA	W	7-2	13-12-5	70	03/11	@ NY Rangers	L	1-7	31-25-14
31	12/10	@ Detroit	L	3-5	13-13-5	71	03/15	PITTSBURGH	L	3-4	31-26-14
32	12/14	@ Philadelphia	T	1-1 OT	13-13-6	72	03/19	MINNESOTA	W	4-1	32-26-14
33	12/15	PHILADELPHIA	T	4-4 OT	13-13-7	73	03/21	@ Toronto	W	3-1	33-26-14
34	12/19	MONTREAL	W	6-4	14-13-7	74	03/22	BUFFALO	L	2-6	33-27-14
35	12/21	@ New Jersey	T	1-1 OT	14-13-8	75	03/26	@ Quebec	W	5-4 OT	34-27-14
36	12/22	ST. LOUIS	W	5-2	15-13-8	76	03/28	@ Hartford	W	3-1	35-27-14
37	12/26	@ St. Louis	L	1-3	15-14-8	77	03/29	TORONTO	W	5-1	36-27-14
38	12/27	WINNIPEG	T	3-3 OT	15-14-9	78	03/31	@ Detroit	T	3-3 OT	36-27-15
39	12/29	DETROIT	L	4-6	15-15-9	79	04/12	DETROIT	L	1-2	36-28-15
40	12/31	@ Minnesota	L	2-6	15-16-9	80	04/14	@ St. Louis	L	3-5	36-29-15

PLAYER	GP	G	A	PTS	PIM	PLAYER	GP	G	A	PTS	PIM
ROENICK, JEREMY	80	53	50	103	98	DYKHUIS, KARL	6	1	3	4	4
LARMER, STEVE	80	29	45	74	65	*BUSKAS, ROD	42	0	4	4	80
GOULET, MICHEL	75	22	41	63	69	*HRKAC, TONY	18	1	2	3	6
CHELUS, CHRIS	80	9	47	56	245	MCAMMOND, DEAN	5	0	2	2	0
*SUTTER, BRENT	61	18	32	50	30	BELFOUR, ED	52	0	2	2	40
GRAHAM, DIRK	80	17	30	47	89	#MCGILL, RYAN	9	0	2	2	20
NOONAN, BRIAN	65	19	12	31	81	WAITE, JIMMY	17	0	1	1	0
SMITH, STEVE	76	9	21	30	304	*LAUER, BRAD	6	0	0	0	4
HUDSON, MIKE	76	14	15	29	92	BYRAM, SHAWN	1	0	0	0	0
BROWN, KEITH	57	6	10	16	69	*JACKSON, JEFF	1	0	0	0	2
LEMIEUX, JOCELYN	78	6	10	16	80	#LANZ, RICK	1	0	0	0	2
*BROWN, ROB	25	5	11	16	32	WILLIAMS, SEAN	2	0	0	0	4
#KONROYD, STEVE	49	2	14	16	65	CONN, ROB	2	0	0	0	2
MARCHMENT, BRYAN	58	5	10	15	168	BENNETT, ADAM	5	0	0	0	12
*MATTEAU, STEPHANE	20	5	8	13	45	RUSSELL, CAM	19	0	0	0	34
KUCERA, FRANTISEK	61	3	10	13	36	HASEK, DOMINIK	20	0	0	0	8
GILBERT, GREG	50	7	5	12	35	LEBLANC, RAY	1	0	0	0	0
#CREIGHTON, ADAM	11	6	6	12	16	#GILLIS, PAUL	2	0	0	0	6
PELUSI, MIKE	63	6	3	9	408						
KRAVCHUK, IGOR	18	1	8	9	4						
STAPLETON, MIKE	19	4	4	8	8						
VINCELETTE, DAN	29	3	5	8	56						
#THOMAS, STEVE	11	2	6	8	26						
#TONEILLI, JOHN	33	1	7	8	37						
*HORACEK, TONY	12	1	4	5	21						
GRIMSON, STU	54	2	2	4	234						

* ACQUIRED IN SEASON # TRADED IN SEASON

GOALIES	GP	W	L	T	MIN	GA	SO	AVG
BELFOUR, ED	52	21	18	10	2,928	132	5	2.7
HASEK, DOMINIK	20	10	4	1	1,014	44	1	2.6
WAITE, JIMMY	17	4	7	4	877	54	0	3.69
LEBLANC, RAY	1	1	0	0	60	1	0	1

1992-93 CHICAGO BLACKHAWKS

47-25-12, 106 POINTS, 1ST NORRIS DIVISION

GM	DATE	OPPONENT	RESULT	SCORE	RECORD	GM	DATE	OPPONENT	RESULT	SCORE	RECORD
1	10/07	@ Tampa Bay	L	3-7	0-1-0	49	01/07	TORONTO	W	5-3	27-16-6
2	10/10	@ St. Louis	W	3-0	1-1-0	50	01/09	@ Winnipeg	L	2-5	27-17-6
3	10/11	TAMPA BAY	T	4-4 OT	1-1-1	51	01/21	WASHINGTON	W	6-2	28-17-6
4	10/15	EDMONTON	L	3-4 OT	1-2-1	52	01/23	@ Hartford	W	6-2	29-17-6
5	10/17	@ Toronto	L	3-4	1-3-1	53	01/24	VANCOUVER	W	6-2	30-17-6
6	10/18	VANCOUVER	W	3-1	2-3-1	54	01/27	@ Vancouver	T	4-4 OT	30-17-7
7	10/21	@ Buffalo	L	1-4	2-4-1	55	01/29	@ San Jose	W	4-2	31-17-7
8	10/22	NEW JERSEY	L	5-6 OT	2-5-1	56	01/30	@ Los Angeles	T	2-2 OT	31-18-8
9	10/25	DETROIT	W	8-2	3-5-1	57	02/03	@ Detroit	L	0-5	31-18-8
10	10/29	PHILADELPHIA	T	5-5 OT	3-5-2	58	02/11	BOSTON	W	6-3	32-18-8
11	10/31	@ Boston	W	3-2	4-5-2	59	02/15	@ Pittsburgh	L	1-4	32-19-8
12	11/01	SAN JOSE	T	4-4 OT	4-5-3	60	02/14	DETROIT	L	3-5	32-20-8
13	11/03	@ Washington (A)	L	1-4	4-6-3	61	02/18	LOS ANGELES	W	7-2	33-20-8
14	11/05	TORONTO	W	1-0	5-6-3	62	02/21	CALGARY	W	4-3	34-20-8
15	11/07	@ Quebec	W	7-4	6-6-3	63	02/25	@ Tampa Bay	W	5-1	35-20-8
16	11/08	PITTSBURGH	W	7-2	7-6-3	64	02/27	@ Detroit	W	2-1	36-20-8
17	11/12	ST. LOUIS	W	1-0	8-6-3	65	02/28	ST. LOUIS	L	1-7	36-21-8
18	11/14	@ Minnesota	L	0-3	8-7-3	66	03/04	QUEBEC	T	3-3 OT	36-21-9
19	11/15	MINNESOTA	W	2-1	9-7-3	67	03/05	@ New Jersey	T	1-1 OT	36-21-10
20	11/17	@ Detroit	L	4-5	9-8-3	68	03/07	OTTAWA	W	4-2	37-21-10
21	11/19	@ Los Angeles	L	1-4	9-9-3	69	03/11	NY RANGERS	L	1-4	37-22-10
22	11/21	@ San Jose	W	2-1	10-9-3	70	03/14	@ Edmonton	W	5-4 OT	38-22-10
23	11/23	@ Vancouver	L	2-5	10-10-3	71	03/16	@ Calgary	W	1-0	39-22-10
24	11/27	@ Edmonton	W	8-1	11-10-3	72	03/20	@ Montreal	L	2-6	39-23-10
25	11/28	@ Calgary	W	5-2	12-10-3	73	03/21	TAMPA BAY	W	3-2	40-23-10
26	12/01	LOS ANGELES (B)	L	3-6	12-11-3	74	03/25	BUFFALO	L	4-6	40-24-10
27	12/03	TORONTO	W	4-3	13-11-3	75	03/26	@ NY Rangers	W	3-1	41-24-10
28	12/05	@ Toronto	T	2-2 OT	15-11-4	76	03/28	HARTFORD	W	3-0	42-24-10
29	12/06	MONTREAL	W	2-0	14-11-4	77	04/01	DETROIT	L	1-3	42-25-10
30	12/08	@ Detroit	W	3-2	15-11-4	78	04/03	@ St. Louis	T	3-3 OT	42-25-11
31	12/10	NY ISLANDERS	W	5-3	16-11-4	79	04/04	ST. LOUIS	W	5-4	43-25-11
32	12/12	@ Minnesota	W	3-0	17-11-4	80	04/08	@ NY Islanders	W	3-2	44-25-11
33	12/17	WINNIPEG	W	5-1	18-11-4	81	04/10	@ Tampa Bay	W	4-2	45-25-11
34	12/19	@ Philadelphia	L	1-3	18-12-4	82	04/11	TAMPA BAY	T	3-3 OT	45-25-12
35	12/20	MINNESOTA	W	4-0	19-12-4	83	04/13	@ Minnesota	W	3-2	46-25-12
36	12/23	@ Ottawa	W	4-2	20-12-4	84	04/15	TORONTO	W	3-2	47-25-12
37	12/26	ST. LOUIS	L	2-3 OT	20-13-4						
38	12/27	DETROIT	L	0-4	20-14-4						
39	12/29	@ Detroit	W	6-3	21-14-4						
40	12/31	TAMPA BAY	W	5-0	22-14-4						
41	01/02	@ Washington	T	2-2 OT	22-14-5						
42	01/03	WINNIPEG	W	4-1	23-14-5						
43	01/07	EDMONTON	T	3-3 OT	23-14-6						
44	01/09	@ St. Louis	L	1-4	23-15-6						
45	01/10	LOS ANGELES	L	4-5	23-16-6						
46	01/12	@ Minnesota	W	3-1	24-16-6						
47	01/14	MINNESOTA	W	3-1	25-16-6						
48	01/16	@ Toronto	W	5-3	26-16-6						



PLAYER	GP	G	A	PTS	PIM	PLAYER	GP	G	A	PTS	PIM
ROENICK, JEREMY	84	50	57	107	86	RUSSELL, CAM	67	2	4	6	151
CHELIOS, CHRIS	84	15	58	73	282	DYKHUIS, KARL	12	0	5	5	0
LARMER, STEVE	84	35	35	70	48	*MURRAY, TROY	22	1	3	4	25
SMITH, STEVE	78	10	47	57	214	BELOUR, ED	71	0	3	3	28
SUTTER, BRENT	65	20	34	54	67	GRIMSON, STU	78	1	1	2	193
RUUTTU, CHRISTIAN	84	17	37	54	134	BENNETT, ADAM	16	0	2	2	8
GOULET, MICHEL	63	23	21	44	43	LAUER, BRAD	7	0	1	1	2
GRAHAM, DIRK	84	20	17	34	139	TICHY, MILAN	13	0	1	1	30
MATTEAU, STEPHANE	79	15	18	33	98	*MUNI, CRAIG	9	0	0	0	8
GILBERT, GREG	77	13	19	32	57	WAITE, JIMMY	20	0	0	0	0
LEMIEUX, JOCELYN	81	10	21	31	111	KRIVOKRASOV, SERGEI	4	0	0	0	2
NOONAN, BRIAN	63	16	14	30	82	ANDRIEVSKI, ALEXANDR	1	0	0	0	0
MARCHMENT, BRYAN	78	5	15	20	313	#BANCROFT, STEVE	1	0	0	0	0
KUCERA, FRANTISEK	71	5	14	19	59	TEPPER, STEPHEN	1	0	0	0	0
CHRISTIAN, DAVE	60	4	14	18	12	BUSKAS, ROD	4	0	0	0	26
*MURPHY, JOE	19	7	10	17	18						
#KRAVCHUK, IGOR	38	6	9	15	30						
BROWN, KEITH	33	2	6	8	39						
BROWN, ROB	15	1	6	7	33						
#HUDSON, MIKE	36	1	6	7	44						

* ACQUIRED IN SEASON # TRADED IN SEASON

GOALIES	GP	W	L	T	MIN	GA	SO	AVG
BELOUR, ED	71	41	18	11	4,106	177	7	2.59
WAITE, JIMMY	20	6	7	1	996	49	2	2.9

1993-94 CHICAGO BLACKHAWKS

39-36-9, 87 POINTS, 5TH CENTRAL DIVISION

2015 CUP	LEADERSHIP	PLAYERS	2014-15	OPPONENTS	TRADITION	RECORDS	PLAYOFFS	HISTORY	MINORS	NHL	MEDIA
----------	------------	---------	---------	-----------	-----------	---------	----------	---------	--------	-----	-------

GM	DATE	OPPONENT	RESULT	SCORE	RECORD	GM	DATE	OPPONENT	RESULT	SCORE	RECORD
1	10/06	FLORIDA	T	4-4 OT	0-0-1	43	01/13	TAMPA BAY	W	1-0	21-18-4
2	10/09	@ Toronto	L	1-2	0-1-1	44	01/15	@ NY Islanders	T	5-5 OT	21-18-5
3	10/10	WINNIPEG	W	4-3 OT	1-1-1	45	01/16	NY RANGERS	L	1-5	21-19-5
4	10/12	@ Dallas	T	3-3 OT	1-1-2	46	01/25	@ Detroit	W	5-0	22-19-5
5	10/14	HARTFORD	L	2-6	1-2-2	47	01/27	DETROIT	L	3-4 OT	22-20-5
6	10/16	@ Winnipeg	L	0-1 OT	1-3-2	48	01/29	OTTAWA	T	3-3 OT	22-20-6
7	10/18	DALLAS	L	3-5	1-4-2	49	01/31	@ Ottawa	W	1-0	23-20-6
8	10/21	QUEBEC	W	3-2	2-4-2	50	02/02	@ Vancouver	L	4-6	23-21-6
9	10/23	DETROIT	W	4-2	3-4-2	51	02/04	@ Edmonton	W	3-1	24-21-6
10	10/26	ST. LOUIS	W	9-2	4-4-2	52	02/06	@ Anaheim	W	3-2	25-21-6
11	10/28	TORONTO	L	2-4	4-5-2	53	02/08	@ San Jose (A)	L	3-4	25-22-6
12	10/30	@ Pittsburgh	L	3-4	4-6-2	54	02/09	@ Los Angeles	L	2-4	25-23-6
13	10/31	PHILADELPHIA	L	6-9	4-7-2	55	02/11	@ San Jose	L	3-4	25-24-6
14	11/04	NY ISLANDERS	W	4-2	5-7-2	56	02/13	@ San Jose	L	0-1	25-25-6
15	11/07	EDMONTON	W	3-0	6-7-2	57	02/14	@ Calgary	W	4-2	26-25-6
16	11/11	PITTSBURGH	W	4-1	7-7-2	58	02/17	VANCOUVER	L	2-4	26-26-6
17	11/13	@ Toronto	W	3-2	8-7-2	59	02/18	@ Winnipeg	W	7-2	27-26-6
18	11/14	DALLAS	W	4-1	9-7-2	60	02/20	NEW JERSEY	T	1-1 OT	27-26-7
19	11/18	@ Florida	W	3-2	10-7-2	61	02/24	WINNIPEG	W	6-3	28-26-7
20	11/20	@ Tampa Bay	L	3-4	10-8-2	62	02/25	@ Buffalo	W	3-1	29-26-7
21	11/24	@ Edmonton	W	3-1	11-8-2	63	02/27	BOSTON	L	0-4	29-27-7
22	11/26	@ Calgary	W	6-3	12-8-2	64	03/03	CALGARY	W	4-2	30-27-7
23	11/29	@ Vancouver	L	1-2 OT	12-9-2	65	03/06	LOS ANGELES	T	3-3 OT	30-27-8
24	12/04	@ New Jersey	T	2-2 OT	12-9-3	66	03/08	ANAHEIM (B)	W	3-0	31-27-8
25	12/07	@ St. Louis	L	2-3	12-10-3	67	03/09	@ Los Angeles	W	4-0	32-27-8
26	12/11	@ Boston	W	5-4	13-10-3	68	03/11	@ Anaheim	W	3-2	33-27-8
27	12/12	SAN JOSE	W	2-1	14-10-3	69	03/13	VANCOUVER	W	5-2	34-27-8
28	12/15	@ Dallas	W	3-2	15-10-3	70	03/14	@ Quebec	L	1-5	34-28-8
29	12/18	@ Philadelphia	T	2-2 OT	15-10-4	71	03/16	@ Montreal	L	3-5	34-29-8
30	12/19	ANAHEIM	W	2-0	16-10-4	72	03/18	@ NY Rangers	W	7-3	35-29-8
31	12/21	@ Detroit	L	1-5	16-11-4	73	03/20	ST. LOUIS	L	3-4 OT	35-30-8
32	12/23	SAN JOSE	W	5-3	17-11-4	74	03/22	@ Detroit	L	1-3	35-31-8
33	12/26	@ St. Louis	L	2-3	17-12-4	75	03/24	MONTREAL	T	5-5 OT	35-31-9
34	12/27	TORONTO	W	5-2	18-12-4	76	03/27	DETROIT	L	1-3	35-32-9
35	12/29	@ Winnipeg	L	2-3	18-13-4	77	03/30	@ Hartford	L	2-3 OT	35-33-9
36	12/31	DALLAS	L	2-5	18-14-4	78	03/31	WASHINGTON	L	3-6	35-34-9
37	01/02	WINNIPEG	W	5-1	19-14-4	79	04/03	CALGARY	W	2-1	36-34-9
38	01/04	@ Dallas	W	2-1 OT	20-14-4	80	04/05	@ St. Louis	L	1-5	36-35-9
39	01/06	ANAHEIM	L	2-6	20-15-4	81	04/08	ST. LOUIS	W	6-1	37-35-9
40	01/08	@ Washington	L	1-4	20-16-4	82	04/10	LOS ANGELES	W	2-1	38-35-9
41	01/09	EDMONTON	L	2-4	20-17-4	83	04/12	@ Toronto	W	4-3	39-35-9
42	01/11	BUFFALO	L	2-5	20-18-4	84	04/14	TORONTO	L	4-6	39-36-9

PLAYER	GP	G	A	PTS	PIM	PLAYER	GP	G	A	PTS	PIM
ROENICK, JEREMY	84	46	61	107	125	KIMBLE, DARIN	65	4	2	6	133
MURPHY, JOE	81	31	39	70	111	*SUTER, GARY	16	2	3	5	18
CHELOS, CHRIS	76	16	44	60	212	#MARCHMENT, BRYAN	13	1	4	5	42
SUTTER, BRENT	73	9	29	38	45	*AMONTE, TONY	7	1	3	4	6
#NOONAN, BRIAN	64	14	21	35	57	#MUNI, CRAIG	9	0	4	4	4
GRAHAM, DIRK	67	15	18	33	45	BELOFUD, ED	70	0	4	4	61
#MATTEAU, STEPHANE	65	15	16	31	55	CHRISTIAN, DAVE	9	0	3	3	0
GOULET, MICHEL	56	16	14	30	26	KRIVOKRASOV, SERGEI	9	1	0	1	4
RUUTU, CHRISTIAN	54	9	20	29	68	DROPPA, IVAN	12	0	1	1	12
SMITH, STEVE	57	5	22	27	174	HACKETT, JEFF	22	0	1	1	2
SUTTER, RICH	83	12	14	26	108	#MURRAY, TROY	12	0	1	1	6
*WEINRICH, ERIC	54	3	23	26	31	SOUCY, CHRISTIAN	1	0	0	0	0
*POULIN, PATRICK	58	12	13	25	40	HORACEK, TONY	7	0	0	0	53
#LEMIEUX, JOCELYN	66	12	8	20	63	*DIRK, ROBERT	6	0	0	0	26
#KUCERA, FRANTISEK	60	4	13	17	34	*SMYTH, GREG	38	0	0	0	108
SHANTZ, JEFF	52	3	13	16	30						
WILKINSON, NEIL	72	3	9	12	116						
#TODD, KEVIN	35	5	6	11	16						
*YSEBAERT, PAUL	11	5	3	8	8						
*CARNEY, KEITH	30	3	5	8	35						
DUBINSKY, STEVE	27	2	6	8	16						
RUSSEL, CAM	67	1	7	8	200						
*CUNNEYWORTH, RANDY	16	4	3	7	13						

* ACQUIRED IN SEASON # TRADED IN SEASON

GOALIES	GP	W	L	T	MIN	GA	SO	AVG
SOUCY, CHRISTIAN	1	0	0	0	3	0	0	0
BELOFUD, ED	70	37	24	6	3,998	178	7	2.67
HACKETT, JEFF	22	2	12	3	1,084	62	0	3.43


1994-95 CHICAGO BLACKHAWKS

24-19-5, 53 POINTS, 3RD CENTRAL DIVISION

GM	DATE	OPPONENT	RESULT	SCORE	RECORD
1	01/20	@ Detroit	L	1-4	0-1-0
2	01/23	@ Winnipeg	L	3-5	0-2-0
3	01/25	EDMONTON	W	5-1	1-2-0
4	01/27	TORONTO	W	4-1	2-2-0
5	01/30	@ Los Angeles	W	6-3	3-2-0
6	01/30	@ San Jose	L	1-2	3-3-0
7	02/01	@ Edmonton	W	7-0	4-3-0
8	02/03	@ Calgary	W	4-3 OT	5-3-0
9	02/05	@ Vancouver	W	9-4	6-3-0
10	02/07	@ Anaheim	W	3-0	7-3-0
11	02/09	@ St. Louis	W	5-0	8-3-0
12	02/13	@ Toronto	L	2-4	8-4-0
13	02/16	CALGARY	T	2-2 OT	8-4-1
14	02/19	EDMONTON	W	4-1	9-4-1
15	02/20	SAN JOSE	W	3-2	10-4-1
16	02/23	DETROIT	L	2-4	10-5-1
17	02/26	@ Dallas	W	2-1	11-5-1
18	02/28	@ Los Angeles	W	8-4	12-5-1
19	03/01	@ Anaheim	L	1-3	12-6-1
20	03/03	@ Edmonton	W	5-2	13-6-1
21	03/05	ANAHEIM	W	3-0	14-6-1
22	03/07	CALGARY	L	3-6	14-7-1
23	03/09	LOS ANGELES	L	3-4	14-8-1
24	03/11	@ Toronto	T	2-2 OT	14-8-2
25	03/13	@ Dallas	L	2-4	14-9-2
26	03/16	VANCOUVER	W	9-2	15-9-2
27	03/19	@ Winnipeg	W	3-2	16-9-2
28	03/21	@ San Jose	W	7-3	17-9-2
29	03/25	@ Vancouver	W	3-1	18-9-2
30	03/26	ANAHEIM	W	5-2	19-9-2
31	03/29	ST. LOUIS	L	1-3	19-10-2
32	03/31	TORONTO	T	3-3 OT	19-10-3
33	04/02	DALLAS	L	1-2	19-11-3
34	04/04	@ Calgary	L	2-3	19-12-3
35	04/05	@ Winnipeg	L	1-4	19-13-3
36	04/09	DETROIT	L	1-4	19-14-3
37	04/12	SAN JOSE	L	2-3	19-15-3
38	04/14	DETROIT	L	1-3	19-16-3
39	04/16	@ Dallas	L	0-2	19-17-3
40	04/17	TORONTO	L	1-3	19-18-3
41	04/19	ST. LOUIS	T	2-2 OT	19-18-4

GM	DATE	OPPONENT	RESULT	SCORE	RECORD
42	04/21	WINNIPEG	L	1-2	19-19-5
43	04/23	@ St. Louis	T	2-2 OT	19-19-5
44	04/25	VANCOUVER	W	4-3 OT	20-19-5
45	04/27	DALLAS	W	5-1	21-19-5
46	04/30	@ Detroit	W	4-0	22-19-5
47	05/01	WINNIPEG	W	3-2	23-19-5
48	05/03	LOS ANGELES	W	5-1	24-19-5

NOTE: 1994-95 season shortened to 48 games due to 104-day lockout (Oct. 1, 1994-Jan. 11, 1995).



PLAYER	GP	G	A	PTS	PIM
NICHOLS, BERNIE	48	22	29	51	32
MURPHY, JOE	40	23	18	41	89
CHLUSO, CHRIS	48	5	33	38	72
SUTER, GARY	48	10	27	37	42
AMONTE, TONY	48	15	20	35	41
ROENICK, JEREMY	33	10	24	34	14
POULIN, PATRICK	45	15	15	30	53
KRIVOKRASOV, SERGEI	41	12	7	19	33
SHANTZ, JEFF	45	6	12	18	33
SUTTER, BRENT	47	7	8	15	51
GRAHAM, DIRK	40	4	9	13	42
WEINRICH, ERIC	48	3	10	13	33
SMITH, STEVE	48	1	12	13	128
HYSEBART, PAUL	15	4	5	9	6
*SAVARD, DENIS	12	4	4	8	8
*CRAVEN, MURRAY	16	4	3	7	2
#RUUTU, CHRISTIAN	20	2	5	7	6
GRIEVE, BRENT	24	1	5	6	23
*CUMMINS, JIM	27	3	1	4	117
*DIDUCK, GERALD	13	1	0	1	48
RUSSELL, CAM	33	1	3	4	88
SMYTH, GREG	22	0	3	3	33

PLAYER	GP	G	A	PTS	PIM
BELFOUR, ED	42	0	3	3	11
DAZE, ERIC	4	1	1	2	2
JOHANSON, ROGER	11	1	0	1	6
CARNEY, KEITH	18	1	0	1	11
HORACEK, TONY	19	0	1	1	25
*WAITE, JIMMY	2	0	0	0	0
GAUTHIER, DANIEL	5	0	0	0	0
HACKETT, JEFF	7	0	0	0	0
KIMBLE, DARIN	14	0	0	0	30
#SUTTER, RICH	15	0	0	0	28
DUBINSKY, STEVE	16	0	0	0	8

* ACQUIRED IN SEASON # TRADED IN SEASON

GOALIES	GP	W	L	T	MIN	GA	SO	AVG
BELFOUR, ED	42	22	15	3	2,450	93	5	2.28
HACKETT, JEFF	7	1	3	2	328	13	0	2.38
WAITE, JIMMY	2	1	1	0	119	5	0	2.52

HISTORY OF THE BLACKHAWKS

1995-96 CHICAGO BLACKHAWKS 40-28-14, 94 POINTS, 2ND CENTRAL DIVISION

2015 CUP	LEADERSHIP	PLAYERS	2014-15	OPPONENTS	TRADITION	RECORDS	PLAYOFFS	HISTORY	MINORS	NHL	MEDIA
----------	------------	---------	---------	-----------	-----------	---------	----------	---------	--------	-----	-------

GM	DATE	OPPONENT	RESULT	SCORE	RECORD	GM	DATE	OPPONENT	RESULT	SCORE	RECORD
1	10/07	@ San Jose	W	4-3	1-0-0	42	01/06	@ Detroit	L	0-3	20-14-8
2	10/10	@ Los Angeles	L	5-6 OT	1-1-0	43	01/07	DALLAS	W	5-2	21-14-8
3	10/12	PITTSBURGH	W	5-1	2-1-0	44	01/09	@ NY Islanders	T	3-3 OT	21-14-9
4	10/14	@ Hartford	L	2-3	2-2-0	45	01/12	ANAHEIM	W	3-0	22-14-9
5	10/15	CALGARY	T	1-1 OT	2-2-1	46	01/14	LOS ANGELES	W	5-2	23-14-9
6	10/17	@ Florida	W	6-3	3-2-1	47	01/17	WASHINGTON	L	2-3	23-15-9
7	10/19	TAMPA BAY	L	1-4	3-3-1	48	01/22	@ Ottawa	W	7-3	24-15-9
8	10/21	@ St. Louis	W	4-1	4-3-1	49	01/24	@ Toronto	T	2-2 OT	24-15-10
9	10/22	PHILADELPHIA	W	5-4	5-3-1	50	01/25	SAN JOSE	W	2-1	25-15-10
10	10/26	TORONTO	L	1-2	5-4-1	51	01/27	DETROIT	T	5-5 OT	25-15-11
11	10/28	@ Montreal	L	3-5	5-5-1	52	01/31	@ Edmonton	W	4-0	26-15-11
12	10/29	BUFFALO	W	6-3	6-5-1	53	02/03	@ San Jose	W	4-1	27-15-11
13	11/01	@ Dallas	T	1-1 OT	6-5-2	54	02/04	@ Anaheim	W	4-1	28-15-11
14	11/05	COLORADO	L	3-7	6-6-2	55	02/06	@ Los Angeles	W	5-2	29-15-11
15	11/09	VANCOUVER	W	5-2	7-6-2	56	02/08	@ St. Louis	W	6-1	30-15-11
16	11/11	@ Washington	W	4-1	8-6-2	57	02/10	@ Pittsburgh	L	3-6	30-16-11
17	11/12	EDMONTON	T	4-4 OT	8-6-3	58	02/15	BOSTON	W	3-0	31-16-11
18	11/14	@ Winnipeg	L	5-6 OT	8-7-3	59	02/18	EDMONTON	W	4-1	32-16-11
19	11/16	NY RANGERS	W	3-1	9-7-3	60	02/22	ST. LOUIS	L	3-4 OT	32-17-11
20	11/19	SAN JOSE	L	2-3	9-8-3	61	02/23	@ Winnipeg	L	0-1 OT	32-18-11
21	11/22	@ Colorado	L	2-6	9-9-3	62	02/25	@ Philadelphia	L	2-3	32-19-11
22	11/24	@ Anaheim	W	5-4 OT	10-9-3	63	02/29	COLORADO	W	4-3	33-19-11
23	11/26	@ Calgary	T	2-2 OT	10-9-4	64	03/01	@ Colorado	L	3-5	33-20-11
24	11/28	@ Edmonton	W	5-3	11-9-4	65	03/03	DETROIT	L	2-6	33-21-11
25	11/29	@ Vancouver	T	2-2 OT	11-9-5	66	03/05	@ Tampa Bay	L	0-2	33-22-11
26	12/02	@ Winnipeg	T	2-2 OT	11-9-6	67	03/08	LOS ANGELES	L	2-4	33-23-11
27	12/06	@ NY Rangers	T	5-5 OT	11-9-7	68	03/11	FLORIDA	W	8-4	34-23-11
28	12/07	OTTAWA	L	2-5	11-10-7	69	03/14	VANCOUVER	W	5-1	35-23-11
29	12/10	HARTFORD	W	4-1	12-10-7	70	03/17	NY ISLANDERS	W	5-1	36-23-11
30	12/13	@ Detroit	L	1-3	12-11-7	71	03/20	CALGARY	L	2-3	36-24-11
31	12/15	MONTREAL	L	1-4	12-12-7	72	03/22	@ New Jersey	W	4-2	37-24-11
32	12/17	WINNIPEG	W	3-1	13-12-7	73	03/24	ANAHEIM	T	2-2 OT	37-24-12
33	12/20	@ Toronto	W	4-2	14-12-7	74	03/27	@ Calgary	L	0-1	37-25-12
34	12/21	TORONTO	T	3-3 OT	14-12-8	75	03/29	@ Vancouver	L	2-4	37-26-12
35	12/23	@ Dallas	W	2-0	15-12-8	76	03/31	DALLAS	W	5-3	38-26-12
36	12/26	DALLAS	W	5-3	16-12-8	77	04/03	@ Toronto	W	5-2	39-26-12
37	12/28	WINNIPEG	W	4-3	17-12-8	78	04/05	@ Dallas	T	3-3 OT	39-26-13
38	12/29	@ Buffalo	W	5-2	18-12-8	79	04/07	DETROIT	L	1-4	39-27-13
39	12/31	NEW JERSEY	W	5-0	19-12-8	80	04/11	TORONTO	W	5-2	40-27-13
40	01/02	@ Boston	W	5-2	20-12-8	81	04/12	@ Detroit	L	3-5	40-28-13
41	01/04	ST. LOUIS	L	1-3	20-13-8	82	04/14	ST. LOUIS	T	2-2 OT	40-28-14

PLAYER	GP	G	A	PTS	PIM	PLAYER	GP	G	A	PTS	PIM
CHELIOS, CHRIS	81	14	58	72	140	MILLER, KIP	10	1	4	5	2
ROENICK, JEREMY	66	32	35	67	109	RUSSELL, CAM	61	2	2	4	129
SUTER, GARY	82	20	47	67	80	BELFOUR, ED	50	0	2	2	36
AMONTE, TONY	81	31	32	63	62	MOREAU, ETHAN	8	0	1	1	4
NICHOLLS, BERNIE	59	19	41	60	60	*CICONE, ENRICO	11	0	1	1	48
DAZE, ERIC	80	30	23	53	18	HACKETT, JEFF	35	0	1	1	8
MURPHY, JOE	70	22	29	51	86	WAITE, JIMMY	1	0	0	0	0
SAVARO, DENIS	69	13	35	48	102	COLE, DANTON	2	0	0	0	0
CRAVEN, MURRAY	66	18	29	47	36	DROPPA, IVAN	7	0	0	0	2
PROBERT, BOB	78	19	21	40	237	WERENKA, BRAD	9	0	0	0	8
SUTTER, BRENT	80	13	27	40	56	PROKOPEC, MIKE	9	0	0	0	5
SHANTZ, JEFF	78	6	14	20	24						
CARNEY, KEITH	82	5	14	19	94						
KRIVOKRASOV, SERGEI	46	6	10	16	32						
#POULIN, PATRICK	38	7	8	15	16						
WEINRICH, ERIC	77	5	10	15	65						
HULANOV, IGOR	53	1	8	9	92						
SMITH, STEVE	37	0	9	9	71						
BLACK, JAMES	13	3	3	6	16						
GRIEVE, BRENT	28	2	4	6	180						
CUMMINS, JIM	52	2	4	6	180						
DUBINSKY, STEVE	43	2	3	5	14						

* ACQUIRED IN SEASON # TRADED IN SEASON

GOALIES	GP	W	L	T	MIN	GA	SO	AVG
BELFOUR, ED	50	22	17	10	2,956	135	1	2.74
HACKETT, JEFF	35	18	11	4	2,000	80	4	2.4
WAITE, JIMMY	1	0	0	0	31	0	0	0

1996-97 CHICAGO BLACKHAWKS

34-35-13, 81 POINTS, 5TH CENTRAL DIVISION

GM	DATE	OPPONENT	RESULT	SCORE	RECORD	GM	DATE	OPPONENT	RESULT	SCORE	RECORD
1	10/05	@ Washington	W	5-2	1-0-0	42	01/02	PHOENIX	L	2-4	15-21-6
2	10/06	@ St. Louis	W	4-1	2-0-0	43	01/05	DETROIT	T	5-5 OT	15-21-7
3	10/09	ANAHEIM	L	0-2	2-1-0	44	01/08	EDMONTON	W	4-1	16-21-7
4	10/11	COLORADO	L	0-2	2-2-0	45	01/10	@ New Jersey	T	3-3 OT	16-21-8
5	10/13	DALLAS	L	3-5	2-3-0	46	01/11	@ Detroit	W	3-1	17-21-8
6	10/15	@ Toronto	W	3-1	3-3-0	47	01/13	TAMPA BAY	L	0-2	17-22-8
7	10/17	DETROIT	W	2-1	4-3-0	48	01/20	@ Buffalo	L	1-2	17-23-8
8	10/20	LOS ANGELES	W	2-1	5-3-0	49	01/22	VANCOUVER	L	3-4 OT	17-24-8
9	10/24	ST. LOUIS	W	6-4	6-3-0	50	01/24	TORONTO	L	1-2 OT	17-25-8
10	10/25	@ Detroit	T	2-2 OT	6-3-1	51	01/25	@ NY Islanders	L	2-3	17-26-8
11	10/27	SAN JOSE	L	2-6	6-4-1	52	01/27	@ NY Rangers	W	2-1	18-26-8
12	10/29	@ Tampa Bay	T	2-2 OT	6-4-2	53	02/01	@ Los Angeles	W	3-2	19-26-8
13	10/30	@ Florida	L	2-3	6-5-2	54	02/03	@ San Jose	W	4-2	20-26-8
14	11/01	@ Dallas	W	3-2 OT	7-5-2	55	02/06	@ Phoenix	L	2-3	20-27-8
15	11/03	EDMONTON	W	4-2	8-5-2	56	02/08	@ Colorado	W	4-2	21-27-8
16	11/07	NEW JERSEY	L	2-4	8-6-2	57	02/13	SAN JOSE	W	7-3	22-27-8
17	11/09	@ Philadelphia	W	4-1	9-6-2	58	02/15	NY RANGERS	W	2-0	23-27-8
18	11/10	OTTAWA	W	2-0	10-6-2	59	02/17	@ St. Louis	L	2-4	23-28-8
19	11/14	CALGARY	L	1-2 OT	10-7-2	60	02/20	BOSTON	W	5-3	24-28-8
20	11/15	@ Ottawa	L	3-4	10-8-2	61	02/22	@ Pittsburgh	W	5-2	25-28-8
21	11/17	LOS ANGELES	L	2-4	10-9-2	62	02/25	DALLAS	L	0-1	25-29-8
22	11/19	@ Edmonton	T	4-4 OT	10-9-3	63	02/26	@ Hartford	T	2-2 OT	25-29-9
23	11/21	@ Vancouver	L	1-2 OT	10-10-3	64	03/01	@ Colorado	L	1-2	25-30-9
24	11/22	@ Calgary	W	5-2	11-10-3	65	03/02	@ Phoenix	W	4-0	26-30-9
25	11/27	@ San Jose	L	2-3	11-11-3	66	03/05	@ Vancouver	T	1-1 OT	26-30-10
26	11/29	@ Anaheim	L	0-2	11-12-3	67	03/08	PHOENIX	L	0-2	26-31-11
27	11/30	@ Los Angeles	W	5-3	12-12-3	68	03/10	VANCOUVER	T	2-2 OT	26-31-11
28	12/06	MONTREAL	L	1-3	12-13-3	69	03/12	@ Toronto	W	3-2	27-31-11
29	12/07	@ Montreal	L	2-3	12-14-3	70	03/14	@ Dallas	T	4-4 OT	27-31-12
30	12/09	TORONTO	L	1-3	12-15-3	71	03/16	NY ISLANDERS	W	5-4	28-31-12
31	12/12	@ Detroit	L	2-6	12-16-3	72	03/20	PHOENIX	L	2-4	28-32-12
32	12/13	@ St. Louis	W	4-1	15-16-3	73	03/23	DETROIT	W	5-3	29-32-12
33	12/15	PITTSBURGH	W	2-1	14-16-3	74	03/26	WASHINGTON	W	5-3	30-32-12
34	12/18	DALLAS	L	2-3 OT	14-17-3	75	03/28	ANAHEIM	L	3-4	30-33-12
35	12/20	FLORIDA	L	1-3	14-18-3	76	03/30	BUFFALO	W	3-2	31-33-12
36	12/22	PHILADELPHIA	T	2-2 OT	14-18-4	77	04/01	@ Anaheim	T	3-3 OT	31-33-13
37	12/23	@ Boston	T	3-3 OT	14-18-5	78	04/03	@ Edmonton	L	2-4	31-34-13
38	12/26	ST. LOUIS	T	4-4 OT	14-18-6	79	04/06	@ Calgary	W	2-1	32-34-13
39	12/28	@ Toronto	L	4-5	14-19-6	80	04/09	ST. LOUIS	L	0-1	32-35-13
40	12/29	HARTFORD	W	4-3	15-19-6	81	04/11	CALGARY	W	7-3	33-35-13
41	12/31	COLORADO	L	1-4	15-20-6	82	04/13	@ Dallas	W	5-2	34-35-13

PLAYER	GP	G	A	PTS	PIM
AMONTE, TONY	81	41	36	77	64
ZHAMNOV, ALEX	74	20	42	62	56
CHELOS, CHRIS	72	10	38	48	112
DAZE, ERIC	71	22	19	41	16
CRIVEN, MURRAY	75	8	27	35	12
WENNICH, ERIC	81	7	25	32	62
MOREAU, ETHAN	82	15	16	31	123
MILLER, KEVIN	69	14	17	31	41
SHANITZ, JEFF	69	9	21	30	28
SUTER, GARY	82	7	21	28	70
SAVARO, DENIS	69	9	18	27	60
KRIVOKRASOV, SERGEI	67	13	11	24	42
BLACK, JAMES	64	12	11	23	20
PROBERT, BOB	82	9	14	23	326
CARNEY, KEITH	81	3	15	18	62
SUTTER, BRENT	39	7	7	14	18
*DAHLEN, ULF	30	6	8	14	10
CUMMINS, JIM	65	6	6	12	199
*SYKORA, MICHAL	28	1	9	10	10
CICCONI, ENRICO	67	2	2	4	233
CREIGHTON, ADAM	19	1	2	3	13
RUSSELL, CAM	44	1	1	2	65
LEROUX, JEAN-YVES	1	0	1	1	5

PLAYER	GP	G	A	PTS	PIM
LAFLAMME, CHRISTIAN	4	0	1	1	2
GROMMAN, TUOMAS	16	0	1	1	13
HACKETT, JEFF	41	0	1	1	6
KLIMOVICH, SERGEI	1	0	0	0	2
WAITE, JIMMY	2	0	0	0	0
DUBINSKY, STEVE	5	0	0	0	0
#PROKOPEC, MIKE	6	0	0	0	6
*TERRERI, CHRIS	7	0	0	0	0
CHYZOWSKI, DAVE	8	0	0	0	6
MCRAE, BASIL	8	0	0	0	12
SMITH, STEVE	21	0	0	0	29
#BELFOUR, ED	33	0	0	0	26

* ACQUIRED IN SEASON # TRADED IN SEASON

GOALIES	GP	W	L	T	MINS	GA	SO	AVG
BELFOUR, ED	33	11	15	6	1,966	88	1	2.69
HACKETT, JEFF	41	19	18	4	2,473	89	2	2.16
TERRERI, CHRIS	7	4	1	2	429	19	0	2.66
WAITE, JIMMY	2	0	1	1	105	7	0	4

2015 CUP

LEADERSHIP

PLAYERS

2014-15

OPPONENTS

TRADITION

RECORDS

PLAYOFFS

HISTORY

MINORS

NHL

MEDIA

HISTORY OF THE BLACKHAWKS

1997-98 CHICAGO BLACKHAWKS 30-39-13, 73 POINTS, 5TH CENTRAL DIVISION

2015 CUP	LEADERSHIP	PLAYERS	2014-15	OPPONENTS	TRADITION	RECORDS	PLAYOFFS	HISTORY	MINORS	NHL	MEDIA
----------	------------	---------	---------	-----------	-----------	---------	----------	---------	--------	-----	-------

GM	DATE	OPPONENT	RESULT	SCORE	RECORD	GM	DATE	OPPONENT	RESULT	SCORE	RECORD
1	10/01	@ Phoenix	L	2-6	0-1-0	42	01/05	CALGARY	T	1-1 OT	15-18-9
2	10/04	@ San Jose	L	2-3	0-2-0	43	01/09	PHOENIX	L	2-4	15-19-9
3	10/09	TAMPA BAY	L	1-4	0-3-0	44	01/10	@ Toronto	W	4-3	16-19-9
4	10/10	@ Dallas	L	0-7	0-4-0	45	01/12	VANCOUVER	W	3-2	17-19-9
5	10/13	@ Phoenix	L	1-2	0-5-0	46	01/14	@ Carolina	W	4-1	18-18-9
6	10/15	WASHINGTON	L	0-2	0-6-0	47	01/15	@ Washington	L	2-3	18-20-9
7	10/17	ST. LOUIS	L	0-2	0-7-0	48	01/20	NY ISLANDERS	W	5-2	19-20-9
8	10/19	BUFFALO	W	5-2	1-7-0	49	01/22	TORONTO	L	0-3	19-21-9
9	10/22	@ NY Rangers	W	1-0	2-7-0	50	01/24	ST. LOUIS	W	5-4	20-21-9
10	10/24	DALLAS	L	0-2	2-8-0	51	01/29	@ San Jose	W	3-0	21-21-9
11	10/26	CAROLINA	L	2-3	2-9-0	52	01/31	@ Los Angeles	L	0-3	21-22-9
12	10/27	@ Montreal	L	2-4	2-10-0	53	02/01	@ Anaheim	L	3-4 OT	21-25-9
13	10/29	VANCOUVER	W	3-0	3-10-0	54	02/03	@ Phoenix	W	4-2	22-23-9
14	10/31	SAN JOSE	W	5-3	4-10-0	55	02/05	@ Colorado	L	2-4	22-24-9
15	11/02	PITTSBURGH	W	3-1	5-10-0	56	02/07	@ Dallas	L	1-3	22-25-9
16	11/06	ST. LOUIS	W	2-1	6-10-0	57	02/26	LOS ANGELES	L	4-7	22-26-9
17	11/08	@ NY Islanders	W	4-2	7-10-0	58	02/28	@ Colorado	W	4-0	23-26-9
18	11/10	CALGARY	T	1-1 OT	7-10-1	59	03/01	DALLAS	T	2-2 OT	23-26-10
19	11/11	@ Toronto	L	2-5	7-11-1	60	03/03	@ St. Louis	L	3-5	23-27-10
20	11/13	TORONTO	L	1-2	7-12-1	61	03/05	@ Pittsburgh	T	2-2 OT	23-27-11
21	11/16	DETROIT	T	3-3 OT	7-12-2	62	03/07	@ Boston	W	2-1	24-27-11
22	11/19	@ Anaheim	W	4-0	8-12-2	63	03/09	EDMONTON	L	3-4 OT	24-28-11
23	11/20	@ Los Angeles	L	3-4	8-13-2	64	03/12	@ Detroit	L	0-3	24-29-11
24	11/22	@ Vancouver	W	5-4 OT	9-13-2	65	03/14	@ Tampa Bay	L	0-1	24-30-11
25	11/25	@ Edmonton	T	2-2 OT	9-13-3	66	03/15	@ Florida	W	8-4	25-30-11
26	11/27	@ Calgary	T	2-2 OT	9-13-4	67	03/17	@ Buffalo	W	5-3	26-30-11
27	11/29	@ Ottawa	W	3-2	10-13-4	68	03/19	MONTREAL	W	1-0	27-30-11
28	12/04	COLORADO	L	1-2	10-14-4	69	03/22	BOSTON	W	1-0	28-30-11
29	12/07	EDMONTON	T	3-3 OT	10-14-5	70	03/25	@ Detroit	T	5-5 OT	28-30-12
30	12/10	PHOENIX	T	3-3 OT	10-14-6	71	03/25	ANAHEIM	L	2-3	28-31-12
31	12/12	PHILADELPHIA	L	2-3	10-15-6	72	03/27	OTTAWA	W	2-1	29-31-12
32	12/14	SAN JOSE	L	1-2	10-16-6	73	03/29	FLORIDA	L	0-4	29-32-12
33	12/16	@ Calgary	L	3-4 OT	10-17-6	74	03/31	@ Philadelphia	L	2-3	29-33-12
34	12/17	@ Edmonton	T	0-0 OT	10-17-7	75	04/02	COLORADO	W	2-1	30-33-12
35	12/20	@ Vancouver	W	5-0	11-17-7	76	04/04	DETROIT	L	2-3	30-34-12
36	12/22	LOS ANGELES	L	0-1	11-18-7	77	04/05	NY RANGERS	L	1-2 OT	30-35-12
37	12/26	@ St. Louis	W	4-1	12-18-7	78	04/09	@ St. Louis	L	2-3	30-36-12
38	12/28	ANAHEIM	W	2-0	13-18-7	79	04/12	PHOENIX	L	1-2	30-37-12
39	12/30	@ New Jersey	W	6-2	14-18-7	80	04/15	@ Toronto	L	2-3	30-38-12
40	01/01	TORONTO	T	3-3 OT	14-18-8	81	04/16	NEW JERSEY	T	1-1 OT	30-38-13
41	01/04	DETROIT	W	3-1	15-18-8	82	04/18	@ Dallas	L	1-3	30-39-13

PLAYER	GP	G	A	PTS	PIM	PLAYER	GP	G	A	PTS	PIM
AMONTE, TONY	82	31	42	73	66	MILLS, CRAIG	20	0	3	3	34
ZHAMNOV, ALEX	70	21	28	49	61	RUSSELL, CAM	41	1	1	2	79
DAZE, ERIC	80	31	11	42	22	*MORE, JAY	17	0	2	2	8
SUTER, GARY	73	14	28	42	74	#CUMMINS, JIM	55	0	2	2	178
CHULIOS, CHRIS	69	3	39	42	151	WHITE, TODD	7	1	0	1	2
*JOHNSON, GREG	81	11	22	33	38	YAWNEY, TRENT	45	1	0	1	76
SHANTIZ, JEFF	61	11	20	31	36	*VANDENBUSSCHE, RYAN	4	0	1	1	5
KRIVOKRASOV, SERGEI	58	10	13	23	33	*SKALDE, JARROD	7	0	1	1	4
WEINRICH, ERIC	82	2	21	23	106	TERRERI, CHRIS	21	0	1	1	2
MOREAU, ETHAN	54	9	9	18	73	HUSKA, RYAN	1	0	0	0	0
DUBINSKY, STEVE	82	5	13	18	57	VARIS, PETRI	1	0	0	0	0
BLACK, JAMES	52	10	5	15	8	GENDRON, MARTIN	2	0	0	0	0
#CARNEY, KEITH	60	2	13	15	73	TREFLOV, ANDREI	6	0	0	0	0
LEROUX, JEAN-YVES	66	6	7	13	55	CLEARY, DAN	6	0	0	0	0
*KILGER, CHAD	22	3	8	11	6	HACKETT, JEFF	58	0	0	0	8
NABOKOV, DMITRI	25	7	4	11	10						
MILLER, KEVIN	37	4	7	11	8						
LAFAMME, CHRISTIAN	72	0	11	11	59						
SUTTER, BRENT	52	2	6	8	28						
*SIMPSON, REID	38	3	2	5	102						
FELSNER, BRIAN	12	1	3	4	12						
SKORA, MICHAL	28	1	3	4	12						
PROBERT, BOB	14	2	1	3	48						

* ACQUIRED IN SEASON # TRADED IN SEASON

GOALIES	GP	W	L	T	MINS	GA	SO	AVG
HACKETT, JEFF	58	21	25	11	3,441	126	8	2.2
TERRERI, CHRIS	21	8	10	2	1,222	49	2	2.41
TREFLOV, ANDREI	6	1	4	0	299	17	0	3.41

1998-99 CHICAGO BLACKHAWKS

29-41-12, 70 POINTS, 3RD CENTRAL DIVISION

GM	DATE	OPPONENT	RESULT	SCORE	RECORD	GM	DATE	OPPONENT	RESULT	SCORE	RECORD
1	10/10	NEW JERSEY	W	5-2	1-0-0	42	01/12	@ Colorado	L	1-4	11-25-6
2	10/15	@ Dallas	L	1-3	1-1-0	43	01/15	@ NY Rangers	W	3-1	12-25-6
3	10/17	ANAHEIM	L	3-5	1-2-0	44	01/17	PHOENIX	T	1-1 OT	12-25-7
4	10/17	DALLAS	W	4-3	2-2-0	45	01/21	MONTREAL	W	3-0	13-25-7
5	10/19	@ Montreal	W	2-1	3-2-0	46	01/27	@ Edmonton	W	4-3 OT	14-25-7
6	10/22	SAN JOSE	T	2-2 OT	3-2-1	47	01/28	@ Calgary	T	6-6 OT	14-25-8
7	10/24	NASHVILLE	W	5-4	4-2-1	48	01/30	@ Vancouver	L	2-3	14-26-8
8	10/28	@ Carolina	L	0-2	4-3-1	49	02/01	@ San Jose	L	1-5	14-27-8
9	10/30	FLORIDA	L	3-7	4-4-1	50	02/03	@ Anaheim	L	0-3	14-28-8
10	11/01	CALGARY	L	1-4	4-5-1	51	02/04	@ Los Angeles	L	2-3	14-29-8
11	11/04	@ Florida	L	1-2	4-6-1	52	02/06	@ Phoenix	L	0-3	14-30-8
12	11/06	@ Tampa Bay	T	2-2 OT	4-6-2	53	02/10	SAN JOSE	L	2-5	14-31-8
13	11/08	EDMONTON	L	2-3 OT	4-7-2	54	02/12	DETROIT	L	1-2	14-32-8
14	11/10	@ St. Louis	L	2-5	4-8-2	55	02/13	@ Toronto	W	6-2	15-32-8
15	11/12	TORONTO	L	3-10	4-9-2	56	02/15	@ Ottawa	L	2-6	15-33-8
16	11/14	@ Buffalo	L	1-6	4-10-2	57	02/17	VANCOUVER	W	4-0	16-33-8
17	11/15	OTTAWA	T	2-2 OT	4-10-3	58	02/19	@ Dallas	L	1-5	16-34-8
18	11/17	@ Nashville	W	2-1	5-10-3	59	02/21	BOSTON	L	3-6	16-35-8
19	11/19	@ Los Angeles	L	0-5	5-11-3	60	02/24	@ St. Louis	W	3-1	17-35-8
20	11/21	@ Anaheim	L	1-4	5-12-3	61	02/26	LOS ANGELES	L	1-2	17-36-8
21	11/24	@ Phoenix	L	2-3	5-13-3	62	02/28	ST. LOUIS	L	1-3	17-37-8
22	11/28	@ Calgary	L	4-5	5-14-3	63	03/06	@ San Jose	W	4-0	18-37-8
23	11/29	@ Edmonton	W	3-2	6-14-3	64	03/07	@ Vancouver	T	2-2 OT	18-37-9
24	12/03	ANAHEIM	W	4-1	7-14-3	65	03/10	NASHVILLE	W	5-2	19-37-9
25	12/06	TAMPA BAY	W	7-5	8-14-3	66	03/12	@ Nashville	L	3-5	19-38-9
26	12/08	@ Detroit	L	2-3	8-15-3	67	03/14	ST. LOUIS	L	2-5	19-39-9
27	12/09	EDMONTON	W	3-1	9-15-3	68	03/17	CALGARY	W	3-1	20-39-9
28	12/11	TORONTO	L	2-3	9-16-3	69	03/20	@ Colorado	T	5-5 OT	20-39-10
29	12/13	DALLAS	T	2-2 OT	9-16-4	70	03/21	COLORADO	W	4-3	21-39-10
30	12/17	WASHINGTON	L	1-3	9-17-4	71	03/25	@ Pittsburgh	L	2-5	21-40-10
31	12/19	@ Philadelphia	L	2-3	9-18-4	72	03/25	@ Boston	T	3-3 OT	21-40-11
32	12/20	LOS ANGELES	L	1-4	9-19-4	73	03/27	@ New Jersey	T	4-4 OT	21-40-12
33	12/23	PHOENIX	W	4-3	10-19-4	74	03/28	ST. LOUIS	W	3-1	22-40-12
34	12/26	PHILADELPHIA	L	1-3	10-20-4	75	03/31	BUFFALO	W	2-1	23-40-12
35	12/31	NY ISLANDERS	W	1-0	11-20-4	76	04/02	@ Detroit	L	3-5	23-41-12
36	01/02	@ Detroit	L	2-5	11-21-4	77	04/03	CAROLINA	W	2-1	24-41-12
37	01/03	DETROIT	L	1-3	11-22-4	78	04/05	VANCOUVER	W	2-1	25-41-12
38	01/05	@ NY Islanders	T	1-1 OT	11-22-5	79	04/08	NY RANGERS	W	6-2	26-41-12
39	01/07	@ St. Louis	L	2-4	11-23-5	80	04/12	@ Washington	W	4-2	27-41-12
40	01/09	@ Nashville	T	3-3 OT	11-23-6	81	04/15	NASHVILLE	W	4-2	28-41-12
41	01/10	COLORADO	L	2-3 OT	11-24-6	82	04/17	DETROIT	W	3-2	29-41-12

PLAYER	GP	G	A	PTS	PIM	PLAYER	GP	G	A	PTS	PIM
AMONTE, TONY	82	44	31	75	60	#COFFEY, PAUL	10	0	4	4	0
ZHAMNOV, ALEX	76	20	41	61	50	#SHANTIZ, JEFF	7	1	0	1	4
GILMOUR, DOUG	72	16	40	56	56	JANSENS, MARK	60	1	0	1	65
DAZE, ERIC	72	22	20	42	22	FITZPATRICK, MARK	27	0	1	1	8
#CHELIOS, CHRIS	65	8	26	34	89	*THIBAUT, JOCELYN	52	0	1	1	2
#KILGER, CHAD	64	14	11	25	30	#DUBINSKY, STEVE	1	0	0	0	0
OLCZYK, ED	61	10	15	25	29	#TREFLOV, ANDREI	1	0	0	0	0
PROBERT, BOB	78	7	14	21	206	#VOPAT, ROMAN	3	0	0	0	4
*MANSON, DAVE	64	6	15	21	107	*MURRAY, CHRIS	4	0	0	0	14
DUMONT, JEAN-PIERRE	25	9	6	15	10	VANDENBUSCH, RYAN	6	0	0	0	17
#MOREAU, ETHAN	66	9	6	15	84	CLOUTIER, SYLVAIN	7	0	0	0	0
HEMERSON, NELSON	27	4	10	14	13	MILLS, CRAIG	7	0	0	0	2
ZMOLEK, DOUG	62	0	14	14	102	*BICANEK, RADIM	7	0	0	0	6
WHITE, TODD	35	5	8	13	20	#RUSSELL, CAM	7	0	0	0	10
#LAFLAMME, CHRISTIAN	62	2	11	13	70	*MSREDDONE, ALAIN	7	0	0	0	19
SIMPSON, REID	53	5	4	9	145	JONES, TY	8	0	0	0	12
#CLEARY, DAN	35	4	5	9	24	#HACKETT, JEFF	10	0	0	0	6
*MIRONOV, BORIS	12	0	9	9	27	#BONNIE, DENNIS	11	0	0	0	44
LEROUX, JEAN-YVES	40	3	5	8	21	ROYER, REMI	18	0	0	0	67
*BROWN, BRAD	61	1	7	8	184	YAWNEY, TRENT	20	0	0	0	32
*ERIKSSON, ANDERS	11	0	8	8	0	* ACQUIRED IN SEASON # TRADED IN SEASON					
#MANELLUK, MIKE	28	4	3	7	8						
*MARHA, JOSEF	22	2	5	7	4						
*MCAMMOND, DEAN	12	1	4	5	2						
*MUIR, BRYAN	53	1	4	5	50						
ALLISON, JAMIE	39	2	2	4	62						
#WEINRICH, ERIC	14	1	3	4	12						

GOALIES	GP	W	L	T	MINS	GA	SO	AVG
THIBAUT, JOCELYN	52	21	26	5	3,014	136	4	2.71
FITZPATRICK, MARK	27	6	8	6	1,403	64	0	2.74
HACKETT, JEFF	10	2	6	1	524	33	0	3.78
TREFLOV, ANDREI	1	0	1	0	20	4	0	9.60

2015 CUP
LEADERSHIP
PLAYERS
2014-15
OPPONENTS
TRADITION
RECORDS
PLAYOFFS
HISTORY
MINORS
NHL
MEDIA

HISTORY OF THE BLACKHAWKS

1999-2000 CHICAGO BLACKHAWKS 33-37-10-2, 78 POINTS, 3RD CENTRAL DIVISION

2015 CUP	LEADERSHIP	PLAYERS	2014-15	OPPONENTS	TRADITION	RECORDS	PLAYOFFS	HISTORY	MINORS	NHL	MEDIA
----------	------------	---------	---------	-----------	-----------	---------	----------	---------	--------	-----	-------

GM	DATE	OPPONENT	RESULT	SCORE	RECORD	GM	DATE	OPPONENT	RESULT	SCORE	RECORD
1	10/04	@ San Jose	L	1-7	0-1-0-0	42	01/09	COLORADO	W	5-3	13-21-6-2
2	10/06	@ Vancouver	L	4-5	0-2-0-0	43	01/12	VANCOUVER	W	3-2 OT	14-21-6-2
3	10/08	PHOENIX	T	3-3 OT	0-2-1-0	44	01/13	@ Detroit	W	5-3	15-21-6-2
4	10/10	NASHVILLE	T	3-3 OT	0-2-2-0	45	01/15	@ Colorado	L	1-3	15-22-6-2
5	10/15	TORONTO	L	1-2	0-3-2-0	46	01/17	SAN JOSE	W	5-4 OT	16-22-6-2
6	10/16	@ Pittsburgh	T	3-3 OT	0-3-3-0	47	01/19	@ New Jersey	L	1-4	16-23-6-2
7	10/21	ANAHEIM	T	5-5 OT	0-3-4-0	48	01/21	ST. LOUIS	L	0-3	16-24-6-2
8	10/23	DETROIT	L	0-1	0-4-4-0	49	01/23	DALLAS	L	2-3	16-25-6-2
9	10/27	@ Montreal	W	1-0	1-4-4-0	50	01/27	COLORADO	W	6-4	17-25-6-2
10	10/29	@ Detroit	W	4-2	2-4-4-0	51	01/30	@ Vancouver	W	3-1	18-25-6-2
11	10/30	LOS ANGELES	L	1-3	2-5-4-0	52	02/02	@ Edmonton	L	1-4	18-26-6-2
12	11/04	BUFFALO	L	4-5 OT	2-5-4-1	53	02/03	@ Calgary	T	5-5 OT	18-26-7-2
13	11/05	@ Nashville	W	3-1	3-5-4-1	54	02/12	@ Atlanta	W	4-3	19-26-7-2
14	11/07	NY RANGERS	L	1-3	3-6-4-1	55	02/14	ANAHEIM	L	3-4	19-27-7-2
15	11/10	NASHVILLE	L	2-4	3-9-4-1	56	02/16	LOS ANGELES	L	1-4	19-28-7-2
16	11/12	NY ISLANDERS	W	5-0	4-9-4-1	57	02/18	WASHINGTON	L	4-5	19-29-7-2
17	11/14	EDMONTON	L	3-6	4-8-4-1	58	02/20	DETROIT	W	6-4	20-29-7-2
18	11/16	@ Los Angeles	L	2-3	4-9-4-1	59	02/22	@ Philadelphia	L	1-3	20-30-7-2
19	11/19	@ Anaheim	L	2-4	4-10-4-1	60	02/23	NASHVILLE	L	2-4	20-31-7-2
20	11/20	@ Phoenix	L	1-3	4-11-4-1	61	02/25	@ Dallas	W	4-3 OT	21-31-7-2
21	11/24	@ Edmonton	W	3-2	5-11-4-1	62	02/27	@ St. Louis	W	4-1	22-31-7-2
22	11/25	@ Calgary	L	1-2 OT	5-11-4-2	63	03/01	MONTREAL	L	1-4	22-32-7-2
23	11/27	@ St. Louis	L	3-8	5-12-4-2	64	03/03	TAMPA BAY	W	5-1	23-32-7-2
24	11/30	@ Ottawa	L	1-2	5-13-4-2	65	03/05	PHOENIX	W	7-3	24-32-7-2
25	12/03	DETROIT	L	4-7	5-14-4-2	66	03/07	@ Nashville	L	1-3	24-33-7-2
26	12/04	@ Boston	W	9-3	6-14-4-2	67	03/08	@ Carolina	L	1-4	24-34-7-2
27	12/06	EDMONTON	W	5-1	7-14-4-2	68	03/11	@ Florida	W	5-2	25-34-7-2
28	12/09	NEW JERSEY	L	0-4	7-15-4-2	69	03/12	@ Tampa Bay	W	4-1	26-34-7-2
29	12/10	@ Buffalo	L	1-2	7-16-4-2	70	03/15	@ Toronto	W	5-2	27-34-7-2
30	12/12	CALGARY	L	1-2	7-17-4-2	71	03/16	BOSTON	W	5-4 OT	28-34-7-2
31	12/14	@ San Jose	W	5-2	8-17-4-2	72	03/18	DALLAS	T	2-2 OT	28-34-8-2
32	12/17	@ Anaheim	L	0-2	8-18-4-2	73	03/21	@ Phoenix	W	3-0	29-34-8-2
33	12/18	@ Los Angeles	W	8-4	9-18-4-2	74	03/24	@ Dallas	L	1-5	29-35-8-2
34	12/23	DALLAS	W	5-2	10-18-4-2	75	03/26	ST. LOUIS	T	1-1 OT	29-35-9-2
35	12/26	PITTSBURGH	L	2-4	10-19-4-2	76	03/27	@ Colorado	L	1-3	29-36-9-2
36	12/27	@ Washington	T	2-2 OT	10-19-5-2	77	03/30	TORONTO	W	4-0	30-36-9-2
37	12/30	FLORIDA	W	2-1	11-19-5-2	78	04/01	@ NY Islanders	T	2-2 OT	30-36-10-2
38	12/31	@ Detroit	T	4-4 OT	11-19-6-2	79	04/02	VANCOUVER	L	2-3	30-37-10-2
39	01/02	SAN JOSE	L	1-4	11-20-6-2	80	04/05	ANAHEIM	W	5-2	31-37-10-2
40	01/06	CALGARY	W	5-2	12-20-6-2	81	04/07	@ St. Louis	W	4-3 OT	32-37-10-2
41	01/08	@ Nashville	L	3-6	12-21-6-2	82	04/09	ST. LOUIS	W	3-1	33-37-10-2

NOTE: 1999-2000 was the first season in which teams received one point in the standings for an overtime loss.

PLAYER	GP	G	A	PTS	PIM	PLAYER	GP	G	A	PTS	PIM
AMONTE, TONY	82	43	41	84	48	ALLISON, JAMIE	59	1	3	4	102
*SULLIVAN, STEVE	73	22	42	64	52	BICANEK, RADIM	11	0	3	3	4
ZHAMNOV, ALEX	71	23	37	60	61	MCCARTHY, STEVE	5	1	1	2	4
#GILMOUR, DOUG	63	22	34	56	51	*CLARK, WENDEL	13	2	0	2	13
*NYLANDER, MICHAEL	66	23	28	51	26	CALDER, KYLE	8	1	1	2	2
MIRONOV, BORIS	58	9	28	37	72	*PLANTE, DEREK	17	1	1	2	2
DAZE, ERIC	59	23	13	36	28	VANDENBUSSCHE, RYAN	52	0	1	1	143
MCAMMOND, DEAN	76	14	18	32	72	#WHITE, TODD	1	0	0	0	0
ERIKSSON, ANDERS	73	3	25	28	20	LAMOTHE, MARK	2	0	0	0	0
MCCABE, BRYAN	79	6	19	25	139	HERPERGER, CHRIS	9	0	0	0	5
#COTE, SYLVAIN	45	6	18	24	14	PASSMORE, STEVE	24	0	0	0	9
MARHA, JOSEF	81	10	12	22	18	THIBAUT, JOCELYN	60	0	0	0	2
#DUMONT, JEAN-PIERRE	47	10	8	18	18						
PROBERT, BOB	69	4	11	15	114						
ATCHEYNUK, BLAIR	47	5	7	12	6						
*DEAN, KEVIN	27	2	8	10	12						
ZMOLEK, DOUG	43	2	7	9	60						
BROWN, BRAD	57	0	9	9	134						
LEROUX, JEAN-YVES	54	2	5	8	43						
#MANSON, DAVE	37	0	7	7	40						
*GROSEK, MICHAEL	14	2	4	6	12						
JANSSENS, MARK	36	0	6	6	73						
*MUIR, BRYAN	11	2	3	5	13						
OLCZYK, ED	33	2	2	4	12						

* ACQUIRED IN SEASON # TRADED IN SEASON

GOALIES	GP	W	L	T	MIN	GA	SO	AVG
PASSMORE, STEVE	24	7	12	3	1,388	63	1	2.72
THIBAUT, JOCELYN	60	25	26	7	3,438	158	3	2.76
LAMOTHE, MARK	2	1	1	0	116	10	0	5.17

2000-01 CHICAGO BLACKHAWKS

29-40-8-5, 71 POINTS, 4TH CENTRAL DIVISION

GM	DATE	OPPONENT	RESULT	SCORE	RECORD	GM	DATE	OPPONENT	RESULT	SCORE	RECORD
1	10/05	@ Buffalo	L	2-4	0-1-0-0	42	01/09	@ NY Islanders	W	6-3	17-20-5-2
2	10/07	@ Columbus	W	5-3	1-1-0-0	43	01/12	@ Columbus	W	3-1	18-20-5-2
3	10/12	DETROIT	L	0-4	1-2-0-0	44	01/14	COLORADO	T	2-2 OT	18-20-4-2
4	10/14	@ Montreal	L	4-5 OT	1-2-0-1	45	01/17	FLORIDA	W	5-0	19-20-4-2
5	10/15	COLUMBUS	W	2-1	2-2-0-1	46	01/19	WASHINGTON	W	3-1	20-20-4-2
6	10/18	NY RANGERS	L	2-4	2-3-0-1	47	01/21	PITTSBURGH	L	0-4	20-21-4-2
7	10/20	DALLAS	L	1-5	2-4-0-1	48	01/25	PHILADELPHIA	L	1-5	20-22-4-2
8	10/21	@ St. Louis	L	0-1	2-5-0-1	49	01/26	@ Colorado	L	2-5	20-23-4-2
9	10/26	COLORADO	L	0-2	2-6-0-1	50	01/28	@ Vancouver	W	6-2	21-23-4-2
10	10/28	BUFFALO	L	1-3	2-7-0-1	51	01/31	@ Edmonton	L	2-3	21-24-4-2
11	10/29	@ Minnesota	W	3-2	3-7-0-1	52	02/01	@ Calgary	L	3-5	21-25-4-2
12	11/02	@ Boston	L	4-5	3-8-0-1	53	02/06	@ Los Angeles	T	3-3 OT	21-25-5-2
13	11/03	@ Detroit	W	6-1	4-8-0-1	54	02/07	@ Anaheim	W	3-2	22-25-5-2
14	11/05	ANAHEIM	W	4-2	5-8-0-1	55	02/10	@ San Jose	L	2-3 OT	22-25-5-3
15	11/08	SAN JOSE	L	2-3 OT	5-8-0-2	56	02/11	@ Phoenix	L	2-3	22-26-5-3
16	11/10	MINNESOTA	L	2-5	5-9-0-2	57	02/14	SAN JOSE	L	0-7	22-27-5-3
17	11/11	@ Toronto	T	3-3 OT	5-9-1-2	58	02/16	ST. LOUIS	W	6-2	23-27-5-3
18	11/14	@ Vancouver	L	2-4	5-10-1-2	59	02/18	LOS ANGELES	W	3-0	24-27-5-3
19	11/16	@ Calgary	W	5-2	6-10-1-2	60	02/19	@ NY Rangers	L	2-4	24-28-5-3
20	11/17	@ Edmonton	T	3-3 OT	6-10-2-2	61	02/21	DETROIT	L	3-7	24-29-5-3
21	11/21	@ Phoenix	W	4-1	7-10-2-2	62	02/23	ATLANTA	W	1-0	25-29-5-3
22	11/22	@ San Jose	L	1-4	7-11-2-2	63	02/25	TORONTO	W	6-4	26-29-5-3
23	11/24	@ Minnesota	L	0-2	7-12-2-2	64	02/27	@ Washington	W	3-2	27-29-5-3
24	11/27	@ Detroit	W	6-5 OT	8-12-2-2	65	03/01	LOS ANGELES	T	2-2 OT	27-29-6-3
25	11/30	NASHVILLE	L	0-3	8-13-2-2	66	03/04	CAROLINA	L	3-6	27-30-6-3
26	12/01	@ Nashville	W	2-1	9-13-2-2	67	03/07	@ Dallas	W	4-1	28-30-6-3
27	12/03	COLUMBUS	W	5-0	10-13-2-2	68	03/09	@ Anaheim	L	1-3	28-31-6-3
28	12/07	MINNESOTA	L	2-4	10-14-2-2	69	03/10	@ Los Angeles	T	2-2 OT	28-31-7-3
29	12/09	@ St. Louis	L	4-6	10-15-2-2	70	03/13	DALLAS	L	0-3	28-32-7-3
30	12/10	ST. LOUIS	L	1-6	10-16-2-2	71	03/15	NASHVILLE	W	3-2	29-32-7-3
31	12/13	@ Atlanta	L	1-3	10-17-2-2	72	03/18	ANAHEIM	L	1-4	29-33-7-3
32	12/15	@ Dallas	L	1-4	10-18-2-2	73	03/22	NASHVILLE	L	1-2 OT	29-33-7-4
33	12/16	@ Nashville	W	3-0	11-18-2-2	74	03/24	@ St. Louis	L	1-5	29-34-7-4
34	12/21	VANCOUVER	W	6-4	12-18-2-2	75	03/25	CALGARY	L	1-3	29-35-7-4
35	12/23	@ Ottawa	W	3-2	13-18-2-2	76	03/28	OTTAWA	L	2-5	29-36-7-4
36	12/27	PHOENIX	T	1-1 OT	13-18-3-2	77	03/29	@ Pittsburgh	L	2-5	29-37-7-4
37	12/29	DETROIT	W	3-2 OT	14-18-3-2	78	04/01	EDMONTON	T	3-3 OT	29-37-8-4
38	12/31	@ Carolina	L	1-2	14-19-3-2	79	04/02	@ New Jersey	L	3-4	29-38-8-4
39	01/03	VANCOUVER	W	6-0	15-19-3-2	80	04/04	CALGARY	L	2-5	29-39-8-4
40	01/05	EDMONTON	L	1-2	15-20-3-2	81	04/06	TORONTO	L	0-1	29-40-8-4
41	01/07	TAMPA BAY	W	7-4	16-20-3-2	82	04/08	@ Columbus	L	3-4 OT	29-40-8-5

PLAYER	GP	G	A	PTS	PIM	PLAYER	GP	G	A	PTS	PIM
SULLIVAN, STEVE	81	34	41	75	54	VON ARX, RETO	19	3	1	4	4
AMONTE, TONY	82	35	29	64	54	ALLISON, JAMIE	44	1	3	4	53
NYLANDER, MICHAEL	82	25	39	64	32	ATCHEYNYUM, BLAIR	19	1	2	3	2
DAZE, ERIC	79	33	24	57	16	MARHA, JOSEF	15	0	3	3	6
ZHAMNOV, ALEX	63	13	36	49	40	THIBAUT, JOCELYN	66	0	3	3	2
#MCAMMOND, DEAN	61	10	16	26	43	KING, KRIS	13	1	0	1	8
HERPERGER, CHRIS	61	10	15	25	20	HANKINSON, CASEY	11	0	1	1	9
SPACEK, JAROSLAV	50	5	18	23	20	BELL, MARK	13	0	1	1	4
MIRONOV, BORIS	66	5	17	22	42	LAROUCQUE, MICHEL	3	0	0	0	0
PROBERT, BOB	79	7	12	19	103	DOWNNEY, AARON	3	0	0	0	6
QUINTAL, STEPHANE	72	1	18	19	60	*PASSMORE, STEVE	6	0	0	0	4
CALDER, KYLE	45	5	10	15	14	BAUMGARTNER, NOLAN	8	0	0	0	6
KARPOVSEV, ALEXANDER	53	2	13	15	39	TALLAS, ROBBIE	12	0	0	0	0
DEAN, KEVIN	69	0	11	11	30	JANSENS, MARK	28	0	0	0	33
DUBINSKY, STEVE	60	6	4	10	33						
LEROUX, JEAN-YVES	59	4	4	8	22						
ZELEPUKIN, VALERI	36	3	4	7	18						
VANDENBUSSCHE, RYAN	64	2	5	7	146						
MCALPINE, CHRIS	50	0	6	6	32						
HERIKSSON, ANDERS	13	2	3	5	2						
POAPST, STEVE	36	2	3	5	12						
MCCARTHY, STEVE	44	0	5	5	8						

* ACQUIRED IN SEASON # TRADED IN SEASON

GOALIES	GP	W	L	T	MIN	GA	SO	AVG
PASSMORE, STEVE	6	0	4	1	340	14	0	2.47
THIBAUT, JOCELYN	66	27	32	7	3,844	180	6	2.81
TALLAS, ROBBIE	12	2	7	0	627	35	0	3.35
LAROUCQUE, MICHEL	3	0	2	0	152	9	0	3.55

HISTORY OF THE BLACKHAWKS

2001-02 CHICAGO BLACKHAWKS 41-27-13-1, 96 POINTS, 3RD CENTRAL DIVISION

2015 CUP	LEADERSHIP	PLAYERS	2014-15	OPPONENTS	TRADITION	RECORDS	PLAYOFFS	HISTORY	MINORS	NHL	MEDIA
GM	DATE	OPPONENT	RESULT	SCORE	RECORD	GM	DATE	OPPONENT	RESULT	SCORE	RECORD
1	10/04	@ Vancouver	W	5-4	1-0-0-0	42	12/30	ANAHEIM	W	2-1	22-12-8-0
2	10/06	@ Calgary	L	0-4	1-1-0-0	43	12/31	@ Ottawa	W	5-4 OT	23-12-8-0
3	10/09	@ Edmonton	L	0-1	1-2-0-0	44	01/04	TAMPA BAY	W	2-0	24-12-8-0
4	10/11	PHOENIX	W	3-0	2-2-0-0	45	01/06	PITTSBURGH	W	2-0	25-12-8-0
5	10/12	@ Minnesota	L	4-6	2-3-0-0	46	01/09	@ Colorado	L	3-7	25-13-8-0
6	10/14	COLUMBUS	T	2-2 OT	2-3-1-0	47	01/10	COLUMBUS	W	2-1	26-13-8-0
7	10/18	@ Nashville	W	5-3	3-3-1-0	48	01/12	@ Columbus	L	4-5	26-14-8-0
8	10/20	@ Dallas	T	2-2 OT	3-3-2-0	49	01/14	EDMONTON	W	2-1	27-14-8-0
9	10/21	COLORADO	W	4-2	4-3-2-0	50	01/16	@ Florida	W	3-0	28-14-8-0
10	10/23	CALGARY	W	6-3	5-3-2-0	51	01/18	@ Tampa Bay	T	2-2 OT	28-14-9-0
11	10/25	SAN JOSE	W	4-2	6-3-2-0	52	01/20	DALLAS	W	3-2	29-14-9-0
12	10/28	BOSTON	T	3-3 OT	6-3-3-0	53	01/23	PHOENIX	L	1-4	29-15-9-0
13	10/30	LOS ANGELES	W	5-1	7-3-3-0	54	01/25	ST. LOUIS	W	2-1	30-15-9-0
14	11/01	@ Los Angeles	W	3-2	8-3-3-0	55	01/28	@ Boston	L	1-2	30-16-9-0
15	11/02	@ Anaheim	L	2-5	8-4-3-0	56	01/30	@ New Jersey	L	1-3	30-17-9-0
16	11/04	DETROIT	W	5-4	9-4-3-0	57	02/06	@ Phoenix	W	5-2	31-17-9-0
17	11/06	PHILADELPHIA	W	2-1	10-4-3-0	58	02/08	@ San Jose	L	2-4	31-18-9-0
18	11/09	VANCOUVER	W	3-1	11-4-3-0	59	02/09	@ Colorado	W	3-2	32-18-9-0
19	11/11	SAN JOSE	W	3-2 OT	12-4-3-0	60	02/13	FLORIDA	W	5-4	33-18-9-0
20	11/13	@ Vancouver	L	2-3	12-5-3-0	61	02/26	@ Philadelphia	L	4-5	33-19-9-0
21	11/15	@ Calgary	T	2-2 OT	12-5-4-0	62	02/27	MONTREAL	W	2-3	33-20-9-0
22	11/16	@ Edmonton	L	1-7	12-6-4-0	63	03/03	ANAHEIM	L	2-1	34-20-9-0
23	11/21	@ Nashville	L	3-4	12-7-4-0	64	03/05	CAROLINA	L	1-2 OT	34-20-9-1
24	11/23	@ Columbus	T	2-2 OT	12-7-5-0	65	03/07	NY RANGERS	W	5-1	35-20-9-1
25	11/25	@ Detroit	T	4-4 OT	12-7-6-0	66	03/11	@ Los Angeles	L	1-2	35-21-9-1
26	11/28	VANCOUVER	T	3-3 OT	12-7-7-0	67	03/12	@ Phoenix	L	1-3	35-22-9-1
27	11/30	TORONTO	L	1-2	12-8-7-0	68	03/15	@ Anaheim	T	1-1 OT	35-22-10-1
28	12/01	@ Toronto	L	1-4	12-9-7-0	69	03/16	@ San Jose	T	2-2 OT	35-22-11-1
29	12/03	@ Montreal	W	3-2	13-9-7-0	70	03/18	DALLAS	T	2-2 OT	35-22-12-1
30	12/05	MINNESOTA	W	4-2	14-9-7-0	71	03/20	NEW JERSEY	L	1-3	35-23-12-1
31	12/07	NY ISLANDERS	W	4-3	15-9-7-0	72	03/24	ST. LOUIS	W	4-3 OT	36-23-12-1
32	12/09	LOS ANGELES	L	2-5	15-10-7-0	73	03/27	NASHVILLE	W	4-1	37-23-12-1
33	12/12	ST. LOUIS	T	2-2 OT	15-10-8-0	74	03/29	@ Minnesota	W	3-1	38-23-12-1
34	12/14	@ Atlanta	W	3-1	16-10-8-0	75	03/31	MINNESOTA	W	2-1	39-23-12-1
35	12/15	@ Nashville	L	2-5	16-11-8-0	76	04/03	NASHVILLE	L	1-3	39-24-12-1
36	12/17	@ Detroit	W	2-0	17-11-8-0	77	04/05	@ St. Louis	L	1-5	39-25-12-1
37	12/19	@ Buffalo	W	6-5	18-11-8-0	78	04/07	CALGARY	W	3-2	40-25-12-1
38	12/21	EDMONTON	W	5-1	19-11-8-0	79	04/09	@ Washington	L	1-3	40-26-12-1
39	12/23	DETROIT	L	0-5	19-12-8-0	80	04/10	@ Detroit	T	3-3 OT	40-26-13-1
40	12/26	@ St. Louis	W	3-1	20-12-8-0	81	04/12	@ Dallas	L	1-3	40-27-13-1
41	12/27	COLORADO	W	3-1	21-12-8-0	82	04/14	COLUMBUS	W	2-0	41-27-13-1

PLAYER	GP	G	A	PTS	PIM	PLAYER	GP	G	A	PTS	PIM
DAZE, ERIC	82	38	32	70	36	CAMPBELL, JIM	9	1	1	2	4
ZHAMNOV, ALEX	77	22	45	67	67	*DOELEIN, LYLE	12	0	2	2	4
AMONTE, TONY	82	27	39	66	67	CHEBATURKIN, VLADIMIR	13	0	2	2	6
NYLANDER, MICHAEL	82	15	46	61	50	REEKIE, JOE	17	0	2	2	28
SULLIVAN, STEVE	78	21	39	60	67	HRHEAUME, PASCAL	19	0	2	2	4
CALDER, KYLE	81	17	36	53	47	#DUBINSKY, STEVE	3	1	0	1	4
HOUSLEY, PHIL	80	15	24	39	34	DOWNNEY, AARON	36	1	0	1	76
KOROLEV, IGOR	82	9	20	29	20	HENDERSON, MATT	4	0	1	1	0
BELL, MARK	80	12	16	28	124	PASSMORE, STEVE	23	0	1	1	2
KLEMM, JON	82	4	16	20	42	HANKINSON, CASEY	3	0	0	0	0
MIRONOV, BORIS	64	4	14	18	68	MCCARTHY, STEVE	3	0	0	0	2
THOMAS, STEVE	34	11	4	15	17	THIBAUT, JOCELYN	67	0	0	0	2
#SPACE, JAROSLAV	60	3	10	13	29						
KARPOVTSYEV, ALEXANDER	65	1	9	10	40						
POAPST, STEVE	56	1	7	8	30						
PELUSO, MIKE	37	4	2	6	19						
WHITE, PETER	48	3	3	6	10						
ARMASON, TYLER	21	3	1	4	4						
*FITZGERALD, TOM	15	1	3	4	6						
PROBERT, BOB	61	1	3	4	176						
VANDENBUSSCHE, RYAN	50	1	2	3	103						
MCPALINE, CHRIS	40	0	3	3	36						

GOALIES	GP	W	L	T	MINS	GA	SO	AVG
PASSMORE, STEVE	25	8	5	4	1,142	43	0	2.26
THIBAUT, JOCELYN	67	33	23	9	3,838	159	6	2.49

2002-03 CHICAGO BLACKHAWKS

30-33-13-6, 79 POINTS, 3RD CENTRAL DIVISION

GM	DATE	OPPONENT	RESULT	SCORE	RECORD	GM	DATE	OPPONENT	RESULT	SCORE	RECORD
1	10/10	@ Columbus	L	1-2	0-1-0-0	42	01/09	@ Dallas	L	3-4 OT	19-13-8-2
2	10/13	BUFFALO	W	3-0	1-1-0-0	43	01/12	NASHVILLE	W	2-0	20-13-8-2
3	10/17	FLORIDA	W	4-1	2-1-0-0	44	01/13	@ Detroit	L	4-5 OT	20-13-8-3
4	10/19	CALGARY	L	2-5	2-2-0-0	45	01/15	DETROIT	W	4-1	21-13-8-3
5	10/24	MINNESOTA	L	2-3	2-3-0-0	46	01/17	VANCOUVER	L	2-4	21-14-8-3
6	10/26	@ Carolina	T	3-3 OT	2-3-1-0	47	01/18	@ St. Louis	L	2-4	21-15-8-3
7	10/27	SAN JOSE	W	3-2	3-3-1-0	48	01/20	@ Columbus	L	1-5	21-16-8-3
8	10/29	COLUMBUS	W	3-2	4-3-1-0	49	01/23	ST. LOUIS	T	3-3 OT	21-16-9-3
9	10/31	LOS ANGELES	W	2-1 OT	5-3-1-0	50	01/25	@ Pittsburgh	L	3-5	21-17-9-3
10	11/02	@ New Jersey	L	1-5	5-4-1-0	51	01/26	@ Montreal	L	3-4	21-18-9-3
11	11/03	EDMONTON	L	1-4	5-5-1-0	52	01/30	@ Boston	W	3-1	22-18-9-3
12	11/05	@ Detroit	W	2-0	6-5-1-0	53	02/05	@ Minnesota	L	1-2	22-19-9-3
13	11/07	ATLANTA	W	5-0	7-5-1-0	54	02/06	@ Calgary	T	2-2 OT	22-19-10-3
14	11/09	@ Tampa Bay	W	3-2 OT	8-5-1-0	55	02/08	@ Edmonton	W	3-0	23-19-10-3
15	11/11	@ Florida	T	2-2 OT	8-5-2-0	56	02/10	@ Vancouver	L	1-2	23-20-10-3
16	11/15	WASHINGTON	T	2-2 OT	8-5-3-0	57	02/12	TORONTO	L	1-3	23-21-10-3
17	11/17	NASHVILLE	W	4-2	9-5-3-0	58	02/14	SAN JOSE	L	2-4	23-22-10-3
18	11/19	@ Edmonton	L	1-3	9-6-3-0	59	02/15	@ Columbus	W	7-1	24-22-10-3
19	11/20	@ Vancouver	L	3-5	9-7-3-0	60	02/17	COLORADO	L	4-5	24-23-10-3
20	11/23	@ Calgary	L	1-3	9-8-3-0	61	02/20	PHOENIX	L	1-2	24-24-10-3
21	11/25	@ Colorado	L	0-1	9-9-3-0	62	02/23	DALLAS	L	0-3	24-25-10-3
22	11/28	@ Phoenix	W	4-2	10-9-3-0	63	02/25	PHILADELPHIA	L	0-2	24-26-10-3
23	11/30	@ Los Angeles	L	1-4	10-10-3-0	64	02/27	@ Philadelphia	L	2-5	24-27-10-3
24	12/01	@ Anaheim	L	2-3	10-11-3-0	65	03/01	@ Nashville	L	4-5 OT	24-27-10-4
25	12/04	OTTAWA	W	1-0	11-11-3-0	66	03/02	COLORADO	L	2-3 OT	24-27-10-5
26	12/06	ANAHEIM	L	3-4	11-12-3-0	67	03/05	@ Dallas	L	4-7	24-28-10-5
27	12/08	TAMPA BAY	W	3-1	12-12-3-0	68	03/07	CALGARY	L	0-2	24-29-10-5
28	12/10	@ NY Islanders	W	3-2	13-12-3-0	69	03/09	BOSTON	W	8-5	25-29-10-5
29	12/11	@ NY Rangers	W	4-3	14-12-3-0	70	03/12	@ Anaheim	L	2-5	25-30-10-5
30	12/13	@ Buffalo	T	1-1 OT	14-12-4-0	71	03/14	@ Phoenix	W	4-0	26-30-10-5
31	12/15	DALLAS	L	0-5	14-13-4-0	72	03/17	@ San Jose	W	3-2 OT	27-30-10-5
32	12/17	VANCOUVER	W	3-2	15-13-4-0	73	03/19	ANAHEIM	L	3-4	27-31-10-5
33	12/20	COLUMBUS	W	3-1	16-13-4-0	74	03/22	@ Colorado	L	1-8	27-32-10-5
34	12/22	LOS ANGELES	W	3-1	17-13-4-0	75	03/23	PITTSBURGH	T	1-1 OT	27-32-11-5
35	12/26	MINNESOTA	T	2-2 OT	17-13-5-0	76	03/25	NY ISLANDERS	L	2-9	27-33-11-5
36	12/28	@ San Jose	T	3-3 OT	17-13-6-0	77	03/27	NASHVILLE	W	4-1	28-33-11-5
37	12/30	@ Los Angeles	W	2-0	18-13-6-0	78	03/28	@ Minnesota	L	3-4 OT	28-33-11-6
38	01/02	@ St. Louis	W	4-1	19-13-6-0	79	03/30	EDMONTON	T	4-4 OT	28-33-12-6
39	01/04	@ Nashville	T	3-3 OT	19-13-7-0	80	04/03	@ St. Louis	W	6-4	29-33-12-6
40	01/05	DETROIT	L	3-4 OT	19-13-7-1	81	04/04	ST. LOUIS	T	2-2 OT	29-33-13-6
41	01/08	PHOENIX	T	0-0 OT	19-13-8-1	82	04/06	DETROIT	W	4-3 OT	30-33-13-6

PLAYER	GP	G	A	PTS	PIM
SULLIVAN, STEVE	82	26	35	61	42
ZHAMNOV, ALEX	74	15	43	58	70
DAZE, ERIC	54	22	22	44	14
CALDER, KYLE	82	15	27	42	40
ARNASON, TYLER	82	19	20	39	20
FLEURY, THEOREN	54	12	21	33	77
HBEREZIN, SERGEI	66	18	13	31	8
BELL, MARK	82	14	15	29	113
HHOUSLEY, PHIL	57	6	23	29	24
DEMPSEY, NATHAN	67	5	23	28	26
*NIKOLISHIN, ANDREI	60	6	15	21	26
*SIMON, CHRIS	61	12	6	18	125
*THOMAS, STEVE	69	4	13	17	51
KLEMM, JON	70	2	14	16	44
KARPOVSEY, ALEXANDER	40	4	10	14	12
POAPST, STEVE	75	2	11	13	50
*EASTWOOD, MIKE	53	2	10	12	24
HODELEIN, LYLE	65	7	4	11	76
KOROLEV, IGOR	48	4	5	9	30
RADULOV, IGOR	7	5	0	5	4
STROUDWICK, JASON	48	2	3	5	87
MCCARTHY, STEVE	57	1	4	5	23
*MIRONOV, BORIS	20	3	1	4	22
*HYNLANDER, MICHAEL	9	0	4	4	4
THORNTON, SHAWN	13	1	1	2	31

PLAYER	GP	G	A	PTS	PIM
HENRY, BURKE	16	0	2	2	9
GILL, TODD	5	0	1	1	0
WHITE, PETER	6	0	1	1	0
*HELENIUS, SAMI	10	0	1	1	28
VALK, GARRY	16	0	1	1	6
MCLEAN, BRETT	2	0	0	0	0
DEBRUSK, LOUIE	4	0	0	0	7
ANDERSON, CRAIG	6	0	0	0	0
LEIGHTON, MICHAEL	8	0	0	0	0
PASSMORE, STEVE	11	0	0	0	4
VANDENBUSSCHE, RYAN	22	0	0	0	58
THIBAUT, JOCELYN	62	0	0	0	4

* ACQUIRED IN SEASON # TRADED IN SEASON

GOALIES	GP	W	L	T	MINS	GA	SO	AVG
THIBAUT, JOCELYN	62	26	28	7	3,650	144	8	2.57
LEIGHTON, MICHAEL	8	2	3	2	447	21	1	2.82
PASSMORE, STEVE	11	2	5	2	617	38	0	3.70
ANDERSON, CRAIG	6	0	3	2	270	18	0	4.00

HISTORY OF THE BLACKHAWKS

2003-04 CHICAGO BLACKHAWKS 20-43-11-8, 59 POINTS, 5TH CENTRAL DIVISION

2015 CUP	LEADERSHIP	PLAYERS	2014-15	OPPONENTS	TRADITION	RECORDS	PLAYOFFS	HISTORY	MINORS	NHL	MEDIA
----------	------------	---------	---------	-----------	-----------	---------	----------	---------	--------	-----	-------

GM	DATE	OPPONENT	RESULT	SCORE	RECORD	GM	DATE	OPPONENT	RESULT	SCORE	RECORD
1	10/08	MINNESOTA	W	1-0	1-0-0-0	42	01/07	@ Minnesota	L	4-7	10-21-4-4
2	10/10	@ Colorado	L	0-5	1-1-0-0	43	01/08	CALGARY	W	3-1	11-21-4-4
3	10/12	LOS ANGELES	L	2-4	1-2-0-0	44	01/11	COLORADO	L	4-5 OT	11-21-5-5
4	10/16	@ Columbus	L	1-2	1-3-0-0	45	01/12	@ St. Louis	L	4-7	11-22-5-5
5	10/19	@ Atlanta	L	2-7	1-4-0-0	46	01/14	@ Detroit	L	2-4	11-23-5-5
6	10/19	NASHVILLE	W	3-1	2-4-0-0	47	01/18	LOS ANGELES	L	1-2	11-24-5-5
7	10/23	@ San Jose	T	3-3 OT	2-4-1-0	48	01/21	@ Minnesota	L	2-4	11-25-5-5
8	10/25	@ Los Angeles	W	3-2	3-4-1-0	49	01/22	COLUMBUS	W	7-0	12-25-5-5
9	10/26	@ Anaheim	T	1-1 OT	3-4-2-0	50	01/24	@ Columbus	L	3-4	12-26-5-5
10	10/28	@ Phoenix	T	2-2 OT	3-4-3-0	51	01/27	@ Vancouver	L	2-3	12-27-5-5
11	10/30	PITTSBURGH	L	0-1	3-5-3-0	52	02/09	@ Edmonton	L	2-5	12-28-5-5
12	11/01	@ St. Louis	W	3-2	4-5-3-0	53	03/30	@ Calgary	W	5-3	13-28-5-5
13	11/02	ANAHEIM	W	3-1	5-5-3-0	54	02/01	@ Montreal	L	4-6	13-29-5-5
14	11/07	@ Nashville	W	2-1	6-5-3-0	55	02/03	@ Toronto	W	4-1	14-29-5-5
15	11/09	COLORADO	L	3-4 OT	6-5-3-1	56	02/11	NASHVILLE	W	5-2	15-29-5-5
16	11/10	@ Detroit	L	0-3	6-6-3-1	57	02/14	BOSTON	W	2-1 OT	16-29-5-5
17	11/12	CALGARY	L	2-6	6-7-3-1	58	02/15	WASHINGTON	L	0-4	16-30-5-5
18	11/14	DETROIT	L	3-4 OT	6-7-3-2	59	02/19	SAN JOSE	L	3-6	16-31-5-5
19	11/16	NY RANGERS	T	2-2 OT	6-7-4-2	60	02/22	ST. LOUIS	W	3-2 OT	17-31-5-5
20	11/18	@ Edmonton	L	2-5	6-8-4-2	61	02/24	@ Philadelphia	L	1-3	17-32-5-5
21	11/20	@ Vancouver	L	2-3 OT	6-8-4-3	62	02/25	@ Columbus	W	4-3	18-32-5-5
22	11/22	@ Calgary	L	1-2	6-9-4-3	63	02/27	COLUMBUS	L	3-4	18-33-5-5
23	11/26	@ San Jose	L	2-3	6-10-4-3	64	02/29	FLORIDA	T	2-2 OT	18-33-6-5
24	11/28	@ Anaheim	L	3-4	6-11-4-3	65	03/01	@ Nashville	T	2-2 OT	18-33-6-5
25	11/29	@ Los Angeles	L	1-3	6-12-4-3	66	03/03	TAMPA BAY	L	3-5	18-34-6-5
26	12/03	BUFFALO	L	2-3	6-13-4-3	67	03/05	ANAHEIM	L	2-5	18-35-6-5
27	12/06	@ NY Islanders	L	2-5	6-14-4-3	68	03/07	EDMONTON	L	3-4 OT	18-35-6-6
28	12/07	PHOENIX	T	2-2 OT	6-14-5-3	69	03/11	@ New Jersey	L	4-6	18-36-6-6
29	12/11	DETROIT	W	4-3 OT	7-14-5-3	70	03/12	@ Washington	W	4-3	19-36-6-6
30	12/12	@ Dallas	L	0-1	7-15-5-3	71	03/14	DALLAS	L	0-4	19-37-6-6
31	12/14	DALLAS	T	1-1 OT	7-15-6-3	72	03/17	CAROLINA	L	2-3	19-38-6-6
32	12/18	@ Ottawa	L	1-6	7-16-6-3	73	03/19	VANCOUVER	W	4-3 OT	20-38-6-6
33	12/19	@ Detroit	L	2-3	7-17-6-3	74	03/21	PHOENIX	T	2-2 OT	20-38-10-6
34	12/21	NEW JERSEY	T	2-2 OT	7-17-7-3	75	03/25	@ Colorado	T	2-2 OT	20-39-11-6
35	12/23	ST. LOUIS	W	3-0	8-17-7-3	76	03/25	MINNESOTA	L	2-8	20-39-11-6
36	12/26	COLUMBUS	L	1-4	8-18-7-3	77	03/27	@ St. Louis	L	3-4 OT	20-39-11-7
37	12/28	DETROIT	W	3-0	9-18-7-3	78	03/28	ST. LOUIS	L	1-3	20-40-11-7
38	12/29	@ Pittsburgh	L	0-1	9-19-7-3	79	03/30	@ Nashville	L	2-5	20-41-11-7
39	12/31	VANCOUVER	L	3-4 OT	9-19-7-4	80	04/01	NASHVILLE	L	1-3	20-42-11-7
40	01/02	SAN JOSE	W	2-1	10-19-7-4	81	04/03	@ Phoenix	L	1-2	20-42-11-8
41	01/04	EDMONTON	L	3-4	10-20-7-4	82	04/04	@ Dallas	L	2-5	20-43-11-8

PLAYER	GP	G	A	PTS	PIM	PLAYER	GP	G	A	PTS	PIM
ARNASON, TYLER	82	22	33	55	16	MCCARTHY, STEVE	25	1	3	4	8
BERARD, BRYAN	58	13	34	47	53	STRUDWICK, JASON	54	1	3	4	73
BELL, MARK	82	21	24	45	106	*NICKULAS, ERIC	21	1	1	2	8
RIJKUTI, TUOMO	82	23	21	44	58	BARCHUK, ANTON	5	0	2	2	2
#SULLIVAN, STEVE	56	15	28	43	36	LEIGHTON, MICHAEL	34	0	2	2	2
CALDER, KYLE	66	21	18	39	29	THORNTON, SHAWN	8	1	0	1	23
MCFEAN, BRETT	76	11	20	31	54	LAING, QUINN	3	0	1	1	0
#DEMPSEY, NATHAN	58	8	17	25	30	BARINKA, MICHAEL	9	0	1	1	6
#HAMMOV, ALEX	23	6	12	18	14	ELLISON, MATT	10	0	1	1	0
NICHOL, SCOTT	75	7	11	18	145	KURKKONEN, LASSE	10	0	1	1	4
KOROLEV, IGOR	62	3	10	13	22	#KLEMM, JON	19	0	1	1	20
NIEHMINEN, VILLE	60	2	11	13	40	AITKEN, JOHNATHAN	41	0	1	1	70
*VANDERMEER, JIM	23	2	10	12	58	UNDERHILL, MATT	1	0	0	0	0
*ROBIDAS, STEPHANE	45	2	10	12	33	MUNRO, ADAM	7	0	0	0	2
DAZE, ERIC	19	4	7	11	0	PASSMORE, STEVE	9	0	0	0	0
RADULOV, IGOR	36	4	7	11	18	THIBAUT, JOCELYN	14	0	0	0	0
QUINT, DERON	51	4	7	11	18	ANDERSON, CRAIG	21	0	0	0	4
YAKUBOV, MIKHAIL	30	1	7	8	8						
#KARPOVITSEV, ALEXANDER	24	0	7	7	14						
MOEN, TRAVIS	82	4	2	6	142						
HENRY, BURKE	23	2	4	6	24						
VANDENBUSSCHE, RYAN	65	4	1	5	120						
KEITH, MATT	20	2	3	5	10						
POAPST, STEVE	53	2	2	4	26						
VOROBIEV, PAVEL	18	1	3	4	4						

* ACQUIRED IN SEASON # TRADED IN SEASON

GOALIES	GP	W	L	T	MINS	GA	SO	AVG
ANDERSON, CRAIG	21	6	14	0	1,205	57	1	2.84
THIBAUT, JOCELYN	14	5	7	2	821	39	1	2.85
PASSMORE, STEVE	9	2	6	0	478	23	0	2.89
LEIGHTON, MICHAEL	34	6	18	8	1,988	99	2	2.99
MUNRO, ADAM	7	1	5	1	426	26	0	3.66
UNDERHILL, MATT	1	0	1	0	61	4	0	3.93

2005-06 CHICAGO BLACKHAWKS

26-43-13, 65 POINTS, 4TH CENTRAL DIVISION

GM	DATE	OPPONENT	RESULT	SCORE	RECORD	GM	DATE	OPPONENT	RESULT	SCORE	RECORD
1	10/05	ANAHEIM	L	3-5	0-1-0	42	01/00	@ Washington	W	4-3 OT	14-24-4
2	10/07	SAN JOSE	W	6-3	1-1-0	43	01/01	PHILADELPHIA	L	2-5	14-25-4
3	10/09	COLUMBUS	L	2-3	1-2-0	44	01/03	PITTSBURGH	W	4-1	15-25-4
4	10/11	@ St. Louis	L	1-4	1-3-0	45	01/05	NEW JERSEY	L	2-3 SO	15-25-5
5	10/14	@ Colorado	W	3-2 SO	2-3-0	46	01/07	NY ISLANDERS	L	1-2 OT	15-26-5
6	10/15	@ San Jose	L	3-4	2-4-0	47	01/09	COLORADO	W	4-2	16-26-5
7	10/18	@ Vancouver	L	2-6	2-5-0	48	01/20	@ Minnesota	L	1-4	16-26-6
8	10/23	MINNESOTA	W	4-2	3-5-0	49	01/22	MINNESOTA	L	2-3	16-27-6
9	10/25	@ Nashville	L	3-5	3-6-0	50	01/26	CALGARY	W	2-0	17-27-6
10	10/27	@ Detroit	L	2-5	3-7-0	51	01/29	CALGARY	L	3-5	17-28-6
11	10/29	DETROIT	L	2-4	3-8-0	52	02/02	@ St. Louis	L	5-6 SO	17-28-7
12	11/01	@ Detroit	L	1-4	3-9-0	53	02/04	@ Nashville	L	0-6	17-29-7
13	11/02	@ St. Louis	W	6-5 OT	4-9-0	54	02/07	@ Phoenix	W	3-1	18-29-7
14	11/04	@ Dallas	L	1-9	4-10-0	55	02/08	@ San Jose	L	1-2	18-30-7
15	11/06	PHOENIX	W	2-1 OT	5-10-0	56	02/11	@ Los Angeles	L	4-5 OT	18-30-8
16	11/10	@ St. Louis	W	4-2	6-10-0	57	02/12	@ Anaheim	L	1-4	18-31-8
17	11/11	LOS ANGELES	L	2-4	6-11-0	58	03/01	NASHVILLE	W	3-0	19-31-8
18	11/13	EDMONTON	W	3-1	7-11-0	59	03/03	VANCOUVER	L	4-5 SO	19-31-9
19	11/18	@ Calgary	W	5-2	8-11-0	60	03/05	DALLAS	L	2-7	19-32-9
20	11/19	@ Edmonton	W	4-3	9-11-0	61	03/07	@ Columbus	W	3-1	20-32-9
21	11/22	@ Vancouver	L	1-3	9-12-0	62	03/09	COLORADO	L	1-2	20-33-9
22	11/26	@ Los Angeles	L	2-3	9-13-0	63	03/11	@ Detroit	L	4-6	20-34-9
23	11/27	@ Anaheim	L	1-3	9-14-0	64	03/12	DETROIT	L	3-5	20-35-9
24	11/30	LOS ANGELES	W	3-2	10-14-0	65	03/15	COLUMBUS	W	3-2	21-35-9
25	12/02	@ Tampa Bay	L	2-3 SO	10-14-1	66	03/17	ANAHEIM	L	1-2	21-36-9
26	12/03	@ Florida	L	3-4 OT	10-14-2	67	03/19	PHOENIX	L	2-3	21-37-9
27	12/07	NY RANGERS	W	2-1 OT	11-14-2	68	03/23	@ Phoenix	L	3-4	21-38-9
28	12/11	@ Atlanta	W	5-4 SO	12-14-2	69	03/24	@ Dallas	L	2-3 SO	21-38-10
29	12/13	@ Carolina	L	3-5	12-15-2	70	03/26	SAN JOSE	L	4-5 OT	21-38-11
30	12/15	@ Nashville	L	3-5	12-16-2	71	03/29	ST. LOUIS	W	3-2 OT	22-38-11
31	12/16	ST. LOUIS	W	5-1	13-16-2	72	03/31	@ Detroit	W	3-2 OT	23-38-11
32	12/18	DALLAS	L	3-5	13-17-2	73	04/01	@ Columbus	L	2-5	23-39-11
33	12/21	NASHVILLE	L	1-6	13-18-2	74	04/03	@ Colorado	L	3-4	23-40-11
34	12/23	DETROIT	L	2-3 OT	13-18-3	75	04/05	NASHVILLE	W	4-3	24-40-11
35	12/26	@ Columbus	L	3-4 OT	13-18-4	76	04/07	EDMONTON	L	3-4 OT	24-40-12
36	12/28	ST. LOUIS	L	1-2	13-19-4	77	04/08	@ Nashville	L	1-2 SO	24-40-13
37	12/30	COLUMBUS	L	2-3	13-20-4	78	04/11	@ Minnesota	L	0-2	24-41-13
38	01/02	@ Calgary	L	2-3	13-21-4	79	04/13	DETROIT	L	3-7	24-42-13
39	01/03	@ Edmonton	L	0-5	13-22-4	80	04/15	@ Columbus	L	2-5	24-43-13
40	01/05	VANCOUVER	L	2-3	13-23-4	81	04/16	COLUMBUS	W	4-3	25-43-13
41	01/08	NASHVILLE	L	1-5	13-24-4	82	04/18	ST. LOUIS	W	3-2 OT	26-43-13

NOTE: 2005-06 was the first season in which games were determined by a shootout if they were undecided after regulation and a 5-minute, 4-on-4 overtime period.

PLAYER	GP	G	A	PTS	PIM	PLAYER	GP	G	A	PTS	PIM
CALDER, KYLE	79	26	33	59	52	#BARCHUK, ANTON	17	2	3	5	16
BELL, MARK	82	25	23	48	107	BYFUGLIEN, DUSTIN	25	3	2	5	24
#ARNASON, TYLER	60	13	28	41	40	RUKUTU, TUOMO	15	2	3	5	31
*VRBATA, RADIM	45	13	21	34	16	#YAKUBOV, MIKHAIL	10	1	2	3	8
BOURQUE, RENÉ	77	16	18	34	56	#SIMPSON, TODD	45	0	3	3	116
SEABROOK, BRENT	69	5	27	32	60	MORGAN, JASON	7	1	1	2	6
LAPORTE, MARTIN	82	14	17	31	106	BROWN, MIKE	2	0	1	1	9
*SHARP, PATRICK	50	9	14	23	36	*RICHMOND, DANNY	10	0	0	0	18
BARNABY, MATTHEW	82	8	20	28	78	BARINKA, MICHAEL	25	0	1	1	20
#SPACEK, JAROSLAV	45	7	17	24	72	KEITH, MATT	2	0	0	0	0
VANDERMEER, JIM	76	6	18	24	116	DAZE, ERIC	1	0	0	0	2
VOROBIEV, PAVEL	39	9	12	21	34	ST. PIERRE, MARTIN	2	0	0	0	0
KEITH, DUNCAN	81	9	12	21	79	BARKER, CAM	1	0	0	0	0
HOLMOVIST, MICHAEL	72	10	10	20	16	THORNTON, SHAWN	10	0	0	0	16
*BOCHENSKI, BRANDON	20	2	2	4	8						
CILLEN, MARK	29	7	9	16	2						
#DOWD, JIM	60	3	12	15	38						
BROWN, CURTIS	71	5	10	15	38						
HILLSON, MATT	26	3	9	12	17						
*HILBERT, ANDY	28	5	4	9	22						
WISNIEWSKI, JAMES	19	2	5	7	36						
CULLUMORE, JASSEN	54	1	6	7	53						
*BARTOVIC, MILAN	24	1	6	7	8						
AUCOIN, ADRIAN	33	1	5	6	38						

* ACQUIRED IN SEASON # TRADED IN SEASON

GOALIES

	GP	W	L	T	MINS	GA	SO	AVG
KHABIBULIN, NIKOLAI	50	17	26	6	2,815	157	0	.886
ANDERSON, CRAIG	29	6	12	4	1,553	86	1	.886
MUNRO, ADAM	10	3	5	2	501	25	1	.893
CRAWFORD, COREY	2	0	0	1	86	5	0	.878

HISTORY OF THE BLACKHAWKS

2006-07 CHICAGO BLACKHAWKS 31-42-9, 71 POINTS, 5TH CENTRAL DIVISION

2015 CUP	LEADERSHIP	PLAYERS	2014-15	OPPONENTS	TRADITION	RECORDS	PLAYOFFS	HISTORY	MINORS	NHL	MEDIA
----------	------------	---------	---------	-----------	-----------	---------	----------	---------	--------	-----	-------

GM	DATE	OPPONENT	RESULT	SCORE	RECORD	GM	DATE	OPPONENT	RESULT	SCORE	RECORD
1	10/05	@ Nashville	W	8-6	1-0-0	42	01/07	PHOENIX	L	2-4	17-20-5
2	10/07	COLUMBUS	L	4-5	1-1-0	43	01/10	BUFFALO	L	1-2	17-21-5
3	10/12	NASHVILLE	W	3-1	2-1-0	44	01/13	@ Detroit	L	3-6	17-22-5
4	10/14	@ St. Louis	L	3-4	2-2-0	45	01/14	MINNESOTA	L	3-4 SO	17-22-6
5	10/16	@ Colorado	W	5-3	3-2-0	46	01/16	COLUMBUS	L	4-5 OT	17-22-7
6	10/18	MONTREAL	W	2-1	4-2-0	47	01/19	MINNESOTA	L	0-3	17-23-7
7	10/20	@ Dallas	L	4-5	4-3-0	48	01/20	@ Nashville	L	3-6	17-24-7
8	10/21	ST. LOUIS	L	3-4	4-4-0	49	01/26	NASHVILLE	L	1-3	17-25-7
9	10/25	VANCOUVER	L	0-5	4-5-0	50	01/28	CALGARY	W	4-3 OT	18-25-7
10	10/28	ANAHEIM	L	0-3	4-6-0	51	02/01	@ Los Angeles	W	3-2 OT	19-25-7
11	10/31	@ Philadelphia	L	0-3	4-7-0	52	02/03	@ San Jose	L	2-4	19-26-7
12	11/01	@ NY Islanders	L	2-5	4-8-0	53	02/06	@ Calgary	W	3-2 SO	20-26-7
13	11/02	DETROIT	L	1-2	4-9-0	54	02/07	@ Vancouver	W	3-0	21-26-7
14	11/09	@ New Jersey	L	1-2 SO	4-9-1	55	02/09	@ Edmonton	L	1-2	21-27-7
15	11/10	ST. LOUIS	W	3-1	5-9-1	56	02/11	@ Columbus	W	5-4	22-27-7
16	11/12	COLUMBUS	W	1-0	6-9-1	57	02/14	@ Pittsburgh	L	4-5 SO	22-27-8
17	11/16	@ Phoenix	L	2-3 SO	6-9-2	58	02/16	VANCOUVER	L	1-2 SO	22-27-9
18	11/17	@ Anaheim	W	4-3 SO	7-9-2	59	02/18	@ NY Rangers	L	1-2	22-28-9
19	11/19	@ Vancouver	L	1-2	7-10-2	60	02/21	@ Detroit	L	2-4	22-29-9
20	11/22	@ Calgary	L	1-4	7-11-2	61	02/22	SAN JOSE	L	0-2	22-30-9
21	11/24	@ Edmonton	L	1-5	7-12-2	62	02/25	ST. LOUIS	W	5-1	23-30-9
22	11/29	DALLAS	W	2-1	8-12-2	63	02/27	DETROIT	L	1-4	23-31-9
23	12/01	ST. LOUIS	W	5-2	9-12-2	64	03/01	COLORADO	L	1-6	23-32-9
24	12/02	@ Nashville	W	4-3 OT	10-12-2	65	03/02	@ Detroit	L	2-6	23-33-9
25	12/05	@ Minnesota	L	2-3 SO	10-12-3	66	03/04	OTTAWA	W	4-3 SO	24-33-9
26	12/07	PHOENIX	L	1-2 SO	10-12-4	67	03/06	LOS ANGELES	W	3-0	25-33-9
27	12/09	@ Minnesota	L	4-5 OT	10-12-5	68	03/10	@ Phoenix	W	7-5	26-33-9
28	12/10	EDMONTON	W	4-1	11-12-5	69	03/13	@ San Jose	L	1-7	26-34-9
29	12/12	@ St. Louis	W	3-2	12-12-5	70	03/15	@ Los Angeles	W	4-3 SO	27-34-9
30	12/14	DETROIT	L	2-3	12-13-5	71	03/16	@ Anaheim	L	2-5	27-35-9
31	12/16	@ Columbus	W	6-4	13-13-5	72	03/20	@ Columbus	L	2-5	27-36-9
32	12/17	COLORADO	W	2-1	14-13-5	73	03/21	SAN JOSE	L	1-4	27-37-9
33	12/20	NASHVILLE	L	1-2	14-14-5	74	03/23	LOS ANGELES	L	1-2	27-38-9
34	12/22	TORONTO	W	3-1	15-14-5	75	03/25	CALGARY	L	2-3	27-39-9
35	12/23	@ Colorado	L	2-3	15-15-5	76	03/28	ANAHEIM	L	1-3	27-40-9
36	12/26	DALLAS	W	2-1	16-15-5	77	03/30	COLUMBUS	W	3-1	28-40-9
37	12/29	BOSTON	L	3-5	16-16-5	78	04/01	EDMONTON	W	2-1	29-40-9
38	12/31	@ Columbus	L	1-3	16-17-5	79	04/03	@ Nashville	W	3-2 SO	30-40-9
39	01/02	@ St. Louis	W	4-1	17-17-5	80	04/05	DETROIT	W	3-2 SO	31-40-9
40	01/04	@ St. Louis	L	0-2	17-18-5	81	04/07	@ Detroit	L	2-7	31-41-9
41	01/05	NASHVILLE	L	3-8	17-19-5	82	04/08	@ Dallas	L	2-3	31-42-9

PLAYER	GP	G	A	PTS	PIM	PLAYER	GP	G	A	PTS	PIM
HAVLAT, MARTIN	56	25	32	57	28	BYFUGLIEN, DUSTIN	9	1	2	3	10
VRBATA, RADIM	77	14	27	41	26	BICKELL, BRYAN	3	2	0	2	0
HAMILTON, JEFF	70	18	21	39	22	#BOCHENSKI, BRANDON	10	2	0	2	2
RIJUTIS, TUMOMIS	71	17	21	38	95	*ALEKSEY, NIKITA	15	2	0	2	0
SMOLINSKI, BRYAN	62	14	23	37	29	NORDQVIST, JONAS	3	0	2	2	2
SHARP, PATRICK	80	20	15	35	74	RICHMOND, DANNY	22	0	2	2	48
KEITH, DUNCAN	82	2	29	31	76	CORAZZINI, CARL	7	0	1	1	2
ARKHIPOV, DENIS	79	10	17	27	54	*PARENTAU, PIERRE	5	0	1	1	2
LAPORTE, MARTIN	82	13	11	24	98	BOLLAND, DAVID	1	0	0	0	0
SEABROOK, BRENT	81	4	20	24	104	FRASER, COLIN	1	0	0	0	2
BOUROQUE, RENE	44	7	10	17	38	#KEITH, MATT	2	0	0	0	4
SALMELAINEN, TONY	57	6	11	17	26	LOW, REED	6	0	0	0	31
AUCOIN, ADRIAN	59	4	12	16	50	BLUNDEN, MICHAEL	9	0	0	0	10
*BONDA, PETER	37	5	9	14	26	BURISH, ADAM	9	0	0	0	2
#KUKKONEN, LASSE	54	5	9	14	30	KOCL, DAVID	9	0	0	0	88
HOLMOVIST, MICHAEL	63	6	7	13	31	BROUWER, TROY	10	0	0	0	7
WISNIEWSKI, JAMES	50	2	8	10	39						
HANDZUS, MICHAEL	8	3	5	8	6						
BARKER, CAM	35	1	7	8	44						
VANDERMEER, JIM	46	1	6	7	53						
CULLMORE, JASSEN	65	1	6	7	64						
*WILLIAMS, JASON	20	4	2	6	20						
MACDONALD, CRAIG	25	3	2	5	14						
*STEWART, KARL	37	2	3	5	43						
ST. PIERRE, MARTIN	14	1	3	4	8						

* ACQUIRED IN SEASON # TRADED IN SEASON

GOALIES	GP	W	L	T	MIN	GA	SO	AVG
#CARON, SEBASTIEN	1	1	0	0	60	1	0	1.00
KHABIBULIN, NIKOLAI	60	25	26	5	3,425	163	1	2.86
LALIME, PATRICK	12	4	6	1	645	33	1	3.07
#BOUCHER, BRIAN	15	1	10	3	827	45	1	3.26

2007-08 CHICAGO BLACKHAWKS

40-34-8, 88 POINTS, 3RD CENTRAL DIVISION

GM	DATE	OPPONENT	RESULT	SCORE	RECORD	GM	DATE	OPPONENT	RESULT	SCORE	RECORD
1	10/04	@ Minnesota	L	0-1	0-1-0	42	01/08	@ Montreal	L	3-4 OT	19-19-4
2	10/06	DETROIT	W	4-3 SO	1-1-0	43	01/09	DALLAS	L	1-3	19-20-4
3	10/10	SAN JOSE	L	1-2	1-2-0	44	01/11	MINNESOTA	L	2-5	19-21-4
4	10/12	@ Detroit	W	3-2	2-2-0	45	01/13	@ Nashville	W	3-2 SO	20-21-4
5	10/15	DALLAS	W	2-1 OT	3-2-0	46	01/16	ST. LOUIS	W	6-1	21-21-4
6	10/17	ST. LOUIS	L	1-3	3-3-0	47	01/18	@ Colorado	W	2-1 SO	22-21-4
7	10/19	COLORADO	W	5-3	4-3-0	48	01/19	@ Phoenix	W	2-1 SO	23-21-4
8	10/20	@ Toronto	W	6-4	5-3-0	49	01/22	@ San Jose	L	2-3	23-22-4
9	10/23	COLUMBUS	L	4-7	5-4-0	50	01/24	COLUMBUS	L	0-1	23-23-4
10	10/25	@ Boston	L	1-3	5-5-0	51	01/30	@ Colorado	L	3-6	23-24-4
11	10/27	ATLANTA	L	2-3	5-6-0	52	02/02	@ San Jose	L	2-3 SO	23-24-5
12	10/31	@ Dallas	W	5-4	6-6-0	53	02/06	@ Edmonton	L	1-4	23-25-5
13	11/03	@ St. Louis	W	3-2	7-6-0	54	02/07	@ Calgary	W	3-1	24-25-5
14	11/04	NASHVILLE	L	2-5	7-7-0	55	02/10	@ Vancouver	L	2-3 SO	24-26-5
15	11/07	COLUMBUS	W	5-2	8-7-0	56	02/13	@ Columbus	W	7-2	25-26-5
16	11/09	ST. LOUIS	W	4-2	9-7-0	57	02/14	@ Nashville	W	6-1	26-26-5
17	11/11	DETROIT	W	3-2	10-7-0	58	02/17	COLORADO	W	2-1	27-26-5
18	11/14	@ Columbus	L	2-4	10-8-0	59	02/19	@ St. Louis	L	1-5	27-26-6
19	11/15	@ Nashville	L	4-5 OT	10-9-1	60	02/20	MINNESOTA	W	3-0	28-26-6
20	11/17	@ Detroit	W	5-3	11-9-1	61	02/23	@ Los Angeles	W	6-5 OT	29-26-6
21	11/22	@ Calgary	W	2-1	12-9-1	62	02/24	@ Anaheim	L	3-6	29-27-6
22	11/24	@ Edmonton	L	2-3 SO	12-8-2	63	02/27	PHOENIX	W	1-0	30-27-6
23	11/25	@ Vancouver	L	0-2	12-9-2	64	02/28	@ Dallas	L	4-7	30-28-6
24	11/28	TAMPA BAY	W	5-1	13-9-2	65	03/02	VANCOUVER	W	4-1	31-28-6
25	11/30	PHOENIX	W	6-1	14-9-2	66	03/04	@ Minnesota	W	4-2	32-28-6
26	12/01	@ St. Louis	L	1-3	14-10-2	67	03/05	ANAHEIM	W	3-0	33-28-6
27	12/05	VANCOUVER	L	2-3	14-11-2	68	03/07	SAN JOSE	L	2-3	33-29-6
28	12/07	ANAHEIM	L	3-5	14-12-2	69	03/09	EDMONTON	L	5-6 OT	33-29-7
29	12/09	CALGARY	L	2-3	14-13-2	70	03/11	@ Detroit	L	1-3	33-30-7
30	12/12	LOS ANGELES	W	6-3	15-13-2	71	03/12	CAROLINA	L	0-3	33-31-7
31	12/15	@ Buffalo	L	1-3	15-14-2	72	03/14	@ Columbus	W	6-3	34-31-7
32	12/16	FLORIDA	L	1-3	15-15-2	73	03/16	CALGARY	L	2-4	34-32-7
33	12/19	NASHVILLE	W	5-2	16-15-2	74	03/19	WASHINGTON	W	5-0	35-32-7
34	12/22	@ Ottawa	W	4-3 OT	17-15-2	75	03/22	@ Nashville	L	1-2 SO	35-32-8
35	12/23	EDMONTON	W	3-2	18-15-2	76	03/23	ST. LOUIS	W	4-3 OT	36-32-8
36	12/26	NASHVILLE	W	5-2	19-15-2	77	03/26	@ Columbus	L	0-4	36-33-8
37	12/30	LOS ANGELES	L	2-3 OT	19-16-3	78	03/29	@ St. Louis	W	4-3	37-33-8
38	01/01	@ Los Angeles	L	2-9	19-16-3	79	03/30	COLUMBUS	W	5-4 SO	38-33-8
39	01/03	@ Phoenix	L	2-4	19-17-3	80	04/02	DETROIT	W	6-2	39-33-8
40	01/04	@ Anaheim	L	1-2	19-18-3	81	04/04	NASHVILLE	W	3-1	40-33-8
41	01/06	DETROIT	L	1-3	19-19-3	82	04/06	@ Detroit	L	1-4	40-34-8

PLAYER	GP	G	A	PTS	PIM
KANE, PATRICK	82	21	51	72	52
SHARP, PATRICK	80	36	26	62	55
TOEWS, JONATHAN	64	24	30	54	44
LANG, ROBERT	76	21	33	54	50
BYFUGLEN, DUSTIN	67	19	17	36	59
WILLIAMS, JASON	43	13	23	36	22
KEITH, DUNCAN	82	12	20	32	56
SEABROOK, BRENT	82	9	23	32	90
HAVLAT, MARTIN	35	10	17	27	22
WISNIEWSKI, JAMES	68	7	19	26	103
BOUROQUE, RENE	62	10	14	24	42
#RIUTU, TUOMO	60	6	15	21	75
SOPEL, BRENT	58	1	19	20	28
BARKER, CAM	45	6	12	18	52
BOLLAND, DAVE	39	4	13	17	28
PERREAU, YANIC	53	9	5	14	24
*LADD, ANDREW	20	5	7	12	4
#VANDERMEER, JIM	26	2	7	9	44
BURISH, ADAM	81	4	4	8	21
#LAPORTE, MARTIN	52	3	4	7	47
*ADAMS, CRAIG	35	2	4	6	24
SKILLE, JACK	16	3	2	5	0
ZYUZIN, ANDREI	32	2	3	5	38
KONTIOLA, PETRI	12	0	5	5	6
VERSTEEG, KRIS	13	2	2	4	6
HENDRY, JORDAN	40	1	3	4	22

PLAYER	GP	G	A	PTS	PIM
#JOHANSSON, MAGNUS	18	0	4	4	4
#SAMSONOV, SERGEI	23	0	4	4	6
DOWELL, JAKE	19	2	1	3	10
*EAGER, BEN	9	0	2	2	27
ADAMS, KEVIN	27	0	2	2	13
KHABIBULIN, NIKOLAI	50	0	2	2	4
BROUWER, TROY	2	0	1	1	0
HJALMARSSON, NIKLAS	13	0	1	1	13
BLUNDEN, MIKE	1	0	0	0	0
BERTI, ADAM	2	0	0	0	0
BICKELL, BRYAN	4	0	0	0	2
FRASER, COLIN	5	0	0	0	7
ST. PIERRE, MARTIN	5	0	0	0	0
CRAWFORD, COREY	5	0	0	0	0
RICHMOND, DANNY	7	0	0	0	2
KOCL, DAVID	18	0	0	0	68
LALIME, PATRICK	32	0	0	0	8

* ACQUIRED IN SEASON # TRADED IN SEASON

GOALIES	GP	W	L	T	MIN	GA	SO	AVG
KHABIBULIN, NIKOLAI	50	23	20	6	2,892	127	2	2.63
LALIME, PATRICK	32	16	12	2	1,828	86	1	2.82
CRAWFORD, COREY	5	1	2	0	224	8	1	2.14

2008-09 CHICAGO BLACKHAWKS
46-24-12, 104 POINTS, 2ND CENTRAL DIVISION

46-24-12, 104 POINTS, 2ND CENTRAL DIVISION

2015 CUP	GM	DATE	OPPONENT	RESULT	SCORE	RECORD	GM	DATE	OPPONENT	RESULT	SCORE	RECORD
LEADERSHIP	1	10/10	@ NY Rangers	L	2-4	0-1-0	42	01/16	NY RANGERS	L	2-3 OT	24-10-8
	2	10/11	@ Washington	L	2-4	0-2-0	43	01/17	@ St. Louis	W	2-1 OT	25-10-8
	3	10/13	NASHVILLE	L	2-3 SO	0-2-1	44	01/19	MINNESOTA	L	1-4	25-11-8
	4	10/15	PHOENIX	W	4-1	1-2-1	45	01/21	ST. LOUIS	L	0-2	25-11-8
	5	10/18	@ St. Louis	L	3-4 SO	1-2-2	46	01/28	@ Anaheim	W	3-2	26-12-8
PLAYERS	6	10/19	VANCOUVER	W	4-2	2-2-2	47	01/29	@ Los Angeles	L	2-5	26-13-8
	7	10/22	EDMONTON	W	3-0	3-2-2	48	01/31	@ San Jose	W	4-2	27-13-8
	8	10/25	DETROIT	L	5-6 SO	3-2-3	49	02/03	@ Edmonton	W	3-1	28-13-8
	9	10/27	@ Minnesota	L	2-3	3-3-3	50	02/05	@ Calgary	W	5-2	29-13-8
	10	10/31	DALLAS	W	5-2	4-3-3	51	02/07	@ Vancouver	L	3-7	29-14-8
2014-15	11	11/01	@ Columbus	W	4-13-5	5-3-3	52	02/11	@ Atlanta	W	3-1	30-14-8
	12	11/03	COLORADO	W	6-2	6-3-3	53	02/13	@ St. Louis	L	0-1	30-15-8
	13	11/09	CALGARY	W	6-1	7-3-3	54	02/14	DALLAS	W	6-2	31-15-8
	14	11/12	BOSTON	L	1-2 SO	7-3-4	55	02/17	@ Tampa Bay	W	5-3	32-15-8
	15	11/14	ST. LOUIS	L	3-4 OT	7-3-5	56	02/19	@ Florida	W	4-0	33-15-8
OPPONENTS	16	11/16	SAN JOSE	L	5-6	7-4-5	57	02/21	@ Dallas	W	3-1	34-15-8
	17	11/18	@ Phoenix	W	3-2 SO	8-4-5	58	02/22	MINNESOTA	L	1-2	34-16-8
	18	11/20	@ Dallas	W	6-3	9-4-5	59	02/24	@ Nashville	L	3-5	34-17-8
	19	11/22	@ Toronto	W	5-4 OT	10-4-5	60	02/27	PITTSBURGH	L	4-5 OT	34-17-9
	20	11/26	@ San Jose	L	2-3 OT	10-4-6	61	03/01	LOS ANGELES	W	4-2	35-17-9
TRADITION	21	11/28	@ Anaheim	L	0-1	10-5-6	62	03/03	ANAHEIM	W	3-2 OT	36-17-9
	22	11/29	@ Los Angeles	L	2-5	10-6-6	63	03/07	@ Boston	L	3-5	36-18-9
	23	12/03	ANAHEIM	W	4-2	11-6-6	64	03/08	COLORADO	L	1-5	36-19-9
	24	12/06	@ Detroit	L	4-5 SO	11-6-7	65	03/11	CAROLINA	W	3-2 SO	37-19-9
	25	12/07	PHOENIX	W	7-1	12-6-7	66	03/13	COLUMBUS	L	3-5	37-20-9
RECORDS	26	12/10	OTTAWA	W	2-0	13-6-7	67	03/15	NY ISLANDERS	L	2-4	37-21-9
	27	12/12	@ Colorado	W	4-3	14-6-7	68	03/17	@ New Jersey	L	2-3	37-22-9
	28	12/14	COLUMBUS	W	3-1	15-6-7	69	03/18	@ Columbus	L	3-4 OT	37-22-10
	29	12/16	@ Edmonton	W	9-2	16-6-7	70	03/20	EDMONTON	L	4-5 SO	37-22-11
	30	12/19	@ Calgary	W	3-2 OT	17-6-7	71	03/22	LOS ANGELES	W	4-1	38-22-11
PLAYERS	31	12/20	@ Vancouver	W	3-1	18-6-7	72	03/25	SAN JOSE	W	6-5 SO	39-22-11
	32	12/26	PHILADELPHIA	W	5-1	19-6-7	73	03/27	NEW JERSEY	W	3-2 OT	40-22-11
	33	12/28	@ Minnesota	W	4-1	20-6-7	74	03/29	VANCOUVER	L	0-4	40-23-11
	34	12/30	@ Detroit	L	0-4	20-7-7	75	03/31	@ Montreal	L	1-4	40-24-11
	35	01/01	DETROIT**	L	4-6	20-8-7	76	04/01	ST. LOUIS	W	3-1	41-24-11
	36	01/04	CALGARY	W	5-2	21-8-7	77	04/03	NASHVILLE	W	3-1	42-24-11
	37	01/06	@ Phoenix	W	6-0	22-8-7	78	04/05	@ Columbus	W	1-0 OT	43-24-11
	38	01/08	@ Colorado	L	1-2	22-9-7	79	04/07	@ Nashville	W	4-2	44-24-11
	39	01/10	@ Nashville	L	1-4	22-10-7	80	04/08	COLUMBUS	L	3-4 SO	44-24-12
	40	01/11	NASHVILLE	W	3-1	23-10-7	81	04/11	@ Detroit	W	4-2	45-24-12
	41	01/14	BUFFALO	W	4-1	24-10-7	82	04/12	DETROIT	W	3-0	46-24-12

HISTORY	PLAYER	GP	G	A	PTS	PIM			
MINORS	HAVLAT, MARTIN	81	29	48	77	30			
	KANE, PATRICK	80	25	45	70	42			
	TOWES, JONATHAN	82	34	35	69	51			
	VERSTEEG, KRIS	78	22	31	53	55			
	CAMPBELL, BRIAN	82	7	45	52	22			
	LADD, ANDREW	82	15	34	49	28			
	BOLLAND, DAVE	81	19	28	47	52			
	SHARP, PATRICK	61	26	18	44	41			
NHL	KEITH, DUNCAN	77	8	36	44	60			
	BARKER, CAM	68	6	34	40	65			
	BYFUGLIEN, DUSTIN	77	15	16	31	81			
	BROUWER, TROY	69	10	16	26	50			
	SEABROOK, BRENT	82	8	18	26	62			
	FRASER, COLIN	81	6	11	17	55			
	EAGER, BEN	75	11	4	15	161			
	WALKER, MATT	65	1	13	14	79			
MEDIA	#WISNIEWSKI, JAMES	31	2	11	13	14			
	BURISH, ADAM	66	6	3	9	93			
	JOHNSON, AARON	38	3	5	8	33			
	#ADAMS, CRAIG	36	2	4	6	22			
	*PAHLSSON, SAMUEL	13	2	1	3	2			
	HJALMARSSON, NIKLAS	21	1	2	3	0			
	SOPEL, BRENT	23	1	1	2	8			
	SKILLE, JACK	8	1	0	1	5			
	KHABIBULIN, NIKOLAI	42	0	2	2	2			
	DOWELL, JAKE	1	0	0	0	2			
	PLAYER	GP	G	A	PTS	PIM			
	PELLETIER, PASCAL	7	0	0	0	0			
	HUET, CRISTOBAL	41	0	0	0	2			
	HENDRY, JORDAN	9	0	0	0	4			
	BRENTI, TIM	2	0	0	0	0			
	NIELMI, ANTTI	3	0	0	0	0			
* ACQUIRED IN SEASON # TRADED IN SEASON									
GOALIES	GP	W	L	OTL	MINS	GA	SO	AVG	
	KHABIBULIN, NIKOLAI	50	23	20	7	2,467	96	3	2.33
	HUET, CRISTOBAL	32	16	12	4	2,351	99	3	2.53
	NIELMI, ANTTI	3	1	1	1	141	8	0	3.40

GOALIES	GP	W	L	OTL	MINS	GA	SO	AVG
KHABIBULIN, NIKOLAI	50	23	20	7	2,467	96	3	2.33
HUET, CRISTOBAL	32	16	12	4	2,351	99	3	2.53
NIEMI, ANTTI	3	1	1	1	141	8	0	3.40

2009-10 CHICAGO BLACKHAWKS

52-22-8, 112 POINTS, 1ST CENTRAL DIVISION

GM	DATE	OPPONENT	RESULT	SCORE	RECORD	GM	DATE	OPPONENT	RESULT	SCORE	RECORD
1	10/02	FLORIDA%	L	3-4 SO	0-0-1	42	01/03	ANAHEIM	W	5-2	29-10-3
2	10/03	@ Florida%	W	4-0	1-0-1	43	01/05	MINNESOTA	W	4-1	30-10-3
3	10/08	@ Detroit	L	2-3	1-1-1	44	01/07	@ Boston	W	5-2	31-10-3
4	10/10	COLORADO	W	4-3 SO	2-1-1	45	01/09	@ Minnesota	L	5-6 SO	31-10-4
5	10/12	CALGARY	W	6-5 OT	3-1-1	46	01/10	ANAHEIM	L	1-3	31-11-4
6	10/14	EDMONTON	W	4-3	4-1-1	47	01/14	COLUMBUS	W	3-0	32-11-4
7	10/15	@ Nashville	W	3-1	5-1-1	48	01/16	@ Columbus	W	6-5	33-11-4
8	10/17	@ Dallas	L	3-4	5-2-1	49	01/17	@ Detroit	W	4-5 SO	34-11-4
9	10/21	VANCOUVER	L	2-3	5-3-1	50	01/19	@ Ottawa	L	1-4	34-12-4
10	10/24	NASHVILLE	W	2-0	6-3-1	51	01/21	@ Calgary	W	3-1	35-12-4
11	10/26	MINNESOTA	W	3-1	7-3-1	52	01/23	@ Vancouver	L	1-5	35-13-4
12	10/29	@ Nashville	L	0-2	7-4-1	53	01/26	@ Edmonton	W	4-2	36-13-4
13	10/30	MONTREAL	W	3-2	8-4-1	54	01/28	@ San Jose	W	4-3 OT	37-13-4
14	11/05	@ Phoenix	L	1-3	8-5-1	55	01/30	@ Carolina	L	2-4	37-14-4
15	11/06	@ Colorado	L	3-4 SO	8-5-2	56	02/03	ST. LOUIS	L	2-3	37-15-4
16	11/09	LOS ANGELES	W	4-1	9-5-2	57	02/05	PHOENIX	L	1-2 SO	37-15-5
17	11/11	COLORADO	W	3-2 SO	10-5-2	58	02/06	@ St. Louis	W	2-1	38-15-5
18	11/13	TORONTO	W	3-2	11-5-2	59	02/09	DALLAS	W	4-3 SO	39-15-5
19	11/15	SAN JOSE	W	4-3 OT	12-5-2	60	02/13	ATLANTA	W	5-4 SO	40-15-5
20	11/19	@ Calgary	W	7-1	13-5-2	61	02/14	@ Columbus	W	5-4 SO	41-15-5
21	11/21	@ Edmonton	W	5-2	14-5-2	62	03/02	@ NY Islanders	L	3-5	41-16-5
22	11/22	@ Vancouver	W	1-0	15-5-2	63	03/03	EDMONTON	W	5-2	42-16-5
23	11/25	@ San Jose	W	7-2	16-5-2	64	03/05	VANCOUVER	W	6-3	43-16-5
24	11/27	@ Anaheim	L	0-3	16-6-2	65	03/07	DETROIT	L	4-5	43-17-5
25	11/28	@ Los Angeles	L	1-2 SO	16-6-3	66	03/10	LOS ANGELES	W	3-2 OT	44-17-5
26	12/01	COLUMBUS	W	4-3 SO	17-6-3	67	03/13	@ Philadelphia	L	2-3	44-18-5
27	12/04	NASHVILLE	L	1-4	17-7-3	68	03/14	WASHINGTON	L	3-4 OT	44-18-6
28	12/05	@ Pittsburgh	W	2-1 OT	18-7-3	69	03/17	@ Anaheim	L	2-4	44-19-6
29	12/09	NY RANGERS	W	2-1 OT	19-7-3	70	03/18	@ Los Angeles	W	3-0	45-19-6
30	12/11	@ Buffalo	L	1-2	19-8-3	71	03/20	@ Phoenix	L	4-5 SO	45-19-7
31	12/13	TAMPA BAY	W	4-0	20-8-3	72	03/23	PHOENIX	W	2-0	46-19-7
32	12/16	ST. LOUIS	W	3-0	21-8-3	73	03/25	@ Columbus	L	3-8	46-20-7
33	12/18	BOSTON	W	5-4 SO	22-8-3	74	03/28	COLUMBUS	L	2-4	47-21-7
34	12/20	DETROIT	W	3-0	23-8-3	75	03/30	@ St. Louis	L	2-4	46-22-7
35	12/22	SAN JOSE	L	2-3	23-9-3	76	03/31	@ Minnesota	W	4-0	47-22-7
36	12/23	@ Detroit	W	3-0	24-9-3	77	04/02	@ New Jersey	W	2-1 SO	48-22-7
37	12/26	@ Nashville	W	4-1	25-9-3	78	04/04	CALGARY	W	4-1	49-22-7
38	12/27	NASHVILLE	W	5-4	26-9-3	79	04/06	@ Dallas	W	5-2	50-22-7
39	12/29	@ Dallas	L	4-5	26-10-3	80	04/07	ST. LOUIS	W	6-5	51-22-7
40	12/31	NEW JERSEY	W	5-1	27-10-3	81	04/09	@ Colorado	W	5-2	52-22-7
41	01/02	@ St. Louis	W	6-3	28-10-3	82	04/11	DETROIT	L	2-3 OT	52-22-8

% Game played in Helsinki, Finland, as part of the 2009 NHL Premiere.

PLAYER	GP	G	A	PTS	PIM	PLAYER	GP	G	A	PTS	PIM
KANE, PATRICK	82	30	58	88	20	HEBBETT, ANDREW	10	1	0	1	2
KEITH, DUNCAN	82	14	55	69	51	"BOYNTON, NICK	7	0	1	1	12
TOEWS, JONATHAN	76	25	43	68	47	NIEMI, ANTTI	39	0	1	1	0
SHARP, PATRICK	82	25	41	66	28	#MOLENKAK, RADEK	1	0	0	0	5
HOSSE, MARIAN	57	24	27	51	18	HUET, CRISTOBAL	48	0	0	0	4
VERSTEEG, KRIS	79	20	24	44	35	CRAWFORD, COREY	1	0	0	0	0
BROUWER, TROY	78	22	18	40	66						
LADD, ANDREW	82	17	21	38	67						
CAMPBELL, BRIAN	68	7	31	38	18						
BYFUGLIEN, DUSTIN	82	17	17	34	94						
SEABROOK, BRENT	78	4	26	39	59						
MADDEN, JOHN	79	10	13	23	12						
KOPECKY, TOMAS	74	10	11	21	28						
FRASER, COLIN	70	7	12	19	44						
HJALMARSSON, NIKLAS	77	2	15	17	20						
EAGER, BEN	60	7	9	16	120						
BOLLAND, DAVE	39	6	10	16	28						
#BARKER, CAM	51	4	10	14	58						
HENDRY, JORDAN	43	2	6	8	10						
SOFEL, BRENT	73	1	7	8	34						
BICKELL, BRYAN	16	3	1	4	5						
BURISH, ADAM	13	1	3	4	14						
"JOHNSON, KIM	8	1	2	3	4						
SKILLE, JACK	6	1	1	2	0						
DOWELL, JAKE	3	1	1	2	5						

* ACQUIRED IN SEASON # TRADED IN SEASON

GOALIES	GP	W	L	OTL	MINS	GA	SO	AVG
HUET, CRISTOBAL	48	26	14	4	2,731	114	4	2.50
NIEMI, ANTTI	39	26	7	4	2,190	82	7	2.25
CRAWFORD, COREY	1	0	1	0	59	3	0	3.05

2010-11 CHICAGO BLACKHAWKS

44-29-9, 97 POINTS, 3RD CENTRAL DIVISION

2015 CUP	LEADERSHIP	PLAYERS	2014-15	OPPONENTS	TRADITION	RECORDS	PLAYOFFS	HISTORY	MINORS	NHL	MEDIA
----------	------------	---------	---------	-----------	-----------	---------	----------	---------	--------	-----	-------

GM	DATE	OPPONENT	RESULT	SCORE	RECORD	GM	DATE	OPPONENT	RESULT	SCORE	RECORD
1	10/07	@ Colorado	L	3-4 OT	0-0-1	42	01/05	DALLAS	L	2-4	21-18-3
2	10/09	DETROIT	L	2-3	0-1-1	43	01/07	OTTAWA	W	3-2 SO	22-18-3
3	10/11	@ Buffalo	W	4-3	1-1-1	44	01/09	NY ISLANDERS	W	5-0	23-18-3
4	10/13	NASHVILLE	L	2-3	1-2-1	45	01/12	COLORADO	W	4-0	24-18-3
5	10/15	@ Columbus	W	5-2	2-2-1	46	01/15	@ Nashville	L	2-3 SO	24-18-4
6	10/16	BUFFALO	W	4-3	3-2-1	47	01/16	NASHVILLE	W	6-3	25-18-4
7	10/18	ST. LOUIS	W	3-2 OT	4-2-1	48	01/22	@ Detroit	W	4-1	26-18-4
8	10/20	VANCOUVER	W	2-1 SO	5-2-1	49	01/23	PHILADELPHIA	L	1-4	26-19-4
9	10/22	@ St. Louis	L	2-4	5-3-1	50	01/25	MINNESOTA	L	2-4	26-20-4
10	10/23	COLUMBUS	L	2-3	5-4-1	51	02/01	@ Columbus	W	7-4	27-20-4
11	10/27	LOS ANGELES	W	3-1	6-4-1	52	02/04	@ Vancouver	L	3-4	27-21-4
12	10/29	EDMONTON	L	4-7	6-5-1	53	02/07	@ Calgary	L	1-3	27-22-4
13	10/30	@ Minnesota	W	3-1	7-5-1	54	02/09	@ Edmonton	W	4-1	28-22-4
14	11/01	@ NY Rangers	L	2-3	7-6-1	55	02/11	@ Dallas	L	3-4 SO	28-22-5
15	11/03	NEW JERSEY	L	3-5	7-7-1	56	02/12	@ Phoenix	L	2-3 SO	28-22-6
16	11/06	@ Atlanta	W	5-4 SO	8-7-1	57	02/16	MINNESOTA	W	3-1	29-22-6
17	11/07	EDMONTON	L	1-2	8-8-1	58	02/18	COLUMBUS	L	3-4	29-23-6
18	11/10	PHOENIX	L	1-2	8-9-1	59	02/20	PITTSBURGH	W	3-2 SO	30-23-6
19	11/13	@ Nashville	L	3-4 SO	8-9-2	60	02/21	@ St. Louis	W	5-3	31-23-6
20	11/14	ANAHEIM	W	3-2 OT	9-9-2	61	02/24	@ Nashville	W	3-0	32-23-6
21	11/17	@ Edmonton	W	5-0	10-9-2	62	02/27	PHOENIX	W	4-3 SO	33-23-6
22	11/19	@ Calgary	L	2-7	10-10-2	63	02/28	@ Minnesota	W	4-2	34-23-6
23	11/20	@ Vancouver	W	7-1	11-10-2	64	03/02	CALGARY	W	6-4	35-23-6
24	11/24	@ San Jose	L	2-5	11-11-2	65	03/04	CAROLINA	W	5-2	36-23-6
25	11/26	@ Anaheim	W	4-1	12-11-2	66	03/05	@ Toronto	W	5-3	37-23-6
26	11/27	@ Los Angeles	W	2-1	13-11-2	67	03/08	@ Florida	L	2-3	37-24-6
27	11/30	ST. LOUIS	W	7-5	14-11-2	68	03/09	@ Tampa Bay	L	3-4 SO	37-24-7
28	12/05	VANCOUVER	L	0-3	14-12-2	69	03/15	@ Washington	L	3-4 OT	37-24-8
29	12/05	CALGARY	W	4-2	15-12-2	70	03/17	SAN JOSE	W	6-3	38-24-8
30	12/08	DALLAS	W	5-3	16-12-2	71	03/17	@ Dallas	L	0-5	38-25-8
31	12/11	@ San Jose	L	1-2 OT	16-12-3	72	03/20	@ Phoenix	W	2-1	39-25-8
32	12/13	@ Colorado	L	5-7	16-13-3	73	03/23	FLORIDA	W	4-0	40-25-8
33	12/15	COLORADO	L	3-4	16-14-3	74	03/26	ANAHEIM	L	1-2	40-26-8
34	12/17	DETROIT	W	4-1	17-14-3	75	03/28	@ Detroit	W	3-2 OT	41-26-8
35	12/19	LOS ANGELES	W	3-2	18-14-3	76	03/29	@ Boston	L	0-3	41-27-8
36	12/22	NASHVILLE	W	4-1	19-14-3	77	04/01	@ Columbus	W	4-3 SO	42-27-8
37	12/26	COLUMBUS	W	4-1	20-14-3	78	04/03	TAMPA BAY	L	0-2	42-28-8
38	12/28	@ St. Louis	L	1-3	20-15-3	79	04/05	@ Montreal	L	1-2 OT	42-28-9
39	12/30	SAN JOSE	L	3-5	20-16-3	80	04/06	ST. LOUIS	W	4-3 OT	43-28-9
40	01/02	@ Anaheim	L	1-2	20-17-3	81	04/08	@ Detroit	W	4-2	44-28-9
41	01/03	@ Los Angeles	W	4-3	21-17-3	82	04/10	DETROIT	L	3-4	44-29-9

PLAYER	GP	G	A	PTS	PIM	PLAYER	GP	G	A	PTS	PIM
TOEWS, JONATHAN	80	32	44	76	26	SMITH, BEN	6	1	0	1	0
KANE, PATRICK	73	27	46	73	28	TAFFE, JEFF	1	0	0	0	0
SHARP, PATRICK	74	34	37	71	38	# POTULNY, RYAN	3	0	0	0	0
HOSSA, MARIAN	65	25	32	57	32	BROPHY, EVAN	1	0	0	0	0
SEABROOK, BRENT	82	9	39	48	47	# KLUNKHAMMER, ROB	1	0	0	0	0
KEITH, DUNCAN	82	7	38	45	22	PIRRI, BRANDON	1	0	0	0	0
KOPECKY, TOMAS	81	15	27	42	60	KRUGER, MARCUS	7	0	0	0	4
BOLLAND, DAVE	81	15	22	37	34	* ACQUIRED IN SEASON	# TRADED IN SEASON				
BICKELL, BRYAN	78	17	20	37	40						
BROUWER, TROY	79	17	19	36	38						
CAMPBELL, BRIAN	65	5	22	27	6						
STALBERG, VIKTOR	77	12	12	24	43						
DOWELL, JAKE	79	6	15	21	63						
# SKILLE, JACK	49	7	10	17	25						
PISANI, FERNANDO	60	7	9	16	10						
HJALMARSSON, NIKLAS	80	3	7	10	39						
*FROLIK, MICHAEL	28	3	6	9	14						
CULLUMORE, JASSEN	36	0	8	8	8						
BOYNTON, NICK	41	1	7	8	36						
*CAMPOLLI, CHRIS	19	1	6	7	2						
LEDY, NICK	46	4	3	7	4						
JOHNSON, RYAN	34	1	5	6	8						
MORIN, JEREMY	9	2	1	3	9						
HENDRY, JORDAN	37	1	0	1	4						
SCOTT, JOHN	40	0	1	1	72						

GOALIES	GP	W	L	OTL	MINS	GA	SO	AVG
CRAWFORD, COREY	57	33	18	10	3,337	128	4	2.30
TURCO, MARTY	29	11	11	4	1,631	82	1	3.02

2011-12 CHICAGO BLACKHAWKS

45-26-11, 101 POINTS, 4TH CENTRAL DIVISION

GM	DATE	OPPONENT	RESULT	SCORE	RECORD	GM	DATE	OPPONENT	RESULT	SCORE	RECORD
1	10/07	@ Dallas	L	2-1	0-1-0	42	01/08	DETROIT	L (OT)	3-2	24-15-5
2	10/08	DALLAS	W	5-2	1-1-0	43	01/09	COLUMBUS	W	5-2	25-15-5
3	10/13	WINNIPEG	W	4-3	2-1-0	44	01/12	MINNESOTA	W	5-2	26-15-5
4	10/15	BOSTON	L (SO)	3-2	2-1-1	45	01/14	@ Detroit	L (OT)	3-2	26-15-6
5	10/18	@ Phoenix	W	5-2	3-1-1	46	01/15	SAN JOSE	W	4-3	27-15-6
6	10/20	@ Colorado	W	3-1	4-1-1	47	01/18	BUFFALO	W	6-2	28-15-6
7	10/22	COLORADO	L (SO)	5-4	4-1-2	48	01/20	FLORIDA	W	3-1	29-15-6
8	10/25	ANAHEIM	W (SO)	3-2	5-1-2	49	01/21	@ Nashville	L	5-2	29-14-6
9	10/28	@ Carolina	L	3-0	5-2-2	50	01/24	NASHVILLE	L	3-1	29-15-6
10	10/29	COLUMBUS	W	5-2	6-2-2	51	01/31	@ Vancouver	L (OT)	3-2	29-15-7
11	10/31	NASHVILLE	W (OT)	5-4	7-2-2	52	02/02	@ Edmonton	L	8-4	29-16-7
12	11/03	@ Florida	W (SO)	3-2	8-2-2	53	02/03	@ Calgary	L	3-1	29-17-7
13	11/04	@ Tampa Bay	L (OT)	5-4	8-2-3	54	02/07	@ Colorado	L	5-2	29-18-7
14	11/06	VANCOUVER	L	6-2	8-3-3	55	02/10	@ San Jose	L	5-3	29-19-7
15	11/08	@ St. Louis	L	3-0	8-4-3	56	02/11	@ Phoenix	L	3-0	29-20-7
16	11/10	@ Columbus	W	6-3	9-4-3	57	02/14	@ Nashville	L	3-2	29-21-7
17	11/11	CALGARY	W	4-1	10-4-3	58	02/16	@ NY Rangers	W	4-2	30-21-7
18	11/13	EDMONTON	W	6-3	11-4-3	59	02/18	@ Columbus	W	6-1	31-21-7
19	11/16	@ Vancouver	W	5-1	12-4-3	60	02/19	ST. LOUIS	W	3-1	32-21-7
20	11/18	@ Calgary	L	5-2	12-5-3	61	02/21	DETROIT	W	2-1	33-21-7
21	11/19	@ Edmonton	L	9-2	12-6-3	62	02/23	DALLAS	L	3-1	33-22-7
22	11/23	@ San Jose	L	1-0	12-7-3	63	02/25	@ Los Angeles	L	4-0	33-23-7
23	11/25	@ Anaheim	W	6-5	13-7-3	64	02/26	@ Anaheim	L	3-1	33-24-7
24	11/26	@ Los Angeles	W	2-1	14-7-3	65	02/29	TORONTO	W	5-4	34-24-7
25	11/29	PHOENIX	L	4-1	14-8-3	66	03/02	@ Ottawa	W	2-1	35-24-7
26	12/02	NY ISLANDERS	W (SO)	5-4	15-8-3	67	03/04	@ Detroit	W	2-1	36-24-7
27	12/03	@ St. Louis	W	5-2	16-8-3	68	03/06	@ St. Louis	L	5-1	36-25-7
28	12/05	PHOENIX	L (SO)	4-3	16-8-4	69	03/09	NY RANGERS	W	4-3	37-25-7
29	12/08	@ NY Islanders	W (OT)	3-2	17-8-4	70	03/11	LOS ANGELES	L (SO)	3-2	37-26-7
30	12/11	SAN JOSE	W (OT)	3-2	18-8-4	71	03/13	ST. LOUIS	W (SO)	4-3	38-26-7
31	12/14	@ Minnesota	W (SO)	3-1	19-8-4	72	03/16	@ Dallas	W	4-1	39-26-7
32	12/16	ANAHEIM	W	4-1	20-8-4	73	03/18	WASHINGTON	W	5-2	40-26-7
33	12/18	CALGARY	W	4-2	21-8-4	74	03/20	@ Columbus	W	5-1	41-26-7
34	12/20	@ Pittsburgh	L	3-2	21-9-4	75	03/21	VANCOUVER	W (OT)	2-1	42-26-7
35	12/21	MONTREAL	L	5-1	22-9-4	76	03/25	NASHVILLE	L	6-1	42-26-8
36	12/26	COLUMBUS	W	4-1	23-9-4	77	03/27	@ New Jersey	L (SO)	2-1	42-26-9
37	12/28	LOS ANGELES	L	2-0	23-10-4	78	03/29	ST. LOUIS	W (SO)	4-3	43-26-9
38	12/30	DETROIT	W	3-2	24-10-4	79	03/31	@ Nashville	W	5-4	44-26-9
39	01/02	EDMONTON	L	4-3	24-11-4	80	04/01	MINNESOTA	L (SO)	5-4	44-26-10
40	01/05	@ Philadelphia	L	5-4	24-12-4	81	04/05	@ Minnesota	L (SO)	2-1	44-26-11
41	01/06	COLORADO	L	4-0	24-13-4	82	04/07	@ Detroit	W (SO)	3-2	45-26-11

PLAYER	GP	G	A	PTS	PIM	PLAYER	GP	G	A	PTS	PIM
HOSSA, MARIAN	81	29	48	77	20	OLSEN, DYLAN	28	0	1	1	6
SHARP, PATRICK	74	33	36	69	38	EMERY, RAY	34	0	1	1	2
KANE, PATRICK	82	23	43	66	40	*MORRISON, BRENDAN	11	0	0	0	6
TOEVS, JONATHAN	59	29	28	57	28	OLESZ, ROSTISLAV	6	0	0	0	6
STALBERG, VIKTOR	79	22	21	43	34	MORIN, JEREMY	3	0	0	0	0
KEITH, DUNCAN	74	4	36	40	42	BOLLIG, BRANDON	18	0	0	0	58
BOLLAND, DAVE	76	19	18	37	47	SMAD, BRANDON	2	0	0	0	0
LEDDY, NICK	82	3	34	37	10	CRAWFORD, COREY	57	0	0	0	0
SEABROOK, BRENT	78	9	25	34	22						
BRUNETTE, ANDREW	78	12	15	27	4						
KRUGER, MARCUS	71	9	17	26	22						
BICKELL, BRYAN	71	9	15	24	48						
SHAW, ANDREW	37	12	11	23	50						
MAYERS, JAMAL	81	6	9	15	91						
HJALMARSSON, NIKLAS	69	1	14	15	14						
FROLIK, MICHAEL	63	5	10	15	22						
MONTADOR, STEVE	52	5	9	14	45						
CARCILLO, DANIEL	28	2	9	11	82						
HAYES, JIMMY	31	5	4	9	16						
O'DONNELL, SEAN	51	0	7	7	23						
*ODUYA, JOHNNY	18	1	4	5	0						
LEPSTO, SAMI	26	1	2	3	4						
SMITH, BEN	13	2	0	2	0						
PIRRI, BRANDON	5	0	2	2	0						
*SCOTT, JOHN	29	0	1	1	48						

* ACQUIRED IN SEASON # TRADED IN SEASON

GOALIES	GP	W	L	OTL	MIN	GA	SO	AVG
CRAWFORD, COREY	57	30	17	7	3,218	146	0	2.72
EMERY, RAY	34	15	9	4	1,774	834	0	2.81

2012-13 CHICAGO BLACKHAWKS

36-7-5, 77 POINTS, 1ST CENTRAL DIVISION

2015 CUP	LEADERSHIP	PLAYERS	2014-15	OPPONENTS	TRADITION	RECORDS	PLAYOFFS	HISTORY	MINORS	NHL	MEDIA
----------	------------	---------	---------	-----------	-----------	---------	----------	---------	--------	-----	-------

GM	DATE	OPPONENT	RESULT	SCORE	RECORD
1	01/09	@ Los Angeles	W	5-2	1-0-0
2	01/20	@ Phoenix	W	6-4	2-0-0
3	01/22	ST. LOUIS	W	3-2	3-0-0
4	01/24	@ Dallas	W	3-2 OT	4-0-0
5	01/26	@ Columbus	W	3-2	5-0-0
6	01/27	DETROIT	W	2-1 OT	6-0-0
7	01/30	@ Minnesota	L	2-3 SO	6-0-1
8	02/01	@ Vancouver	L	1-2 SO	6-0-2
9	02/02	@ Calgary	W	3-2 SO	7-0-2
10	02/05	@ San Jose	W	5-3	8-0-2
11	02/07	@ Phoenix	W	6-2	9-0-2
12	02/10	@ Nashville	W	3-0	10-0-2
13	02/12	ANAHEIM	L	2-3 SO	10-0-3
14	02/15	SAN JOSE	W	4-1	11-0-3
15	02/17	LOS ANGELES	W	3-2	12-0-3
16	02/19	VANCOUVER	W	4-3 SO	13-0-3
17	02/22	SAN JOSE	W	2-1	14-0-3
18	02/24	COLUMBUS	W	1-0	15-0-3
19	02/25	EDMONTON	W	3-2 OT	16-0-3
20	02/28	@ St. Louis	W	3-0	17-0-3
21	03/01	COLUMBUS	W	4-3 OT	18-0-3
22	03/03	@ Detroit	W	2-1 SO	19-0-3
23	03/05	MINNESOTA	W	5-3	20-0-3
24	03/06	COLORADO	W	3-2	21-0-3
25	03/08	@ Colorado	L	2-6	21-1-3
26	03/10	EDMONTON	L	5-6	21-2-3
27	03/14	@ Columbus	W	2-1 SO	22-2-3
28	03/16	@ Dallas	W	8-1	23-2-3
29	03/18	@ Colorado	W	5-2	24-2-3
30	03/20	@ Anaheim	L	2-4	24-3-3
31	03/25	LOS ANGELES	L	4-5	24-4-3
32	03/26	CALGARY	W	2-0	25-4-3
33	03/29	ANAHEIM	L	1-2	25-5-3
34	03/31	@ Detroit	W	7-1	26-5-3
35	04/01	NASHVILLE	W	3-2 SO	27-5-3
36	04/04	ST. LOUIS	L	3-4 SO	27-6-3
37	04/06	@ Nashville	W	1-0	28-6-3
38	04/07	NASHVILLE	W	5-3	29-6-3
39	04/09	@ Minnesota	W	1-0	30-6-3
40	04/12	DETROIT	W	3-2 SO	31-6-3
41	04/14	@ St. Louis	W	2-0	32-6-3

GM	DATE	OPPONENT	RESULT	SCORE	RECORD
42	04/15	DALLAS	W	5-2	33-6-3
43	04/19	@ Nashville	W	5-4 OT	34-6-3
44	04/20	@ Phoenix	L	2-3 SO	34-7-3
45	04/22	@ Vancouver	L	1-3	34-8-3
46	04/24	@ Edmonton	W	4-1	35-8-3
47	04/26	CALGARY	W	3-1	36-8-3
48	04/27	@ St. Louis	L	1-3	36-9-3

NOTE: 2012-13 season shortened to 48 games due to 119-day lockout (Sept. 15, 2012-Jan. 12, 2013).



PLAYER	GP	G	A	PTS	PIM
PATRICK KANE	47	23	32	55	8
JONATHAN TOEWS	47	23	25	48	27
MARIAN HOSSA	40	17	14	31	16
BRANDON SAAD	46	10	17	27	12
DUNCAN KEITH	47	3	24	27	31
BRYAN BECKEL	48	9	14	23	25
VIKTOR STALBERG	47	9	14	23	25
BRENT SEABROOK	47	8	12	20	23
PATRICK SHARP	28	6	14	20	14
NICK LEDDY	48	6	12	18	10
ANDREW SHAW	48	9	6	15	38
DAVE BOLLAND	35	7	7	14	22
MARCUS KRUGER	47	4	9	13	24
JOHNNY ODUYA	48	3	9	12	10
MICHAEL ROZISVAL	27	0	12	12	14
MICHAEL FROLIK	45	3	7	10	8
NIKLAS HJALMARSSON	46	2	8	10	22
MICHAEL HANDZUS *	11	1	5	6	4
JIMMY HAYES	10	1	3	4	0
DANIEL CAROLLO	23	2	1	3	11
JEREMY MORIN	3	1	1	2	0
JAMAL MAYERS	19	0	2	2	16
SHELDON BROOKBANK	26	1	0	1	21
BEN SMITH	1	1	0	1	0
BRANDON BOLLIG	25	0	0	0	51

PLAYER	GP	G	A	PTS	PIM
DREW LEBLANC	2	0	0	0	0
SHAWN LALONDE	1	0	0	0	0
BRANDON PIRRI	1	0	0	0	0
RYAN STANTON	1	0	0	0	2

* ACQUIRED IN SEASON

GOALIES	GP	W	L	OTL	MINS	GA	SO	AVG
CRAWFORD, COREY	30	19	5	5	1,761	57	3	1.94
EMERY, RAY	21	17	1	0	1,116	36	3	1.94
HUTTON, CARTER	1	0	1	0	59	3	0	3.05

2013-14 CHICAGO BLACKHAWKS

46-21-15, 107 POINTS, 3RD CENTRAL DIVISION

GM	DATE	OPPONENT	RESULT	SCORE	RECORD	GM	DATE	OPPONENT	RESULT	SCORE	RECORD
1	10/01	WASHINGTON	W	6-4	1-0-0	42	12/30	LOS ANGELES	W	1-0	28-7-7
2	10/05	TAMPA BAY	L (SO)	3-2	1-1-1	43	01/02	@ NY Islanders	L (OT)	3-2	28-7-8
3	10/09	@ St. Louis	L	3-2	1-1-1	44	01/03	@ New Jersey	W	5-3	29-7-8
4	10/11	NY ISLANDERS	W	3-2	2-1-1	45	01/05	SAN JOSE	L (SO)	3-2	29-7-9
5	10/12	BUFFALO	W	2-1	3-1-1	46	01/08	NY RANGERS	L	3-2	29-8-9
6	10/15	@ Carolina	W (SO)	3-2	4-1-1	47	01/11	@ Montreal	L (OT)	2-1	29-8-10
7	10/17	ST. LOUIS	L (SO)	3-2	4-1-2	48	01/12	EDMONTON	W	5-3	30-8-10
8	10/19	TORONTO	W	3-1	5-1-2	49	01/14	COLORADO	L (OT)	3-2	30-8-11
9	10/22	@ Florida	W (SO)	3-2	6-1-2	50	01/17	ANAHEIM	W	4-2	31-8-11
10	10/24	@ Tampa Bay	L (OT)	6-5	6-1-3	51	01/19	BOSTON	W (SO)	3-2	32-8-11
11	10/26	MINNESOTA	L	5-3	6-2-3	52	01/22	@ Detroit	L (SO)	5-4	32-8-12
12	10/28	@ Minnesota	W	5-1	7-2-3	53	01/23	@ Minnesota	L	2-1	32-9-12
13	10/29	OTTAWA	W	6-5	8-2-3	54	01/26	WINNIPEG	L	3-1	32-10-12
14	11/02	@ Winnipeg	W	5-1	9-2-3	55	01/28	@ Calgary	L (OT)	5-4	32-10-13
15	11/03	CALGARY	L (OT)	3-2	9-2-4	56	01/29	@ Vancouver	W	5-2	33-10-13
16	11/06	WINNIPEG	W	4-1	10-2-4	57	02/01	@ San Jose	L (SO)	2-1	33-10-14
17	11/09	@ Dallas	W	5-2	11-2-4	58	02/03	@ Los Angeles	W	5-3	34-10-14
18	11/10	EDMONTON	W	5-4	12-2-4	59	02/05	@ Anaheim	W	2-0	35-10-14
19	11/14	ARIZONA	W (SO)	5-4	13-2-4	60	02/07	@ Arizona	L	2-0	35-11-14
20	11/16	@ Nashville	L	7-2	13-3-4	61	02/27	@ NY Rangers	L	2-1	35-12-14
21	11/17	SAN JOSE	W	5-1	14-3-4	62	03/01	PITTSBURGH*	W	5-1	36-12-14
22	11/19	@ Colorado	L	5-1	14-4-4	63	03/04	COLORADO	L	4-2	36-13-14
23	11/21	@ Winnipeg	W	6-3	15-4-4	64	03/06	COLUMBUS	W	6-1	37-13-14
24	11/23	@ Vancouver	W	2-1	16-4-4	65	03/09	@ Buffalo	W	2-1	38-13-14
25	11/25	@ Edmonton	W	5-1	17-4-4	66	03/12	@ Colorado	L	3-2	38-14-14
26	11/27	@ Calgary	W	3-2	18-4-4	67	03/14	NASHVILLE	L	3-2	38-15-14
27	11/29	@ Dallas	W (SO)	2-1	19-4-4	68	03/16	DETROIT	W	4-1	39-15-14
28	11/30	@ Arizona	W	5-2	20-4-4	69	03/18	@ Philadelphia	L (OT)	3-2	39-15-15
29	12/03	Dallas	L	4-3	20-5-4	70	03/19	ST. LOUIS	W	4-0	40-15-15
30	12/05	@ Minnesota	L	4-3	20-6-4	71	03/21	CAROLINA	W	3-2	41-15-15
31	12/06	ANAHEIM	L (SO)	3-2	20-6-5	72	03/23	NASHVILLE	L	2-0	41-16-15
32	12/08	FLORIDA	W	6-2	21-6-5	73	03/25	DALLAS	W	4-2	42-16-15
33	12/10	@ Dallas	W	6-2	22-6-5	74	03/27	@ Boston	L	3-0	42-17-15
34	12/11	PHILADELPHIA	W	7-2	23-6-5	75	03/28	@ Ottawa	L	5-3	42-18-15
35	12/14	@ Toronto	L	7-3	23-7-5	76	03/30	@ Pittsburgh	L	4-1	42-19-15
36	12/15	LOS ANGELES	W	3-1	24-7-5	77	04/03	MINNESOTA	W (SO)	3-2	43-19-15
37	12/17	@ Nashville	W	3-1	25-7-5	78	04/04	@ Columbus	W	4-3	44-19-15
38	12/20	NEW YORK	L (SO)	3-2	25-7-6	79	04/06	ST. LOUIS	W	4-2	45-19-15
39	12/23	VAN. JERSEY	W	5-2	26-7-6	80	04/09	MONTREAL	W (OT)	3-2	46-19-15
40	12/27	COLORADO	W	7-2	27-7-6	81	04/11	@ Washington	L	4-0	46-20-15
41	12/28	@ St. Louis	L (SO)	6-5	27-7-7	82	04/12	@ Nashville	L	7-5	46-21-15

* 2014 Stadium Series game played at Soldier Field

PLAYER	GP	G	A	PTS	PIM	PLAYER	GP	G	A	PTS	PIM
PATRICK SHARP	82	34	44	78	40	COREY CRAWFORD	59	0	1	1	0
PATRICK KANE	69	29	40	69	22	ANTI RAANTA	25	0	1	1	0
JONATHAN TOEWS	76	28	40	68	34	BRAD MILLS	3	0	0	0	0
DUNCAN KEITH	79	6	55	61	28	# JIMMY HAYES	2	0	0	0	0
MARIAN Hossa	72	30	30	60	20	* DAVID RUNDLAD	5	0	0	0	0
BRANDON SAAD	78	19	28	47	20	TEIVIO TERAVAINEN	3	0	0	0	0
BRENT SEABROOK	82	7	34	41	22	NIKOLAI KHABIBULIN	4	0	0	0	0
ANDREW SHAW	80	20	19	39	76	KENT SIMPSON	1	0	0	0	0
NICK LEDDY	82	7	24	31	10						
* KRIS VERSTEEG	65	10	19	29	27						
MARCUS KRUEGER	81	8	20	28	36						
NIKLAS HJALMARSSON	81	4	22	26	34						
BEN SMITH	75	14	12	26	2						
MICHAEL HANDZUS	59	4	12	16	16						
JOHNNY ODUYA	77	3	13	16	38						
BRYAN BICKELL	59	11	4	15	28						
BRANDON BOLLIG	82	7	7	14	92						
# BRANDON PIRRI	28	6	5	11	6						
JEREMY MORIN	24	5	6	11	32						
MICHAEL ROZSIVAL	42	1	7	8	32						
SHELDON BROOKBANK	48	2	5	7	52						
* PETER REGIN	17	2	2	4	2						
* MICHAEL KOSTKA	9	2	1	3	8						
JOAKIM NORDSTROM	16	1	2	3	2						
* MATT CAREY	2	1	0	1	2						

GOALIES	GP	W	L	OTL	MIN	GA	SO	AVG
CRAWFORD, COREY	59	32	16	10	1,533	128	2	2.26
RAANTA, ANTTI	25	13	5	4	610	63	1	2.71
KHABIBULIN, NIKOLAI	4	1	0	1	74	14	0	5.00
SIMPSON, KENT	1	0	0	0	20	2	0	6.00

* ACQUIRED IN SEASON # TRADED IN SEASON

ALL-TIME ROSTER

	NAME	GP	G	A	PTS	PIM	POS	UNIFORM NO.	YEARS
2015 CUP	ABEL, CLARENCE	223	8	12	20	212	D	2	1929-34
	ABEL, SID	42	5	4	9	10	F	19, 20, 21	1952-54
	ADAMS, CRAIG	71	4	8	12	46	F	28	2008-09
	ADAMS, KEVYN	27	0	2	2	13	F	17	2006-08
LEADERSHIP	ADAMS, STEWART	88	9	24	33	60	F	16	1929-32
	AHLIN, TONY	1	0	0	0	0	F	—	1937-38
	AITKEN, JONATHAN	41	0	1	1	70	D	56	2003-04
	ALEXEEV, NIKITA	15	2	0	2	0	R	34	2006-07
PLAYERS	ALLEN, GEORGE	269	69	95	164	147	D	6	1939-44, 45-46
	ALLISON, JAMIE	142	4	8	12	217	D	38, 33	1998-2001
	ALLUM, BILL	1	0	0	0	0	D	—	1939-40
	ALMAS, RALPH	1	0	0	0	0	G	1	1950-51
2014-15	AMONTE, TONY	627	268	273	541	468	F	10	1994-02
	ANDERSON, CRAIG	56	0	1	1	18	G	31	2002-06
	ANDRIEVI, ALEXANDR	1	0	0	0	0	F	56	1992-93
	ANGOTTI, LOU	370	51	96	147	126	F	6	1965-67, 69-73
OPPONENTS	ANHOLT, DARREL	1	0	0	0	0	D	33	1983-84
	ARBOUR, AL	180	6	17	23	192	D	2	1958-61
	ARBOUR, TY	159	21	20	41	102	F	8	1927-31
	ARCHAMBAULT, MICHEL	3	0	0	0	0	F	27	1976-77
TRADITION	ARKHIPOV, DENIS	79	10	17	27	54	C	19	2006-07
	ARNASON, TYLER	245	57	82	139	80	F	39	2002-06
	ATCHEYNUM, BLAIR	66	6	9	15	8	F	34, 15	1999-2001
	ASHWORTH, FRANK	18	5	4	9	2	F	6	1946-47
RECORDS	AUCOIN, ADRIAN	92	5	17	22	88	D	33	2005-07
	BABANDO, PETE	147	34	37	71	75	F	10	1950-53
	BABCHUK, ANTON	22	2	5	7	18	D	6	2003-06
	BACKSTROM, RALPH	16	6	3	9	2	F	14	1972-73
PLAYOFFS	BAILEY, BOB	28	3	6	9	38	F	20	1957-58
	BALDWIN, DOUG	5	0	0	0	2	D	3	1947-48
	BALFOUR, EARL	208	16	16	32	30	F	20	1958-61
	BALFOUR, MURRAY	286	66	87	153	361	F	8	1959-64
HISTORY	BANCROFT, STEVE	1	0	0	0	0	D	42	1992-93
	BANNERMAN, MURRAY	288	0	10	10	37	G	30	1980-87
	BARINKA, MICHAEL	34	0	2	2	26	D	42	2003-06
	BARKER, CAM	200	17	63	80	219	D	25	2005-10
PLAYOFFS	BARKLEY, DOUG	6	0	0	0	2	D	6, 19	1957-58, 59-60
	BARNABY, MATTHEW	82	8	20	28	178	F	36	2005-06
	BARTOVIC, MILAN	24	1	6	7	8	F	26	2005-06
	BASSEN, BOB	55	5	13	18	70	F	15, 22	1988-90
HISTORY	BASSEN, HENRY	33	0	0	0	2	G	1	1954-56
	BAUMGARTNER, NOLAN	8	0	0	0	6	D	38	2000-01
	BAUM, KYLE	3	0	0	0	0	F	38	2015-
	BEARD, JIM	22	1	1	2	8	D	2, 21	1949-51
MINORS	BELFOUR, ED	415	0	18	18	242	G	30, 31, 1	1988-97
	BELL, MARK	339	72	79	151	454	F	28	2000-06
	BENNETT, ADAM	21	0	2	2	20	D	47	1991-93
	BENTLEY, DOUG	545	217	314	531	215	F	14, 7	1939-44, 45-52
NHL	BENTLEY, MAX	234	109	147	256	28	F	18, 4, 5	1940-43, 45-48
	BENTLEY, REG	11	1	2	3	2	F	14, 19	1942-43
	BERARD, BRYAN	58	13	34	47	53	D	3, 4	2003-04
	BEREZIN, SERGEI	66	18	13	31	8	F	94	2002-03
MEDIA	BERGEVIN, MARC	266	12	29	41	271	D	2, 32	1984-89
	BERTI, ADAM	2	0	0	0	0	F	46	2008-
	BESLER, PHIL	17	1	3	4	16	D/F	14	1938-39
	BIBEAULT, PAUL	41	0	0	0	2	G	1	1946-47
NHL	BICANEK, RADIM	18	0	3	3	10	D	32	1999-2000
	BICKELL, BRYAN	359	65	68	133	186	L	38, 29	2006-
	BLACK, JAMES	129	25	19	44	44	F	38, 34	1995-98
	BLACK, STEVE	39	4	6	10	22	F	17	1950-51
MEDIA	BLADE, HANK	24	2	3	5	2	F	11, 19, 18	1946-48
	BLAIR, ANDY	43	0	3	3	33	F	15	1936-37
	BLINCO, RUSSELL	47	3	12	15	2	F	9	1938-39
	BLUNDEN, MICHAEL	10	0	0	0	10	R	28	2006-09
NHL	BOCHENSKI, BRANDON	30	4	2	6	10	F	20	2005-07
	BODNAR, GUS	398	87	142	229	123	F	5, 12	1947-54
	BOLDIREV, IVAN	384	140	195	335	186	F	12	1974-79
	BOLLAND, DAVE	332	70	98	168	211	C	36	2006-13
MEDIA	BOLLIG, BRANDON	125	7	7	14	201	L	52	2012-14
	BONDRA, PETER	37	5	9	14	26	R	12	2006-07

NAME	GP	G	A	PTS	PIM	POS	UNIFORM NO.	YEARS
BONVIE, DENNIS	11	0	0	0	44	F	37, 44, 46	1998-99
BORDELEAU, CHRIS	25	6	8	14	6	F	23	1971-72
BORDELEAU, J.P.	519	97	126	223	143	F	22, 23, 25	1969-80
BOSTROM, HELGE	96	3	3	6	58	D	9, 17, 10, 3	1929-33
BOUCHER, BRIAN	15	0	0	0	0	G	35	2006-07
BOUCHER, GEORGES	43	1	5	6	50	D	15	1931-32
BOUDREAU, BRUCE	7	1	0	1	2	D	32	1985-86
BOUDRAIS, ANDRE	20	4	10	14	4	F	18	1968-69
BOURQUE, RENE	183	33	42	75	136	F	14	2005-08
BOWMAN, KIRK	88	11	17	28	19	F	28, 16	1976-79
BOYD, RANDY	26	0	4	4	22	D	2, 32	1983-85
BOYER, WALLY	42	5	6	11	15	F	19	1966-67
BOYNTON, NICK	48	1	8	9	48	D	24	2009-10
BRAYSHAW, RUSS	43	5	9	14	14	F	16	1944-45
BRENNEMAN, JOHN	17	1	0	1	2	F	12	1964-65
BRENT, TIM	2	0	0	0	2	F	56	2009
BRETTO, JOE	3	0	0	0	4	D	22	1944-45
BRIMSEK, FRANK	70	0	0	0	2	G	1	1949-50
BRINK, MILT	5	0	0	0	0	F	11	1936-37
BRODEUR, MIKE	0	0	0	0	0	G	60	2007-08
BROOKBANK, SHELDON	74	3	5	8	73	D	17	2013-14
BROPHY, EVAN	1	0	0	0	0	C	47	2010
BROUWER, TROY	238	49	54	103	161	L	29, 22	2006-11
BROWN, ADAM	210	38	61	99	246	F	11, 18, 19	1946-51
BROWN, BRAD	118	1	16	17	318	D	2, 3	1998-2000
BROWN, CURTIS	71	5	10	15	38	F	37	2005-06
BROWN, KEITH	812	64	266	330	854	D	4, 25	1979-93
BROWN, KEN	1	0	0	0	0	G	30	1970-71
BROWN, MIKE	2	0	1	1	9	F	56	2005-06
BROWN, ROB	40	6	17	23	67	F	22, 44	1991-93
BROWNE, CECIL	13	2	0	2	4	F	9	1927-28
BRUNETTE, ANDREW	78	12	15	27	4	L	15	2011-12
BRYDSON, GLENN	71	14	14	28	56	F	3	1935-38
BUCHANAN, MIKE	1	0	0	0	0	D	6	1951-52
BULLEY, TED	349	94	102	196	645	F	29	1976-82
BURCH, BILL	24	2	0	2	2	F	4	1932-33
BURKE, MARTY	150	3	8	11	114	D	4	1934-38
BURISH, ADAM	169	11	10	21	323	R	37	2006-10
BURNS, BOBBY	20	1	0	1	8	F	16	1927-30
BUSKAS, ROD	46	0	4	4	106	D	25, 17	1991-93
BUTLER, DICK	7	2	0	2	0	F	8	1947-48
BUTTREY, GORDON	10	0	0	0	0	F	16	1943-44
BYFUGLIEN, DUSTIN	260	55	54	109	268	R, D	52, 33	2005-10
BYRAM, SHAWN	1	0	0	0	0	F	46	1991-92
CAFFERY, TERRY	6	0	0	0	0	F	14	1969-70
CALDER, KYLE	359	85	125	210	184	F	25, 22, 19	1999-2006
CAMAZZOLA, JIM	3	0	0	0	0	F	15, 25	1983-84, 86-87
CAMPBELL, BRIAN	215	19	98	117	46	D	51	2008-11
CAMPBELL, BRYAN	167	23	51	74	48	F	14	1969-72
CAMPBELL, DON	17	1	3	4	8	F	9	1943-44
CAMPBELL, JIM	9	1	1	2	4	F	15	2001-02
CAMPOLL, CHRIS	19	1	6	7	2	D	14	2011
CARBOL, LEO	6	0	1	1	4	D	14	1942-43
CAROLLO, DANIEL	90	8	14	22	147	L	13	2011-13, 2014-15
CAREY, MATT	2	1	0	1	2	L	25	2014
CARNEY, KEITH	271	14	47	61	275	D	4	1993-98
CARON, SEBASTIEN	1	0	0	0	0	G	29	2006-07
CARSE, BILL	123	28	42	70	38	F	9	1939-42
CARSE, BOB	145	29	52	81	36	F	16, 19	1939-43
CASSIDY, BRUCE	36	4	13	17	10	D	3, 34, 37, 2	1983-84, 85-90
CHABOT, LORNE	48	0	0	0	0	G	1	1934-35
CHAD, JOHN	80	15	22	37	29	F	19, 16, 17	1939-41, 45-46
CHEVRIER, ALAIN	66	0	2	2	6	G	30	1988-90
CHEBATURKIN, VLADIMIR	13	0	2	2	6	D	45	2001-02
CHECK, LUDE	26	6	2	8	4	F	7	1944-45
CHELIOS, CHRIS	664	92	395	487	1,495	D	7	1990-99
CHRISTIAN, DAVE	69	4	17	21	12	F	25	1992-94
CHYZOWSKI, DAVE	8	0	0	0	6	F	54	1996-97
CICCONE, ENRICO	78	2	3	5	281	D	39	1996-97
CIESLA, HANK	140	18	31	49	50	F	20	1955-57

2015 CUP

LEADERSHIP

PLAYERS

2014-15

OPPONENTS

TRADITION

RECORDS

PLAYOFFS

HISTORY

MINORS

NHL

MEDIA

ALL-TIME ROSTER

	NAME	GP	G	A	PTS	PIM	POS	UNIFORM NO.	YEARS
2015 CUP	CLARK, WENDEL	13	2	0	2	13	F	17	1999-2000
	CLEARY, DANIEL	41	4	5	9	24	F	32, 25	1997-99
	CLENDENING, ADAM	4	1	1	2	2	D	6	2014
	CLIFFORD, CHRIS	2	0	0	0	0	G	34, 50	1984-85, 88-89
LEADERSHIP	CLOUTIER, JACQUES	53	0	0	0	8	G	31	1989-91
	CLOUTIER, SYLVAIN	7	0	0	0	0	F	14	1998-99
	COCHRANE, GLEN	79	1	8	9	217	D	5	1987-89
	COFFEY, PAUL	10	0	4	4	0	D	77	1998-99
PLAYERS	COFLIN, HUGH	31	0	3	3	33	D	2	1950-51
	COLE, DANTON	2	0	0	0	0	F	19	1995-96
	CONACHER, JIM	178	48	71	119	41	F	11, 14	1948-52
	CONACHER, LIONEL	48	10	13	23	87	D	3	1933-34
2014-15	CONACHER, PETE	131	26	20	46	32	F	9, 19	1951-55
	CONACHER, ROY	264	102	125	227	44	F	8, 9	1947-52
	CONN, ROB	2	0	0	0	2	F	42	1991-92
	CONNELLY, BERT	17	1	2	3	4	F	18	1937-38
OPPONENTS	COOK, TOM	298	75	94	169	184	F	11	1929-37
	COOPER, JOE	266	25	53	78	306	D	8	1938-42, 43-46
	CORAZZINI, CARL	7	0	1	1	2	C	49	2006-07
	CORCORAN, NORMAN	23	1	3	4	19	F	18	1955-56
TRADITION	COSTELLO, MURRAY	40	3	2	5	6	F	20	1953-54
	COTE, SYLVAIN	45	6	18	24	14	D	6	1999-2000
	COULTER, ART	178	12	15	27	211	D	17, 18	1931-36
	COULTER, TOMMY	2	0	0	0	0	D	15	1933-34
RECORDS	COUTURE, GERRY	110	25	23	48	36	D	15	1952-54
	COUTURE, ROSIE	304	48	55	103	184	F	7	1928-35
	CRAVEN, MURRAY	153	30	59	89	50	F	32	1995-97
	CRAWFORD, COREY	268	0	3	3	14	G	50	2005-
PLAYOFFS	CREIGHTON, ADAM	225	78	87	165	480	F	22	1988-92, 96-97
	CREIGHTON, DAVE	49	7	7	14	6	F	16	1954-55
	CROSSMAN, DOUG	159	25	70	95	72	D	23, 28, 31, 3	1980-83
	CUDE, WILF	1	0	0	0	0	G	1	1931-32
HISTORY	CULLEN, MARK	29	7	9	16	2	F	48	2005-06
	CULLIMORE, JASSEN	155	2	20	22	125	D	5	2005-07, 2010-11
	CUMISKEY, KYLE	7	0	0	0	0	D	26	2015
	CUMMINS, JIM	199	11	13	24	674	F	15	1995-98
MINORS	CUNNEYWORTH, RANDY	16	4	3	7	13	F	19	1993-94
	CUNNINGHAM, LES	37	6	11	17	2	F	3	1939-40
	CUSHENAN, IAN	72	2	8	10	80	D	3, 6	1956-58
	CYR, DENIS	87	19	21	40	21	F	11	1982-84
NHL	DAHLEN, ULF	30	6	8	14	10	F	22	1996-97
	DAHLBECK, KLAS	4	1	0	1	2	D	44	2014
	DAHLSTROM, CARL	342	88	118	206	58	F	15, 21	1937-45
	DAIGLE, ALAIN	389	56	50	106	122	F	17	1974-80
MEDIA	DANAULT, PHILLIP	2	0	0	0	0	F	24	2014-
	DARLING, SCOTT	14	0	0	0	0	G	33	2014-
	DAVIS, LORNE	8	0	0	0	0	F	14	1954-55
	DAZE, ERIC	601	226	172	398	176	F	55	1995-2006
	DEA, BILL	34	5	8	13	4	F	17	1957-58, 66-67
	DEAN, KEVIN	96	2	19	21	42	D	6	1999-2001
	DEBRUSK, LOUIE	4	0	0	0	7	F	33	2002-03
	DEJORDY, DENIS	198	0	2	2	2	G	1, 30	1962-70
	DEMARCO, AB, SR.	20	1	5	6	17	F	16	1938-40
	DEMPSEY, NATHAN	125	13	40	53	56	D	43	2002-04
	DENNENY, CORBETT	18	5	0	5	12	F	6	1927-28
	DESILETS, JOFFRE	48	11	13	24	28	F	19	1938-40
	DESJARDINS, ANDREW	13	0	2	2	7	F	11	2015-
	DESJARDINS, GERRY	32	0	1	1	6	G	1, 30	1969-72
	DESJARDINS, VICTOR	38	3	12	15	11	F	18	1930-31
	DEWSBURY, AL	313	26	75	101	351	D	5, 22	1950-56
	DICK, HARRY	12	0	1	1	12	D	17	1946-47
	DICKENS, ERNIE	253	9	39	48	86	D	3, 4	1947-51
	DICKIE, BILL	1	0	0	0	0	G	1	1941-42
	DIDUCK, GERALD	13	1	0	1	48	D	6	1994-95
	DIETRICH, DON	17	0	5	5	0	D	32	1983-84
	DINEEN, BILL	41	4	9	13	10	F	20	1957-58
	DIRK, ROBERT	6	0	0	0	26	D	32, 6	1993-94
	DONALDSON, GARY	1	0	0	0	0	D	26	1973-74
	DONNELLY, DAVE	71	6	12	18	81	D	10	1986-87
	DORATY, KEN	20	0	0	0	0	F	14	1926-27

NAME	GP	G	A	PTS	PIM	POS	UNIFORM NO.	YEARS
DOWD, JIM	60	3	12	15	38	F	34	2005-06
DOWELL, JACOB	102	9	17	26	80	C	49, 28	2008-11
DOWNNEY, AARON	39	1	0	1	82	R	49, 44	2000-02
DOYON, MARIO	7	1	1	2	6	D	2	1988-89
DROPPA, IVAN	19	0	1	1	14	D	58, 6, 3	1993-94, 95-96
DRYDEN, DAVE	68	0	1	1	0	G	1, 30	1965-66, 67-69
DUBINSKY, STEVE	237	16	26	42	132	F	42, 29, 32, 22, 14, 16	1993-99, 2000-02
DUMAS, MICHEL	8	0	1	1	0	G	1, 30	1974-75, 76-77
DUMONT, JEAN-PIERRE	72	19	14	33	28	F	17, 12	1998-2000
DUPONT, JEROME	201	7	29	36	445	D	25	1981-86
DUTKOWSKI, DUKE	83	11	15	26	92	D	3	1926-27, 29-31, 33-34
DYE, CECIL	51	25	5	30	14	F	4	1926-28
DYKHUIS, KARL	18	1	8	9	4	D	19, 45	1991-93
DYIE, JOHN	27	1	0	1	21	D	8	1943-44
EAGER, BEN	144	18	15	33	308	L	55	2007-10
EAGLES, MIKE	70	6	13	19	78	F	11	1988-90
EASTWOOD, MIKE	53	2	10	12	24	F	20	2002-03
EBBETT, ANDREW	10	1	0	1	2	C	15	2009-10
ELLISON, MATT	36	3	10	13	17	F	16	2003-06
EMERSON, NELSON	27	4	10	14	13	F	11	1998-99
EMERY, RAY	55	0	1	1	2	G	30	2011-13
ERICKSON, AUTREY	34	0	1	1	42	D	12, 20	1962-64
ERIKSSON, ANDERS	97	5	36	41	22	D	6, 8	1999-2000
ERIXON, TIM	8	0	0	0	4	D	34	2014-15
ESPOSITO, PHIL	235	74	100	174	135	F	7, 15	1963-67
ESPOSITO, TONY	873	0	25	25	31	G	1, 35	1969-84
EVANS, JACK	345	4	42	46	319	D	5	1958-63
FARRANT, WALT	1	0	0	0	0	F	17	1943-44
FASHOWAY, GORDON	13	3	2	5	14	F	11	1950-51
FEAMSTER, DAVE	169	13	24	37	154	D	3, 32	1981-85
FELSNER, BRIAN	12	1	3	4	12	F	54, 44	1997-98
FERGUSON, LORNE	105	13	19	32	68	F	11	1957-59
FIDLER, MIKE	4	2	1	3	4	F	8	1982-83
FIELD, WILFRED	39	3	4	7	22	D	11, 2	1944-45
FIELDER, GUY	3	0	0	0	0	F	16	1950-51
FINNEY, SID	59	10	7	17	4	F	14, 15, 7	1951-54
FITZGERALD, TOM	15	1	3	4	6	F	20, 12	2001-02
FITZPATRICK, MARK	27	0	1	1	8	G	30	1998-99
FLEMING, REG	261	21	26	47	455	F	6	1960-64
FLEURY, THEOREN	54	12	21	33	77	F	14	2002-03
FOGOLIN, LEE	302	5	37	42	437	D	3, 20	1950-56
FOLEY, RICK	2	0	1	1	8	D	24	1970-71
FOWLER, TOMMY	24	0	1	1	18	F	6	1946-47
FOX, GREG	339	9	69	78	450	D	2, 18	1978-84
FRANCIS, EMILE	73	0	0	0	6	G	1	1946-48
FRASER, COLIN	157	13	23	36	108	C	46	2006-10
FRASER, CURT	303	94	120	214	535	F	8	1982-88
FRASER, GORDON	44	14	6	20	89	D	10	1926-28
FRASER, JAMES HARVEY	21	5	4	9	0	F	15	1944-45
FRAWLEY, DAN	33	4	3	7	64	F	10, 31, 32	1983-85
FREDRICK, RAY	5	0	0	0	0	G	1	1954-55
FRIG, LEN	66	4	10	14	35	D	6	1972-74
FROLIK, MICHAEL	136	11	23	34	44	R	67	2010-13
GADSBY, BILL	468	54	130	184	648	D	4, 16	1946-55
GAGNON, GERMAINE	99	19	49	68	27	F	14	1973-76
GAMBLE, DICK	14	2	0	2	6	F	20	1954-55
GARDINER, BERT	50	0	0	0	0	G	1	1942-43
GARDINER, CHARLES	316	0	0	0	2	G	1	1927-34
GARDINER, HERB	5	0	0	0	0	D	2	1928-29
GARDNER, BILL	348	71	105	176	64	F	31, 34, 14	1980-86, 87-89
GARDNER, CAL	70	11	24	35	60	F	16	1952-53
GAUTHIER, DANIEL	5	0	0	0	0	F	23	1994-95
GEE, GEORGE	365	94	130	224	257	F	9, 16, 17	1945-49, 51-54
GELINEAU, JACK	2	0	0	0	0	G	1	1953-54
GENDRON, MARTIN	2	0	0	0	0	F	16	1997-98
GILBERT, GREG	273	42	64	106	204	F	14	1988-93
GILL, TODD	5	0	1	1	0	D	46	2002-03
GILLIS, PAUL	15	0	5	5	59	F	12	1990-92
GILMOUR, DOUG	135	38	74	112	107	F	93	1998-2000
GLOVER, FRED	31	4	2	6	37	F	14	1952-53

2015 CUP

LEADERSHIP

PLAYERS

2014-15

OPPONENTS

TRADITION

RECORDS

PLAYOFFS

HISTORY

MINORS

NHL

MEDIA

ALL-TIME ROSTER

	NAME	GP	G	A	PTS	PIM	POS	UNIFORM NO.	YEARS
2015 CUP	GLOVER, HOWARD	13	0	1	1	2	F	18	1958-59
	GOLDHAM, BOB	165	5	29	34	138	D	2, 3	1947-50
	GOLDSWORTHY, LEROY	34	3	3	5	2	F/D	8, 10	1933-35
	GOODMAN, PAUL	52	0	0	0	0	G	1	1937-41
LEADERSHIP	GOTTSSELIG, JOHNNY	589	176	195	371	203	F	7, 14	1928-41, 42-45
	GOULET, MICHEL	276	92	115	207	212	F	16	1989-94
	GOYER, GERRY	40	1	2	3	4	F	8	1967-68
	GRACIE, BOB	31	4	6	10	27	F	18	1938-39
PLAYERS	GRAHAM, DIRK	546	152	190	342	665	F	8, 33	1988-95
	GRAHAM, TED	185	5	20	25	166	D	3, 12	1927-28, 29-33
	GRIEVE, BRENT	52	3	9	12	51	F	19, 26	1994-96
	GRIGOR, GEORGE	2	1	0	1	0	F	17	1943-44
2014-15	GRIMSON, STU	167	3	4	7	610	F	23	1990-93
	GRONMAN, TUOMAS	16	0	1	1	13	D	46	1996-97
	GROSEK, MICHAL	14	2	4	6	12	F	17	1999-2000
	GROSSO, DON	68	16	16	32	21	F	6, 11	1944-46
OPPONENTS	GUIDOLIN, BEP	262	46	91	137	292	F	16	1948-52
	HACKETT, JEFF	173	0	3	3	30	G	31, 29	1993-98
	HALL, GLENN	618	0	6	6	52	G	1	1957-67
	HALL, MURRAY	25	2	0	2	4	F	7, 19	1961-62, 63-64
TRADITION	HAMILL, RED	360	112	80	192	140	F	3, 12, 15	1941-43, 45-51
	HAMILTON, JEFF	70	18	21	39	22	R	51	2006-07
	HAMILTON, REG	58	1	10	11	33	D	4	1945-47
	HANDZUS, MICHAL	78	8	22	30	26	C	26	2006-07, 13-14
RECORDS	HANKINSON, CASEY	14	0	1	1	9	L	40, 20	2000-02
	HANSON, OSCAR	8	0	0	0	0	D	14	1937-38
	HARMS, JOHN	44	5	5	10	21	F	9	1943-45
	HARRISON, JIM	107	24	36	60	150	F	8	1976-79
PLAYOFFS	HARTMAN, RYAN	5	0	0	0	2	F	38	2015-
	HASEK, DOMINIK	25	0	0	0	8	G	34, 31	1990-92
	HASSARD, BOB	17	0	0	0	4	F	12	1954-55
	HAVLAT, MARTIN	172	64	97	161	80	R	24	2006-09
HISTORY	HAY, BILL	506	113	273	386	244	F	8, 11	1959-67
	HAY, GEORGE	35	14	8	22	12	F	—	1926-27
	HAYES, JIMMY	43	6	7	13	16	R	39, 22	2012-13
	HELENIUS, SAMI	10	0	1	1	28	D	4	2002-03
MINORS	HENDERSON, MATT	4	0	1	1	1	F	16	2001-02
	HENDRY, JORDAN	129	4	9	13	40	D	42, 6	2008-11
	HENRY, BURKE	39	2	6	8	33	D	44	2002-04
	HENRY, CAMILLE	22	5	3	8	2	F	8	1964-65
NHL	HENRY, JIM	60	0	0	0	0	G	1	1948-49
	HERGESHEIMER, PHIL	121	21	41	62	17	F	10	1939-43
	HERGESHEIMER, WALLY	41	2	8	10	12	F	7	1956-57
	HERPERGER, CHRIS	70	10	15	25	25	F	36	1999-2001
MEDIA	HEYLIGER, VIC	34	2	3	5	2	F	9, 18	1937-38, 43-44
	HICKS, DOUG	57	2	15	17	17	D	28	1977-79
	HICKS, WAYNE	1	0	0	0	0	F	8	1960-61
	HIGGINS, TIM	358	79	106	185	335	F	15	1978-84
2008-	HIGHTON, HEC	24	0	0	0	0	G	1	1943-44
	HILBERT, ANDY	28	5	4	9	22	F	20	2005-06
	HILDEBRAND, IKE	10	1	4	5	4	F	14	1953-55
	HILLMAN, WAYNE	164	4	12	16	147	D	18, 20	1961-65
2009-	HINTON, DAN	14	0	0	0	16	F	14, 25	1976-77
	HJALMARSSON, NIKLAS	469	16	85	101	186	D	41, 4	2008-
	HODGE, KEN	133	16	42	58	108	F	14	1964-67
	HOFFMEYER, BOB	11	0	3	3	17	D	26, 28	1977-79
2009-	HOLLINGWORTH, GORD	70	3	9	12	135	D	6	1954-55
	HOLMES, LOUIS	56	2	4	6	8	F	9	1931-33
	HOLMOVIST, MICHAEL	135	16	17	33	47	F	17	2005-07
	HOLT, RANDY	42	0	4	4	60	D	2, 4, 6	1974-78
2009-	HORACEK, TONY	38	1	5	6	99	F	34	1991-92, 93-95
	HORECK, PETE	118	44	43	87	90	F	11, 19	1944-47, 51-52
	HORVATH, BRONCO	68	17	29	46	21	F	9	1961-62
	HOSSA, MARIAN	397	147	190	337	138	F	81	2009-
2008-10	HOUSLEY, PHIL	137	21	47	68	58	D	6	2001-03
	HRKAC, TONY	18	1	2	3	6	F	11	1991-92
	HRYNIAK, STEVE	18	2	1	3	4	D	19	1951-52
	HUCUL, FRED	121	9	17	26	83	D	6, 11, 15, 19	1950-54
2008-10	HUDSON, MIKE	257	38	58	96	274	F	20, 43	1988-93
	HUET, CRISTOBAL	89	0	0	0	6	G	38, 39	2008-10

NAME	GP	G	A	PTS	PIM	POS	UNIFORM NO.	YEARS
HULL, BOBBY	1,036	604	549	1,153	640	F	7, 9, 16	1957-72
HULL, DENNIS	904	298	342	640	255	F	2, 10	1964-77
HUSKA, RYAN	1	0	0	0	0	F	56	1997-98
HUTCHISON, DAVE	163	7	32	39	443	D	5	1979-82
HUTTON, CARTER	1	0	0	0	0	G	33	2013
INGRAM, FRANK	98	24	16	40	69	F	15	1929-32
INGRAM, RON	45	1	6	7	21	D	3, 19	1956-57, 62-63
IRVIN, DICK	94	29	23	52	78	F	2	1926-29
JACKSON, DOUG	6	0	0	0	0	G	1	1947-48
JACKSON, HAROLD	42	1	3	4	6	D	3, 9	1936-38
JACKSON, JOHN	48	2	5	7	38	D	19	1946-47
JACKSON, JEFF	1	0	0	0	2	F	42, 45	1991-92
JANECEYK, BOB	8	0	0	0	2	G	31	1983-84
JANKOWSKI, LOU	107	18	15	33	15	F	10, 19	1953-55
JANSENS, MARK	124	1	6	7	171	F	20	1998-2001
JARRETT, DOUG	721	38	178	216	608	D	20, 4	1964-75
JENKINS, ROGER	155	7	22	29	109	D	8, 9, 16, 18	1930-31, 32-34, 37-39
JOHANSSON, ROGER	11	1	0	1	6	D	26	1994-95
JOHANSSON, MAGNUS	18	0	4	4	4	D	6	2007-08
JOHNSON, AARON	38	3	5	8	33	D	23	2008-09
JOHNSON, GREG	69	11	22	33	38	F	22	1997-98
JOHNSON, NORM	46	3	17	20	33	F	6	1958-60
JOHNSON, RYAN	34	1	5	6	8	C	17	2010-11
JOHNSON, VIRGIL	75	2	9	11	27	D	10, 18, 19	1937-38, 43-45
JOHNSSON, KIM	8	1	2	3	4	D	8	2009-10
JOHNSTON, ED	4	0	0	0	0	G	30	1977-78
JOHNSTON, GEORGE	58	20	12	32	2	F	6, 9	1941-43, 45-47
JOHNSTON, JOEY	32	0	5	5	6	F	8	1975-76
JONES, TY	8	0	0	0	12	F	27	1998-99
KACHUR, ED	96	10	14	24	35	F	8	1956-58
KALETA, ALEX	205	60	84	144	118	F	4, 14	1941-42, 45-48
KANE, PATRICK	576	205	352	557	222	F	88	2007-
KARAKAS, MIKE	209	0	0	0	4	G	1, 18	1935-40, 43-46
KARPOVTSYEV, ALEXANDER	182	7	39	46	105	D	52, 25	2000-04
KEATS, DUKE	35	14	9	23	55	F	5	1927-29
KEITH, DUNCAN	766	75	340	415	465	D	2	2005-
KEITH, MATT	24	2	3	5	14	F	11, 12	2003-07
KELLY, BOB	138	9	16	25	180	F	25	1977-79
KELLY, REGIS	50	18	7	25	7	F	3, 10	1936-37, 40-41
KENDALL, BILL	95	11	6	17	34	F	9, 10	1933-38
KENNEDY, FORBES	69	8	13	21	102	F	10	1956-57
KENNY, ED	5	0	0	0	18	D	10	1934-35
KERR, REG	253	66	92	158	162	F	10	1977-82
KHABIBULIN, NIKOLAI	206	0	5	5	30	G	53, 39	2005-09, 2013
KILGER, CHAD	86	17	19	36	36	F	15	1998-99
KIMBLE, DARIN	79	4	2	6	163	F	20, 29	1993-95
KING, KRIS	13	1	0	1	8	L	16, 12	2000
KLEMM, JON	171	6	31	37	106	D	42	2001-04
KLIMOVICH, SERGEI	1	0	0	0	2	F	17	1996-97
KLINGBEIL, IKE	5	1	2	3	2	D	5	1936-37
KLINKHAMMER, ROB	1	0	0	0	0	L	59	2010
KOCI, DAVID	27	0	0	0	156	L	48	2006-08
KONROYD, STEVE	251	10	47	57	179	D	5	1988-92
KONTIOLA, PETRI	12	0	5	5	6	C	34	2007-09
KOPECKY, TOMAS	155	25	38	63	88	R	82	2009-10
KORAB, JERRY	196	25	34	59	341	D	22	1970-73
KOROLEV, IGOR	192	16	35	51	72	F	22	2001-04
KOROLL, CLIFF	814	208	254	462	359	F	20	1969-80
KOSTKA, MICHAEL	9	2	1	3	8	D	6	2013-14
KRAVCHUK, IGOR	56	7	17	24	34	D	3	1991-93
KRIVOKRASOV, SERGEI	225	42	41	83	146	F	58, 55, 25	1992-98
KRUGER, MARCUS	287	28	56	84	118	F	16	2011-
KRYSKOW, DAVE	83	8	12	20	22	F	14, 17	1972-74
KRYZNOWSKI, ED	5	0	0	0	0	F	6	1952-53
KUCERA, FRANTISEK	232	14	49	63	161	D	6	1990-94
KUKKONEN, LASSE	64	5	10	15	34	D	47, 6	2003-07
KURYLUK, MERV	2	0	0	0	0	F	20	1961-62
L'ABBE, MAURICE	5	0	1	1	0	F	18	1972-73
LACROIX, ANDRE	51	4	7	11	6	F	18	1971-72
LADD, ANDREW	184	37	62	99	99	L	16	2008-10

2015 CUP

LEADERSHIP

PLAYERS

2014-15

OPPONENTS

TRADITION

RECORDS

PLAYOFFS

HISTORY

MINORS

NHL

MEDIA

ALL-TIME ROSTER

	NAME	GP	G	A	PTS	PIM	POS	UNIFORM NO.	YEARS
2015 CUP	LAFLAMME, CHRISTIAN	138	2	23	25	131	D	44, 3	1997-99
	LAFRANCE, LEO	14	1	0	1	4	F	14	1927-28
	LAING, QUINTIN	3	0	1	1	0	F	45	2003-04
	LALANDE, HEC	139	21	37	58	120	F	17, 19	1953-54, 55-58
LEADERSHIP	LALIME, PATRICK	44	0	0	0	8	G	40	2006-08
	LALONDE, SHAWN	1	0	0	0	0	D	42	2013
	LAMOTHE, MARC	2	0	0	0	0	G	31	1999-2000
	LANG, ROBERT	76	21	33	54	50	C	20	2007-08
PLAYERS	LANZ, RICK	1	0	0	0	2	D	42	1991-92
	LAPOINTE, MARTIN	216	30	32	62	251	F	22	2005-08
	LAPRAIRIE, BENJAMIN	7	0	0	0	0	D	3	1936-37
	LARMER, JEFF	45	9	13	22	20	F	10	1983-86
2014-15	LARMER, STEVE	891	406	517	923	475	F	28, 31	1980-93
	LAROCHELLE, WILDOR	70	11	11	22	14	F	14	1935-37
	LAROCQUE, MICHEL	3	0	0	0	0	G	30	2000-01
	LAUER, BRAD	13	0	1	1	6	F	11, 15	1991-93
OPPONENTS	LAVARRE, MARK	78	9	16	25	58	F	7, 15	1985-88
	LEBLANC, DREW	2	0	0	0	0	F	14	2013
	LEBLANC, J.P.	6	1	2	3	0	F	22	1968-69
	LEBLANC, RAY	1	0	0	0	0	G	50	1991-92
TRADITION	LECUYER, DOUG	69	4	10	14	100	F	7	1978-81
	LEDDY, NICK	258	20	73	93	34	D	8	2010-14
	LEDINGHAM, WALT	9	0	1	1	4	F	24	1972-73
	LEHMAN, HUGH	48	0	0	0	0	G	1, 16	1926-28
RECORDS	LEIER, ED	16	2	1	3	2	F	18	1949-51
	LEIGHTON, MICHAEL	42	0	2	2	2	G	30, 49	2002-04
	LEMIEUX, JOCELYN	331	44	57	101	420	F	26	1989-94
	LEPISTO, SAMI	26	1	2	3	4	D	20	2011-12
PLAYOFFS	LEROUX, JEAN-YVES	220	16	22	38	164	F	37, 23	1997-2001
	LESIEUR, ART	2	0	0	0	0	D	12	1928-29
	LESWICK, JACK	37	1	7	8	16	F	9	1933-34
	LESWICK, TONY	70	11	11	22	71	F	8	1955-56
HISTORY	LEVINSKY, ALEX	197	8	24	32	171	D	8	1934-39
	LEWICKI, DANNY	58	8	14	22	4	F	8	1958-59
	LINDSAY, TED	206	44	79	123	385	F	7	1957-60
	LITZENBERGER, ED	438	145	199	344	241	F	12	1954-61
MINORS	LOCKING, NORMAN	52	2	6	8	26	F	9	1934-36
	LOGAN, DAVE	178	4	24	28	348	D	2, 4, 6, 14	1975-80
	LOPRESTI, SAM	74	0	0	0	0	G	1	1940-42
	LOUGHLIN, CLEM	24	0	1	1	16	D	2	1928-29
MEDIA	LOW, REED	6	0	0	0	31	R	34	2006-07
	LOWREY, GERRY	48	8	3	11	32	F	8	1931-32
	LUDZIK, STEVE	413	46	92	138	327	F	29, 31	1981-89
	LUMLEY, HARRY	134	0	0	0	6	G	1	1950-52
NHL	LUNDE, LEN	84	10	29	39	34	F	18	1962-63, 65-66
	LUNDY, PAT	61	9	9	18	9	F	9, 14, 18	1950-51
	LYNN, VIC	40	1	10	11	25	D	10	1952-54
	LYSIAK, TOM	474	137	275	412	240	F	12	1978-86
PLAYOFFS	MACDONALD, CRAIG	25	2	3	5	14	C	27	2006-07
	MACKAY, DAVE	27	3	0	3	26	D	4, 11	1940-41
	MACKAY, MICKEY	70	31	12	43	46	F	6	1926-28
	MACKENZIE, BILL	101	2	3	5	70	D	4, 9	1932-33, 37-40
HISTORY	MACKAY, DAVE	46	2	5	7	149	F	26	1987-89
	MACMILLAN, BOB	36	5	7	12	12	F	11	1984-85
	MACNEIL, AL	260	10	46	56	344	D	19	1962-66
	MADDEN, JOHN	79	10	13	23	12	C	11	2009-10
PLAYOFFS	MAGGS, DARYL	76	7	4	11	8	D/F	17, 4	1971-73
	MAGNUSON, KEITH	589	14	125	139	1442	D	3	1969-80
	MAKI, CHICO	841	143	292	435	345	F	16, 18	1961-74, 75-76
	MAKI, WAYNE	50	5	5	10	32	F	14	1967-69
MEDIA	MALONEY, DAN	131	25	31	56	237	F	19	1970-71, 72-73
	MALONEY, PHIL	45	8	6	14	6	F	18	1958-60
	MANELUK, MIKE	28	4	3	7	8	F	14	1998-99
	MANSON, DAVE	431	45	110	155	1322	D	3, 8, 11, 14, 22	1986-91, 98-2000
PLAYOFFS	MARCH, HAROLD "MUSH"	759	153	230	383	540	F	5	1928-45
	MARCHMENT, BRYAN	149	11	29	40	523	D	2	1991-94
	MARHA, JOSEF	118	12	20	32	28	F	44, 11	1998-2001
	MARIUCCI, JOHNNY	223	11	34	45	308	D	2, 11	1940-42, 45-48
PLAYOFFS	MARKS, JOHN	657	112	163	275	330	F	11	1972-82
	MARQUIS, JEAN	2	0	0	0	0	G	1	1953-54

NAME	GP	G	A	PTS	PIM	POS	UNIFORM NO.	YEARS
MAROTTE, GILLES	192	10	63	73	294	D	2	1967-70
MARSH, PETER	197	24	44	68	156	D	17	1980-84
MARTIN, CLARE	31	1	2	3	8	D	6	1951-52
MARTIN, FRANK	200	8	27	35	78	D	4, 19, 20	1954-58
MARTIN, PIT	740	243	384	627	439	F	7	1967-78
MASNICK, PAUL	11	1	0	1	8	F	18	1954-55
MASON, BOB	41	0	2	2	0	G	31	1987-88
MASON, CHARLEY	13	1	3	4	0	F	14	1938-39
MATTE, JOE	12	0	2	2	8	D	11	1942-43
MATTEAU, STEPHANE	164	35	42	77	198	F	32	1991-94
MAYERS, JAMAL	100	6	11	17	107	R	22	2011-13
MAZUR, ED	15	0	1	1	4	F	19	1956-57
McALPINE, CHRIS	90	0	9	9	68	D	39, 4	2000-02
McAMMOND, DEAN	154	25	40	65	117	F	19, 34	1991-92, 99-2001
McBURNEY, JIM	1	0	1	1	0	F	14	1952
McCABE, BRYAN	79	6	19	25	139	D	44	1999-2000
McCAIG, DOUG	171	3	12	15	138	D	6	1948-51
McCALMON, ED	21	2	0	2	8	F	11	1927-28
McCARTHY, STEVE	134	3	13	16	45	D	5	1999-2004
McCORMACK, JOHN	63	5	7	12	8	F	17	1954-55
McDILL, JEFF	1	0	0	0	0	F	27	1976-77
McDONALD, AB	265	73	107	180	61	F	14	1960-64
McDONALD, BRIAN	8	0	0	0	2	F	17	1967-68
McDONALD, BYRON	26	6	13	19	0	F	16	1944-45
McFADDEN, JIM	159	36	48	84	49	F	18	1951-54
McFARLANE, GORDON	2	0	0	0	0	D	12	1926-27
McFADYEN, DON	164	12	33	45	77	F	15	1932-36
McGILL, BOB	281	10	26	36	641	D	25	1987-91
McGILL, RYAN	9	0	2	2	20	D	45	1991-92
McINTYRE, JACK	231	52	39	91	100	F	11, 20	1953-58
McKAY, RAY	28	0	1	1	35	D	5, 17	1968-71
McKEGNEY, IAN	3	0	0	0	2	D	24	1976-77
McKEGNEY, TONY	9	0	1	1	4	F	11	1990-91
McKENZIE, JOHN	128	20	23	43	118	F	18, 21	1958-59, 63-65
McKINNON, ALEX	44	1	1	2	56	F	6	1928-29
McLEAN, BRETT	78	11	20	31	54	F	53	2002-04
McMAHON, MIKE	20	0	8	8	6	D	4	1968-69
McMURCHY, TOM	46	4	3	7	57	F	22, 23	1983-86
McNEILL, MIKE	23	2	2	4	6	F	41	1990-91
McRAE, BASIL	8	0	0	0	12	F	17	1996-97
McVEIGH, CHARLES	82	18	11	29	33	F	7	1926-28
MELNYK, GERRY	63	5	16	21	6	F	12	1961-62, 64-65
MELOCHE, GILLES	2	0	0	0	0	G	30	1970-71
MENARD, HILLARY	1	0	0	0	0	D	6	1953-54
MENARD, HOWIE	19	2	3	5	8	F	19	1969-70
MICHALUK, ART	5	0	0	0	0	D	4, 20	1947-48
MICHALUK, JOHN	1	0	0	0	0	F	17	1950-51
MICKEY, LARRY	1	0	0	0	0	F	6	1964-65
MICKOSKI, NICK	220	50	65	115	138	F	9	1954-58
MIKITA, STAN	1,394	541	926	1,467	1,270	F	21	1958-80
MILLEN, GREG	13	0	1	1	0	G	29	1989-91
MILLER, EARL	94	16	11	27	114	F	9, 15	1927-32
MILLER, JACK	17	0	0	0	4	F	11, 14	1949-51
MILLER, KEVIN	106	18	24	42	49	F	16, 17	1996-98
MILLER, KIP	10	1	4	5	2	F	14, 23	1995-96
MILLS, BRAD	3	0	0	0	0	C	51	2013
MILLS, CRAIG	27	0	3	3	36	F	46, 39, 22	1997-99
MIRONOV, BORIS	220	21	69	90	231	D	3, 2	1999-2003
MISZUK, JOHN	5	1	1	2	2	D	4, 10	1965-67
MITCHELL, RED	83	4	5	9	67	D	8, 20	1941-43, 44-45
MOEN, TRAVIS	82	4	2	6	142	F	59	2003-04
MOHNS, DOUG	415	116	163	279	367	D/F	2, 11	1964-71
MONTADOR, STEVE	52	5	9	14	45	D	5	2011-12
MOORE, ALFIE	1	0	0	0	0	G	1	1937-38
MORAN, AMBY	21	1	1	2	14	D	12	1927-28
MORE, JAY	17	0	2	2	8	D	4	1997-98
MOREAU, ETHAN	210	33	32	65	284	F	40, 23, 19, 17	1996-99
MORENZ, HOWIE	71	12	36	48	41	F	3	1934-36
MORGAN, JASON	7	1	1	2	6	F	38	2005-06
MORIN, JEREMY	54	8	8	16	56	F	27, 11	2010-14

2015 CUP

LEADERSHIP

PLAYERS

2014-15

OPPONENTS

TRADITION

RECORDS

PLAYOFFS

HISTORY

MINORS

NHL

MEDIA

ALL-TIME ROSTER

	NAME	GP	G	A	PTS	PIM	POS	UNIFORM NO.	YEARS
2015 CUP	MORRISON, BRENDAN	11	0	0	0	6	F	17	2011-12
	MORRISON, DON	59	8	12	20	6	F	5	1950-51
	MORTSON, GUS	390	25	80	105	649	D	2	1952-58
	MOSDELL, KEN	25	2	4	6	10	F	18	1956-57
LEADERSHIP	MOSIENKO, BILL	711	258	282	540	121	F	8, 10	1941-55
	MUIR, BRYAN	64	3	7	10	63	D	37, 45	1998-99
	MULVEY, GRANT	574	148	133	281	797	F	22	1974-83
	MUNI, CRAIG	18	0	4	4	12	D	3	1992-94
PLAYERS	MUNRO, ADAM	17	0	1	1	2	G	30	2003-06
	MURPHY, JOE	210	83	96	179	304	F	17	1992-96
	MURPHY, RON	459	105	127	232	233	F	10	1957-64
	MURRAY, BOB	1008	132	382	514	873	D	6	1975-90
2014-15	MURRAY, CHRIS	4	0	0	0	14	F	15	1998-99
	MURRAY, TROY	688	197	291	488	707	F	19	1981-91, 92-94
	NABOKOV, DMITRI	25	7	4	11	10	F	46	1997-98
	NASREDDINE, ALAIN	7	0	0	0	19	D	32	1998-99
OPPONENTS	NATRASS, RALPH	223	18	38	56	308	D	5, 17	1946-50
	NESTERENKO, ERIC	1013	207	288	495	1012	F	15	1956-72
	NICHOL, SCOTT	75	7	11	18	145	F	12	2003-04
	NICHOLLS, BERNIE	107	41	70	111	92	F	92	1994-96
TRADITION	NICHOLSON, HICKEY	2	1	0	1	0	F	14	1937-38
	NICKULAS, ERIC	21	1	1	2	8	F	20	2003-04
	NIEMI, ANTTI	42	0	0	0	0	G	31	2009-10
	NIEMINEN, VILLE	60	2	11	12	40	F	20	2003-04
RECORDS	NIKOLUSHIN, ANDREI	60	6	15	21	26	F	11	2002-03
	NOONAN, BRIAN	329	63	85	148	300	F	10	1987-94
	NORDQVIST, JONAS	3	0	2	2	2	F	32	2006-07
	NORDSTROM, JOAKIM	54	1	5	6	6	F	42	2013-15
PLAYOFFS	NORRIS, JACK	10	0	0	0	0	G	30	1967-69
	NORTHCOTT, LAWRENCE	46	5	7	12	9	F	11	1938-39
	NYLANDER, MICHAEL	239	63	117	180	112	F	37, 92	1999-03
	NYLUND, GARY	179	14	37	51	461	D	22	1986-89
HISTORY	O'CALLAHAN, JACK	303	15	64	79	393	D	5	1982-87
	O'CONNELL, MIKE	166	18	61	79	106	D	14	1977-81
	ODELEIN, LYLE	77	7	6	13	80	D	7	2002-03
	O'DONNELL, SEAN	51	0	7	7	23	D	6	2011-12
MINORS	ODUYA, JOHNNY	219	9	34	43	74	D	27	2012-15
	O'SHEA, DANNY	66	10	16	26	38	F	11	1970-72
	OGILVIE, BRIAN	12	1	2	3	4	F	18	1972-73
	OLCZYK, ED	322	77	132	209	274	F	16	1984-87, 98-2000
NHL	OLESZ, ROSTISLAV	6	0	0	0	6	F	85	2011
	OLMSTEAD, BERT	94	22	32	54	44	F	14, 19	1948-51
	OLSEN, DYLAN	28	0	1	1	6	D	34	2012
	ORBAN, BILL	84	7	8	15	50	F	6	1967-69
MEDIA	ORR, BOBBY	26	6	21	27	29	D	4	1976-77, 78-79
	OUELLETTE, EDDIE	45	3	2	5	11	F	16	1935-36
	PAHLSSON, SAMUEL	13	2	1	3	2	F	26	2009
	PALANGIO, PETE	49	10	10	20	20	F	18	1936-38
NHL	PALOTTA, MICHAEL	1	0	1	1	0	D	47	2015
	PALMER, ROB	16	0	3	3	2	F	14	1973-76
	PANG, DARREN	81	0	9	9	6	G	34, 40	1984-85, 87-89
	PAPIKE, JOE	20	3	3	6	4	F	11, 14	1940-42, 44-45
NHL	PAPPIN, JIM	488	216	228	444	447	F	8	1968-75
	PARENTEAU, PIERRE	5	0	1	1	2	F	58	2006-07
	PASSMORE, STEVE	93	0	1	1	19	G	29, 37	1999-00, 01-04
	PATERSON, RICK	430	50	43	93	136	F	8, 26, 27	1979-87
NHL	PAYNTER, KENT	3	0	0	0	4	D	7, 33, 38	1987-89
	PELENSKY, PERRY	4	0	0	0	5	F	34	1983-84
	PELLETIER, MARCEL	6	0	0	0	2	G	1	1950-51
	PELLETIER, PASCAL	7	0	0	0	0	F	27	2008-09
NHL	PELUSO, MIKE	118	12	4	16	743	F/D	26, 44	1989-92
	PELUSO, MIKE	37	4	2	6	19	F	17	2001-02
	PERRAULT, YANIC	53	9	5	14	24	F	94	2007-08
	PETERS, JIM	185	43	44	87	53	F	7, 14, 15	1951-54
NHL	PHILLIPOFF, HAROLD	23	0	4	4	26	F	19	1978-80
	PILOTE, PIERRE	821	77	400	477	1205	D	3, 21, 22	1955-68
	PINDER, GERRY	149	32	38	70	76	F	18	1969-71
	PIRRI, BRANDON	35	6	7	13	6	F	37	2010-13
NHL	PISANI, FERNANDO	60	7	9	16	10	F	15	2010-11

NAME	GP	G	A	PTS	PIM	POS	UNIFORM NO.	YEARS
PLANTE, DEREK	17	1	1	2	2	F	12	1999-2000
PLANTE, PIERRE	77	10	18	28	59	F	15	1977-78
PLAYFAIR, JIM	19	1	3	4	49	D	20, 37, 39	1987-89
POAPST, STEVE	220	7	23	30	118	D	42, 8	2000-04
POETA, TONY	1	0	0	0	0	F	34	1951-52
POILE, BUD	58	23	29	52	16	F	11, 19	1947-49
PORTLAND, JACK	21	1	4	5	24	D	11	1939-41
POSA, VICTOR	2	0	0	0	2	F	34	1985-86
POTULNY, RYAN	3	0	0	0	2	F	21	2010-11
POULIN, PATRICK	141	34	36	70	109	F	44	1993-96
POWELL, RAY	31	7	15	22	2	F	12, 18	1950-51
POWIS, GEOFFREY	2	0	0	0	0	F	5	1967-68
POWIS, LYNN	57	8	13	21	6	F	12	1973-74
PRESLEY, WAYNE	354	95	93	186	495	F	17	1984-91
PRESTON, RICH	356	88	118	206	238	F	11, 16	1979-84, 86-87
PRICE, JACK	57	4	6	10	24	D	9, 19	1951-54
PROBERT, BOB	461	49	76	125	1,210	F	24	1995-2002
PROKOPEC, MIKE	15	0	0	0	11	F	23	1995-97
PRYSTAI, METRO	243	60	56	116	111	F	4, 6, 17	1947-50, 54-56
PURPUR, CLIFF	119	24	33	57	38	F	3, 4	1941-45
QUACKENBUSH, MAX	14	0	1	1	4	D	19, 20	1951-52
QUINT, DERON	51	4	7	11	18	D	2	2003-04
QUINTAL, STEPHANE	72	1	18	19	60	D	4	2000-01
RAANTA, ANTTI	39	0	1	1	0	G	31	2013-15
RADULOV, IGOR	43	9	7	16	22	F	50	2002-04
RAGLAN, CLARENCE	67	1	8	9	38	D	3, 6, 19	1951-53
RAMSEY, LES	11	2	2	4	2	F	15	1944-45
RAVLICH, MATT	245	5	47	52	254	D	5	1964-69
REDMOND, DICK	341	71	156	227	218	D	15	1972-77
REEKIE, JOE	17	0	2	2	28	D	23	2001-02
REGIN, PETER	21	2	3	5	2	F	12	2014-15
REIBEL, EARL	40	4	12	16	6	F	9	1957-58
REID, TOM	86	0	7	7	37	D	4	1967-69
REISE, LEO, Jr.	23	0	0	0	24	D	8	1945-47
RHEAUME, PASCAL	19	0	2	2	4	F	15	2001-02
RIBBLE, PAT	35	2	5	7	22	D	5	1978-80
RICHARDS, BRAD	76	12	25	37	12	F	91	2014-15
RICHARDSON, DAVE	3	0	0	0	2	F	6	1965-66
RICHMOND, DANNY	39	0	2	2	68	D	44	2005-08
RILEY, JIM	15	0	2	2	14	D/F	14	1926-27
RIPLEY, VIC	177	41	24	65	126	F	4	1928-33
ROBERTS, MOE	1	0	0	0	0	G	1	1951-52
ROBIDAS, STEPHANE	45	2	10	12	33	D	17	2003-04
ROBIDOUX, FLORENT	52	7	4	11	75	F	19, 22, 25	1980-82, 83-84
ROBINSON, DOUG	40	2	9	11	8	F	5, 14	1964-65
ROBINSON, EARL	47	9	6	15	13	F	10	1938-39
RODDEN, EDDIE	28	3	5	8	6	F	8	1926-28
ROENICK, JEREMY	524	267	329	596	570	F	51, 27	1988-96
ROLLINS, AL	308	0	1	1	39	G	1	1952-57
ROMANCHYCH, LARRY	10	0	2	2	2	F	28	1970-71
ROMNES, ELWYN "DOC"	309	61	119	180	42	F	12, 17, 19	1930-39
ROTA, DARCY	448	117	110	227	450	F	18	1973-79
ROYER, REMI	18	0	0	0	67	D	6	1998-99
ROZSIVAL, MICHAL	134	2	31	33	68	D	32	2015-15
RUCINSKI, MIKE	1	0	0	0	0	F	36	1988-89
RUNDBLAD, DAVID	54	3	14	17	12	D	5	2014-
RUSKOWSKI, TERRY	211	30	138	168	609	F	8	1979-83
RUSSELL, CAM	361	8	18	26	788	D	52, 8	1989-98
RUSSELL, PHIL	504	53	176	229	1,288	D	5	1972-79
RUUTU, TUOMO	228	48	60	108	259	F	15	2003-08
RUUTTU, CHRISTIAN	158	28	62	90	208	F	22	1992-95
RYCHEL, WARREN	2	0	0	0	17	F	23, 42	1988-89, 90-91
SAAD, BRANDON	208	52	74	126	44	F	43, 20	2011-15
SALMELAINEN, TONY	57	6	1	17	26	L	8	2006-07
SAMSONOV, SERGEI	23	0	4	4	6	F	14	2007-08
SANDFORD, ED	57	12	9	21	56	F	10	1955-56
SANIPASS, EVERETT	126	17	26	43	309	F	7	1986-90
SASAKAMOOSSE, FRED	11	0	0	0	6	F	21	1953-54
SAUVE, BOB	84	0	5	5	33	G	31, 40	1985-87

2015 CUP

LEADERSHIP

PLAYERS

2014-15

OPPONENTS

TRADITION

RECORDS

PLAYOFFS

HISTORY

MINORS

NHL

MEDIA

ALL-TIME ROSTER

	NAME	GP	G	A	PTS	PIM	POS	UNIFORM NO.	YEARS
2015 CUP	SAVARD, DENIS	881	377	719	1,096	1,005	F	18	1980-90, 95-97
	SAVARD, JEAN	42	7	12	19	29	F	27	1977-79
	SCEVOUR, DARIN	1	0	0	0	0	F	32	1986-87
	SCHAEFFER, PAUL	5	0	0	0	6	D	15	1936-37
	SCHMAUTZ, BOBBY	76	12	9	21	43	F	19	1967-69
	SC LISIZI, ENIO	14	0	2	2	0	F	14	1952-53
	SCOTT, JOHN	69	0	2	2	120	D/F	32	2010-12
	SEABROOK, BRENT	763	71	247	318	516	D	7	2005-
	SECORD, AL	466	215	159	372	1,426	F	14, 20	1980-87, 89-90
	SEDLBAUER, RON	84	25	13	38	26	F	19	1979-81
LEADERSHIP	SEIBERT, EARL	477	57	131	188	387	D	17	1935-45
	SHANTZ, JEFF	312	36	80	116	155	F	11	1993-98
	SHARP, PATRICK	679	239	272	511	397	F	10	2005-15
	SHARPLEY, GLEN	71	19	23	42	23	F	7	1980-82
	SHAW, ANDREW	244	56	47	103	231	F	65	2012-
	SHEA, PAT	10	1	0	1	0	D	10	1931-32
	SHEEHAN, BOBBY	78	11	20	31	18	F	27	1975-76
	SHELTON, DOUG	5	0	1	1	2	F	19	1967-68
	SHEPPARD, JOHN	38	3	4	7	4	F	4	1933-34
	SHILL, JACK	51	6	7	13	12	D	3	1937-39
2014-15	SHMYR, PAUL	84	2	16	18	75	D	3, 4, 23, 24	1968-71
	SIMON, CHRIS	61	12	6	18	125	F	17	2002-03
	SIMON, JOHN	29	0	1	1	9	D	17	1944-45
	SIMPSON, KENT	1	0	0	0	0	G	40	2013
	SIMPSON, REID	91	8	6	14	247	F	33	1997-99
	SIMPSON, TODD	45	0	3	3	116	D	27	2005-06
	SKALDE, JARROD	7	0	1	1	4	F	16	1997-98
	SKILLE, JACK	79	12	13	25	30	R	11, 20	2007-11
	SKORODENSKI, WARREN	32	0	0	0	2	G	1	1981-82, 84-87
	SKOV, GLEN	346	44	75	119	150	F	14	1955-60
TRADITION	SLEAVER, JOHN	13	1	0	1	6	F	15	1953-54, 56-57
	SLOAN, TOD	196	58	78	136	181	F	9	1958-61
	SMITH, BEN	156	23	16	39	4	F	57, 28	2010-15
	SMITH, CLINT	202	81	121	202	12	F	2, 3	1943-47
	SMITH, DES	24	1	4	5	27	D	11	1939-40
	SMITH, GARY	51	0	0	0	5	G	1	1971-73
	SMITH, GLEN	2	0	0	0	0	F	1	1950-51
	SMITH, STEVE	317	25	111	136	920	D	3, 5	1991-97
	SMITH, WAYNE	2	1	1	2	2	D	5	1966-67
	SMOLENAK, RADEK	1	0	0	0	5	L	52	2010
RECORDS	SMOLINSKI, BRYAN	62	14	23	37	29	C	11	2006-07
	SMYTH, GREG	60	0	3	3	141	D	3	1993-95
	SOLHEIM, KEN	5	2	0	2	0	F	5	1980-81
	SOMERS, ART	77	14	19	33	107	F	6	1929-31
	SOPEL, BRENT	154	3	27	30	70	D	5	2007-10
	SOUCY, CHRISTIAN	1	0	0	0	0	G	50	1993-94
	SPACEK, JAROSLAV	155	15	45	60	97	D	3, 6	2000-02, 05-06
	ST. LAURENT, DOLLARD	269	10	51	61	190	D	19	1958-62
	ST. PIERRE, MARTIN	21	1	3	4	8	F	47	2005-08
	STALBERG, VIKTOR	203	43	47	90	102	R	25	2010-13
PLAYOFFS	STANFIELD, FRED	107	10	12	22	16	F	6, 18	1964-67
	STANFIELD, JACK	1	0	0	0	0	F	10	1965-66
	STANLEY, ALLAN	111	14	29	43	92	D	4	1954-56
	STANLEY, BARNEY	2	0	0	0	0	F	14	1927-28
	STANTON, RYAN	1	0	0	0	2	D	55	2013
	STAPLETON, MIKE	125	9	21	30	82	F	12, 15, 16	1986-89, 90-92
	STAPLETON, PAT	545	41	286	327	303	D	12	1965-73
	STASIUK, VIC	37	6	4	10	8	F	17, 18	1949-51
	STEVENSON, DOUG	4	0	0	0	0	G	1	1944-46
	STEWART, GAYE	178	70	66	136	174	F	10, 15	1947-50
HISTORY	STEWART, JACK	63	1	5	6	61	D	2	1950-52
	STEWART, KARL	37	2	3	5	43	L	57	2006-07
	STEWART, KEN	6	1	1	2	0	D	10	1941-42
	STRATTON, ART	2	0	0	0	0	F	10	1965-66
	STRUDWICK, JASON	102	3	6	9	160	F/D	34	2002-04
	SULLIVAN, FRANK	2	0	0	0	0	D	—	1954-56
	SULLIVAN, RED	132	33	68	101	109	F	7, 8, 21	1954-56
	SULLIVAN, STEVE	370	118	185	303	251	F	15, 26	1999-2004
	SUOMI, AL	5	0	0	0	0	F	14	1936-37
	SUTER, GARY	301	53	126	179	284	D	6, 20	1993-98
MINORS									
NHL									
MEDIA									

NAME	GP	G	A	PTS	PIM	POS	UNIFORM NO.	YEARS
SUTTER, BRENT	417	76	143	219	293	F	12	1991-98
SUTTER, DARRYL	406	161	118	279	286	F	27	1979-87
SUTTER, DUANE	184	18	32	50	440	F	12, 16	1987-90
SUTTER, RICH	98	12	14	26	136	F	15	1993-95
SYKORA, MICHAL	56	2	12	14	22	D	6	1997-98
TAFFE, JEFF	1	0	0	0	0	C	23	2010
TALLAS, ROBBIE	12	0	0	0	0	G	32	2000-01
TALLON, DALE	325	44	112	156	296	D	19	1973-78
TANTI, TONY	3	1	0	1	0	F	8, 11	1981-83
TAYLOR, HARRY	15	1	1	2	0	D	9, 15	1951-52
TAYLOR, RALPH	77	2	1	3	137	D	12	1927-30
TEPPER, STEPHEN	1	0	0	0	0	F	68	1992-93
TERAVAINEN, TEUVO	37	4	5	9	2	F	86	2014-
TERBENCHE, PAUL	68	3	7	10	8	D	18	1967-68
TERRERI, CHRIS	28	0	1	1	2	G	40	1997-98
THIBAUT, JOCELYN	3221	0	4	4	12	G	41	1998-2004
THOMAS, CY	6	1	0	1	8	F	15	1947-48
THOMAS, STEVE	334	110	120	230	423	F	32	1987-92, 2001-03
THOMPSON, PAUL	365	118	146	264	192	F	6	1931-39
THOMS, BILL	252	63	112	175	57	F	12	1938-45
THOMSON, BILL	1	0	0	0	0	F	16	1943-44
THOMSON, JIM	70	4	7	11	75	D	5	1957-58
THORNTON, SHAWN	31	2	1	3	70	F	49, 33, 29	2002-06
TICHY, MILAN	13	0	1	1	30	D	43	1992-93
TIMGREN, RAY	14	1	1	2	2	F	16, 19	1954-55
TIMONEN, KIMMO	16	0	0	0	2	D	44	2015
TODD, KEVIN	35	5	6	11	16	F	14	1993-94
TOEWS, JONATHAN	565	223	283	506	293	F	19	2007-
TONELLI, JOHN	33	1	7	8	37	F	72	1991-92
TOPPAZZINI, JERRY	84	14	21	35	77	F	19	1953-55
TOPPAZZINI, ZELLIO	7	0	0	0	0	F	15	1956-57
TORKKI, JARI	4	1	0	1	0	F	44	1988-89
TOUPIN, JAQUES	8	1	2	3	0	F	9	1943-44
TOWNSEND, ART	4	0	0	0	0	D	11	1926-27
TRAPP, BOB	78	4	4	8	129	D	2	1926-28
TRAUB, PERCY	37	0	2	2	93	D	—	1926-27
TREFILOV, ANDREI	7	0	0	0	0	G	45, 29	1997-98
TRIMPER, TIM	30	6	10	16	10	F	28, 38	1979-80
TRUDEL, LOUIS	211	27	46	73	94	F	11, 16	1933-38
TURCO, MARTY	29	0	0	0	6	G	30	2010-11
TURNER, BOB	139	11	5	16	72	D	2	1961-63
TUTEN, AUDLEY	39	4	8	12	48	D	2	1941-43
UBRIACO, GENE	21	1	1	2	2	F	19	1969-70
ULANOV, IGOR	53	1	8	9	92	D	6, 45	1995-96
UNDERHILL, MAIT	1	0	0	0	0	G	40	2003-04
VAIVE, RICK	106	55	39	94	168	F	27	1987-89
VALK, GARRY	16	0	1	1	6	F	15	2002-03
VANDENBUSSCHE, RYAN	263	7	10	17	592	F	34, 32, 19, 14, 23	1998-2004
VANDERMEER, JIM	171	11	41	52	271	D	23	2003-07
VAN DORP, WAYNE	69	7	4	11	326	F	23	1988-90
VAN IMPE, ED	61	8	11	19	111	D	2	1966-67
VAN RIEMSDYK, TREVOR	18	0	1	1	2	D	57	2014-
VARIS, PETRI	1	0	0	0	0	F	17	1997-98
VASKO, ELMER	641	32	153	185	606	D	4, 22	1956-66
VAYDIK, GREG	5	0	0	0	0	F	24	1976-77
VEISOR, MIKE	62	0	2	2	0	G	1	1973-75, 76-80
VILLEMURE, GILLES	21	0	0	0	0	G	1	1975-77
VERMETTE, ANTOINE	19	0	3	3	6	F	80	2015
VERSTEEG, KRIS	294	68	96	164	158	F	32, 23	2007-10, 13-15
VINCELETTE, DAN	166	20	20	40	288	F	11, 16, 17, 29, 32	1987-90, 91-92
VOKES, ED	5	0	0	0	0	F	8	1930-31
VON ARX, RETO	19	3	1	4	4	C	17	2000-01
VOPAT, ROMAN	3	0	0	0	4	F	14	1998-99
VOROBIEV, PAVEL	57	10	15	25	38	F	32	2003-07
VOSS, CARL	34	3	8	11	0	F	14	1937-38
VRBATA, RADIM	122	27	48	75	42	D	16	2005-07
WAITE, JIMMY	58	0	1	1	0	G	29, 30, 36, 49, 60	1988-93, 94-97
WALKER, MATT	65	1	13	14	79	D	8	2008-09
WALTON, MIKE	26	6	3	9	4	F	16	1978-79
WARD, DON	3	0	0	0	0	D	4	1957-58

2015 CUP

LEADERSHIP

PLAYERS

2014-15

OPPONENTS

TRADITION

RECORDS

PLAYOFFS

HISTORY

MINORS

NHL

MEDIA

ALL-TIME ROSTER

2015 CUP	LEADERSHIP	PLAYERS	2014-15	OPPONENTS	TRADITION	RECORDS	PLAYOFFS	HISTORY	MINORS	NHL	MEDIA
----------	------------	---------	---------	-----------	-----------	---------	----------	---------	--------	-----	-------

NAME	GP	G	A	PTS	PIM	POS	UNIFORM NO.	YEARS
WARES, EDDIE	105	8	18	26	55	D/F	15	1945-47
WASNIE, NICK	15	1	0	1	22	F	13	1927-28
WATSON, BILL	115	23	36	59	12	F	11, 14	1985-89
WATSON, HARRY	168	36	49	85	19	F	5	1954-57
WEINRICH, ERIC	356	21	92	113	309	D	2	1993-98
WENTWORTH, CY	216	17	14	41	145	D	10	1927-32
WERENKA, BRAD	9	0	0	0	8	D	3	1995-96
WHARRAM, KEN	766	252	281	533	222	F	11, 17, 21	1951-56, 58-69
WHITE, BILL	415	30	149	179	336	D	2	1969-76
WHITE, PETER	54	3	4	7	10	F	11, 16	2001-03
WHITE, TODD	43	6	8	14	22	C	26	1997-2000
WIEBE, ART	414	14	27	41	201	D	2, 10, 11	1932-44
WILKINSON, NEIL	72	3	9	12	116	D/F	23	1993-94
WILLIAMS, JASON	63	17	25	42	42	C	29	2006-08
WILLIAMS, SEAN	2	0	0	0	4	F	53	1991-92
WILSON, BEHN	262	39	105	144	607	D	23	1983-86, 87-88
WILSON, CULLY	39	8	4	12	40	F	—	1926-27
WILSON, DOUG	938	225	554	779	764	D	24	1977-91
WILSON, JOHNNY	140	42	39	81	36	F	16	1955-57
WILSON, LARRY	131	21	44	65	63	F	7, 16	1953-56
WILSON, RIK	14	4	5	9	6	D	3, 44	1987-88
WILSON, ROBERT	1	0	0	0	0	D	—	1953-54
WILSON, ROGER	7	0	2	2	6	D	6	1974-75
WISNIEWSKI, JAMES	168	13	43	56	192	D	43	2005-09
WISTE, JIM	29	0	8	8	8	F	18, 22	1968-70
WITLUK, STEVE	33	3	8	11	14	F	9, 15	1951-52
WOIT, BEN	72	1	8	9	48	D	6	1955-57
WYLLIE, DUANE	14	3	3	6	2	F	24, 27	1974-75, 76-77
YAKUBOV, MIKHAIL	40	2	9	11	16	F	36, 12	2003-06
YAREMCHUK, KEN	188	30	43	73	78	F	7, 15	1983-86
YAWNEY, TRENT	280	16	55	71	398	D	8, 5	1987-91, 97-99
YOUNG, BRIAN	8	0	2	2	6	D	25	1980-81
YOUNG, HOWIE	96	3	14	17	166	D	2, 3	1963-64, 68-69
YSEBAERT, PAUL	26	9	8	17	14	F	14	1993-95
ZAHARKO, MILES	58	4	13	17	58	D	7, 8, 26	1978-79, 80-82
ZEIDEL, LARRY	64	1	6	7	102	D	6	1953-54
ZELEPUKIN, VALERI	36	3	4	7	18	L	29	2000-01
ZHAMNOV, ALEX	528	140	284	424	419	C	26, 36, 13	1996-2004
ZMOLEK, DOUG	105	2	21	23	162	D	4	1998-2000
ZOBOROSKY, MARTY	1	0	0	0	2	D	3	1944-45
ZYLIZIN, ANDREI	32	2	3	5	38	D	27	2007-08

ALL-TIME GOALIE REGISTER

NAME	GP	W	L	T	OT	SO	MINS	GA	AVG	A	PIM
TONY ESPOSITO	873	418	302	147	-	74	51,839	2,529	2.93	25	31
GLENN HALL	618	275	229	106	-	51	36,621	1,585	2.60	6	52
ED BELFOUR	415	201	138	56	13	30	23,678	1,047	2.65	18	240
COREY CRAWFORD	268	147	79	-	34	12	15,413	601	2.34	3	14
JOCelyn THIBault	321	137	142	37	12	28	18,605	816	2.63	4	12
MURRAY BANNERMAN	288	116	125	33	-	8	16,450	1,051	3.83	10	37
MIKE KARAKAS	331	114	165	52	-	28	20,306	984	2.91	1	9
CHARLIE GARDINER	316	112	152	52	-	42	19,687	664	2.02	0	2
NIKOLAI KHABIBULIN	206	91	80	-	25	6	11,766	557	2.84	5	30
DENIS DEJORDY	198	90	69	32	-	13	11,302	518	2.75	2	2
AL ROLLINS	308	81	171	56	-	17	18,480	933	3.03	1	39
JEFF HACKETT	173	63	75	25	11	14	9,849	403	2.45	3	30
CRISTOBAL HUET	89	46	29	-	8	7	5,082	213	2.51	0	6
BOB SAUVE	84	38	32	7	-	1	4,759	297	3.74	5	33
RAY EMERY	55	32	10	-	4	3	2,890	119	2.47	1	2
SAM LOPRESTI	74	30	38	6	-	4	4,530	236	3.13	0	0
ALAIN CHEVRIER	66	29	25	5	2	0	3,467	224	3.88	2	6
HARRY LUMLEY	134	29	85	19	-	5	7,965	487	3.67	0	6
ANTTI NIEMI	42	27	8	-	5	7	2,332	90	2.32	1	0
DARREN PANG	81	27	35	7	1	0	4,251	287	4.05	9	6
LORNE CHABOT	48	26	17	5	-	8	2,940	88	1.80	0	0
GARY SMITH	51	24	15	8	-	5	2,880	141	2.94	0	5
EMILE FRANCIS	73	24	43	6	-	1	4,380	287	3.93	0	6
PAUL GOODMAN	52	23	20	9	-	6	3,240	117	2.17	0	0
FRANK BRIMSEK	70	22	38	10	-	5	4,200	244	3.49	0	2
DAVE DRYDEN	68	21	23	8	-	4	3,200	171	3.21	2	0
JIM HENRY	60	21	31	8	-	0	3,600	211	3.52	0	0
ANTTI RAANTA	39	20	9	0	5	3	2,189	88	2.41	1	0
PATRICK LALIME	44	20	18	-	3	2	2,473	119	2.89	0	8
JACQUES CLOUTIER	53	20	18	2	1	2	2,581	136	3.16	0	10
HUGH LEHMAN	48	20	24	4	-	6	3,047	136	2.68	0	0
MIKE VEISOR	62	20	24	15	-	3	3,577	197	3.30	2	0
STEVE PASSMORE	73	19	32	10	4	1	3,965	181	2.74	1	19
GERRY DESJARDINS	32	17	8	6	-	0	1,817	78	2.58	1	6
BERT GARDINER	50	17	18	15	-	1	3,020	180	3.58	0	0
JIMMY WAITE	58	14	23	7	2	2	2,864	174	3.64	1	0
DOMINIK HASEK	25	13	4	2	0	1	1,209	52	2.58	0	8
BOB MASON	41	13	18	8	1	0	2,309	160	4.16	2	0
PAUL BIBEAULT	41	13	25	3	-	1	2,460	170	4.15	0	2

2015 CUP

LEADERSHIP

PLAYERS

2014-15

OPPONENTS

TRADITION

RECORDS

PLAYOFFS

HISTORY

MINORS

NHL

MEDIA

ALL-TIME GOALIE REGISTER

2015 CUP	LEADERSHIP	PLAYERS	2014-15	OPPONENTS	TRADITION	RECORDS	PLAYOFFS	HISTORY	MINORS	NHL	MEDIA
----------	------------	---------	---------	-----------	-----------	---------	----------	---------	--------	-----	-------

NAME	GP	W	L	T	OT	SO	MINs	GA	AVG	A	PIM
CHRIS TERRERI	28	12	11	4	0	2	1,651	68	2.47	1	2
CRAIG ANDERSON	56	12	29	2	4	2	3,029	161	3.19	1	18
WARREN SKORODENSKI	32	12	11	4	-	2	1,671	93	3.34	0	2
TURCO, MARTY	29	11	11	-	3	1	1,631	82	3.02	1	6
HEC HIGHTON	24	10	14	0	-	0	1,440	108	4.50	0	0
SCOTT DARLING	14	9	4	-	0	1	419	27	1.94	0	0
MICHAEL LEIGHTON	42	8	21	10	4	3	2,434	120	2.96	2	2
MARK FITZPATRICK	27	6	8	6	1	0	1,403	64	2.74	1	8
HANK BASSEN	33	6	18	9	-	1	1,980	103	3.12	0	2
GREG MILLEN	13	5	5	1	0	0	633	36	3.41	1	0
ADAM MUNRO	17	4	10	1	3	1	926	51	3.30	1	2
JACK NORRIS	10	3	3	0	-	1	434	32	4.42	0	0
MICHEL DUMAS	8	2	1	2	-	0	362	24	3.98	1	0
DOUG JACKSON	6	2	3	1	-	0	360	42	7.00	0	0
BOB JANECKY	8	2	3	1	-	0	412	28	4.08	0	2
GILLES MELOCHE	2	2	0	0	-	0	120	6	3.00	0	0
DOUG STEVENSON	4	2	2	0	-	0	240	19	4.75	0	0
ROBBIE TALLAS	12	2	7	0	0	0	627	35	3.35	0	0
GILLES VILLEMURE	21	2	11	6	-	0	1,109	85	4.60	0	0
BRIAN BOUCHER	15	1	10	-	3	1	826	45	3.27	0	0
SEBASTIEN CARON	1	1	0	-	0	0	60	1	1.00	0	0
BILL DICKIE	1	1	0	0	-	0	60	3	3.00	0	0
ED JOHNSTON	4	1	3	0	-	0	240	17	4.25	0	0
MARC LAMOTHE	2	1	1	0	0	0	116	10	5.16	0	0
RAY LEBLANC	1	1	0	0	0	0	60	1	1.00	0	0
MARCEL PELLETIER	6	1	5	0	-	0	355	29	4.90	0	2
ANDREI TREFILOV	7	1	5	0	0	0	324	21	3.89	0	0
RED ALMAS	1	0	1	0	-	0	60	5	5.00	0	0
KENNETH BROWN	1	0	0	0	-	0	18	1	3.33	0	0
CHRIS CLIFFORD	2	0	0	0	0	0	24	0	0.00	0	0
WILF CUDE	1	0	0	0	-	0	41	9	13.17	0	0
RAY FREDERICK	5	0	4	1	-	0	300	22	4.40	0	0
JOHN GELINEAU	2	0	2	0	-	0	120	18	9.00	0	0
MICHEL LAROCQUE	3	0	2	0	0	0	152	9	3.55	0	0
JEAN MAROIS	2	0	2	0	-	0	120	11	5.50	0	0
MOE ROBERTS	1	0	0	0	-	0	20	0	0.00	0	0
KENT SIMPSON	1	0	0	0	-	0	20	2	6.00	0	0
CHRISTIAN SOUCY	1	0	0	0	0	0	3	0	0.00	0	0
CARTER HUTTON	1	0	1	0	0	0	59	3	3.06	0	0
MATT UNDERHILL	1	0	1	0	1	0	61	4	3.95	0	0
EMPTY NET GOALS								285			
TOTALS	6,106	2,590	2,584	814	118	418	369,540	18,255	2.96	115	669



CHICAGO BLACKHAWKS

MINORS

CLUB INFORMATION

Founded:	1999
Home Arena:	BMO Harris Bank Center
Seating Capacity:	5,895
Address:	300 Elm St., Rockford, IL 61101
Phone:	815-986-6465
Fax:	815-963-0974
Website:	icehogs.com
Colonial Cup (UHL):	2007
2014-15 record:	46-23-5-2 (99 points)
2014-15 finish:	4th, Western Conference
2015 playoffs:	Conference Semifinals (def. by Grand Rapids 4-1)

2015-16 STAFF DIRECTORY

MANAGEMENT

GM of Minor League Affiliates:	Mark Bernard
Executive Director:	Troy Flynn
Director, Business Operations:	Mike Peck
Director, Ticket Sales:	Curtis Tousant
Director, Corporate Sales:	Julia Johnson

HOCKEY OPERATIONS

Head Coach:	Ted Dent
Associate Coach:	Mark Osiecki
Developmental Goaltending Coach:	Peter Aubry
Head Athletic Trainer:	D.J. Jones, M.S., A.T.C.
Head Equipment Manager:	Russ Holden
Assistant Equipment Manager:	Brian Schmidt
Strength and Conditioning Coach:	Shane Lawson
Video Coach:	Adam Gill
Massage Therapist:	Mike Harling

BUSINESS OPERATIONS

Communications Manager:	Nate Haeni
Communications Coordinator/Broadcaster:	Bob Mills
Multi-Media Manager:	Jim Gade
Game Operations/Community Relations Coordinator:	Fritz Stillings
Sales Coordinator:	Vickie Wilkin
Season Ticket Sales Coordinator:	Ryan Woodrow
Personal Ticket Consultants:	Nick Maier, Juliana Ferrandino



DIRECTIONS TO BMO HARRIS BANK CENTER

FROM BELOIT (NORTH): Take I-90 East (portions toll) to the East State Street exit (East Business U.S. 20), and follow it for about seven miles into downtown Rockford. Cross the Rock River, and take a left at Church Street, which will be the second light. Look for the arena on the left side of the street. Parking is available in the deck opposite the BMO Harris Bank Center.

FROM FREEPORT (WEST): From U.S. 20, follow Business U.S. 20 (West State Street) into Rockford. Turn right on Church Street and look for the arena on the left side of the street. Parking is available in the deck opposite the BMO Harris Bank Center.

FROM THE CHICAGO AREA (EAST): Follow I-90 West (Northwest Tollway) to Bypass U.S. 20 West (towards Freeport). Follow U.S. 20 for about seven miles to the North Main Street exit. Once you reach downtown Rockford, turn left on West State Street, and left again on Church Street. Parking is available in the deck opposite the BMO Harris Bank Center.

FROM ROCHELLE (SOUTH): Take Ill. 251 (11th Street) north into Rockford. Turn left on Charles Street, which will become Jefferson Street. Cross the Rock River, and turn left on Church Street in two blocks. Parking is available in the deck opposite the BMO Harris Bank Center.

BMO HARRIS BANK CENTER PARKING

There is a \$5 fee for parking in the garage between Court and Church streets on Chestnut for all Rockford IceHogs games. For premium games, a \$5-7 fee will also be applied at many of the other event parking lots.

2015 CUP

LEADERSHIP

PLAYERS

2014-15

OPPONENTS

TRADITION

RECORDS

PLAYOFFS

HISTORY

MINORS

NHL

MEDIA

2014-15 REGULAR-SEASON STATS

NO.	PLAYER	GP	G	A	PTS	+/-	PIM	PP	SH	S	S%
13	Spencer Abbott (total)	65	19	26	45	-1	16	4	1	140	13.6
	TOR	46	7	17	24	-3	10	2	0	92	7.6
	RFD	19	12	9	21	2	6	2	1	48	25.0
28	Mark McNeill	63	23	21	44	14	23	4	1	160	14.4
26	Garret Ross	69	21	22	43	20	100	2	0	167	12.6
11	Peter Regin	69	10	31	41	2	30	4	0	129	7.8
18	Phillip Danault	70	13	25	38	20	38	1	3	157	8.3
24	Ryan Hartman	69	13	24	37	14	120	3	0	173	7.5
7	T.J. Brennan	54	9	27	36	12	59	2	0	153	5.9
53	Brandon Mashinter	69	17	15	32	4	57	6	0	124	13.7
29	Ville Pokka	68	8	22	30	0	16	5	0	125	6.4
12	Dennis Rasmussen	73	13	14	27	9	30	1	0	129	10.1
21	Teuvo Teravainen	39	6	19	25	-6	6	2	1	98	6.1
27	Matt Carey	67	10	11	21	-4	43	4	0	122	8.2
4	Stephen Johns	51	4	17	21	30	44	0	1	100	4.0
15	Kyle Cumiskey	54	2	18	20	6	10	1	0	70	2.9
23	Joakim Nordstrom	23	9	7	16	-1	19	5	0	48	18.8
22	Pierre-Cedric Labrie	60	9	7	16	3	113	1	1	82	11.0
25	Alex Broadhurst	29	6	8	14	2	4	2	0	44	13.6
16	Cody Bass	61	6	8	14	4	165	0	0	70	8.6
8	Viktor Svedberg	49	3	11	14	14	41	0	0	67	4.5
2	Adam Clendening	38	1	12	13	-4	20	0	0	89	1.1
10	Klas Dahlbeck	49	4	6	10	2	35	2	0	91	4.4
3	Zach Miskovic	42	2	6	8	4	40	0	0	57	3.5
14	Drew LeBlanc	41	4	2	6	-1	8	0	0	43	9.3
38	Ryan Schnell	24	2	4	6	1	71	0	0	23	8.7
19	Dane Walters	19	1	5	6	1	14	0	0	25	4.0
32	Tanner Kero	6	5	0	5	3	0	1	0	15	33.3
5	Keith Seabrook	15	1	4	5	3	2	0	0	26	3.8
20	Jamie Wise	22	3	0	3	-3	11	0	0	23	13.0
6	Trevor van Riemsdyk	8	0	3	3	2	0	0	0	7	0.0
9	Dillon Fournier	21	0	3	3	1	16	0	0	27	0.0
2	Kirill Gotovets	12	1	1	2	2	8	0	0	18	5.6
17	Vince Hinostroza	5	0	2	2	-2	0	0	0	6	0.0
49	Michael Leighton	42	0	2	2	0	2	0	0	0	0.0
19	Jeremy Morin	3	1	0	1	-1	2	1	0	12	8.3
10	Calle Dahlstrom	2	0	1	1	-1	2	0	0	3	0.0
5	Mathieu Brisebois	1	0	0	0	-2	0	0	0	0	0.0
34	Justin Holl	2	0	0	0	-1	0	0	0	0	0.0
36	Robin Press	2	0	0	0	0	0	0	0	3	0.0
35	Mac Carruth	3	0	0	0	0	0	0	0	0	0.0
31	Antti Raanta	11	0	0	0	0	0	0	0	0	0.0
33	Scott Darling	26	0	0	0	0	4	0	0	0	0.0
	BENCH		76	3				38			3
	TOTALS	76	222	367	586	149	1197	49	8	2537	0.086

NO.	GOALIE	GP	MINS	W	L	SOL	SO	GA	GAA	SVS	SV%
35	Mac Carruth	3	177:06	2	1	0	1	5	1.69	62	0.925
33	Scott Darling	26	1419:26	14	8	0	2	52	2.20	658	0.927
49	Michael Leighton	42	2391:29	22	13	2	5	90	2.26	1034	0.920
31	Antti Raanta	11	603:30	8	1	0	2	24	2.39	267	0.918
	TOTALS	76	4639:23	46	23	2	10	178	2.30	2021	0.919

2015 CUP	LEADERSHIP	PLAYERS	2014-15	OPPONENTS	TRADITION	RECORDS	PLAYOFFS	HISTORY	MINORS	NHL	MEDIA
----------	------------	---------	---------	-----------	-----------	---------	----------	---------	--------	-----	-------

2015-16 ICEHOGS SCHEDULE



2015 2016

2015 CUP

LEADERSHIP

PLAYERS

2014-15

OPPONENTS

TRADITION

RECORDS

PLAYOFFS

HISTORY

MINORS

NHL

MEDIA

October 2015

Sun	Mon	Tues	Wed	Thur	Fri	Sat
				1	2	3
4	5	6	7	8	SJ 9:30	STK 9:30
11	12	13	14	15	16	TEX 17
TEX 18 4:00	19	20	IA 21 7:00	22	CHI 23 7:00	MIL 24 7:00
25	26	CHA 27 7:00	28	29	IA 30 7:00	31

November 2015

Sun	Mon	Tues	Wed	Thur	Fri	Sat
IA 1 5:00	2	3	4	5	GR 6 6:00	MIL 7 7:00
8	9	10	11	12	IA 13 7:00	IA 14
15	16	17	GR 18 6:00	19	MIL 20 7:00	21
LE 22 4:00	23	24	SA 25 7:00	26	CHI 27 7:00	MIL 28 7:00
29	30					

December 2015

Sun	Mon	Tues	Wed	Thur	Fri	Sat
		1	TEX 2 7:30	3	SA 4 7:30	5
SA 6 4:00	7	TEX 8 7:30	9	10	IA 11 7:00	GR 12 7:00
13	14	15	16	17	MIL 18 7:00	CHI 19 7:00
20	MIL 21 7:00	22	23	24	25	MIL 26 7:00
IA 27 5:00	28	29	CHI 30 7:00	31		

AHL Team Key

Central Division

Charlotte Checkers (CHA)
Chicago Wolves (CHI)
Grand Rapids Griffins (GR)
Iowa Wild (IA)
Lake Erie Monsters (LE)
Manitoba Moose (MB)
Milwaukee Admirals (MIL)
Rockford IceHogs (RFD)

Pacific Division

Bakersfield Condors (BAK)
Ontario Reign (ONT)
San Antonio Rampage (SA)
San Diego Gulls (SD)
San Jose Barracuda (SJ)
Stockton Heat (STK)
Texas Stars (TEX)

Atlantic Division

Lehigh Valley Phantoms (LV)
Hartford Wolf Pack (HFD)
Hershey Bears (HER)
Bridgeport Sound Tigers (BRI)
Portland Pirates (POR)
Providence Bruins (PRO)
Springfield Falcons (SPR)
WBS/Scranton Penguins (WBS)

North Division

Albany Devils (ALB)
Binghamton Senators (BNG)
Rochester Americans (RCH)
St. Johns IceCaps (STJ)
Syracuse Crunch (SYR)
Toronto Marlies (TOR)
Utica Comets (UTI)

WESTERN CONFERENCE

EASTERN CONFERENCE

January 2016

Sun	Mon	Tues	Wed	Thur	Fri	Sat
31					1	CHI 2 7:00
MIL 3 4:00	4	5	6	7	8	9
IA 10 5:00	11	CHI 12 7:00	13	14	SJ 15 7:00	STK 16 7:00
17	LE 18 1:00	19	20	21	IA 22 7:00	IA 23 7:00
24	25	26	CHA 27 7:00	28	CHI 29 7:00	CHI 30 7:00

February 2016

Sun	Mon	Tues	Wed	Thur	Fri	Sat
	1	2	3	4	GR 5 6:00	GR 6 6:00
7	8	9	10	11	MIL 12 7:00	13
GR 14 4:00	15	16	MB 17 10:30am	18	MB 19 7:00	CHI 20 7:00
21	22	23	MIL 24 7:00	25	LE 26 6:00	LE 27 6:30
28	29					

March 2016

Sun	Mon	Tues	Wed	Thur	Fri	Sat
		1	GR 2 6:00	3	4	LE 5 7:00
LE 6 4:00	7	MIL 8 7:00	9	10	11	CHA 12 6:00
CHA 13 Noon	14	CHA 15 7:00	16	17	CHI 18 7:00	CHI 19 7:00
CHA 20 4:00	21	22	23	LE 24 6:00	LE 25 6:00	26
27	28	29	CHI 30 7:00	31		

April 2016

Sun	Mon	Tues	Wed	Thur	Fri	Sat
					SA 1 7:00	IA 2 7:00
3	4	CHA 5 6:00	CHA 6 6:00	7	8	MB 9 2:00
MB 10 2:00	11	12	IA 13 7:00	14	GR 15 7:00	MIL 16 7:00



= Premium home game



= home game



= away game

Tickets: 815-968-5222

IceHogs.com



Proud American Hockey League affiliate of the Chicago Blackhawks



CLUB INFORMATION

Inaugural season:	2014-15
Home Arena:	Indiana Farmers Coliseum (6,488)
Address:	1202 E. 38th St., Indianapolis, IN 46205
Phone:	317-925-3835
Fax:	317-925-3850
Website:	indyfuelhockey.com
2014-15 record:	31-30-4-7 (73 points)
2014-15 finish:	11th, Eastern Conference
2015 playoffs:	DNQ

2015-16 STAFF DIRECTORY

MANAGEMENT

Chairman	Jim Hallett
CEO & COO	Sean Hallett
CFO	Bill Stackhouse
EVP of Ticketing & Sponsorships	Larry McQueary
EVP of Operations & Fan Experience	Lee Dicklitch

FRONT OFFICE

VP of Corporate Sponsorships	Lisa Kroshus
VP of Corporate Sponsorships	Jeff McKinley
Director of Broadcasting & Media Relations	Tony Brown
Director of Community Relations	Jonathan Jones
Director of Event Presentation	Gabe Amick
Director of Merchandising	Miranda Delaney
Director of Group Sales	Kevin Kirkhoff
Director of Ticket Sales	Steve Kuepper
Group Sales Advisor	Emma Coleman
Ticket Sales Advisor	Ben Pulley
Digital Content Coordinator	Brent Hollender
Sponsorship Coordinator	Chelsie Krill
Youth Hockey Ambassador	Judi Kremer

HOCKEY OPERATIONS

Head Coach, EVP of Hockey Operations	Scott Hillman
Assistant Coach	Bernie John
Assistant Coach	Jan Jas
Assistant Coach	Derek Edwards
Equipment Manager	Darrin Flinchum
Athletic Trainer	George Bullock, Jr., IAT, ATC
Strength & Conditioning Coach	Bart Richwalski, CSCS



DIRECTIONS TO INDIANA FARMERS COLISEUM

FROM THE NORTH (CHICAGO): Take I-90 south (toll road) to Exit 17 (East Dunes Highway). Head west and merge with I-65 south at Exit 262, then follow and merge with I-70 east (toward Columbus) at Exit 112A. Take Exit 119 and merge onto West 38th Street. Turn left on East Fall Creek Parkway; the Indiana State Fairgrounds will be on the lefthand side (enter Gate 6).

FROM THE WEST: From I-70 east, take Exit 85 and turn right onto North Keystone Avenue. Continue north, and turn left onto East 38th Street. Turn right on East Fall Creek Parkway; the Indiana State Fairgrounds will be on the lefthand side (enter Gate 6).

FROM THE SOUTH: From I-65 north, merge onto I-70 east (toward Columbus). Take Exit 85B to North Keystone Avenue, continue north, and turn left onto East 38th Street. Turn right on East Fall Creek Parkway; the Indiana State Fairgrounds will be on the lefthand side (enter Gate 6).

FROM THE EAST: From I-70 west, take Exit 85 and turn right onto North Keystone Avenue. Continue north, and turn left on East 38th Street. Turn right on East Fall Creek Parkway; the Indiana State Fairgrounds will be on the lefthand side (enter Gate 6).

INDIANA FARMERS COLISEUM PARKING

After entering Gate 6, there are various parking options available around the Indiana State Fairgrounds. There is a \$5 facility charge per vehicle for all events, including Indy Fuel games.

2015 CUP

LEADERSHIP

PLAYERS

2014-15

OPPONENTS

TRADITION

RECORDS

PLAYOFFS

HISTORY

MINORS

NHL

MEDIA

OCTOBER 2015

SUN	MON	TUE	WED	THU	FRI	SAT
				1	2	
					8	9
						10
				15	16	17
					TOL 7:35 PM	EVN 8:35 PM
18	19	20	21	22	23	24
					FW 8:00 AM	FW 7:30 AM
25	26	27	28	29	30	31
		KAL 7:00 PM			FW 7:35 PM	

NOVEMBER 2015						
SUN	MON	TUE	WED	THU	FRI	SAT
	1	2	3 EVN ⁴ 10:30 AM	4	5 EVN ⁶ 8:15 PM	6 QC ⁷ 7:35 PM
8	9	10	11	12	13 AK ¹³ 7:35 PM	14 AK ¹⁴ 7:35 PM
15	16	17	18	19	20 CIN ²⁰ 7:35 PM	21 QC ²¹ 7:35 PM
22 QC ²² 5:05 PM	23	24	25 WIC ²⁵ 6:05 PM	26	27 MO ²⁷ 8:05 PM	28 MO ²⁸ 8:05 PM
29 QC ²⁹ 5:05 PM	30					

DECEMBER 2015

SUN	MON	TUE	WED	THU	FRI	SAT
		1	2	3 TOL 7:05 PM	4 TOL 7:35 PM	5
6 SC 3:05 PM	7	8	9	10 WHL 7:05 PM	11 FW 8:00 PM	12 FW 7:35 PM
13	14	15	16 TOL 10:35 AM	17 EVN 8:15 PM	18 EVN 8:15 PM	19
20 TOL 5:05 PM	21	22	23	24	25	26 QC 8:05 PM
27 QC 3:05 PM	28	29 CIN 7:35 PM	30	31 FW 7:30 PM		

JANUARY 2016						
SUN	MON	TUE	WED	THU	FRI	SAT
					FW 7:35 PM	WIC 7:35 PM
3	4	5	6	7	EVN 7:35 PM	EVN 7:35 PM
WHL 4:05 PM	11	12	13	14	RC 7:35 PM	ORL 7:35 PM
WHL 3:05 PM	18	19	20	21	QC 7:35 PM	QC 7:35 PM
FW 3:05 PM	25	26	CIN 7:35 PM	28	EVN 7:35 PM	EVN 7:35 PM
31						

FEBRUARY 2016

SUN	MON	TUE	WED	THU	FRI	SAT
	1	2	3	4	CIN 7:35 PM	CIN 7:35 PM
7	8	9	10	11	MO 8:05 PM	MO 8:05 PM
MO 5:05 PM	15	16	ORL 7:00 PM	ORL 7:00 PM	19	ORL 7:00 PM
21	22	MO 7:05 PM	24	25	26	27 CIN 7:35 PM
TOL 5:15 PM	29					

MARCH 2016						
SUN	MON	TUE	WED	THU	FRI	SAT
		1	2	3	4 UTA 7:35 PM	5 CIN 7:35 PM
6	7	8	9	10	11 EVN 7:35 PM	12 EVN 8:15 PM
13 CIN 3:05 PM	14	15	16	17 TOL 7:05 PM	18	19 BRM 7:35 PM
20 QC 5:05 PM	21	22	23	24 CIN 7:05 PM	25 CIN 7:35 PM	26
27	28	29	30	31 CIN 7:35 PM		

APRIL 2016						
SUN	MON	TUE	WED	THU	FRI	SAT
					1	2 FW 7:30 PM
QC 5:05 PM	4	5	6	7 FW 7:35 PM	8	9 FW 7:30 PM
10	11	12	13	14	15	16
17	18	19	20	21	22	23
ECHL PLAYOFFS						
24	25	26	27	28	29	30

AK	Alaska Aces	RC	Rapid City Rush
BRM	Brampton Beast	SC	South Carolina
CIN	Cincinnati Cyclones		Stingrays
EVN	Evansville IceMen	TOL	Toledo Walleye
FW	Fort Wayne Komets	UTA	Utah Grizzlies
MO	Missouri Mavericks	WHL	Wheeling Nailers
ORL	Orlando Solar Bears	WIC	Wichita Thunder
QC	Quebec City Marauders		



CHICAGO BLACKHAWKS

NHL

2014-15 NHL STANDINGS

2014-15 NHL REGULAR-SEASON STANDINGS

ATLANTIC DIVISION

	GP	W	L	OT	GF	GA	PTS
MONTREAL	82	50	22	10	221	189	110
TAMPA BAY	82	50	24	8	262	211	108
DETROIT	82	43	25	14	235	221	100
OTTAWA *	82	43	26	13	238	215	99
BOSTON	82	41	27	14	213	211	96
FLORIDA	82	38	29	15	206	223	91
TORONTO	82	30	44	8	211	262	68
BUFFALO	82	23	51	8	161	274	54

METROPOLITAN DIVISION

	GP	W	L	OT	GF	GA	PTS
NY RANGERS	82	53	22	7	252	192	113
WASHINGTON	82	45	26	11	242	203	101
NY ISLANDERS	82	47	28	7	252	230	101
PITTSBURGH *	82	43	27	12	221	210	98
COLUMBUS	82	42	35	5	236	250	89
PHILADELPHIA	82	33	31	18	215	234	84
NEW JERSEY	82	32	36	14	181	216	78
CAROLINA	82	30	41	11	188	226	71

* wild card team

CENTRAL DIVISION

	GP	W	L	OT	GF	GA	PTS
ST. LOUIS	82	51	24	7	248	201	109
NASHVILLE	82	47	25	10	232	208	104
CHICAGO	82	48	28	6	229	189	102
MINNESOTA *	82	46	28	8	231	201	100
WINNIPEG *	82	43	26	13	230	210	99
DALLAS	82	41	31	10	261	260	92
COLORADO	82	39	31	12	219	227	90

PACIFIC DIVISION

	GP	W	L	OT	GF	GA	PTS
ANAHEIM	82	51	24	7	236	226	109
VANCOUVER	82	48	29	5	242	222	101
CALGARY	82	45	30	7	241	216	97
LOS ANGELES	82	40	27	15	220	205	95
SAN JOSE	82	40	33	9	228	232	89
EDMONTON	82	24	44	14	198	283	62
ARIZONA	82	24	50	8	170	272	56

* wild card team

2014-15 NHL REGULAR-SEASON SCORING LEADERS

PLAYER	TEAM	GP	G	A	PTS	+/-	PIM	PP	SH	GW	S	S%	TOI/G
Jamie Benn	DAL	82	35	52	87	+1	64	10	2	6	253	13.8	19:56
John Tavares	NYI	82	38	48	86	+5	46	13	0	8	278	13.7	20:40
Sidney Crosby	PIT	77	28	56	84	+5	47	10	0	3	237	11.8	19:58
Alex Ovechkin	WSH	81	53	28	81	+10	58	25	0	11	395	13.4	20:19
Jakub Voracek	PHI	82	22	59	81	+1	78	11	0	3	221	10.0	18:35
Nicklas Backstrom	WSH	82	18	60	78	+5	40	3	0	3	153	11.8	20:31
Tyler Seguin	DAL	71	37	40	77	-1	20	13	0	5	280	13.2	19:33
Jiri Hudler	CGY	78	31	45	76	+17	14	6	0	5	158	19.6	18:00
Daniel Sedin	VAN	82	20	56	76	+5	18	4	0	5	226	8.8	18:21
Vladimir Tarasenko	STL	77	37	36	73	+27	31	8	0	6	264	14.0	17:37
Nick Foligno	CBJ	79	31	42	73	+16	50	11	0	3	182	17.0	18:49
Claude Giroux	PHI	81	25	48	73	-3	36	14	0	4	279	9.0	20:33
Henrik Sedin	VAN	82	18	55	73	+11	22	5	0	0	101	17.8	18:36
Steven Stamkos	TBL	82	43	29	72	+2	49	13	0	6	268	16.0	19:22
Tyler Johnson	TBL	77	29	43	72	+33	24	8	0	6	203	14.3	17:14
Ryan Johansen	CBJ	82	26	45	71	-6	40	7	2	0	202	12.9	19:30
Joe Pavelski	SJS	82	37	33	70	+12	29	19	0	5	261	14.2	20:07
Evgeni Malkin	PIT	69	28	42	70	-2	60	9	0	4	212	13.2	18:58
Ryan Getzlaf	ANA	77	25	45	70	+15	62	3	0	6	191	13.1	20:05
Rick Nash	NYR	79	42	27	69	+29	36	6	4	8	304	13.8	17:27
Max Pacioretty	MTL	80	37	30	67	+38	32	7	3	10	302	12.3	19:23
Logan Couture	SJS	82	27	40	67	-6	12	6	2	4	263	10.3	19:04
JONATHAN TOEWS	CHI	81	28	38	66	+30	36	6	2	7	192	14.6	19:33
Erik Karlsson	OTT	82	21	45	66	+7	42	6	0	3	292	7.2	27:15
Henrik Zetterberg	DET	77	17	49	66	-6	32	4	0	3	227	7.5	19:06
Pavel Datsyuk	DET	63	26	39	65	+12	8	8	0	5	165	15.8	19:03
Joe Thornton	SJS	78	16	49	65	-4	30	4	0	0	131	12.2	18:25
Nikita Kucherov	TBL	82	28	36	64	+38	37	2	0	2	190	14.7	14:57
PATRICK KANE	CHI	61	27	37	64	+10	10	6	0	5	186	14.5	19:51
Mark Stone	OTT	80	26	38	64	+21	14	5	1	6	157	16.6	17:01

HART MEMORIAL TROPHY

(Most Valuable Player)

Winner: Carey Price, Montreal Canadiens
Finalists: Alex Ovechkin, Washington Capitals
John Tavares, New York Islanders

ART ROSS TROPHY

(Scoring Leader)

Winner: Jamie Benn, Dallas Stars

MAURICE "ROCKET" RICHARD TROPHY

(Leading Goalscorer)

Winner: Alex Ovechkin, Washington Capitals

CALDER MEMORIAL TROPHY

(Outstanding Rookie)

Winner: Aaron Ekblad, Florida Panthers
Finalists: Johnny Gaudreau, Calgary Flames
Mark Stone, Ottawa Senators

JAMES NORRIS MEMORIAL TROPHY

(Outstanding Defenseman)

Winner: Erik Karlsson, Ottawa Senators
Finalists: P.K. Subban, Montreal Canadiens
Drew Doughty, Los Angeles Kings

VEZINA TROPHY

(Outstanding Goaltender)

Winner: Carey Price, Montreal Canadiens
Finalists: Pekka Rinne, Nashville Predators
Devan Dubnyk, Minnesota Wild

LADY BYNG MEMORIAL TROPHY

(Sportsmanship and Gentlemanly Conduct)

Winner: Jiri Hudler, Calgary Flames
Finalists: Anze Kopitar, Los Angeles Kings
Pavel Datsyuk, Detroit Red Wings

FRANK J. SELKE TROPHY

(Outstanding Defensive Forward)

Winner: Patrice Bergeron, Boston Bruins
Finalists: Anze Kopitar, Los Angeles Kings
JONATHAN TOEWS, CHICAGO BLACKHAWKS

CONN SMYTHE TROPHY

(Most Valuable Player in the Playoffs)

Winner: **DUNCAN KEITH, CHICAGO BLACKHAWKS**

JACK ADAMS AWARD

(Outstanding Coach)

Winner: Bob Hartley, Calgary Flames
Finalists: Peter Laviolette, Nashville Predators
Alain Vigneault, New York Rangers

GENERAL MANAGER OF THE YEAR AWARD

Winner: Steve Yzerman, Tampa Bay Lightning
Finalists: Bob Murray, Anaheim Ducks
Glen Sather, New York Rangers

TED LINDSAY AWARD

(Most Outstanding Player as voted on by fellow NHLPA members)

Winner: Carey Price, Montreal Canadiens
Finalists: Jamie Benn, Dallas Stars
Alex Ovechkin, Washington Capitals

BILL MASTERTON MEMORIAL TROPHY

(Perseverance, Sportsmanship and Dedication to Hockey)

Winner: Devan Dubnyk, Minnesota Wild
Finalists: Kris Letang, Pittsburgh Penguins
Andrew Hammond, Ottawa Senators

KING CLANCY MEMORIAL TROPHY

(Humanitarian Contribution to Hockey)

Winner: Henrik Zetterberg, Detroit Red Wings

BRIDGESTONE MESSIER LEADERSHIP AWARD

Winner: **JONATHAN TOEWS, CHICAGO BLACKHAWKS**
Finalists: Ryan Getzlaf, Anaheim Ducks
Andrew Ladd, Winnipeg Jets

NHL FOUNDATION PLAYER AWARD

(Community Service through Commitment to Hockey)

Winner: Brent Burns, San Jose Sharks
Finalists: Mark Giordano, Calgary Flames
Henrik Lundqvist, New York Rangers

WILLIAM M. JENNINGS TROPHY

(Goaltender(s), minimum 25 starts, for team with fewest goals against)

Winners: **COREY CRAWFORD, CHICAGO BLACKHAWKS**
Carey Price, Montreal Canadiens

2015 CUP

LEADERSHIP

PLAYERS

2014-15

OPPONENTS

TRADITION

RECORDS

PLAYOFFS

HISTORY

MINORS

NHL

MEDIA

CRITICAL DATES

SEPTEMBER

2-4	NHL/NHLPA Rookie Orientation Program (Leesburg, Va.)
7-9	NHL/NHLPA Player Media Tour (Toronto)
10	Rookie camps open
17	Training camps open
20	Preseason schedule begins
21	NHL Alumni Awards Gala Dinner (Toronto)
21	Kraft Hockeyville Canada: San Jose at Vancouver (North Saanich, B.C.)
24	CCM/USA Hockey All-American Prospects Game (Buffalo, N.Y.)
29	Kraft Hockeyville USA: Tampa Bay at Pittsburgh (Johnstown, Pa.)
29	NHL Board of Governors Meeting (New York City)

OCTOBER

6	Opening day playing rosters set (5 p.m. ET)
7	Opening night—regular season begins
7	2015 Molson Canadian NHL Face-Off (Toronto)
7	Stanley Cup Banner raised: NY Rangers at Chicago
9	NY Islanders play first NHL game at Barclays Center (vs. Chicago)
20-Nov. 13	Hockey Fights Cancer Awareness campaign

NOVEMBER

6	Hockey Hall of Fame Game: Detroit at Toronto
9	Hockey Hall of Fame Induction Ceremony (Toronto)
	Inductees: Sergei Federov, Phil Housley, Nicklas Lidstrom;
	Chris Pronger, Angela Ruggiero (Player category);
	Bill Hay, Peter Karmanos, Jr. (Builder category);
	Media honorees: Bob McKenzie, Nick Nickson
10	General Managers' Meeting (Toronto)
26	NHL Founders Day (1917)
27	2015 Discover NHL Thanksgiving Showdown: NY Rangers at Boston

DECEMBER

1	Signing deadline for Group 2 free agents (5 p.m. ET)
8-9	NHL Board of Governors Meeting (Pebble Beach, Calif.)
17	U.S. Hockey Hall of Fame induction and
	Celebration of Lester Patrick (St. Paul, Minn.)
	Inductees: Ron DeGregorio, Chris Drury, Angela Ruggiero,
	Mathieu Schneider; Recipients: Bob Crocker, Jeremy Jacobs
19-27	Holiday roster freeze in effect
23-25	No scheduled practices—dressing rooms closed
26-Jan. 5	IIHF World Junior Championship (Helsinki, Finland)

JANUARY

1	2015 Bridgestone NHL Winter Classic (Montreal at Boston)
	Gillette Stadium, Foxborough, Mass.
12	USHL/NHL Top Prospects Game (Omaha, Neb.)
Week of Jan. 18	NHL Central Outing mid-season rankings release
28	CHL/NHL Top Prospects Game (Vancouver)
28-Feb. 1	NHL All-Star break—no games played
28-31	No scheduled practices—dressing rooms closed
30	NHL All-Star Skills Competition (Bridgestone Arena, Nashville)
31	2016 NHL All-Star Game (Bridgestone Arena, Nashville)
31-Feb. 1	AHL All-Star Classic (Syracuse, N.Y.)

FEBRUARY

1	Hockey is for Everyone Month begins
2	NHL regular season resumes
5-6	ECHL Hockey Heritage Weekend (Kalamazoo, Mich.)
6	Scotiabank Hockey Day in Canada (Host: Kamloops, B.C.)
21	2016 Coors Light NHL Stadium Series: Chicago at Minnesota
	TCF Bank Stadium, Minneapolis
19-21	9th Annual Hockey Weekend Across America presented by CCM
27	2016 Coors Light NHL Stadium Series: Detroit at Colorado
	Coors Field, Denver
29	Trade deadline (3 p.m. ET)

MARCH

1	Deadline for each national association to announce
	at least 16 members of its 2016 World Cup of Hockey roster
14-16	NHL General Managers Meeting (Boca Raton, Fla.)

APRIL

7-9	NCAA Frozen Four (Amalie Arena, Tampa, Fla.)
9	Last day of 2015-16 regular season (all teams in action)
Week of April 11	NHL Central Scouting final rankings release
13	Stanley Cup Playoffs begin
14-24	IIHF U18 World Championship (Zug and Lucerne, Switzerland)
29-May 15	IIHF World Championship (Moscow and St. Petersburg, Russia)
TBA	Draft Lottery

MAY

19-29	2016 CHL Memorial Cup (Red Deer, Alberta)
29-June 4	NHL Scouting Combine (Buffalo, N.Y.)

JUNE

1	Deadline for each national association to announce
	the balance of its team's roster for 2016 World Cup of Hockey
18	Last possible day for 2016 Stanley Cup Final
TBA	Deadline for first club-elected salary arbitration
	(later of June 15 or 48 hours after Stanley Cup Final concludes, 5 p.m. ET)
TBA	NHL Awards
24-25	2016 NHL Draft (First Niagara Center, Buffalo, N.Y.)

JULY

1	Free agency begins (12 p.m. ET)
5	Deadline for player-elected salary arbitration notification (5 p.m. ET)
6	Deadline for club-elected salary arbitration notification (5 p.m. ET)
20-Aug. 4	Salary arbitration hearings held

AUGUST

6	Deadline for salary arbitration decisions to be rendered
---	--

REFEREES

NAME
*BRENK, JAKE
CHARRON, Francis
*CHMIELEWSKI, Tom
DWYER, Gord
FURLATT, Eric
*HANSON, Trevor
HASENFRAITZ, Mike
HEBERT, Ghislain
HEBERT, Jean
JACKSON, Dave
JOANNETTE, Marc
KIMMERLY, Greg
KOWAL, Tom
KOZARI, Steve
L'ECUYER, Frederick
LARUE, Dennis
LEE, Chris
LEGGO, Mike
*LEMELIN, Mark
*LEWIS, Dave
LUXMORE, Thomas John
MARTELL, Rob
MCCAULEY, Wes
*MCISAAC, Jon
MEIER, Brad
MORTON, Dean
*NICHOLSON, Kendrick
O'HALLORAN, Dan
O'ROURKE, Dan
PEEL, Tim
POCHMARA, Brian
POLLOCK, Kevin
*RANK, Garrett
REHMAN, Kyle
*ROMASKO, Evgeny
ROONEY, Chris
SKILLITER, Graham
ST. PIERRE, Justin
ST-LAURENT, Francois
SUTHERLAND, Kelly
WALSH, Ian
WATSON, Brad

* Minor-league official

SWEATER NO.

42
6
43
19
27
47
2
22
15
8
25
18
32
40
17
14
28
3
41
46
21
26
4
45
34
36
44
13
9
20
16
33
48
37
39
5
24
12
38
11
29
23

LINESMEN

NAME

*ALPHONSO, Shandro
AMELL, Derek
BARTON, Steve
*BERG, Devin
BRISEBOIS, David
CAMERON, Lonnie
CHERREY, Scott
CORMIER, Michel
CVIK, Mike
DEVORSKI, Greg
DRISCOLL, Scott
GALLOWAY, Ryan
*GAWRYLETZ, Brandon
GIBBONS, Ryan
GIBBS, Darren
*GRANDT, John
HENDERSON, Don
HEYER, Shane
KOVACHIK, Brad
*KNORR, Trent
LAZAROWICH, Brad
MACH, Brian
MACPHERSON, Matt
MCELMAN, Andy
MILLER, Steve
MURCHISON, Kiel
MURPHY, Brian
MURRAY, Jonny
NANSEN, Derek
NELSON, Thor
NOWAK, Tim
PANCICH, Bryan
RACICOT, Pierre
RODY, Vaughan
SERICOLO, Anthony
SHARRERS, Jay
SHEWCHYK, Mark
WHEELER, Mark

SWEATER NO.

52
75
59
87
96
74
50
76
88
54
68
82
64
58
66
98
91
55
71
63
86
78
83
90
89
79
93
95
70
80
77
94
65
73
84
57
92
56

2015 CUP
LEADERSHIP
PLAYERS
2014-15
OPPONENTS
TRADITION
RECORDS
PLAYOFFS
HISTORY
MINORS
NHL
MEDIA



NATIONAL HOCKEY LEAGUE

NEW YORK

1185 Avenue of the Americas
New York, NY 10036
Phone: 212-789-2000

MONTREAL

1800 McGill College Ave., Suite 2600
Montreal, Quebec H3A 3J6
Phone: 514-841-9220

TORONTO

50 Bay St., 11th Floor
Toronto, Ontario M5J 2X8
Phone: 416-359-7900

Executive

Commissioner
Deputy Commissioner
Chief Operating Officer
Senior Executive Vice President, Hockey Operations

Gary B. Bettman
William Daly
John Collins
Colin Campbell

NHL COMMUNICATIONS (@PR_NHL)

Executive Vice President, Communications
Group Vice President, Communications (Commissioner's Office requests)
Group Vice President, Event Communications & Player Development
Group Vice President, Communications (Department of Player Safety requests)
Statistician & Information Officer
Senior Director, News Services
Director, Event Communications & Player Development (Event inquiries)
Director, Communications (Corporate communications, entertainment publicity)
Director, Communications
Director, Communications (Hockey Operations and Officiating requests)
Senior Manager, Communications (International credentials, milestones)
Manager, Communications (Social media, Central Scouting and Situation Room)
Manager, Communications (In-game communications)
Manager, Communications (Corporate communications)
Coordinator, Communications (Editorial content and research, Morning Skate)
Coordinator, Event Communications & Player Development (Event credentials)
Coordinator, Event Communications & Player Development
Assistant, Event Communications & Player Development

Gary Meagher
Frank Brown
Jamey Horan
John Dellapina
Benny Ercolani
Greg Inglis
Schuyler Baehman
Nirva Milord
Jennifer Moad
Julie Young
David Keon
Trevor Bjergso
Brendon Crossman
Jasmine Ghafour
Josh Bernstein
Nicole Buckley
Jeff Day
Gina Morra



COMMISSIONER
GARY B. BETTMAN



DEPUTY COMMISSIONER
WILLIAM DALY

2015 CUP

LEADERSHIP

PLAYERS

2014-15

OPPONENTS

TRADITION

RECORDS

PLAYOFFS

HISTORY

MINORS

NHL

MEDIA

ANAHEIM DUCKS

Honda Center (17,174)
2695 E. Katella Ave.
Anaheim, CA 92806
Phone: 714-940-2900
Fax: 714-940-2953

Executive Vice President/General Manager: Bob Murray
Head Coach: Bruce Boudreau
Director, Media and Communications: Alex Gilchrist

ducks.nhl.com



CAROLINA HURRICANES

PNC Arena (18,680)
1400 Edwards Mill Road
Raleigh, NC 27607
Phone: 919-467-7825
Fax: 919-462-7030

Executive Vice President/General Manager: Ron Francis
Head Coach: Bill Peters
Vice President, Communications/Team Services: Mike Sundheim

hurricanes.nhl.com



ARIZONA COYOTES

Gila River Arena (17,125)
9400 W. Maryland Ave.
Glendale, AZ 85305
Phone: 623-772-3200
Fax: 623-872-2000

Executive VP/General Manager: Don Maloney
Head Coach: Dave Tippett
Vice President, Communications: Rich Naim

coyotes.nhl.com



CHICAGO BLACKHAWKS

United Center (19,717)
1901 W. Madison St.
Chicago, IL 60612
Phone: 312-455-7000
Fax: 312-455-7041

Vice President/General Manager: Stan Bowman
Head Coach: Joel Quenneville
Sr. Director, Communications and Community Relations: Brandon Faber

blackhawks.nhl.com



BOSTON BRUINS

TD Garden (17,565)
100 Legends Way
Boston, MA 02114
Phone: 617-624-1900
Fax: 617-523-7184

General Manager: Don Sweeney
Head Coach: Claude Julien
Vice President, Communications and Content: Matthew Chmura

bruins.nhl.com



COLORADO AVALANCHE

Pepsi Center (18,007)
1000 Chopper Circle
Denver, CO 80204
Phone: 303-405-1100
Fax: 303-893-0614

Executive VP, Hockey Operations/GM: Joe Sakic
Head Coach/VP, Hockey Operations: Patrick Roy
Executive Director, Media Services: Brendan McNicholas

avalanche.nhl.com



BUFFALO SABRES

First Niagara Center (19,070)
One Seymour H. Knox III Plaza
Buffalo, NY 14203
Phone: 716-855-4100
Fax: 716-855-4122

General Manager: Tim Murray
Head Coach: Dan Bylsma
Vice President, Public/Community Relations: Michael Gilbert

sabres.nhl.com



COLUMBUS BLUE JACKETS

Nationwide Arena (18,144)
200 W. Nationwide Blvd.
Columbus, OH 43215
Phone: 614-246-4625
Fax: 614-246-4007

General Manager: Jarmo Kekalainen
Head Coach: Todd Richards
Vice President, Communications/Team Services: Todd Sharrock

bluejackets.nhl.com



CALGARY FLAMES

Scotiabank Saddledome (19,289)
P.O. Box 1540, Station M
Calgary, AB T2P 3B9
Phone: 403-777-2177
Fax: 403-777-2171

General Manager: Brad Treliving
Head Coach: Bob Hartley
Vice President, Communications: Peter Hanlon

flames.nhl.com



DALLAS STARS

American Airlines Center (18,532)
2601 Avenue of the Stars
Frisco, TX 75034
Phone: 214-387-5500
Fax: 214-387-5564

General Manager: Jim Nill
Head Coach: Lindy Ruff
Vice President, Communications: Tom Holy

stars.nhl.com



2015 CUP

LEADERSHIP

PLAYERS

2014-15

OPPONENTS

TRADITION

RECORDS

PLAYOFFS

HISTORY

MINORS

NHL

MEDIA

2015 CUP	LEADERSHIP	PLAYERS	2014-15	OPONENTS	TRADITION	RECORDS	PLAYOFFS	HISTORY	MINORS	NHL	MEDIA
----------	------------	---------	---------	----------	-----------	---------	----------	---------	--------	-----	-------

DETROIT RED WINGS

Joe Louis Arena (20,027)
19 Steve Yzerman Drive
Detroit, MI 48226
Phone: 313-471-7000
Fax: 313-567-0296
Executive Vice President/General Manager: Ken Holland
Head Coach: Jeff Blashill
Director, Communications: Todd Beam

redwings.nhl.com



EDMONTON OILERS

Exhall Place (16,839)
11230-110 St.
Edmonton, AB T5G 3H7
Phone: 780-414-4000
Fax: 780-409-5848
President, Hockey Operations/GM: Peter Chiarelli
Head Coach: Todd McLellan
Director, Communications/Media Relations: J. J. Hebert

oilers.nhl.com



FLORIDA PANTHERS

BB&T Center (19,250)
1 Panther Parkway
Sunrise, FL 33323
Phone: 954-835-7000
Fax: 954-835-7700
Executive VP/General Manager, Hockey Operations: Dale Tallon
Head Coach: Gerard Gallant
Director, Communications: Justin Copertino

panthers.nhl.com



LOS ANGELES KINGS

Staples Center (18,230)
555 N. Nash St.
El Segundo, CA 90245
Phone: 310-535-4500
President/General Manager: Dean Lombardi
Head Coach: Darryl Sutter
Vice President, Communications/Broadcasting: Michael Altieri

kings.nhl.com



MINNESOTA WILD

Xcel Energy Center (17,954)
317 Washington St.
St. Paul, MN 55102
Phone: 651-602-6000
Fax: 651-293-9574
Executive Vice President/General Manager: Chuck Fletcher
Head Coach: Mike Yeo
Director, Media Relations: Aaron Sickman

wild.nhl.com



MONTREAL CANADIENS

Bell Centre (21,287)
1909 avenue des Canadiens-de-Montréal
Montréal, QC H3B 5E8
Phone: 514-932-2582
Fax: 514-932-8285
Executive Vice President/General Manager: Marc Bergevin
Head Coach: Michel Therrien
Executive Director, Media Relations: Dominick Saillant

canadiens.nhl.com



NASHVILLE PREDATORS

Bridgestone Arena (17,113)
501 Broadway
Nashville, TN 37203
Phone: 615-770-2300
Fax: 615-770-2295
President, Hockey Operations/General Manager: David Poile
Head Coach: Peter Laviolette
Senior Vice President, Communications/Public Relations: Gerry Helper

predators.nhl.com



NEW JERSEY DEVILS

Prudential Center (17,625)
25 Lafayette St.
Newark, NJ 07102
Phone: 973-757-6100
Fax: 973-757-6399
General Manager: Ray Shero
Head Coach: John Hynes
Senior Vice President, Communications: Mike Levine

devils.nhl.com



NEW YORK ISLANDERS

Barclays Center (15,795)
1255 Hempstead Turnpike
Uniondale, NY 11553
Phone: 516-501-6700
Fax: 516-501-6746
General Manager: Garth Snow
Head Coach: Jack Capuano
Director, Communications: Kimber Auerbach

islanders.nhl.com



NEW YORK RANGERS

Madison Square Garden (18,006)
2 Pennsylvania Plaza
New York, NY 10121
Phone: 212-465-6000
Fax: 212-465-6494
General Manager: Jeff Gorton
Head Coach: Alain Vigneault
Senior VP, Public Relations and Player Recruitment: John Rosasco

rangers.nhl.com



OTTAWA SENATORS

Canadian Tire Centre (18,533)
1000 Palladium Drive
Ottawa, ON K2V 1A5
Phone: 613-599-0100
Fax: 613-599-5562
President, Hockey Operations/GM: Bryan Murray
Head Coach: Dave Cameron
Senior Director, Communications: Brian Morris

senators.nhl.com



TAMPA BAY LIGHTNING

Amalie Arena (19,204)
401 Channelside Drive
Tampa, FL 33602
Phone: 813-301-6500
Fax: 813-301-1480
Vice President/General Manager: Steve Yzerman
Head Coach: Jon Cooper
Director, Public Relations: Brian Breseman

lightning.nhl.com



PHILADELPHIA FLYERS

Wells Fargo Center (19,541)
3601 S. Broad St.
Philadelphia, PA 19148
Phone: 215-465-4500
Fax: 215-218-7837
General Manager: Ron Hextall
Head Coach: David Hakstol
Senior Director, Communications: Zack Hill

flyers.nhl.com



TORONTO MAPLE LEAFS

Air Canada Centre (18,819)
50 Bay St., Suite 500
Toronto, ON M5J 2L2
Phone: 416-815-5700
Fax: 416-359-9331
General Manager: Lou Lamoriello
Head Coach: Mike Babcock
Director, Media Relations: Steve Keogh

mapleleafs.nhl.com



PITTSBURGH PENGUINS

CONSOL Energy Center (18,387)
1001 Fifth Ave.
Pittsburgh, PA 15219
Phone: 412-642-1300
Fax: 412-255-1988
Executive VP/General Manager: Jim Rutherford
Head Coach: Mike Johnston
Senior Director, Communications: Jennifer Bullano

penguins.nhl.com



VANCOUVER CANUCKS

Rogers Arena (18,870)
800 Griffiths Way
Vancouver, BC V6B 6G1
Phone: 604-899-4600
Fax: 604-899-4640
General Manager: Jim Benning
Head Coach: Willie Desjardins
Director, Media Relations/Team Operations: Ben Brown

canucks.nhl.com



SAN JOSE SHARKS

SAP Center at San Jose (17,562)
525 W. Santa Clara St.
San Jose, CA 95113
Phone: 408-287-7070
Fax: 408-999-5797
General Manager: Doug Wilson
Head Coach: Peter DeBoer
Vice President, Media Relations and Broadcasting: Scott Emmert

sharks.nhl.com



WASHINGTON CAPITALS

Verizon Center (18,506)
627 N. Glebe Road, Suite 850
Arlington, VA 22203
PH: 202-266-2200
Fax: 202-266-2360
Senior Vice President/General Manager: Brian MacLellan
Head Coach: Barry Trotz
Senior Director, Communications: Sergey Kocharov

capitals.nhl.com



ST. LOUIS BLUES

Scottrade Center (19,150)
1401 Clark Ave.
St. Louis, MO 63103
Phone: 314-622-2500
Fax: 314-622-2533
President, Hockey Operations/GM: Doug Armstrong
Head Coach: Ken Hitchcock
Senior Director, Media Relations/Team Services: Rich Jankowski

blues.nhl.com



WINNIPEG JETS

MTS Centre (15,004)
345 Graham Ave.
Winnipeg, MB R3C 5S6
Phone: 204-987-7825
Fax: 204-926-5555
Executive VP/General Manager: Kevin Cheveldayoff
Head Coach: Paul Maurice
Senior Director, Corporate Communications: Scott Brown

jets.nhl.com



2015 CUP

LEADERSHIP

PLAYERS

2014-15

OPPONENTS

TRADITION

RECORDS

PLAYOFFS

HISTORY

MINORS

NHL

MEDIA

LEAGUE ALIGNMENT/PLAYOFF FORMAT

LEAGUE ALIGNMENT

The NHL adopted a new divisional alignment and scheduling matrix in 2013-14 that ensures all 30 teams play in all 30 arenas at least once each season. In creating more geographically appropriate groupings, the NHL now has two seven-team divisions in the Western Conference and two eight-team divisions in the Eastern Conference. Here is the current club alignment:

WESTERN CONFERENCE

CENTRAL

CHICAGO
COLORADO
DALLAS
MINNESOTA
NASHVILLE
ST. LOUIS
WINNIPEG

PACIFIC

ANAHEIM
ARIZONA
CALGARY
EDMONTON
LOS ANGELES
SAN JOSE
VANCOUVER

EASTERN CONFERENCE

ATLANTIC

BOSTON
BUFFALO
DETROIT
FLORIDA
MONTREAL
OTTAWA
TAMPA BAY
TORONTO

METROPOLITAN

CAROLINA
COLUMBUS
NEW JERSEY
NY ISLANDERS
NY RANGERS
PHILADELPHIA
PITTSBURGH
WASHINGTON



REGULAR-SEASON SCHEDULING

The league's 30 member clubs will each play a total of 82 games, 41 at home and 41 on the road. The NHL has a two conference, four-division setup. The schedule is broken down as follows:

In the Western Conference, each team will play 29 games within their division (five games vs. five teams and four games vs. one team), 21 non-division games within the conference (three games vs. seven teams) and 32 non-conference games (two games, home and away, vs. 16 teams).

In the Eastern Conference, each team will play 30 games within their division (five games vs. two teams and four games vs. five teams), 24 non-division games within the conference (three games vs. eight teams) and 28 non-conference games (two games, home and away, vs. 14 teams).

STANLEY CUP PLAYOFFS FORMAT

Sixteen (16) of the 30 teams will qualify for the Stanley Cup Playoffs. Playoff qualification will be primarily division-based, with the top three finishers in each Division qualifying for the first 12 spots in the Stanley Cup Playoffs.

The two additional playoff spots in each Conference, designated as "Wild Cards," will be awarded to the next two highest-placed finishers in each conference, ranked on the basis of regular-season points and regardless of their division.

"Seeding" of the Wild Card teams within each divisional playoff will be determined on the basis of regular-season points. The first-place finisher with the highest number of regular-season points in the conference will be matched against the Wild Card team with the lowest number of regular-season points, and the first-place finisher with the second-highest number of regular-season points in the conference will be matched against the Wild Card team with the second-lowest number of regular-season points.

The Stanley Cup Playoffs will proceed as follows:

- * #1 vs. #4 and #2 vs. #3: winners play each other for a berth in the Second Round/Conference Championship
- * Conference Finals: Two advancing teams in the West and two advancing teams in the East meet in the Conference Final
- * Eastern and Western Conference Champions will meet in the Stanley Cup Final

The NHL will play under this new alignment and playoff system for a minimum of three seasons, through the 2015-16 campaign.



CHICAGO BLACKHAWKS

MEDIA

MEDIA INFORMATION

Thank you for your coverage of the Chicago Blackhawks and the National Hockey League. Below are some media guidelines for the 2015-16 season. If at any time you have any questions, or if we can do anything to ease your coverage, please do not hesitate to contact a member of the Blackhawks media relations staff.

BRANDON FABER

Sr. Dir., Communications and Community Relations
312-455-7060
bfaber@chicagoblackhawks.com

KEVIN ORRIS

Coordinator, Media Relations
312-455-7048
korris@chicagoblackhawks.com

ADAM ROGOWIN

Senior Director, Public Relations
312-455-7025
arogowin@chicagoblackhawks.com

MEGHAN BOWER

Coordinator, Public Relations
312-455-7024
mbower@chicagoblackhawks.com

BLACKHAWKS MEDIA WEBSITE

The Chicago Blackhawks Media Relations Department has created a media-specific website to deliver up-to-the-minute news and information about the organization and the NHL for local and national media and broadcasters. The site contains game notes, statistics, press releases, daily news clips, practice information, postgame notes and audio, the 2015-16 Blackhawks Media Guide and downloadable high-resolution headshot images. For access, contact the Blackhawks Media Relations Department.

CREDENTIALS

The only credentials that will be honored by the United Center and the Chicago Blackhawks are those issued by the NHL or the Blackhawks themselves.

All credential requests must be made via email to the Blackhawks Media Relations Department by an accredited news outlet's sports director or editor no later than the end of the last business day before the game or practice desired (or by 5:00 p.m. on Friday for a weekend or Monday game). Non-North American media outlets are required to request media credentials through the National Hockey League.

Each credential will admit its bearer access to the United Center, the press workout, both team locker rooms (per NHL guidelines) and the press box. All single-game media credentials can be picked up beginning four hours prior to game time at Gate 3 1/2 at the northeast corner of the United Center after providing government or media outlet identification.

Credentials are valid only for the game(s) printed on the pass and must be visibly worn at all times while inside the United Center to ensure proper access to designated areas. All credentials are non-transferable and any unauthorized use will result in immediate ejection from the United Center and the forfeiture of the credential and future credential privileges.

DAY-OF-GAME INTERVIEWS

Normal media availability takes place after completion of the morning skate, which typically begins at 10:30 a.m. (for a 7:30 p.m. start). This is the best time to interview players on a game day. Television networks, including rightsholders, requesting pregame interviews with a player must request access through the Media Relations Department by the conclusion of that day's morning skate.

DRESSING ROOMS

The Chicago Blackhawks dressing room is located on the service level (north side) in the talent corridor. The visiting NHL locker room is adjacent to the

Blackhawks locker room. Per NHL media regulations, media members are prohibited from using cell phones in the dressing room to place a call or take photographs. No still photography of any kind is allowed in the Blackhawks dressing room.

The talent corridor will close 90 minutes prior to puck drop and re-open at the conclusion of the game.

The Blackhawks dressing room will be opened to members of the media by a representative of the Media Relations Department no later than 5 minutes after the conclusion of the game. Access to the visitor's dressing room will be controlled by a visiting team representative. Access to the officials' dressing room is prohibited to members of the media.

MEDIA ENTRANCE

For all Blackhawks games at the United Center, media must enter through the Gate 3 1/2 media entrance, located at the northeast corner of the facility off Madison Street. Gate 3 1/2 opens four hours prior to the scheduled puck drop of the game in question. For regular-season practices and morning skate sessions conducted at the United Center, media may enter through the Gate 4 administrative entrance located behind the Michael Jordan statue on the east side of the facility.

Broadcast personnel arriving prior to four hours before puck drop on the day of a game must enter the United Center through Gate 8 at the southwest corner of the facility.

NHL MEDIA WEBSITE

The NHL's password-protected website for members of the media includes statistics, press releases, game notes, credential applications for league events and PDF files of every team's media guide as well as league publications. To access the site and request login information, visit media.nhl.com.

NHL ONLINE TRANSMISSION POLICY

Per the National Hockey League, the following conditions shall apply without exception to all media organizations and other entities and individuals that have been granted working media credentials or photo credentials to cover NHL games and are engaged in online activities.

(1) Information concerning NHL games while they are in progress may be transmitted online only for news and editorial purposes and not for any commercial purpose without the express written permission of the NHL.

NHL ONLINE TRANSMISSION POLICY (CONT.)

(2) Online reports concerning NHL games while they are in progress ("Online Game Reports") may not consist of play-by-play accounts or descriptions of games. Online Game Reports shall be limited to reasonable periodic updates. The NHL will not object to Online Game Reports that are limited in frequency and detail (i.e. no more than three detailed status reports during each period) so as not to undercut authorized play-by-play accounts of games.

(3) Online Game Reports shall not use any audio, video or graphic simulations of game action. A reasonable number of photographs may be posted online for news and editorial purposes together with Online Game Reports. The NHL will not object to the posting of up to an aggregate total of 12 photographs of game action on a media website while a game is in progress.

(4) Any photograph of NHL game action posted on a media website or otherwise transmitted online may be used only for news and editorial coverage of the game and not for any commercial, advertising or promotional purpose.

(5) Motion pictures or video of NHL games may not be posted or transmitted online without the express written permission of the NHL. The NHL's policy is to discuss limited online uses of motion pictures or video on a case-by-case basis.

(6) Any and all copyrights, proprietary interests and other incidents of ownership in and to NHL games and accounts and descriptions of NHL games shall remain vested in the NHL, NHL Enterprises, L.P., or designated assignees or licensees.

PARKING

Complimentary media parking is available upon request through the Blackhawks Media Relations Department. All requests must be made via email no later than the end of the last business day before the game or practice desired (or by 5:00 p.m. on Friday for a weekend or Monday game). Media parking space is reserved in Lot E, accessible from Madison Street, between Wood Street and Paulina Street.

PHOTOGRAPHERS

Photo credentials are available on a game-by-game basis. All credential requests must be made via email to the Blackhawks Media Relations Department by the assigning editor no later than the end of the last business day before the game or practice desired (or by 5:00 p.m. on Friday for a weekend or Monday game).

All photographers must check in with team photographers Bill Smith and Chase Agnello-Dean upon arrival at the United Center for a shooting location and are permitted to shoot only from designated areas.

PRACTICES

Blackhawks practices take place at the United Center or at Johnny's IceHouse West (2550 W. Madison St.) and are open to accredited media members. Media wishing to cover practice sessions must contact the Blackhawks Media Relations Department to confirm all times and locations and to ensure access.

PRESS BOX

The press box is located on the seventh floor (south side, opposite the team benches) of the United Center and is equipped with electrical outlets, phone lines and wireless Internet service (Wi-Fi login information is posted throughout all media areas in the facility). The press box is reserved for game personnel and members of the working media only. Seating is limited and reserved at the discretion of the Blackhawks Media Relations Department. Please consult seating charts posted throughout the press box upon arrival for seat assignments.

PRESS LOUNGE/WORKROOM

The press workroom is located on the service level in the northwest corner of the United Center. Only working media with valid credentials will be permitted into the press workroom. The work area is equipped with photography rooms, electrical outlets, phone lines and wireless Internet service (Wi-Fi login information is posted throughout all media areas in the facility). Prior to each game, a meal is available to members of the media for a nominal fee in the press lounge. Postgame press conferences with the Blackhawks Head Coach are also conducted in this area.

SERVICES

A pregame meal will be available in the press lounge for a nominal fee. Prior to the game, members of the media will be provided with game notes and lineups, available in both the press workroom and the press box. In-game scoresheets will be distributed to all media in the press box between periods and in both the press box and the press lounge following the game. Additional materials can be found on the Blackhawks' media-specific website. Please contact a member of the Blackhawks Media Relations Department for login information.

TELEVISION COVERAGE

All television stations, with the exception of the broadcast rightsholders for the game in question, are expressly prohibited by the National Hockey League from shooting footage of any Blackhawks game that is being broadcast at the United Center by either the Chicago Blackhawks, the visiting team or network television, including a window 30 minutes before the scheduled puck drop.

TV/RADIO LIVE SHOTS AND INTERMISSION INTERVIEWS

All television and radio live shots and between-period interview requests must be made no later than the conclusion of that day's morning skate and are subject to the approval of the Blackhawks Media Relations Department.

WIRELESS INTERNET

Complimentary wireless Internet is available to members of the media throughout the United Center. Login information is available at the Gate 3 1/2 media entrance and is posted throughout all media areas in the facility. Media members in the United Center press box are encouraged to use hard-wired Internet connections, available at every seat, to ensure maximum connectivity and reliability.

AUTOGRAPHS/PERSONAL CAMERAS

As in accordance with NHL rules, autographs of any kind and personal cameras, including camera phones, are strictly prohibited at all times.

2015 CUP

LEADERSHIP

PLAYERS

2014-15

OPPONENTS

TRADITION

RECORDS

PLAYOFFS

HISTORY

MINORS

NHL

MEDIA



BRANDON FABER

SENIOR DIRECTOR, COMMUNICATIONS AND COMMUNITY RELATIONS

Brandon Faber is in his eighth season with the Chicago Blackhawks and his fourth as Senior Director of Communications and Community Relations. He also serves on the Board of Directors for Chicago Blackhawks Charities.

In 2012, Faber was elevated to his current role as Senior Director, overseeing all communications and community relations efforts. He directs the organization's philanthropic efforts, including community initiatives, player charitable endeavors and donation requests.

Since joining the organization in 2008 as Director of Media Relations, Faber has served as the organization's primary contact for all media inquiries, including interview requests for front office staff, coaches and players; the dissemination of team information via press releases and game notes; and media credentialing for games, press conferences and special events. He is also the point person for television and radio broadcasts on flagship stations Comcast SportsNet Chicago, WGN-TV and WGN Radio, as well as all national telecasts. The Blackhawks Media Relations Department was awarded the 2010-11 Dick Dillman Award, given annually to the NHL team judged by members of the Professional Hockey Writers Association (PHWA) to be the best in media relations.

Prior to joining the Blackhawks, Faber spent six years (2002-08) as a member of the Chicago Bulls' public and media relations staff. He assisted with day-to-day media activities, including press releases, game notes, credentials, travel and team interviews.

Faber graduated from Indiana University with a bachelor's degree in sports communications-broadcast. Faber was born in Fostoria, Ohio, and was raised in Auburn, Ind. He and his wife, Melissa, reside in Elmhurst, Ill., with their children, twins Riley and Jack.



KEVIN ORRIS

COORDINATOR, MEDIA RELATIONS

Kevin Orris is in his second season with the Chicago Blackhawks as the team's Media Relations Coordinator after being named to the position on Sept. 22, 2014.

Orris joined the Blackhawks from the St. Louis Rams, where he served as Managing Editor and oversaw the team's digital media efforts. He previously held positions with the Tampa Bay Rays and Peoria Rivermen.

The Grayslake, Ill., native graduated from Illinois State University with a degree in integrated marketing communications.

2015 CUP

LEADERSHIP

PLAYERS

2014-15

OPPONENTS

TRADITION

RECORDS

PLAYOFFS

HISTORY

MINORS

NHL

MEDIA



ADAM ROGOWIN

SENIOR DIRECTOR, PUBLIC RELATIONS

Adam Rogowin is in his eighth season with the Chicago Blackhawks and third as Senior Director of Public Relations.

In his current role, Rogowin works in conjunction with the Media Relations Department to distribute and promote team announcements for all off-ice activities, including ticket sales, marketing, corporate sponsorships, youth hockey, community relations and special events. During the 2010-11 season, Rogowin and the Blackhawks Media Relations Department received the Dick Dillman Award, given annually to the team judged by the

members of the Professional Hockey Writers Association (PHWA) to be the best in media relations.

Prior to joining the Blackhawks, Rogowin spent four seasons with the Chicago Wolves. From 2006 to 2008, he served as the team's Director of Media Relations, which includes the 2008 Calder Cup championship season.

The Morton Grove, Ill., native played hockey at Connecticut College, where he notched 19 assists and 28 points in 55 career games before graduating with a double major in English and sociology. Rogowin is a member of the Chicago Executive Committee for the Israel Association of Baseball. Rogowin and his wife, Jen, have two sons, Cameron and Gavin.



MEGHAN BOWER

COORDINATOR, PUBLIC RELATIONS

Meghan Bower is in her fifth season with the Chicago Blackhawks and her second as Public Relations Coordinator.

Bower joined the Blackhawks after graduating from DePaul University, where she received a Master of Arts in Journalism and Bachelor of Arts in Communications-Journalism, with a minor in interactive media.

Prior to joining the Blackhawks, Bower worked with the Chicago Bears gameday staff and served as Assistant Sports Editor for The DePaulia, DePaul's award-winning school newspaper.

2015 CUP

LEADERSHIP

PLAYERS

2014-15

OPPONENTS

TRADITION

RECORDS

PLAYOFFS

HISTORY

MINORS

NHL

MEDIA

2015 CUP

LEADERSHIP

PLAYERS

2014-15

OPPONENTS

TRADITION

RECORDS

PLAYOFFS

HISTORY

MINORS

NHL

MEDIA



PAT FOLEY

TELEVISION PLAY-BY-PLAY ANNOUNCER

Television Play-by-Play Announcer Pat Foley is in his 33rd season with the Chicago Blackhawks.

Foley, a Glenview, Ill., native, called Blackhawks games from 1981 to 2006 before returning to the Blackhawks booth for the 2008-09 season. Foley partners with U.S. Hockey Hall of Famer Eddie Olczyk to broadcast all Blackhawks games on Comcast SportsNet Chicago and WGN-TV Channel 9.

Foley was born and raised in the northern suburbs, where he attended Loyola Academy in Wilmette, Ill., and received a degree in telecommunications from Michigan State University. Foley called baseball and hockey games at MSU before making his professional debut with the International Hockey League's Grand Rapids Owls in 1977.

In 1991, Foley received an Emmy for "Outstanding Achievement—Sports Program Live Series," followed by a 2009 Emmy for "Outstanding Achievement for Individual Excellence On Camera: Programming" and an Emmy for "Outstanding Achievement for Sports Programs - Sporting Event/Game - Live/Unedited Program/Special" in 2012 and 2014. He was inducted into the Chicagoland Sports Hall of Fame in 2002, joining local legends such as Jack Brickhouse and Harry Caray. Foley was part of his first professional league championship after broadcasting Wolves games during their run to the 2008 Calder Cup. In 2014, he was selected as the Hockey Hall of Fame Foster Hewitt Memorial Award winner for outstanding contributions as a hockey broadcaster.



EDDIE OLCZYK

TELEVISION COLOR ANALYST

Eddie Olczyk is in his 10th season as the Television Color Analyst for Blackhawks hockey on Comcast SportsNet Chicago and WGN-TV Channel 9.

Olczyk, a 16-year NHL veteran, scored 342 goals and recorded 794 points in 1,031 games with Chicago, Pittsburgh, Toronto, Winnipeg, the New York Rangers and Los Angeles, winning a Stanley Cup with the Rangers in 1994. The third-overall choice in the 1984 NHL Entry Draft, he was also a member of the 1984 U.S. Olympic team and represented the U.S. in numerous international competitions.

Olczyk began his NHL career as an 18-year-old with his hometown Chicago Blackhawks in 1984-85. He played three seasons, recording 180 points (65G, 115A) in 228 games. He then spent three and a half seasons with the Toronto Maple Leafs (1987-91), scoring a career-high 42 goals during the 1987-88 campaign and recording a career-high 90 points during the 1988-89 season.

Olczyk was traded to Winnipeg and played two and a half seasons with the Jets from 1990 to 1992, recording 142 points (66G, 76A) in 150 games. He played for the Rangers (1992-95) before heading back to Winnipeg, scoring 27 goals with the Jets in their last season in Winnipeg (1995-96). He began the 1996-97 season with Los Angeles before being traded to the Penguins late in the season. Olczyk played parts of two seasons with Pittsburgh before returning to Chicago and finishing his NHL career with the Blackhawks. He retired from the league in 2000.

Following his playing career, Olczyk embarked on a career as a broadcaster, working on Pittsburgh Penguins television broadcasts for Fox SportsNet Pittsburgh (2000-03) and calling games for ESPN, ESPN2 and NHL Radio.

Olczyk was named Head Coach of the Penguins on June 11, 2003, and posted a 31-68-14 record while behind the Penguins bench (2003-05). Olczyk returned to broadcasting during the 2005-06 NHL season, serving as an analyst and studio host for Versus and NBC.

On July 11, 2012, Olczyk became the 16th Blackhawk elected into the United States Hockey Hall of Fame, and he was officially inducted on Oct. 15, 2012, in a ceremony in Dallas. The Blackhawks honored Olczyk for his induction in a pregame ceremony on Feb. 22, 2013, at the United Center. In 2009, Olczyk received an Emmy for "Outstanding Achievement for Individual Excellence On Camera: Programming," followed by a 2012 Emmy for "Outstanding Achievement for Sports Programs - Sporting Event/Game - Live/Unedited Program/Special." He was also inducted into the National Italian American Sports Hall of Fame in 2013.

"Eddie O," as he is affectionately known, and his wife, Diana, have four children: sons Eddie, Tommy and Nicholas; and daughter, Alexandra.



JOHN WIEDEMAN

RADIO PLAY-BY-PLAY ANNOUNCER

John Wiedeman is in his 10th season as the Radio Play-by-Play voice of Blackhawks hockey on WGN Radio AM-720.

Wiedeman, who has called three Stanley Cup championships with the Blackhawks, received top honors in the Chicago Market "Best Radio Play-by-Play" category at the 2015 Illinois Broadcasters Association (IBA) Silver Dome Awards with broadcast partners Troy Murray and Judd Sirott; they also won the category in 2014. He and Murray also received top honors in the "Best Sports Story" category at the 2012 IBA Silver Dome Awards and the

"Sports Play-by-Play" category at the 2011 IBA Silver Dome Awards. Wiedeman was selected as the 2014 National Sportscasters and Sportswriters Association's Illinois Sportscaster of the Year.

Prior to joining the Blackhawks organization, Wiedeman worked as the radio and substitute TV play-by-play voice of the New York Islanders from 2001 to 2006, the Philadelphia Flyers during the 1996-97 season and substitute broadcasts for the Tampa Bay Lightning from 1997-98 and Columbus Blue Jackets from 2001-02.

Before working in the NHL, Wiedeman, a graduate of the University of Kansas, served as the Radio and TV Play-by-Play Broadcaster and Director of Media Relations for the Cincinnati Cyclones of the International Hockey League from 1997 to 2001. He handled similar duties in the American Hockey League with the Worcester IceCats from 1994 to 1996 and the Muskegon Fury of the Colonial Hockey League from 1992 to 1994.

An avid hockey player, Wiedeman and his wife, Kelly, have two children: daughter Reilly and son Sean Patrick.



TROY MURRAY

RADIO COLOR ANALYST

Troy Murray is in his 16th year as a member of the Blackhawks broadcast team and his ninth year as the Color Analyst for the team's radio broadcasts.

Murray was originally selected by the Blackhawks in the third round (51st overall) of the 1980 NHL Draft. Playing parts of 12 seasons with the Blackhawks (1981-91, 1992-94), he ranks 16th on the team in all-time assists (291), 16th all-time in points (488), 19th all-time in goals (197) and 19th all-time in games played (688).

Murray posted his best year in the NHL with Chicago during the 1985-86 campaign, becoming the first Blackhawk to win the Frank J. Selke Award as the NHL's top defensive forward that year. That same season, he also notched career highs in goals (45), assists (54) and points (99).

A five-time 20-goal scorer and veteran of 15 NHL seasons, Murray appeared in 915 career NHL games, scoring 584 points (230G, 354A) and drawing 875 penalty minutes while playing for Chicago, Winnipeg, Ottawa, Pittsburgh and Colorado. He also appeared in 113 playoff games, recording 43 points (17G, 26A) and 145 penalty minutes. Murray was a member of Colorado's Stanley Cup championship team in 1996.

In June 2015, Murray and broadcast partners John Wiedeman and Judd Sirott received top honors in the Chicago Market "Best Radio Play-by-Play" category at the 2015 Illinois Broadcasters Association (IBA) Silver Dome Awards, which they also won in 2014. He and Wiedeman also received top honors in the "Best Sports Story" category at the 2012 IBA Silver Dome Awards and the "Sports Play-by-Play" category at the 2011 IBA Silver Dome Awards.

A pillar in the community, Murray, his wife, Konnie, and three children, Blake, Julia and Phoebe, maintain a residence in Chicago. While serving as the Studio Analyst for Blackhawks television broadcasts (1999-2004), Murray also worked as a trader at the Chicago Mercantile Exchange.

2015 CUP

LEADERSHIP

PLAYERS

2014-15

OPPONENTS

TRADITION

RECORDS

PLAYOFFS

HISTORY

MINORS

NHL

MEDIA

2015 CUP
LEADERSHIP
PLAYERS
2014-15
OPPONENTS
TRADITION
RECORDS
PLAYOFFS
HISTORY
MINORS
NHL
MEDIA



STEVE KONROYD

TELEVISION STUDIO ANALYST

Steve Konroyd is in his 10th season as the pre- and postgame Television Studio Analyst on Comcast SportsNet and WGN-TV Channel 9. He also fills in as the Television Color Analyst on Comcast SportsNet and WGN-TV.

During his 15-year NHL career, the defenseman registered 41 goals and 195 assists in 895 NHL games with Chicago (1988-1992), Calgary (1980-86; 1995), N.Y. Islanders (1986-88), Hartford (1992-93), Ottawa (1993-94) and Detroit (1994). He was also a member of Team Canada in 1985 and 1991, winning two silver medals at the World Championship.

After his playing career, Konroyd was named the first-ever Radio Color Commentator for the Arizona (Phoenix) Coyotes in 1995. The following year, Konroyd served as TV Color Analyst for the San Jose Sharks, where he won a 2000 Northern California Emmy for his on-camera work. While working for the Columbus Blue Jackets in 2004, he was awarded his second Emmy. Konroyd also worked for ESPN International as a sideline reporter during the 2000 Stanley Cup Final.

Konroyd and his wife, Juli, a Chicago native, have five children: Danielle, Emily, Declan, Braelyn and Stephen.



JUDD SIROTT

RADIO STUDIO ANALYST

Judd Sirott is in his eighth season as the Radio Studio Analyst on the Blackhawks' radio home, WGN Radio AM-720. Sirott and broadcast partners John Wiedeman and Troy Murray were named "Best Radio Play-By-Play" in the Chicago market at the 2015 Illinois Broadcasters Association Silver Dome Awards.

A native of Arlington Heights, Ill., Sirott spent six seasons in Major League Baseball as a radio play-by-play announcer and host for the Chicago Cubs on WGN Radio, while working as a correspondent for the MLB Network. Previously, Sirott called National Hockey League games nationally for HDNet (now AXS TV) and the NHL Network from 2006 to 2009.

Prior to rejoining WGN Radio, Sirott was the television and radio voice of the American Hockey League's Chicago Wolves from the team's inception in 1994 to 2006, also serving as the club's Media Relations Director. The Buffalo Grove High School graduate called the franchise's Turner Cup titles in 1998 and 2000, along with its first Calder Cup championship in 2002.

After graduating from the University of Michigan in 1991, where he broadcast hockey and football games as a student, Sirott began his Chicago media career as a weekend producer at WGN Radio. Later, Sirott spent three years as a weekend host, field reporter and executive producer at 670 The Score from the station's inception in 1992.

Sirott and his wife, Sharon, reside in Chicago with their two daughters.

PRINT MEDIA



JOHN DIETZ
THE DAILY HERALD



CHRIS KUC
CHICAGO TRIBUNE



MARK LAZERUS
CHICAGO SUN-TIMES



TRACEY MYERS
COMCAST SPORTSNET



SCOTT POWERS
ESPN CHICAGO

BROADCAST MEDIA



TODD BENJAMINSON
PRODUCER
COMCAST SPORTSNET



MARC BRADY
PRODUCER
WGN-TV CHANNEL 9



JIM CORNO JR.
SR. EXECUTIVE PRODUCER
EVENTS - COMCAST SPORTSNET



MARK HARPER
TECHNICAL MANAGER
COMCAST SPORTSNET



MIKE LEARY
GAME PRODUCER
COMCAST SPORTSNET



DAVE ROSS
ASSOCIATE PRODUCER
COMCAST SPORTSNET/WGN-TV



DAVE TURNER
DIRECTOR
COMCAST SPORTSNET/WGN-TV



BOB VORWALD
EXECUTIVE PRODUCER
WGN-TV CHANNEL 9

2015 CUP

LEADERSHIP

PLAYERS

2014-15

OPPONENTS

TRADITION

RECORDS

PLAYOFFS

HISTORY

MINORS

NHL

MEDIA

2015 CUP

LEADERSHIP

PLAYERS

2014-15

OPPONENTS

TRADITION

RECORDS

PLAYOFFS

HISTORY

MINORS

NHL

MEDIA



The eighth annual Chicago Blackhawks Convention took place at the Hilton Chicago from July 17-19, 2015, with more than 10,000 fans in attendance. The sold-out event, which was the first of its kind in the National Hockey League, featured players, coaches and Blackhawks alumni, along with team broadcasters and executives.

The weekend included a variety of Q&A panels with players and front office staff, autograph and photo opportunities, an interactive area, live broadcasts on WGN Radio AM-720 and Comcast SportsNet and other exclusive events.

Blackhawks TV Color Analyst and Master of Ceremonies Eddie Olczyk hosted the Opening Ceremonies on Friday night, which took place in the International Ballroom.

Blackhawks TV Color Analyst and Master of Ceremonies Eddie Olczyk hosted the Opening Ceremonies on Friday night, which took place in the International Ballroom. Local media celebrities such as WGN Radio's Dave Eanet, Comcast SportsNet's Pat Boyle and NBC's Peggy Kusinski moderated sessions.

Throughout the weekend, fans were entertained with panels that featured both current and former players, the current coaching staff, team executives and broadcasters. The Hilton's Salon A included interactive games for fans to test their skills in a variety of ways, while attendees had access to over 40 vendors in Salon D. The Grand Ballroom hosted the Locker Room Sale, featuring live and silent auctions of Blackhawks memorabilia and game-used equipment. On Saturday, the Stanley Cup was available for viewing for Convention attendees, and The Second City hosted a game show, allowing fans to compete in a variety of challenges with current and former Blackhawks players.





- The Blackhawks opened their 2015-16 training camp at the University of Notre Dame, where they held three days of practices and scrimmages. Fans packed the Compton Family Ice Arena, a state-of-the-art, two-rink facility that opened in October 2011, to watch the team's sold-out scrimmages on Sept. 18 and 20.
- Following the first official practice of training camp, the Blackhawks hosted a learn-to-skate event with children from the Robinson Community Learning Center at Compton Ice Arena.
- The team hosted Training Camp Festival at the United Center on Sept. 21, 2015, after returning from Notre Dame. The marquee event of the Festival allowed a sold-out crowd inside the United Center to watch the team scrimmage.
- Fans holding tickets to the event had the opportunity to experience full game night presentation, including the national anthem sung by soloist Jim Cornelison. Broadcasters Pat Foley, Troy Murray and John Wiedeman provided an exclusive look behind the scenes with live analysis and player interviews. The first 10,000 fans who entered the United Center received a Jonathan Toews bobblehead.

2015 CUP

LEADERSHIP

PLAYERS

2014-15

OPPONENTS

TRADITION

RECORDS

PLAYOFFS

HISTORY

MINORS

NHL

MEDIA



It was the dawn of the next Ice Age. After 65 years in the historic Chicago Stadium, the Blackhawks moved across Madison Street for the 1994-95 season and into their new home—the United Center.

The United Center features the ultimate in fan entertainment and comfort. Some of the amenities include: an HD video replay scoreboard, 360-degree LED boards on two levels, theatre-style seats, 191 Executive Suites which include two Super Suites and the Bud Light Legends Lounge, 34 theater boxes and the 276-seat BMO Harris Bank Club on the Club Suite Level, over 3,000 Club seats, 46 permanent concession stands and 194 points of sale, two members-only restaurants (The Chicago Stadium Club on the Lexus Club Level and the Ketel One Club), the Bud Select Brew Pub, Ironworks Grill, the Jose Cuervo Cantina, DiGiorno Pizzeria, private banquet facilities, interactive concourse displays, TV monitors throughout the building, the Blackhawks Store and 11 other merchandise stands.

Additionally, Chicago's Plate, which is new to the United Center this season, offers some of the best local dining destinations including Big Star, Publican Quality Meats, Jake Melnick's Corner Tap, Leghorn Chicken, Lillie's Q, LQ Chicken Shack, Frontier, Lottie's Pub and The Pony. The new options will join longtime fan favorite food and beverage offerings and will highlight a few of the city's most loved and exclusive menu items.

The United Center also provides the best in fan convenience and accessibility. There are eight escalators and extra-wide concourses for better mobility. ATMs are available on all public levels and a coat check service is available for our exclusive 200 Level Lexus Club members. There are 48 restrooms and an increased capacity for women's restrooms. Seating is unobstructed throughout the arena.

The United Center is a 960,000 square-foot multi-use facility that was officially opened on Aug. 18, 1994, with a ribbon-cutting ceremony. The arena accommodates 19,717 for hockey, 20,917 for basketball and up to 23,500 for concerts and other entertainment. The United Center was also home to the 1996 Democratic National Convention.

DIRECTIONS

COMING FROM THE NORTH: Take 90 East to the Madison Street exit, and make a right onto Madison Street. The building will then be on the left. Our address is 1901 W. Madison St.

COMING FROM THE SOUTH: Take 55 North to the Damen/Ashland exit and make a left, going northbound for approximately 7 minutes. The building will then be on the right.

COMING FROM THE EAST: Take Madison Street west from the city. Our address is 1901 W. Madison St.

COMING FROM THE WEST: Take 290 East to the Damen Avenue exit. Take Damen Avenue northbound to Madison Street. Make a right onto Madison, and the building will be on your right.



On Feb. 1, 2010, Johnny's IceHouse, Inc., opened a second hockey facility at 2550 W. Madison St. in Chicago. This is in addition to the facility located at 1350 W. Madison St. that opened in 1997.

The new building, called Johnny's IceHouse West, is the official practice facility of the Chicago Blackhawks. It has also allowed Johnny's to expand its programming for both kids and adults, boasting the largest adult hockey league in the Chicagoland area, as well as numerous kids' skating and hockey programs.

The rink is also home to the Chicago Jets youth travel hockey program. The new facility, along with the partnership with the Chicago Blackhawks and the continued support of the Chicago Jets, has made Johnny's IceHouse the premier name in Illinois hockey.

DIRECTIONS TO JOHNNY'S WEST

COMING FROM THE NORTH: Take 90 East to the Madison Street exit, and make a right onto Madison Street. The building will then be on the right. Our address is 2550 W. Madison St.

COMING FROM THE SOUTH: Take 55 North to the Damen/Ashland exit, and make a left onto Damen Avenue, going northbound for approximately 7 minutes. Take a left onto Madison Street, and the building will then be on the right.

COMING FROM THE EAST: Take Madison Street west from the city. You will pass the United Center on your left, and after you pass the Western Avenue intersection, the building will be on the right.

COMING FROM THE WEST: Take 290 East to the Damen Avenue exit. Take Damen Avenue northbound to Madison Street. Make a left onto Madison, and the building will be on your right.

2015 CUP

LEADERSHIP

PLAYERS

2014-15

OPPONENTS

TRADITION

RECORDS

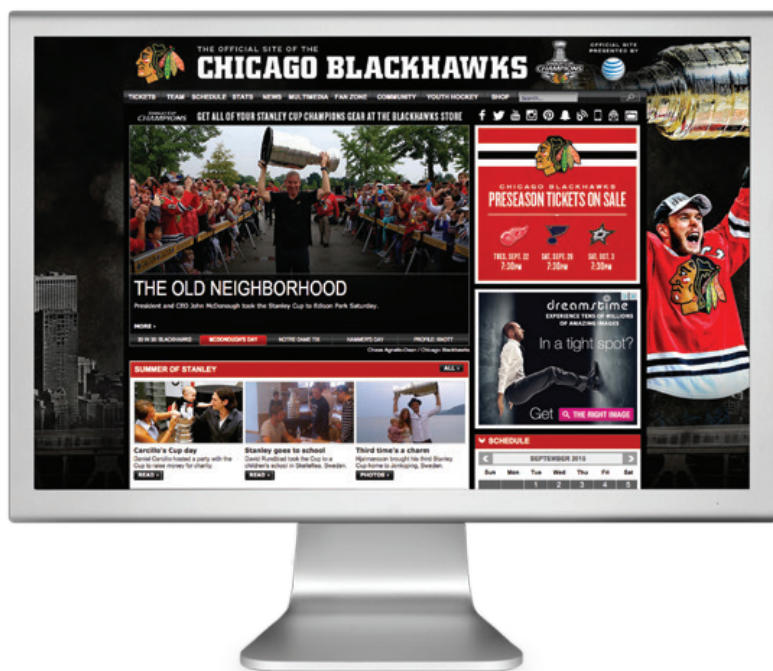
PLAYOFFS

HISTORY

MINORS

NHL

MEDIA



CHICAGOBLACKHAWKS.COM

The place to turn for everything related to your favorite team! The official website of the Blackhawks, chicagoblackhawks.com, provides media members and fans alike access to the following:

- Game highlights
- Statistics
- Schedules
- Exclusive interviews and features
- Breaking news
- Blackhawks TV
- Blackhawks Insider Podcast
- Tickets
- Message board
- Contests and promotions