



FLORIDA PANTHERS 14-15 MEDIA GUIDE

14-15
MEDIA
GUIDE



ONE UNDER THE SUN 

FLORIDA PANTHERS

14-15 SEASON SCHEDULE

SEASON SCHEDULE

SEPTEMBER 2014

SUN	MON	TUE	WED	THU	FRI	SAT
	1	2	3	4	5	6
7	8	9	10	11	12	13
14	15	16	17	18	19	20
21	22	23	24 DAL 7:30 PM	25	26	27 NSH 4:00 PM 8:00 PM
28	29 DAL 8:30 PM	30				

OCTOBER 2014

SUN	MON	TUE	WED	THU	FRI	SAT
			1	2 TBL 7:30 PM	3	4 TBL 7:00 PM
5	6	7	8	9 TBL 7:30 PM	10	11 NJD 7:00 PM
12	13 OTT 7:30 PM	14	15	16	17 BUF 7:00 PM	18 WSH 7:00 PM
19	20	21 COL 9:00 PM	22	23	24	25 ARI 9:00 PM
26	27	28	29	30 ARI 7:30 PM	31	

NOVEMBER 2014

SUN	MON	TUE	WED	THU	FRI	SAT
						1 PHI 7:00 PM
2	3	4 BOS 7:00 PM	5	6 PHI 7:00 PM	7	8 CGY 3:00 PM
9	10	11 SJS 7:30 PM	12	13	14 NYI 7:30 PM	15
16 ANA 8:00 PM	17	18 LAK 10:30 PM	19	20 SJS 10:30 PM	21	22 NSH 8:00 PM
23	24 MIN 7:30 PM	25	26 CAR 7:30 PM	27	28 OTT 7:30 PM	29
30						

DECEMBER 2014

SUN	MON	TUE	WED	THU	FRI	SAT
	1 CBJ 7:00 PM	2 DET 7:30 PM	3	4 CBJ 7:30 PM	5	6 BUF 7:00 PM
7	8 STL 8:00 PM	9	10	11	12 DET 7:30 PM	13 BUF 7:00 PM
14	15	16 WSH 7:30 PM	17	18 PHI 7:00 PM	19	20 PIT 7:00 PM
21	22 PIT 7:30 PM	23	24	25	26	27
28 TOR 5:00 PM	29	30 MTL 7:30 PM	31 NYR 6:00 PM			

JANUARY 2015

SUN	MON	TUE	WED	THU	FRI	SAT
				1	2 BUF 7:00 PM	3
4 WSH 3:00 PM	5	6	7	8 VAN 10:00 PM	9 CGY 9:00 PM	10
11 EDM 7:00 PM	12	13 WPG 8:00 PM	14	15 COL 7:30 PM	16	17 EDM 7:00 PM
18	19 VAN 7:30 PM	20	21	22	23	24
25	26	27 DET 7:30 PM	28	29 CBJ 7:30 PM	30	31 NJD 7:00 PM

FEBRUARY 2015

SUN	MON	TUE	WED	THU	FRI	SAT
1	2 NYR 7:00 PM	3 NYI 7:00 PM	4	5 LAK 7:30 PM	6	7
8 NSH 3:00 PM	9	10 ANA 7:30 PM	11	12 MIN 8:00 PM	13 DAL 8:30 PM	14
15 STL 5:00 PM	16	17 TOR 7:30 PM	18	19 MTL 7:30 PM	20	21 OTT 7:00 PM
22 PIT 6:00 PM	23	24 CHI 8:30 PM	25	26 CHI 7:30 PM	27	28 BUF 3:00 PM

MARCH 2015

SUN	MON	TUE	WED	THU	FRI	SAT
1 TBL 5:00 PM	2	3 TOR 7:30 PM	4	5 DAL 7:30 PM	6	7 NYI 7:00 PM
8	9	10	11	12 WPG 7:30 PM	13	14 CAR 7:00 PM
15 NYR 5:00 PM	16	17 MTL 7:30 PM	18	19 DET 7:30 PM	20	21 BOS 7:00 PM
22	23	24 TBL 7:30 PM	25	26 TOR 7:30 PM	27	28 MTL 7:00 PM
29 OTT 5:00 PM	30	31 BOS 7:00 PM				

APRIL 2015

SUN	MON	TUE	WED	THU	FRI	SAT
			1	2 CAR 7:30 PM	3	4 TBL 7:00 PM
5 MTL 5:00 PM	6	7	8	9 BOS 7:30 PM	10	11 NJD 7:00 PM
12	13	14	15	16	17	18
19	20	21	22	23	24	25
26	27	28	29	30		

FLORIDA PANTHERS HOCKEY CLUB

14-15 MEDIA GUIDE



ONE UNDER THE SUN 

Editors in Chief

Justin Copertino
Amanda Cifu

Associate Editor

Adelyn Biedenbach

Contributing Editors

Mike Lewis
Pat McGrath
Steve Werier
Chrissy Parente

Layout & Design

Amanda Cifu

Photo Credits

Eliot Schechter & Getty
Images

TABLE OF CONTENTS

Club Directory

Ownership

Front Office & Hockey Operations

Rory A. Babich

Dale Tallon

William A. Torrey

Travis Viola/Mike Dixon/Eric Joyce

Gerard Gallant

Assistant Coaches

Hockey Operations

Scouting Staff

Medical Staff

PR/Communications

Broadcasting

The Players

In The System

Minor League Affiliates

Draft History

Regular Season Review

Final NHL Standings/Statistics

Final Regular Season Game Results

Final Regular Season Scoring

2013-14 Highs & Lows

2013-14 Miscellaneous Statistics

2013-14 Transactions

2013-14 Injury Breakdown

2013-14 Home/Road Scoring

Opponents

Top Scorers vs Panthers

Regular Season Records/History

Regular Season Records

6-7

8-9

10-27

12

13

14

15

16

17

18-27

22-25

28-31

32

33-35

36-87

88-99

100-104

105-109

110-125

112-115

116-117

118-119

120

121

122

123

124-125

126-156

157

158-233

158-171



TABLE OF CONTENTS

All-Time Leaders	172-174
All-Time Records	175-176
All-Time Special Teams	177-178
All-Stars & Career Goaltending	178
Career Scoring	179-180
Team Records	181-184
Individual Records	185-186
Goaltending Records	187
Rookie Records	188
Panthers Year-By-Year	189-209
Inaugural Season Firsts	210-211
All-Time Roster	212-213
All-Time Register	214-215
All-Time History	216-233
Playoff Review & Records	234-249
All-Time Playoff History	238
1996 & 1997 Panthers Playoff Scoring	239
2000 & 2012 Panthers Playoff Scoring	240
All-Time Playoff Leaders	241
Playoff Scoring vs Panthers/ Playoff Goal- tending vs Panthers	242
Team Playoff Records	244-246
Individual Playoff Records	247-248
Goaltending/Rookie Playoff Records	249
General Information	250-261
Media Information	252
Panthers IceDen	253
BB&T Center	254
Community	255-256
NHL Information	257
NHL Critical Dates	258-259
Ticket Information	260-261





FLORIDA PANTHERS CLUB DIRECTORY

ONE PANTHER PARKWAY | SUNRISE, FLORIDA 33323 | PHONE: 954-835-7000 | FAX (954) 835-7700

Ownership

Owner, Chairman & Governor: Vincent J. Viola

Executive

Vice Chairman, Partner & Alternate Governor: Douglas A. Cifu
President, CEO & Alternate Governor: Rory A. Babich
Executive VP & GM, Hockey & Business Ops & Alternate Governor: Dale Tallon
Special Advisor to the GM/Alternate Governor: William Torrey
Executive Vice President: Matthew Caldwell
Executive Vice President, Chief Financial Officer: Louis Partenza
Vice President, Broadcasting and Panthers Alumni: Randy Moller
Vice President, Business Analytics: Andre Therrien
Vice President and Chief Revenue Officer: Eric Kussin
Vice President, Event Programming: Kevin Grove
Vice President/GM of Panthers IceDen: Jeff Campol
Vice President, Hockey Operations: Travis Viola
Vice President, Information Technology: John Spade
Vice President, Marketing: Elizabeth Jenkins
General Counsel: Ed Wildermuth
Vice President, Legal Counsel: Steve Werier

Hockey Operations

Assistant to the General Manager: Eric Joyce
Director of Hockey Operations: Mike Dixon
Director of Player Development: Brian Skrudland
Manager of Player Development: Bryan McCabe
Director of Hockey Analytics: Brian Macdonald
Team Services Manager: Jerome Burke
Travel Coordinator: Stiles Burr

Coaching Staff

Head Coach: Gerard Gallant
Assistant Coach: Mike Kelly
Assistant Coach: John Madden
Assistant Coach: Mark Morris
Goaltending Coach: Robb Tallas
Strength and Conditioning: Tommy Powers
Skating and Skills Coach: Paul Vincent
Video Coordinator: Tommy Cruz

Scouting Staff

Director of Scouting: Scott Luce
Head Amateur Scout: Erin Ginnell
Assistant Head Amateur Scout: Jason Bukala
Amateur Scout: Fred Bandel
Amateur Scout: Craig Demetrick
Amateur Scout: Paul Gallagher
Professional Scout: Jim McKenzie
Professional Scout: Peter Mahovlich
Professional Scout: Al Tuer
European Scout: Jari Kekalainen
European Scout: Kent Nilsson

Training & Equipment Staff

Head Athletic Trainer: David Zenobi
Assistant Athletic Trainer: Tommy Alva
Physical Therapist: Luis Alvarez
Massage Therapist: Mike Smith
Head Equipment Manager: Chris Scoppetto
Equipment Manager: Chris Moody
Assistant Equipment Manager: Brian Godin

PR/Communications

Director, Communications: Justin Copertino
Coordinator, Communications & Digital Media: Adelyn Biedenbach
Coordinator, Communications & Digital Media: Amanda Cifu
Communications Associate: Mike Lewis

Game Presentation

Sr. Director, Game Presentation: Pete Soto
Sr. Manager, Presentation & Production: Jason Cothorn
Graphics Producer: Brandon Campbell
Video Producer: Dave Courtney
Video Producer: Steve Smith
Coordinator, Mascot & Game Operations: Ralph Estevez
In-Game Emcee: Bill Murphy





Marketing

Senior Marketing Manager: Brea Thomas
Grassroots Marketing & Youth Hockey Manager: John Colombo
Marketing Coordinator: Richard Mehery
Graphic Designer: Christine Novotny

Corporate Partnerships and Brand Activation

Director, Partnership Marketing: Jeremy Burson
Director, Partnership Marketing: Derek Ohta
Brand Activation Specialist: Katie Mendicino
Brand Activation Specialist, Legal Counsel: Samuel Sortisio

Box Office:

Director, Ticket Operations: Marcus Kroulik
Assistant Manager, Ticket Operations: Nick Sipala
Assistant Manager, Ticket Operations: Amanda Martie

Sales & Service:

Director, Client Experience: Nicole Meloff
Premium Client Experience Specialist: Melissa Hady
Premium Client Experience Specialist: Megan Giuliani
Client Experience Specialist: Rebecca Roy
Account Director, Premium Sales: Steve Hanson
Account Director, Premium Sales: Greg Lynch
Account Executive, Group Sales: Delwin Liranzo
Account Executive, Group Sales: Michael Bueker

Finance & Business Support (IT, Payroll, HR)

Manager, Human Resources & Payroll: Peggy Ziady
Recruiter & HR Generalist: Vicky Chez
Payroll Administrator: Ana Gomez
System Administrator: Christopher Iturrioz
Technical Support Specialist: Justin Gilbert
Senior A/V Technician: Tony Depasquale
Director, Accounting/Controller: Amy Perry
Director, Purchasing & Business Support: Laura Barrera
Senior Staff Accountant: Ian Wilson
Accounting Manager: Michele Schuppman
Staff Accountant: Natasha Schuman

Radio/TV Broadcasters

Television Play-By-Play: Steve Goldstein
Television Color Analyst: Denis Potvin
Television Analyst: Bill Lindsay
Panthers Host: Drew Goldfarb
Radio Play-By-Play: Randy Moller

BB&T Center

Operations Manager: Brian Gilner
Ice Technician Manager: Graham Caplinger
Conversion Crew Supervisor: Shannon Lesovoy
Day Crew Supervisor: Marcus Herrera
Engineer: Sean Bailey
General Labor: Rene Companioni
Sr. Electrician: Paul Gutillo
Sr. Manager Facility Services: Adam Fullerton
Manager, Housekeeping: Donald Crapp
Facility Office Manager: Nayibi Naranjo
Grounds Technician: Chris Williams
Director, Event & Guest Services: Tom Embrey
Manager, Event Services: Mike Blanton
Manager, Guest Services: John Adams
Manager, Operations & Special Projects Manager: Patty Flaherty

Panthers IceDen (Practice Facility)

Assistant General Manager: Jennifer Simmons
Manager, Hockey Administration: John Peach
Manager, Arena Operations: Tim Disharon
Manager, Recreational Hockey: Jim Haverstrom
Accounting Manager: Linda Kosoy
Sr. Retail Manager: Tim Burt
Director, Figure Skating: Nancy Mariani
Office Manager: Ashley Mayer
Kitchen Manager: Stella Georgakopolis
Facility Crew: Ferdinand Brickleff
Facility Crew: Robes Moise



VINCENT J. VIOLA

Owner, Chairman & Governor

Vincent J. Viola is the Chairman, Owner and Governor of Sunrise Sports & Entertainment, the Florida Panthers Hockey Club, BB&T Center, and SSE's additional operating entities.

Mr. Viola purchased the Panthers enterprise on Sept. 27, 2013.

A native of Brooklyn, N.Y., Mr. Viola graduated from the U.S. Military Academy at West Point in 1977, and later graduated from the U.S. Army Airborne, Infantry and Ranger Schools and served in the 101st Airborne Division. In 1983, he graduated from the New York Law School.

Mr. Viola is currently the Executive Chairman of Virtu Financial and is one of the nation's foremost leaders in electronic trading. He began his career in the financial services industry on the floor of the New York Mercantile Exchange and rose to be Vice Chairman (1993-1996) and Chairman (2001-2004). Mr. Viola is also the founder and largest stockholder in Independent Bank Group, Inc (Nasdaq: IBTX), a community banking chain headquartered in McKinney, Texas that he founded in 1989. In 2009, he was inducted into the Futures Industry Association Hall of Fame.

Mr. Viola decisively led the New York Mercantile Exchange through the aftermath of the terrorist attacks of Sept. 11, 2001. Mr. Viola was recognized by the members and the Board of Directors of the New York Mercantile Exchange for his efforts in leading the reopening of the New York Mercantile Exchange following the terrorist attacks and at the time the New York Mercantile Exchange Board presented Viola with a citation noting "his untiring efforts and inspirational guidance that resulted in the reopening of the New York Mercantile Exchange following the terrorist destruction of the World Trade Center on September 11, 2001."

The citation continued, that Mr. Viola's "heroic leadership served as a beacon to thousands of Exchange members and staff, providing us with the fortitude to resume operations and preserve the efficiency of the American economy and global energy and metals markets in the face of this great tragedy... His wholehearted determination, refusal to be thwarted, and skilled comportment with public officials were the impetus behind the Exchange being the only business west of Ground Zero to open on September 17 and for several months thereafter - preserving the livelihoods of tens of thousands of individuals and families in New York and worldwide. His actions embody the American Spirit in its most noble form."

Shortly after September 11, 2001, Mr. Viola conceived, founded and funded the Combating Terrorism Center at West Point, now in its tenth year of operation.

Mr. Viola has been widely recognized for his philanthropic endeavors including donating over \$10 million to his alma mater through various gifts. Mr. Viola is also a benefactor of the Columbia University medical school, and he and his family created and endowed the Pope John Paul II Family Academy in Bushwick, Brooklyn. He has also been honored as "Man of the Year" by the Chai Lifeline, which provides vital support services for Jewish Children with life-threatening illnesses. His charitable endeavors further include a \$2 million donation to Fordham University and founding the National Children's Educational Reform Foundation, which is dedicated to the improvement of inner city education with an emphasis on bilingual programs in immigrant communities.


Mr. Viola and his wife, Teresa, have three sons - John, Michael and Travis.





**Vice Chairman, Partner &
Alternate Governor**

DOUGLAS A. CIFU



Douglas A. Cifu is the Vice Chairman, Partner and Alternate Governor of Sunrise Sports & Entertainment, the Florida Panthers Hockey Club, BB&T Center, and SSE's additional operating entities.

Cifu, and Owner Vincent J. Viola, purchased the Panthers enterprise on Sept. 27, 2013.

A native of Syosset, N.Y., Cifu graduated magna cum laude with a Bachelor of Arts degree from Columbia University in 1987 where he was elected a member of Phi Beta Kappa, and completed his J.D. from Columbia Law School in 1990.

Cifu is currently the Chief Executive Officer of Virtu Financial, LLC a global electronic market making firm and was one of the company's co-founders with Vincent Viola in 2008. Mr. Cifu also serves on the board of Independent Bank of Texas (NASDAQ: IBTX), a community banking chain based in McKinney, Texas and Eastern Airlines, inc.


Prior to joining Virtu, Cifu practiced law for 18 years and was a partner at the international law firm Paul, Weiss, Rifkind, Wharton & Garrison. While there, Cifu served as a member of the Management Committee, was Deputy Chair of the Corporate Department, and co-head of the Private Equity Group. Highly regarded by his peers, Cifu was recognized in Chambers USA and Legal 500 as a leading mergers and acquisitions lawyer for buyouts and private equity transactions.

Cifu has a residence in Mirasol, Fla. with his wife, Melissa Lautenberg Cifu, their daughter, Rachel, and son, Daniel.

OWNERSHIP

FRONT OFFICE & HOCKEY OPERATIONS





FRONT OFFICE & HOCKEY OPERATIONS



RORY A. BABICH

President, Chief Executive Officer
& Alternate Governor

Rory A. Babich, a long-time international business executive, has been serving as the CEO and President of the Florida Panthers since March 2014 after initially joining the Panthers as the Special Advisor to the Owner in January 2014. Babich is responsible for overseeing all business and hockey operations for the Panthers, the Panthers IceDen (the official practice facility of the Florida Panthers) and BB&T Center. Since his appointment, Babich has focused extensively on developing new strategies that are targeted at, among other things, the team's marketing, international brand awareness exposure, ticket pricing, corporate partnerships, digital media, web content and community outreach. Among his early achievements are enhancing commercial broadcasts, simplified ticket plans, an expanded community outreach program that features closer collaboration with local schools on different initiatives, an upcoming expansion of youth hockey programs in South Florida and the relaunch of Panthers Fan Fest.

Before joining the Panthers, Babich served as a consultant to Messrs. Viola and Cifu in connection with their purchase of the Florida Panthers in September 2013. Previously, Babich worked as an executive with the liquid markets funds business of Fortress Investment Group, a publicly traded company, where he helped lead the business through the financial crisis, restructure the business, expand its product offerings to investors and increase its geographical scope through international expansion, eventually becoming its Chief Operating Officer responsible for running the day-to-day business.

Babich joined Fortress Investment Group after working as an executive with Swiss Re Group, one of the world's largest reinsurers where Mr. Babich was a member of the leadership team responsible for managing a large portion of the Group's global public and private investment portfolio and helped lead the international expansion of its alternative investments business.

Babich began his career as an international corporate attorney at the law firm of Paul, Weiss, Rifkind, Wharton & Garrison where he worked in their New York, Hong Kong (which office he helped open) and Tokyo offices working on a wide range on global transactions for a number of different clients in a variety of industries before being recruited by his client Swiss Re to join them.

An avid sports fan and long-time hockey follower, Babich was born in New York, New York and grew up in New Jersey. He graduated with a B.A. in Economics from Rutgers University and earned his J.D. from University of Pennsylvania Law School.





DALE TALLON

Executive Vice President, GM, Hockey
& Business Operations & Alternate Governor

Dale Tallon enters his fifth year as Executive Vice President & General Manager of the Florida Panthers after being named to the position on May 17, 2010. Tallon agreed to a multi-year contract extension on June 5, 2012. Over the last three seasons, Tallon has been responsible for reshaping the club's hockey operations department, as well as the team's player personnel. Florida finished the 2011-12 season with a 38-26-18 mark and the franchise's first Southeast Division championship. The Panthers earned 94 points, the club's most since totaling 98 points in 1999-2000. For his efforts, Tallon was also nominated as a finalist for National Hockey League's 2011-12 Executive of the Year.

In addition to the current Panthers roster, Tallon has ensured the Panthers will have a bright future by loading up on draft picks and top prospects. Since joining Florida, Tallon has conducted four successful NHL Entry Drafts that have included six first round selections: No. 2 - F Aleksander Barkov (2013), No. 23 - D Michael Matheson (2012), No. 3 - F Jonathan Huberdeau (2011), No. 3 - D Erik Gudbranson (2010), No. 19 - C Nick Bjugstad (2010) and No. 25 - C Quinton Howden (2010).

Prior to joining the Panthers, Tallon spent 33 years with the Chicago Blackhawks organization as a front office executive, player and broadcast personality. He served as Chicago's General Manager from 2005-09, and assistant GM from 2003-05. He was responsible for drafting or acquiring many of the Blackhawks' top players who won the 2010 Stanley Cup. Tallon spent the 2009-10 season serving as a Senior Advisor of Hockey Operations for the Blackhawks. He also served four years (1998-2002) as director of player personnel before returning to the radio and television booth prior to the 2002-03 season.

A defenseman, Tallon was Vancouver's first-round selection (2nd overall) in the 1970 NHL Entry Draft. He played in 642 NHL contests with Vancouver (1970-73), Chicago (1973-78) and Pittsburgh (1978-80), registering 336 points (98-238-336) and 568 PIM. Tallon recorded a career-high 17 goals in 69 games with Vancouver during the 1971-72 season and appeared in the 1971 and 1972 NHL All-Star Games. In 1972, Tallon was picked as an alternate for Team Canada at the 1972 Summit Series against the USSR.

The Rouyn-Noranda, Que., native was born on Oct. 19, 1950. Tallon and his wife, Meg, are the parents of two daughters, Lauren and Kristen.



WILLIAM A. TORREY

Special Advisor to the
GM/Alternate Governor

One of the most respected men in hockey, Mr. William A. Torrey has been a member of the Florida Panthers organization since the club's inception. He spent his first nine seasons as President of the Panthers, while serving as Governor (2002-03) and currently Alternate Governor (2003-10). Mr. Torrey was inducted into the Hockey Hall of Fame in 1995 and was honored by the Panthers with a special tribute night on Oct. 23, 2010. The No. 93 is retired in his honor.

Under Mr. Torrey's guidance and direction, the Panthers have enjoyed tremendous success. In 1993-94, the team's inaugural season, he helped assemble a club that broke expansion records for wins (33), points (83) and winning percentage (.494). The Panthers also made it to the Stanley Cup Finals faster than any other post-1967 expansion team in NHL history, reaching the mark in 1995-96, their third year of existence. Mr. Torrey also led the search and was responsible for hiring current Panthers GM Dale Tallon in May 2010.

Prior to taking the helm of the Panthers, Mr. Torrey spent 21 years with the New York Islanders, the first 20 as General Manager. He also handled the added roles of President (1980-89) and Chairman of the Board (1989-92). At the start of the 1992-93 season, Mr. Torrey stepped down from his position as chairman, passed his role as General Manager to Don Maloney, and remained with the team as a consultant until joining the Panthers in April 1993.

Mr. Torrey began his NHL career in 1967 as Executive Vice President of the expansion Oakland Seals. He then joined the expansion Islanders as General Manager in 1972, becoming the first person hired by the organization.


Mr. Torrey was born on June 23, 1934 in Montreal, Que. A business and psychology graduate of St. Lawrence University, he received the NHL's Lester Patrick Award for outstanding service to the hockey community in 1983.





Vice President of Hockey Operations

TRAVIS VIOLA



Travis Viola joined the Florida Panthers prior to the 2013-2014 season as Vice President, Hockey Operations.

A passionate, lifelong hockey fan, Viola has used his enthusiasm and creativity to spearhead hockey-based charitable fundraising efforts including the NHL's "Beard-A-Thon" campaign. His sports industry experience also includes five years with the New York Yankees organization.

Born and raised in New York City, Viola is a 2010 graduate of Fordham University in the Bronx where he was awarded a Bachelor of Arts degree.

Viola is extremely active in community endeavors and has worked with organizations including "The Bronx African American History Project", PETA, and more.

Viola resides in Sunrise.



MIKE DIXON

Director of Hockey Operations

Michael Dixon enters his tenth season with the organization and first as Director of Hockey Operations.

His responsibilities include Collective Bargaining Agreement compliance, budget and cap management, contract negotiations and research, salary arbitration, scheduling, and strategic planning. He serves as the team's liaison for all player transactions with NHL's Central Registry. He also deals with matters related to Florida's two affiliates, San Antonio Rampage and Cincinnati Cyclones. Dixon spent the previous six years as manager of hockey operations and manager of team services.

Prior to joining the Panthers, Dixon worked in the financial services industry in Canada for three years. A native of Stoney Creek, Ontario in Canada, Dixon graduated in April 2007 with his MBA in Sport Management at Florida Atlantic University. He also holds a Bachelor of Commerce degree from McMaster University.

Dixon resides in Coconut Creek, FL with his girlfriend, Paige and son, Easton.

Assistant to the General Manager

ERIC JOYCE


Eric Joyce joined the Florida Panthers prior to the 2013-2014 season as Assistant to the General Manager.

Eric is responsible for the Panther's Advanced Analytics department, as well as the planning of Panthers hockey activities including Development and Training camps.

Prior to joining the Panthers, Eric was an instructor in the Department of Social Sciences at the United States Military Academy where he taught Cadets Counterterrorism and Homeland Security. A native of Boston, MA, Eric also held numerous positions throughout government and the private sector focusing on national security. Eric served as an Army Captain in Operation Iraqi Freedom III in Mosul, Iraq from 2004-2005 and was awarded the Combat Infantryman's Badge, the Bronze Star and the Valorous Unit Citation.

Eric is a 2002 Graduate of the United States Military Academy at West Point, with a degree in Systems Engineering, and is also a 2011 Graduate of Harvard's Kennedy School with a focus on international economics and development. His hockey experience includes playing NCAA Division I at the United States Military Academy from 1998-2002, where he was awarded ECAC All-Academic team honors for the 2001-2002 season, as well as the Mike Gunning Award for the team's best scholar-athlete.

Eric enjoys spending time with his wife, Sarah Rose, and their daughter, Charlotte Rose.





GERARD GALLANT

Head Coach

Gerard Gallant was named the 13th head coach of the Florida Panthers on June 21, 2014.

Gallant, 50, who at one time was the head coach of the Columbus Blue Jackets, spent the last two years (2012-2014) serving as an assistant coach with the Montreal Canadiens, helping the team advance to the postseason each year, including the 2014 Eastern Conference Finals. During his two years as an assistant coach, Montreal posted a 75-42-13 mark, including their first 100-point season since 2007-2008.

Before coaching in Montreal, Gallant spent three seasons (2009-2012) as the head coach of the Saint John Sea Dogs of the Quebec Major Junior Hockey League (QMJHL). During his three seasons with Saint John, he compiled a 159-34-9 record and led the Sea Dogs to three first-place finishes, three league final appearances, two QMJHL championships (2011 & 2012) and one Memorial Cup (2011). Gallant was also named the QMJHL and Canadian Hockey League Coach of the Year twice (2010 & 2011).

Gallant served as head coach of Columbus for parts of three seasons (2003-2004 & 2005-2007), after serving as an assistant with the Blue Jackets (2000-2003). He also was an assistant with the New York Islanders (2007-2009), the International Hockey League's Fort Wayne Komets (1998-1999) and the American Hockey League's Louisville Panthers (1999-2000). Gallant began his coaching career in 1995-1996 with the Summerside Capitals of the Maritime Junior Hockey League (MJrHL) leading the team to the Royal Bank Cup in 1997.

A native of Summerside, P.E.I., Gallant was selected by Detroit in the sixth round (107th overall) in the 1981 NHL Draft. He played in 615 NHL games for Detroit (1984-1993) and Tampa Bay (1993-1995) registering 480 points (211-269-480) and 1,674 penalty minutes. Gallant recorded four 70-plus point seasons, including his most successful year in 1988-1989 when he registered a career high 93 points (39-54-93) and was selected as a NHL Second Team All-Star.

Gallant and his wife Pam have two children, Melissa and Jason.





Assistant Coach

MIKE KELLY



Mike Kelly was named assistant coach with the Florida Panthers on July 7, 2014.

Kelly, 54, spent the last four seasons working with the Saint John Sea Dogs of the QMJHL, serving as head coach and general manager (2012-2013) and director of hockey operations/associate head coach (2009-2012). Working alongside Gallant, the duo led the Sea Dogs to three first-place finishes, three league final appearances, two QMJHL championships (2011 & 2012) and one Memorial Cup (2011).

Prior to working in Saint John, Kelly spent three years with the Vancouver Canucks organization (2005-2008) as an assistant coach with both the Canucks and the Manitoba Moose (AHL). At the major junior level, Kelly has experience in both coaching and management with the Brandon Wheat Kings (WHL), North Bay Centennials (Ontario Hockey League) and Windsor Spitfires (OHL).

Kelly also led Team Canada to a gold medal at the 2003 IIHF World Under-18 Championship, serving as head coach.

Kelly and his wife Mary Ellen have three sons, Jared, Ryan and Connor.



JOHN MADDEN

Assistant Coach

Madden, 41, enters his second season as an assistant coach with the Panthers, after originally joining the Florida front office as a pro scout on Sept. 26, 2013. He was named an assistant coach with Panthers on Nov. 8, 2013.

Madden played on season with Florida, helping the team win the 2011-2012 Southeast Division Championship. Throughout his 13-year playing career, Madden played for New Jersey (1998-2004 & 2005-2009), Chicago (2009-2010), Minnesota (2010-2011) and Florida (2011-2012), earning three Stanley Cup titles (New Jersey 2000 & 2003) and Chicago (2010).

The Toronto, Ontario, native played in 898 career NHL games, recording 348 points (165-183-348) and 219 PIM. He was awarded the Frank J. Selke Trophy in 2001. After his retirement in 2012, Madden spent one year with the Montreal Canadiens (2012-2013) serving on their scouting staff.

Madden and his wife Lauren, have one son Tyler and one daughter Reese.

Assistant Coach

MARK MORRIS



Mark Morris was named assistant coach with the Florida Panthers on July 7, 2014.

Morris, 56, has spent the last eight seasons as head coach of the Manchester Monarchs (AHL), earning a record of 338-224-66 in the regular season and 35-50 in the postseason. He owns Manchester's record for most games coached (552), regular season wins (338) and post-season wins (35).

A majority of Morris' coaching career was spent behind the bench with the Clarkson Golden Knights (Eastern Athletic Conference). Hired by Clarkson in 1988, Morris compiled an overall record of 306-156-42 in 504 regular season games and a playoff record of 39-19-1. His teams have appeared in nine NCAA tournaments and one Frozen Four. He is the winningest coach in the history of Clarkson University and the only coach to win more than 300 games at each of the professional and collegiate levels. Morris began his professional hockey coaching career when he served as the special assistant for the Vancouver Canucks. Morris also served as an interim assistant coach for the Saginaw Spirit (OHL).

Morris and his wife Cecily have four children, Michael, Emily, Leah and Kevin.

COACHINGSTAFF



ROBB TALLAS

Goaltending Coach

Robb Tallas enters his sixth season as a member of the Florida Panthers coaching staff.


Throughout his 13-year playing career, Tallas appeared in 99 career National Hockey League games with the Boston Bruins (1995-2000) and Chicago Blackhawks (2000-01).

The Edmonton, Alberta native also serves as a hockey instructor at the Florida Panthers official practice facility, Saveology.com Iceplex and has previously worked with several NHL goalies. He also has participated as an instructor at the Panthers goaltending schools, while conducting one-on-one goaltending classes with aspiring goaltenders. Additionally, he serves as an active member of the Florida Panthers Alumni Association.

Tallas and his wife Luciana have one daughter, Gabriele.

Strength & Conditioning Coach

TOMMY POWERS



Tommy Powers enters his first season with the Florida Panthers after spending two seasons with the Phoenix Coyotes as the team's Strength and Conditioning Coordinator. Before working in the NHL he worked for Human Dynamix in Calgary, where he provided personal and specialized training for NHL, AHL, NCAA and Major Junior hockey players. Also under his direction were several Olympic, professional, and elite amateur athletes from figure skating, tennis, golf, and skiing.

Prior to joining Human Dynamix, the 29-year-old Powers was a defenseman for the UMass-Lowell Riverhawks of Hockey East from 2006-09. He served as the team's assistant strength and conditioning coach in 2009.

A native of Ft. Lauderdale, Florida, Powers earned a degree in Exercise Physiology and Nutrition from the University of Massachusetts, Lowell in 2009. His certifications include: CSCS, CES, PES, and Level IV Ki-Hara Resistance Stretching Practitioner by Innovative Body Solutions.



PAUL VINCENT

Skating & Skills Coach

Paul Vincent enters his third season as the club's Skating & Skills coach. Vincent served in a similar capacity with the team from 2002-2004.

Vincent brings to the organization more than 35 years of experience working with teams in the National Hockey League, the American Hockey League, ECHL, NCAA, as well as preparatory schools. He has also worked in similar capacity with the Chicago Blackhawks, Boston Bruins, Tampa Bay Lightning and New Jersey Devils.

The native of Beverly, MA spent 10 years as the skating and skills coach with Boston College from 1981- 1991 and from 1981-1986 served as a consultant for Rensselaer Polytechnic Institute. He has also worked in a consultant role with Harvard University, Northeastern University, Providence, Brown, Dartmouth and the University of Massachusetts.





Video Coordinator

TOMMY CRUZ



Cruz, 20, is in his first season as a Video Coordinator of the Panthers after spending last season with the team interning as an assistant video coach. Cruz played 2 years of junior hockey in the Eastern Junior Hockey League before cutting his playing short to begin working with the team at age 19.

A native of South Florida, Cruz played and trained locally at the Florida Panthers practice facility. Spending multiple seasons as a Florida JR Panther, Cruz also trained under current Panthers Goalie Coach Robb Tallas.



JEROME BURKE

Manager of Team Services

Jérôme Burke enters his third season with the Panthers, two as a Staff Accountant, and first as the club's Manager of Team Services.

His responsibilities include traveling with the club and scheduling all team travel such as air, bus transportation, hotels, meals and practice time. He also assists visiting teams with their travel and practice needs.

Prior to joining the Panthers, Burke worked for the Montreal Juniors (QMJHL). A native of Montreal, Quebec in Canada, Burke graduated in December 2013 with his MBA in Sport Management from Florida Atlantic University. He also holds a Bachelor of Commerce degree from McGill University.

Travel Coordinator

STILES BURR



Stiles Burr enters his first season as the club's Travel Coordinator.

His responsibilities include coordinating travel for the Panthers' AHL affiliate, the San Antonio Rampage, as well as travel for the organization's leadership.

He recently graduated from Western Carolina University with a B.S. in Sport Management, and when not working, can be found playing hockey, a sport he has played for nearly 20 years.



SCOTT LUCE

Director of Scouting

Scott Luce enters his 13th season with the Panthers after joining the club's scouting staff on July 11, 2002. Luce has been responsible for the Panthers drafting notable players, including David Booth, Dmitry Kulikov, Erik Gudbranson and Jonathan Huberdeau.

Prior to joining the Panthers, Luce spent three years in Tampa Bay working as a full-time scout based out of Ontario. Before joining the Lightning, Luce worked for Ottawa during the 1998-99 season as a part-time scout in the Minnesota region. Prior to joining the Senators, the London, Ont., native spent five years as Vice President of Sales for Branches Hockey Sticks. The son of Philadelphia Flyers Director of Player Development Don Luce, Scott graduated from the University of Guelph (Ontario) in 1992 with a degree in history.

Raised in Buffalo, N.Y., Luce played collegiate hockey at Colgate University and junior hockey with the Guelph Platers. Scott and his wife, Ann Marie, are the parents of two sons, Harrison and Griffin. The family resides in St. Thomas, Ont.

Director of Player Development

BRIAN SKRUDLAND



Brian Skrudland enters his fourth year as the team's Director of Player Development.

Skrudland served as the Panthers' first team captain, appearing in 256 games with the club (1993-97) totaling 32 goals with 67 assists and 401 PIM. He guided the club to the 1996 Eastern Conference Championship and the Stanley Cup Finals. Skrudland was also a finalist for the Selke Trophy in 1994. He served as the club's Assistant Coach for part of the 2013-14 season.

Throughout his 16-year NHL playing career, Skrudland played in 881 career NHL contests for Montreal (1985-93), Calgary (1992-93), Florida (1993-97), NY Rangers (1997-98) and Dallas (1997-2000), registering 343 points (124-219-343) and 1,107 PIM. He earned Stanley Cups with the Montreal Canadiens (1986) and Dallas Stars (1999).

The Peace River, Alta., native retired at the age of 36 after helping Dallas reach the 2000 Stanley Cup Finals. After his retirement from playing, Skrudland returned to the Flames organization as an assistant coach for three seasons (2000-03).


Skrudland and his wife, Lana, have one son, Simon, and two daughters, Rudi and Carly.





Manager of Player Development


BRYAN McCABE



Bryan McCabe enters his third season as the club's Manager of Player Development.

The former NHL All-star played in 1,135 NHL contests, with 528 points (145-383-528) and 1,732 PIMs. Over his career the defenseman competed for the New York Islanders (1995-98), Vancouver Canucks (1998-99), Chicago Blackhawks (1999-00), Toronto Maple Leafs (2000-08), Florida Panthers (2008-11) and New York Rangers (2011). McCabe has appeared in 56 playoff games with Toronto (2000-04) and New York Rangers (2011) registering 28 points (10-18-28) and 84 PIMs. As a member of the Florida Panthers, McCabe served as Captain and skated in his 1,000th NHL game during his tenure with Florida.

McCabe and his wife Roberta have two daughters Stevie and Jocelyn.



BRIAN MACDONALD

Director of Hockey Analytics

Brian Macdonald joins the Panthers staff after spending six years as an assistant/associate professor in the Department of Mathematical Sciences at West Point. While at West Point, his research interests included using mathematics and statistics for the purposes of player evaluation and decision-making in sports, and especially in hockey.

He received a Bachelor of Science in Electrical Engineering from Lafayette College, Easton, PA, and a Master of Arts and a Ph.D. in Mathematics from Johns Hopkins University, Baltimore, MD



ERIN GINNELL

Head Amateur Scout

Erin Ginnell enters his 12th season as an amateur scout for Florida. Prior to working with the Panthers, he spent one year as a scout with the Colorado Avalanche and two seasons as a scout with the Columbus Blue Jackets. The Flin Fon, Man., native served as a player/coach for the Powell River Regals from 1998-2000, where he won two Allen Cups, before joining the Columbus staff.

As a collegiate player, Ginnell became the all-time scoring leader in the Alberta Collegiate Athletic Conference during his three years with Red Deer College, winning a national championship in 1994. He was a fourth-round selection of the Washington Capitals in the 1996 NHL Entry Draft.

Ginnell and his wife, Jay, have one son, Bradley. The family resides in Calgary, Alta.

Assistant Head Amateur Scout

JASON BUKALA



Jason Bukala enters his fourth season with the Panthers as an amateur scout. Prior to working with Florida, he spent five years scouting for the Nashville Predators as a North American amateur scout.

Prior to his time in Nashville, Bukala was Director of Player Personnel for the Soo Greyhounds of the OHL.

Bukala and his wife, Michelle reside in London, Ont and have two sons, Kian and Kaden.





Amateur Scout

FRED BANDEL



Fred Bandel enters his eighth season as an amateur scout for the Panthers. He re-joined the Panthers scouting staff last season, after spending the previous three seasons on the scouting staff for the Toronto Maple Leafs. He also served as a part-time scout with Florida in 2003-04 and worked for the Montreal Canadiens for nine years.

The Montreal, Que., native holds more than 25 years of coaching experience at the elite and junior level in both Montreal and Minneapolis.

Bandel resides in Minnetonka, Minn.



CRAIG DEMETRICK

Amateur Scout

Craig Demetrick enters his eighth season with the Panthers as an amateur scout. Prior to joining the Panthers, he spent four seasons serving as a scout for the Calgary Flames. Demetrick also worked for NHL Central Scouting Service (1998-2003), as well as serving as a scout for Lethbridge (WHL).

Demetrick resides in Veron, B.C. with his wife, Sherry, and twins, Amy & Adian.

Amateur Scout

PAUL GALLAGHER



Paul Gallagher enters his ninth season with the Panthers as an amateur scout. Prior to working with Florida, he spent three years scouting for the St. Louis Blues. Gallagher also spent three years scouting for Power-play International, as well as three seasons as the advance scout for the Rochester Americans (AHL).

Gallagher and his wife, Carol, make their home in Cole Harbour, N.S., and have two daughters, Jacqueline and Brittany, and one son, Blake.



PETER MAHOVLICH

Professional Scout

Peter Mahovlich enters his fifth season with the Panthers as a professional scout.

Mahovlich, enjoyed a 16-year NHL career which spanned from 1965-81 and includes stints with the Detroit Red Wings, Pittsburgh Penguins, and Montreal Canadiens, with whom he won four Stanley Cup titles. For his career, Mahovlich notched 773 points (288-485-773) in 884 games and played in 88 Stanley Cup playoff games.

Following his retirement as a player, Mahovlich served as a scout for the Edmonton Oilers, Tampa Bay Lightning, and Atlanta Thrashers.

The Timmins, Ont., native is also a member of the Canadian Sports Hall of Fame.

Professional Scout

JIM MCKENZIE



Jim McKenzie enters his first full season as a professional scout with the Florida Panthers. Prior to working with the Panthers, he spent two seasons coaching the USHL Muskegon Lumberjacks as an assistant coach (2010-11) and a Head Coach (2012-2013).

McKenzie played more than 900 NHL games, collecting 100 points (48g, 52a) and 1,739 penalty minutes in 880 regular season games. The 6-foot-4 left winger also appeared in 51 playoff games and was a member of the 2003 Stanley Cup champion New Jersey Devils.

McKenzie was selected by the Hartford Whalers in the fourth round (73rd overall) of the 1989 NHL Entry Draft. He made his NHL debut with the Whalers during the 1989-90 season and went on to play for eight other organizations during his NHL career. He retired after spending the 2003-04 season with the Nashville Predators.

Following his playing career, McKenzie stayed close to the game, holding a coaching position with the TPH Thunder hockey club. He also has experience working with the National Hockey League Players Association (NHLPA).



AL TUER

Professional Scout

Al Tuer enters his fifth season with the Panthers as a professional scout.

Drafted by the Los Angeles Kings in the ninth round (186th overall) of the 1981 NHL Entry Draft, Tuer played 10 seasons as a pro, registering 2,464 PIM in 630 games.

Following his career as a player, Tuer served as head coach and General Manager of the Moose Jaw Warriors (WHL) before taking an amateur scouting position with the NHL's Central Scouting Bureau. From 2001-2010, Tuer served as an amateur scout with the Calgary Flames.





European Scout

KENT NILSSON



Kent Nilsson enters his fifth season with the Panthers as an European scout.

Nilsson, had a professional hockey career that spanned from 1973-1998. During his nine-year NHL career, Nilsson played in 553 games, registering 686 points (264-422-686). A two-time NHL All-Star in 1980 and 1981, Nilsson was also a member of the 1986-87 Edmonton Oilers club that won the Stanley Cup. The husband of LPGA golfer Helen Alfredsson, Nilsson was inducted into the International Ice Hockey Federation's (IIHF) Hall of Fame in 1996.

Most recently, Nilsson served as a scout with the Edmonton Oilers.



JARI KEKALAINEN

European Scout

Jari Kekalainen enters his 13th season with the Panthers as the club's European scout.

As a player, Kekalainen skated with Kuopio in the Finnish Junior League from 1988-91 before playing one year for Tampere. The Kekalainen family is well respected around the National Hockey League. Kekalainen has two brothers working in the NHL, Jarmo and Janne.

Kekalainen resides in Helsinki, Finland.



DAVE ZENOBI

Head Athletic Trainer

Dave Zenobi enters his ninth season with the Florida Panthers after joining the team in October 2006. He joined the team as assistant athletic trainer, but assumed the head athletic training duties mid-way through the 2007-08 season.

Before joining the Panthers, Zenobi spent five years as the head athletic trainer with the San Jose Sharks AHL affiliate, the Cleveland Barons. Prior to the Barons, Zenobi got his start in hockey by spending seven seasons as the head athletic trainer for the Cleveland Lumberjacks of the IHL. Zenobi graduated in 1990 from Mount Union College in Alliance, Ohio where he played football for the most successful NCAA Division-III football program. He graduated from the University of Massachusetts in 1992 with a Masters degree in Exercise Science. Zenobi began his professional career by spending two years at the Cleveland Clinic working in the Physical Therapy Department.

Zenobi and his wife Dawn live in Parkland with their two sons Domenic and Joey.

Assistant Athletic Trainer

TOMMY ALVA



Tommy Alva enters his fourth season as the Florida Panthers assistant athletic trainer.

Prior to joining the Panthers Alva spent three seasons as the Atlanta Thrashers head athletic trainer. In this role, he was responsible for the assessment, treatment and rehabilitation of player injuries and assisted with the overall medical and training programs of the organization. Alva served as the head athletic trainer for the Norfolk Admirals of the American Hockey League during the 2007-08 season and spent the previous four years as assistant athletic trainer for the Dallas Stars from 2003-04 to 2006-07.

Prior to his role with the Stars, he spent one season as the head athletic trainer for the Barcelona Dragons of NFL Europe in 2000 and worked as the head athletic trainer for the Dallas Burn of Major League Soccer for four seasons from 1996-2000.


A native of Dallas, Texas, Alva earned his Bachelors and Masters from Henderson State University in Arkansas. He and his wife, Stephanie, have a son, Kaleb. Hockey League during the 2007-08 season and spent the previous four years as assistant athletic trainer for the Dallas Stars from 2003-04 to 2006-07.

Prior to his role with the Stars, he spent one season as the head athletic trainer for the Barcelona Dragons of NFL Europe in 2000 and worked as the head athletic trainer for the Dallas Burn of Major League Soccer for four seasons from 1996-2000.

A native of Dallas, Texas, Alva earned his Bachelors and Masters from Henderson State University in Arkansas. He and his wife, Stephanie, have a son, Kaleb.

Massage Therapist

MIKE SMITH



Mike Smith enters his third season as the team's massage therapist.

Prior to working with the Panthers, he spent 16 years working in both the American Hockey League and International Hockey League for the Cleveland Lumberjacks, Cleveland Barons and Lake Erie Monsters. He has also worked in a similar capacity with the NBA's Cleveland Cavaliers, WNBA's Cleveland Rockers and AFL's Cleveland Gladiators.

Smith graduated from the National Institute of Masso Therapy in 1996 and also holds a Physical Therapy Assistant degree. He spent four years in the United States Army (1982-1986) with the First Infantry Division at Fort Riley Kansas .





Head Equipment Manager

CHRIS SCOPPETTO



Chris Scoppetto enters his seventh season at the club's head equipment manager.

Prior to joining the Panthers, Scoppetto spent three seasons with the Detroit Red Wings serving as the team's assistant equipment manager, earning a Stanley Cup ring with the Wings in 2007-08. The Hamden, CT native spent six seasons on the equipment staff of the Nashville Predators and two seasons with the Phoenix Coyotes.

Scoppetto attended Arizona State University and graduated with a degree in exercise science. He and his wife, Trekka, reside in Fort Lauderdale.



CHRIS MOODY

Equipment Manager

Chris Moody enters his tenth season with the organization.

He began his career with the Colorado Avalanche in 1997, serving as the Avalanche's assistant equipment manager for three years. Moody joined the Nashville Predators in 1999 where he spent four seasons working in a similar role.

Moody has been a member of the Athletic Equipment Managers Association (AEMA) since 2003.


For the last two years, Moody has played an important role in organizing and participating in 24 hours of hockey, a charitable event that benefits the Children's Hospital in Denver, CO. For more information on the event visit www.24hoursofhockey.com.

Moody is originally from Winnipeg, Canada, but moved to Denver where he spends time during the off-season.

Moody resides in Fort Lauderdale.

Assistant Equipment Manager

BRIAN GODIN



Brian Godin enters his first season with the Florida Panthers after most recently spending one season with the South Carolina Stingrays.

Previously, he spent over three seasons with the Phoenix Coyotes of the National Hockey League as the visiting team locker room attendant and manager of the Coyotes' practice facility pro shop. A graduate of Arizona State University with a Bachelor of Arts degree in Business Management and native of North Yarmouth, ME, Godin's uncle, Bert, is the Equipment Manager for the St. Louis Blues (NHL).



JOHN URIBE, M.D. - MEDICAL DIRECTOR

Orthopedic Surgeon - UHZ Sports Medicine Institute

John Uribe, M.D., is a dual Board-certified orthopedic surgeon at Doctors Hospital, specializing in sports medicine, arthroscopic surgery and minimally invasive surgical procedures for degenerative conditions of the knee, shoulder and elbow. Dr. Uribe is the team physician for the Florida Panthers hockey team and the Miami Dolphins football team. He is the chairman of the Department of Orthopedics for Florida International University's Herbert Wertheim College of Medicine and is a founding member of the UHZ Sports Medicine Institute.

Prior to this, Dr. Uribe was a lieutenant colonel in the U.S. Army and served as chief of orthopedics at Tripler Army Medical Center in Honolulu. His research interests include minimally invasive resurfacing techniques of the knee and shoulder, as well as ligament and tendon restoration. A member of multiple professional organizations and societies, he is well-published and lectures extensively in the U.S. and abroad.



THOMAS SAN GIOVANNI, M.D.

Orthopedic Surgeon - UHZ Sports Medicine Institute

Thomas San Giovanni, M.D., is a Board-certified orthopedic surgeon specializing in conditions of the foot and ankle. He earned a Bachelor of Science degree from Boston College and received the Scholar of the College award from the school of arts and sciences. He earned his medical degree from George Washington University in Washington, D.C. He subsequently completed an orthopedic surgical residency at the University of Miami, and two fellowships at Harvard Medical School - in foot and ankle surgery and pediatric orthopedic surgery. He also completed a Robert Wood Johnson Research Fellowship at Columbia University's College of Physicians and Surgeons in New York City.

Dr. San Giovanni is a professor at Florida International University's Herbert Wertheim College of Medicine. At the University of Miami Miller School of Medicine he is a voluntary faculty member in the Department of Orthopedics and Rehabilitation and a voluntary associate professor in the Department of Exercise and Sport Sciences.

Dr. San Giovanni is the orthopedic surgeon for the Miami City Ballet. He also serves as a foot and ankle consultant for several professional and collegiate sports teams, such as the Florida Panthers, Tampa Bay Buccaneers, University of Miami, Florida International University and Miami-Dade County Public Schools. He lectures internationally and has been chosen every year since 2005 as one of the "Best Doctors in America." In 2012, U.S. News and World Report selected him as one of the country's "Top Doctors."



GAUTAM P. YAGNIK, M.D.

Orthopedic Surgeon - UHZ Sports Medicine Institute

Gautam Yagnik, M.D., is a Board-certified, fellowship-trained orthopedic surgeon specializing in sports medicine and arthroscopic surgery of the shoulder, elbow and knee. He is a team physician for the Florida Panthers hockey team and the Miami Dolphins football team. He is also medical director for the Escape to Miami, 13.1 Miami Beach and 13.1 Fort Lauderdale marathons. He has served as assistant team physician for the University of Miami and Florida International University football teams, and has provided orthopedic coverage for the BCS National Championship Game, Orange Bowl, Miami Open Tennis and NCAA Men's Basketball Tournament.

Dr. Yagnik earned his undergraduate degree at Duke University, graduating magna cum laude and Phi Beta Kappa. He attended medical school at the University of Pittsburgh, where he graduated at the top of his class and was elected to the Alpha Omega Alpha Honor Medical Society. During medical school he performed surgical research that yielded two prestigious grants from the Howard Hughes Medical Institute. Dr. Yagnik completed his residency in orthopedic surgery at the University of Pennsylvania. There he was elected administrative chief resident and was given the Willard Award for the most outstanding resident. He completed his sports medicine fellowship at UHZ Sports Medicine Institute.





HOWARD BUSH, M.D., F.A.C.C.

Internist

Howard Bush has worked with the Florida Panthers since their inception in 1993 where he attended the first training camp under the direction of Coach Roger Neilson. He is an interventional cardiologist and Associate Chief of staff at Cleveland Clinic Florida. Cleveland Clinic in Florida is a multi-specialty, academic medical center that integrates clinical and hospital care with research and education. Cleveland Clinic in Florida has over 150 physicians with expertise in 35 specialties. Dr. Bush has been with the group since 1992 and his clinical interests include invasive and interventional cardiology, risk factor management, and coronary artery disease.

Dr. Bush is Board Certified in Cardiovascular Diseases, Internal Medicine, and Interventional Cardiology. He and his wife Eva, D.D.S., have three children Aaron, Leah, and Elana.




DAVID N. WESTERDAHL, M.D

Internist

David N. Westerdahl, MD, has been a Staff Physician for the Department of Orthopedics at Cleveland Clinic Florida since 2004. He is the Director of Medical Sports Medicine at Cleveland Clinic Florida. Dr Westerdahl completed his Doctor of Medicine Degree at Loma Linda University in 2000. After finishing his residency in Family Medicine at Florida Hospital in Orlando, he served a Primary Care Sports Medicine fellowship in the Department of Orthopedic Surgery at Cleveland Clinic's main campus in Cleveland, Ohio.

With a background in primary care and sports medicine, Dr. Westerdahl manages a wide range of non-operative orthopedic and sports medicine injuries. He is the Director of Sports Medicine for the USA Player Development Center in Boca Raton, Florida. He served as the Director for Sports Medicine at Florida Atlantic University. His specialty interests include sports injuries, medical orthopedics, exercise related medical conditions, musculoskeletal ultrasound, and concussions. In his spare time, Dr Westerdahl enjoys spending time with his family and participating in multisport events.



MARTIN ROBINS, D.D.S.

Dentist

Martin Robins, D.D.S., has been the official team dentist of the Panthers since the teams inception in 1993. He has operated a private dental practice in Coral Springs for more than 20 years, and recently opened "Robins Dental Associates" in Boca Raton. While practicing all phases of dentistry, Dr. Robins specializes in cosmetic and reconstructive dentistry, utilizing the latest in laser, implant, and digital technology. A graduate of the N.Y.U. School of Dentistry, Dr. Robins earned his undergraduate degree at Union College in Schenectady, NY. After earning his degree in dentistry, he went on to complete a General Practice Dental Residency at Booth Memorial Medical Center in New York. He is a charter member and past president of the NHL Team Dentist Association. For further information, visit robinsdental.com or call 561-482-7200.



MEDICAL+



NICHOLAS RUGGIERO, D.C.

Chiropractor

Nicholas Ruggiero, D.C., enters his ninth season as the Panthers' official chiropractor. He began his education at the University of Miami and completed his B.S. in human biology and doctorate in chiropractic medicine at Cleveland Chiropractic College in Los Angeles in 1988, graduating Magna Cum Laude. In 1989, he was certified in physical therapy by the National Board of Chiropractic Examiners. Dr. Ruggiero received certification in manipulation under anesthesia in 1992 and he is also certified in Active Release Technique in full spine and upper extremity and lower extremity. For more information visit drnicholasruggiero.com




CORY LESSNER, M.D.

Laser Vision Specialist - Millennium Laser Eye Centers

With over 25,000 successful corneal refractive procedures to his credit, Dr. Lessner, a board-certified ophthalmologist, is considered to be one of the most skilled surgeons in his discipline; His practice has been exclusive to laser correction surgery and LASIK for the past 20 years. Dr. Lessner prides himself on staying ahead of the curve on the newest techniques and latest equipment available in the industry. He has also pioneered novel surgical refinement techniques for the improvement of the LASIK Procedure and has shared them with other physicians throughout the world.

Dr. Lessner is the Medical Director and CEO of Millennium Laser Eye Centers and the President of SightTrust Eye Institute, both located in Sunrise, Florida. Certified by the American Board of Ophthalmology, Dr. Lessner's goal is to provide an unmatched level of professionalism, medical care and service to every patient he sees. He is also the official LASIK provider to the Marlins, Dolphins, and Heat.



ILIYA BEYLIN, D.P.M., F.A.C.F.A.S.

Podiatrist

Dr. Iliya Beylin received his undergraduate education from the University of Miami. He graduated in 1995 with a major in psychology and minors in chemistry and mathematics. He started his medical education at New York College of Podiatric Medicine and then transferred to Barry University School of Graduate Medical Sciences. Because of academic achievements he was on President's roll and Academic Dean's list multiple times. Dr. Beylin graduated with honors in 1999.

From 1999 to 2002 Dr. Beylin received his post-graduate training from Cooper Hospital/ UMC in Camden, NJ. During the 3 years of surgical residency he had extensive hands-on experience with trauma of the lower extremity, sports medicine, reconstructive surgery and diabetic limb salvage.

Dr. Beylin is board certified in foot and ankle surgery since 2006. He is board certified in foot and reconstructive rearfoot and ankle surgery by the American Board of Podiatric Surgery. Dr. Beylin is a Fellow of American College of Foot and Ankle Surgeons. He specializes in sports medicine, trauma of the lower extremity, ankle replacement, reconstructive surgery, revisional surgery, surgical and non surgical treatments of many conditions of the foot and ankle in children and adults.

Dr. Beylin constantly attends conferences, workshops and lectures around the country in order to learn the latest treatment techniques. His postgraduate training list is extensive. It includes such surgical treatment methods as ankle arthroscopy, application of external fixation in trauma and reconstructive surgery, ankle replacement and laser treatment.

Dr. Beylin has two sons, ages 8 and 10. His hobbies include sports, music and reading.



GREGORY ALBERT, M.D.

Plastic Surgeon

Dr. Gregory Albert has been the official Plastic Surgeon of the Florida Panthers for eight consecutive seasons. Behind the scenes, Dr. Albert works hard to get your Florida Panthers back out on the ice. His impeccable credentials, both academic as well as surgical, have allowed him to become one of South Florida's leading Board-certified plastic surgeons.

Dr. Albert is well known for treating unwanted breast tissue in men, a condition called Gynecomastia. His cutting edge minimal incision armlift procedure has been featured on ABC, CBS, and NBC News. Dr. Albert's practice is also distinguished by its advanced use of the Active F/X fractional laser which takes years off your face. His perfecting of laser technologies, as well as his reputation for his midface cheek lifts has garnered the interest of major media outlets. Dr. Albert is located at 6290 Linton Blvd., Suite 203 Delray Beach 561-495-2700.





FRANK CONIDI D.O., M.S.

Neurologist

Dr. Conidi is a graduate of Boston University, Boston University School of Medicine and Nova/Southeastern University College of Medicine. He completed his internship at Tuft's University's St. Elizabeth's Medical Center, his residency at Boston University School of Medicine's Boston City and University Hospitals, and received additional training in headache through the Harvard affiliated Massachusetts General and Brigham and Women's Hospitals.

He is currently the Director of the Florida Center for Headache and Sports Neurology, which specializes in the treatment of Sports Concussion, Headache and Sports Related neurological disorders. He joined the Panthers in 2008 and has served as a consulting neurologist for the, USTA, NY Mets and St. Lucie Cardinals (major and minor league teams). Dr. Conidi holds an academic appointment as Assistant Clinical Professor of Neurology at Florida State University School of Medicine. He is a member of the American Academy of Neurology Sports Neurology Executive Committee and Concussion committee, and is a co-author of the American Academy of Neurology Concussion Guidelines. Dr. Conidi is also a consult for the FDA's Diagnostic and Radiological Device Division and is Chairman of The Seeing Stars Foundation, a charity dedicated to research and education on sports related concussion and sports related neurological injury. He can be reached at 1-877-648-4762 or visit him on the web at fxneuro.org.



BROWARD HEALTH Medical Team Partner The Official Trauma and Emergency Care Providers

Broward Health, providing service for more than 50 years, is a nationally recognized system offering world class health care services to our neighbors in South Florida. One of the 10 largest public health systems in the nation, Broward Health includes Broward General Medical Center, North Broward Medical Center, Imperial Point Medical Center, Coral Springs Medical Center, Chris Evert Children's Hospital, Broward Health Weston and more than 30 facilities of the Community Health Services and Broward Health Physician Group. For more information visit www.browardhealth.org.



DOCTORS HOSPITAL Sports Medicine Provider

Since 1949, Doctors Hospital has been serving the people of Coral Gables. Its name comes from the founding physicians who saw a need for a first-class healthcare center. The 281-bed facility has a tradition of excellence, with an outstanding reputation for its services in orthopedics, general surgery, neurosurgery, gynecology, gynecologic oncology, emergency and general medical care. Doctors Hospital's Center for Orthopedics and Sports Medicine serves professional and amateur athletes from around the world. Doctors Hospital has been a leader in neurological care, serving thousands of patients from the United States and abroad. In 1993, the hospital developed Florida's first Gamma Knife program, treating brain conditions without surgery.



SELECT PHYSICAL THERAPY Rehabilitation Specialists

Select Physical Therapy is a leading provider of physical and occupational therapy services. The organization consists of talented employees-both clinical and non-clinical- who have a strong reputation for clinical quality, effective outcomes and positive customer service. Their main goal is to be the provider of choice in the communities we serve through excellence in patient care. Select Physical Therapy is owned and operated by Select Medical. For more information, visit www.selectphysicaltherapy.com or call 800-770-6682.



JUSTIN COPERTINO


Director, Communications

Justin Copertino enters his 12th season with Sunrise Sports & Entertainment after joining the organization on September 2, 2003. His responsibilities include serving as the primary liaison for the Florida Panthers and the local South Florida media, while also directing media relations activities at home and on the road and providing daily hockey information. He also assists the hockey operations with various projects and initiatives. Prior to joining the Panthers, he spent one year as the media relations manager with the San Antonio Rampage (AHL). Before working in San Antonio, Copertino spent two years with DP Fox Sports and Entertainment as the media relations coordinator for the Grand Rapids Griffins (AHL) and Grand Rapids Rampage (AFL).

A native of New Hyde Park, N.Y., Copertino graduated from Clemson University in May of 2000 with a Bachelor's degree in speech and communications.

Coordinator,
Communications & Digital Media

ADELYN BIEDENBACH



Adelyn Biedenbach enters her second season with Sunrise Sports & Entertainment after joining the organization in September 2013. Her responsibilities include overseeing FloridaPanthers.com as well as strategy and content creation for Florida Panthers and BB&T Center Social Media. She also assists with PR & Media Relations duties.

Prior to joining the Panthers, Adelyn obtained a M.S. in New Media Management at the S.I. Newhouse School of Public Communications at Syracuse University and worked as a student teaching assistant and HootSuite social campus ambassador there.

A native of Pittsburgh, PA, She also spent time interning the New Media Department of the Pittsburgh Penguins and graduated from Point Park University in 2012 with a B.A. In Journalism.



AMANDA CIFU

Coordinator,
Communications & Digital Media


Amanda Cifu enters her first full season with Sunrise Sports & Entertainment after joining the organization in December 2013. Her responsibilities include creating digital content for social media and the website as well as writing press releases, and handling photo and creative needs for the organization.

Prior to joining the Panthers, Amanda obtained her Bachelor of Arts degree at Florida State University and spent time in New York City as a digital marketing intern.

A native of Long Island, NY, Cifu also spent time working as a communications specialist at a media relations firm in Tallahassee, FL.

Communications Associate

MIKE LEWIS



Mike Lewis enters his third season with Sunrise Sports & Entertainment and his first as Communications Associate. His responsibilities include website content, helping coordinate media relations activities and providing daily hockey information.

Lewis spent time as an intern in the Communications department for the Florida Panthers and became the department's first Media Relations Assistant during the 2012-13 season. Lewis was previously involved in the team's Youth Hockey and Grassroots Marketing department, facilitating street hockey clinics in the South Florida community as well as the Bahamas.

A native of Coral Springs, FL, Lewis graduated from Florida Gulf Coast University in 2012 with a B.A. in Communication and a Minor in Creative Writing.





Fox Sports Florida Television Play-by-Play

STEVE GOLDSTEIN



Steve "Goldie" Goldstein is a sports broadcasting veteran and trusted voice in South Florida.

Goldstein is the longtime hockey voice of the NHL's Florida Panthers. He is in his 8th season as television play-by-play announcer on Fox Sports Florida. He spent two years as the Panthers radio play-by-play man and has been with the team since 1997 as a radio and TV host. In addition, Steve anchors sports for CBS-TV Miami and provides expert commentary on CBS This Morning.

Goldie also hosts morning drive radio on WINZ 940am in Miami. He's hosted various other shows in South Florida for the past 20 years, including Miami Dolphins radio network host, pregame and postgame and Miami Hurricanes football.

Goldie has extensive national experience, working 4 Olympics for CBS Radio/Westwood One, most recently serving as the play-by-play voice of USA hockey at the 2014 Sochi Winter games and at the 2010 games in Vancouver. He was the hockey studio host and reporter in Nagano in 1998 and producer at the 1994 games at Lillehammer. Steve also has hosted NFL shows and covered Super Bowl for Westwood One radio network.

He began his career calling Syracuse basketball, football and Lacrosse before moving onto CBS Radio Network in New York and reporting for WFAN radio.

Steve graduated from Syracuse University's S.I. Newhouse School of Public Communications with a degree in Broadcast Journalism. He resides in Weston with wife Dana and boys Jake, 12 and Kyle, 10.



DENIS POTVIN

Fox Sports Florida Television Color Analyst

Denis Potvin returns to the Florida Panthers broadcast booth for the 2014-2015 season as the team's color analyst. He previously served as the team's color commentator for Florida's first 16 seasons in the National Hockey League.

The cornerstone of the New York Islanders' four Stanley Cup championship teams in the early 1980's, Potvin retired in 1988 as the National Hockey League's leader in goals and points by a defenseman and is a three-time winner of the James Norris Memorial Trophy (Top Defenseman). After a stellar career on and off the ice, Potvin was inducted into the Hockey Hall of Fame and Ottawa Sports Hall of Fame in 1991.

Potvin got his start in sports broadcasting in 1989 with SportsChannel New York covering NHL games. He spent the last four years working as the color commentator for Ottawa Senators broadcasts on Rogers Sportsnet.

Potvin and his wife, Valerie, are the proud parents of their three grown children, Madeleine, Annabelle and Christian.

Fox Sports Florida Television Analyst

BILL LINDSAY

Bill Lindsay enters his sixth season as the team's television analyst on FOX Sports Florida, after spending the last two years serving as the club's radio color commentator.

Lindsay, a 14-year NHL veteran and member of the 1996 Panthers Eastern Conference Championship team, played in more than 750 NHL contests for six different clubs scoring 83 goals with 141 assists. He appeared in 506 games with the Panthers (1993-99, 2001-02) recording 165 points (67-98-165). Lindsay is best known for his spectacular Game 5 goal in the Eastern Conference Quarterfinals versus Boston that broke a 3-3 tie and gave the Panthers their first playoff series victory.

The Big Fork, Mont. native completed his NHL career with Atlanta in 2004, before spending his final last two seasons playing for the Cologne Sharks in the German League.



BROADCASTING



DREW GOLDFARB

Fox Sports Florida
Panthers Host

Drew Goldfarb enters his second season hosting Panthers LIVE! and intermission reports on FOX Sports Florida.

Goldfarb returned home to south Florida after spending over three years working in Tupelo, Mississippi. There, he anchored weekend sportscasts for WTVA, including hosting and producing a 15-minute sports show on Sunday nights.

Prior to his time in Tupelo, Goldfarb attended Florida State University. While in school, he worked as an Associate Producer at WCTV as well as in numerous positions covering FSU Athletics for Seminole Productions, SUN Sports and ESPNU. He also worked as the play-by-play voice of the Tallahassee Titans (American Indoor Football Association) during the team's only season.

A recipient of eight Associated Press Awards since 2010, including being named "Sportscaster of the Year" by the Mississippi AP in 2014, Goldfarb has earned recognition for his work covering sports at all levels.


Born on Long Island, New York, Goldfarb moved with his family to Coral Springs in 1993, attending his first ever hockey game at the Miami Arena the following year. Drew graduated from Florida State University with a degree in Media Production. He now resides in Sunrise.

560 WQAM

Radio Play-By-Play

Vice President, Broadcasting & Panthers Alumni

RANDY MOLLER



Former Panthers defenseman Randy Moller enters his eighth season as the team's radio play-by-play broadcaster. Moller was voted as South Florida's best sports radio play-by-play broadcaster in an online poll conducted by the Miami Herald in 2010, due to his insightful and entertaining broadcasts.

Moller has been a member of the Cats' broadcast team for the last 17 years, serving in a variety of capacities, including as the club's radio analyst and television host, providing Panthers fans with enthusiastic and colorful broadcasts. In addition to his on-air duties, Moller has been part of the team's front office staff since 2002, where he currently serves as the club's Vice President of Broadcasting & Panthers Alumni.

A native of Red Deer, Alta, Moller, played 13 seasons in the NHL with Florida, Quebec, the New York Rangers and Buffalo recording 45 goals, 180 assists and 1,692 penalty minutes in 815 games.

Moller also serves as president of the Panthers Alumni Association. He and his wife, Cathy, live in Boca Raton with their sons, Jonathan and Logan, and their daughter McKenna.





THE PLAYERS





THE PLAYERS



16

ALEKSANDER BARKOV

(AELEK-saander BAHK-kov)

CENTER | Shoots Left | 6-3, 211 | Born 9/2/95 in Tampere, Finland

DRAFTED: 2013 - 1st Round (2nd Overall) by Florida

HOW ACQUIRED: Florida's first selection (2nd overall) in the 2013 NHL Draft.

MILESTONES

FIRST NHL GAME: 10/3/13 at Dallas

FIRST NHL GOAL/POINT: 10/3/13 at Dallas

FIRST NHL ASSIST: 10/8/13 at Philadelphia

MOST GOALS, GAME: 1 (8 times) MR: 1/14/14 vs. NY Islanders

MOST ASSISTS, GAME: 2 (3 times) MR: 1/4/14 vs. Nashville

MOST POINTS, GAME: 3, 10/11/13 vs. Pittsburgh

MOST PENALTY MINUTES, GAME: 2 (5 times) MR: 2/7/14 at Carolina

BARKOV vs. NHL:

Team	GP	G	A	PTS	PIM
Anaheim.....	1	0	0	0	0
Arizona.....	0	0	0	0	0
Boston.....	2	0	0	0	0
Buffalo.....	3	0	1	1	0
Calgary.....	1	0	0	0	0
Carolina.....	2	0	0	0	2
Chicago.....	2	0	1	1	0
Colorado.....	1	0	0	0	0
Columbus.....	1	0	0	0	0
Dallas.....	1	1	0	1	0
Detroit.....	4	0	2	2	2
Edmonton.....	2	0	1	1	0
Florida.....	-	-	-	-	-
Los Angeles.....	1	0	0	0	0
Minnesota.....	2	1	0	1	0
Montreal.....	3	1	1	2	0
Nashville.....	2	0	2	2	0
New Jersey.....	1	0	0	0	0
NY Islanders.....	1	1	0	1	0
NY Rangers.....	3	1	1	2	2
Ottawa.....	3	1	0	1	0
Philadelphia.....	2	0	1	1	0
Pittsburgh.....	3	1	2	3	0
San Jose.....	1	0	0	0	2
St. Louis.....	2	0	0	0	2
Tampa Bay.....	3	0	1	1	0
Toronto.....	2	0	2	2	0
Vancouver.....	1	0	1	1	0
Washington.....	2	1	0	1	0
Winnipeg.....	2	0	0	0	0

NHL TOTALS: ...54...8...16...24...10

2013-14: Completed first NHL season, first with Florida...Missed final 23 games of season (lower body injury)...Selected to play for Team Finland at the 2014 Winter Olympics....Had career high six-game point streak (1-6-7: Dec. 23-Jan. 6)...Scored goal Dec. 19 at OTT...Recorded a pair of assists Dec. 17 at TOR...Netted a goal Nov. 10 vs. NYR...Scored a goal Oct. 19 vs. MIN...Posted a NHL career high three points, including first career game-winner (1-2-3) Oct. 11 vs. PIT...Picked up his first NHL assist Oct. 8 at PHI...Recorded first NHL goal in first NHL game on 15:34 TOI Oct. 3 at DAL becoming the youngest player to score a goal in the NHL in 70 years.

2012-13: Completed second season in SM-Liiga, second with Tappara Tampere, serving as the team's second-leading scorer...Finished the season playing 53 games with 48 points (21-27-48) with a plus-18 rating and eight PIMs...Helped Tappara finish in second place and reach the SM-Liiga playoff finals. Played in five Playoff games for Tappara...Recorded five points (0-5-5) with a plus-three rating and two PIMs...Suffered a season-ending shoulder injury early in Game 5 of the quarterfinal against HIFK.

2011-12: Completed first SM-Liiga season, first with Tappara Tampere at just 16-years-old...Played in 32 games, registering 16 points (7-9-16) with a plus-18 rating and eight PIM...Barkov averaged 13:32 minutes of ice time.

2010-11: Played in 25 games for Tappara's U-20 team as a 15-year-old and represented Finland in international competition at the U-17 and U-16 levels...Scored five goals and 12 assists with six penalty minutes in the U-20 SM-Liiga...Scored 10 goals with eight assists in 13 games for Tappara's U-18 team. Led Tappara to the U-16 playoff finals, scoring seven goals with 17 assists in 10 games...Helped Tappara capture a silver medal in the Jr. C SM sarja league.

International: 2014: Represented Team Finland at the 2014 Olympics in Sochi, Russia..Skated for Finland at 2013 U-20 World Junior Championship, playing in six games, scoring three goals with four assists and was plus-two with six PIM.

SEASON	TEAM	LEAGUE	GP	G	A	PTS	+/-	PIM	PPG	SHG	GWG	GP	G	A	PTS	PIM
2011-12	Tappara	SM-Liiga	32	7	9	16	-	4	-	-	-	-	-	-	-	-
	Tappara Jr	SM-Liiga	5	2	3	5	-	2	-	-	-	-	-	-	-	-
2012-13	Tappara	SM-Liiga	53	21	27	48	-	8	-	-	-	5	-	5	5	2
2013-14	Florida	NHL	54	8	16	24	-3	10	3	0	1	-	-	-	-	-
	FLORIDA TOTALS:		54	8	16	24	-3	10	3	0	1	-	-	-	-	-
	NHL TOTALS:		54	8	16	24	-3	10	3	0	1	-	-	-	-	-





20 | SEANBERGENHEIM

(SHAWN BHUR-gehn-highm)

LEFT WING | Shoots Left | 6'0, 193 | Born 2/8/84 in Helsinki, Finland

DRAFTED: 2002 - 1st Round (22nd overall) by the New York Islanders

HOW ACQUIRED: Signed as an unrestricted free agent July 1, 2011.

MILESTONES

FIRST NHL GAME: 10/9/03 at Washington

FIRST NHL GOAL/POINT: 10/25/03 vs. Pittsburgh

FIRST NHL ASSIST: 11/8/03 vs. Atlanta

MOST GOALS, GAME: 3, 3/7/09 vs. New Jersey

MOST ASSISTS, GAME: 2 (6 times), MR: 4/10/14 vs. Montreal

MOST POINTS, GAME: 3 (4 times) MR: 2/26/12 vs. Montreal

MOST PENALTY MINUTES, GAME: 15, 10/13/08 vs. Buffalo

BERGENHEIM vs. NHL:

Team	GP	G	A	PTS	PIM
Anaheim.....	7	0	1	1	2
Arizona.....	6	1	2	3	2
Boston.....	19	0	6	6	22
Buffalo.....	22	6	4	10	29
Calgary.....	8	2	1	3	0
Carolina.....	27	5	1	6	14
Chicago.....	5	0	0	0	4
Colorado.....	4	1	1	2	0
Columbus.....	7	2	0	2	0
Dallas.....	6	2	1	3	14
Detroit.....	9	4	1	5	12
Edmonton.....	6	0	0	0	2
Florida.....	17	3	0	3	12
Los Angeles.....	8	2	0	2	14
Minnesota.....	8	3	0	3	2
Montreal.....	23	5	6	11	10
Nashville.....	7	2	0	2	8
New Jersey.....	29	9	6	15	12
NY Islanders.....	10	1	1	2	14
NY Rangers.....	25	2	4	6	23
Ottawa.....	20	5	2	7	15
Philadelphia.....	33	6	6	12	30
Pittsburgh.....	33	4	5	9	24
San Jose.....	6	0	1	1	6
St. Louis.....	6	1	0	1	2
Tampa Bay.....	18	3	2	5	12
Toronto.....	21	5	4	9	12
Vancouver.....	5	0	0	0	6
Washington.....	27	5	9	14	10
Winnipeg.....	24	6	7	13	26

NHL TOTALS ..450...87...74.161...339

2013-14: Completed his eighth NHL season, second with Florida...Recorded game-winner Apr. 6 vs DAL...Tied a career high with a five-game point streak (Jan.21-30: 3-2-5)...Scored six goals in six games (Dec. 23-Jan.6)...Had a three-game point streak (4-0-4: Dec. 23-29)...Scored a pair of goals Dec. 28 vs. DET...Recorded a goal and an assist Dec. 17 at TOR...Netted his first two goals of the season Nov. 25 vs. PHI...Played in first NHL game since Apr. 26, 2012 on Oct. 25 vs BUF, picking up an assist on 11:59 TOI. Played in 400th career game on November 30 against PIT.

2012-2013: Did not play due to injury.

2011-12: Completed his seventh NHL season, first with Florida...Set a career high with 17 goals...Recorded goal Mar. 20 at PHI...Set career-high (16) goals on second goal Mar. 13 vs. TOR... Matched career high with season-high three points (1-2-3) Feb. 26 vs. MTL...Goal on season-high seven shots Feb. 23 vs. MIN...Scored a goal Feb 15 vs OTT...Registered a goal Feb. 11 at NJD...Picked up goal Feb. 9 vs. LAK...Had two points (1-1-2) Feb. 4 at TBL...First GWG with Florida Feb. 3 vs WPG...Missed 12 games (lower body) 12/20-1/18...Had two goals Dec. 16 vs. CGY...Season-high seven shots and goal Dec. 1 at LAK...Had goal Nov. 8 at TOR...Notched four shots in return to action Nov. 3 vs. CHI...Missed seven games with a lower-body injury 10/18-10/31...Scored first goal as a Panther, Florida's first shorthanded goal of season Oct. 17 at TBL...Registered four shots on goal and four hits in first game with Florida Oct. 8 at NYI. Played in all seven playoff games....Led the team with six points in the post season (3-3-6) in the seven-game series....Scored 10th career playoff goal in Game One on Apr. 13 vs. NJD.... set career-high with seven hits in Game One.

2010-11: Completed his sixth NHL season, first with Tampa Bay, appearing in a career-high 80 contests...Was eighth on the team with 14 goals and 10th with 29 points...Ranked fifth on the team with 182 SOG...Recorded his first multi-goal game of the season Feb. 8 vs. BUF, his first since 3/7/09 vs. NJD... Scored the GWG on Dec. 4 vs. COL...Appeared in his first NHL postseason... Was third among all NHL postseason skaters with nine goals...Was third on the team in the postseason with 46 SOG...Had goals in eight of his last 13 games... Was second on the team with one GWG...Had four points (3-1-4) in the ECQF,

THE PLAYERS





including his first career postseason goal...Had four points (4-0-4) in the ECSF. **2009-10:** Completed his fifth NHL season, fifth with the Islanders...Reached double digits in goals and points for the third straight season...Led the Islanders in SHG with two and tied for eighth on the team with 133 SOG...Ranked ninth on the team with 10 goals and was 10th on the Islanders with 23 points...Ranked fourth on the team with +1 rating...Tied for fifth on the team with 45 PIM...Recorded a pair of three-game point streaks... Also tied a career single-game high for most points in a game with three (1-2-3) on Apr. 6 vs. MTL...Notched a goal in three consecutive contests (4/1-6), tying career-high three-game goal streak...Registered a career-high five-game point streak from (3/27-4/6, 4-4-8)... Tied his career-high two-game assist streak on three separate occasions. **2008-2009:** Completed his fourth NHL season, fourth with New York...Led the Islanders in GWG with five and SHG with four...Established new career highs in goals (15), points (24), GWG and SHG... Recorded first NHL hat trick on Mar. 7 vs. NJD (Brodeur)... Recorded first career multi-goal game with two tallies on Feb. 28 vs. BUF... Tied career high with two assists on Feb. 16 vs. PIT. **2007-08:** Completed his third NHL season, third with the NY Islanders...Appeared in a career-high 78 games, registering 10 goals and 12 assists for 22 points...eight of his 10 goals came during the final 34 games of the season...Played in his 100th career NHL game on Feb. 14 at TOR...Ranked second on the team in hits with 138...Missed three games with a shoulder injury and one as a healthy scratch. **2006-07:** Split time between Yaroslavl of the Russian Super League and Frolunda of the Swedish Elite League...Played in only 36 of Frolunda's 55 games, but ranked sixth on the team in goals with 16, fifth in assists with 17 and sixth in points with 33...Ranked second on Frolunda with a +9 rating, while tallying four PPG and two GWG. **2005-06:** Completed his second NHL season, second with New York...Split time between the Islanders and the Bridgeport Sound Tigers of the AHL...Compiled a three-game goal scoring streak from (3/21-3/25)... Tallied a NHL career-high three points (1-2-3) including the GWG on Mar. 13 vs. NJD...Played in 55 games with Bridgeport, leading the team in goals with 25 and PIM with 112...Finished fifth on the Sound Tigers in points with 47 and fourth with +4 rating...Appeared in all seven first-round games for the Sound Tigers versus the Wilkes-Barre/Scranton Penguins and recorded two assists. **2004-05:** Spent his first full season in North America playing for the Sound Tigers during the NHL lockout...Finished tied for third on the Sound Tigers in goals with 15 and was sixth in points with 29...Selected to play on PlanetUSA at the 2005 AHL All-Star Classic. **2003-04:** Completed his first NHL Season, first with the NY Islanders...Split season between the Islanders, Bridgeport and Jokerit Helsinki of the Finnish Elite League... Reassigned to the Sound Tigers on Apr. 14 for the AHL playoffs... Reassigned to Jokerit Helsinki on Jan. 4 following the completion of the World Junior Championships... Recorded first NHL assist on a Shawn Bates goal on Nov. 8 vs. ATL... Scored first career NHL goal, a shorthanded tally, on Oct. 25 vs. PIT (Caron)... Started season with the Islanders and made his NHL debut on Oct. 9 at WSH, recording one shot while logging 10:03 in ice time... Played seven games for the Sound Tigers in the playoffs, scoring 2 goals, 3 assists and 5 points

INTERNATIONAL: **2008:** Represented Team Finland at the 2008 World Championship. **2007:** Helped lead Finland to the finals of the World Championship and scored a goal and three points in nine games. **2003:** Represented Finland at the World Junior Championship and scored seven points (2-5-7) in 6 games with a +1 rating and six penalty minutes. **2002:** Played in the World Junior Championship and the World Under-18 Championship...Also played in the World Under-19 Championship.

SEASON	TEAM	LEAGUE	GP	G	A	PTS	+/-	PIM	PPG	SHG	GWG	GP	G	A	PTS	PIM
2000-01	Jokerit	Fin-Jr.	18	6	4	10	-	26	-	-	-	2	0	0	0	4
2001-02	Jokerit	Fin-Jr.	23	11	19	30	-	36	-	-	-	1	0	0	0	2
	Jokerit	Finland	28	2	2	4	-	4	-	-	-	-	-	-	-	-
2002-03	Jokerit	Fin-Jr.	2	3	0	3	-	2	-	-	-	-	-	-	-	-
	Jokerit	Finland	38	3	3	6	-	4	-	-	-	-	-	-	-	-
2003-04	NY Islanders	NHL	18	1	1	2	-4	4	0	1	0	-	-	-	-	-
	Jokerit	Finland	20	2	2	4	-	18	-	-	-	3	1	1	2	0
2004-05	Bridgeport Sound	AHL	61	15	14	29	1	69	5	1	3					
2005-06	NY Islanders	NHL	28	4	5	9	-11	20	0	0	1					
	Bridgeport Sound	AHL	55	25	22	47	4	112	7	4	3	7	0	2	2	24
2006-07	Frolunda	Sweden	36	16	17	33	-	80	-	-	-	-	-	-	-	-
2007-08	NY Islanders	NHL	78	10	12	22	-3	62	1	0	1	-	-	-	-	-
2008-09	NY Islanders	NHL	59	15	9	24	-2	64	0	4	5	-	-	-	-	-
2009-10	NY Islanders	NHL	63	10	13	23	1	45	0	2	0	-	-	-	-	-
2010-11	Tampa Bay	NHL	80	14	15	29	0	56	2	0	1	16	9	2	11	8
2011-12	Florida	NHL	62	17	6	23	-5	48	5	1	2	7	3	3	6	4
2013-14	Florida	NHL	62	16	13	29	-16	40	3	0	3	-	-	-	-	-
FLORIDA TOTALS:			124	33	19	52	-21	88	8	1	5	7	3	3	6	4
NHL TOTALS			450	87	74	161	-40	339	11	8	13	23	12	5	17	12





27

NICKBJUGSTAD

(NIHK BYOOG-stad)

CENTER | Shoots Right | 6-6, 224 | Born 7/17/92 in Minneapolis, Minnesota**DRAFTED:** 2010 - 1st Round (19th Overall) by the Florida Panthers**HOW ACQUIRED:** Florida's second choice (19th overall) in the 2010 NHL Draft.

MILESTONES

FIRST NHL GAME: 4/6/13 vs. Washington**FIRST NHL GOAL:** 4/27/13 at Tampa Bay**FIRST NHL ASSIST/POINT:** 10/17/13 vs. Boston**MOST GOALS, GAME:** 2, 4/10/14 vs. Toronto**MOST ASSISTS, GAME:** 2 (2 times) MR: 3/31/14 at New Jersey**MOST POINTS, GAME:** 3, 4/10/14 vs. Toronto**MOST PENALTY MINUTES, GAME:** 2 (9 times) MR: 4/10/14 vs. Toronto

BJUGSTAD vs. NHL:

Team	GP	G	A	PIS	PIM
Anaheim	2	0	0	0	0
Arizona	2	0	1	1	0
Boston	6	0	4	4	0
Buffalo	4	1	1	2	0
Calgary	2	0	1	1	0
Carolina	3	1	1	2	0
Chicago	2	0	0	0	0
Colorado	2	0	1	1	0
Columbus	3	1	1	2	0
Dallas	1	0	0	0	0
Detroit	5	2	0	2	2
Edmonton	2	0	0	0	2
Florida	-	-	-	-	-
Los Angeles	1	0	0	0	0
Minnesota	2	0	1	1	2
Montreal	4	1	0	1	2
Nashville	2	0	0	0	2
New Jersey	4	1	2	3	0
NY Islanders	4	1	0	2	0
NY Rangers	5	1	1	2	0
Ottawa	5	1	1	2	2
Philadelphia	2	0	0	0	0
Pittsburgh	3	0	1	1	0
San Jose	2	0	1	1	2
St. Louis	1	0	0	0	0
Tampa Bay	4	2	2	4	0
Toronto	5	3	1	4	2
Vancouver	2	0	1	1	0
Washington	4	0	1	1	2
Winnipeg	3	2	0	2	0
NHL TOTALS	87	17	22	39	18

2013-14: Completed his second NHL season, second with Florida...Led the team in points with 38 (16-22-38)...Recorded first two-goal game and first three-point game of his career Apr. 10 vs. TOR...Registered two assists Mar. 13 at TBL...Recorded a career high four game point streak (0-5-5; Mar. 7-13)...Recorded first multi-point game of NHL career (1-1-2) Mar. 1 at CBJ...Netted a goal Dec. 5 vs. WPG...Scored a goal Nov. 27 vs. NYR...Had three-game point streak (0-3-3; Nov. 15-19)...Had three-game point scoring streak (1-2-3; Nov. 7-10)...Recorded first NHL assist on Oct. 17 vs. BOS...Scored first goal of the season Oct. 27 vs. TBL.

2012-13: Completed his first NHL season, first with Florida...Played 11 games...Scored his first career goal Apr. 27 at TBL (16:54)...Signed Entry-Level Contract with Florida on Apr. 3...Named to the All-WCHA Third Team and an All-America candidate...Minnesota's leading goal scorer with 21 goals...also had 15 assists and 36 total points...9 of his 21 goals came on the power play and had three game winners...named the WCHA Offensive Player of the Week on October 16th for the weekend of 10/12-13 after tallying three points including the game-winning goals both nights...Named to the All-WCHA First Team...National Player of the Month for November after recording 13 points and nine goals...WCHA Offensive Player of the Week for Nov. 22...Set a career high in goals (25), assists (17) and points (42) while playing in 40 games...led team in goals and tied for fifth in the nation with 25...Scored most goals scored by a Gopher since Ryan Potulny had 38 in 2005-06...Recorded 21 of his points (9-12-21) in 16 road games...Had a point in 13 of 16 road games and had five multiple-point games on the road...Tied for second on the team in power-play goals (8) and was third in plus-minus rating (+23)...Led team in shooting percentage (17.2%)...team was 20-6-1 when he had a point...Led team (of players who have taken more than 70 faceoffs) with a 57.9% success rate...Had a season-high six-game point streak (7-4-11) from Nov. 12-Dec. 2, 2010-11: Skated in 29 games and had 20 points (8-12-20) during his freshman season...Received the Frank Pond Rookie of the Year award...Tied for sixth on the team in points (20)...Registered 19 (8-11-19) of his 20 points in WCHA games...Recorded sixteen points (6-10-16) in his final 16 games of the season...Tied for first on the team (Nate Condon) among freshmen in goals (8)

THE PLAYERS






and was second among freshmen in assists (12)...Led team with two shorthanded goals...registered a point in 15 of 29 games and team was 8-4-3 when he had a point...Had three multiple-point games and two multiple-goal games...Third on the team in faceoff attempts (355) and wins (170). Played his high school hockey at Blaine...Earned three varsity letters for the Bengals...Won 2010 Minnesota Mr. Hockey Award, given to the state's most outstanding senior high school hockey player.

International: **2013:** Represented the United States at the 2013 World Championship. **2012:** Played for the United States at the 2012 World Junior Championship...Tied for first on Team USA with four goals and tied for second with six points...Scored the game-winning goal against Denmark (12/26) and had a hat trick against Latvia (1/3). **2011:** Represented the United States at the 2011 World Junior Championship posting four points (2-2-4) in six games.

SEASON	TEAM	LEAGUE	GP	G	A	PTS	+/-	PIM	PPG	SHG	GWG	GP	G	A	PTS	PIM
2012-13	Florida	NHL	11	1	-	1	-8	2	-	-	-	-	-	-	-	-
2013-14	Florida	NHL	76	16	22	38	-14	16	0	14	-	-	-	-	-	-
NHL TOTALS:			87	17	22	39	-22	18	0	14	-	-	-	-	-	-





63

DAVE BOLLAND

(DAYV BOHL-uhnd)

CENTER | Shoots Right, 6-0, 180 | Born 6/5/86 in Mimico, ON

DRAFTED: 2004–2nd Round (32nd overall) by Chicago

HOW ACQUIRED: Signed as an unrestricted free agent on July 1, 2014.

MILESTONES

FIRST NHL GAME: 10/25/06 vs. Vancouver

FIRST NHL GOAL: 12/16/07 vs. Florida

FIRST NHL ASSIST/POINT: 10/31/07 at Dallas

MOST GOALS, GAME: 2 (10 times) MR: 10/26/13 vs. Pittsburgh

MOST ASSISTS, GAME: 3 (2 times) MR: 2/16/11 vs. Minnesota

MOST POINTS, GAME: 3 (5 times) MR: 1/20/13 at Arizona

MOST PENALTY MINUTES, GAME: 10, 2/21/09 at Dallas

BOLLAND vs. NHL:

Team	GP	G	A	PTS	PIM
Anaheim	18	3	6	9	14
Arizona	18	5	11	16	0
Boston	4	0	0	0	4
Buffalo	5	2	1	3	2
Calgary	18	7	4	11	18
Carolina	5	1	1	2	2
Chicago	1	0	0	0	2
Colorado	18	1	6	7	9
Columbus	26	10	6	16	32
Dallas	18	3	10	13	12
Detroit	23	6	5	11	16
Edmonton	17	6	7	13	10
Florida	7	1	2	3	2
Los Angeles	19	2	5	7	12
Minnesota	17	5	6	11	12
Montreal	5	0	1	1	0
Nashville	30	6	8	14	24
New Jersey	5	0	1	1	4
NY Islanders	5	1	0	1	2
NY Rangers	4	0	0	0	0
Ottawa	5	0	1	1	0
Philadelphia	6	4	2	6	2
Pittsburgh	4	3	1	4	6
San Jose	14	2	6	8	10
St. Louis	29	4	5	9	26
Tampa Bay	3	1	0	1	0
Toronto	3	1	3	4	0
Vancouver	19	1	2	3	14
Washington	4	0	2	2	0
Winnipeg	5	3	0	3	0
NHL TOTALS	355	78	102	180	235

2013-14: Completed his eighth NHL season, first with Toronto... Played 23 games for the Maple Leafs collecting 12 (8-4-2) with 24 PIMs 2nd on Maple Leafs in SHG (tie-1) .. Missed final 3 games (Apr. 8-12) due to injury .. Missed 56 games (Nov. 8-Mar. 19) due to ankle injury .. Suffered ankle injury (severed tendon on outside of ankle) Nov. 2 at VAN .. At the time of injury, led Maple Leafs in SHG (tie-1), 2nd in GWG (tie-2) and PIMs (tie-18) .. 100th NHL assist Oct. 15 vs. MIN .. OTW, 1st star Oct. 12 vs. EDM .. 1st Maple Leafs assist Oct. 5 vs. OTT .. 2 G, including GWG and 1st as a Leaf, 1st star Oct. 2 at PHI (Mason) .. Maple Leafs debut Oct. 1 at MTL.

2012-13: Completed his seventh NHL season, seventh with Chicago... Won Stanley Cup Championship for the second time in his career with Chicago... Played 35 games for Chicago collecting 14 points (7-7-14) with 22 penalty minutes. Scored a career-high (tie) 2 goals and 3 points Jan. 20 at PHX. Played in 300th career NHL game Jan. 22 vs. STL. Missed 1 game due to injury Feb. 2 at CGY. Played a season high (21:10) Feb. 22 vs. SJS. Collected a season-high 2 assists Mar. 10 vs. EDM. Scored a season-high (tie) 2 goals Mar. 31 at DET. Returned to lineup Apr. 14 after missing 5 games due to injury. Played 18 playoff games for Chicago collecting 6 points (3 goals, 3 assists) with 24 penalty minutes. Won Stanley Cup with Chicago. Collected a playoff-high 2 points (1 goal, 1 assist) in GM #1 of SCF June 12 vs. BOS. Scored Stanley Cup GWG in GM #6 June 24 at BOS. Set a record for latest Stanley Cup GWG in regulation time as goal came with 59 seconds remaining in the 3rd period. **2011-12:** Completed his sixth NHL season, sixth with Chicago... Tallied 37 points (19-18-37) in 76 regular-season tilts ... Posted career highs with seven power-play goals and a team-leading three shorthanded goals ... Matched career highs in goals (19) and goals per game (.25) ... Recorded a career-high 126 shots on goal ... Paced the club with 1,203 faceoffs taken and ranked second with 582 faceoff wins, both career highs ... Ranked second on the club with a 48.4 faceoff win percentage, the second-highest of his NHL career ... Tallied 23 points (13-10-23) and a +8 plus/minus rating in 23 tilts at the United Center ... Registered six multi-point efforts during the campaign ... Matched a career high with two goals on Oct. 8 vs. DAL in the Blackhawks home opener and vs. MIN on Jan. 12 ... Recorded a season-long three-game point streak twice, tallying three points (1-2-3) from March 27-31 and six points (4-2-6) from Jan. 8-12 ... Tallied a PPG and won 17 of 20 faceoffs on Jan. 24 vs. NSH ... Notched a season-high three points (2-1-3) on Jan. 12 against MIN ... Missed six games (Oct. 7; Nov. 10-13; April 5-7) due to injury ... Recorded three assists in six postseason games vs. PHX in the Western Conference Quarterfinals ... Tied a postseason career-long three-game point streak (3A) ... Ranked second on the club with 23 SOG. **2010-11:** Completed his fifth NHL season, fifth season with Chicago... Posted 37 points (15-22-37) in 61 regular-season contests ... Netted four power-play goals ... Established career highs in goals per game (.25), assists per game (.36) and

THE PLAYERS






points per game (.56) ... Led team forwards with 2:10 of shorthanded ice time per game ... Registered 32 points (14G, 18A) over his final 39 games (.82 PPG) beginning on Dec. 5 ... Tallied 24 points (11-13-24) and a +10 plus/minus rating in 32 games at the United Center ... Equaled a career high with three assists on Feb. 16 vs. MIN ... Recorded nine multi-point outings and a pair of two-goal efforts ... Matched a career-high five-game scoring streak, tallying eight points (5-3-8), from Jan. 9-22 ... Notched a pair of PPG on Dec. 5 against CGY ... Fired a season-high six shots on goal on Jan. 2 at ANA ... Missed 21 games due to injury over three different stretches (Oct. 30-Nov. 10; Dec. 13; March 13-April 10) ... Missed the first three games of the 2011 Western Conference Quarterfinals due to injury ... Tied for the team lead with six points (2G, 4A) in four postseason tilts vs. VAN ... Paced the club with a +6 rating through the Stanley Cup Playoffs ... Registered a postseason career-high three assists and career-best four points (1-3-4) in Game 4 at the United Center on April 19, his first action since March 9. **2009-10:** Completed fourth NHL season, fourth with Chicago...Won Stanley Cup Championship with Chicago...Posted six goals, ten assists and a +5 rating in 39 regular-season games ... Compiled a season-long three-game point streak (1-2-3) from March 20-28 ... Ranked fourth on the club with eight goals and fifth with 16 points (8-8-16) in 22 postseason contests while helping the Blackhawks win the 2010 Stanley Cup Championship ... Paced the NHL with two shorthanded goals in the postseason ... Finished third among team forwards with a +6 rating in the playoffs ... Registered four points (2G, 2A) over the final three games of the Stanley Cup Final against PHI ... Tallied nine points (5G, 4A) in Chicago's final eight postseason tilts ... Ranked second in the playoffs with 30 takeaways. **2008-09:** Completed third NHL season, third with Chicago...Appeared in 81 of Chicago's 82 regular-season games, ranking sixth on the club with a career-high 19 goals, seventh with a career-best 47 points and ninth with a career-most 28 assists ... Finished second on the club with a 17.1 shooting percentage and tied for fifth with a +19 rating ... Recorded four game-winning goals, tied for third on the squad ... Tied for third on the team with eight assists and fourth with 12 points in 17 tilts during his Stanley Cup Playoffs debut ... Netted his first career Stanley Cup Playoffs goal in Game 1 of the Western Conference Semifinals against VAN on April 30 ... Compiled an NHL postseason career-high two goals, including his first-ever postseason SHG, on May 2 against VAN in Game 2 ... Dished out two assists in Game 4 on May 7 against VAN ... Netted the GWG with 5:05 remaining in regulation on May 9 in Game 5 at VAN ... Ranked second on the team with four goals and third with six points in the six-game conference semifinals series against VAN ... Shared the team lead with three assists and three points during the Western Conference Final against DET ... Collected multiple points 10 times, including two three-point outings ... Ranked second on the club with 2 SHG. **2007-08:** Completed second NHL season, second with Chicago...Appeared in 39 NHL games with the Blackhawks, netting 17 points (4-13-17) and 28 PIM ... Collected 10 points (6-4-10) and 22 PIM in 16 tilts with the American Hockey League's Rockford IceHogs ... Notched his first NHL point with an assist on Oct. 27 at DAL. **2006-07:** Completed first NHL season, first with Chicago... Made his NHL debut in one game with the Blackhawks on Oct. 25 vs. VAN and was held scoreless in 11:17 TOI ... Recorded 17 goals and 32 assists in 65 regular-season contests with the AHL's Norfolk Admirals during his rookie campaign ... Named the AHL Rookie of the Month for February. **2005-06:** Shared the OHL lead with 57 goals and ranked second with 130 points during his final junior season with the London Knights ... Named to the OHL First All-Star Team ... Established an OHL record with 15 goals in 15 postseason contests ... Notched 24 points during the playoffs. **2004-05:** Helped London capture the OHL Championship and the Memorial Cup, the franchise's first ... Ranked third on the Knights during the regular-season with 34 goals and 51 assists and fourth with 85 points in 66 outings ... Racked up 25 points (11G, 14A) in 18 postseason contests. **2003-04:** Ranked second on London with 37 goals and fifth with 67 points in 65 games ... Netted 13 points (3G, 10A) in 15 playoff outings ... Appeared in the 2004 Central Hockey League Top Prospects Game and skated for the Western Conference at the 2004 OHL All-Star Game ... Honored with London's Most Improved Player Award. **2002-03:** Made his junior debut with the London Knights, registering 10 assists and 17 points in 64 regular-season games before adding three points (2G, 1A) in 14 playoff matchups.

INTERNATIONAL:

2006: Represented Team Canada at the 2006 World Junior Championship posting five points (3-2-5) in six games.

SEASON	TEAM	LEAGUE	GP	G	A	PTS	PIM	+/-	PPG	SHG	GWG	GP	G	A	PTS	PIM
2002-03	London	OHL	64	7	10	17	21	5				14	2	1	3	2
2003-04	London	OHL	65	37	30	67	58	18				15	3	10	13	18
2004-05	London	OHL	66	34	51	85	97	36				18	11	14	25	30
2005-06	London	OHL	59	57	73	130	104	7				15	15	9	24	41
2006-07	Norfolk	AHL	65	17	32	49	53	-2				6	0	4	4	17
2006-07	Chicago	NHL	1	0	0	0	0	-1				--	--	--	--	--
2007-08	Rockford	AHL	16	6	4	10	22	2	3			7	0	0	0	8
2007-08	Chicago	NHL	39	4	13	17	28	6				--	--	--	--	--
2008-09	Chicago	NHL	81	19	28	47	52	19	2	2	4	17	4	8	12	24
2009-10	Chicago	NHL	39	6	10	16	28	5	1			22	8	8	16	30
2010-11	Chicago	NHL	61	15	22	37	34	11	4	0	1	4	2	4	6	4
2011-12	Chicago	NHL	76	19	18	37	47	0	7	3	2	6	0	3	3	2
2012-13	Chicago	NHL	35	7	7	14	22	-7	1	0	1	18	3	3	6	24
2013-14	Toronto	NHL	23	8	4	12	24	-1	1	1	2	--	--	--	--	--
NHL TOTALS:			355	78	102	180	235	32	16	6	10	67	17	26	43	84





24

BRADBOYES

(BRAD BOIZ)

RIGHT WING | Shoots Right | 6-0, 197 | Born 4/17/82 in Mississauga, Ont

DRAFTED: 2000 - 1st Round (24th Overall) by Toronto

HOW ACQUIRED: Signed as a free agent on September 28, 2013.

MILESTONES

FIRST NHL GAME: 10/5/05 vs. Montreal

FIRST NHL GOAL/POINT: 10/8/05 at Pittsburgh

FIRST NHL ASSIST: 10/10/05 at Tampa Bay

MOST GOALS, GAME: 3, 3/18/06 vs. Carolina

MOST ASSISTS, GAME: 3 (7 times) MR: 4/9/11 at Columbus

MOST POINTS, GAME: 4 (2 times) MR: 11/10/09 vs Vancouver

MOST PENALTY MINUTES, GAME: 12, 11/10/10 at Columbus

BOYES vs. NHL:

Team	GP	G	A	PTS	PIM
Anaheim	21	7	7	14	6
Arizona	20	5	5	10	8
Boston	18	5	2	7	21
Buffalo	26	4	11	15	2
Calgary	20	7	11	18	6
Carolina	26	8	6	14	4
Chicago	28	7	10	17	4
Colorado	19	6	11	17	6
Columbus	31	11	13	24	28
Dallas	22	7	9	16	8
Detroit	31	10	11	21	4
Edmonton	22	9	11	20	6
Florida	20	9	7	16	2
Los Angeles	19	2	6	8	6
Minnesota	21	5	9	14	10
Montreal	30	3	15	18	14
Nashville	30	11	9	20	8
New Jersey	22	5	9	14	8
NY Islanders	18	2	3	5	4
NY Rangers	23	8	5	13	4
Ottawa	31	10	8	18	10
Philadelphia	20	2	10	12	6
Pittsburgh	21	5	5	10	2
San Jose	19	2	1	3	14
St. Louis	4	0	1	1	0
Tampa Bay	24	11	13	24	0
Toronto	32	8	17	25	6
Vancouver	22	9	11	20	12
Washington	21	6	6	12	8
Winnipeg	23	5	12	17	0
NHL TOTALS	684	189	254	443	219

2013-14: Completed his tenth NHL season, first with Florida...Recorded a goal and an assist Mar. 14 vs. NJD...Agreed to a two-year extension with Florida on Mar. 4...Had two-goal game Feb. 27 vs. WSH...Had four-game point streak (Jan. 26-Feb. 1: 3-1-4)...Posted goals in back to back games (Jan. 26-28)...Had five-game point streak (3-4-7: Dec.29-Jan. 9)...Recorded a pair of assists Dec. 29 vs. MTL...Posted points in three straight games (2-1-3; Nov. 16-21)...Recorded six points (4-2-6) in five games (Oct. 8-15)...Posted three points (2-1-3) Oct. 11 vs PIT...Recorded a goal Oct. 10 at TBL...Scored first goal as a Panther Oct. 8 at PHI...Recorded two shots in 14:38 TOI in Panthers debut Oct. 3 at DAL.

2012-13: Completed his ninth NHL season, first with NY Islanders...Played in all 48 games for the Islanders recording 35 pts (10-25-35)...Was third on the team in points with 35...Ranked second on the team in assists with 25...Recorded three points (1-2-3) Apr. 18 at TOR...Finished with season-high six-game point streak from Mar. 9-21 (3-5-8)...Had four-game point streak from Feb. 9-16 (1-4-5)...Posted three points (1-2-3) Jan 24. at TOR.

2011-12: Completed his eighth NHL season, second with Buffalo...Appeared in 65 games during his first full season with the Buffalo Sabres and seventh NHL campaign, marking the first time since becoming an NHL regular in 2005-06 that he did not play in all of his team's games...Scored 23 points (8-15-23) with a plus-2 rating, marking his third straight season with a plus rating...Recorded his 200th career assist in the season opener on Oct. 7 vs. Anaheim... Played in his 500th career game on Oct. 22 at Tampa Bay...Had a three-game point streak (2-3-5) from Oct. 25-29...Had his streak of 513 consecutive-games played snapped on Nov. 25 at Columbus due to a lower-body injury, which cost him 13 games (Nov. 25 - Dec. 22)...Also missed two games with an upper-body injury from Feb. 24-25.

2010-11: Completed his seventh NHL season, first with Buffalo...Split his seventh NHL season between St. Louis and Buffalo, totaling 55 points (17-38-55) in 83 games...Became the eighth player since the lockout to play 83 games in a season, extending his streak to 492 consecutive games by the end of the

THE PLAYERS





season...Scored 41 points (12-29-41) in 62 games with St. Louis before being traded the day before the trade deadline...Finished the season with 14 points (5-9-14) in 21 games with Buffalo...Recorded six points (3-3-6) in his first six games in Buffalo...Scored in his first game with Buffalo on Mar. 1 at NY Rangers...Tied his career high with three assists on Jan. 24 at Colorado and on Apr. 9 at Columbus. **2009-10:** Completed sixth NHL season, fourth with St. Louis...Scored 42 points (14-28-42) in 82 games during his fourth season with St. Louis and fifth NHL campaign...Led the team and ranked second in the league in shootout goals (7), also finishing second in the NHL in shootout percentage (58.3) among players with at least 10 attempts...Ranked second on the team in total shots (197), tied for second in game-winning goals (3), was fifth in assists (28) and seventh in points (42)...Recorded eight multi-point games, including a three-assist effort on Dec. 15 vs. Calgary (tied a career high) and a career-high tying four-point game (1-3-4) on Nov. 10 vs. Vancouver...Played in his 400th career NHL game on Mar. 24 at Detroit...Scored on his first-career penalty shot on Apr. 4 at Chicago...Finished the season by playing in his 408th consecutive game, ranking him third on the NHL's Ironman list and slotting him second in Blues history with 265 consecutive appearances with St. Louis. **2008-09:** Completed fifth NHL season, third with St. Louis...Established career highs in points (72) and assists (39) during his third season in St. Louis and his fourth NHL campaign...Led the team in goals (33), assists, points, games played (82), power-play goals (16) and game-winning goals (11)...Led all forwards in average ice time with 19:08 per game...Tied for 11th in the NHL with 35 power-play points (16-19-35) and tied for fifth in the NHL with 16 power-play goals...Ranked second in the NHL in game-winning goals...Notched 21 multi-point games, including three three-point games and one four point game...Played in his second consecutive 82-game season and was one of four Blues to play in all 82 games...Tallied his 100th career NHL assist on Nov. 8 at Los Angeles...Recorded his 200th career point on Nov. 30 at Atlanta...Recorded his 100th career goal on Dec. 8 vs. Nashville...Played in his 300th NHL game on Feb. 12 at Nashville... Scored 34 points (12-22-34) in the last 34 games...Collected a career-high four points (2-2-4) on Apr. 4 at Dallas. **2007-08:** Completed fourth NHL season, second with St. Louis...Tied for fifth in the NHL with a career-high 43 goals during his second season in St. Louis and third NHL campaign...Tied for third in the league with nine game-winning goals...Tied for first on the team with 65 points (43-22-65)... Played in his 200th career NHL game on Dec. 29 at Dallas. **2006-07:** Completed third NHL season, first with St. Louis...Split his second NHL season between the Boston Bruins and St. Louis, totaling 46 points (17-29-46) in 81 games...Began the season with Boston, netting 34 points (13-21-34) before being traded to St. Louis at the trade deadline on Feb. 27... Played in his 100th career game on Nov. 18 vs. Washington...Registered his 100th career point on Feb. 23 at Tampa Bay...With St. Louis, finished second on the team with 17 goals and third on the team with 29 assists...Made his Blues debut on Mar. 1 at NY Islanders...Tied a career high with three assists on Mar. 12 at Clagary. **2005-06:** Completed his second NHL season, first with Boston...Finished third amongst league rookies in assists (43) and points (69) during his first season with Boston...Earned NHL All-Rookie Team honors...Was one of two Bruins to play in all 82 games...Had 15 multiple-point games, including six three-point efforts and his first NHL hat trick on Mar. 18 vs. Carolina...Scored his first career NHL point (goal) on Oct. 8 at Pittsburgh...Recorded his first NHL assist on Oct. 10 at Tampa Bay...Had an eight-game point streak (5-8-13) from Jan 19 - Feb. 2...Had a seven-game point streak (6-4-10) from Mar. 11-21... Had a six-game point streak (1-7-8) from Feb. 6 - Mar. 2. **2004-05:** Spent his third professional season with the Providence Bruins of the American Hockey League, finishing second on the team in scoring with 75 points (33-42-75)...Was the only Providence player to play in all 80 games...Led the team with eight playoff goals in 16 games and helped lead Providence to the Eastern Conference Finals. **2003-04:** Completed his first NHL season, first with San Jose...Spent the majority of the season with San Jose's AHL affiliate, the Cleveland Barons and recorded 60 points (25-35-60) in 61 games with the club...Made his NHL debut with San Jose on Mar. 7 at Dallas...Was acquired by Boston from San Jose on March 9 and completed the season with Providence...Finished sixth overall in the AHL scoring race with 72 points (31-41-72) and captured AHL Second All-Star Team honors. **2002-03:** Split his first professional season between the St. John's Maple Leafs and Cleveland of the AHL, registering 64 points (30-34-64) in 80 games...Earned AHL All-Rookie Team honors as he finished second among AHL rookies in goals and points. **2001-02:** Scored 77 points (36-41-77) in 47 games during his fourth Ontario Hockey League season with the Erie Otters...Was selected to the OHL's First All-Star Team, the Canadian Major Junior Second All-Star Team and was named Canadian Major Junior Sportsman of the Year...For the second straight season, received both the the Red Tilson Trophy for the OHL Most Outstanding Player of the Year and the William Hanley Trophy for the OHL Most Sportsmanlike Player...Ranked second on the team in goals, assists and points...Added 41 playoff points (22-19-41) to win the OHL championship and advance to his first Memorial Cup...Named OHL Playoffs MVP...Scored five points (2-3-5) in seven Memorial Cup games. **2000-01:** Established junior career highs in goals (45), assists (45) and points (90) in 59 games during his third season with Erie...Led the team in goals and points...Was selected to the OHL's Second All-Star team...Received the Red Tilson





Trophy and the William Hanley Trophy. **1999-00:** Led Erie in goals (36), assists (46) and points (82) during his second OHL season... Was named the Canadian Major Junior Scholastic Player of the Year...Added 14 points (6-8-14) in 13 OHL Playoff games. **1998-99:** Finished fourth on Erie in points with 60 (24-36-60) during his rookie OHL season...Added three points (1-2-3) in five post-season games.

INTERNATIONAL:

2006: Represented Canada at the 2006 World Championships in Latvia, ranking third on the team in scoring with eight points (4g/4a) in nine games...Also played for Team Canada at the 2001 and 2002 World Junior Championships, earning a bronze medal in 2001 and silver in 2002.

SEASON	TEAM	LEAGUE	GP	G	A	PTS	+/-	PIM	PPG	SHG	GWG	GP	G	A	PTS	PIM
1998-99	Erie	OHL	59	24	36	60	-	30	-	-	--	5	1	2	3	10
1999-00	Erie	OHL	68	36	46	82	-	38	-	-	--	13	6	8	14	10
2000-01	Erie	OHL	59	45	45	90	-	30	-	5	--	5	1	2	3	10
2001-02	Erie	OHL	47	36	41	77	+29	42	-	6	7	21	22	19	41	27
2002-03	Cleveland	AHL	15	7	6	13	-6	21	3	1	--	--	--	--	--	--
2003-04	Cleveland	AHL	61	25	35	60	+9	38	7	0	3	--	--	--	--	--
	San Jose	NHL	1	0	0	0	-2	2	0	0	0	--	--	--	--	--
	Providence	AHL	17	6	6	12	+4	13	1	0	3	2	1	0	1	0
2004-05	Providence	AHL	80	33	42	75	-6	58	20	2	9	16	8	7	15	23
2005-06	Boston	NHL	82	26	43	69	+11	30	8	0	3	--	--	--	--	--
2006-07	Boston	NHL	62	13	21	34	-17	25	1	1	1	--	--	--	--	--
	St. Louis	NHL	19	4	8	12	E	4	0	0	1	--	--	--	--	--
2007-08	St. Louis	NHL	82	43	22	65	+1	20	11	0	9	--	--	--	--	--
2008-09	St. Louis	NHL	82	33	39	72	-20	26	16	0	11	4	2	1	3	0
2009-10	St. Louis	NHL	82	14	28	42	+1	26	2	0	3	--	--	--	--	--
2010-11	St. Louis	NHL	62	12	29	41	+11	30	4	0	2	--	--	--	--	--
	Buffalo	NHL	21	5	9	14	+2	6	2	0	1	7	1	0	1	0
2011-12	Buffalo	NHL	65	8	15	23	+2	6	2	0	0	--	--	--	--	--
2012-13	NY Islanders	NHL	48	10	25	35	-6	16	1	0	1	6	0	3	3	2
2013-14	Florida	NHL	78	21	15	36	-6	28	2	1	1	--	--	--	--	--
NHL TOTALS:			684	189	254	443	-23	219	49	2	33	17	3	4	7	2



THE PLAYERS





51

BRIAN CAMPBELL

(BRIGH-uhn KAM-behl)

DEFENSEMAN | Shoots Left | 6-0, 183 | Born 5/23/79 in Strathroy, Ontario**DRAFTED:** 1997 - 6th Round (156th overall) by the Buffalo Sabres**HOW ACQUIRED:** Acquired from Chicago in exchange for Rostislav Olesz on June 25, 2011

MILESTONES

FIRST NHL GAME: 10/2/99 at Detroit**FIRST NHL GOAL:** 10/8/99 vs. Washington**FIRST NHL ASSIST/POINT:** 10/8/99 vs. Washington**MOST GOALS, GAME:** 2 (3 times) MR: 11/10/13 vs. NY Rangers**MOST ASSISTS, GAME:** 4 (2 times) MR: 10/17/11 vs. Tampa Bay**MOST POINTS, GAME:** 4 (2 times) MR: 10/17/11 vs. Tampa Bay**MOST PENALTY MINUTES, GAME:** 7, 2/20/07 vs. Philadelphia

CAMPBELL VS. NHL:

Team	GP	G	A	PTS	PIM
Anaheim	20	0	8	8	4
Arizona	20	2	6	8	6
Boston	47	4	18	22	12
Buffalo	13	2	5	7	0
Calgary	18	1	9	10	6
Carolina	34	3	14	17	4
Chicago	9	0	0	0	6
Colorado	17	2	9	11	4
Columbus	23	1	6	7	2
Dallas	19	2	10	12	6
Detroit	29	2	14	16	8
Edmonton	18	1	9	10	4
Florida	25	3	10	13	2
Los Angeles	21	1	8	9	4
Minnesota	21	1	13	14	10
Montreal	46	7	24	31	16
Nashville	25	1	12	13	6
New Jersey	33	4	8	12	10
NY Islanders	33	3	18	21	0
NY Rangers	32	4	14	18	8
Ottawa	53	5	23	28	12
Philadelphia	33	2	12	14	19
Pittsburgh	30	3	10	13	8
San Jose	18	2	7	9	2
St. Louis	25	4	6	10	6
Tampa Bay	38	2	15	17	8
Toronto	47	5	23	28	18
Vancouver	17	0	5	5	4
Washington	37	4	17	21	2
Winnipeg	37	2	23	25	8
NHL TOTALS	838	73	356	429	205

2013-14: Completed his 14th NHL season, third with Florida...Only Panther to play in all 82 games, third straight season played in every regular season game...Led Panthers with 30 assists...Picked up a goal and an assist Mar. 14 vs. NJD...Notched a pair of assists Feb. 4 vs. TOR...Recorded 100th point as a Panther (assist) Jan. 14 vs. NYI...Had two-game point streak (1-2-3: Dec. 28-29)...Recorded a goal and an assist Dec. 29 vs. MTL...Had two-game point streak (2-1-3: Nov. 10-12)...Recorded two goals, including 400th NHL career point on Nov. 10 at NYR...Picked up two assists Oct. 3 at DAL.

2012-13: Completed his 13th NHL season, second with Florida...Recorded an assist Apr. 23 vs. NYR... Recorded a goal and an assist Apr. 20 at NJD...Played in 750th career NHL game Apr. 16 at NYI...Recorded PPG Mar. 21 at NYR...Tallied a pair of points (1-1-2) Feb. 28 vs. BUF...Recorded three points (1-2-3) Feb. 26 vs. PIT...Had three-game point streak from Jan. 31- Feb. 5 (2-1-3)...Recorded an assist Jan. 22 at MTL and another Jan. 24 vs. OTT...Scored a pair of power play goals Jan. 19 vs. CAR.

2011-12: Completed his 12th NHL season, first with Florida...Led all NHL skaters with 26:53 TOI/game...Finished T-2nd among NHL defensemen with 53 points...Second in NHL with 30 power play assists...Was one of three Panthers to skate in all 82 games (Fleischmann, Weaver)...Tied FLA record for defensemen with 49th assist Apr. 5 at WSH...Recorded 30th PPA Apr. 3 vs WPG...Recorded two assists in 700th NHL game, 31:59 TOI Mar. 23 vs. EDM...Had two assists Mar. 20 at PHI...Recorded three assists Mar. 15 vs. BOS...Had goal on four shots Feb. 26 vs. MTL...Career-high 32:51 TOI and assist Feb. 23 vs. MIN...Finished with 30:32 TOI Feb. 19 vs. ANA...Had 3-game assist streak (3, 2/12-2/17)...Recorded an assist, +7 and 21:40 TOI led all skaters in All-Star Game Jan. 29...Registered three assists Dec. 27 vs. TOR...Had 3-game point streak (1-2-3, 12/18-22)...Finished with goal on Dec. 20 vs. PHX...Assist on GWG Dec. 18 vs. CAR...Recorded three assists Feb. 5 vs. WSH...Assist and +3 rating Nov. 15 at DAL...Recorded first goal with FLA and 28:15 TOI Nov. 6 vs. TBL...Had two assists Oct. 31 vs. WPG...Tied career high and franchise record for defensemen with four assists Oct. 17 at TBL...Had two assists and led all skaters with 30:04 of ice time in FLA debut Oct. 8 at NYI. Post-Season: Played in all seven playoff games...Scored GWG, registered an assist and led team in TOI 21:55 in Game Three at New Jersey on Apr. 17. Awards: Was awarded the Lady Byng Memorial Trophy, for gentlemanly conduct combined with a high standard of playing ability. Campbell was the first defenseman to win the Lady Byng since 1954 and third in NHL history. **2010-11:** Completed his 11th NHL season, third with the Blackhawks...Ranked third among Blackhawks defensemen with 27 points (5-22-27) in 65 regular season tilts... Ranked 12th in the NHL with a team-best +28 plus/minus rating, equaling a career-best...Logged a season-high 31:38 of ice time on Apr. 1 at CBJ...Notched his second multi-point effort of the season with a goal and an assist on Mar. 2 vs. CGY...Fired a season-high six shots on goal on Feb. 4 at VAN...Netted his first goal of the season on Nov. 3 vs. NJD...Made his regular-season debut on Nov. 1 at NYR...Missed first 14 games of the season due to injury suffered in

THE PLAYERS





training camp...Missed 17 games due to injury over three different stretches (10/7-30, 3/9, 3/14-20). **2009-10:** Completed his tenth NHL season, second with Chicago... Ranked second among team defensemen in goals (7), assists (31) and points (38) in 68 regular-season contests ...Tied for the team-lead among blueliners with three PPG...Posted eight multi-point games...Missed Mar. 17 game at Anaheim due to injury, ending consecutive games streak at 388, second-longest among active NHL blueliners prior to its conclusion...Registered assists in four straight games from (12/23-29)...Netted two goals and an assist over a three-game point streak from (12/16-20)...Collected a pair of assists in a win at PIT on Dec. 5...Recorded five helpers over a three-game stretch from (11/19-22)...Logged a season-high 28:14 of ice time on Nov. 6 at COL...Tallied multiple assists in back-to-back games on Oct. 12 and 14 and points in three consecutive games (10/12-15, 0-5-5)...Missed final 14 games of regular-season due to injury...Posted one goal and four assists in 19 postseason tilts while helping the Blackhawks to the 2010 Stanley Cup Championship...Collected the primary assist on Patrick Kane's Cup-clinching goal in Game 6 of the Stanley Cup Final on Jun. 9 in PHI...Led all defensemen and tied for the overall NHL lead with a +11 plus/minus rating in the Playoffs. **2008-09:** Completed his ninth NHL season, first with the Blackhawks...Paced Chicago defensemen with 45 assists and 52 points and ranked third among team blueliners with seven goals while appearing in all 82 regular-season contests during his Blackhawks debut...Tied for second on the club with 45 assists and ranked fifth with 52 points...Led NHL defensemen with 31 assists and 35 points on the road...Tied for third among league blueliners in assists (45) and finished 10th in points (52), the most by a CHI defenseman in 13 years...Recorded 24 of his 52 points on the power play (4-20-24), third-best on the club...Named to the starting lineup for the Western Conference in the 2009 NHL All-Star Game in Montreal, posting an assist in his third career appearance in the league's midseason classic...Tied for fourth among NHL defensemen with eight assists and 10 points in 17 matchups at the conclusion of the conference finals... Ranked second among club blueliners with two goals...Matched a postseason-high two assists in both Game 5 (May 9) and Game 6 (May 11) of the WCSF against VAN...Netted his second goal of the playoffs on May 5 in Game 3 of the WCSF against VAN...Netted a goal on Apr. 27 against CGY (Game 6 of the WCQF), snapping a streak of 49 games without a marker dating back to the regular season...Dished out a postseason-high two assists on Apr. 22 at CGY...Notched his 200th career NHL assist vs. MTL on Mar. 31...Led CHI with a +5 plus/minus rating during the conference semifinals...Appeared on the ice for 113 of Chicago's 260 goals, the most on the club...Ranked third on the club in time on ice (22:34)...Finished the regular season on a four-game assist streak, collecting five helpers during that span...Posted a season-high +4 rating on Jan. 6 against PHX...Potted his first GWG as a member of the Blackhawks on Dec. 16 at EDM...Logged a season-high 31:47 time on ice on Nov. 18 against PHX...Posted 10 multiple-point performances, including a season-high three points (1-2-3) on Nov. 16 vs. SJS...Registered points in a season-best five consecutive matchups from (10/25-11/3), accruing an assist in each matchup...Posted two assists in a game six times...Netted his first goal in a Blackhawks uniform on Oct. 15 vs. PHX...Finished the regular season having appeared in 320 consecutive game, the second-longest active streak among NHL blueliners behind Jay Bouwmeester. **2007-08:** Completed his eighth NHL season, first with San Jose...Ranked second among NHL defensemen with 54 assists and tied for third with 62 points – both career highs – in 83 regular-season games... Established a career best with a six-game point/assist streak from Mar. 21 to Apr. 1, racking up one goal and six helpers...Started the season with BUF, his eighth campaign with the team, notching five goals and 38 assists before being traded to SJS on Feb. 26...Acquired by San Jose from Buffalo along with a seventh round selection in the 2008 NHL Entry Draft for Steve Bernier and a first round selection in the 2008 NHL Entry Draft...Collected 19 points (3-16-19) in the final 20 regular-season contests of the season with the Sharks...Accrued seven points (1-6-7) in 13 Stanley Cup Playoff games with SJS...Racked up 13 multi-point outings, which includes nine with two or more assists...Potted a goal in the 2007 NHL Winter Classic on Jan. 1 in Buffalo's 2-1 shootout loss against PIT...Named the Sabres' captain for the month of Dec...Notched a season-best in points with four assists on Oct. 13 against WSH while with BUF... Represented the Sabres in the 2008 NHL All-Star Game, his second consecutive appearance in the mid-season classic. **2006-07:** Completed his seventh NHL season, seventh with Buffalo...Paced BUF defensemen with 42 assists and 48 points in 82 games...Named captain for the month of Dec...Registered seven points (4-3-7) in 16 playoff games to help the squad reach the Eastern Conference Finals. **2005-06:** Completed his sixth NHL season, sixth with Buffalo...Potted a career-high 12 goals, leading team defensemen...Paced club blueliners in assists (32) and points (44)...Five of his 12 markers were game-winners, tied for the most on the team and third-best among league blueliners...Skated in his first career NHL All-Star Game...Netted his first career two-goal game on Nov. 17 against WAS...Accrued six assists in 18 postseason contests to help the team reach Game 7 of the Eastern Conference Finals. **2004-05:** Skated with Jokerit Helsinki of the Finnish League during the NHL lockout, collecting 12 goals and 25 points in 44 outings. **2003-04:** Completed his fifth NHL season, fifth with Buffalo...Registered eight assists and 11 points in 53 games with BUF. **2002-03:** Completed his fourth NHL season, fourth with the Buffalo...Spent his first full season in the NHL, racking up 17 assists and 19 points in 65 outings with Buffalo. **2001-02:** Completed his third NHL season, third with the Sabres...Notched six points (3-3-6) in 29 games...Recorded 35 assists and 37 points in 45 contests with the AHL's Rochester Americans. **2000-2001:** Completed his second NHL season, second with Buffalo...Appeared in eight games with Buffalo, accruing two PIM...Tied for the lead among Americans defensemen with 32 points (7-25-32)...Selected to the Canadian Team in the AHL All-Star Classic. **1999-2000:** Completed his first NHL season, first with Buffalo... Made his NHL debut, collecting one goal and five points in 12 contests with BUF ... Ranked second among Americans defensemen with 26 points (2-24-26) in 67 outings ... Dished out three assists in 21 Calder Cup Playoff games to help Rochester reach the Calder Cup Finals. **1998-99:** Captured the Memorial Cup with the Ottawa 67's while being named the Canadian Major Junior Player of the Year ... Led OHL defensemen with 87 points (12-75-87) en route to being named the OHL MVP and an OHL First All-Star ... Awarded the George Parsons Trophy as the Memorial Cup Tournament's Most Sportsmanlike Player ... Made his professional debut when he skated in two postseason games with the Rochester Americans. **1997-98:** Netted 53 points (14-39-53) in 66 regular season contests with Ottawa and 15 points (1-14-15) in 13 postseason outings. **1996-97:** Racked up 36 assists and 43 points in 66 regular-season tilts with the 67's and 13 points (2-11-13) in 24 postseason matchups helping the squad reach the OHL Finals. **1995-96:** Made his junior debut, posting 22 assists and 27 points in 66 regular season tilts before accruing one assist in four postseason matchups.






INTERNATIONAL:

2014: Was a member of Team Canada for the 2014 World Championship, notching two assists in eight games played. 1999: Won a Silver Medal for Canada at the 1999 World Junior Championship, posting two points (1-1-2) in seven games.

SEASON	TEAM	LEAGUE	GP	G	A	PTS	+/-	PIM	PPG	SHG	GWG	GP	G	A	PTS	PIM
1994-95	Petrolia	OHA-B	49	11	27	38	-	43	-	-	-	-	-	-	-	-
1995-96	Ottawa	OHL	66	5	22	27	-	23	-	-	-	4	0	1	1	2
1996-97	Ottawa	OHL	66	7	36	43	-	12	-	-	-	24	2	11	13	8
1997-98	Ottawa	OHL	66	14	39	53	23	31	3	0	2	13	1	14	15	0
1998-99	Ottawa	OHL	62	12	75	87	45	27	6	0	1	9	2	10	12	6
	Ottawa	M-Cup	5	1	3	4	-	2	-	-	-	-	-	-	-	-
1999-00	Buffalo	NHL	12	1	4	5	-2	4	0	0	0	-	-	-	-	-
	Rochester	AHL	67	2	24	26	-4	22	1	0	0	21	0	3	3	0
2000-01	Buffalo	NHL	8	0	0	0	-2	2	0	0	0	-	-	-	-	-
	Rochester	AHL	65	7	25	32	6	24	3	2	1	4	0	1	1	0
2001-02	Buffalo	NHL	29	3	3	6	0	12	0	0	0	-	-	-	-	-
	Rochester	AHL	45	2	35	37	9	13	1	0	0	-	-	-	-	-
2002-03	Buffalo	NHL	65	2	17	19	-8	20	0	0	1	-	-	-	-	-
2003-04	Buffalo	NHL	53	3	8	11	-8	12	0	0	0	-	-	-	-	-
2004-05	Jokerit	Finland	44	12	13	25	-	12	-	-	-	12	3	4	7	6
2005-06	Buffalo	NHL	79	12	32	44	-14	16	5	0	5	18	0	6	6	12
2006-07	Buffalo	NHL	82	6	42	48	28	35	1	0	1	16	3	4	7	14
2007-08	Buffalo	NHL	63	5	38	43	-1	12	3	0	0	-	-	-	-	-
	San Jose	NHL	20	3	16	19	9	8	2	0	0	13	1	6	7	4
2008-09	Chicago	NHL	82	7	45	52	5	22	4	0	1	17	2	8	10	0
2009-10	Chicago	NHL	68	7	31	38	18	18	3	0	2	19	1	4	5	2
2010-11	Chicago	NHL	65	5	22	27	28	6	2	0	0	7	1	2	3	6
2011-12	Florida	NHL	82	4	49	53	-9	6	1	0	0	7	1	4	5	2
2012-13	Florida	NHL	48	8	19	27	-22	12	6	0	2	-	-	-	-	-
2013-14	Florida	NHL	82	7	30	37	-6	20	2	0	2	-	-	-	-	-
FLORIDA TOTALS:			212	19	98	117	-37	38	9	0	4	7	1	4	5	2
NHL TOTALS:			838	73	356	429	16	205	29	0	15	97	9	34	43	40

THE PLAYERS



10

JOEYCRABB

(JOH-ee KRAB)

RIGHT WING | Shoots Right | 6-1, 192 | Born 4/3/83 in Anchorage, AK
DRAFTED: 2002 - 7th Round (226th overall) by the New York Rangers
HOW ACQUIRED: Signed as unrestricted free agent on July 8, 2013.

MILESTONES

FIRST NHL GAME: 11/30/10 vs Tampa Bay

FIRST NHL GOAL: 2/16/11 at Buffalo

FIRST NHL ASSIST/POINT: 11/30/10 at Tampa Bay

MOST GOALS, GAME: 1, 15 times MR:3/14/13 at Washington

MOST ASSISTS, GAME: 2, 3/19/11 at Toronto

MOST POINTS, GAME: 3, 3/19/11 at Toronto

MOST PENALTY MINUTES, GAME: 15, 12/12/08 at Atlanta

CRABB VS. NHL

Team	GP	G	A	PTS	PIM
Anaheim	3	1	0	1	0
Arizona	4	0	1	1	0
Boston	13	1	4	5	22
Buffalo	12	3	6	9	4
Calgary	2	0	0	0	0
Carolina	12	1	2	3	10
Chicago	2	1	1	2	0
Colorado	1	0	0	0	0
Columbus	2	1	0	1	2
Dallas	2	1	0	1	0
Detroit	3	0	2	2	2
Edmonton	2	0	0	0	2
Florida	10	0	0	0	2
Los Angeles	3	0	1	1	0
Minnesota	2	1	0	1	0
Montreal	10	2	0	2	2
Nashville	2	0	0	0	0
New Jersey	11	1	3	4	4
NY Islanders	10	1	2	3	7
NY Rangers	7	2	1	3	4
Ottawa	11	0	3	3	0
Philadelphia	8	0	1	1	5
Pittsburgh	8	0	0	0	2
San Jose	3	0	2	2	0
St. Louis	3	0	0	0	0
Tampa Bay	13	3	1	4	0
Toronto	4	0	1	1	2
Vancouver	3	1	0	1	0
Washington	5	0	0	0	10
Winnipeg	8	0	2	2	13
NHL TOTALS	179	20	33	53	100

2013-14: Completed his fifth NHL season, first with Florida...Recorded first point (assist) as a Panther with Mar. 18 at SJS...Recalled from San Antonio (AHL) on Mar. 11..Made Panthers debut, recording one shot on 9:49 TOI Oct. 10 at TBL...Recorded 29 points (15-14-29) in 62 games for San Antonio (AHL).

2012-13: Completed his fourth NHL season, first with Washington... Played in 26 games for Washington scoring two goals (2-0-2)...Appeared in 12 games with Hershey (AHL) registering 12 points (6-6-12)...Appeared in 35 games for Alaska (ECHL) recording 38 points (17-21-38).

2011-12: Completed his third NHL season, second with Toronto... Ranked 8th on TOR in goals ... T-5th on the team in plus/minus ... T-2nd on TOR in GWG ... Collected an assist and posted a season high 21:43 of ice time 3/23 ... Played in 100th career NHL game and collected an assist 12/22 vs. BUF ... Registered a five game point streak 11/22-12/3 (3-2-5) ... Scored a goal in three straight games 11/22-11/27 ... Appeared in nine games with TOR (AHL), recording 15 points (7g-8a) ... Named Reebok/ AHL Player of the Week (10/23) with 5 points (3g-2a). **2010-11:** Completed his second NHL season, first with Toronto...Played 48 games for the Maple Leafs and had 15 points (3-12-15) with 24 penalty minutes...Played 34 games for the Toronto Marlies (AHL) and recorded 18 points (11-7-18) with 31 penalty minutes...First (tie) on Leafs in shorthanded goals (one)...Made Maple Leafs debut Nov. 30 and collected an assist vs. Tampa Bay...Collected two assists and named 2nd star Jan. 1 at Ottawa...Recorded an assist in back to back games (Jan. 10 -11)...Scored game winning goal (shorthanded) Feb. 16 at Buffalo...Collected a career high three points (1-2-3) Mar. 19 vs. Boston. **2009-10:** Played 79 games for Chicago (AHL) collecting 53 points (24-29-53) with 59 penalty minutes...Played 14 playoff games for Chicago recording 11 points (6-5-11) with 12 penalty minutes. **2008-09:** Completed his first NHL season, first with Atlanta...Played 29 games for Atlanta collecting nine points (4-5-9) with 28 penalty minutes...Played





42 games for Chicago (AHL) collecting 29 points (15-14-29) with 62 penalty minutes...Played first career NHL game Nov. 28 vs. Nashville...Collected 1st career NHL point (assist) Dec. 3 at Ottawa. Recorded first career NHL goal Dec. 10 vs. NY Rangers...Registered a three-game point-streak (Dec. 3 - 10) with three points (1g-2a). **2007-08**: Played 72 games for Chicago (AHL) collecting 35 points (9-26-35) with 78 penalty minutes...Played 24 playoff games for Chicago (AHL) collecting 5 points (1-4-5) with 20 penalty minutes...Won Calder Cup with Chicago. **2006-07**: In first pro season played 63 games for Chicago (AHL) collecting 22 points (7-15-22) with 25 penalty minutes...Played first professional game Oct. 7 at Peoria... Missed final eight regular season games with knee injury...Missed six playoff games with knee injury... Played 6 playoff games for Chicago (AHL)... Played four years at Colorado College (WCHA), totaling 53 goals and 57 assists in 158 games. **2005-06**: Recorded best offensive season at Colorado College (WCHA) playing in 42 games collecting 43 points (18-25-43) with 45 PIMs...Second on team in goals, third in assists and third points...Ranked second on team in power play goals (12). **2004-05**: Played 43 games for Colorado College collecting 32 points (16-16-32) with 44 PIMs... Helped Colorado College reach Frozen Four Finals. **2003-04**: Played 39 games with Colorado College collecting 27 points (15-12-27) with 20 PIMs... Ranked second (tie) on Colorado College in goals and fourth in points. **2002-03**: In first season at Colorado College played 35 games collecting (4-4-8) with 40 penalty minutes.

INTERNATIONAL

2001: Represented Team USA at the 2001 World U18 Championship.

SEASON	TEAM	LEAGUE	GP	G	A	PTS	+/-	PIM	PPG	SHG	GWG	GP	G	A	PTS	PIM
1999-00	USNTDP U-18 Team	NAHL	55	13	10	23	-	69	-	-	-	-	-	-	-	-
2000-01	U.S. National Team	USHL	21	2	3	5	-	18	-	-	-	-	-	-	-	-
2001-02	Green Bay	USHL	61	15	27	42	-	94	-	-	-	7	4	8	12	21
2002-03	Colorado College	WCHA	35	4	4	8	-	40	-	-	-	-	-	-	-	-
2003-04	Colorado College	WCHA	39	15	12	27	-	20	-	-	-	-	-	-	-	-
2004-05	Colorado College	WCHA	42	16	15	31	-	40	-	-	-	-	-	-	-	-
2005-06	Colorado College	WCHA	42	18	25	43	-	45	-	-	-	-	-	-	-	-
2006-07	Chicago	AHL	63	7	15	22	1	25	-	-	-	6	0	0	0	0
2007-08	Chicago	AHL	72	9	26	35	10	78	-	-	-	24	1	4	5	20
2008-09	Chicago	AHL	42	15	14	29	13	62	-	-	-	-	-	-	-	-
	Atlanta	NHL	29	4	5	9	-2	28	-	-	-	-	-	-	-	-
2009-10	Chicago	AHL	79	24	29	53	12	59	-	-	-	14	6	5	11	12
2010-11	Toronto	AHL	34	11	7	18	-7	31	-	-	-	-	-	-	-	-
	Toronto	NHL	48	3	12	15	-1	24	-	-	-	-	-	-	-	-
2011-12	Toronto	NHL	67	11	15	26	1	33	-	-	-	-	-	-	-	-
	Toronto	AHL	9	7	8	15	6	7	1	-	1	-	-	-	-	-
2012-13	Alaska	ECHL	35	17	21	38	10	56	-	-	-	-	-	-	-	-
	Washington	NHL	26	2	0	2	-1	8	-	-	-	-	-	-	-	-
	Hershey	AHL	12	6	6	12	5	6	-	-	-	5	5	0	5	2
2013-14	Florida	NHL	9	0	1	1	-2	7	0	0	0	-	-	-	-	-
	San Antonio	AHL	62	15	14	29	-9	51	-	-	-	-	-	-	-	-
	NHL TOTALS:		179	20	33	53	-5	100	0	4	7	-	-	-	-	-



5

AARONEKBLAD

(AIR-ruhn EHK-blahd)

DEFENSEMAN | Shoots Right, 6-3, 213 | Born 2/7/96 in Windsor, Ontario

DRAFTED: 2014 – 1st round (1st overall) by the Florida Panthers

HOW ACQUIRED: Florida's first selection (1st overall) in the 2014 NHL Draft.

MILESTONES

FIRST NHL GAME: N/A

FIRST NHL GOAL: N/A

FIRST NHL ASSIST/POINT: N/A

MOST GOALS, GAME: N/A

MOST ASSISTS, GAME: N/A

MOST POINTS, GAME: N/A

MOST PENALTY MINUTES, GAME: N/A

EKBLAD VS. NHL:

Team	GP	G	A	PTS	PIM
Anaheim.....					
Arizona.....					
Boston.....					
Buffalo.....					
Calgary.....					
Carolina.....					
Chicago.....					
Colorado.....					
Columbus.....					
Dallas.....					
Detroit.....					
Edmonton.....					
Florida.....					
Los Angeles.....					
Minnesota.....					
Montreal.....					
Nashville.....					
New Jersey.....					
NY Islanders.....					
NY Rangers.....					
Ottawa.....					
Philadelphia.....					
Pittsburgh.....					
San Jose.....					
St. Louis.....					
Tampa Bay.....					
Toronto.....					
Vancouver.....					
Washington.....					
Winnipeg.....					
NHL TOTALS.....					

2013-14: Selected by Florida first overall at the 2014 NHL Draft....

Became the first player selected by Florida with the first overall pick since Ed Jovanovski (1994)...First defenseman taken at the NHL Entry Draft with the first overall pick since 2006... Named the Ontario Hockey League's Most Outstanding Defenseman... Led all OHL blueliners with 23 goals and finished tied for fifth with 53 points... named Captain of the Barrie Colts prior to the 2013-14 Season (13th Captain in franchise history)... Scored four goals Jan. 11 vs. Kingston.


2012-13: Played in 54 games in his second season with the Barrie Colts recording 34 points (7-27-34)...captained Canada Ontario's U17 team... finished with 7-10-17 and a plus-11 rating in 22 OHL playoff games in 2012-13 with the Barrie Colts.

2011-12: Granted exceptional player status by Hockey Canada to be eligible for the 2011 OHL Priority Selection as a 15-year-old... Played Rookie season with Barrie recording 10-19-29 in 63 games to earn OHL Rookie of the Year honors... named to the OHL All-Rookie Team.

International: 2014: Represented Canada at the 2014 World Junior Championships registering (1-1-2) in seven games... **2013:** Served as captain of the 2013 Canadian U-18 Ivan Hlinka Memorial gold medal winning team.

SEASON	TEAM	LEAGUE	GP	G	A	PTS	+/-	PIM	PPG	SHG	GWG	GP	G	A	PTS	PIM
2011-12	Barrie	OHL	63	10	19	29	-5	34	7	0	1	13	2	3	5	8
2012-13	Barrie	OHL	54	7	27	34	29	64	4	1	1	22	7	10	17	28
2013-14	Barrie	OHL	58	23	30	53	9	91	16	1	4	9	2	4	6	14





39 | DANELLIS

(DAN EHL-ihs)

GOALTENDER | Catches Left | 6-1, 190 | Born 6/19/80 in Saskatoon, Saskatchewan

DRAFTED: 2000 - 2nd Round (60th overall) by the Dallas Stars

HOW ACQUIRED: Acquired from Dallas in exchange for G Tim Thomas on March 5, 2014.

MILESTONES

FIRST NHL GAME: 2/18/04 at Los Angeles

FIRST NHL GOAL WIN: 2/18/04 at Los Angeles

FIRST NHL SHUTOUT: 10/25/07 vs. Atlanta

MOST SAVES, GAME: 54, 11/11/08 at San Jose

MOST GOALS ALLOWED, GAME: 6 (5 times) MR: 3/31/14 at New Jersey

ELLIS vs. NHL:

Team	GP	MINS	GA	SO	W	L	OTL	GAA
Anaheim	6	365	20	1	3	2	1	3.29
Arizona	7	371	15	1	3	3	0	2.43
Boston	4	190	14	0	0	3	0	4.43
Buffalo	2	85	4	0	1	0	0	2.82
Calgary	10	532	25	1	4	5	0	2.82
Carolina	3	159	5	0	3	2	0	1.89
Chicago	12	595	26	0	3	5	1	2.62
Colorado	8	477	17	1	6	2	0	2.14
Columbus	9	526	17	2	5	3	1	1.94
Dallas	10	535	22	2	6	4	0	2.47
Detroit	11	535	26	0	3	5	1	2.91
Edmonton	8	431	18	0	5	1	1	2.51
Florida	10	521	21	0	4	2	2	2.42
Los Angeles	11	625	27	0	7	3	0	2.59
Minnesota	10	524	28	1	2	5	1	3.21
Montreal	2	109	5	0	1	1	0	2.75
Nashville	3	164	9	0	0	3	0	3.29
New Jersey	5	282	18	0	1	3	0	3.83
NY Islanders	5	310	13	0	2	1	2	2.52
NY Rangers	7	410	18	0	3	2	2	2.63
Ottawa	2	120	5	1	2	0	0	2.5
Philadelphia	5	216	16	0	2	2	0	4.44
Pittsburgh	4	169	8	0	2	0	0	2.85
San Jose	8	449	25	0	3	4	0	3.34
St. Louis	8	360	15	1	3	1	1	2.5
Tampa Bay	6	360	23	0	1	4	1	3.83
Toronto	4	231	5	1	4	1	0	1.3
Vancouver	10	516	27	1	3	6	0	3.14
Washington	8	379	23	0	0	3	3	3.64
Winnipeg	6	276	12	1	3	2	0	2.31
TOTALS	204	10,822	507	14	85	78	17	85.36

2013-14: 2013-14: Completed his eighth NHL season, first with Florida...Stopped 23 shots in Panthers debut Mar. 13 at TBL...Acquired from Dallas on Mar. 5...Earned a 2-0 shutout win on Feb. 1 at ANA...Made 32 saves en route to his first win of the season on Oct. 17 vs. SJS.

2012-13: Completed his seventh NHL season, first with Carolina...Stopped at least 35 shots on five separate occasions, earning points in four of the five games (3-1-1 record)... Earned a shutout on Feb. 1 against OTT making 33 saves, the most saves he's made in a shutout appearance... Posted a .922 save percentage in seven road games... Earned a career-high two assists on the season. **2011-12:** Completed his sixth NHL season, second with Anaheim...Recorded a .911 save percentage through 10 games with the Anaheim Ducks. **2010-11:** Completed his fifth NHL season, first with Anaheim...Played 13 games for Anaheim finishing with an 8-3-1 record...Traded Feb.24 to Anaheim from Tampa Bay...Played 31 games for Tampa Bay finishing with a 13-7-6 record... Recorded a shutout Nov. 9 vs. TOR...Earned his first shutout of the season Oct. 30 at PHX. **2009-10:** Completed his fourth NHL season, third with Nashville...played in 31 games finishing the season with a 13-7-6 record...Earned a shutout Jan. 15 at CGY. **2008-09:** Completed his third NHL season, second with Nashville...Played in 35 games finishing with a record of 11-19-4...Posted a shutout Feb. 6 at MIN...Earned a shutout Dec. 13 vs. DAL...Notched his first shutout of the season Nov. 25 vs. STL. **2007-08:** Completed his second NHL season, first with Nashville...Finished with a career-best 23-10-3 record and a career-best six shutouts in 44 games played... Led the NHL in save percentage (.924)... Posted back-to-back shutouts against Columbus (Mar. 25 vs. CBJ-Mar. 28 at CBJ)... Earned a shutout Jan. 22 at CHI...Posted a shutout Dec.31 at DAL...Recorded a shutout Nov.1 at VAN... Earned his first career shutout, turning away 20 shots Oct.25 vs. ATL. **2006-07:** Posted a 2.78 GAA and a .894 save percentage through 55 games with Iowa (AHL). **2005-06:** Finished the season with a 16-13-1 record in 34 games for Iowa (AHL). **2004-05:** Posted a 10-19-0 record with Hamilton (AHL). **2003-04:** Completed his first NHL season, first with Dallas...Earned his first career win Feb.18 at LAK...Was named the MVP of the ECHL playoffs in 2003-04 and the MVP of the Kelly Cup Finals after leading Idaho to the ECHL championship.

SEASON	TEAM	LEAGUE	GP	W	L	T	OT	SO	GA	SA	SV%	GAA	MIN
2003-04	Dallas	NHL	1	1	0	0	-	0	3	28	.893	3.00	60
	Utah	AHL	5	14	0			2	55	602	.909	2.92	1,130
	Idaho	ECHL	23	13	8	1		2	57	627	.909	2.56	1,334
2004-05	Hamilton	AHL	31	10	19	0		1	82	890	.908	2.77	1,774
2005-06	Iowa	AHL	34	16	13	1		2	86	969	.911	2.78	1,857
2006-07	Iowa	AHL	55	30	21	1		4	148	1,391	.894	2.78	3,194
2007-08	Nashville	NHL	44	23	10	-	3	6	87	1,147	.924	2.34	2,229
2008-09	Nashville	NHL	35	11	19	-	4	3	96	963	.900	2.93	1,965
2009-10	Nashville	NHL	31	15	13	-	1	1	77	848	.909	2.69	1,715
2010-11	Tampa Bay	NHL	31	13	7	-	6	2	82	741	.889	2.93	1,679
	Anaheim	NHL	13	8	3	-	1	0	29	348	.917	2.39	729
2011-12	Anaheim	NHL	10	1	5	-	0	0	19	214	.911	2.72	419
2012-13	Carolina	NHL	19	6	8	-	2	1	52	555	.906	3.13	997
	Charlotte	AHL	18	8	7	2		2	42	536	.922	2.46	1,026
2013-14	Dallas	NHL	14	5	6	-	0	1	35	349	.900	3.04	690
	Florida	NHL	6	0	5	-	0	0	27	165	.836	4.81	337
	NHL totals		204	83	76	0	17	14	507	5,358	.905	2.81	10,819.2

Playoffs

SEASON	TEAM	LEAGUE	GP	W	L	SO	GA	SA	SV%	GAA	MIN
1999-00	Omaha	USHL	4	1	3	0	10			2.52	238
2003-04	Idaho	ECHL	16	13	3	3	30	486	.938	1.86	966
2005-06	Iowa	AHL								0	
2006-07	Iowa	AHL	12	6	6	0	35	0	.000	3.09	679
2007-08	Nashville	NHL	6	2	4	0	15	240	.938	2.52	357
2010-11	Anaheim	NHL	1	0	1	0	4	24	.833	5.85	41
	NHL totals		7	2	5	0	19	264	.928	2.87	398

THE PLAYERS





14 | TOMAS FLEISCHMANN

(TAW-mahs FLIGHSH-muhn)

LEFT WING | Shoots Left | 6-0, 188 | Born 5/16/84 in Koprivnice, Czech Republic
DRAFTED: 2002 - 2nd Round (63rd overall) by the Detroit Red Wings
HOW ACQUIRED: Signed as an unrestricted free agent on July 1, 2011.

MILESTONES

FIRST NHL GAME: 11/3/05 at Philadelphia
FIRST NHL GOAL: 2/24/07 at New Jersey
FIRST NHL ASSIST/POINT: 11/6/05 vs. Chicago

MOST GOALS, GAME: 3, 12/15/10 at Chicago
MOST ASSISTS, GAME: 3, 10/11/13 vs. Pittsburgh
MOST POINTS, GAME: 4 (2 times) MR: 10/11/13 vs. Pittsburgh
MOST PENALTY MINUTES, GAME: 4 (4 times) MR: 1/22/13 at Buffalo

FLEISCHMANN vs. NHL:

Team	GP	G	A	PTS	PIM
Anaheim	5	2	0	2	0
Arizona	6	0	1	1	2
Boston	26	1	6	7	8
Buffalo	25	2	8	10	14
Calgary	8	1	0	1	2
Carolina	41	7	6	13	14
Chicago	10	5	4	9	2
Colorado	6	2	2	4	0
Columbus	9	1	2	3	2
Dallas	4	3	2	5	0
Detroit	11	1	4	5	4
Edmonton	7	3	3	6	6
Florida	25	6	7	13	4
Los Angeles	8	0	1	1	0
Minnesota	10	2	6	8	2
Montreal	25	6	9	15	8
Nashville	7	1	2	3	2
New Jersey	27	7	6	13	12
NY Islanders	25	6	11	17	10
NY Rangers	23	3	9	12	10
Ottawa	25	4	12	16	8
Philadelphia	22	5	6	11	2
Pittsburgh	23	10	10	20	8
San Jose	5	2	2	4	2
St. Louis	6	1	1	2	4
Tampa Bay	40	14	17	31	10
Toronto	25	6	6	12	6
Vancouver	7	0	2	2	0
Washington	14	4	4	8	6
Winnipeg	40	10	19	29	8
NHL TOTALS	515	115	168	283	156

2013-14: Completed his ninth NHL season, third with Florida...Recorded points in three straight games (1-2-3: Dec. 15-19)...Recorded game-winning goal and an assist Dec. 5 vs. WPG...Scored a goal Oct. 22 vs. CHI...Recorded six points (1-5-6) in four games (Oct. 10-15)...Tied career high with three assists and four points (1-3-4) Oct. 11 vs PIT.

2012-13: Completed his eighth NHL season, second with Florida...Led the club with 35 points (12-23-35) in 48 games played...Scored two goals Apr. 27 at TBL...Notched a goal and an assist Apr. 23 vs. NYR...Recorded an assist Apr. 20 at NJD...Recorded two assists Apr. 16 at NYI...Had eight-game point streak from Mar. 26-Apr. 11...Scored his 100th career NHL goal and registered three points (1-2-3) Feb. 26 vs. PIT...Played in 400th career NHL game Feb. 14 vs MTL...Notched a career best three assists Jan. 31 vs. WPG...Scored the first shorthanded goal of his career Jan. 29 at TB...Recorded an assist Jan. 22 at MTL...Added an assist Jan. 19 vs. CAR...Scored his first goal of the season on Jan. 24 vs. OTT. **2011-12:** - Completed his seventh NHL season, first with Florida...Led FLA in goals (27) and points (61)...Was one of three Panthers to skate in all 82 games (Campbell, Weaver)...Recorded two points (1-1-2) Apr. 3 vs. WPG...Scored career-high 24th goal, added assist Mar. 25 vs. NYI...Picked up assist Mar 23 vs. EDM...Had a goal Mar. 21 at CAR...Recorded assist Mar. 17 vs. BUF to set career high with 52 points (22-30-52)...Had two assists in 20:08 Mar. 15 vs. BOS...Scored GWG in 20:00 TOI Mar. 11 vs. CAR...Had goal on 6 shots Mar. 9 at PIT...Had a 5-game point streak (2-4-6, 2/9-2/17)...Registered 200th point (goal) and added assist Feb. 12 at NYI...Picked up two assists, Feb. 1 vs. WSH...Tallied two goals (GWG) on four shots Dec. 31 vs. MTL...Had career-high 24:03 TOI Dec. 22 at OTT...Recorded three points (1-2-3) on career-high nine shots Dec. 3 at SJS...Picked up two assists, Nov. 23 vs. NYR...GWG completed a four goal comeback Nov. 21 vs. NJD...Had three points (1-2-3) Nov 15 at DAL...Registered 100th career assist with second helper and was season-high +3 Nov 10 at WPG...Had Panthers season-high seven game point streak (4-5-9, 10/22-11/6)...Recorded three points (2-1-3) on six shots in 22:07 Oct. 31 vs. WPG...Scored his first goal as a Panther Oct. 11 at PIT. Appeared in all seven playoff games...Recorded one assist in Game Three on Apr. 17 at NJD...Scored (EN) goal in Game Two on Apr. 15 vs. NJD...Recorded one assist in Game One on Apr. 13 vs. NJD. Appeared in all seven playoff games...Recorded one assist in Game Three on Apr. 17 at NJD...Scored (EN) goal in Game Two on Apr. 15 vs. NJD...Recorded one assist in Game One on Apr. 13 vs. NJD. **2010-11:** Completed his sixth NHL season, first with Colorado after being acquired from Washington Nov. 30...Missed part of the season due to pulmonary embolism...Tallied 21 points (8-13-21) in 22 games for Colorado, with 14 of those 21 points coming in either the third period (11) or overtime (3)...Appeared in 23 games with the Capitals, tallying 10 points (4-6-10)...Skated in his 300th NHL game on Jan. 6 vs. PHX...Finished second on the Avs with 14 points (7-7-14) in 14 games during the month of December...NHL's Second Star of the Week for Dec. 13-19...Tied for first among all NHL scorers with seven points (4-3-7) in four games during the week...Tallied his first career hat trick on Dec. 15 at CHI, scoring all three goals in the third period...Was the first Avalanche player to score three goals in one period since Joe Sakic on Mar. 13, 2003 at CBJ (1st). **2009-10:** Completed his fifth NHL season, fifth with Washington... appeared in 69 games and tallied career highs in goals (23), assists (28), points (51) and PIM (28) in his





third full NHL season...Ranked seventh on the team in points and sixth in goals...Sixth in the NHL and second on the team with a 19.0 shooting percentage...Tied for fifth on the team with four GWG...Scored 10 of his 23 goals in the first period...Registered 29 (13-16-29) of his 51 points on the road...Recorded Washington's first goal six times...Finished the season at +9, a career high...Scored eight goals in the 10 games Alex Ovechkin was out of the lineup...Finished sixth on the team with 19 power-play points (7-12-19)...Recorded the team's second longest point streak of the season, registering at least a point (7-4-11) in nine straight games (10/30 - 11/17)...Led all Caps forwards with 10 points (5-5-10) in November...Logged a career high 22:05 of ice time on 11/20 vs. MTL...Scored the overtime GWG Mar. 10 vs. CAR...Missed the first 11 games of the season recovering from deep vein thrombosis in his leg...Had one assist in six playoff games. **2008-09:** Completed fourth NHL season, fourth with Washington...Skated in 73 games and tallied what were career highs in points (37) and goals (19)...Ranked seventh on the team in points and sixth in goals...Second on the team with a 14.5 shooting percentage and tied for third with four GWG...Seven of his 19 goals came on the power play...Tied for third on the team with 13 road goals and tied for fourth with 16 goals outside of the division...Scored Washington's first tally four times...Set a career high with 20 PIM...Was +9 in his final 38 games of the season...Team was 11-4-3 when he scored a goal and 17-8-4 when he tallied a point...Averaged 15:04 TOI...Recorded eight multiple-point games...Had six streaks of three games or more with a point during the season...Skated a season high 19:28 vs. TOR on Mar. 5...Tallied one goal, one assist and was +3 at NYR on Feb. 11...Had two assists Nov. 26 at ATL...Notched his second career two-goal game Oct. 25 at DAL...Played in all 14 games during the Stanley Cup playoffs, recording four points (3-1-4)...Had a goal in Game 1 vs. NYR in ECQF (first Caps goal of the playoffs) and took 13 shots in the series...Scored the GWG in Game 1 and also scored in Game 6 against PIT in ECQF. **2007-08:** Completed third NHL season, third with Washington...Appeared in 75 games for Washington, recording 30 points (10-20-30)...Ranked ninth on team in scoring...Averaged 12:37 TOI...Scored the OT GWG Mar. 27 at TBL, his first goal since Feb. 16 at TB (14 games)...Tallied a pair of assists and a +4 rating Feb. 26 vs. MIN...Played in his 100th NHL game vs. NYI on Feb. 20...Scored lone PPG of the season vs. TBL on Feb. 16...Recorded points in consecutive games (2/15-16, 1-2-3)...Skated more than 15 minutes 16 times, including a six-game span from Feb. 13-24...Recorded assists in back-to-back games Feb. 5-6...Capitals were 17-7-1 when he recorded a point...Five of 10 goals were team's first tallies of the game...Notched five multiple-point games...Posted back-to-back tallies (Nov. 8-10)...Played in two ECQF playoff games against PHI. **2006-07:** Completed second NHL season, second with Washington...Had eight points (4-4-8) in 29 games with Washington...Tallied one PPG...Scored six of eight points at home (3-3-6)...Notched a career-high four points (2-2-4) vs. TBL on Mar. 18, one of two four-point games by a Caps player on the year...Tallied goals in back-to-back games on Mar. 16 and Mar. 18 (3-0-3)...Skated in season-high 15:29 at TOR (Mar. 6)...Scored first NHL goal at NJD on Feb. 24...Skated in the Capitals' final 21 games after recall on Feb. 23...Registered first assist of the season Nov. 4 at PHI...Appeared in six consecutive games for the Caps from Nov. 4-15...Tallied seven points (4-3-7) in those games...Recorded 51 points (22-29-51) in 45 games for Hershey (AHL)...Finished sixth on the Bears in scoring...Scored seven PPG and three SHG for the Bears...Led Hershey with 21 points (5-16-21) in 19 playoff games...Led the AHL in playoff assists for the second straight year...Ranked third in the AHL in playoff scoring...Tied a Hershey playoff record with five points (1-4-5) in Game 5 vs. Wilkes-Barre/Scranton on May 11. **2005-06:** Completed first NHL season, first with Washington...Played 14 games with the Capitals in two recalls, recording two assists...Had three assists in Game 5 of the Calder Cup Finals (June. 11)...Had three AHL playoff games with at least three points, including a four-point game (2-2) against Milwaukee on June 3 in Game 2 of the finals...Scored both goals in a 2-0 win vs. Manchester (Feb. 18)...Posted his first career NHL point, an assist, vs. TOR on Nov. 6...Made his NHL debut Nov. 3 at PHI...Led Hershey in goals (30) and ranked second in points (63) in just 57 AHL games...Led the team with six GWG and was second with 13 PPG...Led all Hershey forwards and was second on the team with a +14 rating...Recorded a nine-game point streak from Oct.11-Nov.30...Had three three-point games during the regular season...Led the team in points (32) and assists (21) in the run to the Calder Cup...Led the AHL in playoff assists, while point total ranked second...**2004-05:** Played 53 games for Portland (AHL) in his first season of pro hockey...Finished 12th on the team in scoring with 19 points (7-12)...Two of his goals were PPs and two were GWG...Scored both Portland goals in a 3-2 overtime loss to Hartford Dec. 19.

INTERNATIONAL:

2014: Was a member of the 2014 Czech Republic World Championship team, posting two goals in eight games. **2010:** Represented Czech Republic at the 2010 Vancouver Olympic Winter Games Games notching three points (1-2-3) in five games played. **2008:** Scored five points (2-3-5) in seven games at the 2008 World Championship for Czech Republic. **2004:** Notched four points (2-2-4) in seven games for Czech Republic at the 2004 World Junior Championship. **2003:** Represented Czech Republic at the 2003 World Junior Championship, scoring two goals in six games. **2002:** Won a Bronze medal for the Czech Republic at the 2002 World Junior Championship U-18.

SEASON	TEAM	LEAGUE	GP	G	A	PTS	+/-	PIM	PPG	SHG	GWG	GP	G	A	PTS	PIM
1999-00	HC Vitkovice	CzRep-Jr.	46	9	13	22	-	6	-	-	-	-	-	-	-	-
2000-01	HC Vitkovice	CzR-U17	30	28	34	62	-	8	-	-	-	-	-	-	-	-
	HC Vitkovice	CzRep-Jr.	21	4	9	13	-	8	-	-	-	-	-	-	-	-
2001-02	HC Vitkovice	CzRep-Jr.	46	26	35	51	-	16	-	-	-	-	-	-	-	-
	TJ Novy	CzRep-3	8	3	2	5	-	8	-	-	-	7	3	4	7	35
2002-03	Moose Jaw	WHL	65	21	50	71	15	36	9	0	-	12	4	11	15	6
2003-04	Moose Jaw	WHL	60	33	42	75	28	32	10	2	-	10	3	4	7	10
2004-05	Portland	AHL	53	7	12	19	-5	14	2	0	2	-	-	-	-	-
2005-06	Washington	NHL	14	0	2	2	-7	0	0	0	0	-	-	-	-	-
	Hershey	AHL	57	30	33	63	15	32	13	3	6	20	11	21	32	15
2006-07	Washington	NHL	29	4	4	8	-6	8	1	0	1	-	-	-	-	-
	Hershey	AHL	45	22	29	51	10	22	7	3	3	19	5	16	21	10
2007-08	Washington	NHL	75	10	20	30	-7	18	1	0	1	2	0	0	0	0
2008-09	Washington	NHL	73	19	18	37	-3	20	7	0	4	14	3	1	4	4
2009-10	Washington	NHL	69	23	28	51	9	28	7	0	4	6	0	1	1	6
	Hershey	AHL	2	0	1	1	-2	0	0	0	0	-	-	-	-	-
2010-11	Washington	NHL	23	4	6	10	3	10	0	0	1	-	-	-	-	-
	Colorado	NHL	22	8	13	21	-1	8	3	0	1	-	-	-	-	-
2011-12	Florida	NHL	82	27	34	61	-7	26	6	0	4	7	1	2	3	2
2012-13	Florida	NHL	48	12	23	35	-10	16	2	1	2	-	-	-	-	-
2013-14	Florida	NHL	80	8	20	28	-18	22	2	0	1	-	-	-	-	-
FLORIDA TOTALS:			210	47	77	124	-35	64	10	1	7	7	1	2	3	2
NHL TOTALS:			515	115	168	283	-47	156	29	1	19	29	4	4	8	12





44

ERIK GUDBRANSON

(AIR-ihk guhd-BRAN-sun)

DEFENSEMAN | Shoots Right | 6-4, 225 | Born 3/28/92 in Ottawa, Ontario

DRAFTED: 2010 - 1st round (3rd overall) by the Florida Panthers

HOW ACQUIRED: Florida's first selection (3rd overall) in the 2010 NHL Entry Draft.

MILESTONES

FIRST NHL GAME: 10/8/11 at NY Islanders

FIRST NHL GOAL: 12/11/11 at NY Rangers

FIRST NHL ASSIST/POINT: 12/1/11 at Los Angeles

MOST GOALS, GAME: 1 (5 times) MR: 4/8/14 vs. Philadelphia

MOST ASSISTS, GAME: 2 (2 times) MR: 12/5/13 vs. Winnipeg

MOST POINTS, GAME: 1 (12 times) MR: 10/11/13 vs. Pittsburgh

MOST PENALTY MINUTES, GAME: 19, 10/15/11 vs. Tampa Bay

GUDBRANSON vs. NHL:

Team	GP	G	A	PTS	PIM
Anaheim	2	0	1	1	0
Arizona	1	0	0	0	0
Boston	10	0	0	0	4
Buffalo	10	0	2	2	14
Calgary	2	0	0	0	0
Carolina	12	0	0	0	0
Chicago	3	0	0	0	0
Colorado	3	0	0	0	0
Columbus	4	0	0	0	8
Dallas	3	0	1	1	0
Detroit	4	0	1	1	2
Edmonton	3	0	0	0	2
Florida					
Los Angeles	3	0	1	1	0
Minnesota	4	0	0	0	0
Montreal	9	0	1	1	20
Nashville	2	0	0	0	0
New Jersey	5	0	1	1	2
NY Islanders	9	0	0	0	29
NY Rangers	8	1	1	2	2
Ottawa	6	0	0	0	2
Philadelphia	9	2	2	4	26
Pittsburgh	9	0	1	1	7
San Jose	2	0	0	0	0
St. Louis	3	0	0	0	10
Tampa Bay	10	0	0	0	31
Toronto	8	1	1	2	2
Vancouver	2	0	0	0	0
Washington	13	0	1	1	32
Winnipeg	10	1	2	3	16
NHL TOTALS	169	5	16	21	239

2013-14: Completed his third NHL season, third with Florida...Recorded career-high points (9), goals (3) and PIMS (114)...Recorded points in back-to-back games (1-1-2: Apr. 6-8)...Scored a goal Apr. 8 vs. PHI...Recorded a goal and an assist Dec. 5 vs. WPG...Notched a goal and an assist Nov. 25 vs. PHI...Registered first assist of season Oct. 25 vs BUF.

2012-13: Completed his second NHL season, second with Florida...Played in 100th NHL game on Apr. 7 vs. OTT...Picked up an assist Mar. 5 vs WPG...Recorded a season-high of six hits Feb. 26 vs. PIT...Posted an assist Feb. 21 at PHI...Recorded first point of the season (assist) on Feb. 12 vs. WSH...Recorded a shot on 21:02 TOI in season debut Feb. 7 at PHI. Appeared in two games for conditioning assignment with San Antonio.

2011-12: Completed his first NHL season, first with Florida...Led team in hits (154)...Registered an assist, +1, four shots, three hits and fight (R. White) Mar 27 at MTL...Had two shots Mar 21 at CAR...Finished with six hits Mar 20 at PHI...Picked up assist, +1 Mar 17 vs. BUF...Had career-high +2 and assist Feb 28 at TOR...Finished with +1 rating and one shot Feb 25 at CAR...Had career-high seven hits Feb 23 vs. MIN...Had career-high 21:16 TOI Feb 15 vs OTT...Finished with 20:25 TOI Feb 9 vs. LAK...Had 20:08 TOI Jan 24 vs. PHI...Had assist and six hits Dec 30 vs. NYR...Tallied goal on two shots Dec 27 vs. TOR...Missed two games (lower body) 12/13-12/16...Recorded first NHL goal Dec 11 at NYR...Earned first career NHL point and tied career high with +1 rating Dec 1 at LAK...Had career-high five shots Nov 23 vs. NYR...Had career-high three blocked shots Oct 27 at OTT...Registered three hits in 16:51 TOI Oct 20 vs. BUF...Recorded 5 PIM for fighting in second straight game Oct 17 at TBL...Totaled career-high 19 PIM, had first career fight (S. Downie) Oct 15 vs. TBL...Made NHL debut Oct. 8 at NYI. Played in all seven playoff games...Career-high TOI in Game Seven vs. NJD 21:04...Made playoff debut in Game One on Apr. 13 vs. NJD

2010-11: Completed his third OHL season, third with Kingston Frontenacs... Played in 44 games, registering 12 goals, 22 assists, 34 points, was -1 and finished second on Kingston in PIMs with 105...Played in five playoff games, finishing with one goal, three assists, four points, was -3 and 10 PIM.

2009-10: Completed his second OHL season, second with Kingston Frontenacs...Played in 41 games, registering two goals, 21 assists, 23 points, was +11, with 68 PIMs...Competed in seven Playoff games for Kingston, finishing with one goal, two assists, three points, was 0 with six PIMs...Was planned to be part of CHL Top Prospects game, but was unable to play due to illness.

2008-09: Completed his rookie season in the OHL with Kingston Frontenacs... Played in 63 games, registering three goals, 19 assists, 22 points was -16 with 69 PIMs.





International:

2014: Represented Canada at the 2014 World Championships Championship posting a goal and a plus-six rating in seven games played. **2011:** A member of the Silver-Medal winning WJC Canada team where he finished three goals, two assists, five points was +8 and 4 PIMs in seven games played. **2009:** Named Captain of Team Ontario in U-17 Championships and was a member of Team Canada in U-18 Championships.

SEASON	TEAM	LEAGUE	GP	G	A	PTS	+/-	PIM	PPG	SHG	GWG	GP	G	A	PTS	PIM
2008-09	Kingston	OHL	63	3	19	22	-16	69	2	0	0	7	1	2	3	6
2009-10	Kingston	OHL	41	2	21	23	11	68	1	1	0	5	1	3	4	10
2010-11	Kingston	OHL	44	12	22	34	-1	105	4	0	0	7	0	0	0	8
2011-12	Florida	NHL	72	2	6	8	-19	78	0	0	0	-	-	-	-	-
2012-13	Florida	NHL	32	0	4	8	-19	78	0	0	0	-	-	-	-	-
2013-14	Florida	NHL	65	3	6	9	-7	114	0	0	0	7	0	0	0	8
NHL TOTALS			169	5	16	21	-48	239	0	0	0					



THE PLAYERS



12

JIMMY HAYES

(JIH-mee HAYZ)

RIGHT WING | Shoots Right | 6-6, 222 | Born 11/21/89 in Boston, Massachusetts

DRAFTED: 2008 - 2nd round (60th overall) by Toronto Maple Leafs

HOW ACQUIRED: Acquired from Chicago along with D Dylan Olsen in exchange for RW Kris Versteeg and LW Philippe Lefebvre on Nov. 14, 2013.

MILESTONES

FIRST NHL GAME: 12/30/11 vs. Detroit

FIRST NHL GOAL/POINT: 1/2/12 vs. Edmonton

FIRST NHL ASSIST: 1/12/12 vs. Minnesota

MOST GOALS, GAME: 2 (2 times) MR: 3/16/14 vs. Vancouver

MOST ASSISTS, GAME: 1 (14 times) MR: 4/6/14 vs. Dallas

MOST POINTS, GAME: 2 (6 times) MR: 3/16/14 vs. Vancouver

MOST PENALTY MINUTES, GAME: 5 (2 times) MR: 4/1/12 vs. Minnesota

HAYES vs. NHL:

Team	GP	G	A	PTS	PIM
Anaheim	4	1	0	1	0
Arizona	2	0	0	0	2
Boston	3	2	0	2	0
Buffalo	3	1	1	2	4
Calgary	3	1	1	2	2
Carolina	1	0	0	0	0
Chicago	1	0	0	0	0
Colorado	3	1	0	1	0
Columbus	6	1	0	1	7
Dallas	4	0	1	1	0
Detroit	11	2	2	4	2
Edmonton	2	1	0	1	2
Florida	1	0	0	0	0
Los Angeles	4	0	1	1	0
Minnesota	3	1	1	2	5
Montreal	3	0	0	0	2
Nashville	5	0	0	0	0
New Jersey	3	0	1	1	2
NY Islanders	2	1	1	2	2
NY Rangers	3	0	0	0	0
Ottawa	4	1	0	1	2
Philadelphia	3	1	1	2	0
Pittsburgh	2	0	0	0	0
San Jose	2	0	2	2	2
St. Louis	5	0	1	1	0
Tampa Bay	2	0	1	1	0
Toronto	3	0	0	0	0
Vancouver	2	2	0	2	0
Washington	3	0	0	0	0
Winnipeg	2	1	0	1	0
NHL TOTALS	96	17	14	31	34

2013-14: Completed his third NHL season, first with Florida...Had four-game point streak (2-3-5: Mar. 13-18)...Recorded two goals Mar. 16 vs. VAN...Set career high for most goals in a single season (6) while recording first multi-goal game of career Mar. 9 vs. BOS...Scored goals in back-to-back games Dec. 5-7....Netted his first goal as Panther Nov. 22 at CGY...Made Panthers debut Nov. 16 at COL...Played in two games for CHI...Posted eight points (4-4-8) in 13 games with Rockford...Posted three-game point streak (2-1-3) from Oct. 26-31...Recorded three-game point streak (2-2-4) from Oct. 18-22.

2012-13: Completed his second NHL season, second with Chicago...Split the season between the Blackhawks and the American Hockey League's Rockford IceHogs ... Notched four points (1G, 3A) in 10 regular-season games with Chicago ... Ranked sixth on the IceHogs with a career-high 45 points in 67 regular-season games ... Ranked fourth on the team with a career-best 25 goals ... Set an IceHogs single-season record with seven multi-goal games ... Registered his first career hat trick and added two assists on March 9 at Oklahoma City.

2011-12: Completed his first NHL season, first with Chicago...Split time between the Blackhawks and Rockford ... Recorded an NHL career-high five goals and four assists in 31 regular-season games ... Tallied his first NHL point with a goal on Jan. 2 vs. EDM ... Made his NHL debut on Dec. 30 vs. DET ... Appeared in two playoff games in his NHL postseason debut vs. PHX in the Western Conference Quarterfinals ... Registered seven goals and 16 assists in 33 regular-season tilts with the IceHogs.

2010-11: Made his professional debut with the IceHogs on March 31 vs. Lake Erie ... Recorded two penalty minutes in seven regular-season tilts with Rockford ... Ranked second on Hockey East's Boston College Eagles with a collegiate career-high 21 goals and ranked third on the team with 33 points (21G, 12A) in 39 contests during his junior campaign





... Registered at least one point (5G, 2A) in all five postseason appearances. 2009-10: Ranked fourth on the club with 22 assists and fifth with 35 points in 42 games as a sophomore while helping Boston College win the 2010 NCAA Championship ... Registered five points (3G, 2A) in four NCAA tournament tilts.

International:

2014: Represented USA at the 2014 World Championships. **2009:** Skated for Team USA at the 2009 World Junior Championship, scoring two goals in six games ... **2007:** Won a silver medal with Team USA at the 2007 U18 World Junior Championship, logging three points (1G, 2A) in seven games ... **2006:** Competed for Team USA at the 2006 Ivan Hlinka U18 Tournament and the 2005 Four Nations Tournament.

SEASON	TEAM	LEAGUE	GP	G	A	PTS	+/-	PIM	PPG	SHG	GWG	GP	G	A	PTS	PIM
2008-09	Boston College	H-East	36	8	5	13		22								
2009-10	Boston College	H-East	42	13	22	35		14								
2010-11	Boston College	H-East	39	21	12	33	24	4	1	5						
2010-11	ROCKFORD	AHL	7	0	0	0	0	2	0	0	0					
	Chicago	NHL	31	5	4	9	-3	16	1	0	0	2	0	0	0	15
2011-12	ROCKFORD	AHL	33	7	16	23	-3	11	1	0	0					
2012-13	Chicago	NHL	10	1	3	4	0	0	0	0	0					
	ROCKFORD	AHL	67	25	20	45	0	23	8	2	1					
2013-14	Chicago	NHL	2	0	0	0	+1	0	0	0	0					
	Florida	NHL	55	11	7	18	-5	18	3	0	0					
	NHL TOTALS:		96	17	14	31	-8	34	4	0	0	2	0	0	0	15



THE PLAYERS



11

JONATHAN HUBERDEAU

(JAWN-ah-thuhn hoo-BAIR-DOH)

LEFT WING | Shoots Left | 6-1, 188 | Born 6/4/93 in St. Jerome, Quebec**DRAFTED:** 2011 - 1st Round (3rd overall) by the Florida Panthers**HOW ACQUIRED:** Florida's first selection (3rd overall) in the 2011 NHL Draft.

MILESTONES

FIRST NHL GAME: 1/19/13 vs. Carolina**FIRST NHL GOAL/POINT:** 1/19/13 vs. Carolina**FIRST NHL ASSIST:** 1/19/13 vs. Carolina**MOST GOALS, GAME:** 2 (3 times) MR: 3/3/13 vs. Carolina**MOST ASSISTS, GAME:** 3, 4/27/13 at Tampa Bay**MOST POINTS, GAME:** 3 (2 times) MR: 4/27/13 at Tampa Bay**MOST PENALTY MINUTES, GAME:** 6, 3/2/14 at NY Islanders

HUBERDEAU vs. NHL:

Team	GP	G	A	PTS	PIM
Anaheim	1	0	1	1	0
Arizona	1	0	0	0	0
Boston	8	0	3	3	2
Buffalo	7	1	3	4	0
Calgary	1	0	0	0	0
Carolina	6	3	4	7	6
Chicago	2	0	0	0	0
Colorado	2	1	0	1	2
Columbus	3	0	0	0	0
Dallas	1	0	1	1	0
Detroit	5	1	0	1	2
Edmonton	2	0	1	1	0
Florida	-	-	-	-	-
Los Angeles	1	0	0	0	0
Minnesota	2	1	0	1	0
Montreal	5	0	0	0	2
Nashville	2	1	2	3	0
New Jersey	5	0	4	4	0
NY Islanders	5	0	3	3	10
NY Rangers	6	1	1	2	4
Ottawa	6	1	1	2	2
Philadelphia	6	3	2	5	4
Pittsburgh	6	2	2	4	6
San Jose	1	0	0	0	0
St. Louis	2	0	0	0	2
Tampa Bay	9	2	3	5	6
Toronto	6	0	2	2	5
Vancouver	2	0	0	0	0
Washington	7	2	3	5	2
Winnipeg	7	4	0	4	0
NHL TOTALS	117	23	36	59	55

2013-14: Completed his second NHL season, second with Florida..

Recorded career-high assists (19)...Recorded a goal and three shots Apr. 8 vs. PHI...Picked up a pair of assists Mar. 14 vs. NJD...Posted two assists Mar. 2 at NYI...Had three-game point streak (1-3-4: Jan. 18-21)...Recorded a goal and an assist Jan. 20 at PIT...Scored first GWG of season Dec. 7 at DET...Recorded three-game point streak (2-1-3: Nov. 12-16)...Recorded three goals in four games (Oct. 10-15)...Posted first goal of season Oct. 10 at TBL...Recorded an assist in season opener Oct. 3 at DAL.

2012-13: Completed his first NHL season, first with Florida...Became first player in franchise history to win Calder Memorial Trophy...Named to NHL-All Rookie Team...Recorded most points (31) as a teenager in Panther history...Recorded season-high three assists Apr. 27 at TBL...Scored a goal Apr. 18 at NYR...Recorded an assist Apr. 7 vs. OTT...Notched two assists Mar. 30 vs. NJ...Scored a goal and added an assist Mar. 28 vs. BUF...Became the first Panther to score on two penalty shots in one season, recording his second penalty shot goal Mar. 5 vs. CAR...Recorded the third two-goal game of his career Mar. 3 vs. CAR...Named NHL Rookie of the Month for February, posting nine points (6-3-9) in 13 games...Tied franchise record for points in a game for rookie, including first GWG on penalty shot (2-2-4) on Feb. 21 at PHI...Recorded first two-goal game of his NHL career Feb. 12 vs. WSH...Netted SO winner Feb. 8 at PHI...Recorded points in three straight games (2-1-4; 1/31-2/5)...Scored a goal and added two assists in his NHL debut Jan. 19 vs. CAR...Played in 30 games for Saint John (QMJHL) scoring 45 points (16-29-45).

2011-12: Completed third QMJHL season, third with Saint John Sea Dogs, serving as team Captain...Suffered injury (broken foot), missed 31 games...Finished the season playing 37 games with 72 points (30-42-72), finishing third on his team in scoring and ended the season with a +53 rating and 50 PIMs....Led the NHL preseason in powerplay goals. Led all Florida Panthers in preseason points with three goals, all on the powerplay, one assist, four points in five games. Played in 15 Playoff games for Saint John... Recorded 21 points (10-11-21) with a +11 rating





and 18 PIMs, winning the President's Cup against Rimouski in four games... Advanced to the Memorial Cup Tournament for the second straight year. **2010-2011:** Completed second QMJHL season, second with Saint John Sea Dogs...Played in 67 games, registering 43 goals, 62 assists, 105 points and finished third in the league in points...Named to the QMJHL first-All -Star Team...Played in 19 playoff games, scoring 16 goals, 14 assists and 30 points, winning a Memorial Cup and being named Memorial Cup MVP in the process. **2008-2009:** Completed first QMJHL season, first with Saint John Sea Dogs...Played in 61 games, scored 15 goals and added 20 assists for 35 points... In 21 playoff games for the Sea Dogs, he scored 11 goals, seven assists for 18 points.

INTERNATIONAL: 2014: Represented Canada at the 2014 World Championships...**2012 WJC:** Represented Team Canada in the WJC, winning a Bronze Medal, finishing the tournament with one goal and eight assists with a +8 rating and 16 PIMs. Named Captain of Team Canada for Canada-Russia Challenge, Lead team Canada with five points (2-3-5) in three games played. **2009:** Huberdeau played for Team Quebec at the World U-17 Hockey Challenge, picking up two goals and one assist for three points in five games.

SEASON	TEAM	LEAGUE	GP	G	A	PTS	+/-	PIM	PPG	SHG	GWG	GP	G	A	PTS	PIM
2009-10	Saint John's	QMJHL	61	15	20	35	28	43	3	0	0	21	11	7	18	22
2010-11	Saint John's	QMJHL	67	43	62	105	59	88	13	3	7	19	16	14	30	16
2011-12	Saint John's	QMJHL	37	30	42	72	53	50	7	1	6	15	10	11	21	18
2012-13	Florida	NHL	48	14	17	31	-15	18	2	0	1	-	-	-	-	-
2013-14	Florida	NHL	69	9	19	28	-5	37	2	0	1	-	-	-	-	-
NHL Totals			117	23	36	59	-20	55	4	0	2	-	-	-	-	-





36

JUSSI JOKINEN

(YEW-see YOH-kih-nihn)

RIGHT WING | Shoots Left | 5-11, 196 | Born 6/1/83 in Kalajoki, Finland**DRAFTED:** 2001 - 6th Round (192nd overall) by the Dallas Stars**HOW ACQUIRED:** Signed as an unrestricted free agent on July 1, 2014.

MILESTONES

FIRST NHL GAME: 10/5/05 vs. Los Angeles**FIRST NHL GOAL/POINT:** 10/11/05 vs. Phoenix**FIRST NHL ASSIST:** 10/16/05 at Vancouver**MOST GOALS, GAME:** 4, 11/16/07 vs. Colorado**MOST ASSISTS, GAME:** 3, 12/27/13 at Carolina**MOST POINTS, GAME:** 4 (2 times) MR: 11/19/10 at Pittsburgh**MOST PENALTY MINUTES, GAME:** 6, 3/7/12 at Buffalo

JOKINEN vs. NHL:

Team	GP	G	A	PTS	PIM
Anaheim	27	4	10	14	10
Arizona	27	7	9	16	14
Boston	23	5	11	16	12
Buffalo	29	3	8	11	20
Calgary	17	2	7	9	8
Carolina	14	7	8	15	0
Chicago	16	3	7	10	6
Colorado	19	6	8	14	6
Columbus	20	3	8	11	10
Dallas	8	1	2	3	2
Detroit	16	3	11	14	14
Edmonton	17	5	8	13	4
Florida	35	7	9	16	10
Los Angeles	26	4	11	15	2
Minnesota	19	4	13	17	2
Montreal	24	4	6	10	6
Nashville	18	1	9	10	6
New Jersey	25	7	4	11	20
NY Islanders	25	5	8	13	10
NY Rangers	25	7	4	11	8
Ottawa	23	1	9	10	10
Philadelphia	23	9	11	20	18
Pittsburgh	19	5	12	17	2
San Jose	28	4	7	11	10
St. Louis	16	3	9	12	2
Tampa Bay	27	9	13	22	12
Toronto	19	5	10	15	2
Vancouver	15	2	8	10	0
Washington	33	12	13	25	14
Winnipeg	27	11	12	23	10
NHL TOTALS	660	149	265	414	250

2013-14: Completed ninth NHL season, second with Pittsburgh...Recorded 21 goals, 36 assists and 57 points - which all rank 2nd-best in his NHL career...Reached 50 points for the 4th time in career and 20 goals for the second time...Posted second career hat trick with three goals Oct. 8 vs. former club Carolina...Collected 400th career NHL point (assist) Feb. 27 vs. Montreal. Played in 600th NHL game Nov. 18 vs. Anaheim...Led team with six goals and three GWGs while his 10 points ranked 2nd in postseason...Posted at least one point in nine of 12 postseason games, including a career-best eight-game scoring streak (5-3-8) from April 21 to May 7.

2012-13: Completed eighth NHL season, first with Pittsburgh...Totaled 13 goals and 22 points in 43 games with Carolina and Pittsburgh...Posted seven goals (plus a shootout-deciding goal) and 11 points in 10 games with the Penguins...Recorded two 3-point games with the Penguins: April 11 at Tampa Bay (2-1-3); April 20 at Boston (1-2-3)...Ranked second on team in faceoff percentage (57.9)...In Penguins debut, scored team's only goal and added game-deciding shootout goal in 2-1 win April 5 vs. NY Rangers...Led team by winning 61.3% of faceoffs (46 of 75) during the postseason...Posted 21 points (7-14-21) in 21 games for Karpas of Finnish League during the NHL work stoppage. **2011-12:** Completed his seventh NHL season, fourth with Carolina totaling 46 points (12-34-46) in 79 games...Ranked second on the team in assists (34), points (46), power-play assists (15) and power-play points (18)...Was tied for third among Hurricanes in game-winning goals (3)...Registered 30-or-more assists for the third consecutive season...Was first on the team and 17th in the NHL in face-off percentage (55.1%)...Was two-for-six in the shootout (33%) and ranks second in NHL history in career shootout goals with 30 (Pavel Datsyuk, 31)...Scored game-tying goal and earned an assist at WSH (10/8)...Played in his 200th Hurricanes game vs. NYR (12/1)...Recorded an assist, his 200th career NHL assist, at TOR (12/13)...Played in his 500th career NHL game vs. BOS (1/14)...Scored two goals, one shorthanded and one on the power play, vs. WSH (1/20)...Recorded his 100th Hurricanes assist at MTL (2/13)...Had a goal and an assist and was named first star vs. SJ (2/17)...Recorded two assists at TB (3/10)...Scored a goal and earned a pair of helpers at WPG (3/18)...Had a goal and an assist at TOR (3/27)...Games missed due to injury: three (lower body: 11/4-11/8)...Longest assist streak: three games (10/12-10/18: 0-3-3)...Longest point streak: 3 games (10/12-10/18: 0g, 3a; 10/28-11/1: 1g, 2a; 1/15-1/20: 3g, 1a)...Multi-goal games: 1 (1/20 vs. WSH: 2g, 0a)...Multi-assist games: 5 (last: 3/24 at DET: 0g, 2a)...Multi-point games: 9 (last: 3/27 at TOR: 1g, 1a). **2010-11:** Completed his sixth NHL season, third with Carolina...Ranked tied for fourth among Hurricanes in scoring (52 points) and third in assists (33)...Was second on the team in power-play goals (8)...Was selected by the Carolina PHWA as the "Good Guy" Award winner for media cooperation...Scored a goal and earned an assist, playing in his home nation of Finland against MIN (10/7)...Played his 400th career NHL game and earned two assists at FLA (11/5)...Was plus or even in 17 consecutive games played from 11/26-1/15...Matched his career high with four points (2g, 2a) and was (+4) at PIT (11/19)...Scored in the shootout at ATL (12/16) to pass Slava Kozlov (27) for first all-time in shootout goals with 28...Earned his 100th Hurricanes point with a goal vs. WSH (12/26)...Missed 12 games due to injury. **2009-10:** Fifth NHL season, second with Carolina...Established career highs in goals (30) and points (65)...Among Hurricanes, ranked first in goals (30), second in points (65) and fourth in assists (35)...Ranked tied for 10th in the NHL in game-winning goals (6) and eighth in shooting percentage (18.8%)...Set a career-best for longest point streak when he earned points in 10 consecutive games (1/28-3/2: 9g, 4a)...Had 45 points (22g, 23a) in the final 45 games (12/26-4/10) of the season...The Hurricanes were 19-3-4 when he scored a goal...Ranked second among the NHL's Finnish players in scoring (65 points) and first in goals (30)...Reached the 30-goal mark for the first time in his career at TB (4/6)...Had his fourth multi-goal game of the season at ATL (3/29), his 100th game with Carolina.






2008-09: Completed fourth NHL season, first with Carolina... Had 11 points (1-10-11) in 25 games with the Hurricanes after being acquired on 2/7 from Tampa Bay... Led all Hurricanes forwards in total shorthanded ice time (145:45)... Prior to the trade, had six goals and 10 assists (16 points) in 46 games with Tampa Bay... Made his Hurricanes debut and earned an assist at PHX (2/7)... Scored his first goal with the Hurricanes, the game-winning goal vs. TB (2/20)... Completed his first playoff season for Carolina and third in the NHL... Was second among Hurricanes in playoff goals (7) and tied for second in playoff points (11)... Ranked tied for first in the NHL in playoff game-winning goals (3) and tied for 11th in the league in playoff goals (7)... Deflected the game-winning goal past Martin Brodeur with 0.2 seconds remaining – the latest regulation game-winner in NHL playoff history – in Game 4 vs. NJ (4/21)... Tied Game 7 at NJ (4/28) with a one-timer past Brodeur with 1:20 left, helping Carolina to a 4-3 come-from-behind win... Scored the overtime, game-winning goal and had an assist in Game 3 vs. BOS (5/6). **2007-08:** Completed third NHL season, first with Tampa Bay... Totaled 16 goals and 26 assists (42 points) in 72 games with Tampa Bay and Dallas... Registered 14 points (2g, 12a) in 20 games with the Lightning after being acquired on Feb. 26... Won 178 of 341 face-offs taken (52.2%)... Netted his first career hat trick, scoring four goals, for Dallas vs. COL (11/16)... Was the first Stars player to have four goals in a game since Brett Hull (3/21/01 vs. ANA)... Scored his first Lightning goal at PIT (3/6) **2006-07:** Completed his second NHL season, second with Dallas... Ranked second among Stars skaters in plus/minus (+8) and fifth in points (48)... Was one of three Dallas players to appear in all 82 games... Earned his 100th career NHL point with an assist vs. PHX (3/18)... Played in four playoff games, earning one assist in his second NHL postseason appearance. **2005-06:** Played his first NHL season, first with Dallas... notching 17 goals and 38 assists (55 points) in 81 games... Led the NHL in shootout goals, scoring on 10 of 13 attempts... Tallied the sixth-most assists and the 10th-most points by a rookie in Stars history... Made his NHL debut vs. LA (10/5)... Scored his first NHL goal vs. PHX (10/11)... Earned his first career three-point game with a goal and two assists vs. COL (3/4)... Made his Stanley Cup Playoff debut, appearing in five games, recording two goals and one assist (3 points)... Scored his first playoff goal in Game 2 of the Western Conference Quarter-finals vs. COL (4/24) **2004-05:** Posted 23 goals and 24 assists (47 points), leading Karpas in goals and points and ranking second in assists... Among Finnish Elite League leaders, was tied for fifth in assists, tied for sixth in points and eighth in goals... Had seven points (3g, 4a) in 12 playoff games, helping Karpas capture its second consecutive league championship... **2003-04:** Ranked tied for second among Karpas skaters in assists (23) and points (38), skating in 55 regular-season games... Tallied three goals and four assists (7 points) in 15 playoff games, helping Karpas capture the league championship. **2002-03:** Was tied for second among Karpas skaters in assists (23) and fourth on the team in points (37), skating in 51 SM-Liiga games... Again helped Finland capture bronze at the 2003 World Junior Championship, playing alongside current Hurricanes teammates Joni Pitkanen and Tuomo Ruutu... Finished among the tournament leaders in goals (6) and points (8), ranking second on the Finnish team behind Ruutu in both categories. **2001-02:** Played his first season in SM-Liiga for Karpas Oulu, totaling 16 points (10g, 6a) in 54 regular-season games...

International: **2014:** Helped lead Finland to a bronze medal in the 2014 Winter Olympics in Sochi, Russia... Attended Finland's Olympic Orientation Camp in August 2013... Helped Finland to another bronze medal at the IIHF World Championship, notching four points (1-3-4) in nine games. Represented Finland at the 2006 Winter Olympic Games, earning a silver medal... Had four points (1-3-4) in the tournament... Had eight points (2-6-8) in nine games for Finland at the 2006 IIHF World Championship, ranking second among Finnish skaters in scoring and helping his country to the bronze medal... Represented Finland at the 2005 IIHF World Championship **2002:** Teamed with Pitkanen both with Karpas and on the Finnish team at the 2002 World Junior Championship, where they helped Finland win bronze... Led Finland in scoring at the tournament with eight points, and ranked tied for first overall in the tournament in assists (6).

SEASON	TEAM	LG	GP	G	A	PTS	+/-	PIM	PPG	SHG	GWG	GP	G	A	PTS	PIM
2001-02	Karpas Oulu	Fin JR	2	4	1	5	--	2	--	--	--	1	1	1	2	0
	Karpas Oulu	Fin	54	10	6	16	--	38	--	--	--	4	1	0	1	0
	Karpas Oulu	WJC	2	6	8	--	2	--	--	--	--	--	--	--	--	--
2002-03	Karpas Oulu	Fin	51	14	23	37	--	10	--	--	--	15	2	1	3	33
	Karpas Oulu	WJC	6	2	8	--	2	--	--	--	--	--	--	--	--	--
	Finland	WJC	6	2	8	--	2	--	--	--	--	--	--	--	--	--
2003-04	Karpas Oulu	Fin	55	15	23	38	--	20	--	--	--	15	3	4	7	6
2004-05	Karpas Oulu	Fin	56	23	24	47	--	24	--	--	--	12	3	4	7	2
	Finland	WC	7	0	1	1	--	2	--	--	--	--	--	--	--	--
	Dallas	NHL	81	17	38	55	2	30	8	0	2	5	2	1	3	0
2005-06	Finland	OLY	8	1	3	4	--	2	--	--	--	--	--	--	--	--
	Finland	WC	9	2	6	8	--	2	--	--	--	--	--	--	--	--
	Dallas	NHL	82	14	34	48	8	18	6	0	1	4	0	1	1	0
2007-08	Dallas	NHL	52	14	14	28	2	14	5	0	2	--	--	--	--	--
	Tampa Bay	NHL	20	2	12	14	-16	4	1	0	0	--	--	--	--	--
	Finland	WC	9	1	3	4	--	4	--	--	--	--	--	--	--	--
2008-09	Tampa Bay	NHL	46	6	10	16	-8	16	2	0	0	18	7	4	11	2
	Carolina	NHL	1	10	11	-2	12	0	0	1	37	--	--	--	--	--
	Carolina	NHL	30	35	65	3	36	10	0	6	160	--	--	--	--	--
2009-10	Finland	WC	7	2	1	3	--	20	--	--	--	--	--	--	--	--
	Carolina	NHL	70	19	33	52	-3	24	8	0	1	--	--	--	--	--
	Carolina	NHL	79	12	34	46	-2	54	3	2	3	--	--	--	--	--
2011-12	Finland	WC	10	5	4	9	-2	8	5	0	0	--	--	--	--	--
	Carolina	NHL	33	6	5	11	-8	18	2	0	3	--	--	--	--	--
	Karpas Oulu	Fin	21	7	14	21	--	10	--	--	--	--	--	--	--	--
2012-13	Pittsburgh	NHL	10	7	4	11	3	6	1	0	0	8	0	3	3	4
	Pittsburgh	NHL	81	21	36	57	12	18	6	0	4	13	7	3	10	10
	NHL Totals		660	149	265	414	-3	250	52	2	23	48	16	12	28	16





82 | TOMASKOPECKY

(TAW-mahsh koh-PEHTS-kee)

RIGHT WING | Shoots Left • 6-3, 203 • Born 2/5/82 in Ilava, Slovakia

DRAFTED: 2000 - 2nd Round (38th overall) by the Detroit Red Wings

HOW ACQUIRED: Acquired from Chicago in exchange for a seventh-round selection in the 2012 NHL Draft on June 27, 2011.

MILESTONES

FIRST NHL GAME: 2/28/06 at San Jose

FIRST NHL GOAL/POINT: 10/18/06 at Anaheim

FIRST NHL ASSIST: 10/12/07 vs. Chicago

MOST GOALS, GAME: 3, 2/26/13 vs. Pittsburgh

MOST ASSISTS, GAME: 3 (2 times) MR: 10/29/11 vs. Buffalo

MOST POINTS, GAME: 4, 11/30/10 vs. St. Louis

MOST PENALTY MINUTES, GAME: 12 (2 times) MR: 1/29/13 at Tampa Bay

Kopecky vs. NHL:

Team	GP	G	A	PTS	PIM
Anaheim	18	1	2	3	12
Arizona	16	0	2	2	4
Boston	14	4	1	5	0
Buffalo	16	0	8	8	12
Calgary	18	1	4	5	0
Carolina	16	0	5	5	6
Chicago	18	1	4	5	9
Colorado	18	2	7	9	8
Columbus	27	5	4	9	32
Dallas	20	1	3	4	12
Detroit	16	3	11	14	14
Edmonton	20	1	3	4	12
Florida	6	1	0	1	2
Los Angeles	18	4	5	9	6
Minnesota	21	6	4	10	8
Montreal	14	2	2	4	16
Nashville	29	5	5	10	14
New Jersey	12	0	3	3	2
NY Islanders	11	0	5	5	12
NY Rangers	12	2	0	2	14
Ottawa	14	2	4	6	4
Philadelphia	10	1	1	2	8
Pittsburgh	12	3	1	4	6
San Jose	21	0	5	5	12
St. Louis	30	6	9	15	16
Tampa Bay	18	6	1	7	18
Toronto	14	2	5	7	2
Vancouver	20	0	4	4	12
Washington	16	3	2	5	6
Winnipeg	18	3	2	5	4
NHL TOTALS	514	66	100	166	279

2013-14: Completed his ninth NHL season, third with Florida...Had points in back-to-back games (0-2-2: Feb. 4-6)...Had a two-game point streak (0-2-2: Dec. 13-15)...Recorded assist and scored SO game-winner in 10th round of shootout Dec. 13 vs WSH...Had two-game goal streak (Nov. 15-16)...Recorded first goal of the season Nov. 15 at MIN...Recorded first point of season Nov. 9 at OTT.

2012-13: Completed his eighth NHL season, second with Florida...Recorded an assist Apr. 16 at NYI...Had three-game point streak from Apr. 2-Apr. 7...Tied a career high with his 15th goal Apr. 6 vs WSH...Registered 150th NHL point Apr. 2 at TBL...Scored a goal Mar. 5 vs. CAR...Recorded his first career hat trick and tied a career high with four points (3-1-4) Feb. 26 vs. PIT...Scored a goal Feb. 24 vs. BOS...Posted two assists Feb. 3 at BUF...Tallied a goal and added an assist Jan. 31 vs. WPG...Scored his first goal of season on Jan. 22 at MTL...Recorded an assist Jan. 24 vs. OTT.

2011-12: Completed his seventh NHL season, first with Florida...Scored tying goal in Apr. 3 vs. WPG...Had goal on four shots Mar. 30 at CBJ...Recorded two assists Mar. 25 vs. NYI...Matched career high with two-game goal streak (2, 3/13-3/15)...Had two points (1-1-2) and was +2 Mar. 13 vs. TOR...Picked up an assist and +1 rating in 16:02 TOI Mar. 4 vs. OTT... Missed one game (lower body) Feb. 28 at TOR...Finished with assist on 20:01 TOI Feb. 23 vs. MIN...Had three-game point streak (1-2-3, 1/16-1/20)...Recorded goal Jan. 18 at COL...Had a goal Dec. 22 at OTT...Scored GWG Dec. 8 at BOS...Finished with season-high 23:08 TOI and an assist Dec. 1 at LAK...Had an assist and +2 rating Nov. 29 at CAR...Scored goal for second consecutive game Nov. 8 at TOR...Had goal and a season-high five shots Nov. 6 vs. TBL...Tied career high with three assists, including his 100th NHL point with second assist, and +2 Oct. 29 at BUF...Scored first goal as a Panther, four shots in 18:17 TOI Oct. 17 at TBL...Recorded assist in 18:14 TOI Oct. 15 vs. TBL. Appeared in all seven playoff games...Recorded shorthanded (EN) goal in Game Five with two PIMs and three hits, Apr. 21 vs. NJD. **2010-11:** Completed his sixth NHL season, second with Chicago...Accrued career-bests in goals (15), assists (27) and points (42) in 81 regular-season contests...Registered 10 of his 15 goals, and 19 of his 42 points, in 22 games against Central Division opponents...Established a new career high with his 11th goal of the season on Feb. 24 at NSH...Posted his second multi-goal game (both vs. DET) on Jan. 22 at Joe Louis Arena...Reached a new career high with his 22nd point, an assist, on Dec. 30 vs. SJS...Recorded eight multi-point games, and a pair of multi-goal outings...Notched the first four-point (1-3-4) outing of his NHL career on Nov. 30 vs. STL...Tallied six points (1-5-6) over the course of a career-best five-game point streak from Oct. 11-18...Recorded a season-high six shots on goal five times...Logged a season-high 23:19 of





ice time on Oct. 18 vs. STL. **2009-10:** Completed fifth season in NHL, first with Chicago...Registered 10 goals and 21 points in 74 regular-season games in his first season with Chicago...Posted 18 points (9-9) and a +7 plus/minus rating on the road...Registered first multi-point outing (1-1-2), including the GWG, in Game 1 of the Stanley Cup Final on May 29 against PHI...Netted the first goal of his NHL postseason career in Game 3 of the Western Conference Quarterfinals on Apr. 20 at NSH...Compiled season-long, three-game point streak (1-3-4) from Apr. 4-9...Posted five multi-point games, including three multi-goal outings...Established new career high with his seventh goal of the season on Mar. 25 in CBJ...Recorded two third-period goals on Mar. 18 at LAK...Registered the first multi-goal game of his NHL career with a pair of first-period markers on Jan. 2 at STL...Posted first point as a member of the Blackhawks with the GWG on Oct. 15 at NSH... Recorded career-highs in goals (4), assists (2), points (6) and plus/minus rating (+2) in a career-best 17 playoff contests while helping the Blackhawks to the 2010 Stanley Cup Championship. **2008-09:** Completed fourth season in NHL, fourth with Detroit...Posted career highs in goals (6), assists (13), and points (19) in 79 regular-season games with the Red Wings...Finished second on the team with 109 hits...Tallied one assist and seven PIM in eight Stanley Cup Playoff contests...Tallied a season-high three points (1-2-3) on Mar. 3 at STL...Tallied points in three consecutive games from Feb. 20-27 and collected seven points in six games from Feb. 20-Mar. 4. **2007-08:** Completed third season in NHL, third with Detroit...Missed the entire postseason after sustaining a season-ending injury on Apr. 3 Helped the Red Wings win the Stanley Cup after collecting five goals and seven assists in 77 regular season games with Detroit...Registered first career assists on Oct. 12 vs. CHI. **2006-07:** Completed second season in NHL, second with Detroit...Tallied one goal in 26 regular-season games with Red Wings...Notched his first career NHL goal on Oct. 18 at ANA...Missed the last 52 games of the regular-season due to injury...Appeared in four of Detroit's 18 postseason contests. **2005-06:** Completed first season in NHL, first with Detroit...Made his NHL debut on Feb. 26...Tallied 32 goals and 37 assists with the AHL's Grand Rapids Griffins...Tied a Griffins record for goals in a period (3) and PPG in a period (2)...Tied for sixth in the AHL with a +24 plus/minus rating. **2004-05:** Collected eight goals and eight assists in 48 regular season games with Grand Rapids...Missed 28 games due to injury...Converted five-of-eight shootout attempts, tying for fourth in the AHL with a 62.5% shooting percentage. **2003-04:** Tallied six goals and six assists in 48 games with Grand Rapids. **2002-03:** Posted 17 goals and 21 assists in 70 games in first season with AHL's Grand Rapids Griffins...Tied for second among AHL rookies with +18 plus/minus rating.

INTERNATIONAL: 2014: Represented Team Slovakia at the 2014 Sochi Olympic Winter Games. **2013:** Posted two assists for Team Slovakia at the 2013 World Championship. **2012:** Notched six points (5-1-6) in ten games at the 2012 World Championship for Team Slovakia. **2010:** Recorded one goal, two PIM, and a +1 plus/minus rating in seven games for the fourth-place Slovakian team at the 2010 Olympic Games in Vancouver. **2002:** Notched eight points (3-5-8) and 22 PIM in seven games at the World Junior Championship. **2001:** Scored two goal and two assists in seven games for Slovakia at the World Junior Championship. **2000:** Potted two assists and four PIM in seven games at the World Junior Championship.

SEASON	TEAM	LEAGUE	GP	G	A	PTS	+/-	PIM	PPG	SHG	GWG	GP	G	A	PTS	PIM
1997-98	Dukla Trenčín	Slovak Jr.	41	19	22	41	-	-	-	-	-	-	-	-	-	-
1998-99	Dukla Trenčín	Slovak Jr.	44	13	16	29	-	18	-	-	-	-	-	-	-	-
1999-00	Dukla Trenčín	Slovak Jr.	14	8	9	17	-	36	-	-	-	-	-	-	-	-
	Dukla Trenčín	Slovakia	52	3	4	7	-	24	-	-	-	5	0	0	0	0
2000-01	Lethbridge	WHL	49	22	28	50	-14	52	11	0	3	5	1	1	2	6
	Cincinnati	AHL	1	0	0	0	0	0	0	0	0	-	-	-	-	-
2001-02	Lethbridge	WHL	60	34	42	76	13	94	12	2	2	4	2	1	3	15
	Cincinnati	AHL	2	1	1	2	1	6	0	0	0	2	0	0	0	0
2002-03	Grand Rapids	AHL	70	17	21	38	18	32	3	0	2	14	0	0	0	6
2003-04	Grand Rapids	AHL	48	6	6	12	-3	28	2	0	2	1	0	0	0	2
2004-05	Grand Rapids	AHL	48	8	8	16	1	35	2	0	2	-	-	-	-	-
2005-06	Detroit	NHL	1	0	0	0	1	2	0	0	0	-	-	-	-	-
	Grand Rapids	AHL	77	32	37	69	24	108	8	0	3	16	3	4	7	25
2006-07	Detroit	NHL	26	1	0	1	-2	22	0	0	0	4	0	0	0	6
2007-08	Detroit	NHL	77	5	7	12	2	43	0	0	1	-	-	-	-	-
2008-09	Detroit	NHL	79	6	13	19	-7	46	1	1	2	8	0	1	1	7
2009-10	Chicago	NHL	74	10	11	21	0	28	1	0	2	17	4	2	6	8
2010-11	Chicago	NHL	81	15	27	42	-13	60	3	0	2	1	0	0	0	0
2011-12	Florida	NHL	80	10	22	32	-8	32	2	0	2	7	1	0	1	4
2012-13	Florida	NHL	47	15	12	27	-8	28	4	1	0	-	-	-	-	-
2013-14	Florida	NHL	49	4	8	12	0	18	0	1	0	-	-	-	-	-
	FLORIDA TOTALS:		176	29	42	71	-16	78	6	2	2	7	1	0	1	4
	NHL TOTALS:		514	66	100	166	-35	279	11	3	9	37	5	3	8	25





7

DMITRY KULIKOV

(dih-MEE-tree kool-YIH-kawf)

DEFENSEMAN | Shoots Left | 6-1, 211 | Born 10/29/90 in Lipetsk, Russia**DRAFTED:** 2009 1st Round (14th overall) by the Florida Panthers**HOW ACQUIRED:** Florida's first selection (14th overall) in the 2009 NHL Draft.

MILESTONES

FIRST NHL GAME: 10/2/09 at Chicago**FIRST NHL GOAL:** 11/7/09 at Washington**FIRST NHL ASSIST/POINT:** 10/10/09 vs. New Jersey**MOST GOALS, GAME:** 2, 11/27/09 vs. Toronto**MOST ASSISTS, GAME:** 2 (6 times) MR: 2/26/13 vs. Pittsburgh**MOST POINTS, GAME:** 3, 12/5/11 vs. Washington**MOST PENALTY MINUTES, GAME:** 15, 10/3/13 at Dallas

Kulikov vs. NHL:

Team	GP	G	A	PTS	PIM
Anaheim	4	0	2	2	0
Arizona	5	0	2	2	2
Boston	17	1	2	3	12
Buffalo	19	1	1	2	14
Calgary	5	0	0	0	2
Carolina	18	1	3	4	10
Chicago	8	1	2	3	10
Colorado	6	0	3	3	2
Columbus	7	0	3	3	9
Dallas	5	1	0	1	17
Detroit	7	0	2	2	4
Edmonton	5	0	2	2	2
Florida	0	0	0	0	0
Los Angeles	5	0	0	0	0
Minnesota	5	0	1	1	2
Montreal	15	2	2	4	2
Nashville	6	0	0	0	6
New Jersey	15	3	3	6	12
NY Islanders	15	3	3	6	12
NY Rangers	14	0	1	1	8
Ottawa	14	1	3	4	10
Philadelphia	14	2	5	7	16
Pittsburgh	16	1	4	5	8
San Jose	4	1	0	1	2
St. Louis	5	0	0	0	4
Tampa Bay	20	1	8	9	10
Toronto	15	3	5	8	4
Vancouver	5	1	0	1	4
Washington	20	2	9	11	4
Winnipeg	19	1	8	9	10
NHL TOTALS	313	25	75	99	201

2013-14: Completed his fifth NHL season, fifth with Florida...Recorded career high in goals (eight) and games played (81)...Scored first shorthanded goal of career Mar. 31 at NJD...Played in his 300th career game Mar. 18 at SJS...Had three-game point streak (2-1-3: Jan. 26-30)...Posted goals in back-to-back games Jan. 18-20...Recorded assist Oct. 27 vs. TBL...Recorded first point of the season (goal) on Oct. 22 vs. CHI.

2012-13: Completed his fourth NHL season, fourth with Florida...Scored a power play goal Apr. 16 at NYI...Played season-high 26:38 TOI, Apr. 6 vs. WSH...Netted game-winner Apr. 7 vs. OTT...Scored game winning goal Mar. 30 vs. NJD...Missed 10 games with an upper body injury suffered on Mar. 3 vs. CAR...Recorded an assist Feb. 28 vs. BUF...Notched two assists Feb. 26 vs. PIT...Recorded a season-high seven hits Feb. 14 vs. MTL...Had two assists at PHI on Feb. 7...Recorded season-high five shots Jan. 22 vs. MTL...Recorded first point of season (assist) Jan. 31 vs. WPG.

2011-12: Completed his third NHL season, third with Florida...Registered an assist to set career high with 27 pts (4-23-27) in 56 games Apr. 3 vs. WPG...Assist and three blocked shots Mar. 20 at PHI...Scored game-winning SO goal and named first star in return to lineup Mar. 17 vs. BUF...Missed 23 games (knee) Jan. 24 - Mar. 15...Had two assists Jan. 18 at COL...Matched season high with five shots in 26:28 TOI Jan. 16 vs. BOS...Finished +2 and scored on first career shootout attempt Dec. 16 vs. CGY...Had career-high in points (2-1-3) Dec. 5 vs. WSH...First goal of the season Nov. 15 at DAL...Recorded career-high and Panthers season-high five-game assist streak (0-6-6, Oct.31- Nov. 10)...Finished with two assists Nov. 10 at WPG...Had an assist and four takeaways Nov. 6 vs. TBL...Had an assist and season-high four blocked shots Nov. 3 vs. CHI...Skated in 26:15 TOI and recorded an assist Oct. 31 vs. WPG...Matched career high with three-game assist streak (0-4-4, Oct. 22-Oct. 27)...Matched career high with two assists and skated 23:48 Oct. 27 at OTT. Appeared in all seven playoff games. Recorded his first career point (assist) in the playoffs during Game Six, Apr. 24 at NJD. **2010-11:** Completed his second NHL





season, second with Florida...Established a new career high with 20 assists this season...Recorded an assist Apr. 2 vs. PIT... Logged career-high 27:03 of ice time Mar. 27 at PIT...Notched a game-high five hits Mar. 22 vs NYR...Recorded a point in four consecutive games (1-3-4) Mar. 12-19...Netted a goal Mar. 15 vs. PHI...Posted six hits Mar. 8 vs. CHI...Recorded assists in back-to-back games Mar. 5-6...Returned to action on Feb. 27 vs. NJD after missing seven games with an ankle injury... Recorded assists in back-to-back games Feb. 1-2...Notched an assist Jan. 25 at NYR...Recorded career-best two assists Jan. 19 vs. CBJ...Scored goals in consecutive games for first time in his career Jan. 15 and Jan. 17...Scored first career GWG Jan. 15 vs. NJD...Tallied a goal Dec. 31 vs. MTL...Notched a goal and an assist Dec. 20 at PHI...Scored his first goal of the season Nov. 27 at TBL...Recorded first point (assist) and finished +2 on Nov. 10 vs TOR. **2009-10:** Completed his first NHL season, first with Florida...Compiled 16 points (3-13-16) in 68 games as a rookie...13 assists are most among rookie defensemen in franchise history...Recorded first two-goal game of his NHL career Nov. 27 vs. TOR...Had first multi-point game (including first NHL goal) on Nov. 7 at WSH...Picked up assists in three straight games (Oct. 10-16)...Recorded his first NHL point (assist) and first as a Panther Oct. 10 vs. NJD...Made his NHL debut Oct. 2 at CHI in Helsinki. **2008-09:** In only his first year with Drummondville, Kulikov led all defensemen with 62 points (12-50-62) in 57 games and was named the 2008-09 Defensive Rookie of the Year, the Rookie of the Year, the Best Professional Prospect and Defenseman of the Year by the QMJHL.

INTERNATIONAL:

2011: Notched three points (2-1-3) and four PIM in nine games for Russia at the World Championship. **2010:** Skated in nine games for Russia at World Championships in Germany, picking up two assists in helping Russia to silver medal. **2009:** Member of Team Russia at the 2009 World Junior Championships, he recorded four assists (0-4-4) helping Russia win the bronze medal. **2008:** Represented Russia again at the Under-18 World Championships winning a silver medal. **2007:** Represented Russia at the Under-18 World Championships winning a gold medal.

SEASON	TEAM	LEAGUE	GP	G	A	PTS	+/-	PIM	PPG	SHG	GWG	GP	G	A	PTS	PIM
2008-09	Drummondville	QMJHL	57	12	50	62	-	46	-	-	-	19	2	18	20	16
2009-10	Florida	NHL	68	3	13	16	-5	32	1	0	0	-	-	-	-	-
2010-11	Florida	NHL	72	6	20	26	-5	45	1	0	1	-	-	-	-	-
2011-12	Florida	NHL	58	4	24	28	-5	36	2	0	1	7	0	1	1	4
2012-13	Florida	NHL	34	3	7	10	-5	22	2	0	2	-	-	-	-	-
2013-14	Florida	NHL	81	8	11	19	-26	66	2	1	0	-	-	-	-	-
NHL Totals			313	25	75	99	-46	201	8	1	4	7	0	1	1	4



1

ROBERTO LUONGO

(roh-BUHR-toh loo-WAHN-goh)

GOALTENDER | Catches Left | 6-3, 211 | Born 10/4/79 in Montreal, Quebec**DRAFTED:** 1997 - 1st Round (4th overall) by the New York Islanders**HOW ACQUIRED:** Acquired from Vancouver with F Steven Anthony in exchange for F Shawn Matthias and G Jacob Markstrom on March 4, 2014.

MILESTONES

FIRST NHL GAME: 11/28/99 at Boston**FIRST NHL WIN:** 11/28/99 at Boston**FIRST NHL SHUTOUT:** 12/27/99 at Boston**MOST SAVES, GAME:** 57, 2/27/02 vs. Detroit**MOST GOALS ALLOWED, GAME:** 9, 12/30/99 at Pittsburgh

LUONGO vs. NHL:

Team	GP	MINS	GA	SO	W	L	OTL	GAA
Anaheim	24	1,248	66	2	8	11	2	3.17
Arizona	27	1,584	61	3	13	12	2	2.31
Boston	28	1,605	66	4	12	12	3	2.47
Buffalo	19	1,088	35	3	10	6	2	1.93
Calgary	42	2,460	100	1	25	13	4	2.44
Carolina	28	1,552	67	1	10	14	4	2.59
Chicago	30	1,689	63	4	15	11	3	2.24
Colorado	39	2,271	99	3	19	15	5	2.62
Columbus	22	1,314	47	4	11	6	5	2.15
Dallas	25	1,451	54	2	14	7	3	2.23
Detroit	30	1,833	88	0	11	13	6	2.88
Edmonton	43	2,558	98	4	26	12	4	2.3
Florida	7	434	13	1	4	1	2	1.8
Los Angeles	31	1,841	73	3	14	12	5	2.38
Minnesota	38	2,170	96	5	17	15	6	2.65
Montreal	30	1,768	77	2	10	14	5	2.61
Nashville	33	1,893	69	3	16	13	3	2.19
New Jersey	23	1,329	61	3	10	13	0	2.75
NY Islanders	24	1,286	58	0	8	10	3	2.71
NY Rangers	22	1,229	58	2	7	12	2	2.83
Ottawa	23	1,268	60	0	11	11	1	2.84
Philadelphia	16	805	43	1	5	7	3	3.21
Pittsburgh	26	1,510	70	4	13	8	4	2.78
San Jose	28	1,658	74	0	11	12	5	2.68
St. Louis	28	1,656	64	3	15	11	1	2.32
Tampa Bay	28	1,645	67	3	13	12	2	2.44
Toronto	25	1,413	54	2	15	7	2	2.29
Vancouver	3	164	8	0	0	1	1	2.92
Washington	34	1,962	75	2	19	10	3	2.29
Winnipeg	27	1,425	65	1	11	11	2	2.74
TOTALS	803	46,109	1,929	663	733	1,293	75	2.76

2013-14: Completed his 14th NHL season, sixth with Florida...Places first among active NHL goaltending leaders in games played (803), wins (373), shutouts (66) and saves (21,886)... Ranks as Florida's all-time goaltending leader in games played (331), wins (114), shutouts (27) and saves (9,563)... Played in his 800th career NHL game Apr. 4 vs. CGY...Stopped 37 shots in a win Mar. 25 vs. OTT...Made season-high 52 saves earning a win Mar. 18 at SJS... Made 28 saves in win Mar. 14 vs. NJD...Stopped 25 shots for his 66th career NHL shutout and 27th with Panthers in his return to Cats lineup Mar. 6 vs BUF... Acquired by Florida on Mar. 4 via a four player trade with Vancouver...Posted a 19-16-6 record with a 2.38 GAA with the Canucks...Stopped 46 shots on Jan. 4 at LAK...Won five straight games Dec. 3-14...Recorded a shutout on Dec. 13 vs. EDM.

2012-13: Completed his 13th NHL season, seventh with Vancouver...Appeared in 20 games in net, posting a record of (9-6-3), two shutouts and 2.56 goals-against-average...Played his 400th game with Vancouver, Mar. 16 vs DET... Posted second shutout of the season and 62nd of his career to tie Toronto's Turk Broda on Feb. 22 at NSH. **2011-12:** Completed his 12th NHL season, sixth with Vancouver...Posted a 31-14-8 record with a 2.41 GAA in 55 games played...Won the Mike's 3 Star Award for the 2011-12 season...Did not lose in regulation in 10 consecutive games played (7-0-3), Jan. 17-Feb. 18...Moved into first place in Vancouver franchise history for most wins, collecting his 212th in just 364 games (the previous record was held by Kirk McLean who accomplished the feat of 211 wins in 516 games), Jan. 21 vs SJ...Played in his 700th career game, Jan. 4 vs MIN. **2010-11:** Completed his 11th NHL season, fifth with Vancouver... Posted a record of 38-15-7 and a 2.11 GAA in 60 games played...Won the Jennings Trophy, alongside Cory Schneider, for the first time in franchise history... Ranked tied for first in the NHL with 38 victories this season...Has won 30 or more games in six consecutive seasons...Became the 25th goaltender in NHL history to reach the 300-win milestone, the sixth youngest to reach the mark (at the age of 31 years and 335 days) and the 16th fastest to reach the mark, Mar. 5 at LA...Did not lose in regulation in 21 consecutive starts (16-0-5), Dec. 8-Feb. 12...Posted a record of 15-10-4 in 25 playoff games...Backstopped the Canucks to the Stanley Cup Final...Recorded four shutouts in postseason, ranking second in the NHL. **2009-10:** Completed his 10th NHL season, fourth with Vancouver... Produced the second highest win total of his career with 40 victories...Posted 30+ wins for the fifth consecutive season...Finished the season with 51 career





shutouts, ranking second among active goaltenders and tied for 20th for the most in League history...Appeared in his 600th career game, becoming the fourth youngest goaltender and only the 37th goaltender in League history to reach the mark, Mar. 9 at COL... Established his longest undefeated streak in regulation, producing a record of 7-0-2, Dec. 22-Jan. 9...Posted his 50th career shutout in a milestone outing that also saw Alex Burrows record a hat trick; this game marked only the second game in franchise history that the Canucks have recorded a shutout and hat trick in a single game, Jan. 7 vs PHX. **2008-09:** Completed ninth NHL season, third with Vancouver...Advanced to the WCSF for the second time in his career, posting a record of 11-11 in the 2009 Stanley Cup Playoffs...Recorded his first career shutout in the postseason...Posted 30+ wins for the fourth consecutive season...Tied for fourth among active goaltenders with 47 career shutouts and second in the League with nine shutouts this season...Established a new franchise record for shutouts in a season (9)...Owned the second longest winning streak this season (eight wins) 8-0-0 and second longest winning streak for a goaltender in franchise history, Feb. 3-21...Set a new career shutout sequence, playing 242:36 without allowing an opposition goal (franchise record and second longest streak in the modern NHL), Nov. 4-12. **2007-08:** Completed eighth NHL season, second with Vancouver...Has played three consecutive seasons with 35 or more wins...Set a Canucks record for longest consecutive shutout streak (over three complete games, 210:34 minutes Nov. 23-Dec. 2nd)...Named NHL's second star for November, posting an 8-2-2 record, 1.56 GAA, .940 save percentage and four shutouts... Named second star posting a season-high 49 saves on 51 shots for the shootout victory, Feb. 21 at NSH... Posted third consecutive shutout stopping 26 shots (turned away a combined 79 shots over three games). **2006-07:** Completed seventh NHL season, first with Vancouver...Set new League record for most shots faced by a goaltender and most shots faced in his NHL Playoff debut (76), tying for the second highest number of saves all-time (72)... Played in the franchise's longest game in playoff history at 138:06 minutes...Set career highs for wins (47) and longest undefeated streak (eight games: 6-0-2 from Mar. 13-29)...Finished second in the NHL in wins (47)...Ranked tied for sixth in the League for GAA (2.29) and shutouts (5) and was fourth in the League in save percentage (.921)... Finalist for the Vezina Trophy, Hart Trophy and Lester B. Pearson Award...Posted 39th win, named second star and set a new franchise record for wins by a Vancouver goaltender in a single season, Mar. 9 at SJ... Set new single-season career high after posting his 36th win, Mar. 1 vs PHX...Won 30th game of the season and set new franchise record becoming first Canucks goalie to win 30 games in his first season with the club, Feb. 6 at EDM...Named NHL's 'Third Star' for January after posting an 8-1-2 record, 1.86 GAA, .945 save percentage and one shutout in 11 games played...Recorded 30th career shutout making 30 saves and was named first star, Jan. 16 at MTL. **2005-06:** Completed sixth NHL season, fifth with Florida...Set a Panthers franchise record with his 107th career win, Apr. 13 at OTT. 2004-05: Represented Team Canada at the World Championships and World Cup. **2003-04:** Completed fifth NHL season, fourth with Florida...Set NHL records for saves (2,303) and shots against (2,475)...Ranked third among NHL goaltenders in save percentage (.931), third in minutes (4,252), fourth in games played (72) and fifth in shutouts (7)...Set career highs in wins (25), becoming only the second Panthers goaltender to record as many as 25 wins in a season (John Vanbiesbrouck)...Finished the season as the NHL's active shutout leader prior to turning 25 years old, with 23, topping Martin Brodeur's 22...Finalist for the Vezina Trophy and Lester B. Pearson Award... Posted franchise record seventh shutout of the season with 29 saves Mar. 2 at WSH in a 1-0 win. **2002-03:** Completed his fourth NHL season, third with Florida...Broke his own franchise record with a 144:51 scoreless streak, Jan. 20 vs MTL. **2001-02:** Completed his third NHL season, second with Florida... Finished 16-33-4 in 58 games with four shutouts, a 2.77 GAA and .915 SV%...Suffered torn ligament in right ankle Mar. 20 vs. Montreal and missed the final 13 games of the season...Set Panthers records with 57 saves and 60 shots faced in 3-2 OTL vs. Detroit Feb. 27...Made 37 saves for Team Melrose to win inaugural NHL YoungStars Game at All-Star weekend in Los Angeles on Feb. 1...Posted 23-save, 2-0 shutout vs. Columbus on Dec. 5...Stopped 30 shots in 6-0 shutout vs. Anaheim Nov. 21...Made 44 saves in 1-0 OT loss at Montreal Nov. 17...Posted 2-0 shutout vs. Pittsburgh Nov. 7 (17 saves)...Recorded 5-0 shutout at Tampa Bay Oct. 7 (28 saves). **2000-01:** Completed his second NHL season, first with Florida...Tied for sixth in the NHL in save percentage and tied the second-best save percentage for a rookie in NHL history (Manny Fernandez, 1999.00)...Made 21 saves to earn his first win as a Panther Nov. 25, 2-1 vs TB in OT - the first victory by a rookie goalie in Panthers history...Became the first rookie in Panthers history to record a shutout with 0-0 tie (20 saves), Oct. 22 at MIN. **1999-00:** Completed his first NHL season, first with NY Islanders...Stopped first career NHL penalty shot (Dan Kesa), Jan. 13 at TB...Made career-high 46 saves Dec. 19 in 5-3 win vs NJ. **1998-99:** Won Quebec League title with Acadie-Bathurst and led all QMJHL goaltenders in playoff games played (23), wins (16) and minutes (1,400), finishing 16-6 overall in the postseason through the Memorial Cup Finals. **1997-98:** Drafted first round, fourth overall in the 1997 NHL Draft by the NYI, making him the highest drafted goaltender in NHL history...Won the QMJHL title with Val d'Or, appearing in 17 playoff games, posting a 14-3 record and a 2.18 GAA.



INTERNATIONAL

2014: Won a Gold Medal with Team Canada in the 2014 Sochi Olympic Winter Games. **2010:** Won a Gold Medal with Team Canada in the 2010 Vancouver Olympic Games posting an undefeated 5-0-0 record, earning one shutout in the tournament. **2006:** Represented Team Canada at the 2006 Torino Winter Olympic Games. **2005:** Won Silver Medal with Team Canada at the 2005 World Championship. **2004:** Won the 2004 World Cup of Hockey with Team Canada... Won Gold Medal with Team Canada at the 2004 World Championship posting a 5-1-1 record with one shutout. **2003:** Won Gold Medal with Team Canada at 2003 World Championship. **2001:** Represented Team Canada at 2001 World Championship. **1999:** Represented Team Canada at the 1999 World Junior Championship, finished with a 4-2-1 record. **1998:** Was a member of Team Canada at the 1998 World Junior Championship.

SEASON	TEAM	GP	W	L	T	OT	SO	GA	SA	SV%	GAA	MIN
1994-95	Montreal-Bourassa-QAAA	25	10	14	0		0	1465			3.85	94
1995-96	Val-d'or QMJHL	23	6	11	4		0	74			3.70	1,201
1996-97	Val-d'or QMJHL	60	32	22	2		2	171			3.10	3,305
1997-98	Val-d'or QMJHL	54	27	20	5		7	157	1,704	.908	3.09	3,046
	Val-d'or M-Cup	3	0	3	0		0	19			6.33	180
1998-99	Val-d'or QMJHL	21	6	10	2		1	77	783	.90	23.93	1,176
	Acadie-bathurst QMJHL	22	14	7	1		0	74	863	.914	3.31	1,340
	Acadie-bathurst M-Cup	3	0	3	0		0	11			3.67	180
1999-00	NY Islanders	24	7	14	1	-	1	70	730	.904	3.25	1,292
	Lowell AHL	26	10	12	4		1	74	807	.908	2.93	1,517
2000-01	Florida NHL	47	12	24	7	-	5	107	1,333	.920	2.44	2,628
	Louisville AHL	3	1	2	0		0	10	121	.917	3.38	178
2001-02	Florida NHL	58	16	33	4	-	4	140	1,653	.915	2.77	3,030
2002-03	Florida NHL	65	20	34	7	-	6	164	2,011	.918	2.71	3,627
2003-04	Florida NHL	72	25	33	14	-	7	172	2,475	.931	2.43	4,252
2005-06	Florida NHL	75	35	30	-	9	4	213	2,488	.914	2.97	4,305
2006-07	Vancouver NHL	76	47	22	-	6	5	171	2,169	.921	2.29	4,490
2007-08	Vancouver NHL	73	35	29	-	9	6	168	2,029	.917	2.38	4,233
2008-09	Vancouver NHL	54	33	13	-	7	9	124	1,542	.920	2.34	3,181
2009-10	Vancouver NHL	68	40	22	-	4	4	167	1,915	.913	2.57	3,899
2010-11	Vancouver NHL	60	38	15	-	7	4	126	1,753	.928	2.11	3,590
2011-12	Vancouver NHL	55	31	14	-	8	5	127	1,577	.919	2.41	3,162
2012-13	Vancouver NHL	20	9	6	-	3	2	51	551	.907	2.56	1,197
2013-14	Vancouver NHL	42	19	16	-	6	3	96	1,157	.917	2.38	2,418
	Florida NHL	14	6	7	-	1	1	33	432	.924	2.46	804
	FLORIDA TOTALS	331	114	161	32	28	27	829	10,392	.920	2.66	18,646
	NHL TOTALS	803	373	312	33	78	66	1,929	23,815	.919	2.51	46,109

GP	W	L	SO	GA	SA	SV%	GAA	MIN
3	0	1	0	5			4.41	68
13	8	5	0	44			3.40	777
17	14	3	2	37			2.18	1,019
3	0	3	0	19			6.33	180
23	16	6	0	64	756	.915	2.74	1,400
3	0	3	0	11			3.67	180
6	3	3	0	18	222	.919	3.01	359
12	5	7	0	25	427	.941	1.77	847
10	6	4	1	26	304	.914	2.52	618
12	6	6	0	38	362	.895	3.22	707
25	15	10	4	61	711	.914	2.56	1,427
2	0	2	0	7	64	.891	3.59	117
3	0	2	0	6	71	.915	2.57	140
64	32	31	5	163	1,939	.916	2.54	3,856





17

DEREKMACKENZIE

(DAIR-ihk muh-KEHN-zee)

CENTER | Shoots Left, 5-10, 176 | Born 6/11/81 in Sudbury, Ontario**DRAFTED:** 1999 – 5th Round (128th overall) by Atlanta**HOW ACQUIRED:** Signed as an unrestricted free agent on July 1, 2014.

MILESTONES

FIRST NHL GAME: 4/12/02 at Columbus**FIRST NHL GOAL:** 3/9/08 vs. Tampa Bay**FIRST NHL ASSIST/POINT:** 2/25/04 vs. Tampa Bay**MOST GOALS, GAME:** 2, 3/12/11 at Carolina**MOST ASSISTS, GAME:** 2 (4 times) MR: 1/11/14 at Winnipeg**MOST POINTS, GAME:** 2 (7 times) MR: 1/25/14 vs. Buffalo**MOST PENALTY MINUTES, GAME:** 12, 1/8/12 at Anaheim

MACKENZIE vs. NHL:

Team	GP	G	A	PTS	PIM
Anaheim	14	1	1	2	12
Arizona	10	2	4	6	12
Boston	8	1	2	3	4
Buffalo	8	1	3	4	4
Calgary	14	0	5	5	8
Carolina	11	3	2	5	6
Chicago	18	4	2	6	5
Colorado	13	2	2	4	14
Columbus	1	0	0	0	2
Dallas	12	0	0	0	0
Detroit	20	3	1	4	22
Edmonton	12	2	1	3	0
Florida	7	0	1	1	9
Los Angeles	10	1	2	3	2
Minnesota	6	1	1	2	0
Montreal	15	2	2	4	2
Nashville	21	0	0	0	12
New Jersey	8	0	0	0	8
NY Islanders	5	0	0	0	2
NY Rangers	8	1	0	1	9
Ottawa	7	1	0	1	5
Philadelphia	5	1	0	1	0
Pittsburgh	10	2	4	6	12
San Jose	15	0	2	2	8
St. Louis	16	3	3	6	9
Tampa Bay	9	1	1	2	6
Toronto	4	0	1	1	0
Vancouver	11	0	1	1	4
Washington	7	1	1	2	4
Winnipeg	5	0	3	3	0
NHL TOTALS	307	32	43	75	184

2013-14: Completed his 11th NHL season, seventh with Columbus... Made NHL postseason debut... Matched career high with nine goals... Led CBJ in hits (241, 11th in NHL)... Skated in 300th career NHL game on 4/1 vs. COL... Had career-best three-game goal scoring streak from 1/23-1/27.

2012-13: Completed his 10th NHL season, sixth with Columbus... Finished with a positive plus/minus rating for the fourth consecutive season... Led the Blue Jackets in hits (122) and face-off winning pct. (59.4)... Registered fifth career multi-point game (0-2-2) on Mar. 22 vs. Calgary... Scored a goal and recorded his sixth career fighting major on Feb. 16 at Phoenix... Skated in 200th game of his NHL career on Feb. 21 at Detroit. **2011-12:** Completed his ninth NHL season, fifth with Columbus... Recorded the game winning goal Mar. 5 vs PHX... Registered an assist Mar. 3 at PHX... Scored a goal Feb. 28 vs. DET... Recorded an assist Feb. 12 vs. ANA... Scored game winning goal Jan. 27 vs. EDM... Recorded season-high 12 PIMs Jan. 8 at ANA... Registered an assist Dec. 26 at CHI... Recorded a goal Dec. 18 at STL... Posted an assist Dec. 10 vs. BOS... Recorded assists in back-to-back games Dec. 2 at EDM and Dec. 1 at CGY... Notched a goal Nov. 17 at BOS... Scored a goal Oct. 29 at CHI... Scored first goal of the season Oct. 25 vs. DET... Posted an assist Oct. 10 vs. VAN. **2010-11:** Completed his eighth NHL season, fourth with Columbus... Played in his 100th career game Feb. 1, 2011 vs. Colorado... Recorded 9 goals and 14 assists in 63 games with the Columbus Blue Jackets. **2009-10:** Completed his seventh NHL season, third with Columbus... Registered 1-3-4 and +3 in 18 games with Columbus... Added 17-30-47 and 30 penalty minutes in 47 games with Syracuse (AHL)... Ranked first (tied) in the AHL and led the team in shorthanded goals (5)... Ranked second on the team in assists, third in points and third (tied) in goals... Recorded 12 multi-point games including a four-assist game on Mar. 5 vs. Wilkes-Barre/Scranton. **2008-09:** Completed his sixth NHL season, second with Columbus... Made season

THE PLAYERS





debut for Columbus Jan.13 vs. COL recording a shot and two PIMs...Played 64 games for SYR (AHL) registering 52 points (22-30-52). **2007-08**: Completed his fifth NHL season, first with Columbus..Played in 17 games with Blue Jackets... Recorded a goal and four PIMS Mar.9 vs. TBL...Registered a goal and two shots Mar. 30 at CHI...Played in 62 games for Syracuse (AHL) recording 49 points (25-24-49). **2006-07**: Completed his fourth NHL season, fourth with Atlanta...Played in four games for Atlanta ...Registered 37 points (14-23-37) in 52 games for CHI (AHL). **2005-06**: Completed his third NHL season, third with Atlanta...Appeared in 11 games for Thrashers...Recorded an assist and two PIMs Apr.8 vs. CAR... Registered 22 points (10-12-22) in 36 games for CHI (AHL). **2004-05**: Skated in 78 games with CHI (AHL) recording 33 points (13-20-33). **2003-04**: Completed his second NHL season, second with Atlanta...Played in 12 games with the Thrashers...registered four PIMs Feb.29 vs. NYR...recorded his first career point with an assist Feb. 25 vs. TBL...Played in 63 games for CHI (AHL) recording 35 points (19-16-35). **2002-03**: Skated in 80 games with CHI (AHL) registering 32 points (14-18-32). 2001-02: Completed his first NHL season, first with Atlanta...Posted two PIMs in his NHL debut for the Atlanta Thrashers Apr. 12 at CBJ...played first professional season for Chicago (AHL) recording 25 points (13-12-25). **1997-01**: Played 257 games for Sudbury (OHL) scoring 253 points (95-158-253).

INTERNATIONAL:

Won a Bronze Medal with Canada at the 2001 World Junior Championship posting three points (2-1-3) in seven games.

SEASON	TEAM	LG	GP	G	A	PTS	+/-	PIM	PPG	SHG	GWG	GP	G	A	PTS	PIM
2001-02	Atlanta	NHL	1	0	0	0	-1	2	0	0	0	--	--	--	--	--
	Chicago	AHL	68	13	12	25	0	80	0	3	3	25	4	2	6	20
2002-03	Chicago	AHL	80	14	18	32	14	97	0	4	2	9	0	0	0	4
2003-04	Atlanta	NHL	12	0	1	1	0	10	0	0	0	--	--	--	--	--
	Chicago	AHL	63	19	16	35	8	67	0	2	2	10	7	1	8	13
2004-05	Chicago	AHL	78	13	20	33	5	87	0	6	1	18	5	6	11	33
2005-06	Atlanta	NHL	11	0	1	1	0	8	0	0	0	--	--	--	--	--
	Chicago	AHL	36	10	12	22	-3	48	4	1	2	--	--	--	--	--
2006-07	Atlanta	NHL	4	0	0	0	1	0	0	0	0	--	--	--	--	--
	Chicago	AHL	52	14	23	37	14	62	1	5	2	--	--	--	--	--
2007-08	Columbus	NHL	2	0	2	-2	8	0	0	0	19	--	--	--	--	--
	Syracuse	AHL	62	25	24	49	6	46	8	5		13	6	8	14	22
2008-09	Columbus	NHL	1	0	0	0	-1	2	0	0	0	--	--	--	--	--
	Syracuse	AHL	64	22	30	52	0	50	9	1	4	--	--	--	--	--
2009-10	Columbus	NHL	18	1	3	4	3	0	0	0	0	--	--	--	--	--
	Syracuse	AHL	47	17	30	47	-4	30	4	5	1	--	--	--	--	--
2010-11	Columbus	NHL	63	9	14	23	14	22	0	1	1	--	--	--	--	--
2011-12	Columbus	NHL	66	7	7	14	4	40	1	2	2	--	--	--	--	--
2012-13	Columbus	NHL	43	3	5	8	1	36	0	0	0	--	--	--	--	--
2013-14	Columbus	NHL	71	9	9	18	0	47	0	2	0	6	1	0	1	2
NHL totals			307	31	40	71	19	175	1	5	3	6	1	0	1	2





33

WILLIE MITCHELL

(WIH-lee MIH-chuhl)

DEFENSEMAN | Shoots Left, 6-3, 211 | Born 4/23/77 in Port McNeill, British Columbia
DRAFTED: 1996 – 8th Round (199th overall) by New Jersey Devils
HOW ACQUIRED: Signed as an unrestricted free agent on July 1, 2014.

MILESTONES

FIRST NHL GAME: 3/25/00 at Toronto

FIRST NHL GOAL: 3/25/01 vs. Vancouver

FIRST NHL ASSIST/POINT: 10/6/00 vs. Montreal

MOST GOALS, GAME: 2, 1/9/09 vs. St. Louis

MOST ASSISTS, GAME: 3, 4/5/12 vs. San Jose

MOST POINTS, GAME: 3 (2 times) MR: 4/5/12 vs. San Jose

MOST PENALTY MINUTES, GAME: 17 (3 times) MR: 1/11/08 vs. Phoenix.

MITCHELL vs. NHL:

Team	GP	G	A	PTS	PIM
Anaheim	45	1	5	6	45
Arizona	48	1	5	6	65
Boston	12	1	0	1	8
Buffalo	10	0	3	3	6
Calgary	52	2	10	12	57
Carolina	12	0	1	1	6
Chicago	34	2	2	4	25
Colorado	55	2	17	19	39
Columbus	38	1	8	9	30
Dallas	37	3	4	7	17
Detroit	38	1	10	11	26
Edmonton	54	1	8	9	72
Florida	10	0	1	1	6
Los Angeles	29	1	5	6	20
Minnesota	34	1	7	8	18
Montreal	11	0	2	2	12
Nashville	36	0	5	5	18
New Jersey	13	1	2	3	8
NY Islanders	5	0	0	0	8
NY Rangers	14	0	3	3	14
Ottawa	13	1	0	1	6
Philadelphia	14	1	2	3	13
Pittsburgh	14	1	3	4	27
San Jose	42	2	11	13	31
St. Louis	39	2	7	10	55
Tampa Bay	10	1	1	2	14
Toronto	11	1	1	2	8
Vancouver	35	1	3	4	73
Washington	10	0	3	3	15
Winnipeg	14	0	5	5	4
NHL TOTALS	795	29	135	165	744

2013-14: Completed his 13th NHL season, third with Los Angeles...Won Second Stanley Cup Title...Led the Kings in blocked shots (128)...Selected as Kings nominee for the 2014 Bill Masterton Memorial Trophy...Kings were 117-64-28 all-time when he's in the lineup (43-25-8 in 2013-14)...Two assists March 29 vs. WPG...Played in 200th game as a King March 24 at PHI...Goal Jan. 20 at BOS (first goal since March 28, 2012 (50 games). **PLAYOFFS:** Two points (1-1-2) June 7 vs. NYR...Six hits May 30 vs. CHI...Assist May 24 vs. CHI...Assist April 24 vs. SJ. **2012-13:** Did not play due to a lower body injury

2011-12: Completed his 12th NHL season, second with Los Angeles...Selected as Kings Outstanding Defenseman...Kings were 39-22-15 when he was in lineup...Ranked fifth in NHL in SH TOI/gm (3:35)...Established career high in points (tied career high in goals)...Led Kings in plus-minus (+20) and blocked shots (139)...Accumulated positive plus-minus for ninth straight season (+117 in that span)...Career high three assists (tied career high in points) April 5, 2012 vs. SJ...Played 700th career game Feb. 27, 2012 at NSH...**PLAYOFFS:** Tied for sixth among NHL defensemen in plus-minus (+7). **2010-11:** Completed his 11th NHL season, First with Los Angeles...Kings Best Newcomer (Mark Bavis Memorial Award) and Kings nominee for Masterton Memorial Trophy...Set career high in goals...Kings were 35-17-5 when he was in lineup...Scored goals in back-to-back games (March 24, 2011 vs. SJ and March 26, 2011 vs. COL) for first time in career...Played in his 600th NHL game Dec. 13, 2010 at DET...Second career SHG Oct. 28, 2010 at DAL...**PLAYOFFS:** Second on club in blocked shots (15) and TOI/gm (24:17). **2009-10:** Completed his 10th NHL season, fourth with Vancouver...Set career high in goals...Third on Vancouver with 22:36 TOI/game (eighth straight season averaging 20-plus minutes)...Led NHL with 4:04 short-handed TOI/game...Fourth on Vancouver with 79 blocked shots...Appeared in Vancouver's first 48 games and missed final 34 games (plus all of playoffs) due to an upper-body injury...Played in 155 consecutive games before injury (Feb. 14, 2008 to Jan. 16, 2010)...Accumulated positive plus-minus for seventh straight season (plus-93 in that span)...Earned 100th NHL assist Jan. 5, 2010 vs. Columbus...Served as an alternate captain for second straight year. **2008-09:** Completed his ninth NHL season...third with Vancouver...Selected as Vancouver's Best Defenseman for second consecutive year...Career highs

THE PLAYERS





in points, assists, games played and with a plus-29...First time in career he's played all 82 regular season games...First on Vancouver in plus-minus (tied for ninth in NHL overall, fourth among defensemen)...Second on Vancouver with 22:54 TOI/game, led club (sixth in NHL) with 4:15 short-handed TOI/game...Second on club with 125 blocked shots...Earned 100th NHL point Jan. 18, 2009 vs. Columbus...Played in 500th NHL game Jan. 10, 2009 vs. San Jose...Career high three points and two goals (2-1-3) Jan. 9, 2009 vs. St. Louis...Career high 32:16 TOI Jan. 2, 2009 at Atlanta (fifth time with 30-plus minutes in game)...Named an alternate captain to begin season...PLAYOFFS: Two assists and 22 penalty minutes in 10 games, helping the Canucks advance to Western Conference Semifinals. **2007-08:** Completed his eighth NHL season, second with Vancouver...Selected as Vancouver's Best Defenseman...Fourth on Vancouver with career high 23:11 TOI/game, led club (tied for seventh in NHL) with 4:24 short-handed TOI/game...Led club with 109 blocked shots...30:19 TOI March 15, 2008 at Dallas and 30:46 TOI March 21, 2008 vs. Minnesota...Played in 400th NHL game Nov. 9, 2007 vs. Colorado...Tied career high with plus-4 Oct. 12, 2007 at Edmonton (fourth time was plus-4 in game). **2006-07:** Completed his seventh NHL season, first with Vancouver...Third on Vancouver with 22:12 TOI/game, led club (third in NHL) with 4:47 short-handed TOI/game...Led club with 121 blocked shots...30:12 TOI Feb. 25, 2007 at Dallas...PLAYOFFS: One assist and 12 penalty minutes in 12 games, helping the Canucks advance to Western Conference Semifinals. **2005-06:** Completed his sixth NHL season, first with Dallas...Served as Minnesota's team captain in December 2005...Traded to Dallas March 9, 2006...Career high 113 penalty minutes (combined with both clubs)...Led Minnesota in plus-minus, second with 20:52 TOI/game, led club with 4:36 short-handed TOI/game, third with 101 blocked shots...Third on Dallas with 20:45 TOI/game, second with 4:12 short-handed TOI/game...Played in 300th NHL game Feb. 10, 2006 at Edmonton...Tied career high with plus-4 Oct. 19, 2005 vs. San Jose...PLAYOFFS: Zero points and two penalty minutes in five games with Dallas. **2003-04:** Completed his fifth NHL season, fourth with Minnesota...Second on Minnesota with 22:35 TOI/game, led club with 2:48 short-handed TOI/game...Tied club lead with plus-12...Tied career high with plus-4 Jan. 21, 2004 vs. Chicago...Played in 200th NHL game Jan. 2, 2004 vs. Edmonton...31:26 TOI Dec. 17, 2003 at Colorado. **2002-03:** Completed his fourth NHL season, third with Minnesota...Fourth on Minnesota with 21:28 TOI/game, second with 2:57 short-handed TOI/game...Third on club with plus-13...PLAYOFFS: Four points (1-3-4) and 14 penalty minutes in 18 games, helping the Wild advance to Western Conference Finals...Tied for first on Minnesota with plus-5. **2001-02:** Completed third NHL season, second with Minnesota...Third on Minnesota with 21:25 TOI/game, fourth with 3:01 short-handed TOI/game...Third among Minnesota defensemen in points and assists...Played in 100th NHL game April 8, 2002 vs. San Jose. **2000-01:** Completed second NHL season, first with Minnesota...Traded to Minnesota from New Jersey March 4, 2001...Points and assists (0-5-5) in career high four straight games (April 2 to April 8, 2001)...Career high plus-4 Oct. 6, 2000 vs. Montreal. **1999-00:** Completed first NHL season, first with New Jersey...Spent majority of season with Albany (AHL), recording 19 points (5-14-19) and 71 points in 63 games...Made NHL debut March 25, 2000 at Toronto.

INTERNATIONAL:

Won Gold Medal with Team Canada at the 2004 World Championship.

SEASON	TEAM	LG	GP	G	A	PTS	+/-	PIM	PPG	SHG	GWG	GP	G	A	PTS	PIM
1998-99	Albany	AHL	6	1	3	4	3	29	1	0	0	--	--	--	--	--
1999-00	New Jersey	NHL	2	0	0	0	1	0	0	0	0	--	--	--	--	--
	Albany	AHL	63	5	14	19	-4	71	1	0	0	5	1	2	3	4
2000-01	New Jersey	NHL	16	0	2	2	0	29	0	0	0	--	--	--	--	--
	Minnesota	NHL	17	1	7	8	4	11	0	0	0	--	--	--	--	--
	Albany	AHL	41	3	13	16	2	94	0	0	1	--	--	--	--	--
2001-02	Minnesota	NHL	68	3	10	13	-16	68	0	0	1	--	--	--	--	--
2002-03	Minnesota	NHL	69	2	12	14	13	84	0	1	1	18	1	3	4	14
2003-04	Minnesota	NHL	70	1	13	14	12	83	0	0	0	--	--	--	--	--
2005-06	Minnesota	NHL	64	2	6	8	15	87	0	0	0	--	--	--	--	--
	Dallas	NHL	16	0	2	2	4	26	0	0	0	5	0	0	0	2
2006-07	Vancouver	NHL	62	1	10	11	1	45	0	0	0	12	0	1	1	12
2007-08	Vancouver	NHL	72	2	10	12	6	81	0	0	1	--	--	--	--	--
2008-09	Vancouver	NHL	82	3	20	23	29	59	0	0	1	10	0	2	2	22
2009-10	Vancouver	NHL	48	4	8	12	13	48	0	0	1	--	--	--	--	--
2010-11	Los Angeles	NHL	57	5	5	10	4	21	0	1	1	6	1	1	2	4
2011-12	Los Angeles	NHL	76	5	19	24	20	44	0	0	2	20	1	2	3	16
2013-14	Los Angeles	NHL	76	1	11	12	14	58	0	0	0	18	1	3	4	20
NHL Totals			795	30	135	165	120	744	0	2	8	89	4	12	16	90





35

ALMONTOYA

(AL, mawn-TOI-uh)

GOALTENDER | Catches Left, 6-2, 192 | Born 2/13/85 in Chicago, IL**DRAFTED:** 2004 – 1st Round (6th overall) by NY Rangers**HOW ACQUIRED:** Signed as an unrestricted free agent on July 1, 2014.

MILESTONES

FIRST NHL GAME: 4/1/09 at Colorado**FIRST NHL WIN:** 4/1/09 at Colorado**FIRST NHL SHUTOUT:** 4/1/09 at Colorado**MOST SAVES, GAME:** 47, 11/10/11 at Colorado**MOST GOALS ALLOWED, GAME:** 7, 4/7/12 at Columbus

MONTTOYA vs. NHL:

Team	GP	MINS	GA	SO	W	L	OTL	GAA
Anaheim	0	0	0	0	0	0	0	0
Arizona	0	0	0	0	0	0	0	0
Boston	4	202	11	0	1	1	0	3.27
Buffalo	4	223	6	1	3	0	1	1.61
Calgary	1	64	4	0	1	0	1	3.73
Carolina	3	182	9	0	0	2	1	2.97
Chicago	5	281	13	0	1	1	2	2.78
Colorado	6	370	15	1	3	1	2	2.43
Columbus	2	120	9	0	1	1	0	4.5
Dallas	4	157	5	0	1	1	0	1.91
Detroit	1	60	2	0	1	0	0	2
Edmonton	0	0	0	0	0	0	0	0
Florida	3	138	3	0	1	1	0	1.3
Los Angeles	4	218	8	1	2	1	0	2.2
Minnesota	4	238	4	0	4	0	0	1.01
Montreal	3	185	7	0	2	1	0	2.27
Nashville	0	0	0	0	0	0	0	0
New Jersey	6	365	10	1	2	2	2	1.64
NY Islanders	2	122	6	0	2	0	0	2.95
NY Rangers	3	138	9	0	1	2	0	3.92
Ottawa	5	265	13	1	1	2	0	2.94
Philadelphia	2	104	6	0	0	0	1	3.46
Pittsburgh	6	322	23	0	1	3	1	4.28
San Jose	2	120	4	0	2	0	0	2
St. Louis	5	363	13	0	1	2	1	2.96
Tampa Bay	8	455	17	0	5	2	0	2.24
Toronto	3	183	9	0	1	1	1	2.94
Vancouver	0	0	0	0	0	0	0	0
Washington	2	93	6	0	0	1	0	3.88
Winnipeg	3	158	8	0	1	1	0	3.04
TOTALS	91	5126	220	5	38	26	13	68.23

2013-14: Completed his fifth NHL season, second with Winnipeg... Earned a shutout in his first game of the season making 24 saves on Oct. 13/13 vs. NJ (3-0 W)... Strung together a six-game winning streak from Nov. 27/13-Dec. 31/13... Recorded his second shutout of the season with 27 saves on Dec. 31 vs. BUF (3-0 W)... Recorded a career-high 13 wins and two shutouts in 2013-14... Led Jets goalies (with 20+ games) in goals against average (2.30) and save percentage (.920).

2012-13: Completed his fourth NHL season, first with Winnipeg... Made 21 saves for his first win as a Jet on Jan. 27 vs. NYI... Made 33 saves to record the only shutout for the Jets in 2012-13 on Feb. 9 at OTT... Made 28 saves for his third straight win on Mar. 7 at TB... Made the most saves in one game by a Jets goaltender in 2012-13 (39) on Mar. 28 at PIT. **2011-12:** Completed his third NHL season, second with NY Islanders... Was the Islanders opening-night starting goaltender on Oct. 8 vs. FLA... Earned his first win in his second-straight start on Oct. 10 vs. MIN... Made a career-high 47 saves on 51 shots on Nov. 10 at COL... Suffered a head injury at WPG on Dec. 20, returning on Jan. 17 at WSH after missing 12 games. **2010-11:** Completed his second NHL season, first with NY Islanders... Led Islanders goalies in wins (9) and goals against average (2.39) in 20 appearances as a rookie after being acquired from PHX on Feb. 9... Began his sixth professional season with the San Antonio Rampage (AHL), where he posted an 11-8-0 record with a 3.19 GAA and .891 save percentage... Assigned to the Bridgeport Sound Tigers (AHL) upon being acquired by NYI on Feb. 9... Recalled from BRI on Feb. 11... Made his NYI debut in relief on Feb. 13 at BUF, earning the win... Posted a 35-save shutout in his first start on Feb. 19 vs. LA... Appeared in 20 of NYI final 27 games. **2009-10:** Went 4-7-1 with a 3.19 GAA and a .904 SV% in 14 games for San Antonio (AHL)... Earned his first AHL victory of the season on Oct. 2 vs. Texas... Made his 4,000th AHL save on Nov. 24 vs. Milwaukee. **2008-09:** Completed his first NHL season, first with Phoenix... Recorded a shutout in

THE PLAYERS





his NHL debut with PHX on Apr. 1, making 23 saves vs. COL in 3-0 win... Became the first goalie in PHX franchise history to record a shutout in his NHL debut... Went 3-1-0 with a 2.08 GAA and a .925 sv% in the final five games of the season with PHX... Posted a 7-17-2 record with San Antonio (AHL), showing a 3.23 GAA and a .890 sv%... Was recalled by PHX on Mar. 23... Made 40 saves for PHX in a 4-1 win at SJ on Apr. 9. **2007-08:** Split his third professional season between the Hartford Wolf Pack and San Antonio, posting a combined 24-14-3 record... Went 16-8-3 with a 2.54 GAA and a .908 sv% in 31 appearances with Hartford before being traded from the NYR to PHX on Feb. 26... Went on to play in 14 games with San Antonio, going 8-6-0 with a 2.59 GAA and a .912 sv%... Made 31 stops in his first shutout of season on Mar. 29 vs. PEO... Finished tied for third in AHL in shutouts with six (one off the league lead), fifth in GAA and tied for fifth in wins... Earned Rbk X-Pulse/AHL Goaltender of the Month honors for the month of February (5-2-0, 1.37 GAA, .946 sv%, 1 shutout). **2005-06:** Had an All-Star rookie AHL season with Hartford, posting a 23-9-1 record with a 2.61 GAA and a .907 SV%... Earned the win in his pro debut on Oct. 8 vs. Manchester (22 saves)... Won seven straight starts from Oct. 28-Dec. 23... Set a Hartford single-game record with 51 saves on Oct. 29 vs. Bridgeport (3-2 win)... Registered his first shutout on Jan. 13 vs. Hershey, making 31 saves and contributing two assists... Played for the Planet USA All-Stars in the 2006 Rbk Hockey AHL All-Star Classic in Winnipeg, MB on Feb. 1.

International: **2011:** Represented Team USA at the 2011 World Championship finishing with a 2-1-0 record. **2009:** Was a member of Team USA for the 2009 World Championship. **2005:** Played for Team USA at the 2005 World Junior Championship. **2004:** Won Gold with Team USA at the 2004 World Junior Championship.

SEASON	TEAM	GP	W	L	T	OT	SO	GA	SA	SV%	GAA	MIN
2004-05	United States	WJC-A	6				0	22			3.36	393
2005-06	Hartford	AHL	40	23	9	1	2	91	980	.907	2.61	2,094
	Charlotte	ECHL	2	1	1	0	0	8	64	.875	3.92	123
2006-07	Hartford	AHL	48	27	17	0	6	98	1,140	.914	2.30	2,556
2007-08	Hartford	AHL	31	16	8	3	0	72	785	.908	2.54	
2007-08	San Antonio	AHL	14	8	6	0	1	34	385	.912	2.59	
2008-09	Phoenix	NHL	5	3	1	-	0	1	9	.925	2.08	259
	San Antonio	AHL	29	7	17	2	0	84	649	.890	3.23	1,562
2009-10	San Antonio	AHL	14	4	7	1	0	34	356	.904	2.65	771
2010-11	NY Islanders	NHL	20	9	5	-	5	1	46	.921	2.39	1,154
	San Antonio	AHL	21	11	8	0	0	60	491	.891	3.19	1,130
2011-12	NY Islanders	NHL	31	9	11	-	5	0	89	.893	3.10	1,720
2012-13	Winnipeg	NHL	7	3	1	-	0	1	17	.899	2.91	351
2013-14	Winnipeg	NHL	28	13	8	-	3	2	59	.920	2.30	1,541
	NHL totals		91	37	26	0	13	5	220	.910	2.63	5,025

GP	W	L	SO	GA	SA	SV%	GAA	MIN
5	2	1	1	8	117	.932	1.87	257
7	3	4	1	20	0	.000	3.07	391
1	0	1	0	4	28	.857	4.04	
13	5	6	2	32	145	1.789	8.98	648





4

DYLAN OLSEN

(DIH-luhn OHL-suhn)

DEFENSEMAN | Shoots Left | 6-3, 225 | Born 1/3/91 in Salt Lake City, Utah**DRAFTED:** 2009 - 1st Round (28th overall) by Chicago Blackhawks**HOW ACQUIRED:** Acquired along with RW Jimmy Hayes from Chicago in exchange for RW Kris Versteeg and LW Philippe Lefebvre on Nov. 14, 2013.

MILESTONES

FIRST NHL GAME: 1/5/12 at Philadelphia**FIRST NHL GOAL:** 12/5/13 vs. Winnipeg**FIRST NHL ASSIST/POINT:** 2/18/12 at Columbus**MOST GOALS, GAME:** 1 (3 times) MR: 12/13/13 vs. Washington**MOST ASSISTS, GAME:** 1 (10 times) MR: 3/31/14 at New Jersey**MOST POINTS, GAME:** 2, 12/5/13 vs. Winnipeg**MOST PENALTY MINUTES, GAME:** 2 (7 times) MR: 3/18/14 at San Jose

OLSEN vs. NHL

Team	GP	G	A	PTS	PIM
Anaheim	2	0	0	0	0
Arizona	3	0	0	0	0
Boston	3	0	0	0	0
Buffalo	1	0	0	0	0
Calgary	1	0	0	0	0
Carolina	2	0	1	1	0
Chicago	1	1	0	1	0
Colorado	1	0	0	0	0
Columbus	4	0	1	1	0
Dallas	3	0	0	0	0
Detroit	6	0	3	3	2
Edmonton	0	0	0	0	0
Florida	0	0	0	0	0
Los Angeles	3	0	0	0	0
Minnesota	1	0	0	0	2
Montreal	3	0	0	0	0
Nashville	3	0	0	0	0
New Jersey	3	0	1	1	0
NY Islanders	2	0	1	1	0
NY Rangers	4	0	0	0	4
Ottawa	4	0	0	0	0
Philadelphia	3	0	1	1	0
Pittsburgh	1	0	0	0	0
San Jose	2	0	0	0	2
St. Louis	4	0	0	0	2
Tampa Bay	2	0	0	0	2
Toronto	4	0	1	1	0
Vancouver	2	0	0	0	0
Washington	2	1	0	1	0
Winnipeg	2	1	1	2	0
NHL TOTALS	72	3	10	13	14

2013-14: Completed his second NHL season, first with Florida... Played in 50th career NHL game Mar. 1 vs. CBJ...Returned to action Jan. 24 at DET after missing 10 games with an injury...Had a career-high five-game point scoring streak in tact (3-3-6: Dec. 5-13)...Scored his first NHL goal and registered his first multi-point game Dec. 5 vs. WPG...**2011-12:** Tallied first NHL point, an assist, on 2/18/12 in Chicago's 6-1 win at Columbus...Scored the game-winning goal in Rockford's 3-2 win at Charlotte on 1/27/12. Recalled to Chicago on 1/4/12 and made his NHL debut with the Blackhawks at Philadelphia on 1/5/12...Hammered in his first professional goal in Rockford's 5-4 shootout loss at Milwaukee on 12/11/11 **2010-11:** Registered his first professional point on 1/21/11 against Oklahoma City...Made his pro debut with Rockford on 1/14/11 against Texas...Represented Canada for the 2011 IIHF World Jr. Tournament in Buffalo, New York and won a silver medal...Led team defensemen with 12 assists through 17 games as a sophomore at the University of Minnesota-Duluth.

International: Played for Team Canada at the 2009 Under-18 IIHF World Championships, collecting four points (2g-2a)... Represented Canada in the 2011 World Junior Championships.

SSEASON	TEAM	LEAGUE	GP	G	A	PTS	+/-	PIM	PPG	SHG	GWG	GP	G	A	PTS	PIM
2010-11	ROCKFORD	NHL	42	0	4	4	-18	10	0	0	0	-	-	-	-	-
2011-12	BLACKHAWKS	NHL	28	0	1	1	-5	6	0	0	0	1	0	0	0	0
	ROCKFORD	AHL	44	4	3	7	-5	44	0	0	1	-	-	-	-	-
2012-13	ROCKFORD	AHL	50	2	9	11	-4	27	2	0	0	-	-	-	-	-
2013-14	PANTHERS	NHL	44	3	9	12	-3	8	0	0	0	-	-	-	-	-
	NHL TOTALS		72	3	10	13	-8	14	0	0	0	1	-	-	-	-

THE PLAYERS





73 | BRANDON PIRRI

(BRAN-duhn PIHR-ee)

CENTER | Shoots Left 6-0, 187 | Born 4/10/1991 in Toronto, Ontario

DRAFTED: 2009 – 2nd Round (59th overall) by Chicago Blackhawks

HOW ACQUIRED: Acquired in trade with Chicago for third round pick in 2014 Draft & fifth round pick in 2016 Draft on March 2, 2014.

MILESTONES

FIRST NHL GAME: 10/9/10 vs. Detroit

FIRST NHL GOAL: 10/17/13 vs. St Louis

FIRST NHL ASSIST/POINT: 10/7/11 at Dallas

MOST GOALS, GAME: 1 (13 times) MR: 4/10/14 vs. Toronto

MOST ASSISTS, GAME: 2 (2 times) MR: 3/16/14 vs. Vancouver

MOST POINTS, GAME: 2 (7 times) MR: 4/6/14 vs. Dallas

MOST PENALTY MINUTES, GAME: 2 (4 times) MR: 3/29/14 vs. Montreal

PIRRI vs. NHL

Team	GP	G	A	PTS	PIM
Anaheim	1	0	0	0	0
Arizona	4	2	0	2	0
Boston	2	0	0	0	0
Buffalo	2	0	0	0	0
Calgary	4	0	1	1	2
Carolina	1	0	0	0	0
Chicago	0	0	0	0	0
Colorado	1	0	0	0	0
Columbus	2	0	1	1	0
Dallas	5	1	2	3	2
Detroit	1	0	0	0	0
Edmonton	2	0	1	1	0
Florida	1	0	0	0	0
Los Angeles	3	0	0	0	0
Minnesota	2	0	2	2	0
Montreal	2	0	1	1	2
Nashville	2	1	0	1	2
New Jersey	2	1	0	1	0
NY Islanders	1	1	0	1	0
NY Rangers	0	0	0	0	0
Ottawa	2	0	0	0	0
Philadelphia	1	0	0	0	0
Pittsburgh	0	0	0	0	0
San Jose	3	2	2	4	0
St. Louis	2	1	0	1	0
Tampa Bay	2	1	1	2	0
Toronto	2	2	1	3	0
Vancouver	3	0	2	2	0
Washington	0	0	0	0	0
Winnipeg	3	1	0	1	0
NHL TOTALS	56	13	14	27	8

2013-14: Completed fourth NHL season, first with Florida...Recorded two points (1-1-2) Apr. 6 vs DAL...Had a four-game point streak (3-2-5: Mar. 31-Apr. 6)...Recorded two point game (1-1-2) Mar. 18 at SJS...Picked up two assists Mar. 16 vs VAN...Recorded goal and assist Mar. 13 at TBL...Picked up first goal as a Panther Mar. 11 vs PHX...Made his Florida debut Mar. 4 at BOS...Played in 26 games with Rockford recording 26 points (11-15-26)...Recalled from Rockford (AHL) on Jan. 27...Set a career high with two assists on Oct. 28 at MIN...Set a career high with two points (1-1-2) on Oct. 19 vs. TOR...Scored his first career goal on Oct. 17 vs. STL...Made his season debut on Oct. 12 vs. BUF.

2012-13: Completed third NHL season, third with Chicago...Recorded two shots on Apr. 27 at STL **2011-12:** Completed second NHL season, second with Chicago...Split the season between Chicago and Rockford ... Tallied two assists, including his first career NHL point on Oct. 7 at DAL, in five regular-season games with the Blackhawks ... Paced the IceHogs with 33 assists and 56 points in 66 regular-season games ... Shared the team lead with a +9 rating ... Notched 16 multi-point games ... Shared second on the club with seven power-play goals ... Netted his first professional hat trick on Nov. 23 vs. San Antonio. **2010-11:** Completed his first NHL season, first with Chicago...Made his professional and NHL debut with Chicago on Oct. 9 vs. DET ... Made his AHL debut on Oct. 10 vs. Grand Rapids ... Ranked fourth on Rockford with 43 points (12G, 31A) in 70 regular-season games in his AHL debut ... Tallied his first professional point with an assist in his AHL debut ... Netted first career professional goal on Oct. 15 at Abbotsford. **2009-10:** Tallied 43 points (11G, 32A) in 39 games with ECAC's Rensselaer Polytechnic Institute.

International: Won a bronze medal with Canada East at the 2008 World Junior A Challenge, sharing fifth in the tournament with seven points (4G, 3A) in four games.

SEASON	TEAM	LEAGUE	GP	G	A	PTS	+/-	PIM	PPG	SHG	GWG	GP	G	A	PTS	PIM
2010-11	Chicago	NHL	1	0	0	0	-1	0	0	0	0	--	--	--	--	--
	Rockford	AHL	70	12	31	43	-6	50	2	0	1	--	--	--	--	--
2011-12	Chicago	NHL	5	0	2	2	2	0	0	0	0	--	--	--	--	--
	Rockford	AHL	66	23	33	56	9	36	7	0	5	--	--	--	--	--
2012-13	Chicago	NHL	1	0	0	0	0	0	0	0	0	--	--	--	--	--
	Rockford	AHL	76	22	53	75	11	72	7	1	6	--	--	--	--	--
2013-14	Chicago	NHL	28	6	5	11	6	6	1	0	0	--	--	--	--	--
	Florida	NHL	21	7	7	14	0	2	2	0	0	--	--	--	--	--
NHL Totals			56	13	14	27	7	8	3	0	0	--	--	--	--	--





47

COLBYROBAK

(KOHL-bee ROH-bak)

DEFENSEMAN | Shoots Left | 6-3, 206 | Born 4/24/90 in Dauphin, Manitoba**DRAFTED:** 2008 – 2nd Round (46th overall) by Florida Panthers**HOW ACQUIRED:** Selected by Florida in the second round (46th overall) in the 2008 NHL Draft.

MILESTONES

FIRST NHL GAME: 2/12/12 at NY Islanders**FIRST NHL GOAL:** N/A**FIRST NHL ASSIST/POINT:** 3/5/13 at Winnipeg**MOST GOALS, GAME:** N/A**MOST ASSISTS, GAME:** 1 (3 times) MR: 4/10/14 vs. Toronto**MOST POINTS, GAME:** 1 (3 times) MR: 4/10/14 vs. Toronto**MOST PENALTY MINUTES, GAME:** 15, 3/23/13 at New Jersey

ROBAK vs. NHL

Team	GP	G	A	PTS	PIM
Anaheim.....	1	0	0	0	0
Arizona.....	1	0	0	0	0
Boston.....	2	0	0	0	0
Buffalo.....	0	0	0	0	0
Calgary.....	1	0	0	0	2
Carolina.....	4	0	0	0	0
Chicago.....	0	0	0	0	0
Colorado.....	0	0	0	0	0
Columbus.....	1	0	0	0	0
Dallas.....	1	0	1	1	0
Detroit.....	0	0	0	0	0
Edmonton.....	0	0	0	0	0
Florida.....	0	0	0	0	0
Los Angeles.....	1	0	0	0	0
Minnesota.....	0	0	0	0	0
Montreal.....	2	0	0	0	2
Nashville.....	0	0	0	0	0
New Jersey.....	3	0	0	0	17
NY Islanders.....	3	0	0	0	0
NY Rangers.....	2	0	0	0	0
Ottawa.....	2	0	0	0	0
Philadelphia.....	1	0	0	0	0
Pittsburgh.....	1	0	0	0	0
San Jose.....	1	0	0	0	0
St. Louis.....	0	0	0	0	0
Tampa Bay.....	1	0	0	0	0
Toronto.....	2	0	1	1	2
Vancouver.....	1	0	0	0	0
Washington.....	2	0	0	0	0
Winnipeg.....	2	0	1	1	0
NHL TOTALS ..	35	0	3	3	23

2013-14: Completed his third NHL season, third with Florida...

Recorded assist Apr. 10 vs TOR...Recorded first point of season (assist) Apr. 6 vs DAL...Recalled from San Antonio (AHL) on Mar. 14...Recorded 21 points (8-13-21) in 56 games with San Antonio (AHL).

2012-13: Completed his second NHL season, second with Florida...

Scored first NHL point (assist) during a 16-game call up with Florida... Appeared in 63 games with San Antonio and led team defensemen in

scoring with 23 points (five goals, 18 assists)...Tallied two assists in a 5-2 win over Peoria on Jan. 6, 2013...Had a two-point night (one goal,

one assist) vs. Lake Erie on Dec. 1, 2012.. **2011-12:** Completed his first NHL season, first with Florida... Made NHL debut on Feb. 12, 2012 in

Florida's 4-2 win at the New York Islanders...Represented San Antonio at the 2012 AHL All-Star Classic...Scored the game-winning goal and


added an assist in his first career AHL playoff game in San Antonio's 5-4 overtime win vs. Chicago on April 19, 2012... **2010-11:** Finishedthird among defensemen in points (24) with Rochester **2009-10:** Won the the WHL's Plus/Minus Award while playing for the Brandon Wheat Kings (+56).**International:** Won a gold medal with Canada at the Under-18 IIHF World Championships in April, 2008.

SEASON	TEAM	LEAGUE	GP	G	A	PTS	+/-	PIM	PPG	SHG	GWG
2010-11	Rochester	AHL	76	7	17	24	-12	22	1	0	1
2011-12	Florida	NHL	3	0	0	0	1	0	0	0	0
2011-12	San Antonio	AHL	73	9	30	39	15	30	2	0	4
2012-13	Florida	NHL	3	0	0	0	1	0	0	0	0
2012-13	San Antonio	AHL	63	5	18	23	-23	50	3	0	1
2013-14	Florida	NHL	16	0	2	2	-4	6	0	0	0
FLORIDA TOTALS:			35	0	3	3	-4	23	0	0	0
NHL Totals			35	0	3	3	-4	23	0	0	0

GP	G	A	PTS	PIM
--	--	--	--	--
--	--	--	--	--
8	1	4	5	4
--	--	--	--	--
--	--	--	--	--
--	--	--	--	--
--	--	--	--	--
--	--	--	--	--

THE PLAYERS





15

DREW SHORE

(DROO SHOHR)

CENTER | Shoots Right | 6-3, 202 | Born 1/29/91 in Denver, Colorado

DRAFTED: 2009- Florida's second choice (44th overall)

HOW ACQUIRED: 2nd round, 44th overall, 2009 NHL Draft.

MILESTONES

FIRST NHL GAME: 1/22/13 at Montreal

FIRST NHL GOAL: 2/12/13 vs. Washington

FIRST NHL ASSIST/POINT: 2/3/13 at Buffalo

MOST GOALS, GAME: 2, 1/20/14 at Pittsburgh

MOST ASSISTS, GAME: 2, 2/21/13 at Philadelphia

MOST POINTS, GAME: 2 (3 times) MR: 1/20/14 at Pittsburgh

MOST PENALTY MINUTES, GAME: 4, 4/8/14 vs. Philadelphia

SHORE vs. NHL

Team	GP	G	A	PTS	PIM
Anaheim	0	0	0	0	0
Arizona	0	0	0	0	0
Boston	5	0	1	1	2
Buffalo	5	1	1	2	4
Calgary	0	0	0	0	0
Carolina	4	0	0	0	2
Chicago	0	0	0	0	0
Colorado	1	0	0	0	0
Columbus	2	0	0	0	0
Dallas	1	0	0	0	2
Detroit	2	1	0	1	0
Edmonton	0	0	0	0	0
Florida	0	0	0	0	0
Los Angeles	0	0	0	0	0
Minnesota	0	0	0	0	0
Montreal	5	0	0	0	2
Nashville	0	0	0	0	0
New Jersey	4	0	0	0	0
NY Islanders	5	1	0	1	0
NY Rangers	4	1	0	1	0
Ottawa	1	0	0	0	2
Philadelphia	5	0	3	3	4
Pittsburgh	4	2	1	3	0
San Jose	1	0	0	0	0
St. Louis	0	0	0	0	0
Tampa Bay	4	0	2	2	0
Toronto	5	0	1	1	0
Vancouver	0	0	0	0	0
Washington	4	2	1	3	2
Winnipeg	5	0	2	2	2
NHL TOTALS	67	8	12	20	22

2013-14: Completed his second NHL season, second with Florida...Recalled from San Antonio (AHL) on Apr. 7...Recorded first multi-goal game of career which included a shorthanded goal and game winning goal on Jan. 20 at PIT... Scored first goal of season Jan. 14 vs NYI...Played in 50 games for San Antonio (AHL) recording 32 points (6-26-32).

2012-13: Completed his first NHL season, first with Florida...Played in 43 games, recording 13 points (3-10-13) with 14 penalty minutes...Made his NHL debut Jan. 22 at MTL...Recorded his first NHL point, an assist Feb. 3 at BUF...Scored his first NHL goal and registered his first NHL two-point game Feb. 12 vs. WSH...Played in 41 games with San Antonio (AHL) recording 30 points (10-20-30)....Named to the AHL All-Star team.

2011-12: Scored first career AHL playoff goal in his playoff debut during San Antonio's 5-4 overtime win over Chicago on 4/19/12...Scored first career professional goal and added an assist in San Antonio's 4-3 overtime win over Texas on 4/13/12...Notched first career professional and AHL point with an assist during San Antonio's 4-3 shootout win at Rockford on 3/31/12...Named to WCHA's Second All-Star Team for the second time in his career...Finished NCAA career with 118 points in 123 games with the University of Denver... Registered NCAA career-highs in assists (31) and points (53)...Tied for fourth in Division I in scoring with 53 points...Named WCHA Forward of the Week on Oct. 25, 2011...Had one goal with two assists and was plus-one with four penalty minutes in eight games for the Rampage. San Antonio finished third in the West Division and reached the second round in the playoffs. Shore had two goals and was minus-four in nine playoff games. He played 42 games for Denver before turning pro and had 22 goals with 31 assists; finishing plus-21 with 45 penalty minutes.. **2010-11** Leading scorer for Denver as a sophomore and also competed for the USA at the 2011 World Junior U-20 championship. Shore was named to the WCHA's Second All-Star team after scoring 23 goals with 23 assists and was +29 with 38 PMs in 40 games for the Pioneers. **2009-10:** Shore played 41 games as a freshman for WCHA regular season champion Denver...Scored five goals (three on the power play), with 14 assists with 18 PIM. **2008-09:** Shore scored 13 goals with a team-leading assists and ranked second with 38 points as a member of the US NTDP U-18 Team. **2007-08:** Shore played for the US NTDP U-17 team...Helped lead the team to 30 wins





and a playoff berth in the NAHL's Robertson Cup Playoffs. Played in 54 games, scoring 13 goals with 25 assists and 18 PIM.

INTERNATIONAL:

2014: Registered two points (1-1-2) in seven games with the United States at the 2014 World Championship. **2010-11:** Played seven games in World Junior Championships U-20 team recording seven points (4-3-7) with no penalty minutes..Helped the United States capture a bronze medal. **2008-09:** Played in seven games in U-18 World Junior Championships recording nine points (2-7-9) with six penalty minute...Helped United States capture a gold medal. **2007-08:** Played in six games for the World U-17 Hockey Challenge (3-4-7) with four penalty minutes...Helped the United States capture a silver medal.

SEASON	TEAM	LEAGUE	GP	G	A	PTS	+/-	PIM	PPG	SHG	GWG	GP	G	A	PTS	PIM
2007-08	U.S National U18	NAHL	35	9	16	25	-2	12	-	-	-	-	-	-	-	-
2008-09	USNTDP U-18	NAHL	15	7	7	14	-5	16	-	-	-	-	-	-	-	-
	U.S National U18	IND	62	17	32	49	-	46	-	-	-	-	-	-	-	-
2009-10	U. of Denver	WCHA	41	5	14	19	-	18	-	-	-	-	-	-	-	-
2010-11	U. of Denver	WCHA	40	23	23	46	-	38	8	1	3	-	-	-	-	-
2011-12	U. of Denver	WCHA	42	22	22	53	-	45	11	0	7	-	-	-	-	-
	San Antonio	AHL	8	1	2	3	1	4	4	0	0	9	2	0	2	2
2012-13	San Antonio	AHL	41	10	20	30	4	18	3	0	2	-	-	-	-	-
	Florida	NHL	43	3	10	13	-10	14	1	1	1	-	-	-	-	-
2013-14	Florida	NHL	24	5	2	7	-1	8	1	1	1	-	-	-	-	-
	San Antonio	AHL	50	6	26	32	2	25	-	-	-	-	-	-	-	-
	NHL TOTALS		67	8	12	20	-11	22	2	2	2	-	-	-	-	-



THE PLAYERS



22

SHAWN THORNTON

(SHAWN THOHRN-tuhn)

LEFT WING | Shoots Right, | 6-2, 212 | Born 7/23/77 in Oshawa, Ontario

DRAFTED: 1997 - 7th Round (190th overall) by Toronto

HOW ACQUIRED: Signed as an unrestricted free agent on July 1, 2014.

MILESTONES

FIRST NHL GAME: 10/10/02 at Columbus

FIRST NHL GOAL: 10/26/02 at Carolina

FIRST NHL ASSIST/POINT: 10/13/02 vs. Buffalo

MOST GOALS, GAME: 2 (2 times) MR: 12/23/10 vs. Atlanta

MOST ASSISTS, GAME: 2 (3 times) MR: 1/19/12 at New Jersey

MOST POINTS, GAME: 2 (8 times) MR: 1/19/12 at New Jersey

MOST PENALTY MINUTES, GAME: 22, 2/8/12 at Buffalo

THORNTON vs. NHL

Team	GP	G	A	PTS	PIM
Anaheim	7	0	0	0	9
Arizona	13	1	0	1	10
Boston	0	0	0	0	0
Buffalo	38	1	7	8	92
Calgary	9	0	0	0	15
Carolina	24	5	3	8	19
Chicago	11	0	0	0	24
Colorado	8	0	0	0	9
Columbus	13	1	1	2	26
Dallas	14	1	1	2	41
Detroit	12	0	0	0	2
Edmonton	9	0	0	0	26
Florida	30	3	2	5	38
Los Angeles	12	0	1	1	12
Minnesota	10	0	0	0	9
Montreal	35	2	1	3	51
Nashville	9	0	1	1	9
New Jersey	25	4	2	6	40
NY Islanders	22	2	4	6	29
NY Rangers	24	1	0	1	27
Ottawa	36	2	4	6	52
Philadelphia	25	0	2	2	53
Pittsburgh	25	1	5	6	46
San Jose	15	1	1	2	24
St. Louis	13	1	0	1	24
Tampa Bay	26	3	4	7	56
Toronto	34	2	4	6	53
Vancouver	10	0	2	2	29
Washington	26	3	2	5	29
Winnipeg	24	4	3	7	52
NHL TOTALS	559	38	50	88	906

2013-14: Completed 11th NHL season, seventh with Boston...Played in 64 games recording eight pts (5-3-8) ... Led Bruins w/10 fighting majors...Played his 500th NHL game 10/14 vs Detroit

2012-13: Completed 10th NHL season, sixth with Boston...Had points in consecutive games Mar. 9-11 with 1-1-2 totals in those contests ... Played his 400th game as a Bruin on Mar. 27 vs. Montreal ... Missed two games with a concussion and did not dress for one game ... Had his first career multiple-point playoff game with two assists May 21 vs. NY Rangers ... His four post-season assists came in a five-game span from May 21-June 3 and the four points quadrupled his previous single post-season total. **2011-12:** Completed ninth NHL season, fifth with Boston...Established career season-highs in games played (81) and penalty minutes (154) ... Tied for the NHL lead in major penalties with 20 fighting majors ... Scored his first career shorthanded goal on his first career penalty shot on Jan. 10 vs. Winnipeg's Ondrej Pavelec ... Had one multiple-point game, a two-assist effort Jan. 19 at New Jersey which matched his career-high for assists and points in a game ... Had points in consecutive games on two occasions - Nov. 1-5 (0-2-2) and Dec. 5-6 (1-1-2) ... Played his 400th NHL game Dec. 17 in Philadelphia ... Missed one game with an illness. **2010-11:** Completed his eighth NHL season, fourth with Boston...Established career season-highs in all offensive categories with 20 points (10-10-20) ... Had one multiple-point game, matching his career-high for goals and points in a game with a two-goal effort Dec. 23 vs. Atlanta ... Had points in consecutive games on three occasions - Nov. 18-20 (1-1-2), Jan. 15-17 (0-2-2 t) and Mar. 19-22 (1-1-2) ... Had 14 fighting majors and the Bruins were 9-3-2 in those games ... Played his 300th NHL game Nov. 5 at Washington and recorded his 500th penalty minute Oct. 23 vs. NY Rangers ... Missed three games to injury ... Recorded his lone point of the post-season with an assist May 6 in the series-clinching game four vs. Philadelphia ... Received two ten-minute misconducts during the Stanley Cup Final vs. Vancouver ... Did not dress for seven playoff games (coach's decision).

2009-10: Completed his seventh NHL season, third with Boston...Four of his nine assists were on game-winning goals ... Established a career NHL season-high with 141 penalty minutes ... Had 21 fighting majors, including the first fight in a Winter Classic when he took on Philadelphia's Daniel Carcillo on Jan. 1 at Fenway Park ... The Bruins were 13-4-3 in the 20 games in which he had at least one fight ... Missed five games to injury and did not dress for three games (coach's decision). **2008-09:** Completed his sixth NHL season, second with Boston...Established a career season-high in games played (79) ... Had one multiple-point game, a (1-1-2) effort Nov. 13 vs. Montreal which matched his career-high for points in a game ... Two of his six goals on the season were game-winning efforts, Dec. 20 vs. Carolina and Feb. 1 at Montreal ... Played his 200th





NHL game Feb. 28 vs. Washington ... Missed three games with a back injury ... Added one goal in ten playoff games, scoring his first career post-season goal on Apr. 20 at Montreal. **2007-08**: Completed his fifth NHL season, first with Boston...Had two multiple-point games, both two-point efforts ... Recorded his first career two-goal game Feb. 12 vs. Carolina with both goals coming in a 27-second span of the third period ... They were the fastest two goals by a Bruin since Dec. 14, 2003 (Mike Knuble, 0:17) ... Had points in consecutive games twice, Feb. 12-13 (2-1-3 totals) and Feb. 26-28 (1-1-2) ... Played his 100th NHL game Jan. 10 vs. Montreal ... Played his first game as a Bruin Oct. 5 at Dallas and scored his first point as a Bruin in a two-goal effort Feb. 12 vs. Carolina ... Did not dress for four games (coach's decision) and missed 20 games with a broken foot ... Played seven scoreless playoff games. **2006-07**: Completed his fourth NHL season, first with Anaheim...Won Stanley Cup Championship...Had three multiple-point games, all two-point nights, including consecutive two-point efforts Dec. 8 (1-1-2) in Washington and Dec. 9 (0-2-2) at Tampa Bay ... Had 12 fighting majors ... Began the season in Portland/AHL before his Oct. 28 recall to Anaheim ... Had two points (0-2-2) in seven games before returning to Portland, but was recalled again on Dec. 8 for the remainder of the season ... Had eight points (4-4-8) with 55 PIM in 15 Portland games ... Played 15 scoreless playoff games with 19 post-season penalty minutes. **2005-06**: Completed his third NHL season, third with Chicago... Spent most of the season in Norfolk/AHL and his 32 points (10-22-32) were pro career-highs in assists and points with the Admirals ... Was recalled on three occasions to Chicago, playing ten scoreless NHL games with 16 PIM. **2004-05**: Spent the season with Chicago's AHL affiliate in Norfolk with 14 (5-9-14) points in 71 Admirals games ... Led the team with 253 penalty minutes and became the first Admiral to accumulate 1,000 career penalty minutes ... Played his 500th AHL game Feb. 2 vs. Binghamton. **2003-04**: Completed his second NHL season, second with Chicago...Spent most of the season in Norfolk/AHL with 17 points (6-11-17) and leading the team with 259 PIM in 64 Admirals games ... Recalled for eight games in Chicago, scoring his lone NHL goal of the season Mar. 28 vs. St. Louis ... Was named Norfolk's Man of the Year and nominated for that same AHL award for his many charitable and community efforts.

2002-03: Completed his first NHL season, first with Chicago...Began the season in Chicago with two points (1-1-2) and 31 PIM in 13 Blackhawks games ... Played his first NHL game Oct. 10 in Columbus and recorded his first NHL point with an assist in the next game, Oct. 13 vs. Buffalo ... Scored his first NHL goal Oct. 26 in Carolina ... Assigned to Norfolk/AHL on Nov. 14 for the remainder of the season ... Had a professional career-high in goals with 11 and led the team with 213 PIM in 50 Admirals games. **2001-02**: Spent his first season in the Blackhawks organization with their AHL affiliate in Norfolk ... Had 22 points (8-14-22) with 281 PIM in 70 games. **2000-01**: Played his last season in the Toronto organization with St. John's/AHL ... Again topped the team and ranked fourth overall in the AHL with 320 PIM, his third straight season with 300+ minutes ... Had 17 points (5-12-17) in 79 games. **1999-2000**: Spent the season in St. John's/AHL with 16 points (4-12-16) in 60 games ... Recorded 300+ penalty minutes for the second straight season with his 316 leading the team and ranking fourth overall in the AHL.

1998-99: Played the season in St. John's/AHL with 8-11=19 totals in 78 games ... Set a St. John's record with a professional career-high 354 penalty minutes and ranked second in the AHL in that category for the season. **1997-98**: Spent his first professional season with Toronto's AHL affiliate in St. John's ... Had three assists with 225 PIM in 59 games.

SEASON	TEAM	LEAGUE	GP	G	A	PTS	+/-	PIM	PPG	SHG	GWG	GP	G	A	PTS	PIM
1997-98	St. John's Maple Leafs	AHL	59	0	3	3		225				--	--	--	--	--
1998-99	St. John's Maple Leafs	AHL	78	8	11	19	6	354	2	0	1	5	0	0	0	9
1999-00	St. John's Maple Leafs	AHL	60	4	12	16	-9	316	0	0	1	--	--	--	--	--
2000-01	St. John's Maple Leafs	AHL	79	5	12	17	-13	320	1	0	0	3	1	2	3	2
2001-02	Norfolk Admirals	AHL	70	8	14	22	-3	281	0	0	1	4	0	0	0	4
2002-03	Blackhawks	NHL	13	1	1	2	-4	31	0	0	0	--	--	--	--	--
	Norfolk Admirals	AHL	50	11	2	13	-7	213	4	0	1	9	0	2	2	28
2003-04	Blackhawks	NHL	8	1	0	1	2	23	0	0	0	--	--	--	--	--
	Norfolk Admirals	AHL	64	6	11	17	-7	259	0	0	1	8	1	1	2	3
2004-05	Norfolk Admirals	AHL	71	5	9	14	-15	253	0	1	1	6	0	0	0	-2
2005-06	Blackhawks	NHL	10	0	0	0	-5	16	0	0	0	--	--	--	--	--
	Norfolk Admirals	AHL	59	10	22	32	-8	192	2	2	1	4	0	0	0	35
2006-07	Ducks	NHL	48	2	7	9	3	88	0	0	0	15	0	0	0	19
	Portland Pirates	AHL	15	4	4	8	1	55	2	0	1	--	--	--	--	--
2007-08	Boston Bruins	NHL	58	4	3	7	-1	74	0	0	1	7	0	0	0	6
2008-09	Boston Bruins	NHL	79	6	5	11	-2	123	0	0	2	10	1	0	1	6
2009-10	Boston Bruins	NHL	74	1	9	10	-9	141	0	0	0	12	0	0	0	4
2010-11	Boston Bruins	NHL	79	10	10	20	8	122	0	0	2	18	0	1	1	24
2011-12	Boston Bruins	NHL	81	5	8	13	-7	154	0	1	0	5	0	0	0	0
2012-13	Boston Bruins	NHL	45	3	4	7	1	60	0	0	0	22	0	4	4	18
2013-14	Boston Bruins	NHL	64	5	3	8	3	74	0	0	1	12	0	1	1	4
NHL Totals			559	38	50	88	-11	906	0	1	6	101	1	6	7	81





19

SCOTTIE UPSHALL

(SKAW-tee UHP-shul)

LEFT WING | Shoots Left | 6-0, 194 | Born 10/7/83 in Fort McMurray, Alberta

DRAFTED: 2002 - 1st Round (6th overall) by the Nashville Predators

HOW ACQUIRED: Signed as an unrestricted free agent on July 1, 2011.

MILESTONES

FIRST NHL GAME: 10/15/02 at NY Islanders

FIRST NHL GOAL/POINT: 10/19/02 at NY Rangers

FIRST NHL ASSIST: 11/5/03 vs. Vancouver

MOST GOALS, GAME: 3, 1/21/10 vs. Nashville

MOST ASSISTS, GAME: 3 (2 times) MR: 11/27/09 vs. Dallas

MOST POINTS, GAME: 4, 12/21/09 vs. Columbus

MOST PENALTY MINUTES, GAME: 15 (2 times) MR: 10/8/11 vs. NY Islanders

UPSHALL vs. NHL

Team	GP	G	A	PTS	PIM
Anaheim	21	5	9	14	16
Arizona	11	1	0	1	2
Boston	18	9	2	11	8
Buffalo	19	2	4	6	12
Calgary	10	2	2	4	6
Carolina	18	3	2	5	16
Chicago	15	1	3	4	10
Colorado	14	5	4	9	0
Columbus	15	5	7	12	20
Dallas	16	5	4	9	14
Detroit	23	2	3	5	14
Edmonton	14	8	0	8	17
Florida	8	2	0	2	8
Los Angeles	23	7	5	12	26
Minnesota	18	8	6	14	16
Montreal	17	3	4	7	10
Nashville	8	3	0	3	6
New Jersey	25	6	8	14	20
NY Islanders	23	6	9	14	39
NY Rangers	19	4	4	8	6
Ottawa	16	3	5	8	26
Philadelphia	8	0	2	2	8
Pittsburgh	19	3	3	6	22
San Jose	14	4	4	8	26
St. Louis	15	2	3	5	8
Tampa Bay	19	2	2	4	33
Toronto	16	2	5	7	10
Vancouver	13	3	5	8	14
Washington	17	1	3	4	20
Winnipeg	14	0	4	4	19
NHL TOTALS	490	107	112	219	452

2013-14: Completed his 11th NHL season, third with Florida...Recorded career high 37 points...Scored the game-winner Mar. 14 vs. NJD...Recorded season high three points (1-2-3) Mar. 2 at NYI...Had a two-game point streak (0-2-2: Jan. 30-Feb. 1)...Scored two goals Jan. 24 vs. COL...Recorded two points (1-1-2) Jan. 14 vs. NYI...Recorded 200th career point (assist) Dec. 15 at MTL...Recorded 100th career assist Dec. 5 vs. WPG...Had five-game point streak (2-4-6: Nov. 25-Dec.5)...Recorded 12 points (6-6-12) in the month of November to tie his career best point total in a given month. He previously accomplished this in December of 2009...Scored a goal Nov. 27 vs. NYR...Had three-game point streak (1-3-4: Nov. 16-21)...Recorded two point night (0-2-2) on Nov. 16 at COL...Recorded two point night (1-1-2) on Nov. 12 vs. ANA...Had two-goal game on Nov. 5 vs. EDM...Picked up an assist Oct. 3 at DAL.

2012-13: Completed his 10th NHL season, second with Florida...Scored a goal Apr. 27 at TBL...Logged season-high 18:21 TOI Apr. 20 vs. NJD...Recorded goal on Apr. 13 vs. PIT...Registered assist Mar. 30...Registered assist Mar. 30 vs. NJD...Played in his 400th career NHL game Mar. 26 at TOR...Posted a game-winning goal Mar. 21 at NYR...Missed 21 games with a lower body injury suffered on Jan. 31 vs. WPG...Scored a goal Jan. 19 vs. CAR.
2011-12: Completed his ninth NHL season, first with Florida...Scored goal Mar. 29 at MIN...Skated 10:12 in return Mar. 21 at CAR...Missed 24 games with sports hernia Feb.1- Mar. 20...Abdominal surgery on Feb. 2...Had 13:24 TOI in return Jan. 20 at CHI...Missed 30 games (hip) 11/13-1/18...Did not return after leaving with a lower-body injury in the first period Nov 10 at WPG...Scored first goal as a Panther with the game winner and had three shots and three hits Oct. 24 at MTL...Led the Panthers with a season-high five shots Oct. 20 vs. BUF...Registered three hits Oct. 18 at WSH...Recorded season highs in hits (4) and shots (3) Oct. 15 vs. TBL...Totaled 15 PIM in his first game with Florida Oct. 8 at NYI. Appeared in all seven Playoff games... Scored one goal in Game Six, Apr. 21 vs. NJD...Matched Playoff career-high in Game Three with two assists in 12:15 TOI, Apr. 17 at NJD.
2010-11: Completed eighth season in NHL, first with Columbus, posting seven points (6-1-7) in 21 games after being acquired from Phoenix...Combined to register 34 points (22-12-34) and 52 PIM in 82 games with Phoenix and Columbus...Set career highs in goals, points, shots (191) and games played...Had 27 points (16-11-27), 42 PIM and was +5 in 61 games with the Coyotes...Had goals in back-to-back games Mar. 29-31...Scored his 20th goal of the season Mar. 15 vs. BOS, marking the first 20-goal season of his NHL career... Made Columbus debut and scored first goal with the club Mar. 1 at VAN... Missed two games Feb. 23-25 due to suspension...Scored two goals Jan. 25 vs. EDM...Recorded seven points during a four-game point streak (12/29-1/4, 3-4-7)...Tallied three points (2-1-3), including the GWG Dec. 1 at MIN...Scored the GWG in the season opener Oct.





9 at BOS (in Prague, Czech Republic). **2009-10:** Completed seventh season with NHL, second with Phoenix...Collected 32 points (18-14-32), 50 PIM and was +5 in 49 games with Phoenix...Suffered a season ending knee injury Jan. 28 vs. CGY...Recorded the first hat trick of his NHL career Jan. 21 vs. NSH (Dan Ellis)...Tallied a single game career high with four points (2-2-4) Dec. 21 vs. CBJ...The goals were scored in the span of 10:25, the fourth fastest hat trick in Coyotes' franchise history... Tied a single game career high in assists (0-3-3) Nov. 27 vs. DAL...Scored goals in three-straight games Nov. 2-7... **2008-09:** Completed sixth season in NHL, first with Phoenix...Combined to register 34 points (15-19-34), 89 PIM and a +7 in 74 games with Philadelphia and Phoenix...Had 21 points (7-14-21) and 63 PIM with the Flyers...Notched 13 points (8-5-13) and 26 PIM in 19 games with the Coyotes...Scored two goals Mar. 30 vs. DAL...Registered the 100th point of his NHL career Mar. 21 vs. VAN... Scored a goal in his first game with the club Mar. 5 at BOS...Had assists in three-straight games Feb. 12-15. **2007-08:** Completed fifth season in NHL, first with Philadelphia...Tallied 30 points (14-16-30) and 74 PIM in 61 games with Philadelphia...Scored two goals Jan. 20 vs. OTT... Registered the first multi-goal game of his NHL career Nov. 12 vs. NYI...Played the 100th game of his NHL career Nov. 8 at NJD...Added seven points (3-4-7) and 44 PIM in 17 playoff games, helping the Flyers reach the Eastern Conference Final. **2006-07:** Completed fourth season in NHL, fourth with Nashville...Combined to notch 16 points (8-8-16) and 26 PIM in 32 games with Nashville and Philadelphia...Had three points (2-1-3) and 18 PIM in 14 games with the Predators...Scored a SHG and added an assist Mar. 10 vs. BOS...Missed 30 games Nov. 16-Jan. 15 due to injury...Added one assist and six PIM in five games with Milwaukee (AHL)...Had 13 points (6-7-13) and eight PIM in 18 games with the Flyers. **2005-06:** Completed third season in NHL, third with Nashville... Collected 24 points (8-16-24), 34 penalty minutes and was +14 in 48 games with Nashville...Led the Predators in plus/minus rating...Was scoreless in two playoff games...Registered 33 points (17-16-33), 44 PIM and was +11 in 23 games with Milwaukee...Added 16 points (6-10-16) and 20 PIM in 14 playoff games, helping the Admirals reach the Calder Cup Final...Was third on the club in playoff points. **2004-05:** Notched 46 points (19-27-46) and 108 PIM in 62 games with Milwaukee...Ranked fifth on the club in points...Added four points (2-2-4) and eight PIM in five playoff games. **2003-04:** Completed second season in NHL, second with Nashville...Tallied one assist in seven games with Nashville...Picked up first assist of his NHL career Nov. 5 vs. VAN...Recorded 24 points (13-11) and 42 PIM minutes in 31 games with Milwaukee...Named to the 2004 AHL All-Star Classic (did not play due to injury)...Added three goals and four PIM in eight playoff games to help the Admirals win the Calder Cup. **2002-03:** Completed first season in NHL, first with Nashville... Collected one goal and was +2 in eight games with Nashville... Scored the first goal of his NHL career Oct. 19 vs. NYR...Made his NHL debut Oct. 15 at NYI...Recorded 56 points (25-31-56), 111 PIM and was +15 in 42 games with Kamloops (WHL)...Was fifth on the club in points. **2001-02:** Tallied 83 points (32-51-83), 139 PIM and was +16 in 61 games with Kamloops...Ranked second on the club in points and 10th in the WHL in assists...Was selected to the WHL Western Conference All-Star Team...Named to the WHL Western Conference Second All-Star Team... Played in the CHL/NHL Top Prospects Game. **2000-01:** Notched 87 points (42-45-87), 111 PIM and was +12 in 70 games with Kamloops...Led WHL rookies in goals and points...Named WHL and CHL Rookie of the Year... Named to WHL and CHL All-Rookie teams...Named Kamloops Scholastic Player of the Year in 2000-01.

INTERNATIONAL:

2009: Tallied an assist and 27 PIM in eight games for Canada at the World Championship. **2003:** Posted five points (4-1-5) and 18 PIM in six games for Canada at the World Junior Championship. **2002:** Recorded six points (3-3-6) and 10 PIM in seven games at the World Junior Championship. **2001:** Totaled three goals and one assist and two PIM in three games at the World Under-18 Championship. **1999:** Recorded one goal and three assists in four games for Canada at the World Under-18 Championship.

SEASON	TEAM	LEAGUE	GP	G	A	PTS	+/-	PIM	PPG	SHG	GWG	GP	G	A	PTS	PIM
2000-01	Kamloops	WHL	70	42	45	87	-	111	-	-	-	4	0	2	2	10
2001-02	Kamloops	WHL	61	32	51	83	-	139	-	-	-	4	1	2	3	21
2002-03	Nashville	NHL	8	1	0	1	2	0	0	0	0	-	-	-	-	-
	Kamloops	WHL	42	25	31	56	15	111	12	1	-	6	0	2	2	34
	Milwaukee	AHL	2	1	0	1	0	2	0	0	0	6	0	0	0	2
2003-04	Nashville	NHL	7	0	1	1	-2	0	0	0	0	-	-	-	-	-
	Milwaukee	AHL	31	13	11	24	2	42	3	0	2	8	3	0	3	4
2004-05	Milwaukee	AHL	62	19	27	46	9	108	8	2	3	5	2	2	4	8
2005-06	Nashville	NHL	48	8	16	24	14	34	1	0	2	2	0	0	0	0
	Milwaukee	AHL	23	17	16	33	11	44	5	1	3	14	6	10	16	20
2006-07	Nashville	NHL	14	2	1	3	-1	18	0	0	2	-	-	-	-	-
	Philadelphia	NHL	18	6	7	13	4	8	1	1	2	-	-	-	-	-
	Milwaukee	AHL	5	0	1	1	0	6	0	0	0	-	-	-	-	-
2007-08	Philadelphia	NHL	61	14	16	30	2	74	3	0	1	17	3	4	7	44
2008-09	Philadelphia	NHL	55	7	14	21	5	63	2	0	0	-	-	-	-	-
	Phoenix	NHL	19	8	5	13	2	26	3	0	1	-	-	-	-	-
2009-10	Phoenix	NHL	49	18	14	32	5	50	2	0	4	-	-	-	-	-
2010-11	Phoenix	NHL	61	16	11	27	5	42	2	0	2	-	-	-	-	-
	Columbus	NHL	21	6	1	7	-12	10	0	0	0	-	-	-	-	-
2011-12	Florida	NHL	26	2	3	5	-3	29	1	0	1	7	1	2	3	4
2012-13	Florida	NHL	27	4	1	5	-8	25	1	0	1	-	-	-	-	-
2013-14	Florida	NHL	76	15	22	37	1	73	1	1	3	-	-	-	-	-
FLORIDA TOTALS:			129	21	26	47	-10	127	3	1	5	7	1	2	34	4
NHL TOTALS:			490	107	112	219	14	452	17	2	19	26	4	6	104	6



IN THE SYSTEM





INTHE
SYSTEM



JOE BASARABA

RIGHT WING | Shoots Right | 6-3, 195 | Born 5/2/92 in Fort Frances, Ontario
HOW ACQUIRED: Florida's seventh choice (69th overall) in the 2010 NHL Draft.

Season	Team	Lge	GP	G	A	Pts	PIM	GP	G	A	Pts	PIM
2007-08	Fort Frances Jr Sabres	SJHL	3	1	1	2	0	--	--	--	--	--
2010-11	U. of Minnesota-Duluth	WCHA	36	3	2	5	20					
2011-12	U. of Minnesota-Duluth	WCHA	40	7	9	16	58					
2012-13	U. of Minnesota-Duluth	WCHA	37	10	7	17	40					
2013-14	U. of Minnesota-Duluth	NCHC	35	8	10	18	35					
2013-14	Cincinnati Cyclones	ECHL	10	1	4	5	2	3	0	0	0	2



RJ BOYD

DEFENSE | Shoots Left | 6-2, 175 | Born 2/7/91 in Sarasota, Florida
HOW ACQUIRED: Florida's thirteenth choice (183rd overall) in the 2010 NHL Draft.


Season	Team	Lge	GP	G	A	Pts	PIM	GP	G	A	Pts	PIM
2010-11	Chicago	USHL	33	2	0	2	42	-26	--	--	--	--
2011-12	Indiana	USHL	50	1	13	14	93	9	6	0	2	10
2012-13	Michigan State	CCHA	42	2	9	11	20					
2013-14	Michigan State	Big-10	34	1	6	7	18					



CONNOR BRICKLEY

CENTER | Shoots Left | 6-1, 195 | Born 2/25/92 in Everett, Massachusetts
HOW ACQUIRED: Florida's sixth choice (50th overall) in the 2010 NHL Draft

Season	Team	Lge	GP	G	A	Pts	PIM	GP	G	A	Pts	PIM
2009-10	Des Moines	USHL	52	22	21	43	68	--	--	--	--	--
2010-11	U. of Vermont	H-East	35	4	9	13	33					
2011-12	U. of Vermont	H-East	23	9	3	12	16					
2012-13	U. of Vermont	H-East	24	3	5	8	31					
2013-14	U. of Vermont	H-East	35	5	10	15	49					
	San Antonio	AHL	8	1	1	2	4	--	--	--	--	--



SAM BRITTAIN

GOALTENDER | Catches Left | 6-1, 215 | Born 5/10/92 in Calgary, Alberta
HOW ACQUIRED: Florida's eighth choice (92nd overall) in the 2010 NHL Draft.

Season	Team	Lge	GP	Min	GA	EN	SO	GAA	W	L	T	Svs	Pct
2008-09	Canmore Eagles	AJHL	3	179	9	0	0	3.02	1	2	0	76	0.894
2009-10	Canmore Eagles	AJHL	52	3065	167	0	2	3.27	23	19	8	1448	0.896
2010-11	U. of Denver	WCHA	33	1998	76	0	1	2.28	19	9	5	884	0.921
2011-12	U. of Denver	WCHA	12	735	29	0	1	2.36	8	4	0	395	0.932
2012-13	U. of Denver	WCHA	13	751	37	0	0	2.95	5	7	0	360	0.907
2013-14	U. of Denver	NCHC	39	2347	87	0	5	2.22	19	14	6	1130	0.929



JOSHBROWN

DEFENSE | Shoots Right | 6-5, 213 | Born 1/21/94 in London, Ontario

HOW ACQUIRED: Florida's seventh Choice (152nd overall) in the 2013 NHL Draft.

Season	Team	Lge	GP	G	A	Pts	PIM	GP	G	A	Pts	PIM
2010-11	Whitby	OJHL	35	6	4	10	59	--	--	--	--	--
2011-12	Oshawa	OHL	46	0	4	4	49	2	0	0	0	0
2012-13	Oshawa	OHL	68	0	16	16	79	9	1	4	5	11
2013-14	Oshawa	OHL	56	2	10	12	83	9	0	0	0	18



MATTBUCKLES

CENTER | Shoots Right | 6-1, 205 | Born 5/5/95 in Toronto, Ontario

HOW ACQUIRED: Florida's fifth choice (98th overall) in the 2013 NHL Draft.

Season	Team	Lge	GP	G	A	Pts	PIM	GP	G	A	Pts	PIM
2011-12	Toronto Lakeshore	OJHL	46	15	21	36	76	21	5	6	11	20
2012-13	St. Michael's	OJHL	50	40	31	71	107	17	7	10	17	54
2013-14	Cornell	ECAC	29	4	0	4	39					



BOBBYBUTLER

RIGHT WING | Shoots Right | 6-0, 184 | Born 4/26/87 in Marlborough, Manitoba

HOW ACQUIRED: Signed as an unrestricted free agent on June 24, 2013

SEASON	TEAM	LEAGUE	GP	G	A	PTS	PIM	+/-	GP	G	A	PTS	PIM
2010-11	Ottawa	NHL	36	10	11	21	10	-16	--	--	--	--	--
2011-12	Ottawa	NHL	56	6	10	16	12	8	3	0	0	0	0
2012-13	Albany	AHL	37	16	11	27	8	11	--	--	--	--	--
	New Jersey	NHL	14	1	1	2	0	-6	--	--	--	--	--
	Nashville	NHL	20	3	6	9	4	-2	--	--	--	--	--
2013-14	San Antonio	AHL	69	22	25	47	12	-3	--	--	--	--	--
	Florida	NHL	2	0	1	1	2	1	--	--	--	--	--
	NHL Totals		130	20	29	49	28		3	0	0	0	0



CHRISTOPHERCLAPPERTON

LEFT WING | Shoots Left | 5-10, 180 | Born 2/22/94 in Cap Esprit, Quebec

HOW ACQUIRED: Florida's sixth choice (122nd overall) in the 2013 NHL Draft.

Season	Team	Lge	GP	G	A	Pts	PIM	GP	G	A	Pts	PIM
2011-12	Blainville-Boisbriand	QMJHL	56	18	37	55	40	11	3	6	9	8
2012-13	Blainville-Boisbriand	QMJHL	67	34	43	77	71	15	6	14	20	20
2013-14	Blainville-Boisbriand	QMJHL	53	26	36	62	55	18	5	11	16	18



EVANCOWLEY

GOALIE | Catches Left | 6-4, 185 | Born 7/31/95 in Evergreen, Colorado


HOW ACQUIRED: Florida's third choice (92nd overall) in the 2013 NHL Draft.

Season	Team	Lge	GP	A	PIM	Min	GA	EN	SO	GAA	W	L	T	Svs	Pct	GP	A	PIM
2012-13	Wichita Falls Wildcats	NAHL	50	2	4	2897	140	0	32	90	22	24	4	1259	0.900	-	-	-
2013-14	U. of Denver	NCHC	5	0	0	204	6	0	01	76	1	2	0	111	0.949	-	-	-



INTHE
SYSTEM





MICHAEL DOWNING

DEFENSE | Shoots Left | 6-3, 192 | Born 5/19/95 in Canton, Missouri

HOW ACQUIRED: Florida's fourth choice (97th overall) in the 2013 NHL Draft.

Season	Team	Lge	GP	G	A	Pts	PIM	GP	G	A	Pts	PIM
2011-12	Dubuque	USHL	54	4	10	14	68	5	1	1	2	4
2012-13	Dubuque	USHL	52	3	20	23	107	11	0	3	3	6
2013-14	U. of Michigan	Big-10	34	2	10	12	60					



BENJAMIN GALLACHER

DEFENSE | Shoots Left | 5-11, 185 | Born 9/11/92 in Calgary, Alberta

HOW ACQUIRED: Florida's ninth choice (93rd overall) in the 2010 NHL Draft.

Season	Team	Lge	GP	G	A	Pts	PIM	GP	G	A	Pts	PIM
2012-13	Green Bay	USHL										
2013-14	UMass-Amherst	H-East	34	1	10	11	30					



HUGO FAGERBLOM

GOALIE | Catches Left | 6-6, 202 | Born 1/91/96 in Boras, Sweden

HOW ACQUIRED: Florida's sixth choice (182nd overall) in the 2014 NHL Draft.

Season	Team	Lge	GP	Min	GA	EN	SO	GAA	W	L	T	Svs	Pct	GP	W	L	T	SO	GAA	SV%
2012-13	Frolunda HC	Swe-18	21	1,193	33	-	5	1.66	15	5	0	-	-	1	0	1	0	2	3.54	-
2013-14	Frolunda HC	Swe-18	20	1,200	33	-	4	2.55	15	5	0	-	-	2	1	1	0	0	2.01	-



MIGUEL FIDLER

LEFT WING | Shoots Left | 6-0, 186 | Born 3/17/96 in Edina, Minnesota

HOW ACQUIRED: Florida's fifth choice (143rd overall) in the 2014 NHL Draft.

Season	Team	Lge	GP	G	A	Pts	PIM	GP	G	A	Pts	PIM
2011-12	EDINA	HIGH-MN	25	2	9	11	42	5	4	3	7	0
2012-13	EDINA	HIGH-MN	23	5	6	11	28	6	1	3	4	4
2013-14	TEAM SOUTHWEST-UMHSEL	UMHSEL	20	5	4	9	32	3	3	4	7	10
	EDINA	HIGH-MN	25	16	25	41	24	5	4	5	9	4




ROCCOGRIMALDI

CENTER | Shoots Right | 5-6, 170 | Born 2/8/93 in Rossmore, California

HOW ACQUIRED: Florida's second choice (33rd overall) in the 2011 NHL Draft.

Season	Team	Lge	GP	G	A	Pts	PIM	GP	G	A	Pts	PIM
2009-10	U.S. National U-17	USHL	22	7	8	15	22	--	--	--	--	--
	U.S. National U-18	USHL	10	4	1	5	0	--	--	--	--	--
2010-11	U.S. National Dev	USHL	23	12	13	25	18	--	--	--	--	--
2011-12	U. of North Dakota	WCHA	4	1	1	2	2					
2012-13	U. of North Dakota	WCHA	40	13	23	36	18					
2013-14	U. of North Dakota	NCHC	42	17	22	39	48					



JAYCEHAWRYLUK

CENTER | Shoots Right | 5-10, 190 | Born 1/1/96 in Roblin, Maine

HOW ACQUIRED: Florida's second choice (32nd overall) in the 2014 NHL Draft.

Season	Team	Lge	GP	G	A	Pts	PIM	GP	G	A	Pts	PIM
2012-13	Brandon	WHL	61	18	25	43	46	--	--	--	--	--
2013-14	Brandon	WHL	59	24	40	64	44	8	5	7	12	14



STEVENHODGES

CENTER | Shoots Left | 5-11, 178 | Born 5/5/94 in Delta, British Columbia

HOW ACQUIRED: Florida's second choice (84th overall) in the 2012 NHL Draft.

Season	Team	Lge	GP	G	A	Pts	PIM	GP	G	A	Pts	PIM
2009-10	Chilliwack	WHL	5	0	2	2	0	--	--	--	--	--
2010-11	Chilliwack	WHL	58	5	6	11	44	3	0	0	0	0
2011-12	Victoria	WHL	72	21	25	46	62	4	0	4	4	4
2012-13	Victoria	WHL	60	28	23	51	67	6	2	4	6	2
2013-14	Victoria	WHL	52	21	26	47	65	9	4	6	10	9




MICHAELHOUSER

GOALTENDER | Catches Right | 6-2, 198 | Born 9/13/92 in Youngstown, Ohio

HOW ACQUIRED: Signed as a Free Agent on July, 10, 2012.

Season	Team	Lge	GP	Min	GA	EN	SO	GAA	W	L	T	Svs	Pct
2008-09	Des Moines	USHL	32	1523	102	0	0	4.02	5	18	0	943	0.902
2009-10	London	OHL	25	1450	75	1	0	3.10	17	4	1	674	0.900
2010-11	London	OHL	54	3088	171	6	1	3.32	30	19	5	1608	0.904
2011-12	London	OHL	62	3698	152	6	6	2.47	46	15	1	1862	0.925
2012-13	Cincinnati	ECHL	29	1694	72	2	2	2.55	17	10	2	798	0.917
2013-14	San Antonio	AHL	28	1473	75	2	1	3.05	12	13	1	695	0.903
	Cincinnati	ECHL	12	724	27	2	1	2.24	5	6	1	327	0.924



INTHE
SYSTEM





QUINTON HOWDEN

CENTER | Shoots Left | 6-2, 204 | Born 1/21/92 in Oakbank, Manitoba

HOW ACQUIRED: Florida's third choice (25th overall) in the 2010 NHL Draft.

Season	Team	Lge	GP	G	A	Pts	PIM	GP	G	A	Pts	PIM
2007-08	Moose Jaw	WHL	5	0	0	0	0	--	--	--	--	--
2008-09	Moose Jaw	WHL	62	13	17	30	22	--	--	--	--	--
2009-10	Moose Jaw	WHL	65	28	37	65	44	2	0	2	2	2
2010-11	Moose Jaw	WHL	60	40	39	79	43	6	5	2	7	2
2011-12	Moose Jaw	WHL	52	30	35	65	16	14	5	10	15	6
	San Antonio	AHL	--	--	--	--	--	4	0	0	0	2
2012-13	San Antonio	AHL	57	13	17	30	24	--	--	--	--	--
	Florida	NHL	18	0	0	0	2	--	--	--	--	--
2013-14	San Antonio	AHL	59	10	17	27	26	--	--	--	--	--
	Florida	NHL	16	4	2	6	10	--	--	--	--	--
	NHL TOTALS		34	4	2	6	12					



ZACH HYMAN

CENTER | Shoots Right | 6-2, 195 | Born 6/9/92 in Toronto, Ontario

HOW ACQUIRED: Florida's eleventh choice (123rd overall) in the 2010 NHL Draft.

Season	Team	Lge	GP	G	A	Pts	PIM	GP	G	A	Pts	PIM
2008-09	Hamilton Red Wings	OJHL	49	13	24	37	24					
2009-10	Hamilton Red Wings	OJHL	49	35	40	75	30					
2010-11	Hamilton Red Wings	OJHL	43	42	60	102	24	7	3	5	8	6
2011-12	U. of Michigan	CCHA	41	2	7	9	12					
2012-13	U. of Michigan	CCHA	38	4	5	9	8					
2013-14	U. of Michigan	Big-1	35	7	10	17	12					



JUHO LAMMIKKO

RIGHT WING | Shoots Left | 6-2, 163 | Born 1/29/96 in Noormarkku, Finland

HOW ACQUIRED: Florida's third choice (65th overall) in the 2014 NHL Draft.

Season	Team	Lge	GP	G	A	Pts	PIM	GP	G	A	Pts	PIM
2011-12	Assat Pori	FIN-Jr.	2	0	1	1	0	--	--	--	--	--
	Assat Pori	FIN-U18	2	0	1	1	0	--	--	--	--	--
2012-13	Assat Pori	FIN-Jr.	15	0	1	1	10	--	--	--	--	--
	Assat Pori	FIN-U18	31	21	32	53	22	9	5	6	11	12
2013-14	Assat Pori	SM-liiga	20	0	1	1	0	--	--	--	--	--
	Assat Pori	FIN-Jr.	37	17	25	42	32	11	3	5	8	28



RYAN MARTINDALE

CENTER | Shoots Left | 6-3, 211 | Born 10/27/91 in Oshawa, Ontario

HOW ACQUIRED: Edmonton's fifth choice (61st overall) in the 2010 NHL Draft.

Season	Team	Lge	GP	G	A	Pts	PIM		GP	G	A	Pts	PIM
2007-08	Ottawa 67's	OHL	64	9	8	17	18	-15	4	0	0	0	2
2008-09	Ottawa 67's	OHL	53	23	24	47	14	-7	7	2	1	3	7
2009-10	Ottawa 67's	OHL	61	19	41	60	37	2	12	4	5	9	6
2010-11	Ottawa 67's	OHL	65	34	49	83	28	38	4	3	2	5	2
2011-12	Oklahoma City Barons	AHL	16	0	2	2	4	-2	--	--	--	--	--
	Stockton Thunder	ECHL	34	6	9	15	10	-13	--	--	--	--	--
2012-13	Oklahoma City Barons	AHL	41	6	8	14	10	-3	2	0	0	0	5
	Stockton Thunder	ECHL	5	2	0	2	0	-2	--	--	--	--	--
2013-14	Oklahoma City Barons	AHL	22	3	7	10	8	-8	--	--	--	--	--
	San Antonio Rampage	AHL	37	5	9	14	14	-5	--	--	--	--	--



MICHAEL MATHESON

DEFENSE | Shoots Left | 6-2, 180 | Born 2/27/94 in Pointe-Claire, Quebec
HOW ACQUIRED: Florida's first choice (23rd overall) in the 2012 Draft.

Season	Team	Lge	GP	G	A	Pts	PIM	GP	G	A	Pts	PIM
2011-12	Dubuque Fighting Saints	USHL	53	11	16	27	84	5	4	1	5	4
2012-13	Boston College	H-Eas	36	8	17	25	78					
2013-14	Boston College	H-Eas	38	3	18	21	49					



IAN MCCOSHEN

DEFENSE | Shoots Left | 6-3, 205 | Born 8/5/95 in Hudson, Wisconsin
HOW ACQUIRED: Florida's second choice (31st overall) in the 2013 NHL Draft.


Season	Team	Lge	GP	G	A	Pts	PIM	GP	G	A	Pts	PIM
2010-11	Waterloo Black Hawks	USHL	42	0	6	6	38	2	0	0	0	0
2011-12	Waterloo Black Hawks	USHL	55	8	12	20	43	15	4	3	7	6
2012-13	Waterloo Black Hawks	USHL	53	11	33	44	48	5	2	2	4	4
2013-14	Boston College	H-Eas	35	5	8	13	48					



JOHN MCFARLAND

LEFT WING | Shoots Right | 6-0, 198 | Born 4/2/92 in Richmond Hill, Ontario
HOW ACQUIRED: Drafted 2nd round (33rd overall) in the 2010 NHL Draft.

Season	Team	Lge	GP	G	A	Pts	PIM	GP	G	A	Pts	PIM
2007-08	Toronto Jr. Canadiens	OPJHL	1	0	0	0	2					
2008-09	Sudbury Wolves	OHL	58	21	31	52	36	6	1	3	4	2
2009-10	Sudbury Wolves	OHL	64	20	30	50	70	4	3	0	3	2
2010-11	Sudbury Wolves	OHL	12	6	4	10	13	--	--	--	--	--
	Saginaw Spirit	OHL	37	19	9	28	33	12	5	4	9	6
2011-12	Saginaw Spirit	OHL	36	20	21	41	18	--	--	--	--	--
	Ottawa 67's	OHL	13	4	5	9	10	--	--	--	--	--
2012-13	San Antonio Rampage	AHL	43	5	9	14	10	--	--	--	--	--
	Cincinnati Cyclones	ECHL	23	12	13	25	12	12	4	5	9	6
2013-14	San Antonio Rampage	AHL	45	10	14	24	17	--	--	--	--	--
	Cincinnati Cyclones	ECHL	20	8	5	13	4	--	--	--	--	--



BRETT OLSON

CENTER | Shoots Right | 6-0, 186 | Born 2/19/87 in Superior, Wisconsin
HOW ACQUIRED: Signed as an Unrestricted Free Agent July 4, 2014

Season	Team	Lge	GP	G	A	Pts	PIM	GP	G	A	Pts	PIM
2005-06	Sioux City Musketeers	USHL	6	0	1	1	4	--	--	--	--	--
2005-06	Waterloo Black Hawks	USHL	44	9	5	14	14	--	--	--	--	--
2006-07	Waterloo Black Hawks	USHL	52	9	13	22	82	9	3	4	7	4
2007-08	Waterloo Black Hawks	USHL	49	17	37	54	50	11	3	7	10	10
2008-09	Michigan Tech	WCHA	38	10	13	23	41					
2009-10	Michigan Tech	WCHA	32	18	12	30	45					
2010-11	Michigan Tech	WCHA	18	4	6	10	25					
2011-12	Michigan Tech	WCHA	39	10	20	30	45					
2012-13	Abbotsford Heat	AHL	70	8	10	18	31	--	--	--	--	--
2013-14	Abbotsford Heat	AHL	75	17	27	44	38	4	1	0	1	2





BLAKE PARLETT

DEFENSE | Shoots Right | 6-1, 200 | Born 5/13/89 in Bracebridge, Ontario

HOW ACQUIRED: Signed as a Unrestricted Free Agent on July 3, 2014

Season	Team	Lge	GP	G	A	Pts	PIM	GP	G	A	Pts	PIM	GP	G	A	Pts	PIM								
2004-05	Huntsville Otters	OPJHL	48	4	12	16	56						2010-11	Greenville	ECHL	46	7	25	32	40	2	0	1	1	2
2005-06	Barrie Colts	OHL	38	0	2	2	39	14	0	2	2	6		Hartford/CT	AHL	24	2	10	12	17	6	1	2	3	2
2006-07	Barrie Colts	OHL	36	1	5	6	47	--	--	--	--	--	2011-12	Connecticut	AHL	55	4	10	14	38	--	--	--	--	--
	Windsor Spitfires	OHL	30	5	10	15	30	--	--	--	--	--		Greenville	ECHL	12	1	6	7	17	3	0	1	1	4
2007-08	Windsor Spitfires	OHL	33	3	3	6	10	--	--	--	--	--	2012-13	Connecticut	AHL	67	6	22	28	85	--	--	--	--	--
	Mississauga St. Michael's	OHL	28	0	7	7	53	4	0	0	0	8		Springfield	AHL	9	2	2	4	8	7	2	1	3	4
2008-09	Mississauga St. Michael's	OHL	68	8	26	34	74	10	0	2	2	13	2013-14	Springfield	AHL	37	4	14	18	22	--	--	--	--	--
2009-10	Mississauga St. Michael's	OHL	68	11	35	46	108	16	1	4	5	18		Providence	AHL	25	0	5	5	9	11	2	4	6	4



ALEXANDER PETROVIC

DEFENSE | Shoots Right | 6-4, 215 | Born 3/3/92 in Edmonton, Alberta

HOW ACQUIRED: Florida's fifth choice (36th overall) in the 2010 NHL Draft

SEASON	TEAM	LEAGUE	GP	G	A	PTS	PIM	GP	G	A	PTS	PIM
2008-09	Red Deer	WHL	66	1	12	13	70	--	--	--	--	--
2009-10	Red Deer	WHL	57	8	19	27	87	4	0	0	0	4
2010-11	Red Deer	WHL	69	7	50	57	140	9	0	6	6	23
2011-12	Red Deer	WHL	68	12	36	48	141	--	--	--	--	--
	San Antonio	AHL	5	0	1	1	0	9	2	4	6	14
2012-13	Florida	NHL	6	0	0	0	25	--	--	--	--	--
	San Antonio	AHL	55	4	13	17	102	--	--	--	--	--
2013-14	Florida	NHL	7	0	1	1	8	--	--	--	--	--
	San Antonio	AHL	43	2	11	13	79	--	--	--	--	--
	NHL Total		13	0	1	1	33	--	--	--	--	--



JONATHAN RACINE

DEFENSE | Shoots Left | 6-2, 202 | Born 5/28/93 in Montreal, Quebec

HOW ACQUIRED: Florida's sixth choice (87th overall) in the 2011 NHL Draft.

SEASON	TEAM	LEAGUE	GP	G	A	PTS	PIM	GP	G	A	PTS	PIM
2009-10	Shawinigan	QMJHL	55	0	4	4	43	6	0	0	0	0
2010-11	Shawinigan	QMJHL	68	2	5	7	86	12	0	1	1	22
2011-12	Shawinigan	QMJHL	61	3	10	13	107	11	1	5	6	22
2012-13	Moncton	QMJHL	61	8	13	21	138	--	--	--	--	--
	San Antonio	AHL	8	0	0	0	4	--	--	--	--	--
2013-14	Florida	NHL	1	0	1	1	8	--	--	--	--	--
	San Antonio	AHL	51	0	0	6	2	--	--	--	--	--
	NHL Total		1	0	0	0	2	--	--	--	--	--



KYLE RAU

CENTER | Shoots Left | 5-8, 173 | Born 10/24/92 in Hoffman Estates, IL

HOW ACQUIRED: Florida's seventh choice (91st overall) in the 2011 NHL Draft.

SEASON	TEAM	LEAGUE	GP	G	A	PTS	PIM	GP	G	A	PTS	PIM
2009-10	Eden Prairie	High-MN	25	38	39	77	12	3	2	2	4	0
2010-11	Team Southwest	UMHSEL	19	16	7	23	14	3	0	0	0	0
	Eden Prairie	High-MN	25	33	36	69	16	6	8	4	12	2
2010-11	Sioux Falls	USHL	11	4	6	10	15	10	7	5	12	4
2011-12	U. of Minnesota	WCHA	40	18	25	43	29	--	--	--	--	--
2012-13	U. of Minnesota	WCHA	40	15	25	40	22	--	--	--	--	--
2013-14	U. of Minnesota	Big-10	41	14	26	40	16	--	--	--	--	--



LOGANSHAW

RIGHT WING | Shoots Right | 6-3, 204 | Born 10/5/92 in Glace Bay, Nova Scotia

HOW ACQUIRED: Florida's fifth choice (76th overall) in the 2011 NHL Draft.

SEASON	TEAM	LEAGUE	GP	G	A	PTS	PIM	GP	G	A	PTS	PIM
2008-09	Cape Breton	QMJHL	49	5	3	8	22	8	0	0	0	0
2009-10	Cape Breton	QMJHL	67	9	15	24	31	5	0	0	0	4
2010-11	Cape Breton	QMJHL	68	26	20	46	37	4	0	1	1	4
2011-12	Cape Breton	QMJHL	37	14	12	26	27	-	-	-	-	-
	Quebec	QMJHL	23	6	9	15	19	11	6	5	11	12
2012-13	Quebec	QMJHL	67	26	42	68	37	14	3	5	8	8
2013-14	San Antonio Rampage	AHL	46	1	7	8	24	-	-	-	-	-
	Cincinnati Cyclones	ECHL	20	8	10	18	8	24	5	1	6	4



SHAYNETAKER

DEFENSE | Shoots Left | 6-4, 208 | Born 2/12/90 in Surrey, BC

HOW ACQUIRED: Signed as Unrestricted Free Agent on May 7, 2014

SEASON	TEAM	LEAGUE	GP	G	A	PTS	PIM	GP	G	A	PTS	PIM
2008-09	Cowichan Valley Capitals	BCHL	25	1	6	7	6	10	0	0	0	2
2009-10	Cowichan Valley Capitals	BCHL	59	6	31	37	44	5	0	1	1	6
2010-11	Notre Dame	CCHA	31	1	8	9	4	-	-	-	-	-
2011-12	Notre Dame	CCHA	40	2	5	7	4	-	-	-	-	-
2012-13	Notre Dame	CCHA	41	1	12	13	20	-	-	-	-	-
2013-14	Notre Dame	H-Eas	40	4	14	18	10	-	-	-	-	-
	San Antonio	AHL	5	0	0	0	0	-	-	-	-	-




VINCENTTROCHECK

CENTER | Shoots Right | 5-11, 180 | Born 7/11/93 in Pittsburgh, Pennsylvania

HOW ACQUIRED: Florida's fourth choice (64th overall) in the 2011 NHL Draft.

SEASON	TEAM	LEAGUE	GP	G	A	PTS	PIM	GP	G	A	PTS	PIM
2009-10	Saginaw	OHL	68	15	28	43	56	6	2	2	4	2
2010-11	Saginaw	OHL	68	26	36	62	60	12	6	5	11	4
2011-12	Saginaw	OHL	65	29	56	85	65	12	5	6	11	10
2012-13	Saginaw	OHL	35	24	26	50	34	-	-	-	-	-
	Plymouth	OHL	28	26	33	59	24	15	10	24	14	8
2013-14	San Antonio	AHL	55	16	26	42	32	-	-	-	-	-
	Florida	NHL	20	5	3	8	6	-	-	-	-	-



MACKENZIEWEEGAR

Defense | Shoots Right | 6-0, 183 | Born 1/7/94 in Ottawa, ON

HOW ACQUIRED: Florida's eighth choice (206th overall) in the 2013 NHL Draft.

SEASON	TEAM	LEAGUE	GP	G	A	PTS	PIM	GP	G	A	PTS	PIM
2011-12	Nepean	CCHL	53	13	37	50	6	18	2	4	6	24
2012-13	Halifax	QMJHL	62	8	36	44	58	17	0	5	5	10
2013-14	Halifax	QMJHL	61	12	47	59	97	16	5	17	22	14



INTHE
SYSTEM





JOEWEGWERTH

FORWARD | Shoots Left | 6-3, 230 | Born 6/16/96 in Brewster, NY

HOW ACQUIRED: Florida's fourth choice (92nd overall) in the 2014 NHL Draft.

SEASON	TEAM	LEAGUE	GP	G	A	PTS	PIM	GP	G	A	PTS	PIM
2012-13	U.S. National Dev	USHL	16	3	1	4	32	-	-	-	-	-
2013-14	U.S. National U-18	USHL	25	2	1	3	78	-	-	-	-	-



GARRETTWILSON

LEFT WING | Shoots Left | 6-3, 218 | Born 3/16/91 in Barrie, Ontario

HOW ACQUIRED: Florida's fourth choice (107th overall) in the 2009 NHL Draft.

SEASON	TEAM	LEAGUE	GP	G	A	PTS	PIM	GP	G	A	PTS	PIM
2007-08	Windsor	OHL	7	1	0	1	2	3	0	0	0	0
2008-09	Owen Sound	OHL	53	17	18	35	44	4	1	3	4	7
2009-10	Owen Sound	OHL	65	36	26	62	80	-	-	-	-	-
2010-11	Owen Sound	OHL	66	40	46	86	114	22	11	10	21	28
2011-12	Cincinnati	ECHL	63	17	18	35	50	-	-	-	-	-
	San Antonio	AHL	11	1	0	1	2	-	-	-	-	-
2012-13	Cincinnati	ECHL	38	19	10	29	56	15	4	1	5	17
	San Antonio	AHL	26	3	2	5	19	-	-	-	-	-
2013-14	San Antonio	AHL	71	14	16	30	58	-	-	-	-	-
	Florida	NHL	3	0	0	0	0	-	-	-	-	-



EDWARDWITTCHOW

DEFENSE | Shoots Left | 6-4, 205 | Born 10/31/92 in Burnsville, Minnesota

HOW ACQUIRED: Florida's ninth choice (154th overall) in the 2011 NHL Draft.

SEASON	TEAM	LEAGUE	GP	G	A	PTS	PIM	GP	G	A	PTS	PIM
2009-10	Burnsville High	High-MN	25	2	5	7	20	2	0	1	1	0
2010-11	Burnsville	High-MN	25	9	14	23	28	3	2	1	3	2
2011-12	Waterloo	USHL	60	5	13	18	74	2	0	4	4	4
2013-13	U. of Wisconsin	WCHA	29	0	3	3	28	-	-	-	-	-
2013-14	U. of Wisconsin	Big-10	37	1	6	7	26	-	-	-	-	-



GREGZANON

DEFENSE | Shoots Left | 5-10, 195 | Born 6/5/80 in Burnaby British Columbia

HOW ACQUIRED: Ottawa's 6th choice (156th overall) in the 2000 NHL Draft.

SEASON	TEAM	LEAGUE	GP	G	A	PTS	PIM	GP	G	A	PTS	PIM
2003-04	Milwaukee	AHL	62	4	12	16	59	22	2	6	8	31
2004-05	Milwaukee	AHL	80	2	17	19	59	7	0	1	1	10
2005-06	Milwaukee	AHL	71	8	27	35	55	21	1	7	8	24
	Nashville	NHL	4	0	2	2	6	-	-	-	-	-
2006-07	Nashville	NHL	66	3	5	8	32	5	0	2	2	2
	Milwaukee	AHL	2	0	2	2	0	-	-	-	-	-



SEASON TEAM	LEAGUE	GP	G	A	PTS	PIM	GP	G	A	PTS	PIM
2007-08 Nashville	NHL	78	0	5	5	24	6	0	2	2	4
2008-09 Nashville	NHL	82	4	7	11	38	--	--	--	--	--
2009-10 Minnesota	NHL	81	2	13	15	36	--	--	--	--	--
2010-11 Minnesota	NHL	82	0	7	7	48	--	--	--	--	--
2011-12 Minnesota	NHL	39	2	4	6	14	--	--	--	--	--
Boston	NHL	17	1	1	2	4	7	0	1	1	0
2012-13 Colorado	NHL	44	0	6	6	28	--	--	--	--	--
2013-14 San Antonio	AHL	24	0	4	4	34	--	--	--	--	--
NHL TOTALS		493	12	50	62	230	18	0	5	5	6

GREGZANON (cont.)



INTHE SYSTEM

ONE UNDER THE SUN





AHL AFFILIATE



San Antonio Rampage

AT&T Center | One AT&T Center Parkway | San Antonio, TX 78219 | (210) 444-5000

Chairman: Peter Holt
President, Business Operations/Governor: Rick Pych
Senior Vice President, Sales & Marketing/Alt. Governor: Frank Miceli
Director of Business Operations: Ryan Snider
Senior Manager of Business Operations: Josh White
Manager of Media Relations and Broadcasting: Dan Weiss
Communications Manager: Danielle Bernstein
Interactive Web Content Coordinator: Chris Wenk
Franchise Marketing Manager: Sam Doerr
Game Operations Coordinator: Aaron Teer
Franchise Service Coordinator: Lauren Schlattner
Franchise Service Representative: Ryann Gonzales
Manager of Ticket Sales: Frank Torres
Corporate Partnership Account Executive: Kayla Schrom
Corporate Partnership Account Executive: Alex Ridolfi
Franchise Ticket Manager: Jason Dawbin
Account Executive: Steven Goldberg
Sales Representatives: Danny Bonaventura, Johnny Glodich, Carl Bennett, Dorrell Henderson, Nick Verzijl

Website www.sarampage.com
 Home Ice AT&T Center
 Dimensions of Rink 197' x 85'
 Seating Capacity 16,151
 Location of Press Box Suite Level
 NHL Affiliate Florida Panthers
 Club Colors Black, Silver and White
 Home Uniforms Base - Black; Trim - Silver, White
 Road Uniforms Base - White; Trim - Black, Silver
 Radio Stations The Ticket 760AM
 Webcasts Neulion and AHL Live

RAMPAGE BUSINESS OPERATION CONTACT

Director of Hockey Business Ryan Snider
 Phone (210) 444-5444
 Fax (210) 444-5699

RAMPAGE CONTACT

Phone (210)-444-5734
 Fax (210)-444-5699

GENERAL INFORMATION

Executive Offices AT&T Center
 One AT&T Center Parkway
 San Antonio, TX 78219
 Telephone/Executive Offices (210) 444-5000
 Fax Number (210) 444-5554
 Telephone/Hotline (210) 444-5699





MINORLEAGUEAFFILIATE



Rick Pych President- Business Operations

Rick Pych is entering his 22nd season with SS&E. He leads the business operations for all four of the franchises, a capacity which includes marketing, corporate partnerships and ticket sales, finance and administration, communications, corporate development, community relations, and facilities management as well as all corporate business and player planning and new initiatives on behalf of the organization and ownership. Pych has over 35 years of financial and business management experience in public accounting, banking, real estate, and sports and entertainment, and was named the Sours' chief financial officer in 1993. He was promoted to executive vice president in 2000, and to president of business operations in 2008. He started a development, financial, and operating study for a new multi-purpose arena in 1995, and was named the chief development officer in 1999 for what would become the AT&T Center. The same year he was named CFO, he managed a successful county referendum that provided public funding to build the AT&T Center, and did so successfully again in 2008 for a second referendum that provided funds for additional improvements to the arena starting in 2013. Pych directed all aspects of the AT&T Center development project - led all negotiations with Bexar County in fi-

nalizing the arena's development and operating agreements; negotiated and arranged adequate credit capacity to provide funding for constructing as well as ongoing franchise funding; oversaw project team in the design and construction of the AT&T Center and saw that it opened on time and on budget in October 2002. He led the organization's efforts to bring hockey to the AT&T Center, and in 2002 negotiated the purchase of the San Antonio Rampage (AHL), then entering into a joint venture and affiliation with the Florida Panthers (NHL). In the summer of 2005, Pych led SS&E's effort to become the sole owner of the Rampage, negotiating a new affiliation with the Phoenix Coyotes (NHL) that was renewed in 2008, and did so again in 2011 to affiliate once again with the Panthers. Pych is a past chairman of the AHL Executive Committee and is the current Board of Governors representative for the Rampage. In 2007, he led the negotiations to purchase an NBA Development League team based in Austin, Texas, which became the Austin Toros. He serves on the Executive Committee and is Vice Chair of the Board of Trustees of VIA Metropolitan Transit, as well as on the Executive Committee and Board of the San Antonio Economic Development Foundation, and the Board of the San Antonio Tax Increment Reinvestment Zone. Pych holds



Tom Rowe Head Coach

Tom Rowe enters his second season as head coach of the San Antonio Rampage, when he became the ninth head coach in the 13-year history of the franchise on Nov. 8, 2013. During the annual Rodeo Road Trip in February, the Rampage pulled off their best trip in club history, going 7-2-0-1 under Rowe's leadership, setting a franchise record 12-game point streak as well as a franchise record six-game win streak on the road. Before coming to the Rampage, Rowe, 58, coached Yaroslavl Lokomotiv of the Kontinental Hockey League, leading the club to a 34-18-0 record and a place in the Conference Quarterfinals during the 2012-13 season. He began his coaching career in the American Hockey League, serving as assistant coach for three seasons (2001-04) with the Lowell Lock Monsters (now the Albany Devils) before being promoted to head coach. During his two years at the helm, Rowe held a 76-64-20 record and brought the team to the second round of the Calder Cup Playoffs in his first season. As the New Jersey Devils switched their affiliation, Rowe took the reins of the Albany River Rats (now the Charlotte Checkers), and owned an 80-66-14 record, seeing first round playoff action both years of his tenure (2006-08). He served as Paul Maurice's assistant coach for three seasons with the Carolina Hurricanes (2008-11), helping lead the team to the Eastern Conference Finals in his first season. The

Lynn, Mass. native was drafted in the third round (37th overall) of the 1976 NHL Entry Draft by the Washington Capitals after playing three seasons with the London Knights of the Ontario Hockey League. The right wing split time between the Capitals, Hartford Whalers, and Detroit Red Wings in his career, and was a part of the inaugural Whalers team during the 1979-80 season. In 357 career NHL games, he posted 85 goals and 100 assists, and became the first American-born player to net 30 goals in a season when he scored 31 for Washington during the 1978-79 season. After retiring at the conclusion of the 1983-84 season, Rowe was a part-time color commentator for Hartford in 1989, becoming the full-time broadcaster in 1990 and staying in that position until the end of the season. He continued to work in Hartford management, being appointed assistant general manager in June of 1991 and remaining there until September 1993, when he made the switch to scouting. Rowe was a professional scout for the Whalers until June 1995. He skated in 112 AHL games between Adirondack, Binghamton, Hershey, Moncton, and Springfield, posting 66 goals and 43 assists in that time. He resides in San Antonio with his wife.



AMERICAN HOCKEY LEAGUE ALIGNMENT

Eastern Conference

Atlantic Division

Providence Bruins Boston Bruins
Worcester Sharks San Jose Sharks
Manchester Monarchs Los Angeles Kings
St. John's IceCaps Winnipeg Jets
Portland Pirates Phoenix Coyotes

Northeast Division

Springfield Falcons Columbus Blue Jackets
Bridgeport Sound Tigers NY Islanders
Hartford Wolfpack NY Rangers
Adirondack Phantoms Philadelphia Flyers
Albany Devils NJ Devils

East Division

Wilkes-Barre/Scranton Penguins Pittsburgh Penguins
Norfolk Admirals Anaheim Ducks
Hershey Bears Washington Capitals
Syracuse Crunch ... Tampa Bay Lightning
Binghamton Senators .. Ottawa Senators

Western Conference

North Division

Lake Erie Monsters . Colorado Avalanche
Rochester Americans Buffalo Sabres
Hamilton Bulldogs Montreal Canadiens
Toronto Marlies Toronto Maple Leafs
Utica Comets Vancouver Canucks

Midwest Division

Chicago Wolves Vancouver Canucks
Milwaukee Admirals Nashville Predators
Grand Rapids Griffins Detroit Red Wings
Rockford IceHogs... Chicago Blackhawks
Iowa Wild Minnesota Wild

West Division

Texas Stars Dallas Stars
Oklahoma City Barons Edmonton Oilers
San Antonio Rampage.. Florida Panthers
Charlotte Checkers . Carolina Hurricanes
Abbotsford Heat Calgary Flames

2013-14 SAN ANTONIO RAMPAGE SCHEDULE

Date Time Opponent

October

10/10/14 7:30 PM Iowa Wild
10/11/14 7:00 PM Oklahoma City Barons
10/17/14 7:30 PM Utica Comets
10/18/14 7:00 PM @ Oklahoma City Barons
10/24/14 7:00 PM @ Utica Comets
10/25/14 7:00 PM @ Hamilton Bulldogs
10/26/14 3:00 PM @ Hamilton Bulldogs
10/29/14 7:00 PM @ Adirondack Phantoms
10/30/14 7:30 PM ... Rockford IceHog

November

11/01/14 7:00 PM .. Rockford IceHogs
11/07/14 7:30 PM Toronto Marlies
11/11/14 10:35 AM @ Oklahoma City Barons
11/14/14 7:30 PM Charlotte Checkers
11/15/14 7:00 PM Charlotte Checkers
11/18/14 10:30 AM Oklahoma City Barons
11/21/14 7:30 PM @ Texas Stars
11/23/14 4:00 PM Texas Stars
11/29/14 7:00 PM Oklahoma City Barons
11/30/14 4:00 PM Iowa Wild

December

12/05/14 7:30 PM Utica Comets
12/07/14 4:00 PM Chicago Wolves
12/09/14 7:00 PM Chicago Wolves
12/11/14 7:00 PM @ Iowa Wild
12/12/14 7:00 PM @ Iowa Wild
12/19/14 7:00 PM @ Charlotte Checkers
12/21/14 1:00 PM @ Charlotte Checkers
12/26/14 7:30 PM Texas Stars
12/27/14 7:00 PM Oklahoma City Barons
12/28/14 5:00 PM @ Texas Stars

January

01/01/15 3:00 PM @ Utica Comets
01/02/15 7:00 PM .. @ Toronto Marlies
01/03/15 3:00 PM .. @ Toronto Marlies
01/06/15 7:00 PM @ Adirondack Phantoms
01/07/15 7:05 PM @ Rochester Americans
01/10/15 7:00 PM Iowa Wild
01/11/15 4:00 PM Toronto Marlies
01/17/15 7:00 PM Rochester Americans
01/20/15 7:00 PM Texas Stars
01/22/15 7:00 PM @ Lake Erie Monsters
01/24/15 7:00 PM @ Lake Erie Monsters
01/29/15 7:30 PM @ Texas Stars

01/30/15 7:30 PM Charlotte Checkers

February

02/03/15 7:30 PM @ Texas Stars
02/05/15 7:00 PM Texas Stars
02/07/15 7:00 PM Oklahoma City Barons
02/10/15 7:30 PM @ Texas Stars
02/13/15 7:00 PM @ Grand Rapids Griffins
02/14/15 7:00 PM @ Grand Rapids Griffins
02/15/15 4:00 PM @ Rockford IceHogs
02/18/15 10:30 AM @ Rockford IceHogs
02/21/15 7:00 PM .. @ Chicago Wolves
02/22/15 3:00 PM .. @ Chicago Wolves
02/27/15 7:00 PM @ Oklahoma City Barons
02/28/15 7:00 PM @ Oklahoma City Barons

March

03/04/15 7:00 PM @ Charlotte Checkers
03/05/15 7:00 PM @ Charlotte Checkers
03/07/15 7:00 PM
03/11/15 7:00 PM Milwaukee Admirals
03/13/15 7:30 PM Lake Erie Monsters
03/14/15 7:00 PM Lake Erie Monsters
03/17/15 7:00 PM Charlotte Checkers
03/20/15 7:00 PM @ Oklahoma City Barons
03/21/15 7:00 PM Hamilton Bulldogs
03/22/15 4:00 PM Hamilton Bulldogs
03/25/15 7:00 PM @ Milwaukee Admirals
03/27/15 7:00 PM @ Iowa Wild
03/28/15 12:30 PM @ Iowa Wild

April

04/04/15 7:00 PM Adirondack Phantoms
04/07/15 7:00 PM @ Oklahoma City Barons
04/10/15 7:30 PM Grand Rapids Griffins
04/11/15 7:00 PM
04/14/15 7:00 PM Texas Stars
04/17/15 7:30 PM Texas Stars
04/18/15 7:00 PM @ Texas Stars

*All Times Are Central Time Zone





ECHL AFFILIATE



Cincinnati Cyclones

US Bank Arena | 100 Broadway St. | Cincinnati, OH 45202
Phone: (513) 421-7825 | Fax: (513) 333-3040

Front Office

Ray Harris	President
Kristin Ropp	Vice President & General Manager
Joe Wallach	Vice President of Operations
Nick Brunker	Director of PR/Broadcasting
Sean Lynn	Director of Marketing & PR
Ian Bolender	Marketing/Programming/New Media Coordinator
Matt Scheer	Marketing & Design
Barb Bastin	Director of Ticketing
Kim Barry	Box Office Manager
Keith Devlin	Director of Facility Operations
Bubba Sheffield	General Manager Aramark
Ron Jeremiah	Merchandising
Sandy Kueffner	Event Staff Coordinator
Karen Hartman	Event and Office Coordinator
Steve Liberatore	Vice President Programming & Business Development
Ian Adkins	Production Manager
Dan Huhn	Director of Accounting

Brett Cox	Payroll & HR
Josh Burdine	Director of Ticket Sales
Sarah Blevins	Account Executive
Daniel Robben	Account Executive
Casey McCracken	Account Executive
Alexis Keane	Account Executive
Brian Wolfer	Account Executive
Margaret Clary	Administrative Receptionist
Jan Poluha	Corporate Sales Administrator

Hockey Operations

Matt Macdonald	Head Coach
Assistant Coach	Cam Keithøe
Bob Case	Athletic Trainer
Chris Burke	Equipment Manager
Dr. Chris Utz	Team Medical Director - UC Health
Brendan McCray	Assistant Equipment Manager



Matt Macdonald Head Coach

Macdonald, a Niagara Falls, Ontario native, makes his Head Coaching debut this season. Since beginning his coaching career in 2012-13, Macdonald has helped contribute to the Cyclones back-to-back Eastern Conference Finals appearances. As a player, he spent parts of three seasons in the Queen City, logging 119 regular season games and 44 points (5 goals, 39 assists). Macdonald also contributed with 14 tallies (5 goals, 9 assists) in 44 Kelly Cup Playoff games and was a member of Cincinnati's first-ever Kelly Cup title in 2008. During that season, he served as an Assistant Captain.

In addition to his ECHL experience, the former defenseman also saw time in the American Hockey League, Central Hockey League, and in Denmark. Collectively, he skated in 385 games

as a professional and collected 133 points (30 goals, 103 assists) with 732 career penalty minutes. While playing in Denmark during the 2010-11 campaign, he helped his team capture a Bronze Medal and was a Danish Cup Champion. Prior to going pro, Macdonald was a four-year letter winner at St. Lawrence University, where he amassed 30 points (14 goals, 16 assists) and 131 penalty minutes in 118 career collegiate games.

Macdonald resides in Cincinnati with his wife, Erin, and their one-year-old daughter, Hazel.

INTHE
SYSTEM



ECHL LEAGUE ALIGNMENT

Eastern Conference

North Division

Cincinnati Cyclones/Florida Panthers/Nashville Predators
Kalamazoo Wings.....Vancouver Canucks
Toledo Walleye/Detroit Red Wings/Chicago Blackhawks
Evansville IceMen.....Columbus Blue Jackets
Fort Wayne Komets.....Independent

South Division

Florida Everblades/Tampa Bay Lightning/Carolina Hurricanes
Orlando Solar Bears/Minnesota Wild/Toronto Maple Leafs
Greenville Road Warriors/NY Rangers/Philadelphia Flyers
Gwinnett Gladiators.....Phoenix Coyotes
South Carolina Stingrays.....Boston Bruins

Atlantic Division

Elmira Jackals.....Ottawa Senators
Reading Royals.....Washington Capitals
Wheeling Nailers/Montreal Canadiens/Pittsburgh Penguins

Western Conference

Mountain Division

Alaska Aces.....Calgary Flames
Idaho Steelheads.....Dallas Stars
Utah Grizzlies.....Anaheim Ducks
Colorado Eagles.....Independent

Pacific Division

Bakersfield Condors.....Edmonton Oilers
Las Vegas Wranglers.....Independent
Ontario Reign/Los Angeles Kings/Winnipeg Jets
Stockton Thunder.....New York Islanders
San Francisco Bulls.....San Jose Sharks

2013-14 CYCLONES SCHEDULE

Day	Date	Opponent	Time	Day	Date	Opponent	Time
Saturday	October 18	at Toledo	7:15pm	Saturday	January 24	KALAMAZOO	7:30pm
Saturday	October 25	KALAMAZOO	7:30pm	Wednesday	January 28	ELMIRA	7:30pm
Friday	October 31	at Elmira	7:05pm	Friday	January 30	at Toledo	7:15pm
Saturday	November 1	at Elmira	7:05pm	Saturday	January 31	READING	7:30pm
Friday	November 7	INDIANAPOLIS	7:30pm	Wednesday	February 4	KALAMAZOO	7:30pm
Saturday	November 8	WHEELING	7:30pm	Friday	February 6	at Elmira	7:05pm
Sunday	November 9	at Toledo	5:15pm	Saturday	February 7	at Wheeling	8:05pm
Thursday	November 13	ORLANDO	7:30pm	Wednesday	February 11	READING	7:30pm
Saturday	November 15	FT. WAYNE	7:30pm	Friday	February 13	INDIANAPOLIS	7:30pm
Tuesday	November 18	ORLANDO	10:30am	Saturday	February 14	at Indianapolis	7:35pm
Friday	November 21	EVANSVILLE	7:30pm	Sunday	February 15	TOLEDO	4:05pm
Wednesday	November 26	EVANSVILLE	7:30pm	Wednesday	February 18	EVANSVILLE	7:30pm
Friday	November 28	at Indianapolis	7:35pm	Friday	February 20	at Toledo	7:15pm
Saturday	November 29	at Indianapolis	7:35pm	Saturday	February 21	READING	7:30pm
Wednesday	December 3	UTAH	7:30pm	Friday	February 27	EVANSVILLE	7:30pm
Friday	December 5	FT. WAYNE	7:30pm	Saturday	February 28	at Evansville	8:15pm
Saturday	December 6	KALAMAZOO	7:30pm	Tuesday	March 3	at Orlando	7:30pm
Tuesday	December 9	at S. Carolina	7:05pm	Wednesday	March 4	at Florida	7:30pm
Thursday	December 11	at Greenville	7:00pm	Thursday	March 5	at Orlando	7:30pm
Saturday	December 13	at Gwinnett	7:05pm	Saturday	March 7	at Orlando	7:00pm
Wednesday	December 17	GREENVILLE	7:30pm	Friday	March 13	ORLANDO	7:30pm
Friday	December 19	ELMIRA	7:30pm	Saturday	March 14	FT. WAYNE	7:30pm
Saturday	December 20	ELMIRA	7:30pm	Sunday	March 15	at Ft. Wayne	5:00pm
Friday	December 26	at Indianapolis	7:35pm	Thursday	March 19	at Greenville	7:00pm
Saturday	December 27	at Indianapolis	7:35pm	Friday	March 20	at Greenville	7:00pm
Wednesday	December 31	at Kalamazoo	7:00pm	Saturday	March 21	at S. Carolina	7:05pm
Friday	January 2	at Kalamazoo	7:30pm	Wednesday	March 25	S. CAROLINA	7:30pm
Saturday	January 3	WHEELING	7:30pm	Friday	March 27	EVANSVILLE	7:30pm
Tuesday	January 6	KALAMAZOO	7:30pm	Saturday	March 28	FT. WAYNE	7:30pm
Friday	January 9	at Indianapolis	7:35pm	Sunday	March 29	at Wheeling	4:05pm
Saturday	January 10	at Kalamazoo	7:30pm	Tuesday	March 31	TOLEDO	7:30pm
Wednesday	January 14	EVANSVILLE	7:30pm	Friday	April 3	INDIANAPOLIS	7:30pm
Friday	January 16	at Kalamazoo	7:30pm	Saturday	April 4	EVANSVILLE	7:30pm
Saturday	January 17	at Evansville	8:15pm	Wednesday	April 8	at Fort Wayne	7:30pm
Monday	January 19	at Evansville	8:15pm	Friday	April 10	at Toledo	7:15pm
Friday	January 23	EVANSVILLE	7:30pm	Saturday	April 11	at Fort Wayne	7:30pm





FLORIDA PANTHERS DRAFT HISTORY

1993 NHL Expansion Draft

June 24, 1993, Le Colisee, Quebec, Canada

PLAYER	POSITION	ROUND	OVERALL PICK	DRAFTED FROM
John Vanbiesbrouck.....	G.....	1.....	1.....	Vancouver
Mark Fitzpatrick.....	G.....	2.....	4.....	Quebec
*Daren Puppa.....	G.....	3.....	5.....	Toronto
Milan Tichy.....	D.....	4.....	7.....	Chicago
Paul Laus.....	D.....	5.....	10.....	Pittsburgh
Joe Cirella.....	D.....	6.....	12.....	NY Rangers
Alexander Godynnyuk.....	D.....	7.....	13.....	Calgary
Gord Murphy.....	D.....	8.....	15.....	Dallas
Steve Bancroft.....	D.....	9.....	18.....	Winnipeg
Stephane Richer.....	D.....	10.....	20.....	Boston
Gord Hynes.....	D.....	11.....	21.....	Philadelphia
Tom Fitzgerald.....	C/RW.....	12.....	24.....	NY Islanders
Jesse Belanger.....	C.....	13.....	25.....	Montreal
Scott Levins.....	C.....	14.....	27.....	Winnipeg
Scott Mellanby.....	RW.....	15.....	30.....	Edmonton
Brian Skrudland.....	C.....	16.....	32.....	Calgary
Mike Hough.....	LW.....	17.....	33.....	Washington
Dave Lowry.....	LW.....	18.....	35.....	St. Louis
Bill Lindsay.....	LW.....	19.....	38.....	Quebec
Andrei Lomakin.....	RW.....	20.....	40.....	Philadelphia
Randy Gilhen.....	C.....	21.....	41.....	Tampa Bay
Doug Barrault.....	LW.....	22.....	43.....	Dallas
Marc Labelle.....	LW.....	23.....	46.....	Ottawa
Pete Stauber.....	LW.....	24.....	48.....	Detroit

*Drafted by Tampa Bay in Phase 2 of the Expansion Draft, June 25, 1993.

1993 NHL Entry Draft

June 26, 1993, Le Colisee, Quebec, Canada

Player.....	PS.....	RD.....	OVERALL PICK.....	'92-93 CLUB
Rob Niedermayer.....	C.....	1.....	5.....	Medicine Hat
Kevin Weekes.....	G.....	2.....	41.....	Owen Sound
Chris Armstrong.....	D.....	3.....	57.....	Moose Jaw
Mikael Tjallden.....	D.....	3.....	67.....	MoDo Jr.
Steve Washburn.....	C.....	3.....	78.....	Ottawa
Bill McCauley.....	C.....	4.....	83.....	Detroit
Todd MacDonald.....	G.....	5.....	109.....	Tacoma
Alain Nasreddine.....	D.....	6.....	135.....	Drummondville
Trevor Doyle D.....	7.....	161.....	Kingston	
Briane Thompson.....	D.....	8.....	187.....	S.S. Marie
Chad Cabana.....	LW.....	9.....	213.....	Tri-City
John Demarco.....	D.....	10.....	239.....	Arch. Williams
Eric Montreuil.....	C.....	11.....	265.....	Chicoutimi
Supplemental Draft				
Chris Imes.....	D.....	1.....	4.....	U. Maine

1995 NHL Entry Draft

July 8, 1995, Northlands Coliseum, Edmonton, Alberta

PLAYER	PS.	RD.	OVERALL PICK	'94-95 CLUB
Radek Dvorak.....	RW.....	1.....	10.....	Budejovice
Aaron MacDonald.....	G.....	2.....	36.....	Swift Current
Mike O'Grady.....	D.....	3.....	62.....	Saskatoon/
	Lethbridge			
Dave Duerden.....	LW.....	4.....	80.....	Peterborough
Daniel Tjernqvist.....	D.....	4.....	88.....	Rogle/Angelholm
Francois Cloutier.....	LW.....	5.....	144.....	Hull
Peter Worrell.....	LW.....	7.....	166.....	Hull
Filip Kuba.....	D.....	8.....	192.....	Vitkovice
David Lemanowicz.....	G.....	9.....	218.....	Spokane

1994 NHL Entry Draft

June 28-29, 1994, Hartford Civic Center, Hartford, CT

PLAYER	PS.	RD.	OVERALL PICK	'93-94 CLUB
Ed Jovanovski.....	D.....	1.....	1.....	Windsor
Rhett Warrenner.....	D.....	2.....	27.....	Saskatoon
Jason Podollan.....	C.....	2.....	31.....	Spokane
Ryan Johnson.....	C.....	2.....	36.....	Thunder Bay Jr. A
David Nemirovsky.....	RW.....	4.....	84.....	Ottawa
David Geris.....	D.....	5.....	105.....	Windsor
Matt O'Dette.....	D.....	7.....	157.....	Kitchener
Jason Boudrias.....	C.....	8.....	183.....	Laval
Tero Lehtera.....	LW.....	10.....	235.....	Espoo
Per Gustafsson.....	D.....	11.....	261.....	HV 71
SUPPLEMENTAL DRAFT				
Sean McCann.....	D.....	1.....	1.....	Harvard

1996 NHL Entry Draft

June 22, 1996, Kiel Center, St. Louis, MO

PLAYER	PS.	RD.	OVERALL PICK	'95-96 CLUB
Marcus Nilson.....	C.....	1.....	20.....	Djurgarden
Chris Allen.....	D.....	3.....	60.....	Kingston
Oleg Kvasha.....	RW.....	3.....	65.....	CSKA Moscow
Joey Tetarenko.....	D.....	4.....	82.....	Portland
Andrew Long.....	RW.....	5.....	129.....	Guelph
Gaetan Poirier.....	LW.....	6.....	156.....	Merrimack
Alexandre Couture.....	D.....	7.....	183.....	Victoriaville
Denis Khloptonov.....	G.....	8.....	209.....	CSKA Moscow
Russell Smith.....	D.....	9.....	235.....	Hull





FLORIDA PANTHERS DRAFT HISTORY

1997 NHL Entry Draft

June 21, 1997, Civic Arena, Pittsburgh, Pa.

PLAYER	PS.	RD.	OVERALL PICK	'96-97 CLUB
Mike Brown	C	1	20	Red Deer
Kristian Huselius	LW	2	47	Farjestad/Vratislav
Cech	D	3	56	Kitchener
Nick Smith	C	3	74	Barrie
Ivan Novoseltsev	RW	4	95	Krylja Sovetov
Pat Parthenais	D	5	127	Detroit
Keith Delaney	C	6	155	Barrie
Tyler Palmer	D	7	183	Lake Superior
Doug Schueller	D	8	211	Twin Cities
Benoit Cote	C	9	237	Shawinigan

2001 NHL Entry Draft

June 23-24, 2001, National Car Rental Center, Sunrise, Fla.

PLAYER	PS.	RD.	OVERALL PICK	'00-01 CLUB
Stephen Weiss	C	1	4	Plymouth
Lukas Krajicek	D	1	24	Peterborough
Greg Watson	C	2	34	Prince Albert
Tomas Malec	D	3	64	Rimouski
Grant McNeill	D	3	68	Prince Albert
Michael Woodford	RW	4	117	Cushing Academy
Billy Thompson	G	5	136	Prince George
Dustin Johnner	C	6	169	Seattle
Toni Koivisto	LW	7	200	Lukko Rauma Jr.
Kyle Bruce	RW	8	231	Prince Albert
Jan Blancar	D	9	263	Dukla Trencin Jr.
Ivan Majesky	D	9	267	Ilves Tampere

1998 NHL Entry Draft

June 27, 1998, Marine Midland Arena, Buffalo, NY

PLAYER	PS.	RD.	OVERALL PICK	'97-98 CLUB
Kyle Rossiter	D	2	30	Spokane
Joe DiPenta	D	3	61	Boston Univ.
Lance Ward	D	3	63	Red Deer
Ryan Jardine	LW	4	89	Sault Ste. Marie
Jaroslav Spacek	D	5	117	Farjestad
Chris Ovington	D	6	148	Red Deer
B.J. Ketcheson	D	7	176	Peterborough
Ian Jacobs	RW	8	203	Ottawa
Adrian Wichser	C	9	231	Kloten

2002 NHL Entry Draft

June 22-23, 2002, Air Canada Centre, Toronto, Ontario

PLAYER	PS.	RD.	OVERALL PICK	'01-02 CLUB
Jay Bouwmeester	D	1	3	Medicine Hat
Petr Taticcek	C	1	9	Sault Ste. Marie
Rob Globke	C	2	40	Notre Dame
Gregory Campbell	LW	3	67	Plymouth
Topi Jaakola	D	5	134	Karpat
Vince Bellissimo	C	5	158	Topeka
Jeremy Swanson	D	6	169	Barrie
Mikael Vuorio	G	6	196	Lukko Rauma
Denis Yachmenev	LW	7	200	North Bay
Peter Hafner	D	8	232	Taft H.S.

1999 NHL Entry Draft

June 26, 1999, FleetCenter, Boston, Mass.

PLAYER	PS.	RD.	OVERALL PICK	'98-99 CLUB
Denis Shvidki	RW	1	12	Barrie
Alexander Auld	G	2	40	North Bay
Niklas Hagman	LW	3	70	IFK, Jr.
Jean-Francois Laniel	G	3	80	Shawinigan
Morgan McCormick	RW	4	103	Kingston
Rod Sarich	D	4	109	Calgary
Brad Woods	D	6	169	Brampton
Travis Eagles	RW	7	198	Prince George
Jonathon Charron	G	8	227	Val Dor

2003 NHL Entry Draft

June 21-22, 2003, Gaylord Entertainment Center, Nashville, Tenn.

PLAYER	PS.	RD.	OVERALL PICK	'02-03 CLUB
Nathan Horton	C	1	3	Oshawa
Anthony Stewart	RW	1	25	Kingston
Kamil Kreps	C	2	38	Brampton
Stefan Meyer	LW	2	55	Medicine Hat
Martin Lojek	D	4	105	Brampton
James Pemberton	D	4	124	Providence Coll.
Dan Travis	RW	5	141	Deerfield Academy
Martin Tuma	D	5	162	Litvinov Jr.
Denis Stasyuk	C	6	171	Novokuznetsk
Dany Roussin	C	7	223	Rimouski
Petr Kadlec	D	8	234	Slavia
John Hecimovic	RW	9	264	Sarnia
Tanner Glass	LW	9	265	Nanaimo

2000 NHL Entry Draft

June 24-25, 2000, Saddledome, Calgary, Alberta

PLAYER	PS.	RD.	OVERALL PICK	'99-00 CLUB
Vladimir Sapozhnikov	D	2	58	Novokuznetsk
Rob Fried	RW	3	77	Deerfield Academy
Sean O'Connor	RW	3	82	Moose Jaw
Chris Eade	D	4	115	North Bay
Davis Parley	G	4	120	Kamloops
Josh Olson	LW	6	190	Omaha
Janis Sprukts	C	8	234	Lukku Rauma Jr.
Matt Sommerfeld	LW	8	253	Swift Current

2004 NHL Entry Draft

June 26-27, 2004, RBC Center, Raleigh, NC

PLAYER	PS.	RD.	OVERALL PICK	'03-04 CLUB
Rostislav Olesz	C	1	7	Vitkovice
David Shantz	G	2	37	Mississauga
David Booth	LW	3	53	Michigan State
Evan Schafer	D	4	10	Prince Albert
Bret Nasby	D	5	152	Oshawa
Spencer Dillon	D	6	257	Salmon Arm
Luke Beaverson	D	7	283	Green Bay





FLORIDA PANTHERS DRAFT HISTORY

2005 NHL Entry Draft

July 30, 2005, Westin Hotel, Ottawa, Canada

PLAYER	PS.	RD.	OVERALL PICK	'04-05 CLUB
Kenndal McArdle	LW	1	20	Moose Jaw
Tyler Plante	G	2	32	Brandon
Dan Collins	RW	3	90	Plymouth
Olivier Legault	D	4	93	Lewiston
Matt Duffy	D	4	104	New Hampshire
Brian Foster	G	5	161	New Hampshire
Roman Derlyuk	D	6	164	Sparta
Zach Bearson	RW	7	224	Waterloo

2006 NHL Entry Draft

June 24-25, 2006, GM Place, Vancouver, British Columbia

PLAYER	PS.	RD.	OVERALL PICK	'05-06 CLUB
Michael Frolik	C/W	1	10	HC Kladno
Brady Calla	RW	3	73	Everett
Michael Caruso	D	4	103	Guelph
Derrick LaPoint	D	4	116	Eau Claire North
Peter Aston	D	6	155	Windsor
Marc Cheverie	G	7	193	Nanaimo

2007 NHL Entry Draft

June 22-23, 2007, Nationwide Arena, Columbus, Ohio

PLAYER	PS.	RD.	OVERALL PICK	'06-07 CLUB
Keaton Ellerby	D	1	10	Kamloops
Michal Repik	RW	2	40	Vancouver
Evgeni Dadonov	RW	3	71	Chelyabinsk
Matt Rust	C	4	101	USA U-18
John Lee	D	5	131	Waterloo
Corey Syvret	D	6	181	Guelph
Ryan Watson	LW	7	191	Cambridge
Sergei Gayduchenko	G	7	202	Yaroslavl

2008 NHL Entry Draft

June 20-21, 2008, Scotiabank Place, Ottawa, Ontario

PLAYER	PS.	RD.	OVERALL PICK	'07-08 CLUB
Jacob Markstrom	G	2	31	Brynäs
Colby Robak	D	2	46	Brandon
Adam Comrie	D	3	80	Saginaw
A.J. Jenks	LW	4	100	Plymouth
Matt Bartkowski	D	7	190	Lincoln

2009 NHL Entry Draft

June 26-27, 2009, Bell Centre, Montreal, Quebec

PLAYER	PS.	RD.	OVERALL PICK	'08-09 CLUB
Dmitry Kulikov	D	1	14	Drummondville
Drew Shore	C	2	44	USA U-18
Josh Birkholz	RW	3	67	Fargo
Garrett Wilson	LW	4	107	Owen Sound
Corban Knight	C	5	135	Okotoks
Wade Megan	C	5	138	S. Kent School
Scott Timmins	C	6	165	Windsor

2010 NHL Entry Draft

June 25-26, 2010, Staples Center, Los Angeles, California

PLAYER	PS.	RD.	OVERALL PICK	'09-10 CLUB
Erik Gudbranson	D	1	3	Kingston
Nick Bjugstad	C	1	19	Blaine
Quinton Howden	C	1	25	Moose Jaw
John McFarland	LW	2	33	Sudbury
Alexander Petrovic	D	2	36	Red Deer
Connor Brickley	C	2	50	Des Moines
Joe Basaraba	RW	3	69	Shattuck St. Mary's
Sam Brittain	G	4	92	Canmore
Benjamin Gallacher	D	4	93	Camrose
Joonas Donskoi	RW	4	99	Karpat Jr.
Zach Hyman	C	5	123	Hamilton
Corey Durocher	LW	6	153	Kingston
R.J. Boyd	D	7	183	Cushing Academy

2011 NHL Entry Draft

June 24-25, 2011, Xcel Energy Center, St. Paul, Minnesota

PLAYER	PS.	RD.	OVERALL PICK	'10-11 CLUB
Jonathan Huberdeau	C	1	3	Saint John
Rocco Grimaldi	C	2	33	US NTDP
Rasmus Bengtsson	D	2	59	Rogle BK
Vincent Trocheck	C	3	64	Saginaw
Logan Shaw	RW	3	76	Cape Breton
Jonathan Racine	D	3	87	Shawinigan
Kyle Rau	C	3	91	Eden Prairie
Yaroslav Kosov	F	5	124	Magnitogorsk 2
Edward Wittchow	D	6	154	Burnsville
Iiro Pakarinen	RW	7	184	KalPa

2012 NHL Entry Draft

June 22-23, 2012, Consol Energy Center, Pittsburgh, Pennsylvania

PLAYER	PS.	RD.	OVERALL PICK	'11-12 CLUB
Michael Matheson	D	1	23	Dubuque
Steven Hodges	C	3	84	Victoria
Alexander Delnov	LW	4	114	Mytitschi
Francis Beauvillier	C/LW	6	174	Rimouski
Jonatan Nielsen	D	7	194	Linköpings

2013 NHL Entry Draft

June 30, 2013, Prudential Center, Newark, New Jersey

PLAYER	PS.	RD.	OVERALL PICK	'11-12 CLUB
Aleksander Barkov	C	1	2	Tappara
Ian McCoshen	D	2	31	Waterloo
Evan Cowley	G	4	92	Wichita Falls
Michael Downing	D	4	97	Dubuque
Matt Buckles	C	4	98	St. Michaels
Chris Clapperton	LW	5	122	Blainville-Boisbriand
Joshua Brown	D	6	152	Oshawa
MacKenzie Weegar	D	7	206	Halifax





FLORIDA PANTHERS DRAFT HISTORY

2014 NHL Entry Draft

PLAYER	OVERALL '13-'14 PS.....RD.....PICK.....CLUB
Aaron Ekblad	D.....1.....1.....Barrie
Jayce Hawryluk	RW.....2.....32.....Brandon
Juho Lammiko	RW.....3.....65.....Assat
Joe Wegwerth	RW.....4.....92.....USA U-18
Miguel Fidler	LW.....6.....143.....Edina High
Hugo Fagerblom	G.....7.....182.....Frolunda

COLLEGE PROSPECTS

Player	POS	TEAM	HT	WT	DOB	POB
Joe Basaraba	RW	Minn-Duluth (WCHA)	6-3	200	May 2, 1992	Fort Frances, ON
R.J. Boyd	D	Michigan St. (BIG10)	6-2	206	February 7, 1991	Sarasota, FL
Matt Buckles	C	Cornell (ECAC)	6-2	220	May 5, 1995	Toronto, ON
Evan Cowley	G	Denver (WCHA)	6-4	185	July 31, 1995	Evergreen, CO
Michael Downing	D	Michigan (BIG10)	6-3	202	May 19, 1995	Canton, MI
Miguel Fidler	LW	Ohio State (BIG10)	6-0	186	March 17, 1996	Edina, MN
Benjamin Gallacher	D	UMASS (ECAC)	5-11	185	September 11, 1992	Calgary, AB
Zach Hyman	C	Michigan (BIG10)	6-1	205	June 9, 1992	Toronto, ON
Michael Matheson	D	Boston College (H-East)	6-2	194	February 27, 1994	Pointe-Claire, QC
Ian McCoshen	D	Boston College (H-East)	6-3	218	August 5, 1995	Hudson, WI
Kyle Rau	C	Minnesota (BIG10)	5-8	173	October 24, 1992	Hoffman Estates, IL
Joe Wegwerth	RW	Notre Dame (H-East)	6-3	230	June 16, 1996	Burnsville, MN
Eddie Wittchow	D	Wisconsin (BIG10)	6-4	215	October 31, 1992	Burnsville, MN

JUNIOR PROSPECTS

Player	POS	TEAM	HT	WT	DOB	POB
Josh Brown	D	Oshawa (OHL)	6-4	215	January 21, 1994	London, ON
Chris Clapperton	LW	Blainville (QMJHL)	5-10	186	February 22, 1994	Cap Esprit, PQ
Aaron Ekblad	D	Barrie (OHL)	6-4	216	February 7, 1996	Windsor, ON
Jayce Hawryluk	C	Brandon (WHL)	5-10	190	January 1, 1996	Yorkton, SK
Juho Lammikko	RW	Kingston (OHL)	6-3	189	January 29, 1996	Noormarkku, Finland

EUROPEAN PROSPECTS

Player	POS	TEAM	HT	WT	DOB	POB
Alexander Delnov	LW	Yugra (KHL)	6-0	189	January 14, 1994	Moscow, Russia
Roman Derlyuk	D	Moskva (KHL)	6-3	198	October 27, 1986	Yaroslavl, Russia
Hugo Fagerblom	G	Frolunda J20 (SuperElit)	6-6	202	January 9, 1996	Boras, Sweden
Sergei Gayduchenko	G	Sibir (KHL)	6-5	222	June 6, 1989	Yaroslavl, Russia
Yaroslav Kosov	LW	Metallurg (KHL)	6-3	220	July 5, 1994	Magnitogorsk, Russia
Michal Repik	RW	Lahti (SM-Liiga)	5-10	180	December 31, 1998	Vlasim, Czech Republic
Denis Stasyuk	C	Saryarka (VHL)	6-3	181	September 2, 1985	Novokuznetsk, Russia
Denis Yachmenev	LW	Tyumen (VHL)	6-0	198	June 4, 1984	Chelyabinsk, Russia





FLORIDA PANTHERS DRAFT HISTORY

2014 NHL Entry Draft



INTHE
SYSTEM

REGULAR SEASON REVIEW



REGULAR SEASON REVIEW





2013-14 NHL STANDINGS/STATISTICS

TEAM STANDINGS

EASTERN CONFERENCE

ATLANTIC DIVISION

	GP	W	L	OT	GF	GA	PTS
BOSTON (1)	82	54	19	9	261	177	117
TAMPA BAY (3)	82	46	27	9	240	215	101
MONTREAL (4)	82	46	28	8	215	204	100
DETROIT (8)	82	39	28	15	222	230	93
OTTAWA (11)	82	37	31	14	236	265	88
TORONTO (12)	82	38	36	8	231	256	84
FLORIDA (15)	82	29	45	8	196	268	66
BUFFALO (16)	82	21	51	10	157	248	52

METROPOLITAN DIVISION

	GP	W	L	OT	GF	GA	PTS
PITTSBURGH (2)	82	51	24	7	249	207	109
NY RANGERS (5)	82	45	31	6	218	193	96
PHILADELPHIA (6)	82	42	30	10	236	235	94
COLUMBUS (7)	82	43	32	7	231	216	93
WASHINGTON (9)	82	38	30	14	235	240	90
NEW JERSEY (10)	82	35	29	18	197	208	88
CAROLINA (13)	82	36	35	11	207	230	83
NY ISLANDERS (14)	82	34	37	11	225	267	79

WESTERN CONFERENCE

CENTRAL DIVISION

	GP	W	L	OT	GF	GA	PTS
COLORADO (2)	82	52	22	8	250	220	112
ST. LOUIS (3)	82	52	23	7	248	191	111
CHICAGO (5)	82	46	21	15	267	220	107
MINNESOTA (7)	82	43	27	12	207	206	98
DALLAS (8)	82	40	31	11	235	228	91
NASHVILLE (10)	82	38	32	12	216	242	88
WINNIPEG (11)	82	37	35	10	227	237	84

PACIFIC DIVISION

	GP	W	L	OT	GF	GA	PTS
ANAHEIM (1)	82	54	20	8	266	209	116
SAN JOSE (4)	82	51	22	9	249	200	111
LOS ANGELES (6)	82	46	28	8	206	174	100
PHOENIX (9)	82	37	30	15	216	231	89
VANCOUVER (12)	82	36	35	11	196	223	83
CALGARY (13)	82	35	40	7	209	241	77
EDMONTON (14)	82	29	44	9	203	270	67

ROOKIE SCORING LEADERS

PLAYER	TEAM	GP	G	A	PTS	+/-	PIM	PP	SH	GW	S	PCTG
NATHAN MACKINNON	COLORADO	82	24	39	63	20	26	8	0	5	241	10.0
ONDREJ PALAT	TAMPA BAY	81	23	36	59	32	20	3	2	3	165	13.9
TYLER JOHNSON	TAMPA BAY	82	24	26	50	23	26	5	5	4	181	13.3
TOREY KRUG	BOSTON	79	14	26	40	18	28	6	0	2	183	7.7
NICK BJUGSTAD	FLORIDA	76	16	22	38	14-	16	0	1	4	185	8.6
CHRIS KREIDER	NY RANGERS	66	17	20	37	14	72	6	0	0	136	12.5
ALEX CHIASSON	DALLAS	79	13	22	35	21-	38	6	0	4	144	9.0
SEAN MONAHAN	CALGARY	75	22	12	34	20-	8	3	0	2	140	15.7
VALERI NICHUSHKIN	DALLAS	79	14	20	34	20	8	2	0	2	128	10.9
MARK SCHEIFELE	WINNIPEG	63	13	21	34	9	14	1	0	2	100	13.0
HAMPUS LINDHOLM	ANAHEIM	78	6	24	30	29	36	1	0	1	116	5.2
BOONE JENNER	COLUMBUS	72	16	13	29	6	45	4	0	5	127	12.6
TYLER TOFFOLI	LOS ANGELES	62	12	17	29	21	10	1	0	5	124	9.7
PATRICK MAROON	ANAHEIM	62	11	18	29	11	101	1	0	3	93	11.8
JACOB TROUBA	WINNIPEG	65	10	19	29	4	43	0	1	1	121	8.3
OLLI MAATTA	PITTSBURGH	78	9	20	29	8	14	3	1	1	119	7.6
ERIC GELINAS	NEW JERSEY	60	7	22	29	3-	22	5	0	2	124	5.6
JOE COLBORNE	CALGARY	80	10	18	28	17-	34	1	0	1	80	12.5
MORGAN RIELLY	TORONTO	73	2	25	27	13-	12	1	0	0	96	2.1
BROCK NELSON	NY ISLANDERS	72	14	12	26	10-	12	3	0	1	132	10.6
TOMAS HERTL	SAN JOSE	37	15	10	25	11	4	3	0	3	98	15.3
BRANDON PIRRI	CHI-FLA	49	13	12	25	6	8	3	0	0	80	16.3
SETH JONES	NASHVILLE	77	6	19	25	23-	24	2	0	2	100	6.0

INDIVIDUAL SCORING LEADERS

-- GOAL SCORING --

-- ASSISTS --

NAME	TEAM	GP	G	NAME	TEAM	GP	A
ALEX OVECHKIN	WASHINGTON	78	51	SIDNEY CROSBY	PITTSBURGH	80	68
COREY PERRY	ANAHEIM	81	43	JOE THORNTON	SAN JOSE	82	65
JOE PAVELSKI	SAN JOSE	82	41	NICKLAS BACKSTROM	WASHINGTON	82	61
MAX PACIORETTY	MONTREAL	73	39	CLAUDE GIROUX	PHILADELPHIA	82	58
TYLER SEGUIN	DALLAS	80	37	RYAN GETZLAF	ANAHEIM	77	56
PHIL KESSEL	TORONTO	82	37	DUNCAN KEITH	CHICAGO	79	55
SIDNEY CROSBY	PITTSBURGH	80	36	ERIK KARLSSON	OTTAWA	82	54
CHRIS KUNITZ	PITTSBURGH	78	35	TAYLOR HALL	EDMONTON	75	53
JAMIE BENN	DALLAS	81	34	DAVID KREJCI	BOSTON	80	50
PATRICK SHARP	CHICAGO	82	34	EVGENI MALKIN	PITTSBURGH	60	49
ALEXANDER STEEN	ST. LOUIS	68	33	MATT DUCHENE	COLORADO	71	47
JEFF SKINNER	CAROLINA	71	33	TYLER SEGUIN	DALLAS	80	47
PATRICK MARLEAU	SAN JOSE	82	33	JAMIE BENN	DALLAS	81	45
RYAN JOHANSEN	COLUMBUS	82	33	KEITH YANDLE	PHOENIX	82	45
RYAN GETZLAF	ANAHEIM	77	31	JAMES WISNIEWSKI	COLUMBUS	75	44
				PATRICK SHARP	CHICAGO	82	44





2013-14 NHL STATISTICAL LEADERS

DEFENSEMEN/SCORING LEADERS

PLAYER	TEAM	GP	G	A	PTS	+/-	PIM	PP	SH	GW	S	PCTG
ERIK KARLSSON	OTTAWA	82	20	54	74	15-	36	5	0	1	257	7.8
DUNCAN KEITH	CHICAGO	79	6	55	61	22	28	3	0	3	198	3.0
SHEA WEBER	NASHVILLE	79	23	33	56	2-	52	12	0	4	195	11.8
DUSTIN BYFUGLIEN	WINNIPEG	78	20	36	56	20-	86	8	0	1	256	7.8
VICTOR HEDMAN	TAMPA BAY	75	13	42	55	5	53	3	0	2	170	7.6
P.K. SUBBAN	MONTREAL	82	10	43	53	4-	81	4	0	1	204	4.9
KEITH YANDLE	PHOENIX	82	8	45	53	23-	63	3	0	2	241	3.3
ALEX PIETRANGELO	ST. LOUIS	81	8	43	51	20	32	2	0	1	164	4.9
JAMES WISNIEWSKI	COLUMBUS	75	7	44	51	0	61	3	0	1	166	4.2
NIKLAS KRONWALL	DETROIT	79	8	41	49	0	44	5	0	0	110	7.3
MARK GIORDANO	CALGARY	64	14	33	47	12	63	7	0	2	180	7.8
MATT NISKANEN	PITTSBURGH	81	10	36	46	33	51	3	0	6	162	6.2
KEVIN SHATTENKIRK	ST. LOUIS	81	10	35	45	1	38	7	0	5	188	5.3
OLIVER EKMAN-LARSS	PHOENIX	80	15	29	44	4-	50	8	0	6	199	7.5
ANDREJ SEKERA	CAROLINA	74	11	33	44	4	20	4	1	1	142	7.7
MARK STREIT	PHILADELPHIA	82	10	34	44	3	44	4	0	2	121	8.3
RYAN MCDONAGH	NY RANGERS	77	14	29	43	11	36	2	3	4	177	7.9
RYAN SUTER	MINNESOTA	82	8	35	43	15	34	3	0	0	150	5.3
ANDREI MARKOV	MONTREAL	81	7	36	43	12	34	2	1	1	131	5.3
MAREK ZIDLICKY	NEW JERSEY	81	12	30	42	3-	60	8	0	2	128	9.4
ALEX GOLIGOSKI	DALLAS	81	6	36	42	9	28	3	0	0	141	4.3
BRENT SEABROOK	CHICAGO	82	7	34	41	23	22	3	1	0	149	4.7

GOALTENDING LEADERS

(MIN. 25 GPI)

-- GOALS AGAINST AVERAGE --

GOALTENDER	TEAM	GPI	MINS	GA	AVG
JOSH HARDING	MINNESOTA	29	1668	46	1.65
BRIAN ELLIOTT	ST. LOUIS	31	1624	53	1.96
CORY SCHNEIDER	NEW JERSEY	45	2680	88	1.97
TUUKKA RASK	BOSTON	58	3386	115	2.04
JONATHAN QUICK	LOS ANGELES	49	2904	100	2.07

-- WINS --

GOALTENDER	TEAM	GPI	MINS	W	L	OT
SEMYON VARLAMOV	COLORADO	63	3640	41	14	6
ANTTI NIEMI	SAN JOSE	64	3740	39	17	7
MARC-ANDRE FLEURY	PITTSBURGH	64	3792	39	18	5
BEN BISHOP	TAMPA BAY	63	3586	37	14	7
TUUKKA RASK	BOSTON	58	3386	36	15	6

-- SAVE PERCENTAGE --

GOALTENDER	TEAM	GPI	MINS	GA	SA	SPECTG	W	L	OT
JOSH HARDING	MINNESOTA	29	1668	46	690	.933	18	7	3
TUUKKA RASK	BOSTON	58	3386	115	1641	.930	36	15	6
SEMYON VARLAMOV	COLORADO	63	3640	146	2013	.927	41	14	6
CAREY PRICE	MONTREAL	59	3464	134	1828	.927	34	20	5
ANTON KHUDOBIN	CAROLINA	36	2084	80	1076	.926	19	14	1

-- SHUTOUTS --

GOALTENDER	TEAM	GPI	MINS	SO	W	L	OT
TUUKKA RASK	BOSTON	58	3386	7	36	15	6
JONATHAN QUICK	LOS ANGELES	49	2904	6	27	17	4
CAREY PRICE	MONTREAL	59	3464	6	34	20	5
JONAS HILLER	ANAHEIM	50	2909	5	29	13	7
JAROSLAV HALAK	STL-BUF-WSH	52	2939	5	29	13	7
SERGEI BOBROVSKY	COLUMBUS	58	3299	5	32	20	5
BEN BISHOP	TAMPA BAY	63	3586	5	37	14	7
HENRIK LUNDQVIST	NY RANGERS	63	3655	5	33	24	5
MARC-ANDRE FLEURY	PITTSBURGH	64	3792	5	39	18	5
KARI LEHTONEN	DALLAS	65	3804	5	33	20	10





2013-14 NHL STANDINGS/STATISTICS

INDIVIDUAL LEADERS

-- GOAL SCORING --

NAME	TEAM	GP	G
ALEX OVECHKIN	WASHINGTON	78	51
COREY PERRY	ANAHEIM	81	43
JOE PAVELSKI	SAN JOSE	82	41
MAX PACIORETTY	MONTREAL	73	39
TYLER SEGUIN	DALLAS	80	37
PHIL KESSEL	TORONTO	82	37
SIDNEY CROSBY	PITTSBURGH	80	36
CHRIS KUNITZ	PITTSBURGH	78	35
JAMIE BENN	DALLAS	81	34
PATRICK SHARP	CHICAGO	82	34
ALEXANDER STEEN	ST. LOUIS	68	33
JEFF SKINNER	CAROLINA	71	33
PATRICK MARLEAU	SAN JOSE	82	33
RYAN JOHANSEN	COLUMBUS	82	33
RYAN GETZLAF	ANAHEIM	77	31

-- ASSISTS --

NAME	TEAM	GP	A
SIDNEY CROSBY	PITTSBURGH	80	68
JOE THORNTON	SAN JOSE	82	65
NICKLAS BACKSTROM	WASHINGTON	82	61
CLAUDE GIROUX	PHILADELPHIA	82	58
RYAN GETZLAF	ANAHEIM	77	56
DUNCAN KEITH	CHICAGO	79	55
ERIK KARLSSON	OTTAWA	82	54
TAYLOR HALL	EDMONTON	75	53
DAVID KREJCI	BOSTON	80	50
EVGENI MALKIN	PITTSBURGH	60	49
MATT DUCHENE	COLORADO	71	47
TYLER SEGUIN	DALLAS	80	47
JAMIE BENN	DALLAS	81	45
KEITH YANDLE	PHOENIX	82	45
JAMES WISNIEWSKI	COLUMBUS	75	44
PATRICK SHARP	CHICAGO	82	44

-- POWER PLAY GOALS --

NAME	TEAM	GP	PP
ALEX OVECHKIN	WASHINGTON	78	24
JOE PAVELSKI	SAN JOSE	82	16
WAYNE SIMMONDS	PHILADELPHIA	82	15
ZACH PARISE	MINNESOTA	67	14
CHRIS KUNITZ	PITTSBURGH	78	13
SHEA WEBER	NASHVILLE	79	12
TROY BROUWER	WASHINGTON	82	12
JAMES NEAL	PITTSBURGH	59	11
JEFF SKINNER	CAROLINA	71	11
SIDNEY CROSBY	PITTSBURGH	80	11
TYLER SEGUIN	DALLAS	80	11
PATRICK MARLEAU	SAN JOSE	82	11

-- SHORT HAND GOALS --

NAME	TEAM	GP	SH
BRAD MARCHAND	BOSTON	82	5
*TYLER JOHNSON	TAMPA BAY	82	5
MATT READ	PHILADELPHIA	75	4
MIKAEL BACKLUND	CALGARY	76	4
MICHAEL GRABNER	NY ISLANDERS	64	3
MARIAN HOSSA	CHICAGO	72	3
CAL CLUTTERBUCK	NY ISLANDERS	73	3
JONATHAN TOEWS	CHICAGO	76	3
RYAN MCDONAGH	NY RANGERS	77	3
ADAM HENRIQUE	NEW JERSEY	77	3
JADEN SCHWARTZ	ST. LOUIS	80	3
TOMAS PLEKANEC	MONTREAL	81	3
BRANDON SUTTER	PITTSBURGH	81	3
ANTOINE VERMETTE	PHOENIX	82	3
ANDREW COGLIANO	ANAHEIM	82	3





2013-14 NHL STANDINGS/STATISTICS

INDIVIDUAL LEADERS

-- GAME WINNING GOALS --

NAME	TEAM	GP	GW
MAX PACIORETTY	MONTREAL	73	11
ALEX OVECHKIN	WASHINGTON	78	10
RICK NASH	NY RANGERS	65	9
ALEXANDER STEEN	ST. LOUIS	68	9
COREY PERRY	ANAHEIM	81	9
ANZE KOPITAR	LOS ANGELES	82	9
MIKE CAMMALLERI	CALGARY	63	8
JAROME IGINLA	BOSTON	78	8
CHRIS KUNITZ	PITTSBURGH	78	8
TYLER SEGUIN	DALLAS	80	8

-- SHOTS --

NAME	TEAM	GP	S
ALEX OVECHKIN	WASHINGTON	78	386
PATRICK SHARP	CHICAGO	82	313
PHIL KESSEL	TORONTO	82	305
TYLER SEGUIN	DALLAS	80	294
PATRICK MARLEAU	SAN JOSE	82	285

-- SHOOTING PERCENTAGE (MIN 82 SHOTS) --

NAME	TEAM	GP	G	S	PCTG
TYLER BOZAK	TORONTO	58	19	90	21.1
STEVEN STAMKOS	TAMPA BAY	37	25	124	20.2
VALTTERI FILPPULA	TAMPA BAY	75	25	131	19.1
GUSTAV NYQUIST	DETROIT	57	28	153	18.3
JOE PAVELSKI	SAN JOSE	82	41	225	18.2
ADAM HENRIQUE	NEW JERSEY	77	25	137	18.2

-- PLUS/MINUS --

NAME	TEAM	GP	+/-
DAVID KREJCI	BOSTON	80	39
PATRICE BERGERON	BOSTON	80	38
BRAD MARCHAND	BOSTON	82	36
JAROME IGINLA	BOSTON	78	34
ANZE KOPITAR	LOS ANGELES	82	34





2013-14 GAMEBYGAME RESULTS

#	Date	Team	W-L-OT	Record	GF-GA	Scorers	W Goal	PP	PK	SF-SA	W-L Gldr.	Attendance
1	10/3/13	@ DAL	W	01-00-00	4-2	23,16,57,57	57	0-4	3-Mar	39-27	30 / 32	16100
2	10/5/13	@ STL	L	01-01-00	0-7		10	0-7	4-Mar	19-34	41 / 30	16264
3	10/8/13	@ PHI	L	01-02-00	1-2	24	5	0-5	5-May	34-30	35 / 30	19589
4	10/10/13	@ TBL	L	01-03-00	2-7	24p,11	91	5-Jan	5-Mar	21-28	30 / 35	19204
5	10/11/13	PIT	W	02-03-00	6-3	24,32,11p,16p,14,24	16	4-Feb	3-Mar	30-39	35 / 37	18584+
6	10/13/13	LAK	L	02-04-00	0-3		13	0-2	1-Jan	20-29	30 / 35	12810
7	10/15/13	@ NSH	L	02-05-00	3-4	11,57,97	27	0-1	2-Jan	25-30	35 / 35	15935
8	10/17/13	BOS	L	02-06-00	2-3	32,17	18	0-1	3-Feb	29-40	40 / 30	14440
9	10/19/13	MIN	W**	03-06-00	2-1	16p	11	5-Jan	5-Apr	22-31	30 / 37	13081
10	10/22/13	CHI	O**	03-06-01	2-3	14,7	19	0-1	2-Jan	22-29	50 / 35	15779
11	10/25/13	BUF	L	03-07-01	1-3	17	29	0-2	1-Jan	45-21	Jan-35	12984
12	10/27/13	TBL	O**	03-07-02	3-4	18,27,24	91	0-4	3-Feb	32-28	39 / 35	12336
13	11/1/13	STL	L	03-08-02	0-4		12	0-2	4-Mar	31-23	Jan-35	12922
14	11/2/13	@ WSH	O**	03-08-03	2-3	17,14p	21	6-Jan	3-Mar	33-23	34 / 30	18506
15	11/5/13	EDM	O*	03-08-04	3-4	57,19,19	26	0-1	3-Feb	23-27	0 / 35	12035
16	11/7/13	@ BOS	L	03-09-04	1-4	17	63	0-4	1-Jan	24-30	40 / 30	17565
17	11/9/13	@ OTT	L	03-10-04	2-3	27,57	16	0-5	3-Feb	28-32	40 / 30	16244
18	11/10/13	@ NYR	L	03-11-04	3-4	16p,51,51	36	3-Jan	3-Feb	27-29	30 / 30	18006
19	11/12/13	ANA	W	04-11-04	3-2	18,19,24	24	0-4	3-Mar	25-34	30 / 31	13354
20	11/15/13	@ MIN	L	04-12-04	2-3	82,11	3	0-3	3-Feb	24-20	37 / 30	18102
21	11/16/13	@ COL	W	05-12-04	4-1	24,51p,82,11	51	5-Jan	1-Jan	33-33	30 / 1	17321
22	11/19/13	@ VAN	W**	06-12-04	3-2	24p,18	11	3-Jan	2-Feb	36-29	30 / 1	18910
23	11/21/13	@ EDM	L	06-13-04	1-4	19	89	0-5	5-Mar	25-35	0 / 30	16839
24	11/22/13	@ CGY	O**	06-13-05	3-4	77,12,57	23	0-4	2-Jan	26-24	20 / 30	19289
25	11/25/13	PHI	W	07-13-05	3-1	20,20p,44	20	2-Jan	4-Mar	31-39	30 / 35	14299
26	11/27/13	NYR	L	07-14-05	2-5	19,27	61	0-2	3-Jan	33-22	30 / 30	17268+
27	11/30/13	PIT	L	07-15-05	1-5	19p	46	4-Jan	0-1	40-22	37 / 30	17583+
28	12/3/13	OTT	L	07-16-05	2-4	11p,51p	14	3-Feb	7-Jun	32-45	41 / 30	10074
29	12/5/13	WPG	W	08-16-05	5-2	44,4,14,27,1214		0-2	1-Jan	26-31	30 / 31	10966
30	12/7/13	@ DET	W	09-16-05	2-1	12,11	11	0-2	3-Mar	37-23	30 / 50	20066
31	12/8/13	@ CHI	L	09-17-05	2-6	4,57	81	0-5	4-Jan	35-32	31 / 30	21119
32	12/10/13	DET	W**	10-17-05	3-2	20,27	24	0-3	4-Mar	27-26	30 / 35	13358
33	12/13/13	WSH	W**	11-17-05	3-2	4,16	82	0-2	3-Feb	41-25	30 / 31	15097
34	12/15/13	@ MTL	W	12-17-05	2-1	17,27	27	0-2	4-Mar	25-18	30 / 30	21273
35	12/17/13	@ TOR	W	13-17-05	3-1	14,20,24	20	0-2	2-Feb	23-29	30 / 34	19076
36	12/19/13	@ OTT	W	14-17-05	4-2	12,16,77p,82s	77	3-Jan	3-Feb	35-34	30 / 41	15927
37	12/20/13	@ WPG	L	14-18-05	2-5	18,27	26	0-4	4-Feb	23-32	31 / 35	15004
38	12/23/13	TBL	L	14-19-05	1-6	20p	9	3-Jan	4-Mar	29-36	30 / 30	15942
39	12/28/13	DET	L	14-20-05	3-4	20p,27,20	14	6-Jan	5-Mar	33-31	50 / 30	18932+
40	12/29/13	MTL	W	15-20-05	4-1	7,51,16,20	51	0-3	3-Mar	25-22	30 / 30	19891+
41	12/31/13	NYR	O**	15-20-06	1-2	24	19	0-4	3-Mar	22-31	30 / 30	16083
42	1/4/14	NSH	W**	16-20-06	5-4	24,82,20,57	82	0-2	2-Feb	29-42	30 / 39	15796
43	1/6/14	@ MTL	L	16-21-06	1-2	20	21	0-2	2-Feb	27-35	31 / 30	21273
44	1/9/14	@ BUF	W**	17-21-06	2-1	24	24	0-4	2-Feb	35-24	30 / 1	17872
45	1/11/14	@ NJD	O*	17-21-07	1-2	27	2	0-2	2-Feb	30-36	35 / 30	16592
46	1/14/14	NYI	W	18-21-07	4-2	16,15,27,19s	27	0-5	3-Mar	26-33	30 / 60	13730
47	1/16/14	SJS	L	18-22-07	0-3		19	0-3	4-Apr	24-39	32 / 30	13149
48	1/18/14	@ CAR	L	18-23-07	2-3	57,7	28	0-5	2-Feb	39-39	31 / 30	15476
49	1/20/14	@ PIT	W	19-23-07	5-1	15s,15,7,11,18	15	0-3	3-Mar	28-36	30 / 29	18660
50	1/21/14	@ BUF	W	20-23-07	4-3	17,20,55,27	27	0-1	7-May	22-35	30 / 39	17583
51	1/24/14	COL	L	20-24-07	2-3	19,19	11	0-2	2-Feb	36-25	30-Jan	17274+
52	1/26/14	@ DET	W**	21-24-07	5-4	20,17,15,24s	27	0-4	4-Mar	37-30	30 / 50	20066
53	1/28/14	@ BOS	L	21-25-07	2-6	24,7p	17	2-Jan	5-Apr	30-41	40 / 30	17565
54	1/30/14	@ TOR	L	21-26-07	3-6	27,20,7	41	0-5	3-Jan	38-32	45 / 30	19448
55	2/1/14	@ CBJ	L	21-27-07	1-4	24	19	0-3	1-Jan	36-30	72 / 30	16762
56	2/4/14	TOR	W	22-27-07	4-1	77p,17,18,57	17	2-Jan	0-0	48-21	30 / 45	15583
57	2/6/14	DET	L	22-28-07	1-3	19	14	0-3	7-Jun	24-33	35 / 30	15623
58	2/7/14	@ CAR	L	22-29-07	1-5	27	28	0-4	3-Feb	35-32	31 / 30	16132
59	2/27/14	WSH	L	22-30-07	4-5	14,24,15p,24	8	6-Jan	0-2	34-32	70 / 30	14180
60	3/1/14	@ CBJ	L	22-31-07	3-6	18,27,20	42	0-4	4-Jan	20-37	72 / 30	15441
61	3/2/14	@ NYI	W	23-31-07	5-3	18,57,18,19,12p	19	4-Jan	6-May	34-38	30 / 45	13008
62	3/4/14	@ BOS	L	23-32-07	1-4	51	12	0-3	2-Feb	24-39	30 / 30	17565
63	3/7/14	BUF	W	24-32-07	2-0	17p,7p	17	8-Feb	2-Feb	44-25	Jan-34	14402
64	3/9/14	BOS	L	24-33-07	2-5	12,12	37	0-4	4-Feb	22-42	30 / 1	18858+
65	3/11/14	PHX	L	24-34-07	1-3	73p	23	5-Jan	3-Feb	32-26	41 / 1	12211
66	3/13/14	@ TBL	L	24-35-07	4-5	14p,42,19,73	91	2-Jan	4-Mar	27-28	30 / 39	18324
67	3/14/14	NJD	W	25-35-07	5-3	1,42,24,19,67	19	0-3	0-1	22-31	Jan-35	14496
68	3/16/14	VAN	O**	25-35-08	3-4	12p,67,12p	46	4-Feb	5-Apr	29-32	31 / 1	14215

Game-By-Game Summary -
 (* = Overtime, ** = Shootout, + =
 Sellout)

Total Home Attendance: 595,527

Average Home Attendance: 14,525

of Home Sellouts: 8



ONE UNDER THE SUN



2013-14 GAMEBYGAME RESULTS

69	3/18/14	@ SJS	W	26-35-08	3-2	73,42,19	19	0-2	6-May	24-54	31-Jan	17562
70	3/20/14	@ PHX	L	26-36-08	1-2	23	50	0-3	0-1	23-22	41 / 1	14442
71	3/22/14	@ LAK	L	26-37-08	0-4		22	0-2	3-Feb	24-29	32 / 1	18118
72	3/23/14	@ ANA	L	26-38-08	2-6	12,14	33	0-1	3-Feb	30-40	Jan-39	17281
73	3/25/14	OTT	W**	27-38-08	3-2	20,67	73	0-2	2-Jan	41-39	Jan-40	13435
74	3/27/14	CAR	L	27-39-08	0-3		19	0-3	1-Jan	35-32	31 / 1	12379
75	3/29/14	MTL	L	27-40-08	1-4	24	67	0-4	5-May	37-19	31 / 39	17119+
76	3/31/14	@ NJD	L	27-41-08	3-6	7s,24,73	29	0-5	4-Mar	22-32	30 / 39	15209
77	4/1/14	@ NYI	L	27-42-08	2-4	42s,73p	17	3-Jan	4-Mar	22-40	20 / 30	11812
78	4/4/14	CGY	L	27-43-08	1-2	67p	13	2-Jan	4-Apr	35-17	35 / 1	12055
79	4/6/14	DAL	W	28-43-08	3-2	19,73,20	20	0-1	6-May	24-37	Jan-32	13366
80	4/8/14	PHI	L	28-44-08	2-5	44,11	28	0-1	3-Mar	40-27	35 / 39	12487
81	4/10/14	TOR	W	29-44-08	4-2	73,24,27,27s	27	0-3	2-Feb	37-29	Jan-35	13110
82	4/12/14	CBJ	L	29-45-08	2-3	67s,12	19	0-4	5-Mar	35-38	72 / 1	14241

Game-By-Game Summary -
(* = Overtime, ** = Shootout, + =
Sellout)

Total Home Attendance: 595,527

Average Home Attendance: 14,525

of Home Sellouts: 8



REGULAR SEASON REVIEW

ONE UNDER THE SUN





2013-14 PANTHERS FINAL SCORING

RK	POS	NAME	SWT	GP	TOI	G	A	PTS
1	C	Nick Bjuggstad	27	76	16:13	16	22	38
2	D	Brian Campbell	51	82	26:57	7	30	37
3	L	Scottie Upshall	19	76	15:55	15	22	37
4	R	Brad Boyes	24	78	17:02	21	15	36
5	L	Sean Bergenheim	20	62	16:30	16	13	29
6	L	Tomas Fleischmann	14	80	17:07	8	20	28
7	D	Tom Gilbert	77	73	21:20	3	25	28
8	L	Jonathan Huberdeau	11	69	15:39	9	19	28
9	C	Aleksander Barkov	16	54	17:05	8	16	24
10	D	Dmitry Kulikov	7	81	21:41	8	11	19
11	C	Jesse Winchester	17	52	12:44	9	9	18
12	R	Jimmy Hayes	12	53	10:56	11	7	18
13	C	Brandon Pirri	73	21	13:56	7	7	14
14	C	Scott Gomez	23	46	13:07	2	10	12
15	R	Tomas Kopecky	82	49	15:53	4	8	12
16	D	Dylan Olsen	4	44	15:26	3	9	12
17	D	Erik Gudbranson	44	65	17:58	3	6	9
18	C	Vincent Trocheck	67	20	18:53	5	3	8
19	C	Drew Shore	15	24	11:59	5	2	7
20	C	Quinton Howden	42	16	13:43	4	2	6
21	D	Ed Jovanovski	55	37	16:10	1	4	5
22	R	Krys Barch	21	55	5:58	0	4	4
23	D	Colby Robak	47	16	18:34	0	2	2
24	D	Matt Gilroy	97	16	16:15	1	1	2
25	R	Joey Crabb	10	9	14:22	0	1	1
26	R	Bobby Butler	26	2	13:50	0	1	1
27	D	Alex Petrovic	72	7	12:14	0	1	1
28	D	Mike Mottau	22	8	12:39	0	0	0
29	D	Ryan Whitney	6	7	16:44	0	0	0
30	L	Garrett Wilson	28	3	10:20	0	0	0
31	D	Jonathan Racine	58	1	15:35	0	0	0





2013-14 PANTHERS FINAL SCORING (CONT.)

RK	POS	NAME	+/-	PIM	PP	SH	GW	S	S%
1	C	Nick Bjugstad	-14	16	0	1	4	185	8.6
2	D	Brian Campbell	-6	20	2	0	2	116	6
3	L	Scottie Upshall	1	73	1	1	3	161	9.3
4	R	Brad Boyes	-6	28	2	1	1	176	11.9
5	L	Sean Bergenheim	-16	40	3	0	3	190	8.4
6	L	Tomas Fleischmann	-18	22	2	0	1	188	4.3
7	D	Tom Gilbert	-5	18	2	0	1	93	3.2
8	L	Jonathan Huberdeau	-5	37	2	0	1	108	8.3
9	C	Aleksander Barkov	-3	10	3	0	1	87	9.2
10	D	Dmitry Kulikov	-26	66	2	1	0	127	6.3
11	C	Jesse Winchester	-2	38	1	0	2	100	9
12	R	Jimmy Hayes	-6	18	3	0	0	71	15.5
13	C	Brandon Pirri	0	2	2	0	0	46	15.2
14	C	Scott Gomez	-11	24	0	0	0	56	3.6
15	R	Tomas Kopecky	0	18	0	1	0	95	4.2
16	D	Dylan Olsen	-3	8	0	0	0	60	5
17	D	Erik Gudbranson	-7	114	0	0	0	92	3.3
18	C	Vincent Trocheck	-11	6	1	1	0	38	13.2
19	C	Drew Shore	-1	8	1	1	1	23	21.7
20	C	Quinton Howden	0	10	0	1	0	23	17.4
21	D	Ed Jovanovski	-6	39	0	0	0	44	2.3
22	R	Krys Barch	-10	99	0	0	0	19	0
23	D	Colby Robak	-4	6	0	0	0	15	0
24	D	Matt Gilroy	-2	6	0	0	0	27	3.7
25	R	Joey Crabb	-2	7	0	0	0	5	0
26	R	Bobby Butler	1	2	0	0	0	5	0
27	D	Alex Petrovic	3	8	0	0	0	4	0
28	D	Mike Mottau	-3	4	0	0	0	1	0
29	D	Ryan Whitney	-7	6	0	0	0	8	0
30	L	Garrett Wilson	-1	0	0	0	0	4	0
31	D	Jonathan Racine	-1	2	0	0	0	0	0

REGULAR SEASON REVIEW





2013-14 PANTHERS HIGHS&LWS

TEAM

TEAM RECORD

Winning Streak	5
Winning Streak, Home	3
Winning Streak, Road	3
Losing Streak	9
Losing Streak, Home	5
Losing Streak, Road	9
Largest Margin Of Victory	4
Largest Margin Of Defeat	7
Most Goals, 1 Game	6
Most Goals, Home, 1 Game	6
Most Goals, Road, 1 Game	5
Most Goals Against, 1 Game	7
Most Goals Against, H, 1 G	6
Most Goals Against, R, 1 G	7
Most Goals, Both Teams, 1 G	9
Most Panthers Goals, 1 P	4
Most Goals Against, 1 P	4
Most PP Goals, 1 Game	2
Most PP Goals Against, 1 G	2
Most SH Goals, 1 Game	1
Most PIM Both Teams, 1	100
Most Panthers PIM, 1 G	47
Fewest PIM Combined, 1 G	6
Fewest Panthers PIM, 1 G	2
Most Shots Combined, 1 G	80
Fewest Shots Combined, 1 G	43
Most Shots Panthers, 1 G	48
Fewest Shots Panthers, 1 G	19
Most Shots Against, 1 G	54
Fewest Shots Against, 1 G	17
Most Shots, 1 Period	21
Fewest Shots, 1 Period	2
Most Shots Against, 1 Period	29
Fewest Shots Against, 1 Per	3

2013-14 SEASON RECORD

12/10-12/19	7
12/5-12/13	5
2x MR: 1/20-1/26	5
10/22-11/10	13
10/22-11/5	7
10/5-11/15	13
1/20 at PIT (5-1 W)	8
10/5 at STL (0-7 L)	10
10/11 vs PIT (6-3 W)	10
10/11 vs PIT (6-3 W)	10
2x MR: 3/2 at NYI (5-3 W)	8
2x MR: 10/10 at TBL (2-7 L)	12
12/23 vs TBL (1-6 L)	8
2x MR: 10/10 at TBL (2-7 L)	12
7x MR: 3/31 at NJD (3-6 L)	15
3/2 at NYI (3rd per)	6
3x MR: 4/8 vs PHI (2nd per)	6
4x MR: 3/16 vs VAN	5
2x MR: 3/1 at CBJ	5
8x MR: 4/12 vs CBJ	2
10/5 at STL	214
10/5 at STL	128
3x MR: 12/5 vs WPG	2
2x MR: 12/5 vs WPG	0
3/25 vs OTT	97
12/15 at MTL	34
2/4 vs TOR	55
10/5 at STL	11
3/18 at SJS	60
4/4 vs CGY	11
1/16 vs SJ (1st period)	28
3x MR: 3/18 at SJ (3rd per)	0
3/18 vs. SJ (3rd period)	29
11/22 at CGY (1st period)	0

ALL-TIME FRANCHISE RECORD

3X (MR: 3/2/08 - 3/16/08)
6X (MR: 3/4/12 - 3/17/12)
11/30 - 12/12/08
2/7 - 3/23/98
2/26 - 3/24/03
10/27 - 12/17/05
2/5/08 at TOR (8-0 W)
1/11/03 at WSH (2-12 L)
11/26/97 vs BOS (10-5 W)
11/26/97 vs BOS (10-5 W)
2/5/08 at TOR (8-0 W)
1/11/03 at WSH (2-12 L)
3/15/98 vs CHI (4-8 L)
1/11/03 at WSH (2-12 L)
11/26/97 vs BOS (10-5 W)
4/5/00 vs BOS (2nd period)
3X [MR: 1/11/07 at CAR (3rd period)]
3X (MR: 10/17/11 at TBL)
3X (MR: 10/23/06 vs ATL)
5X (MR: 11/19/02 at ATL)
10/13/01 vs PHI (2-5 L)
10/13/01 vs PHI (2-5 L)
2X [MR: 3/22/11 at NYR (0-1 L)]
5X [MR: 3/5/13 vs WPG (4-1 W)]
4/15/06 vs WSH
1/22/03 vs OTT (1-2 L)
11/3/10 vs ATL (3-4 L)
2X (MR: 4/12/99 at OTT)
2/27/02 vs DET (2-3 OTL)
3/9/10 at MIN (3-2 SOW)
10/20/05 vs WSH (2nd period)
6X [MR: 3/17/09 vs WSH (3rd period)]
3/2/08 at NYI (2nd period)
2X [MR: 10/20/01 at EDM (2nd period)]

INDIVIDUAL

INDIVIDUAL RECORD

Most Goals, Game	2
Most Assists, Game	3
Most Points, Game	4
Most Goals, Period	2
Most Assists, Period	2
Most Points, Period	2
Most Shots, Game	12
Most PIM, Game	17
Most Goals, Season	21
Most Assists, Season	30
Most Points, Season	38
Most PIM, Season	114
Most PPG, Season	3
Most SHG, Season	1
Most GWG, Season	4
Most OT/SO Goals, Season	6
Consecutive Games W/ Goal	3
Consecutive Games W/ Assist	4
Consecutive Games w/ Pt	6
Most Saves, Game	52
Most Shutouts, Season	1

2013-14 SEASON RECORD

13x MR: Bjugstad (4/10 vs TOR)	4
3x MR: Winchester (1/20 at PIT)	4
Fleischmann (10/11 vs PIT)	6
5x MR: Bjugstad (4/10 vs TOR)	3
6x MR: Gilbert (1/26 at DET)	3
14x MR: Bjugstad (4/10 vs TOR)	3
Bergenheim (3/7 vs BUF)	14
3x MR: Jovanovski (4/12 vs CLB)	32
Boyes	59
Campbell	53
Bjugstad	94
Gudbranson	354
Barkov, Bergenheim, Hayes	19
Eight Players	6
Bjugstad	14
Boyes	5
2x MR: Bergenheim (12/23-12/29)	7
Bjugstad (3/7-3/13)	7
Barkov (12/23-1/6)	13
Luongo (3/18 at SJS)	57
Luongo (3/7 vs. BUF)	7

ALL-TIME FRANCHISE RECORD

"Bure (2001), Parrish (1998)"
"8X (MR: Campbell, 10/17/11 at TBL)"
Jokinen (2007) vs NYI
"Reinprecht (2009) at DAL, Bure (1999) at PHX & vs TBL (2000)
5X (MR: McCabe (2010) vs PHI)
"Several Times, MR: Versteeg, 10/17/11 at TBL (3rd period)"
Booth (2010) vs ATL & Bure (2001) at ATL
Bure (2000-01)
Kozlov (1999-2000)
Bure (2000-01)
Worrell (2001-02)
Bure (2000-01)
Fitzgerald (1995-96)
Bure (1999-2000)
Jokinen (2005-06)
Bure, 13 G (3/11-3/23/01)
Bure, 9 A (12/15-12/27/99)
Bure, 20 Pts (3/10-4/5/00)
Luongo vs DET (2/27/02)
2X MR: Vokoun (2009-10)





2013-14 MISCELLANEOUS STATS

TEAM RECORDS

Last Game	vs Columbus (2-3 L)
Overall Record / Streak	29-45-8 / Lost 1
Home Record / Streak	16-20-5 / Lost 1
Road Record / Streak	13-25-3 / Lost 5
Last 5 Games	2-3-0
Last 10 Games	3-7-0
1-Goal Games	14-15-8
2-Goal Games	9-5
3-Goal Games	6-25
Scoring First	17-9-4
Opponent Scoring First	12-36-4
Leading After 1 Period	12-3-1
Trailing After 1 Period	6-28-4
Tied After 1 Period	11-14-3
Leading After 2 Periods	15-0-1
Trailing After 2 Periods	6-38-6
Tied After 2 Periods	8-7-1
Overtime Record - This Season	8-8
Overtime Record - Franchise	93-157-142
Shootout Record - This Season	8-6
Shootout Record - Franchise	31-62
Outshooting Opponent	14-19-3
Outshot By Opponent	14-25-5
Even Shots	1-1-0
vs Atlantic	13-16-1
vs Metropolitan	7-14-3
vs EASTERN CONFERENCE	20-30-4
vs Central	6-7-1
vs Pacific	3-8-3
vs WESTERN CONFERENCE	9-15-4

GOALS BY PERIOD

	1	2	3	OT	T	AVG
Panthers	45	65	78	0	188	2.3
Opponents	84	99	77	2	262	3.2

SHOTS BY PERIOD

	1	2	3	OT	T	AVG
Panthers	767	859	796	29	2451	29.9
Opponents	860	831	816	44	2551	31.

POWER PLAY

	G	ATT	PCT
Overall	27	269	10.0 (30th NHL)
Home	17	127	13.4 (29th NHL)
Road	10	142	7.0 (30th NHL)

6 SHORTHANDED GOAL ALLOWED (T-9th NHL)

PENALTY KILLING

	G	ATT	PCT
Overall	63	262	76.0 (30th NHL)
Home	28	129	78.3 (28th NHL)
Road	35	133	73.7 (40th NHL)

8 SHORTHANDED GOALS SCORED (T-10th NHL)

PENALTIES

GP	MIN	AVG. / RANK
82	848	10.3 (T-11th NHL)

PANTHERS SPECIAL TEAMS SCORING

Power Play	G	A	Pts	Shorthanded	G	A	Pts
B. Campbell	2	10	12	B. Campbell	0	2	2
T. Fleischmann	2	5	7	N. Bjugstad	1	1	2
A. Barkov	3	3	6	B. Boyes	1	0	1
T. Gilbert	2	4	6	D. Kulikov	1	0	1
S. Upshall	1	5	6	S. Upshall	1	0	1
J. Huberdeau	2	3	5	V. Trocheck	1	0	1
D. Kulikov	2	3	5	D. Shore	1	0	1
B. Pirri	2	3	5	T. Kopecky	1	0	1
S. Bergenheim	3	1	4	Q. Howden	1	0	1
J. Hayes	3	1	4	E. Jovanovski	0	1	1
B. Boyes	2	1	3	T. Fleischmann	0	1	1
N. Bjugstad	0	3	3	C. Robak	0	1	1
S. Gomez	0	2	2				
J. Winchester	1	0	1				
V. Trocheck	1	0	1				
D. Shore	1	0	1				
D. Olsen	0	1	1				
E. Gudbranson	0	0	1				
E. Jovanovski	0	1	1				

INDIVIDUAL LEADERS

Points	N. Bjugstad (38), B. Campbell (37), S. Upshall (37)
Goals	B. Boyes (21), S. Bergenheim (16), N. Bjugstad (16)
Assists	B. Campbell (30), T. Gilbert (25), S. Upshall (22)
PP Goals	A. Barkov (3), S. Bergenheim (3), J. Hayes (3)
SH Goals	B. Boyes (1), T. Kopecky (1), S. Upshall (1)
GW Goals	N. Bjugstad (4), S. Upshall (3), S. Bergenheim (3)
3+ Goals	N/A
PIM	E. Gudbranson (114), K. Barch (99), S. Upshall (73)
Shots	S. Bergenheim (190), T. Fleischmann (188), N. Bjugstad (185)
+/-	B. Pirri (+6), Alex Petrovic (+3), S. Upshall (+1)

SITUATIONAL GOALS

	FOR	AGAINST
5 on 5	147	178
5 on 4	24	6
5 on 3	2	0
4 on 4	2	5
4 on 3	1	0
3 on 3	0	0
3 on 4	0	1
3 on 5	0	4
4 on 5	8	58
Empty Net	4	9
Penalty Shots	0	1
Total	188	262





2013-14 TRANSACTIONS

APRIL

Apr. 14 - D Colby Robak reassigned to San Antonio (AHL).
 Apr. 13 - F Vincent Trocheck, F Quinton Howden & F Drew Shore reassigned to San Antonio (AHL).
 Apr. 12 - G Scott Clemmenden reassigned to San Antonio (AHL).
 Apr. 10 - G Scott Clemmenden recalled from San Antonio (AHL).
 Apr. 7 - F Drew Shore recalled from San Antonio (AHL).
 Apr. 7 - F Bobby Butler reassigned to San Antonio (AHL).
 Apr. 5 - G Scott Clemmenden reassigned to San Antonio (AHL).
 Apr. 2 - D Johnathan Racine reassigned to San Antonio (AHL).
 Apr. 1 - F Bobby Butler and D Johnathan Racine recalled from San Antonio (AHL).

MARCH

Mar. 29 - G Scott Clemmensen recalled from San Antonio (AHL).
 Mar. 26 - F Joey Crabb and D Ryan Whitney reassigned to San Antonio (AHL).
 Mar. 24 - F Garrett Wilson reassigned to San Antonio (AHL).
 Mar. 23 - D Ryan Whitney recalled from San Antonio (AHL).
 Mar. 17 - F Garrett Wilson recalled from San Antonio (AHL).
 Mar. 16 - D Alex Petrovic placed on IR.
 Mar. 14 - D Colby Robak recalled from San Antonio (AHL).
 Mar. 12 - D Alex Petrovic and F Quinton Howden recalled from San Antonio (AHL). D Mike Mottau reassigned to San Antonio (AHL).
 Mar. 11 - F Joey Crabb and D Mike Mottau recalled from San Antonio (AHL).
 Mar. 5 - F Vincent Trocheck recalled from San Antonio (AHL). F Drew Shore and G Scott Clemmensen reassigned to San Antonio.
 Mar. 5 - G Dan Ellis acquired from Dallas in exchange for G Tim Thomas.
 Mar. 5 - Fifth round pick (2014) and third round pick (2013) acquired in exchange for C Marcel Goc.
 Mar. 5 - F Brad Boyes agrees to terms on two-year contract extension.
 Mar. 4 - G Roberto Luongo and F Steve Anthony acquired from Vancouver in exchange for F Shawn Matthias and G Jacob Markstrom.
 Mar. 4 - D Mike Weaver traded to Montreal for a fifth round pick in 2015 NHL Entry Draft.
 Mar. 2 - F Brandon Pirri acquired from Chicago in exchange for third round pick (2014) & fifth round pick (2016).
 Mar. 2 - RW Mark Mancari acquired from St Louis in exchange for LW Eric Selleck.

FEBRUARY

Feb. 24 - F Drew Shore recalled from San Antonio (AHL).
 Feb. 24 - D Mike Mottau reassigned to San Antonio (AHL).
 Feb. 21 - F Aleksander Barkov and F Tomas Kopecky placed on IR.
 Feb. 1 - F Aleksander Barkov activate from IR. F Drew Shore reassigned to San Antonio (AHL).

JANUARY

Jan. 20 - C Jesse Winchester activated from injured reserve. D Mike Mottau placed on injured reserve retroactive to Jan. 17.

Jan. 17 - C Ryan Martindale acquired from Edmonton in exchange for C Steven Pinizzotto.
 Jan. 6 - D Erik Gudbranson activated from injured reserve. D Alex Petrovic placed on injured reserve.
 Jan. 3 - D Ed Jovanovski activated from injured reserve. D Dylan Olsen placed on injured reserve.

DECEMBER

Dec. 27 - D Erik Gudbranson placed on injured reserve
 Dec. 24 - G Jacob Markstrom and D Alex Petrovic returned to San Antonio (AHL). G Tim Thomas activated from injured reserve.
 Dec. 23 - D Alex Petrovic recalled from San Antonio (AHL).
 Dec. 18 - F Jesse Winchester (upper body) placed on injured reserve.
 Dec. 14 - G Tim Thomas placed on injured reserve retroactive to Dec. 12
 Dec. 12 - G Jacob Markstrom recalled from San Antonio (AHL).
 Dec. 8 - D Matt Gilroy loaned to San Antonio (AHL).
 Dec. 5 - F Tomas Kopecky activated from injured reserve.

NOVEMBER

Nov. 25 - D Mike Weaver activated from injured reserve. D Matt Gilroy and F Tomas Kopecky placed on injured reserve.
 Nov. 24 - D Dylan Olsen recalled from San Antonio (AHL). D Mike Weaver placed on injured reserve.
 Nov. 14 - RW Jimmy Hayes and D Dylan Olsen acquired from Chicago in exchange for RW Kris Versteeg and LW Philippe Lefebvre.
 Nov. 11 - D Mike Mottau recalled from San Antonio (AHL). D Ryan Whitney signed to San Antonio (AHL).
 Nov. 10 - G Jacob Markstrom loaned to San Antonio (AHL).
 Nov. 9 - G Tim Thomas activated from IR.

OCTOBER

Oct. 25 - F Sean Bergenheim activated from IR.
 Oct. 23 - G Tim Thomas placed on IR. G Scott Clemmensen recalled from San Antonio (AHL).
 Oct. 18 - G Scott Clemmensen loaned to San Antonio (AHL).
 Oct. 12 - F Nick Bjugstad activated from IR.
 Oct. 11 - F Joey Crabb loaned to San Antonio (AHL).
 Oct. 9 - G Scott Clemmensen recalled from San Antonio (AHL). C Drew Shore loaned to San Antonio.
 Oct. 3 - G Scott Clemmensen loaned to San Antonio (AHL).





2013-14 INJURYBREAKDOWN

Player	Injury	Date Out	Date Returned	# Games Missed
Roberto Luongo	Upper Body	3/29/14	4/4/14	3
Tom Gilbert	Lower Body	3/27/14		9
Jonathan Huberdeau	Upper Body	3/18/14	4/8/14	11
Alex Petrovic	Upper Body	3/16/14		15
Sean Bergenheim	Lower Body	3/13/14	3/22/14	5
Jesse Winchester	Lower Body	3/11/14	3/25/14	8
Erik Gudbranson	Lower Body	3/11/14	3/27/14	9
Aleksander Barkov	Lower Body	2/27/14		24
Tomas Kopecky	Upper Body	2/27/14		24
Shawn Matthias	Illness	1/28/14	1/30/14	1
Aleksander Barkov	Lower Body	1/24/14	2/1/14	4
Tim Thomas	Illness	1/20/14	1/21/14	1
Tomas Kopecky	Upper Body	1/20/14	1/28/14	4
Mike Mottau	Lower Body	1/18/14	2/27/14	11
Alex Petrovic	Upper Body	1/6/14	1/28/14	10
Dylan Olsen	Lower Body	1/4/14	1/26/14	10
Scottie Upshall	Lower Body	12/28/13	1/4/14	3
Erik Gudbranson	Upper Body	12/23/13	1/6/14	5
Jesse Winchester	Upper Body	12/17/13	1/20/14	14
Johnathan Huberdeau	Lower Body	12/15/13	12/19/13	2
Tim Thomas	Lower Body	12/13/13	12/31/13	8
Matt Gilroy	Lower Body	11/25/13	12/8/13	6
Tomas Kopecky	Upper Body	11/22/13	12/5/13	5
Jesse Winchester	Lower Body	11/22/13	11/30/13	3
Mike Weaver	Illness	11/16/13	11/25/13	4
Scott Gomez	Lower Body	11/9/13	11/15/13	3
Scott Gomez	Lower Body	11/5/13	11/7/13	1
Tomas Fleischmann	Illness	10/27/13	11/1/13	1
Tim Thomas	Lower Body	10/25/13	11/9/13	6
Tim Thomas	Lower Body	10/10/13	10/17/13	4
Steve Pinizzotto	Lower Body	10/5/13	11/7/13	15
Ed Jovanovski	Lower Body	10/5/13	1/4/13	41
Scott Clemmensen	Lower Body	10/5/13	10/10/13	3
Nick Bjugstad	Upper Body	10/5/13	10/15/13	6
Sean Bergenheim	Lower Body	10/5/13	10/25/13	10

Total Man Games Lost: 289 (updated 4.14.14)





2013-14 HOME/ROADSCORING

Player	GP	G	A	Pts	+/-	GP	G	A	Pts	+/-
Bjugstad, Nick	39	8	7	15	-1	37	8	18	23	-13
Campbell, Brian	41	3	17	20	-3	41	4	13	17	-3
Upshall, Scottie	36	11	10	21	1	40	4	12	16	0
Boyes, Brad	39	11	10	21	2	39	10	5	15	-8
Bergenheim, Sean	34	10	8	18	-3	28	6	5	11	-13
Fleischmann, Tomas	40	4	11	15	-6	40	4	9	13	-12
Gilbert, Tom	34	1	9	10	-2	39	2	16	18	-3
Huberdeau, Jonathan	36	3	11	14	-3	33	6	8	14	-2
Barkov, Aleksander	26	5	9	14	5	28	3	7	10	-8
Goc, Marcel	28	3	7	10	-6	34	8	5	13	-1
Kulikov, Dmitry	40	3	5	8	-14	41	5	6	11	-12
Winchester, Jesse	26	4	4	8	-1	26	5	5	10	-1
Hayes, Jimmy	27	6	4	10	-2	26	5	3	8	-4
Matthias, Shawn	28	3	1	4	-3	31	6	6	12	3
Pirri, Brandon	13	3	5	8	1	8	4	2	6	-1
Gomez, Scott	25	0	5	5	-8	21	2	5	7	-3
Kopecky, Tomas	22	1	3	4	-2	27	3	5	8	2
Olsen, Dylan	24	2	4	6	-4	20	1	5	6	1
Gudbranson, Erik	32	3	6	9	3	33	0	0	0	-10
Trocheck, Vincent	13	5	1	6	-6	7	0	2	2	-5
Versteeg, Kris	10	2	2	4	-6	8	0	3	3	-3
Shore, Drew	10	2	1	3	-2	14	3	1	4	1
Weaver, Mike	28	0	3	3	-9	27	0	3	3	0
Howden, Quinton	10	1	2	3	-2	6	3	0	3	2
Jovanovski, Ed	19	0	3	3	-1	18	1	1	2	-5
Barch, Krys	25	0	2	2	-5	30	0	2	2	-5
Robak, Colby	10	0	2	2	2	6	0	0	0	-6
Gilroy, Matt	8	0	0	0	-1	8	1	1	2	-1
Crabb, Joey	3	0	0	0	0	6	0	1	1	-2
Butler, Bobby	2	0	1	1	1	0	0	0	0	0
Petrovic, Alex	6	0	0	0	2	1	0	1	1	1
Mottau, Mike	3	0	0	0	-2	5	0	0	0	-1
Whitney, Ryan	1	0	0	0	-1	6	0	0	0	-6
Wilson, Garrett	0	0	0	0	0	3	0	0	0	-1
Racine, Jonathan	1	0	0	0	-1	0	0	0	0	0

TOTAL

Player	GP	G	A	Pts	+/-
Bjugstad, Nick	76	16	22	38	-14
Campbell, Brian	82	7	30	37	-6
Upshall, Scottie	76	15	22	37	1
Boyes, Brad	78	21	15	36	-6
Bergenheim, Sean	62	16	13	29	-16
Fleischmann, Tomas	80	8	20	28	-18
Gilbert, Tom	73	3	25	28	-5
Huberdeau, Jonathan	69	9	19	28	-5
Barkov, Aleksander	54	8	16	24	-3
Goc, Marcel	62	11	12	23	-7
Kulikov, Dmitry	81	8	11	19	-26
Winchester, Jesse	52	9	9	18	-2
Hayes, Jimmy	53	11	7	18	-6
Matthias, Shawn	59	9	7	16	0
Pirri, Brandon	21	7	7	14	0
Gomez, Scott	46	2	10	12	-11
Kopecky, Tomas	49	4	8	12	0
Olsen, Dylan	44	3	9	12	-3
Gudbranson, Erik	65	3	6	9	-7
Trocheck, Vincent	20	5	3	8	-11
Versteeg, Kris	18	2	5	7	-9
Shore, Drew	24	5	2	7	-1
Weaver, Mike	55	0	6	6	-9
Howden, Quinton	16	4	2	6	0
Jovanovski, Ed	37	1	4	5	-6
Barch, Krys	55	0	4	4	-10
Robak, Colby	16	0	2	2	-4
Gilroy, Matt	16	1	1	2	-2
Crabb, Joey	9	0	1	1	-2
Butler, Bobby	2	0	1	1	1
Petrovic, Alex	7	0	1	1	3
Mottau, Mike	8	0	0	0	-3
Whitney, Ryan	7	0	0	0	-7
Wilson, Garrett	3	0	0	0	-1
Racine, Jonathan	1	0	0	0	-1

REGULAR SEASON REVIEW



ONE UNDER THE SUN

OPPONENTS





OPPONENTS



ANAHEIMDUCKS

Honda Center
2695 East Katella Ave. Anaheim, CA 92806 | Phone: (714) 940-2900
www.anaheimducks.com

YEARBYYEAR

SEASON	HOME					AWAY					OVERALL				
	GP	W	L	T	OTL	GP	W	L	T	OTL	GP	W	L	T	OTL
1993-94	1	1	0	0	-	1	1	0	0	-	2	2	0	0	-
1994-95	DID NOT PLAY														
1995-96	1	0	0	1	-	1	1	0	0	-	2	1	0	1	-
1996-97	1	0	1	0	-	1	0	1	0	-	2	0	2	0	-
1997-98	1	0	0	1	-	1	0	1	0	-	2	0	1	1	-
1998-99	0	0	0	0	-	1	1	0	0	-	1	1	0	0	-
1999-00	1	1	0	0	0	1	1	0	0	0	2	2	0	0	0
2000-01	0	0	0	0	0	1	0	0	0	1	1	0	0	0	1
2001-02	1	1	0	0	0	1	1	0	0	0	2	2	0	0	0
2002-03	1	0	1	0	0	1	0	0	1	0	2	0	1	1	0
2003-04	1	1	0	0	0	0	0	0	0	0	1	1	0	0	0
2005-06	0	0	0	-	0	1	0	1	-	0	1	0	1	-	0
2006-07	1	0	1	-	0	0	0	0	-	0	1	0	1	-	0
2007-08	DID NOT PLAY														
2008-09	0	0	0	-	0	1	1	0	-	0	1	1	0	-	0
2009-10	1	0	1	-	0	0	0	0	-	0	1	0	1	-	0
2010-11	0	0	0	-	0	1	0	1	-	0	1	0	1	-	0
2011-12	1	0	1	-	0	0	0	0	-	0	1	0	1	-	0
2012-13	DID NOT PLAY														
2013-14	1	1	0	0	0	1	0	1	0	0	2	1	1	0	0
TOTALS	12	5	5	2	0	13	6	5	1	1	25	11	10	3	1

Arena: Honda Center
Capacity: 17,174
Entered NHL: 1993-1994 Season

Chief Executive Officer: Michael Schulman
Executive Vice President and General Manager: Bob Murray

Head Coach: Bruce Boudreau

Assistant Coaches: Brad Lauer, Trent Yawney, Scott Niedermayer

Goaltending Coach: Dwayne Roloson

2013-2014 Results

Nov. 12: Panthers (3) vs. Ducks (2)

Mar. 23 Panthers (2) at Ducks (6)



FASTFACTS

	OVERALL	AT HOME	ON ROAD
Last Win:	11/12/13	11/12/13	11/9/08
Last Loss:	3/23/14	2/19/12	3/23/14
Last Tie:	11/24/02	1/4/98	11/24/02
Overtime Record:	1-1-3	1-0-2	0-1-1
Shutouts by Panthers:	1	1	Never
Last Time:	11/21/01 (6-0)	11/21/01 (6-0)	Never
Shutouts of Panthers:	4	3	1
Last Time:	2/19/12 (2-0)	2/19/12 (2-0)	1/21/06 (1-0)
Shootout Record:	Never	Never	Never
Most Goals:	6 (11/21/01)	6 (11/21/01)	5 (2X) MR: (1/5/00)
Most Goals Against:	8 (1/21/98)	5 (12/12/06)	8 (1/21/98)

2014-15 SCHEDULE VS DUCKS

Nov. 16: Panthers at Ducks

Feb. 10: Panthers vs. Ducks





ARIZONA COYOTES

Gila River Arena

9400 West Maryland Avenue, Glendale AZ 85305 | Phone: (623)-772-3200

www.arizonacoyotes.com

Arena: Gila River Arena

Capacity: 18,300

Entered NHL: 1979-1980 Season (Winnipeg)

Co-Owner, President, CEO, & Alternate Governor:

Anthony LeBlanc

Co-Owner, Chairman, & Governor: George Gosbee

General Manager, Vice President, & Alternate

Governor: Don Maloney

Head Coach: Dave Tippett

Assistant Coaches: Newell Brown, John Anderson,
Doug Sulliman

Goaltending Coach: Sean Burke

2013-2014 Results

Mar. 11: Panthers (1) vs. Coyotes (3)

Mar. 20: Panthers (1) at Coyotes (2)



2014-15 SCHEDULE VS COYOTES

Oct. 25: Panthers at Coyotes

Oct. 30: Panthers vs. Coyotes

YEAR BY YEAR

SEASON	HOME					AWAY					OVERALL				
	GP	W	L	T	OTL	GP	W	L	T	OTL	GP	W	L	T	OTL
1993-94	1	0	1	0	-	2	2	0	0	-	3	2	1	0	-
1994-95	DID NOT PLAY														
1995-96	1	1	0	0	-	1	0	1	0	-	2	1	1	0	-
1996-97	1	0	1	0	-	1	0	0	1	-	2	0	1	1	-
1997-98	1	0	1	0	-	1	0	1	0	-	2	0	2	0	-
1998-99	1	1	0	0	-	1	0	0	1	-	2	1	0	1	-
1999-00	0	0	0	0	0	1	1	0	0	0	1	1	0	0	0
2000-01	1	1	0	0	0	1	0	0	0	1	2	1	0	0	1
2001-02	1	0	1	0	0	0	0	0	0	0	1	0	1	0	0
2002-03	0	0	0	0	0	1	0	0	1	0	1	0	0	1	0
2003-04	1	0	1	0	0	1	1	0	0	0	2	1	1	0	0
2005-06	0	0	0	-	0	1	0	1	-	0	1	0	1	-	0
2006-07	1	1	0	-	0	0	0	0	-	0	1	1	0	-	0
2007-08	DID NOT PLAY														
2008-09	0	0	0	0	0	1	0	1	-	0	1	0	1	-	0
2009-10	1	0	0	-	1	0	0	0	-	0	1	0	0	-	1
2010-11	0	0	0	-	0	1	1	0	-	0	1	1	0	-	0
2011-12	1	0	1	-	0	0	-	-	-	-	1	0	1	-	0
2012-13	DID NOT PLAY														
2013-14	1	0	1	0	0	1	0	1	0	0	2	0	2	0	0
TOTALS	12	4	7	0	1	14	5	5	3	1	26	9	12	3	2

FAST FACTS

	OVERALL	AT HOME	ON ROAD
Last Win:	12/4/10	2/10/07	12/4/10
Last Loss:	3/20/14	3/11/14	3/20/14
Last Tie:	11/22/02	Never	11/22/02
Overtime Record:	1-1-3	Never	1-1-3
Shutouts by Panthers:	Never	Never	Never
Last Time:	Never	Never	Never
Shutouts of Panthers:	1	1	Never
Last Time:	3/5/97 (3-0)	3/5/97 (3-0)	Never
Shootout Record:	1-1	0-1	1-0
Last Time:	12/4/10 (2-1)	3/18/10 (3-4)	12/4/10 (2-1)
Most Goals:	7 (2/20/99)	7 (2/20/99)	6 (12/8/99)
Most Goals Against:	6 (1/19/06)	5 (10/26/93)	6 (1/19/06)

OPPONENTS

ONE UNDER THE SUN





BOSTON BRUINS

TD Garden

100 Legends Way, Boston, MA 02114 Phone: (617)-624-1900

www.bostonbruins.com

YEAR BY YEAR

SEASON	HOME					AWAY					OVERALL				
	GP	W	L	T	OTL	GP	W	L	T	OTL	GP	W	L	T	OTL
1993-94	2	1	1	0	-	2	0	1	1	-	4	1	3	0	-
1994-95	1	0	1	0	-	2	2	0	0	-	3	2	1	0	-
1995-96	2	1	1	0	-	2	0	1	1	-	4	1	2	1	-
1996-97	2	1	1	0	-	2	1	1	0	-	4	2	2	0	-
1997-98	2	1	1	0	-	2	2	0	0	-	4	3	1	0	-
1998-99	2	0	2	0	-	2	0	1	1	-	4	0	3	1	-
1999-00	2	2	0	0	0	2	2	0	0	0	4	4	0	0	0
2000-01	2	2	0	0	0	2	1	1	0	0	4	3	1	0	0
2001-02	2	0	2	0	0	2	0	2	0	0	4	0	4	0	0
2002-03	2	1	0	0	1	2	0	1	1	0	4	1	1	1	1
2003-04	2	0	0	2	0	2	2	0	0	0	4	2	0	2	0
2005-06	2	1	1	-	0	2	1	1	-	0	4	2	2	-	0
2006-07	2	2	0	-	0	2	2	0	-	0	4	4	0	-	0
2007-08	2	0	1	-	1	2	2	0	-	0	4	2	1	-	1
2008-09	2	1	1	-	0	2	0	2	-	0	4	1	3	-	0
2009-10	2	0	1	-	1	2	2	0	-	0	4	2	1	-	1
2010-11	2	0	1	-	1	2	0	2	-	0	4	0	3	-	1
2011-12	2	0	0	-	1	2	1	1	-	0	4	2	1	-	1
2012-13	1	0	1	-	0	2	0	2	-	0	3	0	3	-	0
2013-14	2	0	2	0	0	3	0	3	0	0	5	0	5	0	0
TOTALS	38	14	17	2	5	41	18	19	4	0	79	32	36	6	5

FAST FACTS

	OVERALL	AT HOME	ON ROAD
Last Win:	3/15/12	3/15/12	12/8/11
Last Loss:	3/9/14	3/9/14	4/21/13
Last Tie:	12/10/03	12/10/03	3/4/14
Overtime Record:	3-2-6	1-2-2	2-0-4
Shutouts by Panthers:	10	4	6
Last Time:	12/8/11 (2-0)	2/21/09 (2-0)	12/8/11 (2-0)
Shutouts of Panthers:	5	2	4
Last Time:	12/23/11 (8-0)	12/6/08 (4-0)	4/21/13 (3-0)
Shootout Record:	2-4	0-4	2-0
Last Time:	1/16/12 (2-3)	1/16/12 (2-3)	11/12/09 (1-0)
Most Goals:	10 (11/26/97)	10 (11/26/97)	6(2X) MR:(2/9/08)
Most Goals Against:	8 (12/23/11)	7 (12/28/01)	8 (12/23/11)

Arena: TD Garden

Capacity: 17,565

Entered NHL: 1924-1925 Season

Owner & Governor: Jeremy Jacobs

General Manager: & Alternate Governor: Peter Chiarelli

Head Coach: Claude Julien

Assistant Coaches: Dough Houda, Doug Jarvis, Joe Sacco

Goaltending Coach: Bob Essensa

2013-2014 Results

Oct. 17: Panthers (2) vs. Bruins (3)

Jan. 28 Panthers (2) at Bruins (6)

Nov. 7: Panthers (1) at Bruins (4)

Mar. 4: Panthers(1) at Bruins (4)

Mar. 9: Panthers (2) vs. Bruins (5)



2014-15 SCHEDULE VS BRUINS

Nov. 4: Panthers at Bruins

Mar. 21: Panthers vs. Bruins

Mar. 31: Panthers at Bruins

Apr. 9: Panthers vs. Bruins

OPPONENTS





BUFFALOSABRES

First Niagara Center
One Seymour H Knox III Plaza, Buffalo NY, 14203 Phone: (716)-855-4100
www.sabres.com

Arena: First Niagara Center
Capacity: 18,690
Entered NHL: 1970- 1971 Season

Owner: Terrence Pegula
General Manager: Tim Murray
Head Coach: Ted Nolan
Assistant Coaches: Bryan Trottier, Danny Flynn, Tom Coolen
Goaltending Coach: Arturs Irbe

2013-2014 Season Results

Oct. 25: Panthers (1) vs. Sabres (3)
Jan. 21: Panthers (4) at Sabres (3)
Jan. 9: Panthers (2) at Sabres (1) (SO)
Mar. 7: Panthers (2) vs Sabres (0)



2014-15 SCHEDULE VS SABRES

Oct. 17: Panthers at Sabres
Dec. 6: Panthers vs Sabres
Dec. 13: Panthers at Sabres
Jan. 2: Panthers at Sabres
Feb. 28: Panthers vs. Sabres

YEARBYYEAR

	HOME					AWAY					OVERALL				
SEASON	GP	W	L	T	OTL	GP	W	L	T	OTL	GP	W	L	T	OTL
1993-94	2	1	1	0	-	2	1	1	0	-	4	2	2	0	-
1994-95	1	0	1	0	-	2	0	2	0	-	3	0	3	0	-
1995-96	2	2	0	0	-	2	0	2	0	-	4	2	2	0	-
1996-97	2	2	0	0	-	2	0	1	1	0	4	2	1	1	-
1997-98	2	0	2	0	-	2	1	1	0	-	4	1	3	0	-
1998-99	2	1	1	0	-	3	0	2	1	-	5	1	3	1	-
1999-00	2	1	1	0	0	2	1	0	0	1	4	2	1	0	1
2000-01	2	1	1	0	0	2	0	2	0	0	4	1	3	0	0
2001-02	2	1	1	0	0	2	1	1	0	0	4	2	2	0	0
2002-03	2	0	1	1	0	2	1	1	0	0	4	1	2	1	0
2003-04	2	1	1	0	0	2	0	1	1	0	4	1	2	1	0
2005-06	2	2	0	-	0	2	1	1	-	0	4	3	1	-	0
2006-07	2	1	1	-	0	2	0	1	-	1	4	1	2	-	1
2007-08	2	0	2	-	0	2	1	1	-	0	4	1	3	-	0
2008-09	2	1	0	-	1	2	0	2	-	0	4	1	2	-	1
2009-10	2	0	2	-	0	2	1	1	-	0	4	1	3	-	0
2010-11	2	1	0	-	1	2	1	1	-	0	4	2	1	-	1
2011-12	2	1	1	-	0	2	1	0	-	1	4	2	1	-	1
2012-13	2	1	1	-	1	1	1	0	-	0	3	2	1	-	1
2013-14	2	1	1	0	0	2	2	0	0	0	4	3	1	0	0
TOTALS	39	18	17	1	2	40	13	21	3	3	79	31	38	4	6

FASTFACTS

	OVERALL	AT HOME	ON ROAD
Last Win:	3/7/14	3/7/14	2/3/13
Last Loss:	10/25/13	10/25/13	12/9/11
Last Tie:	2/18/04	2/24/03	2/18/04
Overtime Record:	1-7-4	1-3-1	0-4-3
Shutouts by Panthers:	3	1	2
Last Time:	3/7/14 (2-0)	3/7/14 (2-0)	12/20/02 (3-0)
Shutouts of Panthers:	7	4	3
Last Time:	10/20/11 (3-0)	10/20/11 (3-0)	1/19/01 (1-0)
Shootout Record:	3-2	1-1	1-0
Most Goals:	6 (4X) MR: (12/17/10)	6 (3X) MR: (12/17/10)	6 (11/18/09)
Most Goals Against:	7 (2/4/94)	7 (2/4/94)	6 (4X) MR:(3/31/10)

OPPONENTS





CALGARY FLAMES

Scotiabank Saddle Dome
555 Saddledome Rise SE, Calgary AB, Canada T2G 2W1 Phone: (716)-855-4100
www.calgaryflames.com

YEAR BY YEAR

	HOME					AWAY					OVERALL				
SEASON	GP	W	L	T	OTL	GP	W	L	T	OTL	GP	W	L	T	OTL
1993-94	1	1	0	0	-	1	0	1	0	-	2	1	1	0	-
1994-95	DID NOT PLAY														
1995-96	1	1	0	0	-	1	0	1	0	-	2	1	1	0	-
1996-97	1	0	1	0	-	1	1	0	0	-	2	1	1	0	-
1997-98	1	0	1	0	-	1	0	0	1	-	2	0	1	1	-
1998-99	1	0	1	0	-	1	1	0	0	-	2	1	1	0	-
1999-00	1	0	0	0	1	1	1	0	0	0	2	1	0	0	1
2000-01	1	0	0	1	0	0	0	0	0	0	1	0	0	1	0
2001-02	1	0	0	1	0	1	0	1	0	0	2	0	1	1	0
2002-03	1	1	0	0	0	0	0	0	0	0	1	1	0	0	0
2003-04	0	0	0	0	0	1	0	1	0	0	1	0	1	0	0
2005-06	DID NOT PLAY														
2006-07	0	0	0	-	0	1	0	0	-	1	1	0	0	-	1
2007-08	1	0	0	-	1	0	0	0	-	0	1	0	0	-	1
2008-09	0	0	0	-	0	1	1	0	0	0	1	1	0	-	0
2009-10	1	0	1	-	0	0	0	0	-	0	1	0	1	-	0
2010-11	0	0	0	-	0	1	1	0	-	0	1	1	0	-	0
2011-12	1	1	0	-	0	0	0	0	-	0	1	1	0	-	0
2012-13	DID NOT PLAY														
2013-14	1	0	1	0	0	1	0	0	0	1	2	0	1	0	1
TOTALS	13	4	5	2	2	12	5	4	1	2	25	9	9	3	4

FAST FACTS

	OVERALL	AT HOME	ON ROAD
Last Win:	12/16/11	12/16/11	10/14/10
Last Loss:	4/4/14	4/4/14	1/4/07
Last Tie:	3/13/02	3/13/02	1/9/98
Overtime Record:	0-2-3	0-1-2	0-1-1
Shutouts by Panthers:	2	1	1
Last Time:	10/14/10 (3-0)	11/9/02 (3-0)	10/14/10 (3-0)
Shutouts of Panthers:	1	Never	1
Last Time:	1/6/96 (2-0)	Never	1/6/96 (2-0)
Shootout Record:	2-2	1-1	11
Last Time:	12/16/11 (3-2)	12/16/11 (3-2)	11/22/13 (4-3)
Most Goals:	6 (11/6/99)	4 (10/8/95)	6 (11/6/99)
Most Goals Against:	5 (1/4/07)	4 (12/12/98)	5 (1/4/07)

Arena: Scotiabank Saddle Dome
Capacity: 19,289
Entered NHL: 1972-1973 (Atlanta)

Owner: N. Murray Edwards
General Manager: Brad Treliving
Head Coach: Bob Hartley
Assistant Coaches: Jacques Cloutier, Martin Gelin
Goaltending Coach: Clint Malarchuk

2013-2014 Results
Nov. 22: Panthers (3) at Flames (4) (SO)
Apr. 4: Panthers (1) vs. Flames (2)



2014-15 SCHEDULE VS FLAMES

Nov. 8: Panthers vs. Flames
Jan. 9: Panthers at Flames





CAROLINA HURRICANES

PNC Arena

1400 Edwards Mill Rd, Raleigh NC, 27607 Phone: 919-861-2300

www.carolinahurricanes.com

Arena: PNC Arena

Capacity: 19,772

Entered NHL: 1979-1980 Season (Hartford)

Owner: Peter Karmanos Jr.

General Manager: Ron Francis

Head Coach: Bill Peters

Assistant Coaches: Rod Brind'Amour, Steve Smith

Goaltending Coach: David Marcoux

2013-2014 Results

Jan. 18: Panthers (2) at Hurricanes (3)

Mar. 27: Panthers (0) vs Hurricanes (3)

Feb. 7: Panthers (1) at Hurricanes (5)



2014-15 SCHEDULE VS HURRICANES

Nov. 26: Panthers vs. Hurricanes

Mar. 14: Panthers at Hurricanes

Apr. 2: Panthers vs. Hurricanes

YEARBYYEAR

SEASON	HOME					AWAY					OVERALL				
	GP	W	L	T	OTL	GP	W	L	T	OTL	GP	W	L	T	OTL
1993-94	2	0	2	0	-	2	1	1	0	-	4	1	3	0	-
1994-95	2	1	0	1	-	2	2	0	0	-	4	3	0	1	-
1995-96	2	2	0	0	-	2	1	1	0	-	4	3	1	0	-
1996-97	2	1	0	1	-	2	0	2	0	-	4	1	2	1	-
1997-98	2	1	1	0	-	2	2	0	0	-	4	3	1	0	-
1998-99	3	0	0	3	-	2	0	1	1	-	5	0	1	4	-
1999-00	2	1	0	0	1	3	1	1	0	1	5	2	1	0	2
2000-01	3	0	0	2	1	2	1	1	0	0	5	1	1	2	1
2001-02	2	0	2	0	0	3	0	2	1	0	5	0	4	1	0
2002-03	3	3	0	0	0	2	1	1	0	0	5	4	1	0	0
2003-04	3	2	0	1	0	3	0	2	1	0	6	2	2	2	0
2005-06	4	2	1	-	1	4	0	4	-	0	8	2	5	-	1
2006-07	4	1	0	-	3	4	0	3	-	1	8	1	3	-	4
2007-08	4	2	1	-	1	4	1	3	-	0	8	3	4	-	1
2008-09	3	2	0	-	1	3	1	1	-	1	6	3	1	-	2
2009-10	3	3	0	-	0	3	0	3	-	0	6	3	3	-	0
2010-11	3	1	2	-	0	3	1	2	-	0	6	2	4	-	0
2011-12	3	3	0	-	0	3	2	1	-	0	6	5	1	-	0
2012-13	2	1	1	-	0	2	1	1	-	0	4	2	2	-	0
2013-14	1	0	1	0	0	2	0	2	0	0	3	0	3	0	0
TOTALS	53	26	11	8	8	53	15	32	3	3	106	41	43	11	11

FASTFACTS

	OVERALL	AT HOME	ON ROAD
Last Win:	3/19/13	1/19/13	3/19/13
Last Loss:	3/3/13	3/3/13	3/2/13
Last Tie:	4/4/04	4/4/04	10/13/03
Overtime Record:	4-11-11	3-7-8	1-4-3
Shutouts by Panthers:	7	5	2
Last Time:	3/11/12 (2-0)	3/11/12 (3-0)	2/12/09 (5-0)
Shutouts of Panthers:	3	1	2
Last Time:	11/11/05 (1-0)	11/11/05 (1-0)	11/05/05 (2-0)
Shootout Record:	1-2	0-2	1-0
Last Time:	2/25/12 (3-2)	3/20/08 (1-2)	2/25/12 (3-2)
Most Goals:	7 (11/5/10)	7 (11/5/10)	5 (5X) MR: (2/12/09)
Most Goals Against:	7 (3X) MR: (10/9/09)	6 (4/4/04)	7 (3X) MR: (10/9/09)

OPPONENTS

ONE UNDER THE SUN





CHICAGO BLACKHAWKS

United Center

1901 W. Madison Street, Chicago IL, 606612 Phone: 312-455-7000

www.chicagoblackhawks.com

YEARBYYEAR

SEASON	HOME					AWAY					OVERALL				
	GP	W	L	T	OTL	GP	W	L	T	OTL	GP	W	L	T	OTL
1993-94	1	0	1	0	-	1	0	0	1	-	2	0	1	1	-
1994-95	DID NOT PLAY														
1995-96	1	0	1	0	-	1	0	1	0	-	2	0	2	0	-
1996-97	1	1	0	0	-	1	1	0	0	-	2	2	0	0	-
1997-98	1	0	1	0	-	1	1	0	0	-	2	1	1	0	-
1998-99	1	1	0	0	-	1	1	0	0	-	2	2	0	0	-
1999-00	1	0	1	0	0	1	0	1	0	0	2	0	2	0	0
2000-01	0	0	0	0	0	1	0	1	0	0	1	0	1	0	0
2001-02	1	0	1	0	0	1	0	1	0	0	2	0	2	0	0
2002-03	1	0	0	1	0	1	0	1	0	0	2	0	1	1	0
2003-04	0	0	0	0	0	1	0	0	1	0	1	0	0	1	0
2005-06	1	1	0	-	0	0	0	0	-	0	1	1	0	-	0
2006-07	DID NOT PLAY														
2007-08	0	0	0	-	0	1	1	0	-	0	1	1	0	-	0
2008-09	1	0	1	-	0	0	0	0	-	0	1	0	1	-	0
2009-10	1	0	1	-	0	1	1	0	-	0	2	1	1	-	0
2010-11	1	1	0	-	0	1	0	1	-	0	2	1	1	-	0
2011-12	1	0	0	-	1	1	0	1	-	0	2	0	1	-	1
2012-13	DID NOT PLAY														
2013-14	1	0	0	0	1	1	0	1	0	0	2	0	1	0	1
TOTALS	14	4	7	1	2	15	5	8	2	0	29	9	15	3	2

FASTFACTS

	OVERALL	AT HOME	ON ROAD
Last Win:	3/8/11	3/8/11	10/2/09
Last Loss:	12/8/13	10/22/13	12/8/13
Last Tie:	2/29/04	11/11/02	2/29/04
Overtime Record:	1-0-3	1-0-1	0-0-2
Shutouts by Panthers:	1	Never	1
Last Time:	3/29/98 (4-0)	Never	3/29/98 (4-0)
Shutouts of Panthers:	5	3	2
Last Time:	3/23/11 (4-0)	10/3/09 (4-0)	3/23/11 (4-0)
Shootout Record:	1-2	0-2	1-0
Last Time:	10/27/13 (3-3)	10/22/13 (2-3)	10/2/09 (4-3)
Most Goals:	7 (10/30/98)	4 (2X) MR: (12/3/05)	7 (10/30/98)
Most Goals Against:	8 (2X) MR: (3/15/98)	8 (3/15/98)	8 (3/11/96)

Arena: United Center

Capacity: 20,500

Entered NHL: 1926-1927 Season

Chairman: W. Rockwell Wirtz

President & CEO: John McDonough

General Manager: Stan Bowman

Head Coach: Joel Quenneville

Assistant Coach: Mike Kitchen, Kevin Dineen

Goaltending Coach: Jimmy Waite

2013-2014 Results

Oct. 22: Panthers (2) vs. Blackhawks (3) (SO)

Mar. 27: Panthers (2) at Blackhawks (6)



2014-15 SCHEDULE VS BLACKHAWKS

Nov. 26: Panthers at Blackhawks

Mar. 14: Panthers vs. Blackhawks





COLORADO AVALANCHE

Pepsi Center

1000 Choppwe Cir, Denver CO, 80204 Phone: 303-405-1100

www.coloradoavalanche.com

Arena: Pepsi Center

Capacity: 18,007

Entered NHL: 1979-1980 Season

Owner: E. Stanley Kroenke

President & Governor: Josh Kroenke

General Manager & Alternate Governor:

Greg Sherman

Head Coach: Patrick Roy

Assistant Coach: Tim Army, Andre Tourigny

Goaltending Coach: Francois Allaire

2013-2014 Results

Nov. 16: Panthers (4) at Avalanche (1)

Jan. 24: Panthers (2) at Avalanche (3)



2014-15 SCHEDULE VS AVALANCHE

Oct. 21: Panthers at Avalanche

Jan. 15: Panthers vs. Avalanche

YEAR BY YEAR

	HOME					AWAY					OVERALL				
SEASON	GP	W	L	T	OTL	GP	W	L	T	OTL	GP	W	L	T	OTL
1993-94	2	0	2	0	-	2	1	0	1	-	4	1	2	1	-
1994-95	2	1	1	0	-	1	0	1	0	-	3	1	2	0	-
1995-96	1	0	1	0	-	1	0	0	1	-	2	0	1	1	-
1996-97	1	0	1	0	-	1	1	0	0	-	2	1	1	0	-
1997-98	1	0	1	0	-	1	0	1	0	-	2	0	2	0	-
1998-99	1	0	1	0	-	1	0	0	1	-	2	0	1	1	-
1999-00	0	0	0	0	0	1	1	0	0	0	1	1	0	0	0
2000-01	1	0	1	0	0	1	0	1	0	0	2	0	2	0	0
2001-02	0	0	0	0	0	1	0	1	0	0	1	0	1	0	0
2002-03	1	0	1	0	0	1	1	0	0	0	2	1	1	0	0
2003-04	1	0	1	0	0	0	0	0	0	0	1	0	1	0	0
2005-06	DID NOT PLAY														
2006-07	0	0	0	-	0	1	0	0	-	1	1	0	-	1	
2007-08	1	0	0	-	1	0	0	0	-	0	1	0	-	1	
2008-09	1	1	0	-	0	0	0	0	-	0	1	1	0	-	0
2009-10	1	1	0	-	0	1	0	1	-	0	2	1	1	-	0
2010-11	1	1	0	-	0	0	0	0	-	0	1	1	0	-	0
2011-12	0	0	0	-	0	1	0	0	-	1	1	0	-	1	
2012-13	DID NOT PLAY														
2013-14	1	0	1	0	0	1	1	0	0	0	2	1	1	0	0
TOTALS	16	4	1	0	1	15	5	5	3	2	31	9	16	3	3

FAST FACTS

	OVERALL	AT HOME	ON ROAD
Last Win:	11/16/13	12/7/10	11/16/13
Last Loss:	1/24/14	1/24/14	1/18/12
Last Tie:	1/6/99	Never	1/6/99
Overtime Record:	1-4-3	1-1-0	0-3-3
Shutouts by Panthers:	1	1	0
Last Time:	12/21/08 (3-0)	12/21/08 (3-0)	Never
Shutouts of Panthers:	1	Never	1
Last Time:	3/11/10	Never	3/11/10
Shootout Record:	1-1	1-1	Never
Last Time:	12/2/09 (6-5)	12/2/09 (6-5)	Never
Most Goals:	6 (12/2/09)	6 (12/2/09)	4 (4X) MR: (2/6/07)
Most Goals Against:	7 (3/3/99)	7 (3/3/99)	5 (3X) MR: (2/6/07)

OPPONENTS

ONE UNDER THE SUN





COLUMBUS BLUE JACKETS

Nationwide Arena
200 W. Nationwide Arena, Columbus OH, 43215 Phone: (614)-246-2000
www.bluejackets.com

YEARBYYEAR

SEASON	HOME					AWAY					OVERALL				
	GP	W	L	T	OTL	GP	W	L	T	OTL	GP	W	L	T	OTL
2000-01	1	0	0	0	1	1	1	0	0	0	2	1	0	0	1
2001-02	1	1	0	0	0	0	0	0	0	0	1	1	0	0	0
2002-03	0	0	0	0	0	1	0	1	0	0	1	0	1	0	0
2003-04	1	1	0	0	0	0	0	0	0	0	1	1	0	0	0
2005-06	1	0	0	-	1	0	0	0	-	0	1	0	0	-	1
2006-07	DID NOT PLAY														
2007-08	0	0	0	-	0	1	1	0	-	0	1	1	0	0	0
2008-09	1	0	1	-	0	0	0	0	-	0	1	0	1	-	0
2009-10	0	0	0	-	0	1	0	1	-	0	1	0	1	-	0
2010-11	1	0	0	-	1	1	0	0	-	1	2	0	0	-	2
2011-12	0	0	0	-	0	1	0	1	-	0	1	0	1	-	0
2012-13	DID NOT PLAY														
2013-14	1	0	1	0	0	2	0	2	0	0	3	0	3	0	0
TOTALS	7	2	2	0	3	8	2	5	0	1	15	4	7	0	4

Arena: Nationwide Arena
Capacity: 18,500
Entered NHL: 2000-2001

Chairman: John P. McConnell
President & CEO: Mike Priest
General Manager: Jarmo Kekalainen
Head Coach: Todd Richards
Assistant Coach: Craig Hartsburg, Brad Larsen
Goaltending Coach: Ian Clark

2013-2014 Results

Feb. 1: Panthers (1) at Blue Jackets (4)
Mar. 1: Panthers (3) at Blue Jackets (6)
Apr. 12: Panthers (2) vs. Blue Jackets (3)



FASTFACTS

	OVERALL	AT HOME	ON ROAD
Last Win:	11/21/07	1/3/04	11/21/07
Last Loss:	3/30/12	1/19/11	3/30/12
Last Tie:	Never	Never	Never
Overtime Record:	0-3-0	0-3-0	0-0-0
Shutouts by Panthers:	3	2	1
Last Time:	1/3/04 (1-0)	1/3/04 (1-0)	11/17/00 (3-0)
Shutouts of Panthers:	1	Never	1
Last Time:	12/9/09 (3-0)	Never	12/9/09 (3-0)
Shootout Record:	0-1	Never	0-1
Last Time:	3/29/11 (2-3)	Never	3/29/11 (2-3)
Most Goals:	6 (3/9/01)	6 (3/9/01)	5 (11/21/07)
Most Goals Against:	7 (3/9/01)	7 (3/9/01)	4 (2X) MR: (3/30/12)

2014-15 SCHEDULE VS BLUE JACKETS

Dec. 1: Panthers at Blue Jackets
Dec. 4: Panthers vs. Blue Jackets
Jan. 29: Panthers vs. Blue Jackets





DALLASSTARS

American Airlines Center
2500 Victory Ave, Dallas TX 75219 Phone: 214-222-3687
www.dallasstars.com

Arena: American Airlines Center
Capacity: 18,500
Entered NHL: 1967-1968 (Minnesota)

Owner and Governor: Tom Gaglardi
President, CEO, & Alternate Governor:
James Lites
General Manager: Jim Nill
Head Coach: Lindy Ruff
Assistant Coach: Curt Fraser, James Patrick
Goaltending Coach: Kelly Forbes

2013-2014 Results
Oct. 3: Panthers (4) vs. Stars (2)
Apr. 6: Panthers (3) at Stars (2)



2014-15 SCHEDULE VS STARS

Feb. 13: Panthers at Stars
Mar. 5: Panthers vs. Stars

YEARBYYEAR

SEASON	HOME					AWAY					OVERALL				
	GP	W	L	T	OTL	GP	W	L	T	OTL	GP	W	L	T	OTL
1993-94	1	0	1	0	-	1	0	0	1	-	2	0	1	1	-
1994-95	DID NOT PLAY														
1995-96	1	1	0	0	-	1	0	0	1	-	2	1	0	1	-
1996-97	1	0	0	1	-	1	1	0	0	-	2	1	0	1	-
1997-98	1	1	0	0	-	1	0	1	0	-	2	1	1	0	-
1998-99	1	0	1	0	-	1	0	1	0	-	2	0	2	0	-
1999-00	1	0	1	0	0	1	0	1	0	0	2	0	2	0	0
2000-01	1	1	0	0	0	0	0	0	0	0	1	1	0	0	0
2001-02	1	0	1	0	0	1	1	0	0	0	2	1	1	0	0
2002-03	1	0	1	0	0	1	1	0	0	0	2	1	1	0	0
2003-04	1	1	0	0	0	0	0	0	0	0	1	1	0	0	0
2005-06	0	0	0	-	0	1	0	1	-	0	1	0	1	-	0
2006-07	1	1	0	-	0	0	0	0	-	0	1	1	0	-	0
2007-08	DID NOT PLAY														
2008-09	1	0	1	-	0	1	1	0	-	0	2	1	1	-	0
2009-10	0	0	0	-	0	1	1	0	-	0	1	1	0	-	0
2010-11	1	0	1	-	0	0	0	0	-	0	1	0	1	-	0
2011-12	0	0	0	-	0	1	1	0	-	0	1	1	0	-	0
2012-13	DID NOT PLAY														
2013-14	1	1	0	0	0	1	1	0	0	0	2	2	0	0	0
TOTALS	14	6	7	1	0	13	7	4	2	0	27	13	11	3	0

FASTFACTS

	OVERALL	AT HOME	ON ROAD
Last Win:	4/6/14	4/6/14	10/3/13
Last Loss:	10/21/10	10/21/10	12/7/05
Last Tie:	12/8/96	12/8/96	1/12/96
Overtime Record:	3-0-3	1-0-1	2-0-2
Shutouts by Panthers:	3	2	1
Last Time:	11/15/11 (6-0)	12/19/03 (1-0)	11/15/11 (6-0)
Shutouts of Panthers:	2	1	1
Last Time:	12/27/02 (4-0)	12/27/02 (4-0)	10/16/97 (4-0)
Shootout Record:	1-0	Never	1-0
Last Time:	10/30/09 (6-5)	Never	10/30/09 (6-5)
Most Goals:	6 (5X) MR: (11/15/11)	6 (2/18/96)	6 (4X) MR: (11/15/11)
Most Goals Against:	6 (1/12/96)	5 (2X) MR: (1/30/99)	6 (1/12/96)

OPPONENTS





DETROIT REDWINGS

Joe Louis Arena

19 Steve Yzerman Drive, Detroit MI, 48226 Phone: (313)-394-7000

www.detroitredwings.com

YEAR BY YEAR

SEASON	HOME					AWAY					OVERALL				
	GP	W	L	T	OTL	GP	W	L	T	OTL	GP	W	L	T	OTL
1993-94	1	0	1	0	-	1	0	1	0	-	2	0	2	0	-
1994-95	DID NOT PLAY														
1995-96	1	1	0	0	-	1	0	1	0	-	2	1	1	0	-
1996-97	1	0	1	0	-	1	1	0	0	-	2	1	1	0	-
1997-98	1	0	0	1	-	1	0	1	0	-	2	0	1	1	-
1998-99	1	0	1	0	-	1	0	0	1	-	2	0	1	1	-
1999-00	1	0	0	1	0	0	0	0	0	0	1	0	0	1	0
2000-01	1	0	1	0	0	1	0	0	1	0	2	0	1	1	0
2001-02	1	0	0	0	1	0	0	0	0	0	1	0	0	0	1
2002-03	1	0	0	0	1	1	0	0	1	0	2	0	0	1	1
2003-04	0	0	0	0	0	1	0	1	0	0	1	0	1	0	0
2005-06	1	1	0	-	0	0	0	0	-	0	1	1	0	-	0
2006-07	DID NOT PLAY														
2007-08	0	0	0	-	0	1	0	1	0	0	1	0	1	0	0
2008-09	1	0	1	-	0	0	0	0	0	0	1	0	1	-	0
2009-10	0	0	0	-	0	1	1	0	-	0	1	1	0	-	0
2010-11	1	0	1	-	0	0	0	0	-	0	1	0	1	-	0
2011-12	0	0	0	-	0	1	0	0	-	1	1	0	0	-	1
2012-13	DID NOT PLAY														
2013-14	3	1	2	0	0	2	2	0	0	0	5	3	2	0	0
TOTALS	15	3	8	2	2	13	4	5	3	1	28	7	13	5	3

FAST FACTS

	OVERALL	AT HOME	ON ROAD
Last Win:	1/26/14	12/10/13	1/26/14
Last Loss:	2/6/14	2/6/14	4/1/12
Last Tie:	1/30/03	10/9/99	1/30/03
Overtime Record:	2-3-5	1-3-2	1-0-3
Shutouts by Panthers:	Never	Never	Never
Last Time:	Never	Never	Never
Shutouts of Panthers:	Never	Never	Never
Last Time:	Never	Never	Never
Shootout Record:	2-1	1-0	1-1
Last Time:	1/24/14 (5-4)	12/10/13 (3-2)	1/26/14 (5-4)
Most Goals:	5 (2/26/99)	3 (4X) MR: (2/18/11)	5 (2/26/99)
Most Goals Against:	7 (2X) MR: (10/28/98)	7 (10/28/98)	7 (2/16/94)

Arena: Joe Louis Arena

Capacity: 20,066

Entered NHL: 1926-1927 Season

Owner & Governor: Mike Ilitch

General Manager: Ken Holland

Head Coach: Mike Babcock

Assistant Coach: Tony Granato, Keith McKittrick

Goaltending Coach: Jim Bedard

2013-2014 Results

Dec. 7: Panthers (2) vs. Red Wings (1)

Dec. 10: Panthers (3) vs. Red Wings (2) (SO)

Dec. 28: Panthers (3) vs. Red Wings (4)

Jan. 26: Panthers (5) at Red Wings (4) (SO)

Feb. 6: Panthers (1) vs. Red Wings (3)



2014-15 SCHEDULE VS RED WINGS

Dec. 2: Panthers at Red Wings

Dec. 12: Panthers at Red Wings

Jan. 27: Panthers vs. Red Wings

Mar. 19: Panthers vs. Red Wings





EDMONTON OILERS

Rexall Place

7424 118 Avenue, N.W. Edmonton, Alberta Canada T5B 4M9 Phone: (780)-414-4625

www.edmontonoilers.com

Arena: Rexall Place

Capacity: 16,839

Entered NHL: 1979-1980 Season

President & COO: Patrick LaForge

General Manager: Craig MacTavish

Head Coach: Dallas Eakins

Assistant Coach: Keith Acton, Craig Ramsay

Goaltending Coach: Frederic Chabot

2013-2014 Results

Nov. 5: Panthers (3) vs. Oilers (4) (OT)

Nov. 21: Panthers (1) at Oilers (4)



2014-15 SCHEDULE VS OILERS

Jan. 11: Panthers at Oilers

Jan. 17: Panthers vs Oilers

YEARBYYEAR

SEASON	HOME					AWAY					OVERALL				
	GP	W	L	T	OTL	GP	W	L	T	OTL	GP	W	L	T	OTL
1993-94	1	0	0	1	-	1	1	0	0	-	2	1	0	1	-
1994-95	DID NOT PLAY														
1995-96	1	1	0	0	-	1	1	0	0	-	2	2	0	0	-
1996-97	1	1	0	0	-	1	0	1	0	-	2	1	1	0	-
1997-98	1	0	1	0	-	1	0	1	0	-	2	0	2	0	-
1998-99	1	1	0	0	-	0	0	0	0	-	1	1	0	0	-
1999-00	1	1	0	0	0	1	0	0	1	0	2	1	0	1	0
2000-01	1	0	0	1	0	0	0	0	0	0	1	0	0	1	0
2001-02	1	1	0	0	0	1	0	1	0	0	2	1	1	0	0
2002-03	1	0	1	0	0	0	0	0	0	0	1	0	1	0	0
2003-04	0	0	0	0	0	1	0	1	0	0	1	0	1	0	0
2005-06	DID NOT PLAY														
2006-07	0	0	0	-	0	1	0	1	-	0	1	0	1	-	0
2007-08	1	0	0	-	1	0	0	0	-	0	1	0	0	-	1
2008-09	0	0	0	-	0	1	1	0	-	0	1	1	0	-	0
2009-10	1	0	0	-	1	0	0	0	-	0	1	0	0	-	1
2010-11	0	0	0	-	0	1	0	1	-	0	1	0	1	-	0
2011-12	1	0	0	-	1	0	0	0	-	0	1	0	0	-	1
2012-13	DID NOT PLAY														
2013-14	1	0	0	0	1	1	0	1	0	0	2	0	1	0	1
TOTALS	13	5	2	2	4	11	3	7	1	0	24	8	9	3	4

FASTFACTS

	OVERALL	AT HOME	ON ROAD
Last Win:	12/11/08	3/8/02	12/11/08
Last Loss:	11/21/13	11/5/13	11/21/13
Last Tie:	3/14/01	3/14/01	11/3/99
Overtime Record:	0-1-3	0-1-2	0-0-1
Shutouts by Panthers:	1	Never	1
Last Time:	12/11/08 (2-0)	Never	12/11/08 (2-0)
Shutouts of Panthers:	3	2	1
Last Time:	12/7/02 (4-0)	12/7/02 (4-0)	1/15/97 (4-0)
Shootout Record:	0-3	0-3	Never
Last Time:	3/23/12 (1-2)	3/23/12 (1-2)	Never
Most Goals:	6 (12/15/96)	6 (12/15/96)	5 (3/9/94)
Most Goals Against:	6 (10/20/01)	4 (5X) (1/24/08)	6 (10/20/01)

OPPONENTS





LOS ANGELES KINGS

Staples Center

1111 South Figueroa Street, Los Angeles CA, 90015 Phone: (213)-742-7100

www.lakings.com

YEAR BY YEAR

SEASON	HOME					AWAY					OVERALL				
	GP	W	L	T	OTL	GP	W	L	T	OTL	GP	W	L	T	OTL
1993-94	1	0	0	1	-	1	1	0	0	-	2	1	0	1	-
1994-95	DID NOT PLAY														
1995-96	1	1	0	0	-	1	0	1	0	-	2	1	1	0	-
1996-97	1	1	0	0	-	1	1	0	0	-	2	2	0	0	-
1997-98	1	0	0	1	-	1	0	1	0	-	2	0	1	1	-
1998-99	1	0	0	1	-	1	0	1	0	-	2	0	1	1	-
1999-00	1	1	0	0	0	1	0	1	0	0	2	1	1	0	0
2000-01	0	0	0	0	0	1	1	0	0	0	1	1	0	0	0
2001-02	1	1	0	0	0	1	0	1	0	0	2	1	1	0	0
2002-03	0	0	0	0	0	1	1	0	0	0	1	1	0	0	0
2003-04	1	0	1	0	0	0	0	0	0	0	1	0	1	0	0
2005-06	0	0	0	-	0	1	0	1	-	0	1	0	1	-	0
2006-07	1	0	1	-	0	0	0	0	-	0	1	0	1	-	0
2007-08	DID NOT PLAY														
2008-09	0	0	0	0	0	1	0	1	-	0	1	0	1	-	0
2009-10	1	0	0	-	1	0	0	0	-	0	1	0	0	-	1
2010-11	0	0	0	-	0	1	0	1	-	0	1	0	1	-	0
2011-12	1	1	0	-	0	1	0	1	-	0	2	1	1	-	0
2012-13	DID NOT PLAY														
2013-14	1	0	1	0	0	1	0	1	0	0	2	0	2	0	0
TOTALS	12	5	3	3	1	14	4	10	0	0	26	9	13	3	1

Arena: Staples Center

Capacity: 18,118

Entered NHL: 1967-1968

Owners: Philip F. Anschutz, Edward Roski

General Manager: Dan Beckerman

Head Coach: Darryl Sutter

Associate Coaches: John Stevens, Davis Payne

Goaltending Coach: Bill Ranford

2013-2014 Results

Oct. 13: Panthers (0) vs. Kings (3)

Mar. 22: Panthers (0) at Kings (4)



FAST FACTS

	OVERALL	AT HOME	ON ROAD
Last Win:	2/9/12	2/9/12	11/27/02
Last Loss:	3/22/14	10/13/13	3/22/14
Last Tie:	10/21/98	10/21/98	Never
Overtime Record:	0-0-3	0-0-3	Never
Shutouts by Panthers:	1	Never	1
Last Time:	3/22/14 (4-0)	10/13/13 (3-0)	3/22/14 (4-0)
Shutouts of Panthers:	3	2	1
Last Time:	2/3/07 (7-0)	2/3/07 (7-0)	Never
Shootout Record:	0-1	0-1	Never
Last Time:	11/16/09 (3-4)	11/16/09 (3-4)	Never
Most Goals:	6 (12/8/93)	5 (11/26/95)	6 (12/8/93)
Most Goals Against:	7 (2/3/07)	7 (2/3/07)	5 (12/8/93)

2014-15 SCHEDULE VS KINGS

Dec. 2: Panthers at Kings

Feb. 5: Panthers vs. Kings

OPPONENTS





MINNESOTAWILD

Xcel Energy Center

317 Washington Street, Saint Paul MN, 55102 Phone: (651)-222-9453

www.wild.com

Arena: Xcel Energy Center

Capacity: 18,568

Entered NHL: 2000-2001 Season

Owner & Governor: Craig Leipold

General Manager: Chuck Fletcher

Head Coach: Michael Yeo

Assistant Coaches: Darby Hendrickson,
Darryl Sydor, Rick Wilson

Goaltending Coach: Bob Mason

2013-2014 Results

Oct. 19: Panthers (2) vs. Wild (1) (SO)

Nov. 15: Panthers (2) at Wild (3)



2014-15 SCHEDULE VS WILD

Nov. 24: Panthers vs. Wild

Feb. 12: Panthers at Wild

YEARBYYEAR

SEASON	HOME					AWAY					OVERALL				
	GP	W	L	T	OTL	GP	W	L	T	OTL	GP	W	L	T	OTL
2000-01	1	1	0	0	0	1	0	0	1	0	2	1	0	1	0
2001-02	0	0	0	0	0	1	0	1	0	0	1	0	1	0	0
2002-03	1	0	1	0	0	1	0	1	0	0	2	0	2	0	0
2003-04	1	0	1	0	0	0	0	0	0	0	1	0	1	0	0
2005-06	DID NOT PLAY														
2006-07	0	0	0	-	0	1	0	1	-	0	1	0	1	-	0
2007-08	1	0	1	-	0	0	0	0	-	0	1	0	1	-	0
2008-09	1	0	1	-	0	0	0	0	-	0	1	0	1	-	0
2009-10	0	0	0	-	0	1	1	0	-	0	1	1	0	-	0
2010-11	1	1	0	-	0	0	0	0	-	0	1	1	0	-	0
2011-12	1	0	0	-	1	1	0	0	-	1	2	0	0	-	2
2012-13	DID NOT PLAY														
2013-14	1	1	0	0	0	1	0	1	0	0	2	1	1	0	0
TOTALS	8	3	4	0	1	7	1	4	1	1	15	4	8	1	2

FASTFACTS

	OVERALL	AT HOME	ON ROAD
Last Win:	10/19/13	10/19/13	3/9/10
Last Loss:	11/15/13	2/23/12	11/15/13
Last Tie:	10/22/00	Never	10/22/00
Overtime Record:	0-1-1	Never	0-1-1
Shutouts by Panthers:	1	Never	1
Last Time:	10/22/00 (0-0)	Never	10/22/00 (0-0)
Shutouts of Panthers:	2	Never	2
Last Time:	11/29/01 (0-0)	Never	11/29/01 (6-0)
Shootout Record:	2-1	1-1	1-0
Last Time:	10/19/13 (2-1)	10/19/13 (2-1)	3/9/10 (3-2)
Most Goals:	3 (2X) MR: (3/9/10)	3 (10/24/03)	3 (3/9/10)
Most Goals Against:	6 (2X) (10/16/08)	6 (10/16/08)	6 (11/29/01)

OPPONENTS

ONE UNDER THE SUN





MONTREAL CANADIENS

Bell Centre

1909 Avenue de Canadiens-de-Montreal, Montreal Quebec Canada H4B 5G0 Phone: (514)-932-2582

www.canadiens.com

YEAR BY YEAR

SEASON	HOME					AWAY					OVERALL				
	GP	W	L	T	OTL	GP	W	L	T	OTL	GP	W	L	T	OTL
1993-94	2	1	0	1	-	2	2	0	0	-	4	3	0	1	-
1994-95	2	0	1	1	-	1	1	0	0	-	3	1	1	1	-
1995-96	2	1	1	0	-	2	0	2	0	-	4	1	3	0	-
1996-97	2	1	1	0	-	2	1	0	1	-	4	2	1	1	-
1997-98	2	1	1	0	-	2	0	2	0	-	4	1	3	0	-
1998-99	2	2	0	0	-	2	1	1	0	-	4	3	1	0	-
1999-00	2	2	0	0	0	2	1	1	0	0	4	3	1	0	0
2000-01	2	0	1	1	0	2	1	0	1	0	4	1	1	2	0
2001-02	2	1	1	0	0	2	1	0	0	1	4	2	1	0	1
2002-03	2	0	2	0	0	2	1	1	0	0	4	1	3	0	0
2003-04	2	2	0	0	0	2	1	0	1	0	4	3	0	1	0
2005-06	2	1	1	-	0	2	0	0	-	2	4	1	1	-	2
2006-07	2	2	0	-	0	2	1	0	-	1	4	3	0	-	1
2007-08	2	0	1	-	1	2	2	0	-	0	4	2	1	-	1
2008-09	2	1	1	-	0	2	0	1	-	1	4	1	2	-	1
2009-10	2	1	1	-	0	2	0	2	-	0	4	1	3	-	0
2010-11	2	0	1	-	1	2	1	1	-	0	4	1	2	-	1
2011-12	2	2	0	-	0	2	2	0	-	0	4	4	0	-	0
2012-13	2	0	2	-	1	1	0	1	-	0	3	0	2	-	1
2013-14	2	1	1	0	0	2	1	1	0	0	4	2	2	0	0
TOTALS	40	19	15	3	3	38	17	13	3	5	78	36	28	6	8

Arena: Bell Centre

Capacity: 21,273

Entered NHL: 1917-1918 Season

Owner, President, & CEO: Geoff Molson

Executive Vice President & COO: Kevin Gilmore

Executive Vice President & GM: Marc Bergevin

Head Coach: Michel Therrien

Assistant Coach: Dan Laracroix, Clement Jodoin, Jean-Jacques Daigneault

Goaltending Coach: Stephane Waite

2013-2014 Results

Dec. 15: Panthers (2) vs. Canadiens (1)

Dec. 29: Panthers (4) at Canadiens (1)

Jan. 6: Panthers (1) vs. Canadiens (2)

Mar. 29: Panthers (1) vs. Canadiens (4)



FAST FACTS

	OVERALL	AT HOME	ON ROAD
Last Win:	12/29/13	12/29/13	12/15/13
Last Loss:	3/29/14	3/29/14	1/6/14
Last Tie:	11/29/03	3/28/01	11/29/03
Overtime Record:	2-6-6	1-3-3	1-3-3
Shutouts by Panthers:	3	Never	3
Last Time:	2/13/07 (1-0)	Never	2/13/07 (1-0)
Shutouts of Panthers:	9	3	5
Last Time:	2/14/13 (1-0)	3/3/11 (4-0)	1/7/10 (2-0)
Shootout Record:	2-2	Never	2-2
Last Time:	3/27/12 (3-2)	Never	3/27/12 (3-2)
Most Goals:	8 (1/24/94)	8 (1/24/94)	5(4X) MR: (1/4/09)
Most Goals Against:	7 (10/25/95)	6 (1/25/96)	7 (10/25/95)

2014-15 SCHEDULE VS CANADIENS

Dec. 30: Panthers vs. Canadiens

Feb. 19: Panthers at Canadiens

Mar. 17: Panthers vs. Canadiens

Mar. 28: Panthers at Canadiens

Apr. 5: Panthers vs. Canadiens

OPPONENTS





NASHVILLE PREDATORS

Bridgestone Arena

501 Broadway, Nashville TN 37203, Phone: (615)770-2355

www.nashvillepredators.com

Arena: Bridgestone Arena
Capacity: 20,000
Entered NHL: 1998-1999 Season

Chairman & Governor: Thomas Cigarran
President of Hockey Operations / General Manager: David Poile
Head Coach: Peter Laviolette
Assistant Coaches: Phil Housley, Lane Lambert, Kevin McCarthy
Goaltending Coach: Ben Vanderklok

2013-2014 Results

Oct. 15: Panthers (3) at Predators (4)

Jan. 4: Panthers (5) vs. Predators (4) (SO)



YEAR BY YEAR

SEASON	HOME					AWAY					OVERALL				
	GP	W	L	T	OTL	GP	W	L	T	OTL	GP	W	L	T	OTL
1998-99	1	1	0	0	-	1	1	0	0	-	2	2	0	0	-
1999-00	1	1	0	0	0	1	1	0	0	0	2	2	0	0	0
2000-01	0	0	0	0	0	1	0	0	1	0	1	0	0	1	0
2001-02	1	0	0	1	0	1	0	1	0	0	2	0	1	1	0
2002-03	1	0	0	0	1	0	0	0	0	0	1	0	0	0	1
2003-04	0	0	0	0	0	1	0	0	1	0	1	0	0	1	0
2005-06	1	1	0	-	0	0	0	0	-	0	1	1	0	-	0
2006-07	DID NOT PLAY														
2007-08	0	0	0	-	0	1	0	1	-	0	1	0	1	-	0
2008-09	1	1	0	-	0	1	0	0	-	1	2	1	0	-	1
2009-10	1	0	0	-	1	1	0	1	-	0	2	0	1	-	1
2010-11	1	1	0	-	0	1	0	1	-	0	2	1	1	-	0
2011-12	1	0	1	-	0	0	0	0	-	0	1	0	1	-	0
2012-13	DID NOT PLAY														
2013-14	1	1	0	0	0	1	0	1	0	0	2	1	1	0	0
TOTALS	10	6	1	1	2	10	2	5	2	1	20	8	6	3	3

FAST FACTS

	OVERALL	AT HOME	ON ROAD
Last Win:	1/4/14	1/4/14	12/11/99
Last Loss:	10/15/13	3/3/12	10/15/13
Last Tie:	12/13/03	3/9/02	12/13/03
Overtime Record:	0-2-3	0-2-1	0-0-2
Shutouts by Panthers:	2	1	1
Last Time:	12/23/08 (3-0)	12/23/08 (3-0)	10/10/98 (1-0)
Shutouts of Panthers:	2	Never	2
Last Time:	12/11/10 (3-0)	Never	12/11/10 (3-0)
Shootout Record:	1-1	1-0	0-1
Last Time:	1/4/14 (5-4)	1/4/14 (5-4)	11/1/08 (2-3)
Most Goals:	7 (12/13/05)	7 (12/13/05)	4 (12/11/99)
Most Goals Against:	4 (2X) MR: (11/28/09)	3 (4X) MR: 3/3/12	4 (2X) MR: 11/28/09

2014-15 SCHEDULE VS PREDATORS

Nov. 22: Panthers at Predators

Feb. 8: Panthers vs Predators

OPPONENTS

ONE UNDER THE SUN





NEW JERSEY DEVILS

Prudential Center

25 Lafayette Street, Newark NJ 07102 Phone: (973)-757-6000

www.newjerseydevils.com

YEAR BY YEAR

SEASON	HOME					AWAY					OVERALL				
	GP	W	L	T	OTL	GP	W	L	T	OTL	GP	W	L	T	OTL
1993-94	3	0	1	2	-	2	0	2	0	-	5	0	3	2	-
1994-95	2	1	1	0	-	2	0	2	0	-	4	1	3	0	-
1995-96	3	3	0	0	-	3	2	1	0	-	6	5	1	0	-
1996-97	2	1	0	1	-	3	1	1	1	-	5	2	1	2	-
1997-98	3	1	2	0	-	2	1	0	1	-	5	2	2	1	-
1998-99	2	0	1	1	-	2	0	1	1	-	4	0	2	2	-
1999-00	2	1	1	0	0	2	0	1	0	1	4	1	2	0	1
2000-01	2	0	2	0	0	2	0	1	0	1	4	0	3	0	1
2001-02	2	0	2	0	0	2	1	1	0	0	4	1	3	0	0
2002-03	2	0	2	0	0	2	1	1	0	0	4	1	3	0	0
2003-04	2	0	1	0	1	2	1	1	0	0	4	1	2	0	1
2005-06	2	1	1	-	0	2	0	2	-	0	4	1	3	-	0
2006-07	2	1	0	-	1	2	0	2	-	0	4	1	2	-	1
2007-08	2	1	1	-	0	2	1	1	-	0	4	2	2	-	0
2008-09	2	1	0	-	1	2	0	2	-	0	4	1	2	-	1
2009-10	2	1	1	-	0	2	1	1	-	0	4	2	2	-	0
2010-11	2	1	1	-	0	2	1	1	-	0	4	2	2	-	0
2011-12	2	1	0	-	1	2	1	1	-	0	4	2	1	-	1
2012-13	1	1	0	-	0	2	0	2	-	0	3	1	2	-	0
2013-14	1	1	0	0	0	2	0	2	0	0	3	1	1	0	1
TOTALS	41	16	17	4	4	42	11	26	3	2	83	27	42	7	7

FAST FACTS

	OVERALL	AT HOME	ON ROAD
Last Win:	3/14/14	3/14/14	2/11/12
Last Loss:	3/31/14	12/13/11	3/31/14
Last Tie:	3/28/99	3/28/99	11/21/98
Overtime Record:	5-5-7	3-2-4	2-3-3
Shutouts by Panthers:	5	5	Never
Last Time:	2/17/09 (4-0)	2/17/09 (4-0)	Never
Shutouts of Panthers:	6	1	5
Last Time:	1/20/10 (2-0)	12/22/00 (2-0)	1/20/10 (2-0)
Shootout Record:	0-2	0-2	Never
Last Time:	12/13/11 (2-3)	12/13/11 (2-3)	Never
Most Goals:	5 (3X) MR: (10/30/00)	5 (4/3/00)	5 (3X) MR: (10/30/00)
Most Goals Against:	7 (2/28/09)	5 (3X) MR: (11/23/05)	7 (2/28/09)

Arena: Prudential Center

Capacity: 18,711

Entered NHL: 1974-1975 Season

Owners: Josh Harris, David Blitzer

President/ General Manager: Lou Lamoriello

CEO: Scott O'Neil

Head Coach: Peter DeBoer

Assistant Coaches: Dave Barr, Scott Stevens, Mike Foligno

Goaltending Coach: Chris Terreri

2013-2014 Results

Jan. 11: Panthers (1) at Devils (2) (OT)

Mar. 14: Panthers (5) vs. Devils (3)

Mar. 31: Panthers (3) at Devils (6)



2014-15 SCHEDULE VS DEVILS

Oct. 11: Panthers vs. Devils

Jan. 31: Panthers at Devils

Apr. 5: Panthers vs. Devils





NEWYORKISLANDERS

Nassau Veterans Memorial Coliseum

1235 Hempstead Turnpike, Uniondale NY 11553 Phone: (516)-794-9300

www.newyorkislanders.com

Arena: Nassau Veterans Memorial Coliseum

Capacity: 17,686

Entered NHL: 1972-1973 Season

Owner: Charles B. Wang

President/ General Manager: Garth Snow

Head Coach: Jack Capuano

Assistant Coaches: Greg Cronin, Bob Corkum,

Matt Bertani

Goaltending Coach: Mike Bertani

2013-2014 Results

Jan. 14: Panthers (4) vs Islanders (2)

Mar. 2: Panthers (5) at Islanders (3)

Apr. 1: Panthers (2) at Islanders (4)



2014-15 SCHEDULE VS ISLANDERS

Nov. 14: Islanders vs Panthers

Feb. 3: Panthers at Islanders

Mar. 7: Panthers vs Islanders

YEARBYYEAR

SEASON	HOME					AWAY					OVERALL				
	GP	W	L	T	OTL	GP	W	L	T	OTL	GP	W	L	T	OTL
1993-94	2	2	0	0	-	3	3	0	0	-	5	5	0	0	-
1994-95	2	0	2	0	-	2	0	1	1	-	4	0	3	1	-
1995-96	3	2	1	0	-	2	1	0	1	-	5	3	1	1	-
1996-97	3	2	0	1	-	3	1	2	0	-	6	3	2	1	-
1997-98	2	0	0	2	-	3	2	1	0	-	5	2	1	2	-
1998-99	3	2	1	0	-	2	1	1	0	-	5	3	2	0	-
1999-00	2	2	0	0	0	2	1	1	0	0	4	3	1	0	0
2000-01	2	0	2	0	0	2	1	1	0	0	4	1	3	0	0
2001-02	2	0	1	1	0	2	1	1	0	0	4	1	2	1	0
2002-03	2	0	0	2	0	2	0	1	0	1	4	0	1	2	1
2003-04	2	1	1	0	0	2	0	2	0	0	4	1	3	0	0
2005-06	2	1	1	-	0	2	1	0	-	1	4	2	1	-	1
2006-07	2	1	1	-	0	2	0	0	-	2	4	1	1	-	2
2007-08	2	2	0	-	0	2	2	0	-	0	4	4	0	-	0
2008-09	2	2	0	-	0	2	0	2	-	0	4	2	2	-	0
2009-10	2	2	0	-	0	2	1	0	-	1	4	3	0	-	1
2010-11	2	1	0	-	1	2	1	1	-	0	4	2	1	-	1
2011-12	2	1	0	-	1	2	2	0	-	0	4	3	0	-	1
2012-13	1	0	1	-	0	2	0	2	-	0	3	0	3	-	0
2013-14	1	1	0	0	0	2	1	1	0	0	3	2	1	0	0
TOTALS	41	22	11	6	2	43	19	17	2	5	84	41	28	8	7

FASTFACTS

	OVERALL	AT HOME	ON ROAD
Last Win:	3/2/14	1/14/14	3/2/14
Last Loss:	4/1/14	3/16/13	4/1/14
Last Tie:	12/13/02	12/13/02	4/12/96
Overtime Record:	2-4-8	0-1-6	2-3-2
Shutouts by Panthers:	7	4	3
Last Time:	10/8/11 (2-0)	1/31/10 (2-0)	10/8/11 (2-0)
Shutouts of Panthers:	3	2	1
Last Time:	10/6/01 (3-0)	10/6/01 (3-0)	2/15/97 (1-0)
Shootout Record:	1-5	1-2	0-3
Last Time:	3/25/12 (2-3)	3/25/12 (2-3)	1/21/10 (1-2)
Most Goals:	8 (3/17/07)	8 (3/17/07)	7 (12/14/09)
Most Goals Against:	7 (3/19/97)	6 (2/4/02)	7 (3/19/97)

OPPONENTS

ONE UNDER THE SUN





NEWYORKRANGERS

Madison Square Garden

4 Pennsylvania Plaza, New York NY 10001 Phone: (212)-465-67416000

www.newyorkrangers.com

YEARBYYEAR

SEASON	HOME					AWAY					OVERALL				
	GP	W	L	T	OTL	GP	W	L	T	OTL	GP	W	L	T	OTL
1993-94	3	2	1	0	-	2	0	2	0	-	5	2	3	0	-
1994-95	2	0	2	0	-	2	1	0	1	-	4	1	2	1	-
1995-96	2	1	1	0	-	3	1	1	1	-	5	2	2	1	-
1996-97	3	2	0	1	-	3	1	1	1	-	6	3	1	2	-
1997-98	3	0	3	0	-	2	1	0	1	-	5	1	3	1	-
1998-99	2	1	1	0	-	2	1	1	0	-	4	2	2	0	-
1999-00	2	2	0	0	0	2	1	1	0	0	4	3	1	0	0
2000-01	2	1	1	0	0	2	0	2	0	0	4	1	3	0	0
2001-02	2	0	2	0	0	2	1	1	0	0	4	1	3	0	0
2002-03	2	0	1	0	1	2	1	1	0	0	4	1	2	0	1
2003-04	2	1	0	1	0	2	0	2	0	0	4	1	2	1	0
2005-06	2	1	0	-	1	2	0	2	-	0	4	1	2	-	1
2006-07	2	1	0	-	1	2	1	1	-	0	4	2	1	-	1
2007-08	2	2	0	-	0	2	0	2	-	0	4	2	2	-	0
2008-09	2	1	0	-	1	2	2	0	-	0	4	3	0	-	1
2009-10	2	0	1	-	1	2	1	1	-	0	4	1	2	-	1
2010-11	2	1	1	-	0	2	1	1	-	0	4	2	2	-	0
2011-12	2	1	1	-	0	2	0	1	-	1	4	1	2	-	1
2012-13	1	1	0	-	0	2	1	1	-	0	3	2	1	-	0
2013-14	1	1	0	0	0	2	1	1	0	0	3	2	1	0	0
TOTALS	41	19	15	2	5	42	15	22	4	1	83	34	37	6	6

Arena: Madison Square Garden

Capacity: 18,200

Entered NHL: 1926-1927 Season

Executive Chairman, Madison Square Garden: James L. Dolan

President & General Manager and Alternative Governor: Glen Sather

Head Coach: Alain Vigneault

Associate Coach: Scott Arniel

Assistant Coaches: Ulf Samuelsson, Darryl Williams

Goaltending Coach: Benoit Allaire

2013-2014 Results

Nov.10: Panthers (3) at Rangers (4)

Nov.27: Panthers (2) vs. Rangers (5)

Dec. 31: Panthers (1) vs. Rangers (2)



FASTFACTS

	OVERALL	AT HOME	ON ROAD
Last Win:	4/23/13	4/23/13	3/21/13
Last Loss:	12/31/13	12/31/13	11/10/13
Last Tie:	11/26/03	11/26/03	11/30/97
Overtime Record:	1-3-6	1-1-2	0-2-4
Shutouts by Panthers:	5	3	2
Last Time:	1/2/11 (3-0)	1/2/11 (3-0)	11/30/08 (4-0)
Shutouts of Panthers:	9	3	6
Last Time:	3/22/11 (1-0)	11/26/10 (3-0)	3/22/11 (1-0)
Shootout Record:	3-5	3-5	Never
Last Time:	12/31/13 (1-2)	12/31/13 (1-2)	Never
Most Goals:	6 (2X) MR: (11/26/99)	6 (2X) MR: (11/26/99)	5 (2X) MR: (10/6/96)
Most Goals Against:	7 (12/22/96)	5 (3X) MR: (11/3/01)	7 (12/22/96)

2014-15 SCHEDULE VS RANGERS

Dec. 31: Panthers vs. Rangers

Feb. 2: Panthers at Rangers

Mar. 15: Panthers at Rangers

OPPONENTS





OTTAWA SENATORS

Canadian Tire Center

1000 Palladium Drive, Ottawa ON Canada K2V 1A5 Phone: (613)-599-0250

www.ottawasenators.com

Arena: Canadian Tire Center

Capacity: 19,153

Entered NHL: 1992-1993 Season

Owner, Governor and Chairman: Eugene Melnyk

President of Hockey Operations, General

Manager, & Alternate Governor: Bryan Murray

Head Coach: Paul MacLean

Assistant Coaches: Dave Cameron, Mark Reeds

Goaltending Coach: Rick Wamsley

2013-2014 Results

Nov. 9: Panthers (2) at Senators (3)

Dec. 3: Panthers (2) vs. Senators (4)

Dec. 19: Panthers (4) at Senators (2)

Mar. 25: Panthers (3) vs. Senators (2) (SO)



2014-15 SCHEDULE VS SENATORS

Oct. 13: Panthers vs. Senators

Nov. 28: Panthers vs. Senators

Feb. 21: Panthers at Senators

Mar. 29: Panthers at Senators

YEARBYYEAR

SEASON	HOME					AWAY					OVERALL				
	GP	W	L	T	OTL	GP	W	L	T	OTL	GP	W	L	T	OTL
1993-94	2	1	0	1	-	2	2	0	0	-	4	3	0	1	-
1994-95	2	2	0	0	-	2	2	0	0	-	4	4	0	0	-
1995-96	2	2	0	0	-	2	1	1	0	-	4	3	1	0	-
1996-97	2	1	1	0	-	2	0	1	1	-	4	1	2	1	-
1997-98	2	0	2	0	-	2	0	1	1	-	4	0	3	1	-
1998-99	2	1	1	0	-	2	2	0	0	-	4	3	1	0	-
1999-00	2	1	1	0	0	2	0	2	0	0	4	1	3	0	0
2000-01	2	1	0	0	1	2	0	2	0	0	4	1	2	0	1
2001-02	2	0	2	0	0	2	1	1	0	0	4	1	3	0	0
2002-03	2	0	2	0	0	2	1	0	0	1	4	1	2	0	1
2003-04	2	0	2	0	0	2	1	0	0	1	4	1	2	0	1
2005-06	2	1	1	-	0	2	1	1	-	0	4	2	2	-	0
2006-07	2	0	2	-	0	2	0	2	-	0	4	0	4	-	0
2007-08	2	1	1	-	0	2	0	2	-	0	4	1	3	-	0
2008-09	2	1	1	-	0	2	2	0	-	0	4	3	1	-	0
2009-10	2	0	2	-	0	2	1	1	-	0	4	1	3	-	0
2010-11	2	0	2	-	0	2	0	2	-	0	4	0	4	-	0
2011-12	2	1	1	-	0	2	0	1	-	1	4	1	2	-	1
2012-13	2	1	1	-	0	1	0	1	-	0	3	1	2	-	0
2013-14	2	1	1	0	0	2	1	1	0	0	4	2	2	0	0
TOTALS	40	15	23	1	1	39	15	19	2	3	79	30	42	3	4

FASTFACTS

	OVERALL	AT HOME	ON ROAD
Last Win:	3/25/14	3/25/14	12/19/13
Last Loss:	12/3/13	12/3/13	11/9/13
Last Tie:	10/23/97	4/2/94	10/23/97
Overtime Record:	2-4-3	0-1-1	2-3-2
Shutouts by Panthers:	3	1	2
Last Time:	1/9/10 (3-0)	2/15/95 (2-0)	1/9/10 (3-0)
Shutouts of Panthers:	6	2	4
Last Time:	2/14/07 (4-0)	12/3/03 (4-0)	2/14/07 (4-0)
Shootout Record:	1-0	1-0	Never
Last Time:	3/25/14	3/25/14	Never
Most Goals:	6 (3X) MR: (3/8/06)	6 (3X) MR: (3/8/06)	5 (3X) MR: (4/13/06)
Most Goals Against:	6 (5X) MR: (2/15/12)	6 (4X) MR: (2/15/12)	6 (11/30/06)

OPPONENTS

ONE UNDER THE SUN





PHILADELPHIA FLYERS

Wells Fargo Center

3601 South Broad Street, Philadelphia PA 19148 Phone: (215)-336-3600

www.philadelphiaflyers.com

YEARBYYEAR

SEASON	HOME					AWAY					OVERALL				
	GP	W	L	T	OTL	GP	W	L	T	OTL	GP	W	L	T	OTL
1993-94	2	1	1	0	-	3	0	2	1	-	5	1	3	1	-
1994-95	2	0	2	0	-	2	1	0	1	-	4	1	2	1	-
1995-96	3	1	2	0	-	2	1	0	1	-	5	2	2	1	-
1996-97	2	0	2	0	-	3	2	1	0	-	5	2	3	0	-
1997-98	3	1	2	0	-	3	1	2	0	-	6	2	4	0	-
1998-99	2	1	1	0	-	2	1	0	1	-	4	2	1	1	-
1999-00	2	1	1	0	0	2	0	2	0	0	4	1	3	0	0
2000-01	2	0	2	0	0	2	1	1	0	0	4	1	3	0	0
2001-02	2	0	1	0	1	2	0	1	1	0	4	0	2	1	1
2002-03	2	0	2	0	0	2	1	0	1	0	4	1	2	1	0
2003-04	2	0	1	1	0	2	1	1	0	0	4	1	2	1	0
2005-06	2	0	1	-	1	2	0	1	-	1	4	0	2	-	2
2006-07	2	2	0	-	0	2	2	0	-	0	4	4	0	-	0
2007-08	2	1	1	-	0	2	1	1	-	0	4	2	2	-	0
2008-09	2	1	0	-	1	2	1	1	-	0	4	2	1	-	1
2009-10	2	2	0	-	0	2	1	1	-	0	4	3	1	-	0
2010-11	2	0	2	-	0	2	1	1	-	0	4	1	3	-	0
2011-12	2	0	1	-	1	2	1	1	-	0	4	1	2	-	1
2012-13	1	0	1	-	0	2	2	0	-	0	3	2	1	-	0
2013-14	2	1	1	0	0	1	0	1	0	0	3	1	2	0	0
TOTALS	41	12	24	1	4	42	18	17	6	1	83	30	41	7	5

Arena: Wells Fargo Center

Capacity: 19,500

Entered NHL: 1967-1968 Season

Chairman: Ed Snider

President: Paul Holmgren

General Manager: Ron Hextall

Head Coach: Craig Berube

Assistant Coaches: Gord Murphy, Joe Mullen, Ian Laperriere

Goaltending Coach: Jeff Reese

2013-2014 Results

Oct. 8: Panthers (1) at Flyers (2)

Nov. 25: Panthers (3) vs. Flyers (1)

Apr. 8: Panthers (2) vs Flyers (5)



FASTFACTS

	OVERALL	AT HOME	ON ROAD
Last Win:	11/25/13	11/25/13	2/21/13
Last Loss:	4/8/14	4/8/14	10/8/13
Last Tie:	1/28/04	1/28/04	11/13/02
Overtime Record:	2-7-7	0-5-1	2-2-6
Shutouts by Panthers:	2	Never	2
Last Time:	12/20/10 (5-0)	Never	12/20/10 (5-0)
Shutouts of Panthers:	5	2	3
Last Time:	3/18/12 (5-0)	12/30/07 (1-0)	3/18/12 (5-0)
Shootout Record:	1-3	1-3	Never
Last Time:	2/7/13 (3-2)	2/7/13 (3-2)	Never
Most Goals:	7 (3/3/10)	7 (3/3/10)	5 (12/20/10)
Most Goals Against:	7 (4/16/98)	7 (4/16/98)	5 (10X)MR (3/8/12)

2014-15 SCHEDULE VS FLYERS

Nov. 1: Panthers vs. Flyers

Nov. 6: Panthers at Flyers

Dec. 18: Panthers at Flyers

OPPONENTS





PITTSBURGHPENGUINS

Consol Energy Center

1001 Fifth Avenue, Pittsburgh PA 15219 Phone: (412)-642-1800

www.pittsburghpenguins.com

Arena: Consol Energy Center

Capacity: 19,758

Entered NHL: 1967-1968 Season

Co-Owner & Chairman: Mario Lemieux

President & CEO: David Morehouse

Executive Vice President & General Manager:

Jim Rutherford

Head Coach: Mike Johnston

Assistant Coaches: Rick Tocchet, Gary Agnew

Goaltending Coach: Mike Bales

2013-2014 Results

Oct. 11: Panthers (6) vs Penguins (3)

Nov. 30: Panthers (1) vs. Penguins (5)

Jan. 20: Panthers (5) at Penguins (1)



2014-15 SCHEDULE VS PENGUINS

Dec. 20: Panthers at Penguins

Dec. 22: Panthers vs. Penguins

Feb. 24: Panthers at Penguins

YEARBYYEAR

SEASON	HOME					AWAY					OVERALL				
	GP	W	L	T	OTL	GP	W	L	T	OTL	GP	W	L	T	OTL
1993-94	2	0	2	0	-	2	0	1	1	-	4	0	3	1	-
1994-95	2	1	1	0	-	2	1	1	0	-	4	2	2	0	-
1995-96	2	1	1	0	-	2	0	2	0	-	4	1	3	0	-
1996-97	2	2	0	0	-	2	0	2	0	-	4	2	2	0	-
1997-98	2	1	1	0	-	2	1	0	1	-	4	2	1	1	-
1998-99	2	1	1	0	-	3	0	3	0	-	5	1	4	0	-
1999-00	2	1	1	0	0	2	1	1	0	0	4	2	2	0	0
2000-01	2	0	1	1	0	2	1	0	0	1	4	1	1	1	1
2001-02	2	2	0	0	0	2	0	0	1	1	4	2	0	1	1
2002-03	2	2	0	0	0	2	2	0	0	0	4	4	0	0	0
2003-04	2	2	0	0	0	2	2	0	0	0	4	4	0	0	0
2005-06	2	1	1	-	0	2	2	0	-	0	4	3	1	-	0
2006-07	2	1	0	-	1	2	1	1	-	0	4	2	1	-	1
2007-08	2	1	1	-	0	2	0	2	-	0	4	1	3	-	0
2008-09	2	1	1	-	0	2	1	0	-	1	4	2	1	-	1
2009-10	2	1	0	-	1	2	0	0	-	2	4	1	0	-	3
2010-11	2	0	2	-	0	2	0	1	-	1	4	0	3	-	1
2011-12	2	1	1	-	0	2	0	1	-	1	4	1	2	-	1
2012-13	2	1	1	-	0	1	0	1	-	0	3	1	2	-	0
2013-14	2	1	1	0	0	1	1	0	0	0	3	2	1	0	0
TOTALS	40	21	16	1	2	39	13	16	3	7	79	34	32	4	9

FASTFACTS

	OVERALL	AT HOME	ON ROAD
Last Win:	1/20/14	10/11/13	1/20/14
Last Loss:	11/30/13	11/30/13	2/22/13
Last Tie:	10/28/01	12/20/00	10/28/01
Overtime Record:	3-5-4	2-2-1	1-3-3
Shutouts by Panthers:	5	3	2
Last Time:	2/20/04 (2-0)	1/18/03 (3-0)	2/20/04 (2-0)
Shutouts of Panthers:	4	Never	4
Last Time:	1/5/08 (3-0)	Never	1/5/08 (3-0)
Shootout Record:	0-4	Never	0-4
Last Time:	3/9/12 (1-2)	Never	3/9/12 (1-2)
Most Goals:	6 (6X) MR: (2/26/13)	6 (4X) MR: (2/26/13)	6 (2X) MR: (1/3/09)
Most Goals Against:	7 (2X) MR: (12/30/98)	6 (2X) MR: (3/16/01)	7 (2X) MR: (12/30/98)

OPPONENTS

ONE UNDER THE SUN





ST. LOUIS BLUES

Scottrade Center

1401 Clark Avenue, Saint Louis MO 63103 Phone: (314)-622-2500

www.stlouisblues.com

YEAR BY YEAR

SEASON	HOME					AWAY					OVERALL				
	GP	W	L	T	OTL	GP	W	L	T	OTL	GP	W	L	T	OTL
1993-94	1	0	1	0	-	1	0	1	0	-	2	0	2	0	-
1994-95	DID NOT PLAY														
1995-96	1	0	0	1	-	1	0	1	0	-	2	0	1	1	-
1996-97	1	1	0	0	-	1	1	0	0	-	2	2	0	0	-
1997-98	1	0	1	0	-	1	0	1	0	-	2	0	2	0	-
1998-99	1	0	1	0	-	1	0	0	1	-	2	0	1	1	-
1999-00	1	0	0	1	0	1	0	1	0	0	2	0	1	1	0
2000-01	1	1	0	0	0	1	0	1	0	0	2	1	1	0	0
2001-02	1	0	1	0	0	0	0	0	0	0	1	0	1	0	0
2002-03	0	0	0	0	0	1	0	1	0	0	1	0	1	0	0
2003-04	1	0	0	0	1	1	0	1	0	0	2	0	1	0	1
2005-06	1	1	0	-	0	0	0	0	-	0	1	1	0	-	0
2006-07	DID NOT PLAY														
2007-08	0	0	0	-	0	1	1	0	-	0	1	1	0	-	0
2008-09	1	1	0	-	0	1	0	1	-	0	2	1	1	-	0
2009-10	0	0	0	-	0	1	1	0	-	0	1	1	0	-	0
2010-11	1	0	1	-	0	0	0	0	-	0	1	0	1	-	0
2011-12	0	0	0	-	0	1	0	1	-	0	1	0	1	-	0
2012-13	DID NOT PLAY														
2013-14	1	0	1	0	0	1	0	1	0	0	2	0	2	0	0
TOTALS	13	4	6	2	1	14	3	10	1	0	27	7	16	3	1

Arena: Scottrade Center

Capacity: 19,260

Entered NHL: 1967-1968 Season

Chairman & Governor: Tom Stillman

Executive Vice President & General Manager:

Doug Armstrong

Head Coach: Ken Hitchcock

Assistant Coaches: Brad Shaw, Ray Bennett

Goaltending Coach: Jim Corsi

2013-2014 Results

Oct. 5: Panthers (0) at Blues (7)

Nov. 1: Panthers (0) vs. Blues (4)



FAST FACTS

	OVERALL	AT HOME	ON ROAD
Last Win:	10/31/09	3/7/09	10/31/09
Last Loss:	11/1/13	11/1/13	10/5/13
Last Tie:	3/4/00	3/4/00	2/18/99
Overtime Record:	1-1-3	1-1-2	0-0-1
Shutouts by Panthers:	4	1	3
Last Time:	10/31/09 (4-0)	2/19/01 (3-0)	10/31/09 (4-0)
Shutouts of Panthers:	8	2	6
Last Time:	11/1/13 (4-0)	11/1/13 (4-0)	10/5/13 (7-0)
Shootout Record:	Never	Never	Never
Last Time:	Never	Never	Never
Most Goals:	5 (3/7/09)	5 (3/7/09)	4 (10/31/09)
Most Goals Against:	5 (4X) MR: (12/2/00)	5 (2/8/99)	5 (3X) MR: (12/2/00)

2014-15 SCHEDULE VS BLUES

Dec. 8: Panthers at Blues

Feb. 15: Panthers vs. Blues

OPPONENTS





SANJOSESHARKS

SAP Center

525 West Santa Clara Street, San Jose CA 95113 Phone: (408)-287-7070

www.sjsharks.com

Arena: SAP Center

Capacity: 17,496

Entered NHL: 1991-1992 Season

Executive Vice President & General Manager:

Doug Wilson

Head Coach: Todd McLellan

Assistant Coaches: Jim Johnson, Jay Woodcroft

Goaltending Coach: Corey Schwab

2013-2014 Results

Jan. 16: Panthers (1) vs. Sharks (2)

Mar. 18: Panthers (3) at Sharks (1)



2014-15 SCHEDULE VS SHARKS

Nov. 11: Panthers vs. Sharks

Nov. 20: Panthers at Sharks

YEARBYYEAR

SEASON	HOME					AWAY					OVERALL				
	GP	W	L	T	OTL	GP	W	L	T	OTL	GP	W	L	T	OTL
1993-94	1	0	0	1	-	1	0	1	0	-	2	0	1	1	-
1994-95	DID NOT PLAY														
1995-96	1	1	0	0	-	1	1	0	0	-	2	2	0	0	-
1996-97	1	0	0	1	-	1	0	0	1	-	2	0	0	2	-
1997-98	1	0	0	1	-	1	0	0	1	-	2	0	0	2	-
1998-99	1	0	0	1	-	1	0	1	0	-	2	0	1	1	-
1999-00	1	1	0	0	0	1	1	0	0	0	2	2	0	0	0
2000-01	1	0	0	1	0	1	0	1	0	0	2	0	1	1	0
2001-02	0	0	0	0	0	1	0	1	0	0	1	0	1	0	0
2002-03	1	0	1	0	0	0	0	0	0	0	1	0	1	0	0
2003-04	1	0	1	0	0	1	0	1	0	0	2	0	2	0	0
2005-06	0	0	0	-	0	1	0	1	-	0	1	0	1	-	0
2006-07	1	0	1	-	0	0	0	0	-	0	1	0	1	-	0
2007-08	DID NOT PLAY														
2008-09	1	1	0	-	0	0	0	0	-	0	1	1	0	-	0
2009-10	0	0	0	-	0	1	1	0	-	0	1	1	0	-	0
2010-11	1	1	0	-	0	0	0	0	-	0	1	1	0	-	0
2011-12	0	0	0	-	0	1	1	0	-	0	1	1	0	-	0
2012-13	DID NOT PLAY														
2013-14	1	0	1	0	0	1	1	0	0	0	2	1	1	0	0
TOTALS	13	4	4	5	0	13	5	6	2	0	26	9	10	7	0

FASTFACTS

	OVERALL	AT HOME	ON ROAD
Last Win:	3/18/14	2/13/11	3/18/14
Last Loss:	1/16/14	1/16/14	12/8/05
Last Tie:	3/7/01	3/7/01	1/24/98
Overtime Record:	1-0-7	0-0-5	1-0-2
Shutouts by Panthers:	Never	Never	Never
Last Time:	Never	Never	Never
Shutouts of Panthers:	3	1	2
Last Time:	1/16/14(3-0)	1/16/14(3-0)	2/3/04 (3-0)
Shootout Record:	Never	Never	Never
Last Time:	Never	Never	Never
Most Goals:	5 (2X) MR: (12/3/11)	4 (3X) MR: (10/24/08)	5 (2X) MR: (12/3/11)
Most Goals Against:	7 (11/16/02)	7 (11/16/02)	6 (2X) MR: (12/8/05)

OPPONENTS

ONE UNDER THE SUN





TAMPABAYLIGHTNING

Amalie Arena

401 Channelside Drive, Tampa FL 33602, Phone: (813)-301-6500

www.tampabaylightning.com

YEARBYYEAR

SEASON	HOME					AWAY					OVERALL				
	GP	W	L	T	OTL	GP	W	L	T	OTL	GP	W	L	T	OTL
1993-94	2	1	0	1	-	3	2	0	1	-	5	3	0	2	-
1994-95	2	2	0	0	-	2	1	1	0	-	4	3	1	0	-
1995-96	3	1	2	0	-	3	2	1	0	-	6	3	3	0	-
1996-97	3	2	0	1	-	2	0	1	1	-	5	2	1	2	-
1997-98	2	2	0	0	-	3	0	1	2	-	5	2	1	2	-
1998-99	3	3	0	0	-	2	2	0	0	-	5	5	0	0	-
1999-00	2	1	0	1	0	3	3	0	0	0	5	4	0	1	0
2000-01	3	2	1	0	0	2	0	2	0	0	5	2	3	0	0
2001-02	2	0	1	0	1	3	2	1	0	0	5	2	2	0	1
2002-03	3	0	1	1	1	2	0	1	1	0	5	0	2	2	1
2003-04	3	2	1	0	0	3	0	2	1	0	6	2	3	1	0
2005-06	4	4	0	-	0	4	2	2	-	0	8	6	2	-	0
2006-07	4	3	1	-	0	4	2	1	-	1	8	5	2	-	1
2007-08	4	3	1	-	0	4	1	3	-	0	8	4	4	-	0
2008-09	3	1	0	-	2	3	2	1	-	0	6	3	1	-	2
2009-10	3	2	1	-	0	3	1	1	-	1	6	3	2	-	1
2010-11	3	2	0	-	1	3	2	1	-	0	6	4	1	-	1
2011-12	3	1	0	-	2	3	1	2	-	0	6	2	2	-	2
2012-13	2	0	2	-	1	3	2	1	-	0	5	2	2	-	1
2013-14	2	0	1	0	1	2	0	2	0	0	4	0	3	0	1
TOTALS	56	32	12	4	9	57	25	24	6	2	113	57	35	10	11

Arena: Amalie Arena

Capacity: 20,500

Entered NHL: 1991-1992 Season

Chairman and Governor: Jeff Vinik

Vice President & General Manager: Steve Yzerman

Head Coach: Jon Cooper

Assistant Coaches: Rick Bowness, George Gwozdecky, Steve Thomas

Goaltending Coach: Frantz Jean

2013-2014 Results

Oct. 10: Panthers (2) at Lightning (7)

Oct. 27: Panthers (3) vs. Lightning (4) (SO)

Dec. 23: Panthers (1) vs Lightning (6)

Mar. 13: Panthers(4) at Lightning (5)



FASTFACTS

	OVERALL	AT HOME	ON ROAD
Last Win:	4/27/13	10/15/11	4/27/13
Last Loss:	3/13/14	12/23/14	3/13/14
Last Tie:	12/31/03	2/8/03	12/31/03
Overtime Record:	7-4-10	6-4-4	1-0-6
Shutouts by Panthers:	8	6	2
Last Time:	10/16/10 (6-0)	10/16/10 (6-0)	10/7/01 (5-0)
Shutouts of Panthers:	1	Never	1
Last Time:	3/1/97 (2-0)	Never	3/1/97 (2-0)
Shootout Record:	5-7	1-5	4-2
Last Time:	10/27/13(3-4)	10/27/13(3-4)	4/2/13 (3-2)
Most Goals:	8 (2/28/06)	7 (1/1/00)	8 (2/28/06)
Most Goals Against:	6 (5X) MR: (2/16/13)	6 (3X) MR: (2/16/13)	6(2X)MR:(2/4/12)

2014-15 SCHEDULE VS LIGHTNING

Oct. 9: Panthers at Lightning

Mar. 1: Panthers vs. Lightning

Mar. 24: Panthers at Lightning

Apr. 4: Panthers vs. Lightning





TORONTOMAPLELEAFS

Air Canada Centre

40 Bay Street, Toronto ON Canada M5J 2X2, Phone: (416)-815-5500

www.mapleleafs.com

Arena: Air Canada Centre

Capacity: 19,800

Entered NHL: 1917-1918 Season

President & Alternate Governor: Brendan Shanahan

General Manager & Senior Vice President: Dave Nonis

Head Coach: Randy Carlyle

Assistant Coaches: Peter Horacheck, Steve Spott, Chris Dennis

Goaltending Coach: Rick St. Croix

2013-2014 Results

Dec. 17: Panthers (3) at Maple Leafs (1)

Jan. 30: Panthers (3) at Maple Leafs (6)

Feb. 4: Panthers (4) vs Maple Leafs (1)

Apr. 10: Panthers (4) vs. Maple Leafs (2)



2014-15 SCHEDULE VS LEAFS

Dec. 28: Panthers vs. Maple Leafs

Feb. 17: Panthers at Maple Leafs

Mar. 3: Panthers vs. Maple Leafs

Mar. 26: Panthers at Maple Leafs

YEARBYYEAR

SEASON	HOME					AWAY					OVERALL				
	GP	W	L	T	OTL	GP	W	L	T	OTL	GP	W	L	T	OTL
1993-94	2	0	1	1	-	1	0	1	0	-	3	0	2	1	-
1994-95	DID NOT PLAY														
1995-96	1	1	0	0	-	1	1	0	0	-	2	2	0	0	-
1996-97	1	0	0	1	-	1	0	1	0	-	2	0	1	1	-
1997-98	1	0	1	0	-	1	0	1	0	-	2	0	2	0	-
1998-99	2	1	0	1	-	2	0	2	0	-	4	1	2	1	-
1999-00	2	1	1	0	0	1	0	1	0	0	3	1	2	0	0
2000-01	2	0	2	0	0	2	1	0	1	0	4	1	2	1	0
2001-02	2	1	1	0	0	2	0	1	1	0	4	1	2	1	0
2002-03	2	0	1	1	0	2	2	0	0	0	4	2	1	1	0
2003-04	2	1	0	1	0	2	0	2	0	0	4	1	2	1	0
2005-06	2	0	2	-	0	2	0	1	-	1	4	0	3	-	1
2006-07	2	1	1	-	0	2	1	0	-	1	4	2	1	-	1
2007-08	2	0	0	-	2	2	1	1	-	0	4	1	1	-	2
2008-09	2	2	0	-	0	2	2	0	-	0	4	4	0	-	0
2009-10	2	1	1	-	0	2	1	1	-	0	4	2	2	-	0
2010-11	2	2	0	-	0	2	0	1	-	1	4	2	1	-	1
2011-12	2	2	0	-	0	2	2	0	-	0	4	4	0	-	0
2012-13	2	0	2	-	0	1	0	1	-	0	3	0	3	-	0
2013-14	2	2	0	0	0	2	1	1	0	0	4	3	1	0	0
TOTALS	35	15	13	5	2	32	12	15	2	3	67	27	28	7	5

FASTFACTS

	OVERALL	AT HOME	ON ROAD
Last Win:	4/10/14	4/10/14	12/17/13
Last Loss:	1/30/14	4/25/13	1/30/14
Last Tie:	12/29/03	12/29/03	4/6/02
Overtime Record:	2-3-7	1-2-5	1-1-2
Shutouts by Panthers:	4	3	1
Last Time:	3/17/11 (4-0)	3/17/11 (4-0)	2/5/08 (8-0)
Shutouts of Panthers:	4	3	1
Last Time:	4/25/13 (4-0)	4/25/13 (4-0)	3/9/04 (5-0)
Shootout Record:	0-3	0-1	0-2
Last Time:	2/1/11 (3-4)	2/27/08 (3-4)	2/1/11 (3-4)
Most Goals:	8 (2/5/08)	5 (5X) MR: (3/13/12)	8 (2/5/08)
Most Goals Against:	9 (4/10/99)	6 (3X) MR: (11/27/09)	9 (4/10/99)

OPPONENTS

ONE UNDER THE SUN





VANCOUVER CANUCKS

Rogers Arena

800 Griffiths Way, Vancouver BC Canada V6B 6G1, Phone: (604)-899-7400

www.canucks.com

YEAR BY YEAR

SEASON	HOME					AWAY					OVERALL				
	GP	W	L	T	OTL	GP	W	L	T	OTL	GP	W	L	T	OTL
1993-94	1	1	0	0	-	1	1	0	0	-	2	2	0	0	-
1994-95	DID NOT PLAY														
1995-96	1	0	0	1	-	1	0	1	0	-	2	0	1	1	-
1996-97	1	1	0	0	-	1	0	0	1	-	2	1	0	1	-
1997-98	1	0	1	0	-	1	0	0	1	-	2	0	1	1	-
1998-99	1	0	1	0	-	1	0	0	1	-	2	0	1	1	-
1999-00	1	1	0	0	0	1	0	1	0	0	2	1	1	0	0
2000-01	1	0	0	0	1	0	0	0	0	0	1	0	0	0	1
2001-02	0	0	0	0	0	1	0	0	1	0	1	0	0	1	0
2002-03	1	0	1	0	0	1	0	1	0	0	2	0	2	0	0
2003-04	0	0	0	0	0	1	0	0	1	0	1	0	0	1	0
2005-06	DID NOT PLAY														
2006-07	0	0	0	-	0	1	0	0	-	1	1	0	0	-	1
2007-08	1	1	0	-	0	0	0	0	-	0	1	1	0	-	0
2008-09	0	0	0	-	0	1	0	1	-	0	1	0	1	-	0
2009-10	10	1	-	0	0	0	0	-	0	1	0	1	-	0	0
2010-11	0	0	0	0	0	1	0	1	0	0	1	0	1	0	0
2011-12	1	1	0	0	0	0	0	0	0	0	1	1	0	0	0
2012-13	DID NOT PLAY														
2013-14	1	0	0	0	1	1	1	0	0	0	2	1	0	0	1
TOTALS	12	5	4	1	2	13	2	5	5	1	25	7	9	6	3

Arena: Rogers Arena

Capacity: 18,910

Entered NHL: 1970-1971 Season

Chairman & Governor: Francesco Aquilini

General Manager: Jim Benning

Head Coach: Willie Desjardins

Assistant Coaches: Glen Gulutzan, Doug Lidster

Goaltending Coach: Ronald Melanson

2013-2014 Results

Nov. 19: Panthers (3) at Canucks (2) (SO)

Mar. 16: Panthers (3) vs. Canucks (4) (SO)



FAST FACTS

	OVERALL	AT HOME	ON ROAD
Last Win:	11/19/13	1/9/12	11/19/13
Last Loss:	3/16/14	3/16/14	10/11/10
Last Tie:	1/11/04	11/16/95	1/11/04
Overtime Record:	0-1-6	0-1-1	0-0-5
Shutouts by Panthers:	Never	Never	Never
Last Time:	Never	Never	Never
Shutouts of Panthers:	2	2	Never
Last Time:	2/11/10 (3-0)	2/11/10 (3-0)	Never
Shootout Record:	2-2	1-1	1-1
Last Time:	3/19/14 (3-4)	23/16/14 (3-4)	11/19/13 (3-2)
Most Goals:	5 (2X) MR: (10/20/99)	5 (2X) MR: (10/20/99)	4 (1/14/97)
Most Goals Against:	7 (1/3/96)	5 (2X) MR: (11/30/02)	7 (1/3/96)

2014-15 SCHEDULE VS CANUCKS

Jan. 8: Panthers at Canucks

Jan. 19: Panthers vs. Canucks

OPPONENTS





WASHINGTON CAPITALS

Verizon Center

601 f Street Northwest, Washington DC 20004, Phone: (202)-628-3200

www.washingtoncaps.com

Arena: Verizon Center
Capacity: 18,277
Entered NHL: 1974-1975 Season

Majority Owner, Chairman, & CEO: Ted Leonsis

Vice Chairman & COO: Dan Patrick

Vice Chairman & General Manager: Brian MacLellan

Head Coach: Barry Trotz

Assistant Coaches: Blaine Forsythe, Lane Lambert, Todd Reirden

Goaltending Coach: Scott Murray

2013-2014 Results

Nov. 2: Panthers (2) at Capitals (3) (SO)

Dec. 13: Panthers (3) vs. Capitals (2) (SO)

Feb. 27: Panthers (4) vs Capitals (5)



2014-15 SCHEDULE VS CAPITALS

Oct. 18: Panthers at Capitals

Dec. 16: Panthers vs. Capitals

Jan. 4: Panthers at Capitals

YEARBYYEAR

SEASON	HOME				AWAY				OVERALL			
	GP	W	L	T OTL	GP	W	L	T OTL	GP	W	L	T OTL
1993-94	3	2	1	0 -	2	0	1	1 -	5	2	2	1 -
1994-95	2	1	0	1 -	2	0	2	0 -	4	1	2	1 -
1995-96	2	0	1	1 -	3	3	0	0 -	5	3	1	1 -
1996-97	3	1	2	0 -	2	0	0	2 -	5	1	2	2 -
1997-98	3	2	1	0 -	3	1	2	0 -	6	3	3	0 -
1998-99	2	0	2	0 -	3	1	1	1 -	5	1	3	1 -
1999-00	3	2	1	0 0	2	0	1	0 1	5	2	2	0 1
2000-01	2	1	1	0 0	3	0	3	0 0	5	1	4	0 0
2001-02	3	1	1	0 1	2	1	1	0 0	5	2	2	0 1
2002-03	2	0	1	1 0	3	0	2	0 1	5	0	3	1 1
2003-04	3	1	1	1 0	3	2	0	1 0	6	3	1	2 0
2005-06	4	3	0	0 1	4	4	0	0 0	8	7	0	0 1
2006-07	4	3	1	- 0	4	2	2	- 0	8	5	3	- 0
2007-08	4	2	2	- 0	4	2	2	- 0	8	4	4	- 0
2008-09	3	1	2	- 0	3	2	1	- 0	6	3	3	- 0
2009-10	3	0	2	- 1	3	0	3	- 0	6	0	5	- 1
2010-11	3	2	0	- 1	3	1	2	- 0	6	3	2	- 1
2011-12	3	2	1	- 0	3	0	3	- 0	6	2	4	- 0
2012-13	2	0	2	- 1	2	0	2	- 0	4	0	3	- 1
2013-14	2	1	1	0 0	1	0	0	0 1	3	1	1	0 1
TOTALS	56	25	23	4 4	55	19	28	5 3	111	44	50	9 8

FASTFACTS

	OVERALL	AT HOME	ON ROAD
Last Win:	12/13/13	12/13/13	12/9/10
Last Loss:	2/27/14	2/27/14	11/2/13
Last Tie:	2/21/04	10/26/02	2/21/04
Overtime Record:	3-6-9	2-3-4	1-3-5
Shutouts by Panthers:	5	1	4
Last Time:	4/9/11 (1-0)	4/9/11 (1-0)	12/9/10 (3-0)
Shutouts of Panthers:	12	5	7
Last Time:	2/9/13 (0-5)	3/17/09 (3-0)	2/9/13 (0-5)
Shootout Record:	5-3	1-2	4-1
Last Time:	12/13/13(3-2)	12/13/13(3-2)	11/2/13(2-3)
Most Goals:	7 (2X) MR: (4/11/09)	7 (2X) MR: (4/11/09)	6 (2X) MR: (3/1/09)
Most Goals Against:	12 (1/11/03)	7 (3/16/10)	12 (1/11/03)

OPPONENTS

ONE UNDER THE SUN





WINNIPEG JETS

MTS Centre

300 Portage Avenue, Winnipeg, Manitoba Canada R3C 5S4, Phone: (204)-987-7825

www.winnipegjets.com

YEAR BY YEAR

SEASON	HOME					AWAY					OVERALL				
	GP	W	L	T	OTL	GP	W	L	T	OTL	GP	W	L	T	OTL
1999-00	3	2	0	1	0	2	0	1	1	0	5	2	1	2	0
2000-01	2	0	2	0	0	3	1	0	1	1	5	1	2	1	1
2001-02	3	1	2	0	0	2	0	0	2	0	5	1	2	2	0
2002-03	2	1	1	0	0	3	2	0	0	1	5	3	1	0	1
2003-04	3	0	2	0	1	3	1	2	0	0	6	1	4	0	1
2005-06	4	3	1	-	0	4	0	3	-	1	8	3	4	-	1
2006-07	4	2	2	-	0	4	0	4	-	0	8	2	6	-	0
2007-08	4	2	2	-	0	4	3	0	-	1	8	5	2	-	1
2008-09	3	2	1	-	0	3	2	1	-	0	6	4	2	-	0
2009-10	3	2	0	-	1	3	0	3	-	0	6	2	3	-	1
2010-11	3	0	2	-	1	3	2	0	-	1	6	2	2	-	2
2011-12	3	1	0	-	2	3	2	1	-	0	6	3	1	-	2
2012-13	3	2	0	-	1	2	0	1	-	1	5	2	1	-	2
2013-14	1	1	0	0	0	1	0	1	0	0	2	1	1	0	0
TOTALS	41	19	15	1	6	40	13	17	4	6	81	32	32	5	12

Arena: MTS Centre

Capacity: 15,004

Entered NHL: 1999-2000 Season (Atlanta)

Executive Chairman: Mark Chipman

Executive Vice President & General Manager:

Kevin Cheveldayoff

Vice President & COO: John Olfert

Head Coach: Paul Maurice

Assistant Coaches: Charlie Huddy, Pascal Vincent

Goaltending Coach: Wade Flaherty

2013-2014 Results

Dec. 5: Panthers (5) vs. Jets (2)

Dec. 20: Panthers (2) at Jets (5)



FAST FACTS

	OVERALL	AT HOME	ON ROAD
Last Win:	12/5/13	12/5/13	1/21/12
Last Loss:	12/20/13	3/8/13	12/20/13
Last Tie:	4/10/02	12/22/99	4/10/02
Overtime Record:	4-8-5	3-3-1	1-5-4
Shutouts by Panthers:	3	3	Never
Last Time:	1/18/10 (1-0)	1/18/10 (1-0)	Never
Shutouts of Panthers:	4	1	3
Last Time:	3/1/12 (7-0)	3/27/04 (3-0)	3/1/12 (7-0)
Shootout Record:	4-4	1-3	3-1
Last Time:	1/21/12 (4-3)	10/31/11 (3-4)	1/21/12 (4-3)
Most Goals:	8 (1/10/09)	8 (1/10/09)	7 (2/10/01)
Most Goals Against:	7 (3X) MR: (4/11/13)	6 (3X) MR: (10/23/06)	7 (3X) MR:

2014-15 SCHEDULE VS JETS

Jan. 13: Panthers at Jets

Mar. 12: Panthers vs. Jets

OPPONENTS





TOP SCORERS VS FLORIDA PANTHERS

PLAYER	TEAM(S)	GP	G	A	PTS
Kovalchuk, Ilya	ATL, NJ	57	35	33	68
Jagr, Jaromir	PIT, WSH, NYR, PHI	56	31	33	64
Brind'Amour, Rod	STL, PHI, CAR	84	28	35	63
Hossa, Marian	OTT, ATL, PIT, DET	49	31	28	59
	CHI				
Lecavalier, Vincent	TBL	74	24	38	62
St. Louis, Martin	TBL	65	26	31	57
Alfredsson, Daniel	OTT	55	26	31	57
Recchi, Mark	PIT, MTL, PHI, CAR	69	17	35	52
	ATL, TB, BOS				
Ovechkin, Alex	WSH	43	24	27	51
Prospal, Vaclav	PHI, OTT, TBL, ANA	59	14	32	46
	NYR				
Kovalev, Alexei	NYR, PIT, MTL, OTT	71	18	27	45
Elias, Patrik	NJD	51	22	23	45
Richards, Brad	TBL, DAL, NYR	50	16	28	44
Gonchar, Sergei	WSH, BOS, PIT, OTT	63	10	33	43

PLAYER	TEAM(S)	GP	G	A	PTS
Kozlov, Slava	DET, BUF, ATL	61	16	26	42
Savard, Marc	NYR, CGY, ATL, BOS	35	8	29	37
Leetch, Brian	NYR, TOR, BOS	48	8	28	36
Zubrus, Dainius	PHI, MTL, WSH	68	16	23	39
	BUF, NJ				
Knuble, Mike	DET, NYR, BOS, PHI	58	17	20	37
	WSH				
Koivu, Saku	MTL, ANA	37	9	27	36
Gomez, Scott	NJ, NYR, MTL	43	8	27	35
Whitney, Ray	SJ, CBJ, DET, CAR	42	12	23	35
	PHX				
Shanahan, Brendan	STL, HAR, DET	29	10	24	34
	NYR, NJ				
Gagne, Simon	PHI, TBL, LAK	42	19	14	33
Heatley, Dany	ATL, OTT, SJ, MIN	31	17	16	33
Stillman, Cory	CGY, STL, TB, CAR	35	13	19	32
Sakic, Joe	COL	21	13	18	31
Francis, Ron	PIT, CAR	47	10	20	30

ALL-TIME RECORDS VS OTHER CLUBS

Team	GP-W-L-T-OTL
Anaheim	23-10-9-3-1
Boston	74-32-31-6-5
Buffalo	75-28-38-4-6
Calgary	23-9-8-3-3
Carolina	103-41-40-11-11
Chicago	27-9-14-3-1
Colorado	29-8-15-3-3
Columbus	12-4-4-0-4
Dallas	25-11-11-3-0
Detroit	23-4-11-5-3
Edmonton	22-8-8-3-3
Los Angeles	24-9-11-3-1
Minnesota	13-3-7-1-2
Montreal	74-34-27-6-8
Nashville	18-7-5-3-3

Team	GP-W-L-T-OTL
New Jersey	80-26-41-7-6
NY Islanders	81-39-27-8-7
NY Rangers	80-32-36-6-6
Ottawa	75-28-40-3-4
Philadelphia	80-29-39-7-5
Phoenix	24-9-10-3-2
Pittsburgh	76-32-31-4-9
St. Louis	25-7-14-3-1
San Jose	24-8-9-7-0
Tampa Bay	109-57-33-10-10
Toronto	63-24-27-7-5
Vancouver	23-6-9-6-2
Washington	108-43-50-9-7
Winnipeg/Atlanta	79-31-33-5-12

OPPONENTS

REGULAR SEASON RECORDS



REGULAR SEASON RECORDS





PANTHERS RECORDS: 1993-2014

SEASON	GP	W	L	T	OTL	PTS	PCT	GF	GA	DIV. FINISH	PLAYOFFS
1993-94	84	33	34	17		83	.494	233	233	5th	Did Not Qualify
1994-95	48	20	22	6		46	.479	115	127	5th	Did Not Qualify
1995-96	82	41	31	10		92	.561	254	234	3rd	Eastern Conf. Champions
1996-97	82	35	28	19		89	.543	221	201	4th	Lost Eastern Conf. Quarterfinals
1997-98	82	24	43	15		63	.384	203	256	6th	Did Not Qualify
1998-99	82	30	34	18		78	.476	210	228	2nd	Did Not Qualify
1999-00	82	43	27	6	6	98	.596	244	209	2nd	Lost Eastern Conf. Quarterfinals
2000-01	82	22	38	13	9	66	.402	200	246	3rd	Did Not Qualify
2001-02	82	22	44	10	6	60	.366	180	250	4th	Did Not Qualify
2002-03	82	24	36	13	9	70	.427	176	237	4th	Did Not Qualify
2003-04	82	28	35	15	4	75	.457	188	221	4th	Did Not Qualify
2005-06	82	37	34		11	85	.518	240	257	4th	Did Not Qualify
2006-07	82	35	31		16	86	.524	247	257	4th	Did Not Qualify
2007-08	82	38	35		9	85	.518	216	226	3rd	Did Not Qualify
2008-09	82	41	30		11	93	.567	231	223	3rd	Did Not Qualify
2009-10	82	32	37		13	77	.470	208	244	5th	Did Not Qualify
2010-11	82	30	40		12	72	.430	195	229	5th	Did Not Qualify
2011-12	82	38	26		18	94	.573	197	216	1st	Lost Eastern Conf. Quarterfinals
2012-13	48	15	27	-	6	36	.375	112	171	5th	Did Not Qualify
2013-14	82	29	45	-	8	66	.402	196	268	7th	Did Not Qualify
TOTALS	1574	617	677	142	138	1478	.469	3954	4362		

Regular Season Home and Road Records

SEASON	HOME W-L-T-OT	ROAD W-L-T-OT	OVERALL W-L-T-OT
1993-94	15-18-9-0	18-16-8-0	33-34-17-0
1994-95	9-12-3-0	11-10-3-0	20-22-6-0
1995-96	25-12-4-0	16-19-6-0	41-31-10-0
1996-97	21-12-8-0	14-16-11-0	35-28-19-0
1997-98	11-24-6-0	13-19-9-0	24-43-15-0
1998-99	17-17-7-0	13-17-11-0	30-34-18-0
1999-00	26-9-4-2	17-18-2-4	43-27-6-6
2000-01	12-18-7-4	10-20-6-5	22-38-13-9
2001-02	11-23-3-4	11-21-7-2	22-44-10-6
2002-03	8-21-7-5	16-15-6-4	24-36-13-9
2003-04	16-15-7-3	12-20-8-1	28-35-15-4
2005-06	25-11-0-5	12-23-0-6	37-34-0-11
2006-07	23-12-0-6	12-19-0-10	35-31-0-16
2007-08	18-15-0-8	20-20-0-1	38-35-0-9
2008-09	22-12-0-7	19-18-0-4	41-30-0-11
2009-10	16-16-0-9	16-21-0-4	32-37-0-13
2010-11	16-17-0-8	14-23-0-4	30-40-0-12
2011-12	21-9-0-11	17-17-0-7	38-26-0-18
2012-13	8-11-0-5	7-16-0-1	15-27-0-6
2013-14	16-20-0-5	13-25-0-3	29-45-0-8
TOTALS	336-304-65-82	281-373-77-56	617-677-142-138

All-Time Regular Season Shootout Records

	Home	Road	Overall
2005-06	1-4	3-1	4-5
2006-07	1-2	1-6	2-8
2007-08	2-6	3-0	5-6
2008-09	1-5	2-3	3-8
2009-10	2-7	4-3	6-10
2010-11	0-4	4-3	4-7
2011-12	3-9	3-2	6-11
2012-13	1-1	2-0	3-1
2013-14	5-4	3-2	8-6
TOTALS	16-42	25-20	41-62

Opening Game Records

SEASON OPENER (10-7-1-2)		
1993-94	Panthers 4	at Chicago 4 T
1994-95	Panthers 1	at NY Islanders 2 L
1995-96	Panthers 0	at New Jersey 4 L
1996-97	Panthers 3	at Philadelphia 1 W
1997-98	Panthers 1	at Philadelphia 3 L
1998-99	Panthers 4	vs. Tampa Bay 1 W
1999-00	Panthers 4	vs. Washington 3 W
2000-01	Panthers 3	vs. Vancouver 4 L-OT
2001-02	Panthers 2	at Philadelphia 5 L
2002-03	Panthers 3	vs. Tampa Bay 4 L-OT
2003-04	Panthers 3	vs. Carolina 1 W
2005-06	Panthers 2	vs. Atlanta 0 W
2006-07	Panthers 8	vs. Boston 3 W
2007-08	Panthers 2	at NY Rangers 5 L
2008-09	Panthers 4	at Carolina 6 L
2009-10 (Helsinki)	Panthers 4	at Chicago 3 W-SO
2010-11	Panthers 2	at Edmonton 3 L
2011-12	Panthers 2	at NY Islanders 0 W
2012-13	Panthers 5	vs. Carolina 1 W
2013-14	Panthers 4	at Dallas 2 W

HOME OPENER (11-5-2-2)

1993-94	Panthers 1	Pittsburgh 2 L
1994-95	Panthers 5	Pittsburgh 6 L
1995-96	Panthers 4	Calgary 3 W
1996-97	Panthers 1	NY Rangers 1 T
1997-98	Panthers 2	NY Islanders 2 T
1998-99	Panthers 4	Tampa Bay 1 W
1999-00	Panthers 4	Washington 3 W
2000-01	Panthers 3	Vancouver 4 L-OT
2001-02	Panthers 0	NY Islanders 3 L
2002-03	Panthers 3	Tampa Bay 4 L-OT
2003-04	Panthers 3	Carolina 1 W
2005-06	Panthers 2	Atlanta 0 W
2006-07	Panthers 8	Boston 3 W
2007-08	Panthers 1	New Jersey 4 L
2008-09	Panthers 3	Atlanta 2 W-OT
2009-10	Panthers 2	New Jersey 3 L
2010-11	Panthers 6	Tampa Bay 0 W
2011-12	Panthers 3	Tampa Bay 2 W-SO
2012-13	Panthers 5	Carolina 1 W
2013-14	Panthers 6	vs. Pittsburgh 3 W

ROAD OPENER (6-12-2-0)

1993-94	Panthers 4	Chicago 4 T
1994-95	Panthers 1	NY Islanders 2 L
1995-96	Panthers 0	New Jersey 4 L
1996-97	Panthers 3	Philadelphia 1 W
1997-98	Panthers 1	Philadelphia 3 L
1998-99	Panthers 1	Nashville 0 W
1999-00	Panthers 2	Montreal 1 W
2000-01	Panthers 2	Boston 4 L
2001-02	Panthers 2	Philadelphia 5 L
2002-03	Panthers 5	Atlanta 4 W-OT
2003-04	Panthers 2	Carolina 2 T
2005-06	Panthers 1	Tampa Bay 2 L
2006-07	Panthers 0	Atlanta 6 L
2007-08	Panthers 2	NY Rangers 5 L
2008-09	Panthers 4	Carolina 6 L
2009-10	Panthers 2	Carolina 7 L
2010-11	Panthers 2	Edmonton 3 L
2011-12	Panthers 2	NY Islanders 0 W
2012-13	Panthers 0	Ottawa 4 L
2013-14	Panthers 4	at Dallas 2 W

All-Time Regular Season Overtime Records

1993-94	2-4-8	0-1-9	2-5-17
1994-95	0-2-3	0-1-3	0-3-6
1995-96	0-3-4	0-0-6	0-3-10
1996-97	1-1-8	2-3-11	3-4-19
1997-98	1-1-6	2-1-9	3-2-15
1998-99	1-1-7	0-1-11	1-2-18
1999-00	3-2-4	0-4-2	3-6-6
2000-01	2-4-7	0-5-6	2-9-13
2001-02	0-4-3	0-2-7	0-6-10
2002-03	2-5-7	2-4-6	4-9-13
2003-04	1-3-7	4-1-8	5-4-15
2005-06	5-1	3-5	8-6
2006-07	3-4	0-4	3-8
2007-08	1-2	3-1	4-3
2008-09	2-2	2-1	4-3
2009-10	0-2	2-1	2-3
2010-11	4-4	2-1	6-5
2011-12	1-2	0-5	1-7
2012-13	1-4	0-1	1-5
2013-14	0-1	0-1	0-2
TOTALS	30-52-64	22-43-78	52-95-142





PANTHERS RECORDS: 1993-2014

Season By Season Attendance

SEASON	TOTAL ATT.	# OF HOME DATES	AVERAGE ATT.	SELLOUTS
1993-94	561,394	41	13,693	26
1994-95	340,619	24	14,192	12
1995-96	548,926	41	13,388	15
1996-97	602,823	41	14,703	41
1997-98	602,344	41	14,691	39
(MOVED FROM MIAMI ARENA (14,703) TO BANKATLANTIC CENTER (19,250))				
1998-99	758,542	41	18,501	13
1999-00	654,760	41	15,970	1
2000-01	601,857	41	14,679	1
2001-02	659,040	41	16,074	5
2002-03	632,552	41	15,428	6
2003-04	653,380	41	15,936	4
2005-06	656,587	41	16,014	2
2006-07	630,183	41	15,370	2
2007-08	632,876	41	15,436	4
2008-09	649,333	41	15,621	2
2009-10	605,863	40	15,147	1
2010-11	643,116	41	15,685	5
2011-12	681,792	41	16,629	17
2012-13	407,896	24	16,996	11
2013-14	595,527	41	14,525	8
TOTALS	12,119,460	785	15,439	215

Regular Season Team Leaders

SEASON	PLAYER	GAMES PLAYED
1993-94	Bill Lindsay, Gord Murphy	84
1994-95	Tom Fitzgerald, Mike Hough, Bill Lindsay, Scott Mellanby, Rob Niedermayer	48
1995-96	Tom Fitzgerald, Johan Garpenlov, Rob Niedermayer	82
1996-97	Scott Mellanby, Robert Svehla	82
1997-98	Bill Lindsay	82
1998-99	Radek Dvorak, Kirk Muller, Rob Niedermayer	82
1999-00	Todd Simpson, Jaroslav Spacek, Robert Svehla	82
2000-01	Pavel Bure, Robert Svehla	82
2001-02	Robert Svehla	82
2002-03	Jay Bouwmeester, Ivan Majesky, Marcus Nilson	82
2003-04	Olli Jokinen, Lyle Odelein	82
2005-06	Jay Bouwmeester, Martin Gelin, Olli Jokinen	82
2006-07	Bryan Allen, Jay Bouwmeester, Martin Gelin, Nathan Horton, Olli Jokinen, Ruslan Salei	82
2007-08	Jay Bouwmeester, Nathan Horton, Olli Jokinen	82
2008-09	Keith Ballard, Jay Bouwmeester	82
2009-10	Keith Ballard, Michael Frolik, Bryan McCabe, Steven Reinprecht	82
2010-11	Marty Reasoner, Mike Weaver, David Booth, Mike Santorelli	82
2011-12	Brian Campbell, Tomas Fleischman, Mike Weaver	82
2012-13	Jonathan Huberdeau, Tomas Fleischman, Brian Campbell, Shawn Matthias	48
2013-14	Brian Campbell	82

SEASON	PLAYER	GOALS
1993-94	Scott Mellanby	30
1994-95	Jesse Belanger	15
1995-96	Scott Mellanby	32
1996-97	Ray Sheppard	29
1997-98	Ray Whitney	32
1998-99	Ray Whitney	26
1999-00	Pavel Bure	58
2000-01	Pavel Bure	59
2001-02	Kristian Huselius	23
2002-03	Olli Jokinen	36
2003-04	Olli Jokinen	26
2005-06	Olli Jokinen	38
2006-07	Olli Jokinen	39
2007-08	Olli Jokinen	34
2008-09	David Booth	31
2009-10	Stephen Weiss	28
2010-11	David Booth	23
2011-12	Tomas Fleischmann	27
2012-13	Thomas Kopecky	35
2013-14	Brad Boyes	21

SEASON	PLAYER	ASSISTS
1993-94	Jesse Belanger	33
1994-95	Stu Barnes	19
1995-96	Robert Svehla	49
1996-97	Robert Svehla	32
1997-98	Robert Svehla	34
1998-99	Ray Whitney	38
1999-00	Viktor Kozlov	53
2000-01	Pavel Bure	33
2001-02	Pavel Bure	27
2002-03	Viktor Kozlov	34
2003-04	Olli Jokinen	32
2005-06	Olli Jokinen	51
2006-07	Olli Jokinen	52
2007-08	Olli Jokinen	37
2008-09	Stephen Weiss	47
2009-10	Nathan Horton	37
2010-11	Stephen Weiss	28
2011-12	Brian Campbell	4
2012-13	Tomas Fleischmann	23
2013-14	Brian Campbell	30

SEASON	PLAYER	POINTS
1993-94	Scott Mellanby	60
1994-95	Stu Barnes, Jesse Belanger	29
1995-96	Scott Mellanby	70
1996-97	Ray Sheppard	60
1997-98	Ray Whitney	61
1998-99	Ray Whitney	64
1999-00	Pavel Bure	94
2000-01	Pavel Bure	92
2001-02	Pavel Bure	49
2002-03	Olli Jokinen	65
2003-04	Olli Jokinen	58
2005-06	Olli Jokinen	89
2006-07	Olli Jokinen	91
2007-08	Olli Jokinen	71
2008-09	Stephen Weiss	61
2009-10	Stephen Weiss	60
2010-11	Stephen Weiss	49
2011-12	Tomas Fleischmann	61
2012-13	Tomas Fleischmann	35
2013-14	Nick Bjugstad	38

SEASON	PLAYER	PLUS/MINUS (MIN. 20 GP)
1993-94	Brian Skrudland	+13
1994-95	Paul Laus	+12
1995-96	Bill Lindsay	+13
1996-97	Rhett Warrener	+20
1997-98	Ray Whitney	+10
1998-99	Jaroslav Spacek	+15
1999-00	Pavel Bure	+25
2000-01	Denis Shvidki	+6
2001-02	Darren Van Impe	+3
2002-03	Andreas Lilja	+8
2003-04	Pavel Trnka	+2
2005-06	Martin Gelin	+27
2006-07	Jay Bouwmeester	+23
2007-08	Jassen Cullimore	+21
2008-09	Stephen Weiss	+19
2009-10	Jason Garrison	+5
2010-11	Chris Higgins	+5
2011-12	Jason Garrison	+6
2012-13	Eric Selleck	+2
2013-14	Scottie Upshall	+1

SEASON	PLAYER	PIM
1993-94	Brent Severyn	156
1994-95	Paul Laus	138
1995-96	Paul Laus	236
1996-97	Paul Laus	313
1997-98	Paul Laus	293
1998-99	Peter Worrell	258
1999-00	Todd Simpson	202
2000-01	Peter Worrell	248
2001-02	Peter Worrell	354
2002-03	Peter Worrell	193
2003-04	Darcy Hordichuk	158
2005-06	Chris Gratton	104
2006-07	Steve Montador	119
2007-08	Nathan Horton	85
2008-09	Nick Boynton	91
2009-10	Bryan Allen	99
2010-11	Darcy Hordichuk	76
2011-12	Krys Barch	114
2012-13	George Parros	57
2013-14	Erik Gudbranson	114





PANTHERS RECORDS: 1993-2014

Regular Season Team Leaders

SEASON	PLAYER	POWER-PLAY GOALS
1993-94	Scott Mellanby	17
1994-95	Jesse Belanger	6
1995-96	Scott Mellanby	19
1996-97	Ray Sheppard	13
1997-98	Ray Whitney	12
1998-99	Ray Whitney	7
1999-00	Pavel Bure	11
2000-01	Pavel Bure	19
2001-02	Pavel Bure	9
2002-03	Olli Jokinen	13
2003-04	Olli Jokinen	8
2005-06	Olli Jokinen	14
2006-07	Stephen Weiss	10
2007-08	Olli Jokinen	18
2008-09	David Booth	11
2009-10	Stephen Weiss	12
2010-11	David Booth, Dennis Wideman	8
2011-12	Jason Garrison	9
2012-13	Brian Campbell	6
2013-14	Sean Bergenheim, Aleksander Barkov, Jimmy Hayes	3

SEASON	PLAYER	SHORT-HANDED GOALS
1993-94	Tom Fitzgerald	3
1994-95	Bill Lindsay	1
1995-96	Tom Fitzgerald	6
1996-97	Tom Fitzgerald	2
1997-98	Radek Dvorak	3
1998-99	Radek Dvorak	4
1999-00	Pavel Bure	2
2000-01	Pavel Bure	5
2001-02	Eight players	1
2002-03	Olli Jokinen	3
2003-04	Olli Jokinen	2
2005-06	Five Players	1
2006-07	Jozef Stumpel	2
2007-08	Gregory Campbell	2
2008-09	Radek Dvorak	4
2009-10	Radek Dvorak	3
2010-11	Stephen Weiss	2
2011-12	Stephen Weiss, Kris Versteeg, Sean Bergenheim	1
	Jack Skille	1
2012-13	Drew Shore, Shawn Matthias, Tomas Kopecky, Tomas Fleischmann	1
2013-14	Nick Bjrgstad, Scottie Upshall, Brad Boyes, Dmitry Kulikov	1
	Tomas Kopecky, Vincent Trocheck, Drew Shore, Quinton Howden	1

SEASON	PLAYER	GAME-WINNING GOALS
1993-94	Jody Hull	5
1994-95	Scott Mellanby	5
1995-96	Johan Garpenlov	7
1996-97	Ray Sheppard	7
1997-98	Bill Lindsay	5
1998-99	Ray Whitney	6
1999-00	Pavel Bure	14
2000-01	Pavel Bure	8
2001-02	Ivan Novoseltsev	5
2002-03	Olli Jokinen	6
2003-04	Olli Jokinen	8
2005-06	Olli Jokinen	9
2006-07	Olli Jokinen	8
2007-08	David Booth	6
2008-09	David Booth, Nathan Horton	5
2009-10	Nathan Horton, Cory Stillman	4
2010-11	Marty Reasoner	4
2011-12	Stephen Weiss	6
2012-13	Tomas Fleischmann, Brian Campbell, Dmitry Kulikov	2
2013-14	Nick Bjrgstad	4

SEASON	PLAYER	SHOTS
1993-94	Scott Mellanby	204
1994-95	Scott Mellanby	130
1995-96	Scott Mellanby	225
1996-97	Ray Sheppard	226
1997-98	Scott Mellanby	188
1998-99	Viktor Kozlov	209
1999-00	Pavel Bure	360
2000-01	Pavel Bure	384
2001-02	Pavel Bure	238
2002-03	Olli Jokinen	240
2003-04	Olli Jokinen	280
2005-06	Olli Jokinen	351
2006-07	Olli Jokinen	351
2007-08	Olli Jokinen	341
2008-09	David Booth	246
2009-10	Michael Frolik	219
2010-11	David Booth	280
2011-12	Tomas Fleischmann	217
2012-13	Peter Mueller	131
2013-14	Sean Bergenheim	190

SEASON	GOALTENDER	WINS
1993-94	John Vanbiesbrouck	21
1994-95	John Vanbiesbrouck	14
1995-96	John Vanbiesbrouck	26
1996-97	John Vanbiesbrouck	27
1997-98	John Vanbiesbrouck	18
1998-99	Sean Burke	21
1999-00	Mike Vernon	18
2000-01	Roberto Luongo	12
2001-02	Roberto Luongo	16
2002-03	Roberto Luongo	20
2003-04	Roberto Luongo	25
2005-06	Roberto Luongo	35
2006-07	Ed Belfour	27
2007-08	Tomas Vokoun	30
2008-09	Tomas Vokoun	26
2009-10	Tomas Vokoun	23
2010-11	Tomas Vokoun	22
2011-12	Jose Theodore	22
2012-13	Jacob Markstrom	8
2013-14	Tim Thomas	16

SEASON	GOALTENDER	SHUTOUTS
1993-94	John Vanbiesbrouck, Mark Fitzpatrick	1
1994-95	John Vanbiesbrouck	4
1995-96	John Vanbiesbrouck	2
1996-97	John Vanbiesbrouck	2
1997-98	John Vanbiesbrouck	4
1998-99	Sean Burke	3
1999-00	Trevor Kidd, Mike Vernon	1
2000-01	Roberto Luongo	5
2001-02	Roberto Luongo	4
2002-03	Roberto Luongo	6
2003-04	Roberto Luongo	7
2005-06	Roberto Luongo	4
2006-07	Ed Belfour, Alex Auld	1
2007-08	Tomas Vokoun	4
2008-09	Tomas Vokoun	6
2009-10	Tomas Vokoun	7
2010-11	Tomas Vokoun	6
2011-12	Jose Theodore	3
2012-13	Jacob Markstrom, Scott Clemmensen, Jose Theodore	0
2013-14	Roberto Luongo	1

SEASON	GOALTENDER	GAA (MIN. 20 GP)
1993-94	John Vanbiesbrouck	2.53
1994-95	John Vanbiesbrouck	2.47
1995-96	John Vanbiesbrouck	2.68
1996-97	John Vanbiesbrouck	2.29
1997-98	John Vanbiesbrouck	2.87
1998-99	Sean Burke	2.66
1999-00	Mikhail Shtalenkov	2.31
2000-01	Roberto Luongo	2.44
2001-02	Roberto Luongo	2.77
2002-03	Roberto Luongo	2.71
2003-04	Roberto Luongo	2.43
2005-06	Roberto Luongo	2.97
2006-07	Ed Belfour	2.77
2007-08	Tomas Vokoun	2.68
2008-09	Tomas Vokoun	2.49
2009-10	Tomas Vokoun	2.55
2010-11	Tomas Vokoun	2.55
2011-12	Jose Theodore	2.46
2012-13	Scott Clemmensen	3.67
2013-14	Tim Thomas	2.87

SEASON	GOALTENDER	SAVE PERCENTAGE (MIN. 20 GP)
1993-94	John Vanbiesbrouck	.924
1994-95	John Vanbiesbrouck	.914
1995-96	John Vanbiesbrouck	.903
1996-97	John Vanbiesbrouck	.919
1997-98	John Vanbiesbrouck	.899
1998-99	Sean Burke	.907
1999-00	Mike Vernon	.919
2000-01	Roberto Luongo	.920
2001-02	Roberto Luongo	.915
2002-03	Roberto Luongo	.918
2003-04	Roberto Luongo	.931
2005-06	Roberto Luongo	.914
2006-07	Ed Belfour	.902
2007-08	Tomas Vokoun	.919
2008-09	Tomas Vokoun	.926
2009-10	Tomas Vokoun	.925
2010-11	Tomas Vokoun	.922
2011-12	Jose Theodore	.917
2012-13	Jacob Markstrom	.901
2013-14	Tim Thomas	.909





PANTHERS RECORDS: 1993-2014

Panthers Penalty Shots

PLAYER	YEAR	DATE	OPPONENT	HOME/AWAY	GOALTENDER	RESULT
Mike Hough	1995-96	2/29/96	Washington	Home	Kolzig	No Goal
Martin Straka	1995-96	4/3/96	Ottawa	Away	Rhodes	No Goal
Rob Niedermayer	1996-97	3/13/97	Vancouver	Home	Hirsch	No Goal
Tom Fitzgerald	1997-98	1/31/98	Tampa Bay	Home	Fitzpatrick	No Goal
Pavel Bure	1998-99	2/26/99	Detroit	Away	Osgood	Goal
Ray Whitney	1998-99	3/21/99	Anaheim	Away	Hebert	Goal
Viktor Kozlov	1999-00	2/23/00	Washington	Away	Kolzig	Goal
Pavel Bure	2001-02	1/25/02	Carolina	Away	Irbe	No Goal
Pavel Bure	2001-02	2/9/02	Boston	Away	Dafoe	No Goal
Vaclav Nedorost	2003-04	12/13/03	Nashville	Away	Vokoun	No Goal
Nathan Horton	2003-04	1/8/04	Philadelphia	Away	Hackett	Goal
Gregory Campbell	2006-07	12/2/06	Atlanta	Home	Lehtonen	No Goal
Ville Peltonen	2006-07	3/3/07	Tampa Bay	Home	Denis	Goal
Bryan Allen	2006-07	4/7/07	Carolina	Away	Grahame	No Goal
Jozef Stumpel	2007-08	10/27/07	Nashville	Away	Ellis	Goal
Kamil Kreps	2007-08	12/5/07	Ottawa	Home	Emery	No Goal
Stephen Weiss	2007-08	12/7/07	NY Islanders	Home	DiPietro	No
Goal						
Radek Dvorak	2007-08	12/30/07	Philadelphia	Home	Nittymaki	No Goal
Nathan Horton	2007-08	2/16/08	Carolina	Away	Grahame	Goal
Michael Frolik	2008-09	1/10/09	Atlanta	Home	Lehtonen	Goal
David Booth	2008-09	1/19/09	Buffalo	Home	Miller	Goal
Radek Dvorak	2008-09	1/29/09	Montreal	Home	Price	Goal
David Booth	2008-09	3/1/09	Washington	Away	Theodore	No Goal
Shawn Matthias	2009-10	1/26/10	Montreal	Home	Halak	Goal
David Booth	2010-11	3/19/11	NY Islanders	Home	DiPietro	No Goal
Radek Dvorak	2010-11	11/27/10	Tampa Bay	Away	Ellis	Goal
David Booth	2010-11	10/30/10	Montreal	Away	Price	Goal
Stephen Weiss	2011-12	12/20/11	Phoenix	Home	LaBarbera	No Goal
Jack Skille	2011-12	11/29/11	Carolina	Away	Ward	No Goal
Tomas Kopecky	2011-12	10/22/11	NY Islanders	Home	Nabokov	No Goal
Quinton Howden	2012-13	4/20/13	New Jersey	Away	Brodeur	No Goal
Jonathan Huberdeau	2012-13	3/5/13	Winnipeg	Home	Ondrej Pavelec	Goal
Jonathan Huberdeau	2012-13	2/21/13	Philadelphia	Away	Ilya Bryzgalov	Goal
Jonathan Huberdeau	2013-14	10/22/13	Chicago	Home	Corey Crawford	No Goal
Sean Bergenheim	2013-14	3/7/14	Buffalo	Home	Michal Neuvirth	No Goal

Penalty Shots vs. Panthers

PLAYER	YEAR	DATE	OPPONENT	HOME/AWAY	GOALTENDER	RESULT
Zigmund Palffy	1993-94	4/14/94	NY Islanders	Home	Vanbiesbrouck	No Goal
Dean McAmmond	1995-96	1/5/96	Edmonton	Away	Fitzpatrick	No Goal
Jaromir Jagr	1996-97	11/9/96	Pittsburgh	Home	Fitzpatrick	No Goal
Mike Sillinger	1996-97	1/14/97	Vancouver	Away	Fitzpatrick	Goal
Mario Lemieux	1996-97	4/11/97	Pittsburgh	Home	Vanbiesbrouck	Goal
Trent Klatt	1997-98	10/1/97	Philadelphia	Away	Vanbiesbrouck	No Goal
Paul Kariya	1997-98	1/21/98	Anaheim	Away	Weekes	Goal
Derek King	1997-98	2/7/98	Toronto	Away	Vanbiesbrouck	Goal
Ted Donato	1998-99	4/12/99	Ottawa	Away	McLean	No Goal
Terry Yake	1999-00	11/18/99	St. Louis	Away	Burke	No Goal
Claude Lapointe	1999-00	1/12/00	NY Islanders	Home	Vernon	No Goal
Magnus Arvedson	2002-03	1/22/03	Ottawa	Home	Hurme	No Goal
Michael Peca	2003-04	11/19/03	NY Islanders	Home	Luongo	No Goal
P.J. Axelsson	2003-04	1/24/04	Boston	Away	Luongo	No Goal
Alexander Korolyuk	2003-04	2/3/04	San Jose	Away	Luongo	No Goal
Miroslav Satan	2005-06	10/10/05	NY Islanders	Away	Luongo	No Goal
Erik Cole	2005-06	11/11/05	Carolina	Home	Luongo	No Goal
Marian Hossa	2005-06	12/17/05	Atlanta	Away	Luongo	No Goal
Alex Kovalev	2005-06	12/30/05	Montreal	Away	Luongo	No Goal
Matt Pettinger	2005-06	04/15/06	Washington	Home	McLennan	No Goal
Thomas Vanek	2006-07	11/10/06	Buffalo	Away	Auld	No Goal
Vincent Lecavalier	2006-07	11/22/06	Tampa Bay	Home	Auld	No Goal
Valtteri Filppula	2007-08	12/15/07	Detroit	Away	Vokoun	Goal
Pavel Datsyuk	2007-08	12/15/07	Detroit	Away	Vokoun	No Goal
Markus Naslund	2007-08	2/1/08	Vancouver	Home	Vokoun	No Goal
Martin St. Louis	2009-10	1/14/10	Tampa Bay	Away	Vokoun	No Goal
Vincent Lecavalier	2010-11	1/21/11	Tampa Bay	Home	Vokoun	No Goal
Vincent Lecavalier	2010-11	4/8/11	Tampa Bay	Away	Clemmensen	Goal
Matt Read	2011-12	11/13/11	Philadelphia	Home	Theodore	Goal
Benoit Pouliot	2012-13	4/27/13	Tampa Bay	Away	Markstrom	No Goal
Guillaume Latendresse	2012-13	1/24/13	Ottawa	Home	Theodore	No Goal
Alexander Steen	2013-14	10/5/13	@ St Louis	Away	Thomas	Goal





PANTHERS RECORDS: 1993-2014

Panthers Hat Tricks

YEAR	NO.	PLAYER	DATE	SCORE	GOALTENDER
1993-94		NO HAT TRICKS			
1994-95		NO HAT TRICKS			
1995-96	1	Johan Garpenlov	1/23/96	Panthers 5 at Washington 4	Carey
	2	Ray Sheppard	3/21/96	Panthers 3 vs. NY Islanders 2	Fichaud
1996-97	3	Ray Sheppard	11/26/96	Panthers 4 vs. Sabres 3	Hasek, Trefilov
	4	Ray Sheppard	12/22/96	Panthers 3 at NY Rangers 7	Richter
	5	Ray Sheppard	3/13/97	Panthers 5 vs. Vancouver 4	Hirsch
1997-98	6	Dave Gagner	10/4/97	Panthers 5 at Pittsburgh 3	Wregget
	7	Ray Sheppard	11/26/97	Panthers 10 vs. Boston 5	Dafoe, Carey
1998-99	8	Mark Parrish (4)	10/30/98	Panthers 7 at Chicago 3	Fitzpatrick, Hackett
	9	Pavel Bure	1/26/99	Panthers 3 at Philadelphia 3	Vanbiesbrouck
	10	Pavel Bure	3/3/99	Panthers 5 vs. Colorado 7	Roy
1999-00	11	Pavel Bure	12/8/99	Panthers 6 at Phoenix 1	Essensa, Esche
	12	Pavel Bure	12/17/99	Panthers 4 at Buffalo 2	Biron
	13	Pavel Bure (4)	1/1/00	Panthers 7 vs. Tampa Bay 5	Hodson
	14	Viktor Kozlov	1/5/00	Panthers 5 at Anaheim 1	Hebert, Roussel
	15	Pavel Bure	3/18/00	Panthers 4 at NY Islanders 2	Weekes
2000-01	16	Pavel Bure (4)	2/10/01	Panthers 7 at Atlanta 3	Hnilicka, Rhodes
	17	Pavel Bure	2/14/01	Panthers 4 vs. Phoenix 3	Esche
	18	Pavel Bure	3/11/01	Panthers 4 at NY Islanders 1	DiPietro
	19	Pavel Bure	3/17/01	Panthers 3 vs. Toronto 5	Joseph
2001-02		NO HAT TRICKS			
2002-03		NO HAT TRICKS			
2003-04		NO HAT TRICKS			
2005-06	20	Olli Jokinen	11/25/05	Panthers 6 vs. Pittsburgh 3	Caron, Thibault
	21	Nathan Horton	12/13/05	Panthers 7 vs. Nashville 3	Finley
	22	Jonathan Sim	2/7/06	Panthers 5 at Washington 0	Kolzig
	23	Joe Nieuwendyk	4/11/06	Panthers 5 at Toronto 6	Aubin
2006-07	24	Olli Jokinen	11/16/06	Panthers 5 vs. Montreal 1	Aebischer
	25	Olli Jokinen	1/10/07	Panthers 5 vs. Pittsburgh 2	Thibault
	26	Stephen Weiss	1/13/07	Panthers 7 vs. Washington 3	Kolzig
	27	Olli Jokinen	2/27/07	Panthers 6 at Washington 5	Johnson
2007-08	28	Richard Zednik	2/5/08	Panthers 8 at Toronto 0	Raycroft, Toskala
2008-09	29	David Booth	11/9/08	Panthers 3 at Anaheim 1	Giguere
	30	David Booth	3/7/09	Panthers 5 vs. St. Louis 3	Mason
2009-10	31	Steven Reinprecht	10/30/09	Panthers 6 at Dallas 5 (SO)	Auld
	32	Stephen Weiss	12/2/09	Panthers 6 vs. Colorado 5 (SO)	Anderson
	33	Nathan Horton	12/14/09	Panthers 7 at NY Islanders 1	Rolosen, Biron
	34	Radek Dvorak	1/3/10	Panthers 6 vs. Pittsburgh 2	Fleury
2010-11		NO HAT TRICKS FOR			
2011-12	35	Kris Versteeg	11/10/11	Panthers 5 at Winnipeg 2	Pavelec
2012-13	36	Tomas Kopecky	2/26/13	Panthers 6 vs Pittsburgh 4	Vokoun
2013-14		NO HAT TRICKS FOR			

Hat Tricks vs. Panthers

YEAR	NO.	PLAYER	DATE	SCORE	GOALTENDER
1993-94	1	Brendan Shanahan	10/7/93	Panthers 3 at St. Louis 5	Fitzpatrick
1994-95	2	Eric Lindros	3/18/95	Panthers 3 vs. Philadelphia 4 (OT)	Vanbiesbrouck
	3	Steven Rice	3/24/95	Panthers 4 vs. Hartford 4	Vanbiesbrouck, Fitzpatrick
1995-96	4	Adam Oates (4)	12/14/95	Panthers 3 at Boston 6	Vanbiesbrouck
	5	Mario Lemieux	12/30/95	Panthers 5 at Pittsburgh 6	Vanbiesbrouck, Fitzpatrick
	6	Martin Rucinsky	1/25/96	Panthers 2 vs. Montreal 6	Vanbiesbrouck, Fitzpatrick
	7	Pat LaFontaine	2/25/96	Panthers 1 at Buffalo 6	Vanbiesbrouck
	8	Geoff Sanderson	3/2/96	Panthers 1 at Hartford 7	Vanbiesbrouck, Fitzpatrick
1996-97		NO HAT TRICKS AGAINST			
1997-98	9	Keith Tkachuk	12/1/97	Panthers 2 vs. Phoenix 3	Fitzpatrick
	10	Paul Kariya	1/21/98	Panthers 3 at Anaheim 8	Vanbiesbrouck, Weekes
	11	Eric Daze (4)	3/1/98	Panthers 4 vs. Chicago 8	Vanbiesbrouck, Weekes
	12	Mikael Renberg	3/21/98	Panthers 1 at Tampa Bay 5	Vanbiesbrouck
1998-99	13	Peter Forsberg	3/3/99	Panthers 5 vs. Colorado 7	Burke
	14	Anson Carter	4/7/99	Panthers 2 vs. Boston 5	McLean
	15	Steve Sullivan (4)	4/10/99	Panthers 1 at Toronto 9	Burke, McLean
1999-00	16	Nik Antropov	12/20/99	Panthers 4 vs. Toronto 6	Shtalenkov
	17	Mariusz Czerkawski	4/9/00	Panthers 2 at NY Islanders 3	Kidd
	18	Marian Hossa	11/18/00	Panthers 2 at Ottawa 5	Kidd, Luongo
	19	Scott Thornton	3/7/01	Panthers 3 vs. San Jose 3	Luongo
	20	Deron Quint	3/9/01	Panthers 6 vs. Columbus 7 (OT)	Kidd
2000-01		NO HAT TRICKS AGAINST			
2001-02	21	J.P. Dumont	11/12/01	Panthers 3 vs. Buffalo 5	Luongo
	22	Pascal Rheaume (4)	1/19/02	Panthers 1 vs. Atlanta 6	Kidd
	23	Yanic Perreault	1/21/02	Panthers 7 vs. Montreal 5	Luongo
2002-03	24	Shawn McCaehern	10/12/02	Panthers 5 at Atlanta 4 (OT)	Luongo, Hurme
	25	Jaromir Jagr	11/1/03	Panthers 2 at Washington 12	Luongo, Hurme
2003-04	26	Alyn McCauley	11/1/03	Panthers 2 vs. San Jose 6	Shields
	27	Alex Tanguay	12/1/04	Panthers 5 vs. Colorado 6	Luongo
2005-06	28	Brandon Bochenski	12/5/05	Panthers 3 vs. Ottawa 6	Luongo, McLennan
	29	Chris Clark	3/18/06	Panthers 4 at Washington 3	Luongo
	30	Mats Sundin	4/11/06	Panthers 5 at Toronto 6	McLennan
2006-07	31	Ilya Kovalchuk	10/24/06	Panthers 3 vs. Atlanta 6	Auld
	32	Dany Heatley	11/24/06	Panthers 4 vs. Ottawa 6	Belfour
2007-08		NO HAT TRICKS AGAINST			
2008-09	33	Maxim Lapierre	12/29/08	Panthers 2 vs. Montreal 5	Anderson
	34	Mike Ribeiro	1/21/09	Panthers 1 vs. Dallas 4	Vokoun
	35	Alexander Ovechkin	2/15/09	Panthers 2 vs. Washington 4	Vokoun
2009-10		NO HAT TRICKS AGAINST			
2010-11		NO HAT TRICKS AGAINST			
2011-12	36	Brad Marchand	12/23/11	Panthers 0 at Boston 8	Theodore, Clemmensen
	37	Martin St. Louis	2/4/12	Panthers 3 at Tampa Bay 6	Clemmensen
2012-13	38	Matt Read	1/26/13	Panthers 1 vs Philadelphia 7	Theodore, Clemmensen
	39	Alex Ovechkin	4/6/13	Panthers 3 vs Washington 4	Markstrom
2013-14	40	David Krejci	3/4/14	Panthers 1 at Boston 4	Thomas
	41	Steven Stamkos	10/10/13	Panthers 2 at Tampa 7	Markstrom





PANTHERS RECORDS: 1993-2014

Panthers Shutouts

YEAR	NO.	DATE	OPPONENT	SCORE	GOALTENDER
1993-94	1	10/9/93	at Tampa Bay	2-0	John Vanbiesbrouck
	2	2/6/94	vs. Boston	3-0	Mark Fitzpatrick
1994-95	3	2/9/95	at Philadelphia	3-0	John Vanbiesbrouck
	4	2/15/95	vs. Ottawa	2-0	Mark Fitzpatrick
	5	2/28/95	at NY Rangers	0-0	John Vanbiesbrouck
	6	3/11/95	at Boston	2-0	John Vanbiesbrouck
1995-96	7	3/26/95	vs. Pittsburgh	2-0	John Vanbiesbrouck
	8	4/20/95	vs. New Jersey	1-0	Mark Fitzpatrick
	9	10/21/95	vs. Hartford	3-0	John Vanbiesbrouck
	10	3/17/96	vs. New Jersey	3-0	John Vanbiesbrouck
1996-97	11	10/12/96	vs. Hartford	6-0	John Vanbiesbrouck
	12	1/4/97	at Los Angeles	5-0	John Vanbiesbrouck
1997-98	13	11/15/97	at NY Islanders	1-0	Mark Fitzpatrick
	14	12/18/97	at Washington	4-0	John Vanbiesbrouck
	15	1/27/98	vs. Carolina	3-0	John Vanbiesbrouck
	16	1/31/98	vs. Tampa Bay	2-0	John Vanbiesbrouck
1998-99	17	3/29/98	at Chicago	4-0	John Vanbiesbrouck
	18	10/10/98	at Nashville	1-0	Kirk McLean
	19	1/16/99	vs. NY Islanders	1-0	Sean Burke
	20	2/18/99	at St. Louis	0-0	Sean Burke
1999-00	21	3/13/99	vs. Tampa Bay	1-0	Sean Burke
	22	4/12/99	at Ottawa	2-0	Kirk McLean
	23	11/27/99	vs. Atlanta	3-0	Trevor Kidd
	24	2/16/00	vs. NY Rangers	3-0	Mike Vernon
2000-01	25	10/22/00	at Minnesota	0-0	Roberto Luongo
	26	11/17/00	at Columbus	3-0	Trevor Kidd
	27	12/29/00	vs. Boston	3-0	Roberto Luongo
	28	1/15/01	vs. Dallas	2-0	Roberto Luongo
2001-02	29	2/19/01	vs. St. Louis	3-0	Roberto Luongo
	30	4/7/01	vs. NY Rangers	3-0	Roberto Luongo
	31	10/7/01	at Tampa Bay	5-0	Roberto Luongo
	32	11/7/01	vs. Pittsburgh	2-0	Roberto Luongo
2002-03	33	11/16/01	at Buffalo	2-0	Trevor Kidd
	34	11/21/01	vs. Anaheim	6-0	Roberto Luongo
	35	12/5/01	vs. Columbus	2-0	Roberto Luongo
	36	11/9/02	vs. Calgary	3-0	Jani Hurme
2003-04	37	12/6/02	at Carolina	2-0	Roberto Luongo
	38	12/20/02	at Buffalo	3-0	Roberto Luongo
	39	1/15/03	vs. Boston	3-0	Roberto Luongo
	40	1/18/03	vs. Pittsburgh	3-0	Roberto Luongo
2005-06	41	2/6/03	at Pittsburgh	6-0	Roberto Luongo
	42	2/18/03	at Montreal	3-0	Roberto Luongo
	43	11/11/03	vs. Tampa Bay	4-0	Roberto Luongo
	44	12/19/03	vs. Dallas	1-0	Roberto Luongo
2006-07	45	1/3/04	vs. Columbus	1-0	Roberto Luongo
	46	2/20/04	at Pittsburgh	2-0	Roberto Luongo
	47	2/23/04	at Boston	2-0	Roberto Luongo
	48	2/25/04	vs. Toronto	4-0	Roberto Luongo
2007-08	49	3/2/04	at Washington	1-0	Roberto Luongo
	50	10/5/05	vs. Atlanta	2-0	Roberto Luongo
	51	10/7/05	vs. Tampa Bay	2-0	Roberto Luongo
	52	1/27/06	vs. New Jersey	4-0	Roberto Luongo
2008-09	53	2/7/06	at Washington	5-0	Roberto Luongo
	54	11/28/06	at Montreal	0-1 SOL	Alex Auld
	55	2/13/07	at Montreal	1-0	Ed Belfour
	56	10/11/07	vs. New Jersey	3-0	Tomas Vokoun
2009-10	57	12/7/07	vs. NY Islanders	3-0	Tomas Vokoun
	58	12/13/07	at St. Louis	1-0	Tomas Vokoun
	59	2/5/08	at Toronto	8-0	Tomas Vokoun
	60	3/2/08	at NY Islanders	1-0	Craig Anderson
2010-11	61	3/4/08	at Boston	1-0	Craig Anderson
	62	10/18/08	vs. NY Islanders	2-0	Tomas Vokoun
	63	11/12/08	vs. Tampa Bay	4-0	Craig Anderson
	64	11/30/08	at NY Rangers	4-0	Craig Anderson
2011-12	65	12/11/08	at Edmonton	2-0	Craig Anderson
	66	12/21/08	vs. Colorado	3-0	Tomas Vokoun
	67	12/23/08	vs. Nashville	3-0	Tomas Vokoun
	68	2/12/09	at Carolina	5-0	Tomas Vokoun
2012-13	69	2/17/09	vs. New Jersey	4-0	Tomas Vokoun
	70	2/21/09	vs. Boston	2-0	Tomas Vokoun
	71	10/31/09	at St. Louis	4-0	Tomas Vokoun
	72	11/4/09	vs. Carolina	3-0	Tomas Vokoun
2013-14	73	11/12/09	at Boston	1-0 SOW	Tomas Vokoun
	74	1/9/10	at Ottawa	3-0	Tomas Vokoun
	75	1/18/10	vs. Atlanta	1-0	Tomas Vokoun
	76	1/23/10	vs. Toronto	2-0	Tomas Vokoun





PANTHERS RECORDS: 1993-2014

Panthers Shutouts (continued)

	77	1/31/10	vs. NY Islanders	2-0	Tomas Vokoun
	78	4/1/10	at Boston	1-0	Scott Clemmensen
2010-11	79	10/14/10	at Calgary	3-0	Tomas Vokoun
Vokoun	80	10/16/10	vs. Tampa Bay	6-0	Tomas Vokoun
	81	12/9/10	at Washington	3-0	Tomas Vokoun
	82	12/20/10	at Philadelphia	5-0	Tomas Vokoun
	83	1/2/11	vs. NY Rangers	3-0	Tomas Vokoun
	84	3/17/11	vs. Toronto	4-0	Scott Clemmensen
	85	4/9/11	vs. Washington	1-0	Tomas Vokoun
2011-12	86	10/8/11	at NY Islanders	2-0	Jose Theodore
	87	11/15/11	at Dallas	6-0	Scott Clemmensen
	88	12/8/11	at Boston	2-0	Jose Theodore
	89	3/11/12	vs. Carolina	2-0	Jose Theodore
2012-13					No Shutouts
2013-14	90	3/7/14	vs. Buffalo	2-0	Roberto Luongo

Shutouts vs Panthers

YEAR	NO.	DATE	OPPONENT	SCORE	GOALTENDER
1993-94	1	11/27/93	at Hartford	4-0	Jeff Reese
1994-95	2	2/28/95	at NY Rangers	0-0	Mike Richter
	3	3/24/95	at Buffalo	3-0	Dominik Hasek
	4	4/5/95	vs. NY Rangers	5-0	Mike Richter
	5	4/14/95	at Washington	3-0	Jim Carey
	6	4/26/95	at Buffalo	5-0	Dominik Hasek
1995-96	7	10/7/95	at New Jersey	4-0	Martin Brodeur
	8	1/6/96	at Calgary	2-0	Rick Tabaracci
	9	2/24/96	vs. NY Rangers	4-0	Glenn Healy
	10	3/5/96	at St. Louis	2-0	Grant Fuhr
	11	3/27/96	at NY Rangers	3-0	Mike Richter
1996-97	12	12/3/96	at New Jersey	2-0	Martin Brodeur
	13	1/1/97	vs. Anaheim	3-0	Guy Hebert
	14	1/15/97	at Edmonton	4-0	Curtis Joseph
	15	2/15/97	at NY Islanders	1-0	Tommy Salo
	16	3/1/97	at Tampa Bay	2-0	Rick Tabaracci
	17	3/5/97	vs. Phoenix	3-0	Nikolai Khabibulin
1997-98	18	10/16/97	at Dallas	4-0	Ed Belfour
	19	10/22/97	at Montreal	3-0	Jocelyn Thibault
	20	12/20/97	at Philadelphia	2-0	Garth Snow
	21	3/13/98	vs. Edmonton	4-0	Curtis Joseph
1998-99	22	10/23/98	vs. Vancouver	5-0	Garth Snow
	23	11/14/98	at Pittsburgh	4-0	Tom Barrasso
	24	11/26/98	vs. Boston	1-0	Byron Dafeo
	25	12/23/98	vs. Washington	4-0	Olaf Kolzig
	26	1/18/99	vs. Buffalo	4-0	Dominik Hasek
	27	2/5/99	at Pittsburgh	3-0	Tom Barrasso
	28	2/13/99	at Montreal	4-0	Jeff Hackett
	29	2/18/99	at St. Louis	0-0	Jamie McLennan
	30	3/9/99	at Boston	2-0	Byron Dafeo
	31	4/5/99	vs. Washington	3-0	Olaf Kolzig
1999-00	32	10/24/99	at Philadelphia	2-0	John Vanbiesbrouck
	33	10/30/99	at Ottawa	5-0	Ron Tugnutt
	34	11/18/99	at St. Louis	3-0	Roman Turek
2000-01	35	10/22/00	at Minnesota	0-0	Jamie McLennan
	36	11/1/00	vs. NY Islanders	3-0	Wade Flaherty
	37	12/22/00	vs. New Jersey	2-0	Martin Brodeur
	38	1/17/01	at Chicago	5-0	Jocelyn Thibault
	39	1/19/01	at Buffalo	1-0	Dominik Hasek
	40	4/5/01	at Washington	3-0	Olaf Kolzig





PANTHERS RECORDS: 1993-2014

Shutouts vs Panthers (continued)

2001-02	41	10/6/01	vs. NY Islanders	3-0	Chris Osgood
	42	10/10/01	vs. Ottawa	2-0	Jani Hurme
	43	11/17/01	at Montreal	1-0	Jose Theodore
	44	11/29/01	at Minnesota	6-0	Dwayne Roloson
	45	12/22/01	vs. St. Louis	2-0	Brent Johnson
	46	1/5/02	at San Jose	6-0	Miikka Kiprusoff
	47	1/12/02	vs. Washington	1-0	Olaf Kolzig
	48	1/16/02	vs. Chicago	3-0	Jocelyn Thibault
	49	2/12/02	at Nashville	1-0	Mike Dunham
	50	3/17/02	at Ottawa	2-0	Patrick Lalime
2002-03	51	12/7/02	vs. Edmonton	4-0	Jussi Markkanen
	52	12/27/02	vs. Dallas	4-0	Ron Tugnutt
	53	2/5/03	vs. Toronto	6-0	Ed Belfour
	54	3/8/03	vs. Buffalo	4-0	Mika Noronen
	55	3/12/03	vs. Montreal	4-0	Jose Theodore
	56	4/1/03	at Washington	3-0	Olaf Kolzig
2003-04	57	11/8/03	at St. Louis	2-0	Chris Osgood
	58	12/3/03	vs. Ottawa	4-0	Martin Prusek
	59	2/3/04	at San Jose	3-0	Evgeni Nabokov
	60	3/9/04	at Toronto	5-0	Ed Belfour
	61	3/27/04	vs. Atlanta	3-0	Kari Lehtonen
2005-06	62	10/17/05	at NY Rangers	4-0	Henrik Lundquist
	63	11/5/05	at Carolina	2-0	Martin Gerber
	64	11/1/05	vs. Carolina	1-0	Martin Gerber
	65	1/3/06	at New Jersey	3-0	Martin Brodeur
	66	1/7/06	at NY Rangers	4-0	Henrik Lundquist
	67	1/21/06	at Anaheim	1-0	Jean-Sebastien Giguere
	68	3/2/06	vs. Montreal	1-0	Cristobal Huet
	69	3/15/06	vs. Philadelphia	4-0	Robert Esche
2006-07	70	10/7/06	at Atlanta	6-0	Kari Lehtonen
	71	10/26/06	at New Jersey	2-0	Martin Brodeur
	72	11/25/06	at Atlanta	1-0	Kari Lehtonen
	73	11/28/06	at Montreal	1-0 SOL	Cristobal Huet
	74	11/30/06	at Ottawa	6-0	Ray Emery
	75	1/30/07	at Pittsburgh	3-0	Marc-Andre Fleury
	76	2/3/07	vs. Los Angeles	7-0	Sean Burke
	77	2/14/07	at Ottawa	4-0	Martin Gerber
	78	4/3/07	at Washington	1-0	Olaf Kolzig
2007-08	79	12/30/07	vs. Philadelphia	1-0	Antero Nittymaki
	80	1/5/08	at Pittsburgh	3-0	Ty Conklin
	81	1/30/08	vs. Buffalo	1-0	Ryan Miller
	82	2/24/08	at NY Rangers	5-0	Henrik Lundqvist
	83	3/29/08	vs. Washington	3-0	Cristobal Huet
2008-09	84	10/25/08	at St. Louis	4-0	Ben Bishop
	85	12/6/08	vs. Boston	4-0	Manny Fernandez
	86	3/17/09	vs. Washington	3-0	Jose Theodore
	86	2/19/09	vs. Chicago	4-0	Cristobal Huet
2009-10	87	10/3/09	vs. Chicago	4-0	Antti Niemi
	88	11/12/09	at Boston	0-1 SOW	Tim Thomas
	89	12/9/09	at Columbus	3-0	Steve Mason
	90	1/7/10	at Montreal	2-0	Jaroslav Halak
	91	1/20/10	at New Jersey	2-0	Martin Brodeur
	92	2/1/10	vs. Anaheim	3-0	Jonas Hiller
	93	2/11/10	vs. Vancouver	3-0	Roberto Luongo
	94	3/11/10	at Colorado	3-0	Craig Anderson
2010-11	95	11/18/10	at Boston	4-0	Tuukka Rask
	96	11/26/10	vs. NY Rangers	3-0	Henrik Lundqvist
	97	12/11/10	at Nashville	3-0	Anders Lindback
	98	3/3/11	vs. Montreal	4-0	Carey Price
	99	3/22/11	at NY Rangers	1-0	Henrik Lundqvist
	100	3/23/11	at Chicago	4-0	Corey Crawford
2011-12	101	10/18/11	at Washington	3-0	Tomas Vokoun
	102	10/20/11	vs. Buffalo	3-0	Ryan Miller
	103	12/23/11	at Boston	8-0	Tuukka Rask
	104	2/7/12	at Washington	4-0	Tomas Vokoun
	105	2/19/12	at Anaheim	2-0	Jonas Hiller
	106	3/1/12	at Winnipeg	7-0	Ondrej Pavelec
	107	3/8/12	at Philadelphia	5-0	Ilya Bryzgalov
2012-13	108	1/21/13	at Ottawa	4-0	Craig Anderson
	109	2/9/13	at Washington	5-0	Braden Holtby
	110	2/14/13	vs. Ottawa	1-0 OTL	Carey Price
	111	2/18/13	vs. Toronto	3-0	Ben Scrivens
	112	3/24/13	at NY Islanders	3-0	Evgeni Nabokov
	113	4/21/13	at Boston	3-0	Tuukka Rask
	114	4/25/13	vs. Toronto	4-0	James Reimer
2013-14	115	10/5/13	at St. Louis	7-0	Jaroslav Halak
	116	10/13/13	vs. Los Angeles	3-0	Ben Scrivens
	117	11/1/13	vs. St. Louis	4-0	Brian Elliott
	118	1/16/14	vs. San Jose	3-0	Alex Stalock
	119	3/22/14	at Los Angeles	4-0	Jonathan Quick
	120	3/27/14	vs. Carolina	3-0	Anton Khudobin





PANTHERS RECORDS: 1993-2014

Panthers Overtime Games

1993-94

DATE	OPPONENT	RESULT	OT-WINNER
10/6	at Chicago	4-4 Tie	
10/17	vs. Tampa Bay	3-3 Tie	
10/19	vs. Los Angeles	2-2 Tie	
10/21	vs. Toronto	4-3 Loss	Pearson (2:17)
10/30	vs. Tampa Bay	2-1 Win	Lowry (4:56)
11/23	vs. Hartford	2-1 Loss	Kron (3:55)
12/2	vs. Buffalo	2-1 Win	Belanger (:23)
12/12	at Dallas	4-4 Tie	
12/15	vs. Montreal	3-3 Tie	
12/19	vs. Boston	2-1 Loss	Juneau (1:55)
12/28	at Washington	3-3 Tie	
1/8	at Boston	2-2 Tie	
1/13	at Pittsburgh	2-2 Tie	
1/26	at Tampa Bay	1-1 Tie	
1/28	vs. San Jose	3-3 Tie	
2/10	at Philadelphia	4-3 Loss	Lindros (:50)
2/20	vs. Detroit	4-3 Loss	Fedorov (4:26)
3/18	vs. Edmonton	4-4 Tie	
3/21	vs. New Jersey	3-3 Tie	
3/23	vs. Toronto @ Ham.		1-1 Tie

1994-95

DATE	OPPONENT	RESULT	OT-WINNER
2/2	vs. Montreal	1-1 Tie	
2/28	at NY Rangers	0-0 Tie	
3/2	at Philadelphia	2-2 Tie	
3/14	vs. Buffalo	2-1 Loss	Khmylev (:54)
3/18	vs. Philadelphia	4-3 Loss	Lindros (2:13)
3/20	at Quebec	5-4 Loss	Nolan (2:33)
3/29	vs. Hartford	4-4 Tie	
4/8	at NY Islanders	2-2 Tie	
4/30	vs. Washington	2-2 Tie	

1995-96

DATE	OPPONENT	RESULT	OT-WINNER
10/31	vs. NY Islanders	5-4 Loss	Sweeney (3:56)
11/16	vs. Vancouver	2-2 Tie	
11/29	vs. Philadelphia	2-1 Loss	Haller (4:30)
12/7	vs. Anaheim	3-3 Tie	
1/10	at Colorado	4-4 Tie	
1/12	at Dallas	6-6 Tie	
1/22	at Philadelphia	1-1 Tie	
2/1	at Boston	2-2 Tie	
2/11	vs. St. Louis	2-2 Tie	
2/16	vs. Colorado	3-2 Loss	Keane (:55)
2/29	vs. Washington	2-2 Tie	
3/13	at NY Rangers	3-3 Tie	
4/12	at NY Islanders	1-1 Tie	

1996-97

DATE	OPPONENT	RESULT	OT-WINNER
10/8	vs. NY Rangers	1-1 Tie	
10/16	at San Jose	3-3 Tie	
10/20	at Phoenix	1-1 Tie	
10/29	at NY Rangers	1-1 Tie	
11/11	at Buffalo	3-2 Loss	Audette (4:01)
11/15	vs. NY Islanders	3-3 Tie	
11/22	at Dallas	2-1 Win	Hull (4:55)
11/29	vs. Hartford	1-1 Tie	
12/8	vs. Dallas	1-1 Tie	
12/23	at NY Islanders	4-3 Win	Sheppard (1:46)
12/26	at Tampa Bay	3-3 Tie	
12/28	at Washington	1-1 Tie	
1/14	at Vancouver	4-4 Tie	
1/22	at Hartford	2-1 Loss	Kron (4:46)
2/3	at Montreal	2-2 Tie	
2/6	at Buffalo	1-1 Tie	
2/7	at New Jersey	2-2 Tie	
2/15	at NY Islanders	1-0 Loss	Lapointe (2:46)
2/20	vs. New Jersey	2-2 Tie	
2/22	vs. Philadelphia	4-3 Loss	Lindros (4:03)
2/25	vs. San Jose	2-2 Tie	
2/27	vs. St. Louis	3-2 Win	Niedermayer (3:50)
3/15	vs. Toronto	3-3 Tie	
3/20	at Ottawa	2-2 Tie	
3/29	vs. Tampa Bay	1-1 Tie	
4/6	at Washington	3-3 Tie	

1997-98

DATE	OPPONENT	RESULT	OT-WINNER
10/13	vs. NY Islanders	2-2 Tie	
10/23	at Ottawa	2-2 Tie	
10/28	vs. Los Angeles	2-2 Tie	
11/1	vs. Buffalo	4-3 Loss	Ward (1:14)
11/12	vs. NY Islanders	2-2 Tie	
11/22	at New Jersey	2-1 Win	Jovanovski (4:08)
11/30	at NY Rangers	1-1 Tie	
12/5	at Washington	3-2 Loss	Toms (3:32)
12/30	vs. San Jose	2-2 Tie	
1/1	vs. New Jersey	2-1 Win	Niedermayer (1:53)
1/2	at Tampa Bay	2-2 Tie	
1/4	vs. Anaheim	3-3 Tie	
1/9	at Calgary	3-3 Tie	
1/10	at Vancouver	2-2 Tie	
1/24	at San Jose	1-1 Tie	
2/3	vs. Detroit	1-1 Tie	
3/28	at Boston	3-2 Win	Lindsay (3:14)
4/11	at Pittsburgh	3-3 Tie	
4/12	at New Jersey	5-5 Tie	
4/18	at Tampa Bay	2-2 Tie	

1998-99

DATE	OPPONENT	RESULT	OT-WINNER
10/16	at Buffalo	2-2 Tie	
10/21	vs. Los Angeles	1-1 Tie	
10/24	at Washington	2-2 Tie	
11/19	at Boston	5-5 Tie	
11/21	at New Jersey	3-3 Tie	
11/22	vs. Philadelphia	2-1 Loss	Jones (:26)
12/1	at NY Rangers	5-4 Loss	Graves (2:10)
12/5	vs. Carolina	3-3 Tie	
1/1	vs. Carolina	3-3 Tie	
1/5	at Phoenix	2-2 Tie	
1/6	at Colorado	2-2 Tie	
1/8	at Vancouver	1-1 Tie	
1/13	vs. Toronto	3-3 Tie	
1/26	at Philadelphia	3-3 Tie	
2/6	at Carolina	3-3 Tie	
2/15	vs. San Jose	2-2 Tie	
2/18	at St. Louis	0-0 Tie	
2/26	at Detroit	5-5 Tie	
3/6	vs. Carolina	2-2 Tie	
3/28	vs. New Jersey	2-2 Tie	
4/14	vs. Montreal	3-2 Win	Nilson (4:05)

1999-00

DATE	OPPONENT	RESULT	OT-WINNER
10/9	vs. Detroit	2-2 Tie	
10/16	vs. Anaheim	3-2 Win	Spacek (1:26)
10/22	vs. Calgary	3-2 Loss	Morris (:20)
10/29	at Buffalo	3-2 Loss	Sanderson (4:54)
11/3	at Edmonton	2-2 Tie	
11/20	vs. Pittsburgh	2-1 Win	Wilson (2:57)
12/22	vs. Atlanta	3-3 Tie	
12/26	at Carolina	4-3 Loss	Pratt (:27)
1/21	at Atlanta	3-3 Tie	
1/22	vs. Boston	4-3 Win	Bure (1:31)
2/23	at Washington	3-2 Loss	Simon (:55)
2/26	vs. Carolina	2-1 Loss	O'Neill (2:28)
3/4	vs. St. Louis	1-1 Tie	
4/1	vs. Tampa Bay	3-3 Tie	
4/8	at New Jersey	2-1 Loss	Arnott (:47)

2000-01

DATE	OPPONENT	RESULT	OT-WINNER
10/6	vs. Vancouver	4-3 Loss	Jovanovski (2:20)
10/13	vs. Carolina	2-2 Tie	
10/18	at Phoenix	2-1 Loss	Juneau (1:15)
10/22	at Minnesota	0-0 Tie	
10/27	at Nashville	3-3 Tie	
10/30	at New Jersey	6-5 Loss	Holik (1:55)
11/10	vs. Calgary	3-3 Tie	
11/25	vs. Tampa Bay	2-1 Win	Bure (2:47)
11/29	vs. Carolina	2-1 Loss	Battaglia (1:41)
12/4	at Toronto	4-4 Tie	
12/8	at Atlanta	4-3 Loss	Ferraro (:22)
12/13	at Detroit	3-3 Tie	
12/20	vs. Pittsburgh	2-2 Tie	
1/3	at Anaheim	3-2 Loss	Tenkrat (4:01)
1/12	vs. Carolina	2-2 Tie	
1/26	vs. Ottawa	5-4 Loss	Hossa (2:54)





PANTHERS RECORDS: 1993-2014

Panthers Overtime Games

2000-01 (continued)

DATE	OPPONENT	RESULT	OT-WINNER
1/27	vs. Tampa Bay	2-1 Win	Bure (:59)
2/21	at Pittsburgh	3-2 Loss	Lemieux (2:10)
3/3	at Atlanta	2-2 Tie	
3/7	vs. San Jose	3-3 Tie	
3/9	vs. Columbus	7-6 Loss	Kron (:43)
3/14	vs. Edmonton	2-2 Tie	
3/20	at Montreal	3-3 Tie	
3/28	vs. Montreal	2-2 Tie	

2001-02

DATE	OPPONENT	RESULT	OT-WINNER
10/16	at Vancouver	2-2 Tie	
10/24	vs. Washington	4-3 Loss	Bondra (:45)
10/28	at Pittsburgh	2-2 Tie	
11/10	vs. Philadelphia	3-2 Loss	LeClair (4:17)
11/17	at Montreal	1-0 Loss	Dykhuizen (3:55)
12/26	at Atlanta	3-3 Tie	
1/25	at Carolina	1-1 Tie	
2/4	vs. NY Islanders	6-6 Tie	
2/27	vs. Detroit	3-2 Loss	Hull (4:11)
3/5	at Pittsburgh	6-5 Loss	Kovalev (3:23)
3/9	vs. Nashville	2-2 Tie	
3/13	vs. Calgary	3-3 Tie	
4/6	at Toronto	2-2 Tie	
4/8	at Philadelphia	4-4 Tie	
4/10	at Atlanta	4-4 Tie	
4/14	vs. Tampa Bay	3-2 Loss	Lecavalier (:17)

2002-03

DATE	OPPONENT	RESULT	OT-WINNER
10/10	vs. Tampa Bay	4-3 Loss	Prospal (3:34)
10/12	at Atlanta	5-4 Win	Jokinen (4:49)
10/26	vs. Washington	1-1 Tie	
10/30	at Dallas	3-2 Win	V. Bure (3:21)
11/6	vs. Pittsburgh	4-3 Win	V. Bure (2:19)
11/7	at Washington	2-1 Loss	Jagr (3:56)
11/11	vs. Chicago	2-2 Tie	
11/13	at Philadelphia	2-2 Tie	
11/14	at Ottawa	3-2 Loss	White (3:00)
11/19	at Atlanta	4-3 Loss	McEachern (3:23)
11/20	vs. NY Islanders	3-3 Tie	
11/22	at Phoenix	3-3 Tie	
11/24	at Anaheim	4-4 Tie	
12/13	vs. NY Islanders	3-3 Tie	
12/18	vs. Toronto	2-2 Tie	
12/21	at Boston	3-3 Tie	
12/23	vs. Nashville	3-2 Loss	Legwand (:48)
12/28	vs. NY Rangers	2-1 Loss	Kasparaitis (:56)
12/30	at NY Islanders	2-1 Loss	Hamrik (4:03)
1/8	vs. Detroit	2-1 Loss	Hull (1:34)
1/25	vs. Carolina	3-2 Win	Weiss (3:40)
1/30	at Detroit	2-2 Tie	
2/8	vs. Tampa Bay	4-4 Tie	
2/14	vs. Boston	6-5 Loss	Rolston (:27)
2/24	vs. Buffalo	2-2 Tie	
3/29	at Tampa Bay	1-1 Tie	

2003-04

DATE	OPPONENT	RESULT	OT-WINNER
10/11	vs. Boston	1-1 Tie	
10/13	at Carolina	2-2 Tie	
11/22	at Washington	3-2 Win	Weiss (1:43)
11/26	vs. NY Rangers	3-3 Tie	
11/29	at Montreal	1-1 Tie	
12/6	vs. Atlanta	4-3 Loss	Kozlov (2:57)
12/10	vs. Boston	1-1 Tie	
12/13	at Nashville	2-2 Tie	
12/17	vs. Washington	2-2 Tie	
12/22	at Ottawa	3-2 Loss	White (1:34)
12/29	vs. Toronto	4-4 Tie	
12/31	at Tampa Bay	2-2 Tie	
1/8	at Philadelphia	4-3 Win	V. Bure (2:56)
1/11	at Vancouver	2-2 Tie	
1/19	vs. St. Louis	2-1 Loss	Demitra (:48)
1/28	vs. Philadelphia	3-3 Tie	
2/4	at Phoenix	5-4 Win	Jokinen (3:22)
2/18	at Buffalo	1-1 Tie	

2003-04 (continued)

DATE	OPPONENT	RESULT	OT-WINNER
2/21	at Washington	2-2 Tie	
2/29	at Chicago	2-2 Tie	
3/11	at Montreal	3-2 Win	Jokinen (1:29)
3/13	vs. NY Rangers	3-2 Win	Jokinen (2:54)
3/23	vs. New Jersey	4-3 Loss	Niedermayer (3:55)
4/4	vs. Carolina	6-6 Tie	

2005-06

DATE	OPPONENT	RESULT	OT-WINNER
10/25	at Pittsburgh	4-3 Win	Weiss (:53)
10/27	at Philadelphia	5-4 Loss	Pitkanen (1:13)
11/1	at Montreal	5-4 Loss	Ryder (3:19)
11/9	vs. NY Rangers	4-3 SO Loss	Prucha (SO)
11/15	at Montreal	4-3 Loss	Koivu (4:56)
12/3	vs. Chicago	4-3 Win	Jokinen (3:57)
12/15	vs. Detroit	3-2 Win	Jokinen (1:36)
12/26	vs. Philadelphia	3-2 SO Loss	Handzus (SO)
1/4	at NY Islanders	4-3 Loss	Parrish (2:15)
1/8	at Washington	4-3 SO Win	Nieuwendyk (SO)
1/14	vs. Columbus	5-4 Loss	Vyborny (4:48)
1/24	at Tampa Bay	3-2 Win	Jokinen (3:15)
1/25	vs. Carolina	4-3 SO Loss	Cole (SO)
3/6	at Atlanta	4-3 SO Loss	Kozlov (SO)
3/11	vs. Carolina	4-3 Win	Kwiatkowski (1:14)
3/18	at Washington	4-3 SO Win	Nieuwendyk (SO)
3/20	vs. Tampa Bay	6-5 Win	Jokinen (3:16)
3/24	vs. NY Rangers	3-2 SO Win	Jokinen (SO)
3/27	at Boston	4-3 SO Win	Jokinen (SO)
4/11	at Toronto	6-5 Loss	Kaberle (4:49)
4/13	at Ottawa	5-4 Win	Nieuwendyk (3:30)
4/15	vs. Washington	2-1 SO Loss	Pettinger (SO)
4/18	vs. Atlanta	2-1 Win	Van Ryn (1:34)

2006-07

DATE	OPPONENT	RESULT	OT-WINNER
10/9	at Toronto	2-1 SO Loss	Tucker (SO)
10/29	at NY Islanders	4-3 SO Loss	Hilbert (SO)
11/8	vs. NY Rangers	4-3 SO Loss	Nylander (SO)
11/10	at Buffalo	5-4 Loss	Vanek (:19)
11/28	at Montreal	1-0 SO Loss	Koivu (SO)
12/9	at NY Islanders	5-4 SO Loss	Satan (SO)
12/23	vs. Carolina	3-2 Loss	Cole (1:59)
1/4	at Calgary	5-4 Loss	Giordano (4:30)
1/7	at Vancouver	4-3 SO Loss	Green (SO)
1/16	vs. Carolina	3-2 Loss	Williams (1:47)
2/6	at Colorado	5-4 Loss	Sakic (:25)
2/17	vs. Tampa Bay	5-4 Win	Horton (:29)
2/20	at Tampa Bay	3-2 SO Loss	St. Louis (SO)
2/22	vs. Pittsburgh	2-1 Loss	Armstrong (2:39)
2/27	at Washington	6-5 SO Win	Peltonen (SO)
3/1	vs. Dallas	2-1 Win	Jokinen (2:11)
3/24	vs. New Jersey	4-3 SO Loss	Zajac (SO)
3/28	vs. Atlanta	3-2 SO Win	Stumpel (SO)
3/30	vs. Washington	3-2 Win	Gelinas (2:01)
4/1	vs. Carolina	4-3 Loss	Whitney (1:30)
4/7	at Carolina	5-4 Loss	Brind'Amour (4:36)

2007-08

DATE	OPPONENT	RESULT	OT-WINNER
10/16	at Montreal	2-1 SO Win	Stumpel (SO)
11/13	at Atlanta	3-2 Loss	Kovalchuk (:25)
11/23	vs. NY Rangers	3-2 SO Win	Jokinen (SO)
11/28	at Washington	2-1 SO Win	Weiss (SO)
12/11	vs. Calgary	2-1 SO Loss	Huselius (SO)
12/22	vs. Toronto	2-1 Loss	Kubina (:34)
1/3	at NY Islanders	4-3 Win	Cullimore (1:33)
1/10	at Atlanta	3-2 SO Win	Jokinen (SO)
1/13	vs. Colorado	4-3 SO Loss	Hejduk (SO)
1/24	vs. Edmonton	4-3 SO Loss	Horcoff (SO)
2/1	vs. Vancouver	4-3 SO Win	Horton (SO)
2/13	vs. Montreal	2-1 Loss	Kovalev (1:43)
2/21	vs. Boston	5-4 SO Loss	Sturm (SO)
2/23	at Philadelphia	2-1 Win	Jokinen (3:44)
2/27	vs. Toronto	4-3 SO Loss	Kaberle (SO)
3/4	at Boston	1-0 Win	Horton (:22)
3/8	vs. Atlanta	3-2 Win	Horton (4:37)
3/20	vs. Carolina	2-1 SO Loss	Samsonov (SO)

REGULAR SEASON RECORDS





PANTHERS RECORDS: 1993-2014

Panthers Overtime Games

2008-09

DATE	OPPONENT	RESULT	OT-WINNER
10/11	vs. Atlanta	3-2 Win	Booth (3:54)
11/1	at Nashville	3-2 SO Loss	Erat (SO)
11/18	at Tampa Bay	4-3 SO Win	Horton (SO)
11/26	vs. New Jersey	3-2 Loss	Oduya (4:04)
11/28	vs. NY Rangers	4-3 SO Loss	Zherdev (SO)
12/8	at Ottawa	4-3 Win	Weiss (4:50)
12/12	at Calgary	3-2 SO Win	Weiss (SO)
12/18	at Carolina	2-1 Loss	Corvo (4:16)
12/26	vs. Tampa Bay	4-3 SO Loss	Malone (SO)
1/4	at Montreal	6-5 SO Loss	Markov (SO)
1/16	vs. Philadelphia	3-2 SO Loss	Gagne (SO)
1/19	vs. Buffalo	3-2 SO Loss	Kotalik (SO)
2/3	at Toronto	4-3 Win	McCabe (3:30)
2/10	vs. Toronto	5-4 Win	Zednik (1:08)
2/13	vs. NY Rangers	2-1 SO Win	Zednik (SO)
3/10	at Pittsburgh	4-3 SO Loss	Letang (SO)
3/14	vs. Tampa Bay	4-3 SO Loss	Stamkos (SO)
3/23	vs. Carolina	3-2 Loss	Whitney (1:37)

2009-10

DATE	OPPONENT	RESULT	OT-WINNER
10/2	at Chicago	4-3 SO Win	Koistinen (SO)
10/23	at Pittsburgh	3-2 SO Loss	Crosby (SO)
10/30	at Dallas	6-5 SO Win	Olesz (SO)
11/12	at Boston	1-0 SO Win	Stillman (SO)
11/14	vs. NY Islanders	5-4 SO Win	Horton (SO)
11/16	vs. Los Angeles	4-3 SO Loss	Johnson (SO)
11/20	at Detroit	2-1 OT Win	McCabe (:40)
11/23	vs. Pittsburgh	3-2 OT Loss	Crosby (3:07)
11/25	vs. NY Rangers	2-1 SO Loss	Parenteau (SO)
12/2	vs. Colorado	6-5 SO Win	Weiss (SO)
12/5	vs. Atlanta	2-1 SO Loss	Peverley (SO)
12/7	vs. Edmonton	3-2 SO Loss	Horcoff (SO)
12/12	at Pittsburgh	3-2 OT Loss	Malkin (:37)
1/13	vs. Washington	5-4 SO Loss	Fleischmann (SO)
1/21	at NY Islanders	2-1 SO Loss	Schremp (SO)
2/13	vs. Boston	3-2 SO Loss	Recchi (SO)
3/9	at Minnesota	3-2 SO Win	Stillman (SO)
3/13	at San Jose	3-2 OT Win	Allen (2:46)
3/18	vs. Phoenix	4-3 SO Loss	Vrbata (SO)
3/22	vs. Nashville	3-2 OT Loss	Bouillon (1:00)
4/10	at Tampa Bay	4-3 SO Loss	Stamkos (SO)

2010-11

DATE	OPPONENT	RESULT	OT-WINNER
11/27	at Tampa Bay	4-3 SO	Win Weiss (SO)
12/4	at Phoenix	2-1 SO	Win Frolik (SO)
12/7	vs. Colorado	4-3 OT	Win Weiss (:43)
12/27	vs. Boston	3-2 SO	Loss Wheeler (SO)
12/31	vs. Montreal	3-2 OT	Loss Wisniewski (3:41)
1/3	at Carolina	4-3 OT	Win Allen (1:16)
1/11	vs. Washington	4-3 OT	Win Wideman (2:51)
1/15	vs. New Jersey	3-2 OT	Win Kulikov (3:36)
1/17	vs. Atlanta	3-2 SO	Loss Burmistrov (SO)
1/19	vs. Columbus	3-2 OT	Loss Umberger (4:06)
1/21	vs. Tampa Bay	2-1 SO	Loss Moore (SO)
2/1	at Toronto	4-3 SO	Loss Armstrong (SO)
2/4	at New Jersey	4-3 OT	Win Olesz (2:00)
2/10	vs. Buffalo	3-2 OT	Loss Myers (4:55)
2/19	at Tampa Bay	3-2 SO	Win Santorelli (SO)
2/25	at Atlanta	2-1 SO	Win Bernier (SO)
3/5	at Atlanta	4-3 OT	Loss Ladd (:25)
3/6	vs. Washington	3-2 OT	Loss Semin (:48)
3/12	vs. Tampa Bay	4-3 OT	Win Garrison (4:44)
3/19	vs. NY Islanders	4-3 SO	Loss Nielsen (SO)
3/27	at Pittsburgh	2-1 SO	Loss Kovalev (SO)
3/29	at Columbus	3-2 SO	Loss Mayorov (SO)

2011-12

DATE	OPPONENT	RESULT	OT-WINNER
11/25	vs. Tampa Bay	2-1 OT Loss	Stamkos (2:29)
12/9	at Buffalo	2-1 OT Loss	Pominville (2:19)
12/18	vs. Carolina	3-2 OT Win	Versteeg (3:08)
12/22	at Ottawa	4-3 OT Loss	Butler (2:02)
1/5	at NY Rangers	3-2 OT Loss	Gaborik (3:29)
1/18	at Colorado	4-3 OT Loss	O'Reilly (3:55)
3/29	at Minnesota	3-2 OT Loss	Koivu (:15)
4/3	vs. Winnipeg	5-4 OT Loss	Ladd (3:12)

2012-13

DATE	OPPONENT	RESULT	OT-WINNER
2/5	at Winnipeg	2-3 OT Loss	Little (4:44)
2/7	at Philadelphia	3-2 SO Win	Huberdeau (SO)
2/12	at Washington	5-6 OT Loss	Brouwer (:32)
2/14	vs. Montreal	0-1 OT Loss	Bourque (2:10)
2/16	vs. Lightning	5-6 OT Loss	Poullot (1:19)
2/28	vs. Buffalo	3-4 SO Loss	Vanek (SO)
3/8	vs. Winnipeg	2-3 OT Loss	Byfuglien (4:19)
3/30	vs. New Jersey	3-2 OT Win	Kulikov (1:43)
4/2	at Buffalo	5-4 SO Win	Mueller (SO)

2013-14

DATE	OPPONENT	RESULT	OT-WINNER
10/19	vs. Minnesota	2-1 SO Win	Boyes (SO)
10/22	vs. Chicago	3-2 SO Loss	Sharp (SO)
10/27	vs. Tampa Bay	4-3 SO Loss	Stamkos (SO)
11/2	at Washington	3-2 SO Loss	Backstrom (SO)
11/5	vs. Edmonton	4-3 OT Loss	Arcobello (1:55)
11/19	at Vancouver	3-2 SO Win	Huberdeau (SO)
11/22	at Calgary	4-3 SO Loss	Monahan (SO)
12/10	vs. Detroit	3-2 SO Win	Boyes (SO)
12/13	vs. Washington	3-2 SO Win	Kopecky (SO)
12/31	vs. NY Rangers	2-1 SO Loss	Richards (SO)
1/4	vs. Nashville	5-4 SO Win	Kopecky (SO)
1/9	at Buffalo	2-1 SO Win	Boyes (SO)
1/11	at New Jersey	3-2 OT Loss	Zidlicky (4:57)
1/26	at Detroit	5-4 SO Win	Bjugstad (SO)
3/16	vs. Vancouver	4-3 SO Loss	Jensen (SO)
3/25	vs. Ottawa	3-2 SO Win	Pirri (SO)





PANTHERS RECORDS: 1993-2014

Panthers Head Coaching Records

YEAR	COACH	GC	W	L	T	OTL	PTS	PCT.	FINISH	PLAYOFFS
1993-94	Roger Neilson	84	33	34	17	-	83	.494	5th Atl.	Did Not Qualify
1994-95	Roger Neilson	48	20	22	6	-	46	.479	5th Atl.	Did Not Qualify
1995-96	Doug MacLean	82	41	31	10	-	92	.561	3rd Atl.	Eastern Conference Champions
1996-97	Doug MacLean	82	35	28	19	-	89	.543	3rd Atl.	Lost Eastern Conf. Quarterfinals
1997-98	Doug MacLean	23	7	12	4	-	18	.391	-	-
	Bryan Murray	59	17	31	11	-	45	.381	6th Atl.	Did Not Qualify
1998-99	Terry Murray	82	30	34	18	-	78	.476	2nd SE	Did Not Qualify
1999-00	Terry Murray	82	43	27	6	6	98	.598	2nd SE	Lost Eastern Conf. Quarterfinals
2000-01	Terry Murray	36	6	18	7	5	24	.333	-	-
	Duane Sutter	46	16	20	6	4	42	.457	3rd SE	Did Not Qualify
2001-02	Duane Sutter	26	6	15	2	3	17	.327	-	-
	Mike Keenan	56	16	29	8	3	43	.384	4th SE	Did Not Qualify
2002-03	Mike Keenan	82	24	36	13	9	70	.427	4th SE	Did Not Qualify
2003-04	Mike Keenan	15	5	8	2	0	12	.400	-	-
	Rick Dudley	40	13	15	9	3	38	.475	-	-
	John Torchetti	27	10	12	4	1	25	.463	4th SE	Did Not Qualify
2005-06	Jacques Martin	82	37	34	-	11	85	.518	4th SE	Did Not Qualify
2006-07	Jacques Martin	82	35	31	-	16	86	.530	4th SE	Did Not Qualify
2007-08	Jacques Martin	82	38	35	-	9	85	.521	3rd SE	Did Not Qualify
2008-09	Peter DeBoer	82	41	30	-	11	93	.567	3rd SE	Did Not Qualify
2009-10	Peter DeBoer	82	32	37	-	13	77	.470	5th SE	Did Not Qualify
2010-11	Peter DeBoer	82	30	40	-	12	72	.430	5th SE	Did Not Qualify
2011-12	Kevin Dineen	82	38	26	-	18	94	.573	1st SE	Lost Eastern Conf. Quarterfinals
2012-13	Kevin Dineen	48	15	27	-	6	36	.375	5th SE	Did Not Qualify
2013-14	Kevin Dineen	16	3	9	0	4	10	0.313	-	-
	Peter Horachek	66	26	36	0	4	56	0.424	7th Atl.	Did Not Qualify

Panthers General Managers

YEAR	GEN. MNGR.	GM	W	L	T	OTL	PTS	PCT.	FINISH	PLAYOFFS
1993-94	Bob Clarke	84	33	34	17	-	83	.494	5th Atl.	Did Not Qualify
1994-95	Bryan Murray	48	20	22	6	-	46	.479	5th Atl.	Did Not Qualify
1995-96	Bryan Murray	82	41	31	10	-	92	.561	3rd Atl.	Eastern Conference Champions
1996-97	Bryan Murray	82	35	28	19	-	89	.543	3rd Atl.	Lost Eastern Conf. Quarterfinals
1997-98	Bryan Murray	82	24	43	15	-	63	.384	6th Atl.	Did Not Qualify
1998-99	Bryan Murray	82	30	34	18	-	78	.476	2nd SE	Did Not Qualify
1999-00	Bryan Murray	82	43	27	6	6	98	.598	2nd SE	Lost Eastern Conf. Quarterfinals
2000-01	Bryan Murray	36	6	18	7	5	24	.333	-	-
	Bill Torrey	46	16	20	6	4	42	.457	3rd SE	Did Not Qualify
2001-02	Bill Torrey	26	6	15	2	3	17	.327	-	-
	Chuck Fletcher	56	16	29	8	3	43	.384	4th SE	Did Not Qualify
2002-03	Rick Dudley	82	24	36	13	9	70	.427	4th SE	Did Not Qualify
2003-04	Rick Dudley	82	28	35	15	4	75	.457	4th SE	Did Not Qualify
2005-06	Mike Keenan	82	37	34	-	11	85	.518	4th SE	Did Not Qualify
2006-07	Jacques Martin	82	35	31	-	16	86	.530	4th SE	Did Not Qualify
2007-08	Jacques Martin	82	38	35	-	9	85	.521	3rd SE	Did Not Qualify
2008-09	Jacques Martin	82	41	30	-	11	93	.567	3rd SE	Did Not Qualify
2009-10	Randy Sexton	82	32	37	-	13	77	.470	5th SE	Did Not Qualify
2010-11	Dale Tallon	82	30	40	-	12	72	.430	5th SE	Did Not Qualify
2011-12	Dale Tallon	82	38	26	-	18	94	.573	1st SE	Lost Eastern Conf. Quarterfinals
2012-13	Dale Tallon	48	15	27	-	6	36	.375	5th SE	Did Not Qualify
2013-14	Dale Tallon	82	29	45	0	8	66	.402	7th Atl.	Did Not Qualify





PANTHERS ALL-TIME LEADERS

Most Games Played

SEASON

Bill Lindsay	84 - 1993-94
Gord Murphy	84 - 1993-94
Tom Fitzgerald	83 - 1993-94
Brian Campbell	82 - 2013-14
Brian Campbell	82 - 2011-12
Tomas Fleischmann	82 - 2011-12
Mike Weaver	82 - 2011-12
Marty Reasoner	82 - 2010-11
Mike Weaver	82 - 2010-11
David Booth	82 - 2010-11
Mike Santorelli	82 - 2010-11
Keith Ballard	82 - 2009-10
Micahel Frolik	82 - 2009-10
Bryan McCabe	82 - 2009-10
Steven Reinprecht	82 - 2009-10
Keith Ballard	82 - 2008-09
Jay Bouwmeester	82 - 2008-09
Jay Bouwmeester	82 - 2007-08
Nathan Horton	82 - 2007-08
Olli Jokinen	82 - 2007-08
Bryan Allen	82 - 2006-07
Jay Bouwmeester	82 - 2006-07

Olli Jokinen	82 - 2006-07
Martin Gelnas	82 - 2006-07
Nathan Horton	82 - 2006-07
Ruslan Salei	82 - 2006-07
Jay Bouwmeester	82 - 2005-06
Martin Gelnas	82 - 2005-06
Olli Jokinen	82 - 2005-06
Olli Jokinen	82 - 2003-04
Lyle Odelein	82 - 2003-04
Jay Bouwmeester	82 - 2002-03
Marcus Nilson	82 - 2002-03
Ivan Majesky	82 - 2002-03
Robert Svehla	82 - 2001-02
Pavel Bure	82 - 2000-01
Robert Svehla	82 - 2000-01
Todd Simpson	82 - 1999-00
Jaroslav Spacek	82 - 1999-00
Robert Svehla	82 - 1999-00
Radek Dvorak	82 - 1998-99
Bill Lindsay	82 - 1997-98
Scott Mellanby	82 - 1996-97
Robert Svehla	82 - 1996-97
Tomas Fleischmann	48 2012-13
Jonathan Huberdeau	48 2012-13

CAREER

Stephen Weiss	654
Radek Dvorak	613
Robert Svehla	573
Olli Jokinen	567
Scott Mellanby	552
Paul Laus	530
Rob Niedermayer	518
Bill Lindsay	506
Jay Bouwmeester	471
Nathan Horton	422
Viktor Kozlov	414
Gord Murphy	410
Gregory Campbell	363
Tom Fitzgerald	353
Rostislav Olesz	349
Peter Worrell	342
Marcus Nilson	327
Ed Jovanovski	362
Roberto Luongo	331
Dmitry Kulikov	313
Shawn Matthias	312
David Booth	309

Most Goals

SEASON

Pavel Bure	59 - 2000-01
Pavel Bure	58 - 1999-00
Olli Jokinen	39 - 2006-07
Olli Jokinen	38 - 2005-06
Olli Jokinen	36 - 2002-03
Olli Jokinen	34 - 2007-08
Ray Whitney	32 - 1997-98
Scott Mellanby	32 - 1995-96
David Booth	31 - 2008-09
Nathan Horton	31 - 2006-07

Scott Mellanby	30 - 1993-94
Ray Whitney	29 - 1999-00
Ray Sheppard	29 - 1996-97
Stephen Weiss	28 - 2009-10
Nathan Horton	28 - 2005-06
Tomas Fleischmann	27 - 2011-12
Nathan Horton	27 - 2007-08
Scott Mellanby	27 - 1996-97
Brad Boyes	21 2013-14
Tomas Kopecky	15 2012-13

CAREER

Olli Jokinen	188
--------------------	-----

Scott Mellanby	157
Pavel Bure	152
Stephen Weiss	145
Nathan Horton	142
Radek Dvorak	113
Viktor Kozlov	101
Rob Niedermayer	101
Ray Whitney	97
David Booth	87
Bill Lindsay	67
Robert Svehla	61
Ray Sheppard	61

Most Assists

SEASON

Viktor Kozlov	53 - 1999-00
Olli Jokinen	52 - 2006-07
Olli Jokinen	51 - 2005-06
Brian Campbell	49 - 2011-12
Robert Svehla	49 - 1995-96
Stephen Weiss	47 - 2008-09
Ray Whitney	42 - 1999-00
Jay Bouwmeester	40 - 2005-06
Robert Svehla	40 - 1999-00
Ray Whitney	38 - 1998-99
Scott Mellanby	38 - 1995-96
Nathan Horton	37 - 2009-10
Olli Jokinen	37 - 2007-08
Pavel Bure	36 - 1999-00

Nathan Horton	35 - 2007-08
Viktor Kozlov	35 - 1998-99
Rob Niedermayer	35 - 1995-96
Jozef Stumpel	34 - 2006-07
Viktor Kozlov	34 - 2002-03
Robert Svehla	34 - 1997-98
Tomas Fleischmann	34 - 2011-12
Brian Campbell	30 2013-14
Tomas Fleischmann	23 - 2012-13

CAREER

Stephen Weiss	249
Olli Jokinen	231
Robert Svehla	229
Scott Mellanby	197

Viktor Kozlov	190
Rob Niedermayer	165
Radek Dvorak	155
Nathan Horton	153
Jay Bouwmeester	150
Ray Whitney	130
Gord Murphy	100
Pavel Bure	99
Bill Lindsay	98
Brian Campbell	98
Jozef Stumpel	84
Mike Van Ryn	80

Most Points

SEASON

Pavel Bure	94 - 1999-00
Pavel Bure	92 - 2000-01
Olli Jokinen	91 - 2006-07
Olli Jokinen	89 - 2005-06
Ray Whitney	71 - 1999-00
Olli Jokinen	71 - 2007-08
Viktor Kozlov	70 - 1999-00
Scott Mellanby	70 - 1995-96
Olli Jokinen	65 - 2002-03
Ray Whitney	64 - 1998-99
Nathan Horton	62 - 2007-08
Nathan Horton	62 - 2006-07
Tomas Fleischmann	61 - 2011-12
Stephen Weiss	61 - 2008-09
Ray Whitney	61 - 1997-98
Rob Niedermayer	61 - 1995-96

Stephen Weiss	60 - 2009-10
David Booth	60 - 2008-09
Ray Sheppard	60 - 1996-97
Scott Mellanby	60 - 1993-94
Nick Bjugstad	38 - 2013-14
Tomas Fleischmann	35 - 2012-13

CAREER

Olli Jokinen	419
Stephen Weiss	394
Scott Mellanby	354
Nathan Horton	295
Viktor Kozlov	291
Robert Svehla	290
Radek Dvorak	268
Rob Niedermayer	266
Pavel Bure	251

Ray Whitney	227
Jay Bouwmeester	203
David Booth	167
Bill Lindsay	165





PANTHERS ALL-TIME LEADERS

Most Penalty Minutes

SEASON	
Peter Worrell	354 - 2001-02
Paul Laus	313 - 1996-97
Paul Laus	293 - 1997-98
Peter Worrell	258 - 1998-99
Brad Ference	254 - 2001-02
Peter Worrell	248 - 2000-01
Paul Laus	236 - 1995-96
Paul Laus	218 - 1998-99

Todd Simpson	202 - 1999-00
Peter Worrell	193 - 2002-03
Erik Gudbranson	114 (2013-14)

CAREER	
Paul Laus	1,702
Peter Worrell	1,375
Scott Mellanby	953
Bill Lindsay	609

Robert Svehla	603
Olli Jokinen	597
Ed Jovanovski	619
Rob Niedermayer	435
Brad Ference	432
Brian Skrudland	401
Nathan Horton	382

Most Power-Play Goals

SEASON	
Pavel Bure	19 - 2000-01
Scott Mellanby	19 - 1995-96
Olli Jokinen	18 - 2007-08
Scott Mellanby	17 - 1993-94
Olli Jokinen	14 - 2005-06
Olli Jokinen	13 - 2002-03
Ray Sheppard	13 - 1996-97
Stephen Weiss	12 - 2009-10
Ray Whitney	12 - 1997-98
Pavel Bure	11 - 1999-00
David Booth	11 - 2008-09
Rob Niedermayer	11 - 1995-96
Jesse Belanger	11 - 1993-94

Stephen Weiss	10 - 2006-07
Jason Garrison	9 - 2011-12
Jay Bouwmeester	9 - 2008-09
Nathan Horton	9 - 2007-08
Olli Jokinen	9 - 2006-07
Pavel Bure	9 - 2001-02
Scott Mellanby	9 - 1996-97
Gord Murphy	9 - 1993-94
Brian Campbell	6 (2012-13)
Sean Bergenheim	3 (2013-14)
Jimmy Hayes	3 (2013-14)
Aleksander Barkov	3 (2013-14)

CAREER	
Scott Mellanby	66

Olli Jokinen	65
Stephen Weiss	48
Pavel Bure	44
Nathan Horton	37
Viktor Kozlov	36
Rob Niedermayer	33
Ray Whitney	29
Robert Svehla	26
Ray Sheppard	25
Jesse Belanger	24
Gord Murphy	23
David Booth	20
Jay Bouwmeester	18

Most Shorthanded Goals

SEASON	
Tom Fitzgerald	6 - 1995-96
Pavel Bure	5 - 2000-01
Radek Dvorak	4 - 2008-09
Radek Dvorak	4 - 1998-99
Radek Dvorak	3 - 2009-10
Radek Dvorak	3 - 1997-98
Olli Jokinen	3 - 2002-03
Bill Lindsay	3 - 1995-96
Tom Fitzgerald	3 - 1993-94
Stephen Weiss	2 - 2010-11

Nathan Horton	2 - 2009-10
Gregory Campbell	2 - 2007-08
Jozef Stumpel	2 - 2006-07

CAREER	
Radek Dvorak	16
Tom Fitzgerald	12
Pavel Bure	9
Bill Lindsay	8
Olli Jokinen	8
Viktor Kozlov	5

Nathan Horton	5
Stephen Weiss	4
Gregory Campbell	3
Jody Hull	3
Marcus Nilson	3
Brian Skrudland	3
Jozef Stumpel	3

Most Game-Winning Goals

SEASON	
Pavel Bure	14 - 1999-00
Olli Jokinen	9 - 2005-06
Olli Jokinen	8 - 2006-07
Olli Jokinen	8 - 2003-04
Pavel Bure	8 - 2000-01
Ray Sheppard	7 - 1996-97
Johan Garpenlov	7 - 1995-96
Stephen Weiss	6 - 2011-12
David Booth	6 - 2007-08
Olli Jokinen	6 - 2002-03
Ray Whitney	6 - 1998-99
Rob Niedermayer	6 - 1995-96
Kris Versteeg	5 - 2011-12
David Booth	5 - 2008-09
Nathan Horton	5 - 2008-09
Olli Jokinen	5 - 2007-08

Richard Zednik	5 - 2007-08
Ivan Novoseltsev	5 - 2001-02
Mark Parrish	5 - 1998-99
Bill Lindsay	5 - 1997-98
Stu Barnes	5 - 1995-96
Scott Mellanby	5 - 1994-95
Jody Hull	5 - 1993-94
Nick Bjugstad	4 - 2013-14
Brian Campbell	2 - 2012-13

CAREER	
Olli Jokinen	36
Stephen Weiss	23
Pavel Bure	23
Scott Mellanby	22
Rob Niedermayer	19

David Booth	16
Nathan Horton	16
Radek Dvorak	14
Jody Hull	14
Bill Lindsay	13
Ray Sheppard	12
Ray Whitney	11
Rostislav Olesz	11





PANTHERS ALL-TIME LEADERS

Most Shots On Goal

SEASON

Pavel Bure	384 - 2000-01
Pavel Bure	360 - 1999-00
Olli Jokinen	351 - 2005-06
Olli Jokinen	351 - 2006-07
Olli Jokinen	341 - 2007-08
David Booth	280 - 2010-11
Olli Jokinen	280 - 2003-04
David Booth	246 - 2008-09
Olli Jokinen	240 - 2002-03
Pavel Bure	238 - 2001-02
Viktor Kozlov	232 - 2002-03
David Booth	228 - 2007-08

Ray Sheppard	226 - 1996-97
Scott Mellanby	225 - 1995-96
Viktor Kozlov	223 - 1999-00
Scott Mellanby	221 - 1996-97
Michael Frolik	219 - 2009-10
Tomas Fleischmann	217 - 2011-12
Nathan Horton	217 - 2006-07
Peter Mueller	131 - 2012-13
Sean Bergenheim	190 (2013-14)

CAREER

Olli Jokinen	1837
Scott Mellanby	1296

Stephen Weiss	1240
Viktor Kozlov	1177
Radek Dvorak	1137
Pavel Bure	1026
Robert Svehla	995
Nathan Horton	962
David Booth	949
Jay Bouwmeester	922
Rob Niedermayer	872
Bill Lindsay	787

Best Plus/Minus

SEASON

Martin Gelas	+27 - 2005-06
Pavel Bure	+25 - 1999-00
Viktor Kozlov	+24 - 1999-00
Jay Bouwmeester	+23 - 2006-07
Robert Svehla	+23 - 1999-00
Jassen Cullimore	+21 - 2007-08
Rhett Warrener	+20 - 1996-97
Stephen Weiss	+19 - 2008-09
Olli Jokinen	+18 - 2006-07
Ray Whitney	+16 - 1999-00
Nathan Horton	+15 - 2007-08
Nathan Horton	+15 - 2006-07
Mike Van Ryn	+15 - 2005-06

Jaroslav Spacek	+15 - 1998-99
Keith Ballard	+14 - 2008-09
Stephen Weiss	+14 - 2007-08
Olli Jokinen	+14 - 2005-06
Scott Mellanby	+14 - 1999-00

CAREER

Martin Gelas	+34
Paul Laus	+31
Nathan Horton	+27
Brian Skrudland	+23
Mike Hough	+20
Jaroslav Spacek	+18
Terry Carkner	+12

Pavel Bure	+12
Jody Hull	+12
Keith Brown	+12
Ville Pelttonen	+11
Per Gustafsson	+11
Jassen Cullimore	+11

Most Games By A Goaltender

SEASON

Roberto Luongo	75 - 2005-06
Roberto Luongo	72 - 2003-04
Tomas Vokoun	69 - 2007-08
Roberto Luongo	65 - 2002-03
Tomas Vokoun	63 - 2009-10
John Vanbiesbrouck	60 - 1997-98
Sean Burke	59 - 1998-99
Toams Vokoun	59 - 2008-09
Ed Belfour	58 - 2006-07
Roberto Luongo	58 - 2001-02
Tomas Vokoun	57 - 2010-11
John Vanbiesbrouck	57 - 1996-97
John Vanbiesbrouck	57 - 1995-96

John Vanbiesbrouck	57 - 1993-94
Jose Theodore	53 - 2011-12
Roberto Luongo	47 - 2000-01
Tim Thomas	40 (2013-14)
Jacob Markstrom	23 (2012-13)

CAREER

Roberto Luongo	331
John Vanbiesbrouck	268
Tomas Vokoun	248
Mark Fitzpatrick	119
Scott Clemmensen	120
Trevor Kidd	103
Sean Burke	66

Ed Belfour	58
Jose Theodore	68
Jacob Markstrom	43
Tim Thomas	40
Craig Anderson	53
Kirk McLean	37
Mike Vernon	34
Jacob Markstrom	31
Jani Hurme	28
Alex Auld	27
Jamie McLennan	17
Steve Shields	16
Mikhail Shtalenkov	15

Most Wins By A Goaltender

SEASON

Roberto Luongo	35 - 2005-06
Tomas Vokoun	30 - 2007-08
Ed Belfour	27 - 2006-07
John Vanbiesbrouck	27 - 1996-97
John Vanbiesbrouck	26 - 1995-96
Tomas Vokoun	26 - 2008-09
Roberto Luongo	25 - 2003-04
Tomas Vokoun	23 - 2009-10
Jose Theodore	22 - 2011-12

Tomas Vokoun	22 - 2010-11
Sean Burke	21 - 1998-99
John Vanbiesbrouck	21 - 1993-94
Roberto Luongo	20 - 2002-03
John Vanbiesbrouck	18 - 1997-98
Tim Thomas	16 - 2013-14

CAREER

Roberto Luongo	114
John Vanbiesbrouck	106

Tomas Vokoun	101
Mark Fitzpatrick	43
Scott Clemmensen	40
Trevor Kidd	28
Ed Belfour	27
Jose Theodore	26
Craig Anderson	24
Sean Burke	23
Mike Vernon	18

Most Shutouts

SEASON

Tomas Vokoun	7 - 2009-10
Roberto Luongo	7 - 2003-04
Tomas Vokoun	6 - 2010-11
Tomas Vokoun	6 - 2008-09
Roberto Luongo	6 - 2002-03
Roberto Luongo	5 - 2000-01
Tomas Vokoun	4 - 2007-08
Roberto Luongo	4 - 2005-06
Roberto Luongo	4 - 2001-02
John Vanbiesbrouck	4 - 1997-98

John Vanbiesbrouck	4 - 1994-95
Jose Theodore	3 - 2011-12
Craig Anderson	3 - 2008-09
Roberto Luongo	1 - 2013-14

CAREER

Roberto Luongo	27
Tomas Vokoun	23
John Vanbiesbrouck	13
Craig Anderson	5
Mark Fitzpatrick	4

Sean Burke	3
Scott Clemmensen	3
Trevor Kidd	3
Jose Theodore	3





PANTHERS ALL-TIME RECORDS

All-Time Panthers Record By Month

SEASON	OCTOBER	NOVEMBER	DECEMBER	JANUARY	FEBRUARY	MARCH	APRIL	MAY
1993-94	4-5-3-0	4-8-0-0	7-2-3-0	6-2-4-0	5-9-0-0	6-6-3-0	1-2-4-0	NA
1994-95	NA	NA	NA	3-4-0-0	4-7-2-0	6-5-2-0	5-6-2-0	2-0-0-0
1995-96	7-4-0-0	10-2-1-0	8-4-1-0	6-4-3-0	4-5-3-0	3-9-1-0	3-3-1-0	NA
1996-97	8-0-4-0	7-3-2-0	5-6-3-0	6-5-1-0	3-5-5-0	4-7-3-0	2-2-1-0	NA
1997-98	3-6-3-0	5-7-2-0	6-7-1-0	4-5-5-0	0-4-1-0	3-10-0-0	3-4-3-0	NA
1998-99	3-3-3-0	5-5-2-0	5-5-1-0	5-4-6-0	4-5-4-0	5-6-2-0	3-6-0-0	NA
1999-00	6-3-1-2	7-3-1-0	7-4-1-1	9-4-1-0	5-6-0-2	7-6-1-0	2-1-1-1	NA
2000-01	1-3-3-3	4-6-1-1	2-10-3-1	5-8-1-2	5-5-0-1	3-4-5-1	2-2-0-0	NA
2001-02	3-7-2-1	3-7-0-2	6-6-1-0	4-10-1-0	1-5-1-1	4-7-2-1	1-2-3-1	NA
2002-03	4-5-1-1	3-3-5-3	3-3-3-3	5-8-1-1	4-5-2-1	4-10-1-0	1-2-0-0	NA
2003-04	4-5-2-0	5-8-2-0	3-3-5-2	5-6-2-1	6-4-3-0	5-8-0-1	0-1-1-0	NA
2005-06	6-5-0-1	1-9-0-3	8-6-0-1	5-5-0-3	3-2-0-0	10-4-0-1	4-3-0-2	NA
2006-07	5-7-0-2	3-7-0-3	7-5-0-2	4-3-0-4	6-3-0-3	9-4-0-1	1-1-0-2	NA
2007-08	5-7-0-0	7-6-0-1	6-5-0-2	4-7-0-2	6-6-0-3	8-3-0-1	2-1-0-0	NA
2008-09	4-5-0-0	5-6-0-3	7-5-0-2	7-2-0-3	8-5-0-0	7-5-0-3	3-2-0-0	NA
2009-10	4-7-0-1	6-5-0-3	6-6-0-3	8-4-0-2	0-5-0-1	6-7-0-2	2-3-0-1	NA
2010-11	4-5-0-0	6-7-0-0	6-5-0-2	6-5-0-3	4-7-0-2	3-8-0-5	1-3-0-0	NA
2011-12	6-4-0-1	7-3-0-3	7-5-0-3	2-3-0-4	8-5-0-1	7-5-0-4	1-1-0-2	NA
2012-13	NA	NA	NA	2-5-0-0	4-4-0-5	5-10-0-1	4-8-0-0	NA
2013-14	3-7-0-2	4-8-0-3	8-5-0-1	6-6-0-1	1-4-0-0	5-11-0-1	2-4-0-0	NA
TOTALS	80-88-22-14	92-103-16-25	107-92-22-23	102-100-25-26	81-101-21-20	110-135-20-22	43-57-16-9	2-0-0-0

All-Time Record At The All-Star Break And At The Halfway Point

All-Time Record At The All-Star Break And At The Halfway Point

SEASON	DATE OF ALL-STAR GAME (HOST TEAM)	RECORD BEFORE	RECORD AFTER	1ST HALF OF SEASON	2ND HALF OF SEASON	OVERALL RECORD
1993-94	January 22 (NY Rangers)	19-17-8-0	14-17-9-0	17-17-8-0	16-17-9-0	33-34-17-0
1994-95	No All-Star Game	NA	NA	9-12-3-0	11-10-3-0	20-22-6-0
1995-96	January 20 (Boston)	28-12-4-0	13-19-6-0	27-12-2-0	14-19-8-0	41-31-10-0
1996-97	January 18 (San Jose)	22-12-10-0	13-16-9-0	21-11-9-0	14-17-10-0	35-28-19-0
1997-98	January 18 (Vancouver)	15-23-10-0	9-20-5-0	15-20-6-0	9-23-9-0	24-43-15-0
1998-99	January 24 (Tampa Bay)	17-16-11-0	13-18-9-0	15-15-11-0	15-19-7-0	30-34-18-0
1999-00	February 6 (Toronto)	30-15-4-3	13-12-2-3	24-11-3-3	19-16-3-3	43-27-6-6
2000-01	February 4 (Colorado)	12-27-8-7	10-11-5-2	8-20-7-6	14-18-6-3	22-38-13-9
2001-02	February 2 (Los Angeles)	16-30-5-3	6-14-5-3	13-22-3-3	9-22-7-3	22-44-10-6
2002-03	February 2 (Florida)	15-19-10-8	9-17-3-1	12-12-9-8	12-24-4-1	24-36-13-9
2003-04	February 8 (Minnesota)	18-23-11-3	10-12-4-1	13-17-9-2	15-18-6-2	28-35-15-4
2005-06	February 14-27 (Olympics)	22-27-0-8	15-7-0-3	16-20-0-5	21-14-0-6	37-34-0-11
2006-07	January 24 (Dallas)	17-20-0-9	18-10-0-7	15-19-0-7	20-12-0-9	35-31-0-16
2007-08	January 27 (Atlanta)	22-24-0-5	16-11-0-4	19-19-0-3	19-16-0-6	38-35-0-9
2008-09	January 25 (Montreal)	21-17-0-8	20-13-0-3	19-16-0-6	22-14-0-5	41-30-0-11
2009-10	February 13-28 (Olympics)	24-27-0-10	8-10-0-3	16-18-0-7	16-19-0-6	32-37-0-13
2010-11	January 30 (Carolina)	22-22-0-5	8-18-0-7	19-20-0-2	11-20-0-10	30-40-0-12
2011-12	January 29 (Ottawa)	22-15-0-11	16-11-0-7	20-13-0-8	18-13-0-10	38-26-0-18
2012-13	No All-Star Game	NA	NA	7-12-0-5	8-15-0-1	15-27-0-6
2013-14	Feb 8-26 (Olympics)	22-29-0-7	7-16-0-1	15-20-0-6	14-25-0-2	29-45-0-8
TOTALS		362-375-81-87	218-252-57-45	320-326-70-71	297-351-72-67	617-677-142-138

All-Time Panthers Record By Day Of The Week

SEASON	SUNDAY	MONDAY	TUESDAY	WEDNESDAY	THURSDAY	FRIDAY	SATURDAY
1993-94	6-4-3-0	4-4-1-0	2-7-3-0	8-4-4-0	5-6-2-0	1-6-2-0	7-3-2-0
1994-95	4-2-1-0	2-2-0-0	1-5-1-0	4-4-1-0	4-1-2-0	0-4-0-0	5-4-1-0
1995-96	8-2-1-0	5-1-1-0	9-4-0-0	2-8-2-0	5-5-4-0	3-2-2-0	9-9-0-0
1996-97	5-4-3-0	2-4-1-0	3-3-4-0	6-8-1-0	7-2-4-0	4-1-3-0	8-6-3-0
1997-98	4-4-3-0	0-5-1-0	1-5-3-0	3-11-1-0	6-6-1-0	2-5-2-0	8-7-4-0
1998-99	2-1-1-0	3-4-1-0	0-2-2-0	9-11-3-0	4-2-2-0	4-3-4-0	8-11-5-0
1999-00	0-3-0-1	3-4-0-0	2-2-0-0	14-5-2-1	2-5-0-0	5-5-1-2	17-3-3-2
2000-01	1-0-1-0	3-5-1-1	2-2-1-0	5-8-5-4	1-2-0-0	5-9-4-4	5-12-1-0
2001-02	1-1-1-1	3-4-2-0	1-4-1-1	6-11-3-2	2-4-0-0	7-4-1-0	2-16-2-2
2002-03	1-1-1-0	3-4-2-2	1-4-0-1	7-8-3-1	3-4-1-3	4-3-2-1	5-12-4-1
2003-04	0-1-3-0	3-4-2-2	3-4-0-1	4-8-6-0	5-3-0-0	5-6-0-0	8-9-4-1
2005-06	4-0-0-0	3-6-0-2	6-2-0-3	5-4-0-3	6-6-0-1	8-5-0-0	5-11-0-2
2006-07	0-1-0-2	1-2-0-1	6-8-0-4	5-3-0-1	7-8-0-2	6-1-0-1	10-8-0-5
2007-08	3-3-0-1	2-1-0-0	6-3-0-2	5-6-0-2	8-5-0-3	8-4-0-0	6-13-0-1
2008-09	5-3-0-1	2-2-0-2	10-3-0-1	2-3-0-1	10-7-0-1	3-4-0-3	9-8-0-2
2009-10	3-2-0-0	3-3-0-4	3-5-0-0	5-6-0-2	4-6-0-2	6-5-0-1	8-10-0-4
2010-11	2-3-0-2	2-3-0-2	4-5-0-2	2-12-0-1	5-7-0-1	5-5-0-2	10-5-0-2
2011-12	5-3-0-3	5-0-0-2	8-4-0-3	2-2-0-1	4-7-0-5	2-7-0-4	12-3-0-0
2012-13	2-5-0-0	0-2-0-0	5-5-0-2	NA	5-6-0-2	0-1-0-1	3-8-0-1
2013-14	5-5-0-2	2-3-0-0	9-8-0-3	0-1-0-0	5-11-0-0	4-7-0-1	4-10-0-2
TOTALS	61-48-18-13	51-63-12-18	82-85-15-23	94-123-31-19	98-103-16-20	82-87-21-20	149-168-29-25





PANTHERS ALL-TIME RECORDS

All-Time Panthers Record By Conference

SEASON	EASTERN	WESTERN	OVERALL
1993-94.....	24-23-11-0.....	9-11-6-0.....	33-34-17-0
1994-95.....	20-22-6-0.....	NA.....	20-22-6-0
1995-96.....	29-22-5-0.....	12-9-5-0.....	41-31-10-0
1996-97.....	23-20-13-0.....	12-8-6-0.....	35-28-19-0
1997-98.....	22-26-8-0.....	2-17-7-0.....	24-43-15-0
1998-99.....	22-25-11-0.....	8-9-7-0.....	30-34-18-0
1999-00.....	31-20-3-5.....	12-7-3-1.....	43-27-6-6
2000-01.....	16-32-7-5.....	6-6-6-4.....	22-38-13-9
2001-02.....	16-32-7-5.....	6-12-3-1.....	22-44-10-6
2002-03.....	20-24-9-7.....	4-12-4-2.....	24-36-13-9
2003-04.....	24-25-12-3.....	4-10-3-1.....	28-35-15-4
2005-06.....	33-29-0-10.....	4-5-0-1.....	37-34-0-11
2006-07.....	33-26-0-13.....	2-5-0-3.....	35-31-0-16
2007-08.....	34-32-0-6.....	4-3-0-3.....	38-35-0-9
2008-09.....	33-21-0-10.....	8-9-0-1.....	41-30-0-11
2009-10.....	25-30-0-9.....	7-7-0-4.....	32-37-0-13
2010-11.....	23-31-0-10.....	7-9-0-2.....	30-40-0-12
2011-12.....	33-19-0-12.....	5-7-0-6.....	38-26-0-18
2012-13.....	15-27-0-6.....	NA.....	15-27-0-6
2013-14.....	20-30-0-4.....	9-15-0-4.....	29-45-0-8
TOTALS	476-486-92-101	112-146-50-29	588-632-142-130

Season-By-Season Streaks

SEASON	LONG WIN STREAK	LONG LOSING STREAK	LONG UNBEATEN	LONG WINLESS
1993-94.....	4 Games (1/15 - 1/24)	5 Games (2/24 - 3/4)	9 Games (1/8 - 1/30)	8 Games (3/28 - 4/12)
1994-95.....	3 Games (three times)	4 Games (2/17 - 2/23)	3 Games (six times)	4 Games (three times)
1995-96.....	7 Games (11/2 - 11/14)	5 Games (3/2 - 3/11)	8 Games (11/2 - 11/16)	9 Games (2/24 - 3/13)
1996-97.....	4 Games (twice)	4 Games (3/1 - 3/9)	12 Games (10/5 - 10/30)	6 Games (twice)
1997-98.....	3 Games (three times)	13 Games (2/7 - 3/23)	6 Games (12/26 - 1/4)	15 Games (2/1 - 3/23)
1998-99.....	3 Games (4/12 - 4/17)	7 Games (3/31 - 4/10)	5 Games (1/5 - 1/13)	8 Games (3/28 - 4/10)
1999-00.....	5 Games (1/8 - 1/17)	3 Games (2/19 - 2/23)	5 Games (1/8 - 1/17)	3 Games (twice)
2000-01.....	4 Games (2/10 - 2/19)	6 Games (2/21 - 3/2)	4 Games (twice)	9 Games (2/21 - 3/9)
2001-02.....	2 Games (3 times)	7 Games (2/9 - 3/5)	4 Games (3/8 - 3/15)	7 Games (2/9 - 3/5)
2002-03.....	3 Games (2/18 - 2/22)	5 Games (twice)	4 Games (3 times)	8 Games (11/11 - 11/24)
2003-04.....	3 Games (twice)	5 Games (3/19 - 3/27)	5 Games (2/18 - 2/25)	6 Games (11/26 - 12/10)
2005-06.....	7 Games (3/17 - 3/29)	10 Games (11/1 - 11/23)	7 Games (3/17 - 3/29)	10 Games (11/1 - 11/23)
2006-07.....	4 Games (2/24 - 3/3)	6 Games (11/22 - 12/2)	4 Games (2/24 - 3/3)	6 Games (11/22 - 12/2)
2007-08.....	7 Games (3/2 - 3/16)	4 Games (11/7 - 11/13)	7 Games (3/2 - 3/16)	4 Games (11/7 - 11/13)
2008-09.....	3 Games (four times)	6 Games (10/25 - 11/8)	3 Games (four times)	6 Games (10/25 - 11/8)
2009-10.....	3 Games (five times)	7 Games (2/1 - 3/2)	3 Games (five times)	7 Games (2/1 - 3/2)
2010-11.....	3 Games (two times)	10 Games (3/19 - 4/8)	3 Games (two times)	10 Games (3/19 - 4/8)
2011-12.....	5 Games (3/11 - 3/20)	5 Games (3/29 - 4/5)	5 Games (3/11 - 3/20)	5 Games (3/29 - 4/5)
2012-13.....	3 Games (3/28 - 4/2)	6 Games (twice)	3 Games (3/28 - 4/2)	6 Games (twice)
2013-14.....	5 Games (12/10-12/19)	9 Games (10/22-11/10)	5 Games (12/10-12/19)	9 Games (10/22-11/10)





ALL-TIME SPECIAL TEAMS

Power Play

SEASON	GAMES	ADV	PPGF	PCT.	RANK
1993-94	84	409	65	15.9	21/26
1994-95	48	222	29	13.1	24/26
1995-96	82	468	81	17.3	16/26
1996-97	82	352	50	14.2	21/26
1997-98	82	409	55	13.4	17/26
1998-99	82	380	51	13.4	22/27
1999-00	82	338	58	17.2	8/28
2000-01	82	353	46	13.0	27/30
2001-02	82	341	50	14.7	T-19/30
2002-03	82	347	49	14.1	24/30
2003-04	82	310	52	16.8	12/30
2005-06	82	411	63	15.3	24/30
2006-07	82	337	61	18.1	12/30
2007-08	82	313	60	19.2	6/30
2008-09	82	308	51	16.6	24/30
2009-10	82	309	44	14.2	29/30
2010-11	82	267	35	13.1	30/30
2011-12	82	286	53	18.5	T-7/30
2012-13	48	142	29	20.4	6/30
2013-14	82	269	27	10.0	30/30

Penalty Kill

SEASON	GAMES	TSH	PPGA	PCT.	RANK
1993-94	84	396	69	82.6	T-8/26
1994-95	48	191	32	83.2	12/26
1995-96	82	370	63	83.0	T-9/26
1996-97	82	346	50	85.5	7/26
1997-98	82	403	82	79.7	26/26
1998-99	82	370	67	81.9	22/27
1999-00	82	323	47	85.4	10/28
2000-01	82	398	64	83.9	T-14/30
2001-02	82	393	76	80.7	29/30
2002-03	82	356	66	81.5	26/30
2003-04	82	374	51	86.4	2/30
2005-06	82	514	91	82.3	14/30
2006-07	82	443	78	82.4	16/30
2007-08	82	374	66	82.4	16/30
2008-09	82	311	54	82.6	9/30
2009-10	82	287	59	79.4	23/30
2010-11	82	267	41	84.6	6/30
2011-12	82	239	49	79.5	25/30
2012-13	48	151	39	74.2	30/30
2013-14	82	262	63	76.0	30/30

Penalty Minutes

SEASON	GAMES	MINUTES	AVG.	RANK
1993-94	84	1620	19.3	6/26
1994-95	48	770	16.0	T-5/26
1995-96	82	1494	18.2	5/26
1996-97	82	1628	19.9	17/26
1997-98	82	1676	20.4	17/26
1998-99	82	1522	18.6	23/27
1999-00	82	1329	16.2	23/28
2000-01	82	1509	18.4	28/30
2001-02	82	1994	24.3	30/30
2002-03	82	1127	13.7	10/30
2003-04	82	1192	14.5	12/30
2005-06	82	1255	15.6	14/30
2006-07	82	1181	14.4	15/30
2007-08	82	1002	12.5	7/30
2008-09	82	900	11.0	4/30
2009-10	82	977	11.9	T-14/30
2010-11	82	716	8.7	1/30
2011-12	82	792	9.7	8/30
2012-13	48	541	11.3	17/30
2013-14	82	848	10.3	T-12/30

Shorthanded Goals

SEASON	GAMES	FOR (Rank)	AGAINST (Rank)
1993-94	84	8 (T-17/26)	15 (22/26)
1994-95	48	1 (T-24/26)	6 (T-14/26)
1995-96	82	11 (T-12/26)	12 (T-14/26)
1996-97	82	5 (T-23/26)	17 (25/26)
1997-98	82	12 (T-7/26)	16 (T-23/26)
1998-99	82	12 (T-3/27)	11 (T-23/27)
1999-00	82	2 (27/28)	8 (T-14/28)
2000-01	82	8 (T-17/30)	13 (T-26/30)
2001-02	82	8 (T-10/30)	7 (T-12/30)
2002-03	82	7 (T-19/30)	9 (T-20/30)
2003-04	82	7 (T-14/30)	12 (25/30)
2005-06	82	5 (T-27/30)	12 (T-19/30)
2006-07	82	5 (T-24/30)	6 (T-6/30)
2007-08	82	4 (T-24/30)	3 (T-1/30)
2008-09	82	7 (T-16/30)	9 (T-20/30)
2009-10	82	7 (10/30)	8 (22/30)
2010-11	82	4 (26/30)	5 (7/30)
2011-12	82	4 (22/30)	6 (T-15/30)
2012-13	48	4 (T-8/30)	1 (T-3/30)
2013-14	82	8 (T-13/30)	6 (T-7/30)





ALL-TIME SPECIAL TEAMS

Panthers In The All-Star Game

YEAR	REPRESENTATIVE (STATS)	SITE
1994	Bob Kudelski (2-0-2), John Vanbiesbrouck (Win, 6 Saves/8 Shots)	New York City
1995	-No Game-	
1996	Doug MacLean (Coach, Win), Scott Mellanby (0-0-0) John Vanbiesbrouck (No Decision, 4 Saves/7 Shots)	Boston
1997	Doug MacLean (Coach, Win), Robert Svehla (0-2-2), John Vanbiesbrouck (No Decision, 10 Saves/12 Shots)	San Jose
1998	-None-	Vancouver
1999	Viktor Kozlov (Did Not Play - Shoulder Injury)	Tampa Bay
2000	Pavel Bure (3-1-4, MVP), Viktor Kozlov (0-3-3), Ray Whitney (1-1-2)	Toronto
2001	Pavel Bure (0-2-2)	Denver
2002	Sandis Ozolinsh (0-1-1)	Los Angeles
2003	Olli Jokinen (1-3-4)	Sunrise
2004	Roberto Luongo (No Decision, 8 Saves/9 Shots, SuperSkills Goalie Champion)	St. Paul
2006	-No Game (Olympics)-	
2007	Jay Bouwmeester (0-0-0)	Dallas
2008	Tomas Vokoun (No Decision, 18 Saves/20 Shots)	Atlanta
2009	Jay Bouwmeester (1-2-3)	Montreal
2010	-No Game (Olympics)-	
2011	-None-	Carolina
2012	Brian Campbell (0-1-1)	Ottawa
2013	-No Game-	
2014	-No Game (Olympics)-	

Panthers In The YoungStars Game

YEAR	REPRESENTATIVE (STATS)	SITE
2002	Roberto Luongo (W, 37 saves), Kristian Huselius (2-0-2)	Los Angeles
2003	Stephen Weiss (1-1-2), Jay Bouwmeester (0-1-1), Niklas Hagman (0-0-0)	Sunrise
2004	-None-	St. Paul
2006	-No Game (Olympics)-	
2007	-None-	Dallas
2008	-None-	Atlanta
2009	Michael Frolik (0-0-0)	Montreal
2010	-No Game (Olympics)-	
2011	Evgeny Dadonov	Carolina
2012	-None-	Ottawa
2013	-No Game-	

PANTHERS CAREER GOALTENDING

GOALTENDERS	GP	MINS	W	L	OT/SOL	T	GA	SOG	SO	GAA	SV%
Anderson, Craig	53	2788	24	14	7	0	117	1628	5	2.52	.928
Auld, Alex	27	1471	7	13	5	0	82	729	1	3.34	.888
Belfour, Ed	58	3289	27	17	10	0	152	1550	1	2.77	.902
Burke, Sean	66	3820	23	29	1	14	169	1832	3	2.65	.908
Clemmensen, Scott	120	6258	40	39	18	0	300	3149	3	2.87	0.904
Fitzpatrick, Mark	119	6528	43	42	7	22	295	3051	4	2.71	.903
Flaherty, Wade	4	245	2	1	0	1	12	148	0	2.94	.919
Foster, Brian	1	0	0	0	0	0	0	1	0	0.00	1.000
Hurme, Jani	28	1376	4	11	0	6	66	707	1	2.88	.907
Kidd, Trevor	103	5611	28	50	0	13	289	2883	3	3.09	.900
Luongo, Roberto	331	18646	114	161	28	32	829	10392	27	2.66	0.920
Markstrom, Jacob	43	1535	11	25	5	0	123	285	0	4.80	0.568
McLean, Kirk	3	2003	13	12	1	5	95	934	2	2.85	.898
McLennan, Jamie	17	677	2	4	2	0	34	360	0	3.01	.906
Reddick, Eldon	2	80	0	1	0	0	8	45	0	6.00	.822
Salak, Alexander	2	66	0	1	0	0	6	40	0	5.37	.850
Shields, Steve	16	732	3	6	0	1	42	346	0	3.44	.879
Shtalenkov, Mikhail	15	882	8	4	1	2	34	369	0	2.31	.908
Shulmistra, Rich	1	60	1	0	0	0	1	21	0	1.00	.952
Theodore, Jose	68	3816	26	22	14	0	167	1893	3	2.63	.912
Thomas, Tim	40	2299	16	20	3	0	110	1206	0	2.87	0.909
Vanbiesbrouck, John	268	15502	106	108	10	43	666	7605	13	2.58	.912
Vernon, Mike	34	2019	18	13	2	2	83	1020	1	2.47	.919
Vokoun, Tomas	264	14273	101	108	30	0	612	8039	23	2.32	.924
Weekes, Kevin	11	485	0	5	0	1	32	247	0	3.96	.870





PANTHERSCAREERSCORING

NAME	GP	G	A	PTS	PIM
Olli Jokinen	567	188	231	419	597
Stephen Weiss	654	145	249	394	313
Scott Mellanby	552	157	197	354	953
Nathan Horton	422	142	153	295	382
Viktor Kozlov	414	101	190	291	118
Robert Svehla	573	61	229	290	603
Radek Dvorak	613	113	155	268	216
Rob Niedermayer	518	101	165	266	435
Pavel Bure	223	152	99	251	134
Ray Whitney	273	97	130	227	109
Jay Bouwmeester	471	53	150	203	329
David Booth	309	87	80	167	127
Bill Lindsay	506	67	98	165	609
Gord Murphy	410	42	100	142	238
Rostislav Olesz	349	57	75	132	112
Jozef Stumpel	199	45	84	129	58
Kristian Huselius	257	58	69	127	62
Marcus Nilson	327	48	78	126	193
Tomas Fleischmann	210	47	77	124	64
Brian Campbell	212	19	105	124	38
Ray Sheppard	190	61	60	121	33
Tom Fitzgerald	353	54	67	121	281
Stu Barnes	191	49	72	121	94
Johan Garpenlov	265	47	74	121	133
Michael Frolik	213	50	67	117	81
Jesse Belanger	180	49	68	117	44
Dave Lowry	272	50	60	110	178
Cory Stillman	165	39	71	109	79
Mike Van Ryn	257	25	80	105	220
Bryan McCabe	199	28	76	104	152
Ed Jovanovski	362	33	66	102	619
Jody Hull	281	56	44	100	49
Brian Skrudland	256	32	67	99	401
Dmitry Kulikov	313	24	75	99	201
Shawn Matthias	312	48	49	97	109
Valeri Bure	132	33	56	89	42
Ville Peltonen	207	34	54	88	79
Juraj Kolnik	204	40	46	86	72
Martin Gelinas	164	31	54	85	116
Gregory Campbell	363	29	56	85	312
Mark Parrish	154	50	31	81	64
Niklas Hagman	263	30	50	80	52
Mike Hough	259	27	52	79	185
Chris Gratton	157	30	44	74	198
Ivan Novoseltsev	217	29	44	73	106
Paul Laus	530	14	58	72	1702
Tomas Kopecky	174	29	42	71	78
Gary Roberts	108	27	42	69	122
Marcel Goc	161	31	38	69	49
Bryan Allen	284	14	53	67	278
Bret Hedican	202	17	48	65	169
Joe Nieuwendyk	80	31	33	64	50
Keith Ballard	164	14	48	62	160
Dave Gagner	114	24	38	62	94
Kamil Kreps	232	18	42	60	71
Richard Zednik	124	32	27	59	89
Jason Garrison	190	23	36	59	81
Kris Versteeg	99	27	38	65	66
Brett McLean	147	21	35	56	63
Mike Santorelli	166	31	24	55	40
Ruslan Salei	147	9	46	55	177
Sandis Ozolinsh	88	17	38	55	64
Andrei Lomakin	107	20	34	54	32
Jaroslav Spacek	157	15	39	54	89
Oleg Kvasha	146	17	33	50	79
Steven Reinprecht	111	20	28	48	24
Kirk Muller	162	13	34	47	107
Jason Woolley	89	10	37	47	52
Scottie Upshall	129	21	26	47	127
Terry Carkner	279	6	40	46	293
Mike Weaver	246	3	41	44	79
Mike Sillinger	68	17	25	42	60
Peter Worrrell	342	16	26	42	1375
Bob Kudelski	83	20	19	39	12
Dan Boyle	129	10	29	39	50
Nick Bjugstad	87	17	22	39	18

NAME	GP	G	A	PTS	PIM
Steve Montador	196	10	28	38	260
Dave Nemirovsky	91	16	22	38	42
Brian Benning	97	7	31	38	125
Mikael Samuelsson	85	16	21	37	49
Martin Straka	67	9	26	35	18
Dennis Wideman	61	9	24	33	33
Len Barrie	76	9	24	33	141
Marty Reasoner	82	14	18	32	22
Jonathan Huberdeau	48	14	17	31	18
Jason Wiemer	70	11	20	31	178
Matt Cullen	86	12	19	31	46
Ryan Johnson	164	8	22	30	50
Steve Washburn	81	14	15	29	40
Per Gustafsson	58	7	22	29	22
Tom Gilbert	73	3	25	28	18
Brad Ference	167	4	24	28	432
Rhett Warrenner	217	4	23	27	297
Jason Garrison	113	7	19	26	49
Denis Shvidki	76	11	14	25	30
Byron Ritchie	111	10	15	25	137
Chris Wells	141	7	18	25	134
Jack Skille	99	8	16	24	43
Sean Bergenheim	62	17	6	23	48
Chris Higgins	48	11	12	23	10
Greg Adams	60	11	12	23	10
Dino Ciccarelli	42	11	12	23	55
Jassen Cullimore	133	5	18	23	75
Lukas Krajcek	90	3	20	23	62
Dennis Seidenberg	62	2	21	23	33
Joel Kwiatkowski	114	9	13	22	106
Mathieu Biron	91	4	18	22	65
Geoff Smith	137	6	16	22	82
Kevyn Adams	56	7	14	21	30
Nick Boynton	68	5	16	21	91
Mike Wilson	83	4	17	21	60
Anders Eriksson	60	0	21	21	28
Evgenii Dadonov	55	10	10	20	16
Michal Repik	55	9	11	20	36
Jaroslav Bednar	65	6	14	20	18
Sean Hill	78	2	18	20	80
Drew Shore	67	8	12	20	22
Pavel Trnka	89	3	16	19	75
Andreas Lilja	135	7	12	19	146
Karlis Skrastins	97	5	14	19	42
Magnus Svensson	46	4	14	18	31
Jon Sim	33	10	8	18	26
Jordan Leopold	61	7	11	18	22
Jesse Winchester	52	9	9	18	38
Filip Kuba	62	2	15	17	26
Cory Murphy	47	2	15	17	22
Branislav Mezei	174	4	13	17	246
Dominic Moore	48	8	9	17	35
Keaton Ellerby	125	2	15	17	70
Cam Stewart	65	9	7	16	30
Vaclav Prospal	34	4	12	16	10
Greg Hawgood	33	2	14	16	9
Lyle Odelein	82	4	12	16	88
Steve Bernier	68	5	10	15	21
Sergei Samsonov	20	3	11	14	2
Donald Audette	28	6	7	13	22
Lance Pitlick	165	5	8	13	98
Brent Severyn	76	5	8	13	193
Ivan Majesky	82	4	8	12	92
Erik Gudbranson	104	2	10	12	125
Serge Payer	114	7	5	12	47
Anthony Stewart	105	4	8	12	38
Keith Brown	64	4	8	12	62
Scott Gomez	46	2	10	12	24
Scott Levins	29	5	6	11	69
Igor Larionov	26	5	6	11	10
Eric Beaudoin	53	3	8	11	41
Lance Ward	134	4	7	11	254
Todd Simpson	107	2	9	11	276
Joe Cirella	83	1	10	11	120
Jeff Norton	51	0	11	11	28
Tomas Vokoun	264	0	10	10	8
Magnus Johansson	27	0	10	10	14
Alexander Godynuk	26	0	10	10	35
Darcy Hordichuk	124	4	5	9	249
Mike Foligno	39	4	5	9	49
Wojtek Wolski	22	4	5	9	0





PANTHERS CAREER SCORING (CONT)

NAME	GP	G	A	PTS	PIM
TJ Brennan	19	2	7	9	2
Krys Barch	96	2	7	9	190
Pierre Dagenais	35	7	1	8	8
Stephane Matteau	52	4	4	8	27
Randy Gilhen	20	4	4	8	16
Matt Bradley	45	3	5	8	31
John Vanbiesbrouck	268	0	8	8	68
Vincent Trocheck	20	5	3	8	6
Bill Thomas	31	5	3	8	6
Niclas Bergfors	20	1	6	7	2
Todd Bertuzzi	7	1	6	7	13
Alexi Semenov	39	1	6	7	49
Dmitry Yushkevich	23	1	6	7	14
Vaclav Nedorost	32	4	3	7	12
Darren Van Impe	36	1	6	7	31
Roberto Luongo	242	0	7	7	10
Tyson Strachan	53	1	6	7	45
Jerred Smithson	51	2	4	6	14
Igor Ulanov	70	1	5	6	50
Victor Oreskovich	50	2	4	6	26
Quinton Howden	34	4	2	6	10
Marco Sturm	42	3	2	5	23
Clay Wilson	17	3	2	5	6
Joey Tetarenko	69	4	1	5	171
Alex Kovalev	14	2	3	5	6
Jeff Toms	8	2	2	4	4
Christian Berglund	10	3	1	4	10
Sean Burke	66	0	4	4	29
Ville Koistinen	17	1	3	4	8
John Madden	31	3	0	3	4
Scott Clemmensen	120	0	3	3	2
Ryan Carter	19	2	1	3	28
Drew Larman	22	2	1	3	4
Ric Jackman	22	2	1	3	16
Tim Kennedy	33	1	2	3	4
Gilbert Dionne	5	1	2	3	0
Brett Harkins	8	0	3	3	6
Gaetan Duchesne	13	1	2	3	0
Brad Smyth	15	2	1	3	6
Janis Sprukts	15	1	2	3	2
Randy Moller	17	0	3	3	16
Eric Messier	21	0	3	3	16
Craig MacDonald	34	0	3	3	25
Mike Vernon	34	0	3	3	2
John Jakopin	82	1	2	3	92
Mark Fitzpatrick	119	0	3	3	31
Kenndal McArdle	33	1	2	3	47
Matt Gilroy	16	1	1	2	6
Tanner Glass	44	1	1	2	46
Ed Belfour	58	0	2	2	10
Rob Globke	46	1	1	2	8
Patrick Lebeau	4	1	1	2	4
Yan Golubovsky	6	0	2	2	2
Peter Andersson	8	1	1	2	0
Craig Anderson	53	0	2	2	4
Ryan Jardine	8	0	2	2	2
Jason Podollan	19	1	1	2	4
Brad Norton	22	0	2	2	45
Peter Ratchuk	32	1	1	2	10
Dallas Eakins	41	0	2	2	79
Trevor Kidd	103	0	2	2	6
Jeff Taffe	21	1	1	2	4
Byron Bitz	7	1	1	2	2
George Parros	39	1	1	2	57
Joey Crabb	9	0	1	1	7
Patrick Rissmiller	9	0	1	1	0
Alexander Sulzer	9	0	1	1	0
Scott Timmins	19	1	0	1	8
Joe Callahan	27	0	1	1	12
Alex Auld	27	0	1	1	2
Scott Timmins	24	1	0	1	12
Greg Rallo	11	1	0	1	2
Steve Eminger	9	1	0	1	6
Noah Welch	6	1	0	1	9
Martin Lojek	5	0	1	1	0
Colby Robak	19	0	1	1	17
Jamie Leach	2	1	0	1	0
Josh Olson	5	1	0	1	0
Kamil Piro	3	1	0	1	0
Andrei Podkonicky	6	1	0	1	2
Greg Smyth	12	1	0	1	37
David Brine	9	0	1	1	4
Mark Cullen	6	0	1	1	2
Lee Goren	2	0	1	1	0

Mike Green	11	0	1	1	2
Jeff Greenlaw	4	0	1	1	2
NAME	GP	G	A	PTS	PIM
Greg Jacina	14	0	1	1	6
Igor Kravchuk	7	0	1	1	4
Steve MacIntyre	18	0	1	1	17
Stephane J.G. Richer	3	0	1	1	2
Jeff Ware	6	0	1	1	6
Mikhail Yakubov	13	0	1	1	4
Eric Selleck	2	0	1	1	17
Bobby Butler	2	0	1	1	2
Alex Petrovic	7	0	1	1	8
Tim Thomas	40	0	1	1	4
Dan Ellis	6	0	0	0	0
Mike Mottau	8	0	0	0	0
Garrett Wilson	3	0	0	0	0
Jonathan Racine	1	0	0	0	2
Jose Theodore	53	0	0	0	0
Kirk McLean	37	0	0	0	2
Wade Belak	32	0	0	0	37
Ryan Whitney	7	0	0	0	6
Jani Hurme	28	0	0	0	2
Steve Shields	16	0	0	0	6
Mikhail Shtalenkov	15	0	0	0	2
Dwayne Hay	15	0	0	0	2
Nick Smith	15	0	0	0	0
Mike Duco	12	0	0	0	60
Kevin Weekes	11	0	0	0	0
Rocky Thompson	10	0	0	0	31
Jeff Daniels	10	0	0	0	0
Kyle Rossiter	9	0	0	0	9
Jamie Allison	7	0	0	0	11
Garth Murray	6	0	0	0	19
Ty Jones	6	0	0	0	7
Craig Ferguson	6	0	0	0	0
David Emma	6	0	0	0	0
Bracken Kearns	5	0	0	0	10
Herbert Vasiljevs	5	0	0	0	2
Dave Tomlinson	5	0	0	0	0
Craig Fisher	4	0	0	0	0
Jamie Linden	4	0	0	0	17
Eric Boguniecki	4	0	0	0	2
David Morisset	4	0	0	0	5
Wade Flaherty	4	0	0	0	0
Stefan Meyer	4	0	0	0	0
Grant McNeill	3	0	0	0	5
Mike Casselman	3	0	0	0	0
Matt Herr	3	0	0	0	0
Chris Allen	2	0	0	0	2
Kristian Kudroc	2	0	0	0	2
Eldon Reddick	2	0	0	0	0
Doug Barrault	2	0	0	0	0
Dave Duerden	2	0	0	0	0
Alexander Salak	2	0	0	0	0
Hugh Jessiman	2	0	0	0	0
Viacheslav Butsayev	1	0	0	0	2
Jamie Rivers	1	0	0	0	2
Craig Martin	1	0	0	0	5
Jim Campbell	1	0	0	0	0
Paul Brousseau	1	0	0	0	0
Rich Shulmistra	1	0	0	0	0
Jacob Markstrom	1	0	0	0	0
Jon Matsumoto	1	0	0	0	0
Greg Rallo	1	0	0	0	0
Nolan Yonkman	1	0	0	0	0





TEAM RECORDS: PERIOD

Most...

GOALS – 6 – (2nd per.) vs. Boston (4/5/00)

GOALS AGAINST – 6 – (Three times) MR: (3rd per) at Carolina (1/11/07)

GOALS BOTH TEAMS – 7 – (Seven times) MR: (2nd per.) vs Pittsburgh (2/26/13)

PENALTY MINUTES – 120 – (3rd pd.) vs. Philadelphia (10/13/01)

PENALTY MINUTES BY OPPONENT – 89 – (3rd per.) at Pittsburgh (2/6/03)

PENALTY MINUTES BY BOTH TEAMS – 196 – (3rd per.) vs. Philadelphia (10/13/01)

SHOTS ON GOAL AT HOME – 28 – (2nd per.) vs. Washington (10/20/05)

SHOTS ON GOAL ON ROAD – 22 – (3rd per.) at Atlanta (12/26/01)

SHOTS AGAINST AT HOME – 28 – (1st per.) vs. NY Islanders (3/17/04)

SHOTS AGAINST ON ROAD – 29 – (two times) MR: (3rd per.) at San Jose (3/18/14)

POWER-PLAY GOALS – 4 – (1st per.) vs. Ottawa (12/9/98)

POWER-PLAY GOALS AGAINST – 3 – (Twice) (3rd per.) at Montreal (3/9/98)

SHORT-HANDED GOALS – 2 – (Twice) MR: (1st per.) at NY Rangers (12/12/97)

SHORT-HANDED GOALS AGAINST – 2 – (Four times) MR: (2nd per.) at Buffalo (3/19/98)

Fewest..

SHOTS ON GOAL – 0 – (six times) MR: (3rd.) vs. Washington (3/17/09)

SHOTS ON GOAL AGAINST – 0 – (twice) (2nd per.) at Edmonton (10/20/01) and (1st per.) vs. Los Angeles (10/28/97)

Fastest..

OPENING GOAL – :10 – Johan Garpenlov at Colorado (10/17/96)

OPENING GOAL AGAINST – :10 – Mike Knuble vs. Boston (2/14/03)

OPENING GOAL, HOME – :15 – Mike Hough vs. Pittsburgh (3/28/96)

OPENING GOAL AGAINST, HOME – :10 – Mike Knuble vs. Boston (2/14/03)

GOAL FROM START OF PERIOD – :10 – (twice) MR: Nathan Horton (2nd per.) at Toronto (2/5/08)

GOAL FROM START OF PERIOD AGAINST – :09 – Ruslan Fedotenko (2nd per.) vs. Tampa Bay (3/20/06)

OVERTIME GOAL – :22 – Nathan Horton at Boston (3/4/08)

OVERTIME GOAL AGAINST – :17 – Vincent Lecavalier vs. Tampa Bay (4/14/02)

TWO GOALS SCORED BY ONE PLAYER – :07 – Viktor Kozlov (2nd per.) vs. Montreal (2/10/04)

TWO GOALS AGAINST BY ONE PLAYER – :17 – Mike Knuble (1st per.) vs. Boston (2/14/03)

TWO GOALS – :07 – Viktor Kozlov, 1:43 and 1:50 (2nd per.) vs. Montreal (2/10/04)

TWO GOALS AGAINST – :12 – Chris Drury (8:46) and Ryan Callahan (8:58) at NY Rangers (10/4/07)

THREE GOALS – 1:17 – Viktor Kozlov, 18:09, Mark Parrish, 18:29 and Pavel Bure, 19:26 (3rd per.) vs. Los Angeles (10/6/99)

THREE GOALS AGAINST – 1:00 – Kevin Lowe, 16:52, Tony Amonte, 17:12 and Adam Graves, 17:52 (2nd per.) vs. NY Rangers (11/16/93)



TEAM RECORDS: **GAME**

Most..

DECISIVE WIN AT HOME - 6-0 - (Four times) MR: vs. Tampa Bay (10/16/10)
DECISIVE WIN ON ROAD - 8-0 - at Toronto (2/5/08)
DECISIVE SHUTOUT WIN AT HOME - 6-0 - (Three times), vs Tampa Bay (10/16/10) vs. Anaheim (11/21/01) and vs. Hartford (10/12/96)
DECISIVE SHUTOUT WIN ON ROAD - 8-0 - at Toronto (2/5/08)
DECISIVE LOSS AT HOME - 7-0 - vs. Los Angeles (2/3/07)
DECISIVE LOSS ON ROAD - 12-2 - at Washington (1/11/03)
DECISIVE SHUTOUT LOSS AT HOME - 7-0 - vs. Los Angeles (2/03/07)
DECISIVE SHUTOUT LOSS ON ROAD - 8-0 - at Boston (12/23/11)
GOALS - 10 - vs. Boston (11/26/97), 10-5 (W)
GOALS AT HOME - 10 - vs. Boston (11/26/97), 10-5 (W)
GOALS ON ROAD - 8 - at Toronto (2/5/08), 8-0 (W) and at Tampa Bay (2/28/06), 8-2 (W)
GOALS BOTH TEAMS - 15 - vs. Boston (11/26/97), 10-5 (W)
GOALS AGAINST - 12 - at Washington (1/11/03), 12-2 (L)
GOALS AGAINST AT HOME - 8 - vs. Chicago (3/15/98), 8-4 (L)
GOALS AGAINST ON ROAD - 12 - at Washington (1/11/03), 12-2 (L)
ASSISTS - 16 - vs. Boston (11/26/97), 10-5 (W)
SCORING POINTS - 26 - vs. Boston (11/26/97), 10-5 (W)
PENALTY MINUTES - 128 - vs. Philadelphia (10/13/01), 5-2 (L)
PENALTY MINUTES BY OPPONENT - 101 - at Pittsburgh (2/6/03), 6-0 (W)
PENALTY MINUTES BY BOTH TEAMS - 214 - vs. Philadelphia (10/13/01), FLA-128, PHI-86, 5-2 (L)
PENALTIES - 24 - (128 PIM) vs. Philadelphia (10/13/01), 5-2 (L)
PENALTIES BY OPPONENT - 22 - (Two times), (101 PIM) at Pittsburgh (2/6/03), 6-0 (W) and (83 PIM) at Tampa Bay (3/21/98), 5-1 (L)
POWER-PLAY GOALS - 5 - (Three Times) vs. Tampa Bay (10/17/11), 7-4 (W), vs. Ottawa (12/9/98), 6-5 (W) and vs. NY Rangers (10/25/96), 6-4 (W)
POWER-PLAY GOALS AGAINST - 5 - (Three times), MR:vs. Atlanta (10/23/06)
POWER-PLAY OPPORTUNITIES - 11 - (Four times) MR: vs. NY Islanders (10/10/05)
POWER-PLAY OPPORTUNITIES, OPPONENT - 12 - at Washington (12/3/09), 6-2 (L) (3 of 12) & at Chicago (10/30/02), 4-1 (L) (1 of 12)
SHORT-HANDED GOALS - 2 - (Five times) MR: at Atlanta (11/19/02), 4-3 (OTL)
SHORT-HANDED GOALS AGAINST - 3 - at Ottawa (11/18/00), 5-2 (L) and at Buffalo (3/19/98), 6-1 (L)
SHOTS ON GOAL - 55 - vs Atlanta (11/3/10)
SHOTS ON GOAL AT HOME - 55 - vs Atlanta (11/3/10)
SHOTS ON GOAL ON ROAD - 48 - at Atlanta (4/10/02) and at Boston (3/27/06)
SHOTS ON GOAL BOTH TEAMS - 97 - vs. Washington (4/15/06)
SHOTS AGAINST - 60 - vs. Detroit (2/27/02), 3-2 (OTL)
SHOTS AGAINST AT HOME - 60 - vs. Detroit (2/27/02), 3-2 (OTL)
SHOTS AGAINST ON ROAD - 55 - at Chicago (10/2/09) & at Washington (12/18/05)

Fewest...

PENALTY MINUTES - 0 - (Five Times) MR: vs Winnipeg (3/5/13), 4-1 W
PENALTY MINUTES BY AN OPPONENT - 0 - at Carolina (4/4/08), 4-3 (W), vs Carolina (11/24/08), 3-2 (W)
PENALTY MINUTES BY BOTH TEAMS - 2 - (Two Times) at New York Rangers (3/22/11), vs. New Jersey (1/26/00), 3-2 (L)
SHOTS ON GOAL - 11 - at Ottawa (4/12/99), 2-0 (W), at Washington (11/3/95), 3-2 (W)
SHOTS ON GOAL AT HOME - 13 - vs. Calgary (2/5/10), 2-1 (L)
SHOTS ON GOAL ON ROAD - 11 - (Two times), at Ottawa (4/12/99), 2-0 (W), at Washington (11/3/95), 3-2 (W)
SHOTS ON GOAL BOTH TEAMS - 34 - vs. Ottawa, FL-17, OTT-17 (1/22/03), 2-1 (L)
SHOTS AGAINST - 11 - at Minnesota (3/9/10) 3-2 (SOW)
SHOTS AGAINST AT HOME - 12 - vs. Los Angeles (10/28/97), 2-2 (T)
SHOTS AGAINST ON ROAD - 11 - at Minnesota (3/9/10) 3-2 (SOW)





TEAM RECORDS: SEASON

Most...

GOALS - 254 (1995-96)
 ASSISTS - 435 (1995-96)
 POINTS (GOALS/ASSISTS) - 689 (1995-96)
 PENALTY MINUTES - 1994 (30th NHL), 82 GP, 24.3 Avg. (2001-02)
 GOALS AT HOME - 137 (1995-96)
 GOALS ON ROAD - 118 (1993-94 and 2008-09)
 GOALS AGAINST - 262 (2013-14)
 GOALS AGAINST AT HOME - 135 (1997-98)
 GOALS AGAINST ON ROAD - 143 (2013-14)
 POINTS IN STANDINGS - 98 (1999-00)
 POINTS IN STANDINGS AT HOME - 58 (1999-00)
 POINTS IN STANDINGS ON ROAD - 44 (1993-94)
 POWER-PLAY GOALS - 81 (1995-96)
 POWER-PLAY GOALS AGAINST - 91 (2005-06)
 SHORT-HANDED GOALS - 12 (1997-98 and 1998-99)
 SHORT-HANDED GOALS AGAINST - 17 (1996-97)
 SHUTOUTS - 9 (2008-09)

SHUTOUTS AT HOME - 6 (2008-09)
 SHUTOUTS ON ROAD - 4 (2002-03, 2007-08 and 2009-10)
 SHUTOUTS AGAINST - 10 (1998-99, 2001-02, and 2006-07)
 SHUTOUTS AGAINST AT HOME - 5 (1998-99 and 2001-02)
 SHUTOUTS AGAINST ON ROAD - 7 (2006-07)
 WINS - 43 (1999-00)
 WINS AT HOME - 26 (1999-00)
 WINS ON ROAD - 20 (2007-08)
 LOSSES - 45 (2013-14)
 LOSSES AT HOME - 24 (1997-98)
 LOSSES ON ROAD - 25 (2000-01, 5 in OT)
 TIES - 19 (1996-97)
 TIES AT HOME - 9 (1993-94)
 TIES ON ROAD - 11 (1996-97 and 1998-99)
 OVERTIME LOSSES - 18 (2011-12)

Fewest...

GOALS - 109 (2012-13)
 ASSISTS - 172 (2012-13)
 POINTS (GOALS/ASSISTS) - 281 (2012-13)
 PENALTY MINUTES - 716 (1st NHL), 82 GP, 8.7 Avg. (2010-11)
 GOALS AT HOME - 60 (1994-95)
 GOALS ON ROAD - 45 (2012-13)
 GOALS AGAINST - 127 (1994-95)
 GOALS AGAINST AT HOME - 60 (1994-95)
 GOALS AGAINST ON ROAD - 62 (1994-95)
 POINTS IN STANDINGS - 36 (2012-13)
 POINTS IN STANDINGS AT HOME - 21 (1994-95 & 2012-13)
 POINTS IN STANDINGS ON ROAD - 15 (2012-13)
 POWER-PLAY GOALS - 27 (2013-14)
 POWER-PLAY GOALS AGAINST - 32 (1994-95)
 SHORT-HANDED GOALS - 1 (1994-95)
 SHORT-HANDED GOALS AGAINST - 1 (2011-12)
 SHUTOUTS - 2 (1993-94, 1995-96, 1996-97, 1999-00, 2006-07)
 SHUTOUTS AT HOME - 0 (2006-07)

SHUTOUTS ON ROAD - 0 (1995-96 and 1999-00)
 SHUTOUTS AGAINST - 1 (1993-94)
 SHUTOUTS AGAINST AT HOME - 0 (1993-94 and 1999-00)
 SHUTOUTS AGAINST ON ROAD - 1 (1993-94 and 2008-09)
 WINS - 15 (2012-13)
 WINS AT HOME - 8 (2002-03 & 2012-13)
 WINS ON ROAD - 7 (2012-13)
 LOSSES - 22 (1994-95)
 LOSSES AT HOME - 11 (2005-06 & 2012-13)
 LOSSES ON ROAD - 10 (1994-95)
 TIES - 6 (1994-95 and 1999-00)
 TIES AT HOME - 3 (1994-95)
 TIES ON ROAD - 2 (1999-00)



TEAM RECORDS: **STREAKS**

Longest...

WIN STREAK - 7 GAMES - (3/2 - 3/16/08), (3/17/06-3/29/06), (11/2-11/14/95)

WIN STREAK AT HOME - 5 GAMES - (3/4 - 3/17/12) (1/16-1/26/10), (1/27-2/13/09), (3/6 - 3/16/08), (3/17/06-4/1/06), (11/5-11/14/95)

WIN STREAK ON ROAD - 5 GAMES - (11/30-12/12/08)

WIN STREAK VS. A SINGLE TEAM - 12 GAMES - vs. Pittsburgh (4/3/02 - 4/7/06)

WIN STREAK AT HOME VS. A SINGLE TEAM - 8 GAMES - vs NY Islanders (3/17/07-10/23/10)

WIN STREAK ON ROAD VS. A SINGLE TEAM - 5 GAMES - at Tampa Bay (11/27/98 - 3/10/00) and at Ottawa (11/11/93 - 10/28/95)

LOSING STREAK - 13 GAMES - (2/7-3/23/98)

LOSING STREAK AT HOME - 6 GAMES - (2/25-3/23/98)

LOSING STREAK ON ROAD - 13 GAMES - (10/27-12/17/05)

LOSING STREAK VS. A SINGLE TEAM - 6 GAMES - vs. NY Rangers (11/3/01 - 3/1/03), vs. Ottawa (11/18/00 - 3/17/02), vs. Chicago (12/30/99 - 10/17/02), vs. New Jersey (4/8/00 - 11/24/01), vs. Washington (1/19/00 - 1/24/01) and vs. Philadelphia (11/2/96 - 12/20/97)

LOSING STREAK AT HOME VS. A SINGLE TEAM - 9 GAMES - vs. New Jersey (10/25/00 - 1/27/06)

LOSING STREAK ON ROAD VS. A SINGLE TEAM - 13 GAMES - at Carolina (2/16/04 - 2/16/08)

TIE STREAK - 3 GAMES - (11/20-11/24/02, 4/6-4/10/02 and 1/5-1/8/99, 2/3-2/7/97)

TIE STREAK AT HOME - 2 GAMES - (12/13-12/18/03, 3/9-3/13/02, 3/21-3/23/94 and 10/17-10/19/93)

TIE STREAK ON ROAD - 3 GAMES - (4/6-4/10/02, 1/5-1/8/99, 4/11-4/18/98, 2/3-2/7/97 and 1/10-1/22/96)

TIE STREAK VS. A SINGLE TEAM - 5 GAMES - vs. San Jose (10/16/96 - 2/15/99)

TIE STREAK AT HOME VS. A SINGLE TEAM - 3 GAMES - vs. NY Islanders (2/4/02 - present), vs. Carolina (12/5/98 - 3/6/99) and vs. San Jose (2/25/97 - 2/15/99)

TIE STREAK ON ROAD VS. A SINGLE TEAM - 3 GAMES - at Atlanta (3/3/01 - 4/10/02), at Vancouver (1/14/97 - 1/8/99) and at Detroit (2/26/99 - 12/15/07)

CONSECUTIVE GAMES STREAK WITHOUT A TIE - 23 GAMES - (10/30/01 - 12/22/01)

UNBEATEN STREAK - 12 GAMES - 8-0-4 (10/5-10/30/96)

UNBEATEN STREAK AT HOME - 8 GAMES - 7-0-1 (11/5-11/26/95)

UNBEATEN STREAK ON ROAD - 7 GAMES - 5-0-2 (12/7-12/29/93) and 4-0-3 (10/5-10/29/96)

UNBEATEN STREAK VS. A SINGLE TEAM - 11 GAMES - (10-0-1) vs. Ottawa (10/14/93 - 3/19/96) and (9-0-2) vs. Tampa Bay (4/18/98 - 4/1/00)

UNBEATEN STREAK AT HOME VS. A SINGLE TEAM - 12 GAMES - (10-0-2) vs. Tampa Bay (1/25/97 - 1/27/01)

UNBEATEN STREAK ON ROAD VS. A SINGLE TEAM - 7 GAMES - (4-0-3) at Philadelphia (4/7/94 - 10/27/96)

WINLESS STREAK - 15 GAMES - (0-14-1) from 2/1-3/23/98

WINLESS STREAK AT HOME - 13 GAMES - (0-10-2-1) from 2/5-3/24/03

WINLESS STREAK ON ROAD - 16 GAMES - (0-12-4) from 1/2-3/21/98

WINLESS STREAK VS. A SINGLE TEAM - 11 GAMES - (0-8-5) vs. Detroit (2/16/97 - 12/15/05)

WINLESS STREAK AT HOME VS. A SINGLE TEAM - 9 GAMES - (0-8-0) vs. New Jersey (10/25/00 - 1/27/06)

WINLESS STREAK ON ROAD VS. A SINGLE TEAM - 14 GAMES - (0-13-1-1) at Carolina (1/24/03 - 2/16/08)

CONSECUTIVE SHUTOUT STREAK - 2 GAMES - 3/2-3/4/08, 12/21-12/23/08, 2/23-2/25/04, 1/15-1/18/03

CONSECUTIVE SHUTOUTS AGAINST STREAK - 3 GAMES - (11/25 - 11/30/06)

CONSECUTIVE GAMES STREAK WITHOUT BEING SHUT OUT - 79 GAMES - (12/2/93 - 2/25/95)

CONSECUTIVE GAMES STREAK WITHOUT SHUTTING OUT OPPONENT - 61 GAMES - (10/24/95 - 3/13/96)

CONSECUTIVE SHUTOUT MINUTES - 182:37 - Roberto Luongo (2/21-2/27/04)





INDIVIDUAL RECORDS: PERIOD

Most...

GOALS - 3 - Steven Reinprecht (1st per.) at Dallas (10/30/09), Pavel Bure (3rd per.) at Phoenix (12/8/99) and (3rd per.) vs. Tampa Bay (1/1/00)

GOALS AGAINST - 3 - Mikael Renberg (3rd per.) at Tampa Bay (3/21/98)

ASSISTS - 3 - Bryan McCabe (2nd per.) vs. Philadelphia (3/3/10), Nathan Horton (1st per.) at Dallas (10/30/09) and (2nd per.) at Tampa Bay (1/17/09), Ray Whitney (1st per.) at New Jersey (10/30/00) and Scott Mellanby (3rd per.) vs. Toronto (1/13/99)

ASSISTS AGAINST - 3 - Several times. MR: Scott Gomez (2nd per.) vs. New Jersey (3/3/04)

POINTS - 3 - Several times. MR: Kris Versteeg (3rd pd) (10/17/11) at Tampa Bay

POINTS AGAINST - 4 (2-2-4) - Jaromir Jagr (2nd per.) at Washington (1/11/03), Peter Forsberg (3rd per.) vs. Colorado (3/3/99) and Paul Kariya (1st per.) at Anaheim (1/21/98)

POWER-PLAY GOALS - 2 - Several times. MR: Richard Zednik (2/5/08) at Toronto (8-0 W)

POWER-PLAY GOALS AGAINST - 2 - Several times. MR: Mariusz

Czerkawski (2nd per.) at NY Islanders (4/9/00)

SHORT-HANDED GOALS - 2 - Radek Dvorak (1st per.) at NY Rangers (12/12/97)

SHORT-HANDED GOALS AGAINST - 2 - Alexei Zhitnik (2nd per.) at Buffalo (3/19/98)

PENALTY MINUTES - 32 - Joey Tetarenko (2nd per.) vs. Atlanta (1/19/02)

PENALTY MINUTES AGAINST - 34 - Darcy Tucker (3rd per.) at Tampa Bay (12/27/99)

SHOTS ON GOAL - 9 - Pavel Bure (1st per.) vs. Pittsburgh (3/16/01)

INDIVIDUAL RECORDS: GAME

Most...

GOALS - 4 - Pavel Bure at Atlanta (2/10/01) and vs. Tampa Bay (1/1/00), and Mark Parrish at Chicago (10/30/98)

GOALS AGAINST - 4 - (Five times) MR: Mats Sundin at Toronto (4/11/06)

ASSISTS - 4 - (Seven times) MR: Brian Campbell at Tampa Bay (10/17/11)

ASSISTS AGAINST - 5 - Joe Thornton vs. Boston (12/28/01)

POINTS - 6 - Olli Jokinen (2-4-6) vs. NY Islanders (3-17-07)

POINTS AGAINST - 7 - Jaromir Jagr (3-4-7) at Washington (1/11/03)

POWER-PLAY GOALS - 3 - Richard Zednik at Toronto (2/5/08)

POWER-PLAY GOALS AGAINST - 3 - Pascal Rheaume vs. Atlanta (1/19/02)

SHORT-HANDED GOALS - 2 - (Three times) MR: Olli Jokinen at Atlanta

(11/19/02)

SHORT-HANDED GOALS AGAINST - 2 - (Three times) MR: Marian Hossa at Ottawa (11/18/00)

SHOTS ON GOAL - 14 - Pavel Bure at Atlanta (2/10/01) & David Booth vs Atlanta (10/18/10)

SHOTS AGAINST - 12 - Nelson Emerson vs. Winnipeg (at Hamilton, 2/22/94)

PENALTY MINUTES - 37 - Joey Tetarenko vs. Atlanta (1/19/02)

PENALTY MINUTES BY OPPONENT - 34 - Darcy Tucker at Tampa Bay (12/27/99)

BEST PLUS/MINUS - +6 - Terry Carkner and Robert Svehla vs. Boston (11/26/97)

By Defenseman...

GOALS - 2 - Several times. MR: Bryan McCabe at Toronto (1/5/10)

ASSISTS - 4 - Brian Campbell (11/17/11) at Tampa Bay and Bryan McCabe vs Tampa Bay (10/16/10)

POINTS - 4 - Brian Campbell (11/17/11) at Tampa Bay, Bryan McCabe (1-3-4) vs Philadelphia (3/3/10) and at Washington (3/1/09) and Bret Hedican (2-2-4) vs. Toronto (12/29/01)

PENALTY MINUTES - 30 - Paul Laus vs. Washington (1/19/94 and 3/16/95)



INDIVIDUAL RECORDS: **SEASON**

Most...

GAMES PLAYED – 84 – Bill Lindsay and Gord Murphy (1993-94)

GOALS – 59 – Pavel Bure (2000-01)

ASSISTS – 53 – Viktor Kozlov (1999-00)

POINTS – 94 – Pavel Bure (1999-00)

PENALTY MINUTES – 354 – Peter Worrell (2001-02)

POWER-PLAY GOALS – 19 – Pavel Bure (2000-01) and Scott Mellanby (1995-96)

SHORT-HANDED GOALS – 6 – Tom Fitzgerald (1995-96)

GAME-WINNING GOALS – 14 – Pavel Bure (1999-00)

SHOTS ON GOAL – 384 – Pavel Bure (2000-01)

HAT TRICKS – 4 – Pavel Bure (2000-01 and 1999-00)

GOALS BY A DEFENSEMAN – 16 – Jason Garrison (2011-2012)

ASSISTS BY A DEFENSEMAN – 49 – Brian Campbell (2011-12) and Robert Svehla (1995-96)

POINTS BY A DEFENSEMAN – 57 – Robert Svehla (1995-96)

PENALTY MINUTES BY A DEFENSEMAN – 313 – Paul Laus (1996-97)

POWER-PLAY GOALS BY A DEFENSEMAN – 9 – Jason Garrison (2011-2012), Jay Bouwmeester (2008-09), Gord Murphy (1993-94)

SHORT-HANDED GOALS BY A DEFENSEMAN – 1 – (Six times) MR: Bryan Allen (2009-10)

GAME-WINNING GOALS BY A DEFENSEMAN – 4 – Jaroslav Spacek (1999-00)

SHOTS ON GOAL BY A DEFENSEMAN – 182 – Jay Bouwmeester (2007-08 and 2008-09)

GAMES BY A ROOKIE – 82 – Jay Bouwmeester (2002-03)

GOALS BY A ROOKIE – 24 – Mark Parrish (1998-99)

ASSISTS BY A ROOKIE – 33 – Jesse Belanger (1993-94)

POINTS BY A ROOKIE – 50 – Jesse Belanger (1993-94)

PENALTY MINUTES BY A ROOKIE – 258 – Peter Worrell (1998-99)

POWER-PLAY GOALS BY A ROOKIE – 11 – Jesse Belanger (1993-94)

SHORT-HANDED GOALS BY A ROOKIE – 1 – (Six times) MR: Rostislav Olesz (2005-06)

GAME-WINNING GOALS BY A ROOKIE – 5 – Mark Parrish (1998-99)

SHOTS ON GOAL BY A ROOKIE – 169 – Kristian Huselius (2001-02)

OT/SO GOALS – 6 – Brad Boyes (2013-14)

INDIVIDUAL RECORDS: **STREAKS**

Longest...

GAMES PLAYED – 373 – Olli Jokinen (12/27/02 – 4/5/08)

GOAL STREAK – 7 GAMES – Pavel Bure (13 goals from 3/11-3/23/01)

ASSIST STREAK – 7 GAMES – Pavel Bure (9 assists from 12/15-12/27/99)

POINTS STREAK – 13 GAMES – Pavel Bure (12-8-20 from 3/10-4/5/00)

GAME-WINNING GOAL STREAK – 3 GAMES – Pavel Bure (12/15-12/18/99)





GOALTENDING RECORDS

Period...

MOST GOALS ALLOWED - 6 - John Vanbiesbrouck (1st pd.) vs. Chicago (3/15/98) and Sean Burke (3rd pd.) vs. Colorado (3/3/99)

MOST GOALS ALLOWED BY OPPONENT - 5 - John Grahame (2nd pd.) vs. Boston (4/5/00)

MOST SHOTS FACED - 29 - Craig Anderson (2nd pd.) at NY Islanders (3/2/08)

MOST SHOTS FACED BY OPPONENT - 28 - Olaf Kolzig (2nd pd.) vs. Washington (10/28/06)

MOST SAVES - 29 - Craig Anderson (2nd pd.) at NY Islanders (3/2/08)

MOST SAVES BY OPPONENT - 26 - Olaf Kolzig (2nd pd.) vs. Washington (10/18/05)

Game...

MOST GOALS ALLOWED - 8 - Jani Hurme at Washington (1/11/03)

MOST GOALS ALLOWED BY OPPONENT - 7 - (Four times) MR: Jose Theodore vs Washington (4/11/09)

MOST SHOTS FACED - 60 - Roberto Luongo vs. Detroit (2/27/02)

MOST SHOTS FACED BY OPPONENT - 52 - Kelly Hrudey vs. Los Angeles (10/19/93)

MOST SAVES - 57 - Roberto Luongo vs. Detroit (2/27/02)

MOST SAVES BY OPPONENT - 50 - Kelly Hrudey vs. Los Angeles (10/19/93)

MOST PENALTIES - 2 - John Vanbiesbrouck (12 PIM) at Hartford (11/27/93) and Sean Burke (15 PIM) at Buffalo (4/9/99)

MOST PENALTY MINUTES - 15 - Sean Burke at Buffalo (4/9/99)

MOST POINTS - 1 - Several times. MR: Tomas Vokoun (assist) vs Montreal (12/31/09)

Season...

MOST WINS - 35 - Roberto Luongo (2005-06)

MOST LOSSES - 34 - Roberto Luongo (2002-03)

MOST TIES - 14 - Roberto Luongo (2003-04) and Sean Burke (1998-99)

MOST SAVES - 2,303 - Roberto Luongo (2003-04)

MOST GAMES PLAYED - 75 - Roberto Luongo (2005-06)

MOST MINUTES PLAYED - 4,304 - Roberto Luongo (2005-06)

MOST SHOTS FACED - 2,488 - Roberto Luongo (2005-06)

LOWEST GAA (MIN. 20 GP) - 2.29 - John Vanbiesbrouck (1996-97)

HIGHEST SAVE PCT. (MIN. 20 GP) - .931 - Roberto Luongo (2003-04)

SHUTOUTS - 7 - Roberto Luongo (2003-04) and Tomas Vokoun (2009-10)

PENALTY MINUTES - 38 - John Vanbiesbrouck (1993-94)

ASSISTS/POINTS - 4 - Sean Burke (1998-99)

Streaks...

MOST CONSECUTIVE STARTS BY A GOALTENDER - 27 - Ed Belfour (1/20 - 3/27/07)

MOST CONSECUTIVE GAMES PLAYED - 35 - Roberto Luongo (12/10/05-3/15/06)

LONGEST WIN STREAK - 5 GAMES - (Two times) John Vanbiesbrouck (11/5-11/14/95) and Mike Vernon (3/18-3/31/00)

LONGEST UNBEATEN STREAK - 10 GAMES - (7-0-3) John Vanbiesbrouck (10/5-10/30/96)

LONGEST LOSING STREAK - 8 GAMES - Tomas Vokoun (10/3-10/28/09) and John Vanbiesbrouck (2/7-3/23/98)

LONGEST WINLESS STREAK - 10 GAMES - (0-9-1) John Vanbiesbrouck (2/1-3/23/98)

CONSECUTIVE SCORELESS MINUTES - 182:37 - (over 4 Games) Roberto Luongo (2/21-2/27/04)



ROOKIE RECORDS

Period...

GOALS - 2 - (Seven times) MR: Jonathan Huberdeau (2nd pd.) vs. Washington (2/12/13)

ASSISTS - 2 - Several times MR: Aleksander Barkov (3rd per.) vs. Pittsburgh (10/11/14)

POINTS - 3 - Niklas Hagman (3rd pd.) vs. NY Islanders (2/4/02)

PENALTY MINUTES - 27 - Brad Ference (2nd pd.) vs. Tampa Bay (4/1/00)

POWER-PLAY GOALS - 1 - Several times MR: Aleksander Barkov (1st per.) vs. NY Rangers (11/10/14)

SHORT-HANDED GOALS - 1 - Several times MR: Vincent Trocheck vs. Columbus (4/12/14)

Game...

GOALS - 4 - Mark Parrish at Chicago (10/30/98)

ASSISTS - 3 - (Three times) MR: Jonathan Huberdeau at Tampa Bay (4-27-13)

POINTS - 4 - (Three times) MR: Jonathan Huberdeau (2-2-4) at Philadelphia (2-21-13)

PENALTY MINUTES - 29 - Brad Ference vs. Tampa Bay (4/1/00)

POWER-PLAY GOALS - 2 - (Three times) MR: Kristian Huselius vs. Atlanta (12/1/01)

SHORT-HANDED GOALS - 1 - Several times MR: Vincent Trocheck vs. Columbus (4/12/14)

Season...

GAMES PLAYED - 82 - Jay Bouwmeester (2002-03)

GOALS - 24 - Mark Parrish (1998-99)

ASSISTS - 33 - Jesse Belanger (1993-94)

POINTS - 50 - Jesse Belanger (1993-94)

PENALTY MINUTES - 258 - Peter Worrell (1997-98)

PLUS/MINUS - +15 - Jaroslav Spacek (1998-99)

POWER-PLAY GOALS - 11 - Jesse Belanger (1993-94)

SHORT-HANDED GOALS - 1 - Several times MR: Vincent Trocheck vs. Columbus (4/12/14)

GAME-WINNING GOALS - 5 - Mark Parrish (1998-99)

SHOTS ON GOAL - 185 - Nick Bjugstad (2013-14)

PENALTY SHOT GOALS - 2 - Jonathan Huberdeau (2012-13)

GAMES PLAYED, DEFENSEMAN - 82 - Jay Bouwmeester (2003-04)

GOALS, DEFENSEMAN - 10 - Ed Jovanovski (1995-96)

ASSISTS, DEFENSEMAN - 13 - Dmitry Kulikov (2009-10)

POINTS, DEFENSEMAN - 21 - Ed Jovanovski (1995-96)

PENALTY MINUTES, DEFENSEMAN - 137 - Ed Jovanovski (1995-96)

PLUS/MINUS, DEFENSEMAN - +15 - Jaroslav Spacek (1998-99)

Rookie Goaltending Records...

SAVES, GAME - 43 - Roberto Luongo at Ottawa (2/22/01)

GAMES PLAYED, SEASON - 47 - Roberto Luongo (2000-01)

GOALS-AGAINST AVERAGE (MIN. 25 GP) - 2.44 - Roberto Luongo (2000-01)

WINS, SEASON - 12 - Roberto Luongo (2000-01)

LOSSES, SEASON - 24 - Roberto Luongo (2000-01)

TIES, SEASON - 7 - Roberto Luongo (2000-01)

SHUTOUTS, SEASON - 5 - Roberto Luongo (2000-01)

MINUTES PLAYED, SEASON - 2628 - Roberto Luongo (2000-01)

SAVE PERCENTAGE, SEASON (MIN. 25 GP) - .920 - Roberto Luongo (2000-01)





RECORD: 33-34-17 (83 POINTS)
GENERAL MANAGER: BOB CLARKE

COACH: ROGER NEILSON
EASTERN CONFERENCE FINISH: 9TH

ATLANTIC DIVISION FINISH: 5TH
CAPTAIN: BRIAN SKRUDLAND

*Indicates Rookie

1993-94

	NO	POS	NAME		GP	G	A	PTS	PIM	+/-	PP	SH	GW	GT	SHTS	PCTG		
	22	RW	Bob Kudelski	OTT	42	26	15	41	14	-25	12	0	1	0	127	20.5		
				FLA	44	14	15	29	10	-8	5	0	2	1	124	11.3		
				Total	86	40	30	70	24	-33	17	0	3	1	251	15.9		
	27	RW	Scott Mellanby	FLA	80	30	30	60	149	0	17	0	4	1	204	14.7		
	26	C	*Jesse Belanger	FLA	70	17	33	50	16	-4	11	0	3	1	104	16.3		
	14	C	Stu Barnes	WPG	18	5	4	9	8	-1	2	0	0	0	24	20.8		
				FLA	59	18	20	38	30	5	6	1	3	0	148	12.2		
				Total	77	23	24	47	38	4	8	1	3	0	172	13.4		
	19	LW	Andrei Lomakin	FLA	76	19	28	47	26	1	3	0	2	0	139	13.7		
	5	D	Gord Murphy	FLA	84	14	29	43	71	-11	9	0	2	3	172	8.1		
	20	C	Brian Skrudland	FLA	79	15	25	40	136	13	0	2	1	0	110	13.6		
	10	LW	Dave Lowry	FLA	80	15	22	37	64	-4	3	0	3	1	122	12.3		
	21	RW	Tom Fitzgerald	FLA	83	18	14	32	54	-3	0	3	1	0	144	12.5		
	7	D	Brian Benning	FLA	73	6	24	30	107	-7	2	0	0	0	112	5.4		
	18	LW	Mike Hough	FLA	78	6	23	29	62	3	0	1	1	0	106	5.7		
	12	RW	Jody Hull	FLA	69	13	13	26	8	6	0	1	5	1	100	13.0		
	44	C	*Rob Niedermayer	FLA	65	9	17	26	51	-11	3	0	2	0	67	13.4		
	11	LW	Bill Lindsay	FLA	84	6	6	12	97	-2	0	0	0	0	90	6.7		
	4	D	Keith Brown	FLA	51	4	8	12	60	11	1	0	0	0	52	7.7		
	24	D	Brent Severyn	FLA	67	4	7	11	156	-1	1	0	1	0	93	4.3		
	2	D	Joe Cirella	FLA	63	1	9	10	99	8	0	0	0	0	63	1.6		
	17	RW	Mike Foligno	TOR	4	0	0	0	4	0	0	0	0	0	3	.0		
				FLA	39	4	5	9	49	7	0	0	0	0	32	12.5		
				Total	43	4	5	9	53	7	0	0	0	0	35	11.4		
	25	D	Geoff Smith	EDM	21	0	2	2	12	-10	0	0	0	0	23	.0		
				FLA	56	1	5	6	38	-3	0	0	0	0	44	2.3		
				Total	77	1	8	9	50	-13	0	0	0	0	67	1.5		
	23	LW	Jeff Daniels	PIT	63	3	5	8	20	-1	0	0	1	0	46	6.5		
				FLA	7	0	0	0	0	0	0	0	0	0	6	.0		
				Total	70	3	5	8	20	-1	0	0	1	0	52	5.8		
	6	D	Peter Andersson	NYR	8	1	1	2	2	-3	0	1	1	0	10	10.0		
				FLA	8	1	1	2	0	-5	0	0	0	0	11	9.1		
				Total	16	2	2	4	2	-8	0	1	1	0	21	9.5		
	3	D	*Paul Laus	FLA	39	2	0	2	109	9	0	0	1	0	15	13.3		
	28	LW	*Patrick Lebeau	FLA	4	1	1	2	4	0	1	0	0	0	4	25.0		
	30	G	Mark Fitzpatrick	FLA	28	0	2	2	4	0	0	0	0	0	0	.0		
	9	RW	Jamie Leach	FLA	2	1	0	1	0	-2	0	0	0	0	2	50.0		
	41	D	Stephane Richer	FLA	2	0	1	1	0	-1	0	0	0	0	3	.0		
	29	LW	Jeff Greenlaw	FLA	4	0	1	1	2	-1	0	0	0	0	6	.0		
	8	D	Dallas Eakins	FLA	1	0	0	0	0	0	0	0	0	0	2	.0		
	15	RW	*Doug Barrault	FLA	2	0	0	0	0	-2	0	0	0	0	2	.0		
	16	C	*Len Barrie	FLA	2	0	0	0	0	-2	0	0	0	0	0	.0		
	33	G	Eldon Reddick	FLA	2	0	0	0	0	0	0	0	0	0	0	.0		
	34	G	John Vanbiesbrouck	FLA	57	0	0	0	38	0	0	0	0	0	0	.0		
			GOALTENDERS		GP	W	L	T	GAA	MINS	EN	SO	GA	SA	SV%	G	A	PIM
	34		John Vanbiesbrouck		57	21	25	11	2.53	3440	4	1	145	1912	.924	0	0	38
	30		Mark Fitzpatrick		28	12	8	6	2.73	1603	3	1	73	844	.914	0	2	4
	33		Eldon Reddick		2	0	1	0	6.00	80	0	0	8	45	.822	0	0	0
			TOTALS		84	33	34	17	2.72	5144	7	2	233	2808	.917	0	2	42

**Denotes Home Sellout #Neutral Site
Site (Orlando) ##Neutral Site
(Hamilton)

GAME	DATE	OPPONENT	RESULT	SCORE	RECORD	ATTENDANCE
1	Oct. 6	@Chicago	T-OT	4-4	0-0-1	17,737
2	Oct. 7	@St. Louis	L	3-5	0-1-1	17,229
3	Oct. 9	@Tampa Bay	W	2-0	1-1-1	27,227
4	Oct. 12	PITTSBURGH	L	1-2	1-2-1	**14,372
5	Oct. 14	OTTAWA	W	5-4	2-2-1	13,906
6	Oct. 17	TAMPA BAY	T-OT	3-3	2-2-2	13,059
7	Oct. 19	LOS ANGELES	T-OT	2-2	2-2-3	**14,317
8	Oct. 21	TORONTO	L-OT	3-4	2-3-3	11,778
9	Oct. 23	@New Jersey	L	1-2	2-4-3	14,315
10	Oct. 26	WINNIPEG	L	2-5	2-5-3	13,171
11	Oct. 28	NY ISLANDERS	W	5-2	3-5-3	13,958
12	Oct. 30	TAMPA BAY	W-OT	2-1	4-5-3	12,976
13	Nov. 2	PHILADELPHIA	L	3-4	4-6-3	13,152
14	Nov. 3	@Toronto	L	3-6	4-7-3	15,728
15	Nov. 7	@Quebec	W	3-1	5-7-3	14,726
16	Nov. 10	@Montreal	W	3-1	6-7-3	16,195
17	Nov. 11	@Ottawa	W	5-4	7-7-3	10,227
18	Nov. 14	QUEBEC	L	2-5	7-8-3	13,735
19	Nov. 16	NY RANGERS	L	2-4	7-9-3	14,021
20	Nov. 18	CHICAGO	L	2-3	7-10-3	13,522
21	Nov. 20	WASHINGTON	W	4-3	8-10-3	13,441
22	Nov. 23	HARTFORD	L-OT	1-2	8-11-3	10,837
23	Nov. 26	@Boston	L	2-3	8-12-3	14,448
24	Nov. 27	@Hartford	L	0-4	8-13-3	12,015
25	Dec. 2	BUFFALO	W-OT	2-1	9-13-3	13,071
26	Dec. 5	@San Jose	L	1-2	9-14-3	16,149
27	Dec. 7	@Anaheim	W	3-2	10-14-3	16,474
28	Dec. 8	@Los Angeles	W	6-5	11-14-3	14,752
29	Dec. 10	@Winnipeg	W	5-2	12-14-3	12,755
30	Dec. 12	@Dallas	T-OT	4-4	12-14-4	13,127
31	Dec. 15	MONTREAL	T-OT	3-3	12-14-5	**14,639
32	Dec. 19	BOSTON	L-OT	1-2	12-15-5	**14,698
33	Dec. 22	NY RANGERS	W	3-2	13-15-5	**14,706
34	Dec. 26	@Tampa Bay	W	3-1	14-15-5	10,964
35	Dec. 28	@Washington	T-OT	3-3	14-15-6	4,802
36	Dec. 29	@Hartford	W	5-3	15-15-6	9,749
37	Jan. 1	ANAHEIM	W	4-2	16-15-6	**14,669
38	Jan. 3	@NY Rangers	L	2-3	16-16-6	18,200
39	Jan. 7	@New Jersey	L	1-4	16-17-6	9,933
40	Jan. 8	@Boston	T-OT	2-2	16-17-7	14,448
41	Jan. 13	@Pittsburgh	T-OT	2-2	16-17-8	15,661
42	Jan. 15	@Montreal	W	5-2	17-17-8	16,721

GAME	DATE	OPPONENT	RESULT	SCORE	RECORD	ATTENDANCE
43	Jan. 17	@NY Islanders	W	2-1	18-17-8	10,101
44	Jan. 19	WASHINGTON	W	5-1	19-17-8	14,295
45	Jan. 24	MONTREAL	W	8-3	20-17-8	**14,670
46	Jan. 26	@Tampa Bay	T-OT	1-1	20-17-9	20,101
47	Jan. 28	SAN JOSE	T-OT	3-3	20-17-10	14,696
48	Jan. 30	@Buffalo	W	3-2	21-17-10	13,051
49	Feb. 1	@Pittsburgh	L	1-2	21-18-10	15,091
50	Feb. 2	@Ottawa	W	4-1	22-18-10	10,186
51	Feb. 4	BUFFALO	L	2-7	22-19-10	**14,703
52	Feb. 6	BOSTON	W	3-0	23-19-10	**14,704
53	Feb. 10	@Philadelphia	L-OT	3-4	23-20-10	17,215
54	Feb. 12	@NY Islanders	W	4-3	24-20-10	15,203
55	Feb. 13	VANCOUVER	W	2-1	25-20-10	**14,691
56	Feb. 16	@Detroit	L	3-7	25-21-10	19,875
57	Feb. 18	@Buffalo	L	1-4	25-22-10	15,453
58	Feb. 20	DETROIT	L-OT	3-4	25-23-10	**14,692
59	Feb. 22	@Winnipeg	W	3-2	26-23-10	6,291
60	Feb. 24	WASHINGTON	L	1-2	26-24-10	**14,698
61	Feb. 26	@Washington	L	2-4	26-25-10	18,130
62	Feb. 28	PITTSBURGH	L	3-4	26-26-10	14,688
63	Mar. 2	NEW JERSEY	L	2-3	26-27-10	13,071
64	Mar. 4	HARTFORD	L	1-2	26-28-10	**14,698
65	Mar. 7	@Vancouver	W	2-1	27-28-10	14,013
66	Mar. 9	@Edmonton	W	5-3	28-28-10	12,566
67	Mar. 11	@Calgary	L	2-4	28-29-10	20,130
68	Mar. 14	NY RANGERS	W	2-1	29-29-10	**14,704
69	Mar. 16	CALGARY	W	2-1	30-29-10	**14,699
70	Mar. 18	EDMONTON	T-OT	4-4	30-29-11	**14,674
71	Mar. 20	PHILADELPHIA	W	5-3	31-29-11	**14,691
72	Mar. 21	NEW JERSEY	T-OT	3-3	31-29-12	14,213
73	Mar. 23	TORONTO	T-OT	1-1	31-29-13	17,096
74	Mar. 24	@Philadelphia	L	3-4	31-30-13	17,247
75	Mar. 26	@NY Islanders	W	3-1	32-30-13	14,427
76	Mar. 28	DALLAS	L	4-5	32-31-13	14,593
77	Mar. 30	ST. LOUIS	L	1-3	32-32-13	**14,713
78	Apr. 2	OTTAWA	T-OT	2-2	32-32-14	**14,694
79	Apr. 4	@NY Rangers	L	2-3	32-33-14	18,200
80	Apr. 5	@Quebec	T-OT	3-3	32-33-15	15,049
81	Apr. 7	@Philadelphia	T-OT	3-3	32-33-16	17,268
82	Apr. 10	NEW JERSEY	T-OT	2-2	32-33-17	**14,700
83	Apr. 12	QUEBEC	L	2-5	32-34-17	**14,704
84	Apr. 14	NY ISLANDERS	W	4-1	33-34-17	**14,703

ONE UNDER THE SUN



REGULAR SEASON RECORDS



RECORD: 20-22-6 (46 POINTS)
GENERAL MANAGER: BRYAN MURRAY

COACH: ROGER NEILSON
EASTERN CONFERENCE FINISH: 9TH

ATLANTIC DIVISION FINISH: 5TH
CAPTAIN: BRIAN SKRUDLAND

*Indicates Rookie

1994-95

NO	POS	NAME	GP	G	A	PTS	PIM	+/-	PP	SH	GW	GT	SHTS	PCTG		
26	C	Jesse Belanger	FLA	47	15	14	29	18	-5	6	0	3	1	89	16.9	
14	C	Stu Barnes	FLA	41	10	19	29	8	7	1	0	2	0	93	10.8	
27	RW	Scott Mellanby	FLA	48	13	12	25	90	-16	4	0	5	0	130	10.0	
5	D	Gord Murphy	FLA	46	6	16	22	24	-14	5	0	0	0	94	6.4	
10	LW	Dave Lowry	FLA	45	10	10	20	25	-3	2	0	3	0	70	14.3	
12	RW	Jody Hull	FLA	46	11	8	19	8	-1	0	0	4	0	63	17.5	
11	LW	Bill Lindsay	FLA	48	10	9	19	46	1	0	1	0	0	63	15.9	
21	RW	Tom Fitzgerald	FLA	48	3	13	16	31	-3	0	0	0	0	78	3.8	
20	C	Brian Skrudland	FLA	47	5	9	14	88	0	1	0	0	0	44	11.4	
29	LW	Johan Garpenlov	SJ	13	1	1	2	2	-3	0	0	0	0	16	6.3	
		FLA	27	3	9	12	0	4	0	0	0	0	0	28	10.7	
		Total	40	4	10	14	2	1	0	0	0	0	44	9.1		
18	LW	Mike Hough	FLA	48	6	7	13	38	1	0	0	2	0	58	10.3	
6	D	Jason Woolley	FLA	34	4	9	13	18	-1	1	0	0	1	76	5.3	
15	LW	Gaetan Duchesne	SJ	33	2	7	9	16	-6	0	0	0	0	48	4.2	
		FLA	13	1	2	3	0	3	0	0	0	0	14	7.1		
		Total	46	3	9	12	16	-3	0	0	0	0	62	4.8		
44	C/RW	Rob Niedermayer	FLA	48	4	6	10	36	-13	1	0	0	0	58	6.9	
22	RW	Bob Kudelski	FLA	26	6	3	9	2	2	3	0	1	0	29	20.7	
7	D	Brian Benning	FLA	24	1	7	8	18	-6	1	0	0	0	26	3.8	
28	D	Magnus Svensson	FLA	19	2	5	7	10	5	1	0	0	0	41	4.9	
19	LW	Andrei Lomakin	FLA	31	1	6	7	6	-5	1	0	0	0	25	4.0	
3	D	Paul Laus	FLA	37	0	7	7	138	12	0	0	0	0	18	.0	
25	D	Geoff Smith	FLA	47	2	4	6	22	-5	0	0	0	0	40	5.0	
16	D	Randy Moller	FLA	17	0	3	3	16	-5	0	0	0	0	12	.0	
24	D	Robert Svehla	FLA	5	1	1	2	0	3	1	0	0	0	6	16.7	
8	D	Dallas Eakins	FLA	17	0	1	1	35	2	0	0	0	0	3	.0	
2	D	Joe Cirella	FLA	20	0	1	1	21	-7	0	0	0	0	13	.0	
34	G	John Vanbiesbrouck	FLA	37	0	1	1	6	0	0	0	0	0	0	.0	
38	D	Stephane Richer	FLA	1	0	0	0	2	0	0	0	0	0	0	.0	
42	RW	*Jamie Linden	FLA	4	0	0	0	17	-1	0	0	0	0	0	.0	
17	C	Dave Tomlinson	FLA	5	0	0	0	0	-2	0	0	0	0	0	.0	
4	D	Keith Brown	FLA	13	0	0	0	2	1	0	0	0	0	10	.0	
30	G	Mark Fitzpatrick	FLA	15	0	0	0	0	0	0	0	0	0	0	.0	
GOALTENDERS			GP	W	L	T	GAA	MINS	EN	SO	GA	SA	SV%	G	A	PIM
34	John Vanbiesbrouck		37	14	15	4	2.47	2087	4	4	86	1000	.914	0	1	6
30	Mark Fitzpatrick		15	6	7	2	2.64	819	1	2	36	361	.900	0	0	0
Totals			48	20	22	6	2.61	2916	5	6	127	1366	.907	0	1	

**Denotes Home Sellout

GAME	DATE	OPPONENT	RESULT	SCORE	RECORD	ATTENDANCE
1	Jan. 21	@NY Islanders	L	1-2	0-1-0	14,106
2	Jan. 23	PITTSBURGH	L	5-6	0-2-0	**14,703
3	Jan. 25	@Tampa Bay	L	2-3	0-3-0	20,277
4	Jan. 26	TAMPA BAY	W	4-2	1-3-0	13,147
5	Jan. 28	@Hartford	W	2-1	2-3-0	9,419
6	Jan. 30	@Boston	W	2-1	3-3-0	13,096
7	Jan. 31	NY ISLANDERS	L	1-5	3-4-0	14,077
8	Feb. 2	MONTREAL	T-OT	1-1	3-4-1	14,008
9	Feb. 4	@Washington	L	2-3	3-5-1	13,372
10	Feb. 7	@Pittsburgh	L	3-7	3-6-1	11,877
11	Feb. 9	@Philadelphia	W	3-0	4-6-1	16,229
12	Feb. 11	HARTFORD	W	4-3	5-6-1	14,311
13	Feb. 12	NEW JERSEY	L	2-4	5-7-1	14,375
14	Feb. 15	OTTAWA	W	2-0	6-7-1	12,072
15	Feb. 17	BOSTON	L	4-5	6-8-1	**14,703
16	Feb. 19	QUEBEC	L	1-4	6-9-1	**14,703
17	Feb. 21	NY RANGERS	L	3-5	6-10-1	**14,703
18	Feb. 23	MONTREAL	L	2-5	6-11-1	**14,703
19	Feb. 25	@Ottawa	W	4-1	7-11-1	9,520
20	Feb. 28	@NY Rangers	T-OT	0-0	7-11-2	18,200
21	Mar. 2	@Philadelphia	T-OT	2-2	7-11-3	16,680
22	Mar. 4	@New Jersey	L	1-6	7-12-3	18,005
23	Mar. 8	OTTAWA	W	3-2	8-12-3	13,609
24	Mar. 11	@Boston	W	2-0	9-12-3	14,488

GAME	DATE	OPPONENT	RESULT	SCORE	RECORD	ATTENDANCE
25	Mar. 12	@Hartford	W	4-1	10-12-3	9,741
26	Mar. 14	BUFFALO	L-OT	1-2	10-13-3	14,061
27	Mar. 16	WASHINGTON	W	5-1	11-13-3	13,395
28	Mar. 18	PHILADELPHIA	L-OT	3-4	11-14-3	**14,703
29	Mar. 20	@Quebec	L-OT	4-5	11-15-3	13,013
30	Mar. 22	@Montreal	W	3-2	12-15-3	16,264
31	Mar. 24	@Buffalo	L	0-3	12-16-3	16,230
32	Mar. 26	PITTSBURGH	W	2-0	13-16-3	**14,703
33	Mar. 29	HARTFORD	T-OT	4-4	13-16-4	13,507
34	Apr. 2	@Tampa Bay	W	4-1	14-16-4	21,557
35	Apr. 5	NY RANGERS	L	0-5	14-17-4	**14,703
36	Apr. 8	@NY Islanders	T-OT	2-2	14-17-5	15,283
37	Apr. 12	NY ISLANDERS	L	1-3	14-18-5	**14,703
38	Apr. 14	@Washington	L	0-3	14-19-5	12,293
39	Apr. 16	TAMPA BAY	W	4-1	15-19-5	13,232
40	Apr. 18	PHILADELPHIA	L	1-3	15-20-5	**14,703
41	Apr. 20	NEW JERSEY	W	1-0	16-20-5	14,389
42	Apr. 22	QUEBEC	W	4-2	17-20-5	**14,703
43	Apr. 24	@Ottawa	W	5-1	18-20-5	9,164
44	Apr. 26	@Buffalo	L	0-5	18-21-5	14,299
45	Apr. 28	@New Jersey	L	1-3	18-22-5	16,679
46	Apr. 30	WASHINGTON	T-OT	2-2	18-22-6	**14,703
47	May 2	@NY Rangers	W	4-3	19-22-6	18,200
48	May 3	@Pittsburgh	W	4-3	20-22-6	15,3963





RECORD: 41-31-10 (92 POINTS)
GENERAL MANAGER: BRYAN MURRAY

COACH: DOUG MACLEAN
EASTERN CONFERENCE FINISH: 4TH

ATLANTIC DIVISION FINISH: 3RD
CAPTAIN: BRIAN SKRUDLAND

*Indicates Rookie

NO	POS	NAME	GP	G	A	PTS	PIM	+/-	PP	SH	GW	GT	SHTS	PCTG		
27	RW	Scott Mellanby	FLA	79	32	38	70	160	4	19	0	3	1	225	14.2	
44	C	Rob Niedermayer	FLA	82	26	35	61	107	1	11	0	6	0	155	16.8	
26	RW	Ray Sheppard	DET	5	2	2	4	2	0	0	0	1	0	9	22.2	
		SJ	51	27	19	46	10	-19	12	0	4	0	170	15.9		
		FLA	14	8	2	10	4	0	2	0	2	0	52	15.4		
		Total	70	37	23	60	16	-19	14	0	7	0	231	16.0		
24	D	Robert Svehla	FLA	81	8	49	57	94	-3	7	0	0	0	146	5.5	
29	LW	Johan Garpenlov	FLA	82	23	28	51	36	-10	8	0	7	1	130	17.7	
14	C	Stu Barnes	FLA	72	19	25	44	46	-12	8	0	5	2	158	12.0	
28	C	Martin Straka	OTT	43	9	16	25	29	-14	5	0	1	0	63	14.3	
		NYI	22	2	10	12	6	-6	0	0	0	0	18	11.1		
		FLA	12	2	4	6	6	1	1	0	0	0	17	11.8		
		Total	77	13	30	43	41	-19	6	0	1	0	98	13.3		
12	RW	Jody Hull	FLA	78	20	17	37	25	5	2	0	3	1	120	16.7	
21	RW	Tom Fitzgerald	FLA	82	13	21	34	75	-3	1	6	2	0	141	9.2	
11	LW	Bill Lindsay	FLA	73	12	22	34	57	13	0	3	2	0	118	10.2	
6	D	Jason Woolley	FLA	52	6	28	34	32	-9	3	0	0	0	98	6.1	
5	D	Gord Murphy	FLA	70	8	22	30	30	5	4	0	0	0	125	6.4	
9	RW	*Radek Dvorak	FLA	77	13	14	27	20	5	0	0	4	0	126	10.3	
20	C	Brian Skrudland	FLA	79	7	20	27	129	6	0	1	1	0	90	7.8	
10	LW	Dave Lowry	FLA	63	10	14	24	36	-2	0	0	1	0	83	12.0	
18	LW	Mike Hough	FLA	64	7	16	23	37	4	0	1	1	0	66	10.6	
55	D	*Ed Jovanovski	FLA	70	10	11	21	137	-3	2	0	2	0	116	8.6	
2	D	Terry Carkner	FLA	73	3	10	13	80	10	1	0	0	0	42	7.1	
8	D	Magnus Svensson	FLA	27	2	9	11	21	-1	2	0	1	0	58	3.4	
25	D	Geoff Smith	FLA	31	3	7	10	20	-4	2	0	0	0	34	8.8	
3	D	Paul Laus	FLA	78	3	6	9	236	-2	0	0	0	0	45	6.7	
16	LW	Gilbert Dionne	PHI	2	0	1	1	0	0	0	0	0	0	0	0	0
		FLA	5	1	2	3	0	0	0	0	0	0	12	8.3		
		Total	7	1	3	4	0	0	0	0	0	0	12	8.3		
15	LW	*Brett Harkins	FLA	8	0	3	3	6	-2	0	0	0	0	4	0	0
23	D	*Rhett Warren	FLA	28	0	3	3	46	4	0	0	0	0	19	0	0
19	RW	*Brad Smyth	FLA	7	1	1	2	4	-3	1	0	0	0	12	8.3	
51	RW	*David Nemirovsky	FLA	9	0	2	2	2	-1	0	0	0	0	6	0	0
34	G	J. Vanbiesbrouck	FLA	57	0	2	2	10	0	0	0	0	0	1	0	0
40	C	*Steve Washburn	FLA	1	0	1	1	1	0	0	0	0	0	0	0	0
22	RW	Bob Kudelski	FLA	13	0	1	1	0	1	0	0	0	0	23	0	0
7	LW	Mike Casselman	FLA	3	0	0	0	0	-1	0	0	0	0	2	0	0
30	G	Mark Fitzpatrick	FLA	34	0	0	0	12	0	0	0	0	0	0	0	0
GOALTENDERS			GP	W	L	T	GAA	MIN	EN	SO	GA	SA	SV%	G	A	PIM
34		John Vanbiesbrouck	56	26	20	7	2.68	3118	2	2	141	1454	.903	0	2	10
30		Mark Fitzpatrick	34	15	11	3	2.96	1786	2	0	88	810	.891	0	0	12
TOTALS			82	41	31	10	2.82	4979	4	2	234	2287	.898	0	2	22

**Denotes Home Sellout

GAME	DATE	OPPONENT	RESULT	SCORE	RECORD	ATTENDANCE
1	Oct. 7	@New Jersey	L	0-4	0-1-0	19,040
2	Oct. 8	CALGARY	W	4-3	1-1-0	12,087
3	Oct. 11	MONTREAL	W	6-1	2-1-0	10,896
4	Oct. 13	OTTAWA	W	6-2	3-1-0	10,085
5	Oct. 15	NY ISLANDERS	W	5-3	4-1-0	11,210
6	Oct. 17	CHICAGO	L	3-6	4-2-0	12,018
7	Oct. 21	HARTFORD	W	3-0	5-2-0	12,503
8	Oct. 24	@Toronto	W	6-1	6-2-0	15,512
9	Oct. 25	@Montreal	L	2-7	6-3-0	16,072
10	Oct. 28	@Ottawa	W	4-1	7-3-0	8,660
11	Oct. 31	NY ISLANDERS	L-OT	4-5	7-4-0	10,896
12	Nov. 2	@Philadelphia	W	2-1	8-4-0	17,219
13	Nov. 3	@Washington	W	3-2	9-4-0	15,713
14	Nov. 5	TAMPA BAY	W	4-1	10-4-0	11,252
15	Nov. 7	PHILADELPHIA	W	4-2	11-4-0	12,469
16	Nov. 9	EDMONTON	W	2-1	12-4-0	10,816
17	Nov. 11	BUFFALO	W	4-1	13-4-0	14,042
18	Nov. 14	TORONTO	W	5-2	14-4-0	11,492
19	Nov. 16	VANCOUVER	T-OT	2-2	14-4-1	12,016
20	Nov. 18	@Los Angeles	L	2-3	14-5-1	13,346
21	Nov. 19	@Anaheim	W	4-3	15-5-1	17,174
22	Nov. 21	NEW JERSEY	W	4-3	16-5-1	13,249
23	Nov. 26	LOS ANGELES	W	5-1	17-5-1	** 14,703
24	Nov. 29	PHILADELPHIA	L-OT	1-2	17-6-1	13,553
25	Dec. 1	@Pittsburgh	L	1-2	17-7-1	15,754
26	Dec. 2	@Hartford	W	5-3	18-7-1	10,092
27	Dec. 5	@Washington	W	4-3	19-7-1	8,126
28	Dec. 7	ANAHEIM	T-OT	3-3	19-7-2	12,142
29	Dec. 9	BOSTON	W	3-1	20-7-2	** 14,703
30	Dec. 11	@New Jersey	W	2-1	21-7-2	12,634
31	Dec. 12	@NY Islanders	W	3-1	22-7-2	8,085
32	Dec. 14	@Boston	L	4-6	22-8-2	17,285
33	Dec. 16	@Tampa Bay	W	7-2	23-8-2	16,241
34	Dec. 21	WINNIPEG	W	6-1	24-8-2	13,601
35	Dec. 23	NEW JERSEY	W	2-1	25-8-2	** 14,703
36	Dec. 28	WASHINGTON	L	4-5	25-9-2	** 14,703
37	Dec. 30	@Pittsburgh	L	5-6	25-10-2	17,181
38	Jan. 3	@Vancouver	L	2-7	25-11-2	18,422
39	Jan. 5	@Edmonton	W	3-2	26-11-2	11,762
40	Jan. 6	@Calgary	L	0-2	26-12-2	16,792
41	Jan. 8	@San Jose	W	5-2	27-12-2	17,190

GAME	DATE	OPPONENT	RESULT	SCORE	RECORD	ATTENDANCE
42	Jan. 10	@Colorado	T-OT	4-4	27-12-3	16,061
43	Jan. 12	@Dallas	T-OT	6-6	27-12-4	16,314
44	Jan. 16	SAN JOSE	W	4-1	28-12-4	12,108
45	Jan. 22	@Philadelphia	T-OT	1-1	28-12-5	17,380
46	Jan. 23	@Washington	W	5-4	29-12-5	9,607
47	Jan. 25	MONTREAL	L	2-6	29-13-5	14,187
48	Jan. 27	BUFFALO	W	6-2	30-13-5	** 14,703
49	Jan. 29	PITTSBURGH	W	2-1	31-13-5	** 14,703
50	Jan. 31	@Buffalo	L	2-6	31-14-5	11,566
51	Feb. 1	@Boston	T-OT	2-2	31-14-6	17,430
52	Feb. 3	@Tampa Bay	W	5-3	32-14-6	20,828
53	Feb. 7	@Detroit	L	2-4	32-15-6	19,983
54	Feb. 8	DETROIT	W	3-1	33-15-6	** 14,703
55	Feb. 11	ST. LOUIS	T-OT	2-2	33-15-7	14,370
56	Feb. 14	PHILADELPHIA	L	2-4	33-16-7	13,746
57	Feb. 16	COLORADO	L-OT	4-5	33-17-7	** 14,703
58	Feb. 18	DALLAS	W	6-4	34-17-7	14,042
59	Feb. 21	@New Jersey	W	4-1	35-17-7	15,872
60	Feb. 24	NY RANGERS	L	0-4	35-18-7	** 14,703
61	Feb. 25	@Buffalo	L	1-6	35-19-7	13,809
62	Feb. 29	WASHINGTON	T-OT	2-2	35-19-8	12,183
63	Mar. 2	@Hartford	L	1-7	35-20-8	11,935
64	Mar. 5	@St. Louis	L	0-2	35-21-8	20,725
65	Mar. 7	@Winnipeg	L	3-5	35-22-8	11,322
66	Mar. 10	BOSTON	L	1-4	35-23-8	** 14,703
67	Mar. 11	@Chicago	L	4-8	35-24-8	19,772
68	Mar. 13	@NY Rangers	T-OT	3-3	35-24-9	18,200
69	Mar. 17	NEW JERSEY	W	3-0	36-24-9	** 14,703
70	Mar. 19	OTTAWA	W	5-2	37-24-9	12,255
71	Mar. 21	NY ISLANDERS	W	3-2	38-24-9	12,704
72	Mar. 23	@Tampa Bay	L	2-4	38-25-9	21,035
73	Mar. 27	@NY Rangers	L	0-3	38-26-9	18,200
74	Mar. 28	PITTSBURGH	L	2-3	38-27-9	** 14,703
75	Mar. 30	TAMPA BAY	L	1-2	38-28-9	** 14,703
76	Apr. 1	HARTFORD	W	3-2	39-28-9	13,159
77	Apr. 3	@Ottawa	L	2-3	39-29-9	13,074
78	Apr. 6	@Montreal	L	1-2	39-30-9	21,273
79	Apr. 8	@NY Rangers	W	5-3	40-30-9	18,200
80	Apr. 10	TAMPA BAY	L	1-2	40-31-9	** 14,703
81	Apr. 12	@NY Islanders	T-OT	1-1	40-31-10	14,744
82	Apr. 14	NY RANGERS	W	5-1	41-31-10	** 14,703

ONE UNDER THE SUN



REGULAR SEASON RECORDS



RECORD: 35-28-19 (89 POINTS)
GENERAL MANAGER: BRYAN MURRAY

COACH: DOUG MACLEAN
EASTERN CONFERENCE FINISH: 4TH

ATLANTIC DIVISION FINISH: 3RD
CAPTAIN: BRIAN SKRUDLAND

*Indicates Rookie

1996-97

NO	POS	NAME	GP	G	A	PTS	PIM	+/-	PP	SH	GW	GTSHTS	PCTG			
26	RW	Ray Sheppard	FLA	68	29	31	60	4	13	0	7	0 226	12.8			
27	RW	Scott Mellanby	FLA	82	27	29	56	170	7	9	1	4 0 221	12.2			
24	D	Robert Svehla	FLA	82	13	32	45	86	2	5	0	3 0 159	8.2			
9	C	Kirk Muller	TOR	66	20	17	37	85	-23	9	1	3 0 153	13.1			
		FLA10		1	2	3	4	-2	1	0	1	0 21	4.8			
		Total76		21	19	40	89	-25	10	1	4	0 174	12.1			
19	RW	Radek Dvorak	FLA	78	18	21	39	30	-2	2	0	1 0 139	12.9			
44	C	Rob Niedermayer	FLA	60	14	24	38	54	4	3	0	2 0 136	10.3			
29	LW	Johan Garpenlov	FLA	53	11	25	36	47	10	1	0	1 2 83	13.3			
11	LW	Bill Lindsay	FLA	81	11	23	34	120	1	0	1	3 0 168	6.5			
10	LW	Dave Lowry	FLA	77	15	14	29	51	2	2	0	2 1 96	15.6			
28	C	Martin Straka	FLA	55	7	22	29	12	9	2	0	1 0 94	7.4			
4	D	Per Gustafsson	FLA	58	7	22	29	22	11	2	0	1 0 105	6.7			
21	RW	Tom Fitzgerald	FLA	71	10	14	24	64	7	0	2	1 1 135	7.4			
5	D	Gord Murphy	FLA	80	8	15	23	51	3	2	0	0 0 137	5.8			
55	D	Ed Jovanovski	FLA	61	7	16	23	172	-1	3	0	1 0 80	8.8			
20	C	Brian Skrudland	FLA	51	5	13	18	48	4	0	0	2 0 57	8.8			
12	RW	Jody Hull	FLA	67	10	6	16	4	1	0	1	2 1 92	10.9			
18	LW	Mike Hough	FLA	69	8	6	14	48	12	0	0	2 0 85	9.4			
15	RW	*David Nemirovsky	FLA	39	7	7	14	32	1	1	0	0 1 53	13.2			
2	D	Terry Carkner	FLA	70	0	14	14	96	-4	0	0	0 0 38	.0			
7	D	Rhett Warrener	FLA	62	4	9	13	88	20	1	0	1 0 58	6.9			
3	D	Paul Laus	FLA	77	0	12	12	313	13	0	0	0 0 63	.0			
22	C	*Steve Washburn	FLA	18	3	6	9	4	2	1	0	0 0 21	14.3			
23	C	Chris Wells	FLA	47	2	6	8	42	5	0	0	0 0 29	6.9			
34	G	J. Vanbiesbrouck	FLA	57	0	2	2	8	0	0	0	0 0 0	.0			
30	G	Mark Fitzpatrick	FLA	30	0	1	1	13	0	0	0	0 0 0	.0			
8	RW	*Craig Martin	FLA	1	0	0	0	5	0	0	0	0 0 1	.0			
25	D	Geoff Smith	FLA	3	0	0	0	2	1	0	0	0 0 2	.0			
16	C	Craig Ferguson	FLA	3	0	0	0	0	-1	0	0	0 0 5	.0			
16	C	Craig Fisher	FLA	4	0	0	0	0	-2	0	0	0 0 2	.0			
		GOALTENDERS	GP	W	L	T	GAA	MINS	EN	SO	GA	SA	SV%	G	A	PIM
34		John Vanbiesbrouck	57	27	19	10	2.29	3347	3	2	128	1582	.919	0	2	8
30		Mark Fitzpatrick	30	8	9	9	2.36	1680	4	0	66	771	.914	0	1	13
		TOTALS	82	35	28	19	2.39	5041	7	2	201	2360	.915	0	3	21

**Denotes Home Sellout

GAME	DATE	OPPONENT	RESULT	SCORE	RECORD	ATTENDANCE
1	Oct. 5	@Philadelphia	W	3-1	1-0-0	19,137
2	Oct. 6	@NY Rangers	W	5-2	2-0-0	18,200
3	Oct. 8	NY RANGERS	T-OT	1-1	2-0-1	** 14,703
4	Oct. 12	HARTFORD	W	6-0	3-0-1	** 14,703
5	Oct. 16	@San Jose	T-OT	3-3	3-0-2	17,442
6	Oct. 17	@Colorado	W	2-1	4-0-2	16,061
7	Oct. 20	@Phoenix	T-OT	1-1	4-0-3	14,191
8	Oct. 23	OTTAWA	W	5-2	5-0-3	** 14,703
9	Oct. 25	NY RANGERS	W	6-4	6-0-3	** 14,703
10	Oct. 27	@Philadelphia	W	3-2	7-0-3	18,903
11	Oct. 29	@NY Rangers	T-OT	1-1	7-0-4	18,200
12	Oct. 30	CHICAGO	W	3-2	8-0-4	** 14,703
13	Nov. 2	PHILADELPHIA	L	2-3	8-1-4	** 14,703
14	Nov. 7	WASHINGTON	W	4-2	9-1-4	** 14,703
15	Nov. 9	PITTSBURGH	W	4-2	10-1-4	** 14,703
16	Nov. 11	@Buffalo	L-OT	2-3	10-2-4	14,197
17	Nov. 13	@Montreal	W	5-3	11-2-4	20,761
18	Nov. 15	NY ISLANDERS	T-OT	3-3	11-2-5	** 14,703
19	Nov. 18	WASHINGTON	L	2-4	11-3-5	** 14,703
20	Nov. 20	LOS ANGELES	W	4-1	12-3-5	** 14,703
21	Nov. 22	@Dallas	W-OT	2-1	13-3-5	16,573
22	Nov. 23	@St. Louis	W	3-1	14-3-5	19,304
23	Nov. 26	BUFFALO	W	4-3	15-3-5	** 14,703
24	Nov. 29	HARTFORD	T-OT	1-1	15-3-6	** 14,703
25	Dec. 1	@Detroit	W	4-2	16-3-6	19,983
26	Dec. 3	@New Jersey	L	0-2	16-4-6	12,032
27	Dec. 5	NY ISLANDERS	W	4-2	17-4-6	** 14,703
28	Dec. 8	DALLAS	T-OT	1-1	17-4-7	** 14,703
29	Dec. 10	@Philadelphia	L	4-5	17-5-7	19,228
30	Dec. 11	@Hartford	L	2-5	17-6-7	11,884
31	Dec. 15	EDMONTON	W	6-3	18-6-7	** 14,703
32	Dec. 19	@Ottawa	L	2-5	18-7-7	13,264
33	Dec. 20	@Chicago	W	3-1	19-7-7	18,985
34	Dec. 22	@NY Rangers	L	3-7	19-8-7	18,200
35	Dec. 23	@NY Islanders	W-OT	4-3	20-8-7	11,127
36	Dec. 26	@Tampa Bay	T-OT	3-3	20-8-8	20,150
37	Dec. 28	@Washington	T-OT	1-1	20-8-9	18,130
38	Dec. 29	MONTREAL	L	1-2	20-9-9	** 14,703
39	Jan. 1	ANAHEIM	L	0-3	20-10-9	** 14,703
40	Jan. 4	@Los Angeles	W	5-0	21-10-9	12,277

41	Jan. 8	@Anaheim	L	2-3	21-11-9	17,174
42	Jan. 11	@Calgary	W	4-1	22-11-9	17,273
43	Jan. 14	@Vancouver	T-OT	4-4	22-11-10	18,422
44	Jan. 15	@Edmonton	L	0-4	22-12-10	15,673
45	Jan. 20	COLORADO	L	2-4	22-13-10	** 14,703
46	Jan. 22	@Hartford	L-OT	1-2	22-14-10	12,627
47	Jan. 23	@Boston	W	4-1	23-14-10	15,856
48	Jan. 25	TAMPA BAY	W	3-2	24-14-10	** 14,703
49	Jan. 28	MONTREAL	W	5-1	25-14-10	** 14,703
50	Jan. 30	BOSTON	W	3-1	26-14-10	** 14,703
51	Feb. 1	WASHINGTON	L	1-3	26-15-10	** 14,703
52	Feb. 3	@Montreal	T-OT	2-2	26-15-11	20,471
53	Feb. 6	@Buffalo	T-OT	1-1	26-15-12	16,440
54	Feb. 7	@New Jersey	T-OT	2-2	26-15-13	18,303
55	Feb. 9	NY RANGERS	W	4-3	27-15-13	** 14,703
56	Feb. 12	TAMPA BAY	W	5-2	28-15-13	** 14,703
57	Feb. 15	@NY Islanders	L-OT	0-1	28-16-13	16,297
58	Feb. 16	DETROIT	L	2-4	28-17-13	** 14,703
59	Feb. 18	@Pittsburgh	L	2-4	28-18-13	16,900
60	Feb. 20	NEW JERSEY	T-OT	2-2	28-18-14	** 14,703
61	Feb. 22	PHILADELPHIA	L-OT	3-4	28-19-14	** 14,703
62	Feb. 25	SAN JOSE	T-OT	2-2	28-19-15	** 14,703
63	Feb. 27	ST. LOUIS	W-OT	3-2	29-19-15	** 14,703
64	Mar. 1	@Tampa Bay	L	0-2	29-20-15	19,517
65	Mar. 5	PHOENIX	L	0-3	29-21-15	** 14,703
66	Mar. 7	CALGARY	L	1-3	29-22-15	** 14,703
67	Mar. 9	BOSTON	L	1-3	29-23-15	** 14,703
68	Mar. 11	NY ISLANDERS	W	3-2	30-23-15	** 14,703
69	Mar. 13	VANCOUVER	W	5-4	31-23-15	** 14,703
70	Mar. 15	TORONTO	T-OT	3-3	31-23-16	** 14,703
71	Mar. 17	@New Jersey	W	4-1	32-23-16	17,109
72	Mar. 19	@NY Islanders	L	4-7	32-24-16	11,139
73	Mar. 20	@Ottawa	T-OT	2-2	32-24-17	18,219
74	Mar. 22	BUFFALO	W	3-2	33-24-17	** 14,703
75	Mar. 27	OTTAWA	L	2-3	33-25-17	** 14,703
76	Mar. 29	TAMPA BAY	T-OT	1-1	33-25-18	** 14,703
77	Mar. 31	@Pittsburgh	L	3-4	33-26-18	17,220
78	Apr. 2	@Toronto	L	1-3	33-27-18	15,726
79	Apr. 5	@Boston	L	2-4	33-28-18	15,632
80	Apr. 6	@Washington	T-OT	3-3	33-28-19	18,130
81	Apr. 9	NEW JERSEY	W	4-2	34-28-19	** 14,703
82	Apr. 11	PITTSBURGH	W	4-2	35-28-19	





RECORD: 24-43-15 (63 POINTS)
GENERAL MANAGER: BRYAN MURRAY

COACH: DOUG MCLEAN, BRYAN MURRAY
EASTERN CONFERENCE FINISH: 12TH

ATLANTIC DIVISION FINISH: 6TH
CAPTAIN: SCOTT MELLANBY

*Indicates Rookie

1997-98

NO	POS	NAME	GP	G	A	PTS	PIM	+/-	PP	SH	GW	GTSHTS	PCTG			
14	C	Ray Whitney	EDM	9	1	3	4	0	-1	0	0	0	19 5.3			
			FLA	68	32	29	61	28	10	12	0	2	0 156 20.5			
			Total	77	33	32	65	28	9	12	0	2	0 175 18.9			
15	C	Dave Gagner	FLA	78	20	28	48	55	-21	5	1	1	0 165 12.1			
24	D	Robert Svehla	FLA	79	9	34	43	113	-3	3	0	0	0 144 6.3			
27	RW	Scott Mellanby	FLA	79	15	24	39	127	-14	6	0	1	0 188 8.0			
19	RW	Radek Dvorak	FLA	64	12	24	36	33	-1	2	3	0	1 112 10.7			
22	RW	Dino Ciccarelli	TB	34	11	6	17	42	-14	3	0	3	1 104 10.6			
			FLA	28	5	11	16	28	-2	2	0	1	1 57 8.8			
			Total	62	16	17	33	70	-16	5	0	4	2 161 9.9			
25	C	Viktor Kozlov	SJ	18	5	2	7	2	-2	2	0	0	0 51 9.8			
			FLA	46	12	11	23	14	-1	3	2	0	0 114 10.5			
			Total	64	17	13	30	16	-3	5	2	0	0 165 10.3			
9	C	Kirk Muller	FLA	70	8	21	29	54	-14	1	0	3	1 115 7.0			
11	LW	Bill Lindsay	FLA	82	12	16	28	80	-2	0	2	5	0 150 8.0			
55	D	Ed Jovanovski	FLA	81	9	14	23	158	-12	2	1	3	1 142 6.3			
51	RW	David Nemirovsky	FLA	41	9	12	21	8	-3	2	0	1	0 62 14.5			
17	C	*Steve Washburn	FLA	58	11	8	19	32	-6	4	0	2	0 61 18.0			
5	D	Gord Murphy	FLA	79	6	11	17	46	-3	3	0	0	0 123 4.9			
6	D	Jeff Norton	TB	37	4	6	10	26	-25	4	0	0	1 41 9.8			
			FLA	19	0	7	7	18	-7	0	0	0	0 20 .0			
			Total	56	4	13	17	44	-32	4	0	0	1 61 6.6			
44	C	Rob Niedermayer	FLA	33	8	7	15	41	-9	5	0	2	0 64 12.5			
23	C	Chris Wells	FLA	61	5	10	15	47	4	0	1	0	0 57 8.8			
3	D	Paul Laus	FLA	77	0	11	11	293	-5	0	0	0	0 64 .0			
2	D	Terry Carkner	FLA	74	1	7	8	63	6	0	0	1	0 34 2.9			
29	LW	Johan Garpenlov	FLA	39	2	3	5	8	-6	0	0	0	0 43 4.7			
7	D	Rhett Warrenner	FLA	79	0	4	4	99	-16	0	0	0	0 66 .0			
34	G	John Vanbiesbrouck	FLA	60	0	3	3	6	0	0	0	0	0 0 .0			
16	C	*Ryan Johnson	FLA	10	0	2	2	0	-4	0	0	0	0 6 .0			
8	D	Dallas Eakins	FLA	23	0	1	1	44	1	0	0	0	0 16 .0			
1	G	Kirk McLean	VAN	29	8	0	0	0	0	0	0	0	0 0 .0			
			CAR	8	0	1	1	0	0	0	0	0	0 0 .0			
			FLA	7	0	0	0	0	0	0	0	0	0 0 .0			
			Total	44	0	1	1	0	0	0	0	0	0 0 .0			
12	D	*Chris Allen	FLA	1	0	0	0	2	0	0	0	0	0 1 .0			
4	D	*John Jakopin	FLA	2	0	0	0	4	-3	0	0	0	0 1 .0			
1	G	*Kevin Weekes	FLA	11	0	0	0	0	0	0	0	0	0 0 .0			
28	LW	*Peter Worrell	FLA	19	0	0	0	153	-4	0	0	0	0 15 .0			
GOALTENDERS			GP	W	L	T	GAA	MINS	EN	SO	GA	SA	SV%	G	A	PIM
34		John Vanbiesbrouck	60	18	29	11	2.87	3451	4	4	165	1638	.899	0	3	6
30		Mark Fitzpatrick	12	2	7	2	3.00	640	0	1	32	265	.879	0	0	2
1		Kirk McLean	7	4	2	1	3.25	406	0	0	22	207	.894	0	0	0
80		*Kevin Weekes	11	0	5	1	3.96	485	1	0	32	247	.870	0	0	0
TOTALS			82	24	43	15	3.07	5009	5	5	256	2362	.892	0	3	8

**Denotes Home Sellout

GAME	DATE	OPPONENT	RESULT	SCORE	RECORD	ATTENDANCE
1	Oct. 1	@Philadelphia	L	1-3	0-1-0	19,381
2	Oct. 4	@Pittsburgh	W	5-3	1-1-0	15,352
3	Oct. 11	@St. Louis	L	3-5	1-2-0	17,730
4	Oct. 13	NY ISLANDERS	T-OT	2-2	1-2-1	** 14,703
5	Oct. 15	TAMPA BAY	W	2-1	2-2-1	** 14,703
6	Oct. 16	@Dallas	L	0-4	2-3-1	14,812
7	Oct. 19	PITTSBURGH	L	1-4	2-4-1	14,703
8	Oct. 22	@Montreal	L	0-3	2-5-1	20,301
9	Oct. 23	@Ottawa	T-OT	2-2	2-5-2	15,168
10	Oct. 25	@Boston	W	5-4	3-5-2	14,560
11	Oct. 28	LOS ANGELES	T-OT	2-2	3-5-3	** 14,703
12	Oct. 30	OTTAWA	L	2-5	3-6-3	** 14,703
13	Nov. 1	BUFFALO	L-OT	3-4	3-7-3	** 14,703
14	Nov. 5	NEW JERSEY	L	2-4	3-8-3	** 14,703
15	Nov. 6	@Buffalo	W	4-2	4-8-3	12,752
16	Nov. 9	WASHINGTON	W	3-2	5-8-3	** 14,703
17	Nov. 12	NY ISLANDERS	T-OT	2-2	5-8-4	** 14,703
18	Nov. 14	PHILADELPHIA	L	2-5	5-9-4	** 14,703
19	Nov. 15	@NY Islanders	W	1-0	6-9-4	12,356
20	Nov. 18	NY RANGERS	L	1-3	6-10-4	** 14,703
21	Nov. 20	CALGARY	L	1-2	6-11-4	** 14,703
22	Nov. 22	@New Jersey	W-OT	2-1	7-11-4	19,040
23	Nov. 23	WASHINGTON	L	2-5	7-12-4	** 14,703
24	Nov. 26	BOSTON	W	10-5	8-12-4	** 14,703
25	Nov. 28	COLORADO	L	2-3	8-13-4	** 14,703
26	Nov. 30	@NY Rangers	T-OT	1-1	8-13-5	18,200
27	Dec. 1	PHOENIX	L	2-3	8-14-5	** 14,703
28	Dec. 5	@Washington	L-OT	2-3	8-15-5	19,740
29	Dec. 7	WASHINGTON	W	5-4	9-15-5	** 14,703
30	Dec. 10	@Carolina	W	5-2	10-15-5	7,219
31	Dec. 12	@NY Rangers	W	4-3	11-15-5	18,200
32	Dec. 13	@NY Islanders	L	1-4	11-16-5	10,343
33	Dec. 15	BOSTON	L	2-6	11-17-5	** 14,703
34	Dec. 17	NY RANGERS	L	2-4	11-18-5	** 14,703
35	Dec. 18	@Washington	W	4-0	12-18-5	10,414
36	Dec. 20	@Philadelphia	L	0-2	12-19-5	19,609
37	Dec. 23	ST. LOUIS	L	2-3	12-20-5	** 14,703
38	Dec. 26	@Carolina	W	5-2	13-20-5	8,684
39	Dec. 27	@NY Islanders	W	6-2	14-20-5	** 16,297
40	Dec. 30	SAN JOSE	T-OT	2-2	14-20-6	** 14,703
41	Jan. 1	NEW JERSEY	W-OT	2-1	15-20-6	** 14,703

42	Jan. 2	@Tampa Bay	T-OT	2-2	15-20-7	12,642
43	Jan. 4	ANAHEIM	T-OT	3-3	15-20-8	** 14,703
44	Jan. 7	@Edmonton	L	2-3	15-21-8	14,797
45	Jan. 9	@Calgary	T-OT	3-3	15-21-9	17,010
46	Jan. 10	@Vancouver	T-OT	2-2	15-21-10	17,679
47	Jan. 12	@Colorado	L	1-3	15-22-10	16,061
48	Jan. 14	@Phoenix	L	2-3	15-23-10	14,158
49	Jan. 21	@Anaheim	L	3-8	15-24-10	17,001
50	Jan. 22	@Los Angeles	L	1-3	15-25-10	12,920
51	Jan. 24	@San Jose	T-OT	1-1	15-25-11	17,483
52	Jan. 27	CAROLINA	W	3-0	16-25-11	** 14,703
53	Jan. 29	DALLAS	W	3-2	17-25-11	** 14,703
54	Jan. 31	TAMPA BAY	W	2-0	18-25-11	** 14,703
55	Feb. 1	BUFFALO	L	2-5	18-26-11	** 14,703
56	Feb. 3	DETROIT	T-OT	1-1	18-26-12	** 14,703
57	Feb. 7	@Toronto	L	2-3	18-27-12	15,726
58	Feb. 25	NEW JERSEY	L	2-3	18-28-12	** 14,703
59	Feb. 27	@Detroit	L	1-3	18-29-12	19,983
60	Mar. 4	NY RANGERS	L	3-4	18-30-12	14,703
61	Mar. 7	@Washington	L	3-6	18-31-12	15,916
62	Mar. 9	@Montreal	L	1-6	18-32-12	20,783
63	Mar. 11	@Ottawa	L	3-5	18-33-12	15,539
64	Mar. 13	EDMONTON	L	0-4	18-34-12	** 14,703
65	Mar. 15	CHICAGO	L	4-8	18-35-12	** 14,703
66	Mar. 17	VANCOUVER	L	2-4	18-36-12	** 14,703
67	Mar. 19	@Buffalo	L	1-6	18-37-12	12,916
68	Mar. 21	@Tampa Bay	L	1-5	18-38-12	13,870
69	Mar. 23	CAROLINA	L	3-5	18-39-12	14,511
70	Mar. 26	MONTREAL	W	5-4	19-39-12	** 14,703
71	Mar. 28	@Boston	W-OT	3-2	20-39-12	16,372
72	Mar. 29	@Chicago	W	4-0	21-39-12	17,880
73	Apr. 1	MONTREAL	L	3-4	21-40-12	14,416
74	Apr. 4	@Philadelphia	W	4-1	22-40-12	19,567
75	Apr. 5	PITTSBURGH	W	3-1	23-40-12	** 14,703
76	Apr. 7	TORONTO	L	1-3	23-41-12	** 14,703
77	Apr. 9	PHILADELPHIA	W	3-2	24-41-12	** 14,703
78	Apr. 11	@Pittsburgh	T-OT	3-3	24-41-13	14,127
79	Apr. 12	@New Jersey	T-OT	5-5	24-41-14	15,116
80	Apr. 14	OTTAWA	L	2-3	24-42-14	** 14,703
81	Apr. 16	PHILADELPHIA	L	3-7	24-43-14	** 14,703
82	Apr. 18	@Tampa Bay	T-OT	2-2	24-43-15	14,261

ONE UNDER THE SUN



REGULAR SEASON RECORDS



RECORD: 30-34-18 (78 POINTS)
GENERAL MANAGER: BRYAN MURRAY

COACH: TERRY MURRAY
EASTERN CONFERENCE FINISH: 9TH

SOUTHEAST DIVISION FINISH: 2ND
CAPTAIN: SCOTT MELLANBY

*Indicates Rookie

1998-99

NO	POS	NAME	GP	G	A	PTS	PIM	+/-	PP	SH	GW	GTSHTS	PCTG			
14	LW	Ray Whitney	FLA 81	26	38	64	18	-3	7	0	6	1 193	13.5			
44	C	Rob Niedermayer	FLA 82	18	33	51	50	-13	6	1	3	2 142	12.7			
25	C	Viktor Kozlov	FLA 65	16	35	51	24	13	5	1	1	0 209	7.7			
27	RW	Scott Mellanby	FLA 67	18	27	45	85	5	4	0	3	3 136	13.2			
19	RW	Radek Dvorak	FLA 82	19	24	43	29	7	0	4	0	0 182	10.4			
21	RW	*Mark Parrish	FLA 73	24	13	37	25	-6	5	0	5	1 129	18.6			
24	D	Robert Svehla	FLA 80	8	29	37	83	-13	4	0	0	1 157	5.1			
11	LW	Bill Lindsay	FLA 75	12	15	27	92	-1	0	1	2	0 135	8.9			
16	LW	*Oleg Kvasha	FLA 68	12	13	25	45	5	4	0	2	1 138	8.7			
4	D	Bret Hedican	FLA 67	5	18	23	51	5	0	2	1	1 90	5.6			
29	LW	Johan Garpenlov	FLA 64	8	9	17	42	-9	0	1	0	0 71	11.3			
10	RW	Pavel Bure	FLA 11	13	3	16	4	3	5	1	0	1 44	29.5			
9	C	Kirk Muller	FLA 82	4	11	15	49	-11	0	0	1	0 107	3.7			
8	D	*Jaroslav Spacek	FLA 63	3	12	15	28	15	2	1	0	0 92	3.3			
2	D	Terry Carkner	FLA 62	2	9	11	54	0	0	0	0	0 25	8.0			
3	D	Paul Laus	FLA 75	1	9	10	218	-1	0	0	0	0 54	1.9			
28	LW	*Peter Worrell	FLA 62	4	5	9	258	0	0	0	2	0 50	8.0			
26	D	*Dan Boyle	FLA 22	3	5	8	6	0	1	0	1	0 31	9.7			
22	RW	Dino Ciccarelli	FLA 14	6	1	7	27	-1	5	0	1	0 23	26.1			
5	D	Gord Murphy	FLA 51	0	7	7	16	4	0	0	0	0 56	.0			
18	LW	Alex Hicks	FLA 55	0	7	7	62	-5	0	0	0	0 51	.0			
31	G	Sean Burke	FLA 59	0	4	4	27	0	0	0	0	0 0	.0			
7	D	Mike Wilson	FLA 34	1	2	3	47	12	0	0	1	0 48	2.1			
12	LW	*Marcus Nilson	FLA 8	1	1	2	5	2	0	0	1	0 7	14.3			
6	D	*Peter Ratchuk	FLA 24	1	1	2	10	-1	0	0	0	0 34	2.9			
23	C	Chris Wells	FLA 20	0	2	2	31	-4	0	0	0	0 28	.0			
17	C	*Ryan Johnson	FLA 1	1	0	1	0	0	0	0	0	0 1	100.0			
26	RW	David Nemirovsky	FLA 2	0	1	1	0	1	0	0	0	0 2	.0			
33	D	*Filip Kuba	FLA 5	0	1	1	0	2	0	0	0	0 5	.0			
15	D	*Jeff Ware	FLA 6	0	1	1	6	-6	0	0	0	0 1	.0			
12	D	*Chris Allen	FLA 1	0	0	0	0	1	0	0	0	0 0	.0			
15	D	*John Jakopin	FLA 3	0	0	0	0	-1	0	0	0	0 0	.0			
37	RW	*Herbert Vasiljevs	FLA 5	0	0	0	2	-1	0	0	0	0 6	.0			
12	LW	*Dwayne Hay	FLA 9	0	0	0	0	-1	0	0	0	0 3	.0			
1	G	Kirk McLean	FLA 30	0	0	0	2	0	0	0	0	0 0	.0			
GOALTENDERS			GP	W	L	T	GAA	MINS	EN	SO	GA	SA	SV%	G	A	PIM
31		Sean Burke	59	21	24	14	2.66	3402	3	3	151	1624	.907	0	4	27
1		Kirk McLean	30	9	10	4	2.74	1597	1	2	73	727	.900	0	0	2
TOTALS			82	30	34	18	2.73	5017	4	5	228	2355	.903	0	4	29

**Denotes Home Sellout

GAME	DATE	OPPONENT	RESULT	SCORE	RECORD	ATTENDANCE
1	Oct. 9	TAMPA BAY	W	4-1	1-0-0	** 19,227
2	Oct. 10	@Nashville	W	1-0	2-0-0	17,285
3	Oct. 16	@Buffalo	T	2-2	2-0-1	18,595
4	Oct. 21	LOS ANGELES	T	1-1	2-0-2	17,367
5	Oct. 23	VANCOUVER	L	0-5	2-1-2	18,070
6	Oct. 24	@Washington	T	2-2	2-1-3	19,740
7	Oct. 28	DETROIT	L	2-7	2-2-3	** 19,163
8	Oct. 30	@Chicago	W	7-3	3-2-3	16,807
9	Oct. 31	@New Jersey	L	1-3	3-3-3	13,136
10	Nov. 2	@NY Islanders	L	2-6	3-4-3	8,192
11	Nov. 4	CHICAGO	W	2-1	4-4-3	17,515
12	Nov. 7	NEW JERSEY	L	3-4	4-5-3	18,306
13	Nov. 11	NY RANGERS	W	4-1	5-5-3	** 19,154
14	Nov. 12	@Philadelphia	W	2-1	6-5-3	19,568
15	Nov. 14	@Pittsburgh	L	0-4	6-6-3	13,230
16	Nov. 19	@Boston	T	5-5	6-6-4	14,440
17	Nov. 21	@New Jersey	T	3-3	6-6-5	16,033
18	Nov. 22	PHILADELPHIA	L-OT	1-2	6-7-5	** 19,225
19	Nov. 25	BOSTON	L	0-1	6-8-5	18,922
20	Nov. 27	@Tampa Bay	W	2-1	7-8-5	11,473
21	Nov. 28	BUFFALO	W	6-2	8-8-5	18,655
22	Dec. 1	@NY Rangers	L-OT	4-5	8-9-5	18,200
23	Dec. 2	@Buffalo	L	1-2	8-10-5	14,966
24	Dec. 5	CAROLINA	T	3-3	8-10-6	17,384
25	Dec. 9	OTTAWA	W	6-5	9-10-6	16,994
26	Dec. 12	CALGARY	L	2-4	9-11-6	17,334
27	Dec. 16	PITTSBURGH	W	4-1	10-11-6	18,165
28	Dec. 19	EDMONTON	W	3-1	11-11-6	17,953
29	Dec. 23	WASHINGTON	L	0-4	11-12-6	18,535
30	Dec. 26	@Tampa Bay	W	3-1	12-12-6	17,983
31	Dec. 28	NY ISLANDERS	W	5-1	13-12-6	** 19,250
32	Dec. 30	@Pittsburgh	L	4-7	13-13-6	17,112
33	Jan. 1	CAROLINA	T	3-3	13-13-7	18,505
34	Jan. 2	PITTSBURGH	L	2-4	13-14-7	** 19,250
35	Jan. 5	@Phoenix	T	2-2	13-14-8	14,104
36	Jan. 6	@Colorado	T	2-2	13-14-9	16,061
37	Jan. 8	@Vancouver	T	1-1	13-14-10	15,027
38	Jan. 10	@Calgary	W	2-1	14-14-10	15,348
39	Jan. 13	TORONTO	T	3-3	14-14-11	17,552
40	Jan. 14	@Carolina	L	2-3	14-15-11	6,544
41	Jan. 16	NY ISLANDERS	W	1-0	15-15-11	19,097
42	Jan. 18	BUFFALO	L	0-4	15-16-11	17,661
43	Jan. 20	@NY Islanders	W	5-2	16-16-11	11,283
44	Jan. 21	@NY Rangers	W	2-1	17-16-11	18,200
45	Jan. 26	@Philadelphia	T	3-3	17-16-12	19,554
46	Jan. 27	MONTREAL	W	2-1	18-16-12	** 19,250
47	Jan. 30	DALLAS	L	2-5	18-17-12	** 19,250
48	Feb. 3	TORONTO	W	5-2	19-17-12	17,763
49	Feb. 5	@Pittsburgh	L	0-3	19-18-12	14,283
50	Feb. 6	@Carolina	T	3-3	19-18-13	11,059
51	Feb. 8	ST. LOUIS	L	4-5	19-19-13	17,087
52	Feb. 11	@Ottawa	W	3-1	20-19-13	16,355
53	Feb. 13	@Montreal	L	0-4	20-20-13	21,273
54	Feb. 15	SAN JOSE	T	2-2	20-20-14	18,700
55	Feb. 17	@Dallas	L	1-2	20-21-14	16,928
56	Feb. 18	@St. Louis	T	0-0	20-21-15	16,272
57	Feb. 20	PHOENIX	W	7-1	21-21-15	** 19,250
58	Feb. 24	PHILADELPHIA	W	5-3	22-21-15	** 19,250
59	Feb. 26	@Detroit	T	5-5	22-21-16	19,983
60	Feb. 27	@Toronto	L	1-4	22-22-16	18,800
61	Mar. 3	COLORADO	L	5-7	22-23-16	18,985
62	Mar. 6	CAROLINA	T	2-2	22-23-17	** 19,250
63	Mar. 8	@Montreal	W	5-2	23-23-17	20,323
64	Mar. 9	@Boston	L	0-2	23-24-17	15,032
65	Mar. 11	@Washington	W	2-1	24-24-17	16,184
66	Mar. 13	TAMPA BAY	W	1-0	25-24-17	** 19,250
67	Mar. 17	@San Jose	L	2-4	25-25-17	17,483
68	Mar. 20	@Los Angeles	L	3-4	25-26-17	14,551
69	Mar. 21	@Anaheim	W	5-2	26-26-17	16,434
70	Mar. 24	NY RANGERS	L	1-2	26-27-17	** 19,250
71	Mar. 26	NASHVILLE	W	4-1	27-27-17	17,755
72	Mar. 28	NEW JERSEY	T	2-2	27-27-18	18,870
73	Mar. 31	NY ISLANDERS	L	3-5	27-28-18	18,028
74	Apr. 1	@Washington	L	3-5	27-29-18	13,511
75	Apr. 3	OTTAWA	L	4-6	27-30-18	18,829
76	Apr. 5	WASHINGTON	L	0-3	27-31-18	17,670
77	Apr. 7	BOSTON	L	2-5	27-32-18	18,987
78	Apr. 9	@Buffalo	L	1-3	27-33-18	18,595
79	Apr. 10	@Toronto	L	1-9	27-34-18	18,800
80	Apr. 12	@Ottawa	W	2-0	28-34-18	17,996
81	Apr. 14	MONTREAL	W-OT	3-2	29-34-18	18,755
82	Apr. 17	TAMPA BAY	W	6-2	30-34-18	19,079





RECORD: 43-27-6-6 (98 POINTS)

GENERAL MANAGER: BRYAN MURRAY

COACH: TERRY MURRAY

EASTERN CONFERENCE FINISH: 5TH

SOUTHEAST DIVISION FINISH: 2ND

CAPTAIN: SCOTT MELLANBY

*Indicates Rookie

1999-00

NO	POS	NAME	GP	G	A	PTS	PIM	+/-	PP	SH	GW	GTSHTS	PCTG				
10	RW	Pavel Bure	FLA	74	58	36	94	16	25	11	2	14	0 360 16.1				
14	C	Ray Whitney	FLA	81	29	42	71	35	16	5	0	3	2 198 14.6				
25	C	Viktor Kozlov	FLA	80	17	53	70	16	24	6	0	2	0 223 7.6				
24	D	Robert Svehla	FLA	82	9	40	49	64	23	3	0	1	0 143 6.3				
27	RW	Scott Mellanby	FLA	77	18	28	46	126	14	6	0	2	1 134 13.4				
21	RW	Mark Parrish	FLA	81	26	18	44	39	1	6	0	3	0 152 17.1				
28	D	Jaroslav Spacek	FLA	82	10	26	36	53	7	4	0	1	0 111 9.0				
44	C	Rob Niedermayer	FLA	81	10	23	33	46	-5	1	0	4	0 135 7.4				
4	D	Bret Hedican	FLA	76	6	19	25	68	4	2	0	1	0 58 10.3				
13	LW	Oleg Kvasha	FLA	78	5	20	25	34	3	2	0	0	0 110 4.5				
26	RW	Ray Sheppard	FLA	47	10	10	20	4	-4	5	0	2	0 74 13.5				
7	D	Mike Wilson	FLA	60	4	16	20	35	10	0	0	2	0 65 6.2				
19	RW	Radek Dvorak	FLA	35	7	10	17	6	5	0	0	1	0 67 10.4				
18	LW	Cam Stewart	FLA	65	9	7	16	30	-2	0	0	3	0 52 17.3				
12	C	*Ryan Johnson	FLA	66	4	12	16	14	1	0	0	0	0 44 9.1				
3	D	Paul Laus	FLA	77	3	8	11	172	-1	0	0	0	0 44 6.8				
9	C	Len Barrie	FLA	14	4	6	10	6	4	0	0	0	0 15 26.7				
Total			60	9	14	23	62	9	0	0	0	0	61 14.8				
8	LW	Peter Worrell	FLA	48	3	6	9	169	-7	2	0	1	0 45 6.7				
16	C	Mike Sillinger	FLA	13	4	4	8	16	-1	2	0	1	0 20 20.0				
Total			80	23	29	52	102	-30	8	3	2	0	146 15.8				
2	D	Lance Pitlick	FLA	62	3	5	8	44	7	0	0	1	0 26 11.5				
22	D	Todd Simpson	FLA	82	1	6	7	202	5	0	0	0	0 50 2.0				
5	D	*Filip Kuba	FLA	13	1	5	6	2	-3	1	0	1	0 16 6.3				
16	RW	*Ivan Novoseltsev	FLA	14	2	1	3	8	-3	2	0	0	0 8 25.0				
12	LW	Alex Hicks	FLA	8	1	2	3	4	3	0	0	0	0 6 16.7				
6	D	*Dan Boyle	FLA	13	0	3	3	4	-2	0	0	0	0 9 .0				
29	G	Mike Vernon	FLA	34	0	3	3	2	0	0	0	0	0 0 .0				
Total			49	0	3	3	2	0	0	0	0	0	0 0 .0				
48	LW	*Marcus Nilson	FLA	9	0	2	2	2	2	0	0	0	0 6 .0				
45	D	*Brad Ference	FLA	13	0	2	2	46	2	0	0	0	0 10 .0				
32	G	Rich Shulmistra	FLA	1	0	0	0	0	0	0	0	0	0 0 .0				
48	LW	*Dave Duerden	FLA	2	0	0	0	0	0	0	0	0	0 1 .0				
47	C	Craig Ferguson	FLA	3	0	0	0	0	-2	0	0	0	0 2 .0				
40	C	*Eric Boguneicki	FLA	4	0	0	0	2	-1	0	0	0	0 5 .0				
48	LW	*Dwayne Hay	FLA	6	0	0	0	2	-2	0	0	0	0 3 .0				
1	G	Sean Burke	FLA	7	0	0	0	2	0	0	0	0	0 0 .0				
23	C	Chris Wells	FLA	13	0	0	0	14	-5	0	0	0	0 5 .0				
30	G	Mikhail Shtalenkov	FLA	15	0	0	0	2	0	0	0	0	0 0 .0				
Total			30	0	3	3	4	0	0	0	0	0	0 0 .0				
15	D	*John Jakopin	FLA	17	0	0	0	26	-2	0	0	0	0 1 .0				
37	G	Trevor Kidd	FLA	28	0	0	0	0	0	0	0	0	0 0 .0				
GOALTENDERS			GP	W	L	T	GAA	MINS	EN	SO	GA	SA	SV%	G	A	PIM	
30	Rich Shulmistra	1	1	0	0	1.00	60	0	0	1	21	.952	0	0	0	0	
29	Mikhail Shtalenkov	15	8	4	2	2.31	882	0	0	34	369	.908	0	0	2	2	
21	Mike Vernon	34	18	13	2	2.47	2019	2	1	83	1020	.919	0	3	2	2	
1	Sean Burke	7	2	5	0	2.58	418	2	0	18	208	.913	0	0	0	2	
7	Trevor Kidd	28	14	11	2	2.63	1574	0	1	69	809	.915	0	0	0	0	
FLA TOTALS			82	43	33	6	2.53	4965	4	2	209	2431	.914				

**Denotes Home Sellout

GAME DATE OPPONENT RESULT SCORE RECORD ATTENDANCE

1	Oct. 2	WASHINGTON	W	4-3	1-0-0-0	16,767
2	Oct. 6	LOS ANGELES	W	4-2	2-0-0-0	13,751
3	Oct. 9	DETROIT	T	2-2	2-0-1-0	18,239
4	Oct. 12	@Montreal	W	2-1	3-0-1-0	19,380
5	Oct. 13	@Toronto	L	2-3	3-1-1-0	18,765
6	Oct. 16	ANAHEIM	W-OT	3-2	4-1-1-0	14,854
7	Oct. 20	VANCOUVER	W	5-2	5-1-1-0	14,585
8	Oct. 22	CALGARY	L-OT	2-3	5-1-1-1	14,423
9	Oct. 24	@Philadelphia	L	0-2	5-2-1-1	19,301
10	Oct. 27	NY ISLANDERS	W	6-3	6-2-1-1	14,342
11	Oct. 29	@Buffalo	L-OT	2-3	6-2-1-2	17,503
12	Oct. 30	@Ottawa	L	0-5	6-3-1-2	15,239
13	Nov. 3	@Edmonton	T	2-2	6-3-2-2	13,646
14	Nov. 6	@Vancouver	L	2-3	6-4-2-2	17,055
15	Nov. 6	@Calgary	W	6-3	7-4-2-2	15,735
16	Nov. 10	ATLANTA	W	4-1	8-4-2-2	14,745
17	Nov. 13	BUFFALO	W	3-1	9-4-2-2	16,221
18	Nov. 17	@Colorado	W	2-1	10-4-2-2	18,001
19	Nov. 18	@St. Louis	L	0-3	10-5-2-2	16,619
20	Nov. 20	PITTSBURGH	W-OT	2-1	11-5-2-2	16,349
21	Nov. 24	PHILADELPHIA	L	1-6	11-6-2-2	16,624
22	Nov. 26	NY RANGERS	W	6-2	12-6-2-2	17,276
23	Nov. 27	ATLANTA	W	3-0	13-6-2-2	14,618
24	Dec. 3	@Atlanta	L	1-2	13-7-2-2	18,545
25	Dec. 4	WASHINGTON	W	2-1	14-7-2-2	14,805
26	Dec. 8	@Phoenix	W	6-1	15-7-2-2	14,891
27	Dec. 10	@Dallas	L	3-4	15-8-2-2	17,001
28	Dec. 11	@Nashville	W	4-2	16-8-2-2	16,257
29	Dec. 15	NASHVILLE	W	3-2	17-8-2-2	13,793
30	Dec. 17	@Buffalo	W	4-2	18-8-2-2	16,753
31	Dec. 18	@Pittsburgh	W	5-2	19-8-2-2	15,498
32	Dec. 20	TORONTO	L	4-6	19-9-2-2	16,794
33	Dec. 22	ATLANTA	T	3-3	19-9-3-2	15,154
34	Dec. 26	@Carolina	L-OT	3-4	19-9-3-3	13,940
35	Dec. 27	@Tampa Bay	W	6-1	20-9-3-3	16,802
36	Dec. 30	@Chicago	L	1-2	20-10-3-3	17,752
37	Jan. 1	TAMPA BAY	W	7-5	21-10-3-3	17,802
38	Jan. 5	@Anaheim	W	5-1	22-10-3-3	13,024
39	Jan. 6	@Los Angeles	L	2-4	22-11-3-3	14,114
40	Jan. 8	@San Jose	W	4-2	23-11-3-3	17,483
41	Jan. 12	NY ISLANDERS	W	4-3	24-11-3-3	14,602

42	Jan. 14	CAROLINA	W	5-1	25-11-3-3	15,073
43	Jan. 15	@Tampa Bay	W	5-2	26-11-3-3	14,619
44	Jan. 17	PHILADELPHIA	W	3-1	27-11-3-3	17,029
45	Jan. 19	WASHINGTON	L	1-3	27-12-3-3	14,002
46	Jan. 21	@Atlanta	T	3-3	27-12-4-3	17,814
47	Jan. 22	BOSTON	W-OT	4-3	28-12-4-3	18,423
48	Jan. 26	NEW JERSEY	L	2-3	28-13-4-3	15,689
49	Jan. 27	@Philadelphia	L	2-4	28-14-4-3	19,781
50	Jan. 29	EDMONTON	W	2-1	29-14-4-3	16,181
51	Feb. 1	@Carolina	L	2-4	29-15-4-3	8,482
52	Feb. 2	MONTREAL	W	3-1	30-15-4-3	15,066
53	Feb. 9	SAN JOSE	W	4-1	31-15-4-3	14,274
54	Feb. 11	@Ottawa	L	3-5	31-16-4-3	17,763
55	Feb. 12	@Boston	W	5-1	32-16-4-3	17,565
56	Feb. 14	@Montreal	L	1-4	32-17-4-3	18,781
57	Feb. 16	NY RANGERS	W	3-0	33-17-4-3	17,437
58	Feb. 19	PITTSBURGH	L	1-2	33-18-4-3	** 19,250
59	Feb. 21	OTTAWA	L	2-4	33-19-4-3	15,226
60	Feb. 23	@Washington	L-OT	2-3	33-19-4-4	14,386
61	Feb. 24	@Carolina	W	4-2	34-19-4-4	10,494
62	Feb. 26	CAROLINA	L-OT	1-2	34-19-4-5	16,801
63	Feb. 28	BUFFALO	L	2-5	34-20-4-5	14,916
64	Mar. 1	TORONTO	W	3-1	35-20-4-5	15,896
65	Mar. 3	@NY Rangers	L	2-4	35-21-4-5	18,200
66	Mar. 4	ST. LOUIS	T	1-1	35-21-5-5	17,357
67	Mar. 7	@Washington	L	2-4	35-22-5-5	15,035
68	Mar. 10	@Tampa Bay	W	4-3	36-22-5-5	12,232
69	Mar. 11	CHICAGO	L	2-5	36-23-5-5	18,223
70	Mar. 16	@Pittsburgh	L	2-4	36-24-5-5	16,958
71	Mar. 18	@NY Islanders	W	4-2	37-24-5-5	10,019
72	Mar. 19	@New Jersey	W	2-5	37-25-5-5	16,575
73	Mar. 21	@NY Rangers	W	4-3	38-25-5-5	18,200
74	Mar. 23	@Boston	W	3-1	39-25-5-5	15,808
75	Mar. 25	MONTREAL	W	4-2	40-25-5-5	17,917
76	Mar. 29	DALLAS	L	1-4	40-26-5-5	16,484
77	Mar. 31	OTTAWA	W	3-1	41-26-5-5	14,835
78	Apr. 1	TAMPA BAY	T	3-3	41-26-6-5	16,855
79	Apr. 3	NEW JERSEY	W	5-2	42-26-6-5	15,427
80	Apr. 5	BOSTON	W	6-3	43-26-6-5	16,655
81	Apr. 8	@New Jersey	L-OT	1-2	43-26-6-6	17,564
82	Apr. 9	@NY Islanders	L	2-3	43-27-6-6	9,316

ONE UNDER THE SUN



REGULAR SEASON RECORDS



RECORD: 22-38-13-9 (66 POINTS)

FINISH: 3RD GENERAL MANAGER: BRYAN MURRAY/

COACH: TERRY MURRAY/DUANE SUTTER

SOUTHEAST DIVISION

EASTERN CONFERENCE FINISH: 12TH CAPTAIN: SCOTT MELLANBY

BILL TORREY

*Indicates Rookie
#Indicates Traded Player

Indicates Rookie

Indicates Traded Player

	NO	POSNAME	GP	G	A	PTS	+/-	PIM	PP	SH	GW	GT	SHTS	PCTG		
10	RW	Pavel Bure	82	59	33	92	-2	58	19	5	8	3	384	15.4		
25	C	Viktor Kozlov	51	14	23	37	-4	10	6	0	2	0	139	10.1		
18	LW	Marcus Nilson	78	12	24	36	-3	74	0	0	2	0	141	8.5		
16	C	#Mike Sillinger	55	13	21	34	-11	44	1	0	2	0	100	13.0		
44	C	Rob Niedermayer	67	12	20	32	-12	50	3	1	0	0	115	10.4		
14	LW	#Ray Whitney	43	10	21	31	-16	28	5	0	0	0	117	8.5		
11	C	Kevyn Adams	12	3	6	9	7	2	0	0	2	0	21	14.3		
		CBJ	66	8	12	20	-4	52	0	0	1	0	84	9.5		
		Total	78	11	18	29	3	54	0	0	3	0	105	10.5		
13	C	Vaclav Prospal	34	4	12	16	-2	10	1	0	0	0	68	5.9		
		OTT	40	1	12	13	1	12	0	0	0	0	68	1.5		
		Total	74	5	24	29	-1	22	1	0	0	0	136	3.7		
24	D	Robert Svehla	82	6	22	28	-8	76	0	0	0	0	121	5.0		
29	D	Anders Eriksson	60	0	21	21	2	28	0	0	0	0	80	0		
		CHI	13	2	3	5	-4	2	1	0	0	0	19	10.5		
		Total	73	2	24	26	-2	30	1	0	0	0	99	2.0		
17	LW	Greg Adams	60	11	12	23	-3	10	2	0	1	0	66	16.7		
9	C	Len Barrie	60	5	18	23	4	135	0	1	2	0	48	10.4		
26	D	Dan Boyle	69	4	18	22	-14	28	1	0	0	0	83	4.8		
4	D	Bret Hedican	70	5	15	20	-7	72	4	0	1	0	104	4.8		
21	RW	*Denis Shvidki	43	6	10	16	6	16	0	0	1	0	28	21.4		
12	C	Olli Jokinen	78	6	10	16	-22	106	0	0	0	0	121	5.0		
8	LW	Peter Worrell	71	3	7	10	-10	248	0	0	0	0	86	3.5		
27	RW	#Scott Mellanby	40	4	9	13	-13	46	1	0	0	0	58	6.9		
9	C	#Igor Larionov	26	5	6	11	-11	10	2	0	0	0	15	33.3		
39	RW	*Ivan Novoseltsev	38	3	6	9	-5	16	0	0	0	0	34	8.8		
19	C	*Serge Payer	43	5	1	6	0	21	0	1	0	0	34	14.7		
36	D/W	*Joey Tetarenko	29	3	1	4	-1	44	0	0	0	0	21	14.3		
22	D	#Todd Simpson	25	1	3	4	0	74	0	0	1	0	26	3.8		
28	D	#Jaroslav Spacek	12	2	1	3	-4	8	1	0	0	0	21	9.5		
3	D/W	Paul Laus	25	1	2	3	5	66	0	0	0	0	18	5.6		
15	D	*John Jakopin	60	1	2	3	-4	62	0	0	0	0	23	4.3		
2	D	Lance Pitlick	68	1	2	3	-5	42	0	0	0	0	24	4.2		
5	D	Yan Golubovsky	6	0	2	2	3	2	0	0	0	0	4	0		
49	D	*Lance Ward	30	0	2	2	-3	45	0	0	0	0	17	0		
41	LW	*Andrej Podkonicky	6	1	0	1	0	2	0	0	0	0	5	20.0		
45	D	*Brad Ference	14	0	1	1	-10	14	0	0	0	0	5	0		
7	D	Mike Wilson	19	0	1	1	-7	25	0	0	0	0	26	0		
37	G	Trevor Kidd	42	0	1	1	0	6	0	0	0	0	0	0	0	
43	RW	Paul Brousseau	1	0	0	0	0	0	0	0	0	0	0	0	0	
23	RW	Rocky Thompson	3	0	0	0	0	19	0	0	0	0	0	0	0	
43	RW	#David Emma	6	0	0	0	-1	0	0	0	0	0	6	0	0	
35	D	Peter Ratchuk	8	0	0	0	-1	0	0	0	0	0	11	0	0	
1	G	*Roberto Luongo	47	0	0	0	0	2	0	0	0	0	0	0	0	0
1		GOALTENDERS	GP	W	L	T	GAA	MINS	EN	SO	GA	SA	SV%	G	A	PIM
37		*Roberto Luongo	47	12	24	7	2.44	2628	6	5	107	1333	.920	0	0	2
		Trevor Kidd	42	10	23	6	3.31	2354	3	1	130	1217	.893	0	1	6
		FLA TOTALS	82	22	47	13	2.95	5006	9	6	246	2559	.904			

**Denotes Home Sellout

GAME DATE OPPONENT RESULT SCORE RECORD ATTENDANCE

1	Oct. 6	VANCOUVER	L-OT	3-4	0-0-0-1	17,535
2	Oct. 9	@Boston	L	2-4	0-1-0-1	14,415
3	Oct. 13	CAROLINA	T	2-2	0-1-1-1	13,764
4	Oct. 18	@Phoenix	L-OT	1-2	0-1-1-2	12,862
5	Oct. 20	@Colorado	L	1-5	0-2-1-2	18,007
6	Oct. 22	@Minnesota	T	0-0	0-2-2-2	18,064
7	Oct. 25	NEW JERSEY	L	1-2	0-3-2-2	13,791
8	Oct. 27	@Nashville	T	3-3	0-3-3-2	15,143
9	Oct. 28	OTTAWA	W	3-1	1-3-3-2	14,501
10	Oct. 30	@New Jersey	L-OT	5-6	1-3-3-3	13,168
11	Nov. 1	NY ISLANDERS	L	0-3	1-4-3-3	13,371
12	Nov. 4	WASHINGTON	L	2-3	1-5-3-3	14,656
13	Nov. 8	MONTREAL	L	2-4	1-6-3-3	14,028
14	Nov. 10	CALGARY	T	3-3	1-6-4-3	14,085
15	Nov. 13	ATLANTA	L	1-4	1-7-4-3	13,686
16	Nov. 15	@Carolina	W	4-1	2-7-4-3	11,088
17	Nov. 17	@Columbus	W	3-0	3-7-4-3	17,615
18	Nov. 18	@Ottawa	L	2-5	3-8-4-3	18,204
19	Nov. 21	@Montreal	W	4-1	4-8-4-3	19,009
20	Nov. 24	@Tampa Bay	L	1-2	4-9-4-3	19,424
21	Nov. 25	TAMPA BAY	W-OT	2-1	5-9-4-3	15,612
22	Nov. 29	CAROLINA	L-OT	1-2	5-9-4-4	13,008
23	Dec. 1	DETROIT	L	1-3	5-10-4-4	17,013
24	Dec. 2	@St. Louis	L	2-5	5-11-4-4	19,364
25	Dec. 4	@Toronto	T	4-4	5-11-5-4	19,144
26	Dec. 6	NY ISLANDERS	L	1-4	5-12-5-4	13,034
27	Dec. 8	@Atlanta	L-OT	3-4	5-12-5-5	15,002
28	Dec. 9	Colorado	L	2-4	5-13-5-5	15,290
29	Dec. 13	@Detroit	T	3-3	5-13-6-5	19,995
30	Dec. 15	@Pittsburgh	W	4-1	6-13-6-5	15,004
31	Dec. 16	@Buffalo	L	2-3	6-14-6-5	17,403
32	Dec. 18	@NY Rangers	L	3-6	6-15-6-5	18,200
33	Dec. 20	PITTSBURGH	T	2-2	6-15-7-5	13,992
34	Dec. 22	NEW JERSEY	L	0-2	6-16-7-5	14,428
35	Dec. 23	@Washington	L	3-5	6-17-7-5	15,001
36	Dec. 27	PHILADELPHIA	L	2-5	6-18-7-5	16,160
37	Dec. 29	BOSTON	W	3-0	7-18-7-5	15,336
38	Dec. 30	TORONTO	L	1-4	7-19-7-5	17,874
39	Jan. 3	@Anaheim	L-OT	2-3	7-19-7-6	11,396
40	Jan. 4	@Los Angeles	W	4-3	8-19-7-6	14,137

41	Jan. 6	@San Jose	L	1-3	8-20-7-6	17,496
42	Jan. 9	@Carolina	L	3-7	8-21-7-6	8,732
43	Jan. 12	CAROLINA	T	2-2	8-21-8-6	12,727
44	Jan. 13	PHILADELPHIA	L	1-4	8-22-8-6	16,105
45	Jan. 15	DALLAS	W	2-0	9-22-8-6	13,238
46	Jan. 17	@Chicago	L	0-5	9-23-8-6	12,750
47	Jan. 19	@Buffalo	L	0-1	9-24-8-6	18,690
48	Jan. 20	@Philadelphia	L	3-5	9-25-8-6	19,682
49	Jan. 22	@Boston	W	3-2	10-25-8-6	14,770
50	Jan. 24	@Washington	L	1-2	10-26-8-6	16,780
51	Jan. 26	OTTAWA	L-OT	4-5	10-26-8-7	12,958
52	Jan. 27	TAMPA BAY	W-OT	3-2	11-26-8-7	14,612
53	Jan. 30	@Tampa Bay	L	3-4	11-27-8-7	11,752
54	Jan. 31	BUFFALO	W	5-2	12-27-8-7	13,003
55	Feb. 7	MINNESOTA	W	2-1	13-27-8-7	12,422
56	Feb. 9	NY RANGERS	L	2-4	13-28-8-7	17,273
57	Feb. 10	@Atlanta	W	7-3	14-28-8-7	18,196
58	Feb. 14	PHOENIX	W	4-3	15-28-8-7	12,785
59	Feb. 16	BOSTON	W	2-1	16-28-8-7	15,196
60	Feb. 19	ST. LOUIS	W	3-0	17-28-8-7	14,305
61	Feb. 21	@Pittsburgh	L-OT	2-3	17-28-8-8	16,958
62	Feb. 22	@Ottawa	L	2-4	17-29-8-8	18,500
63	Feb. 24	@NY Islanders	L	4-5	17-30-8-8	13,224
64	Feb. 26	@New Jersey	L	3-5	17-31-8-8	14,114
65	Feb. 28	@NY Rangers	L	2-4	17-32-8-8	18,200
66	Mar. 2	ATLANTA	L	3-4	17-33-8-8	15,171
67	Mar. 3	@Atlanta	T	2-2	17-33-9-8	16,331
68	Mar. 7	SAN JOSE	T	3-3	17-33-10-8	12,855
69	Mar. 9	COLUMBUS	L-OT	6-7	17-33-10-9	13,358
70	Mar. 11	@NY Islanders	W	4-1	18-33-10-9	15,178
71	Mar. 14	EDMONTON	T	2-2	18-33-11-9	13,100
72	Mar. 16	PITTSBURGH	L	3-6	18-34-11-9	**19,250
73	Mar. 17	TORONTO	L	3-5	18-35-11-9	16,205
74	Mar. 20	@Montreal	T	3-3	18-35-12-9	20,080
75	Mar. 21	@Toronto	W	3-1	19-35-12-9	19,309
76	Mar. 23	WASHINGTON	W	4-1	20-35-12-9	14,354
77	Mar. 28	MONTREAL	T	2-2	20-35-13-9	14,239
78	Mar. 30	TAMPA BAY	L	2-4	20-36-13-9	15,937
79	Apr. 2	BUFFALO	L	3-5	20-37-13-9	13,211
80	Apr. 3	@Philadelphia	W	2-1	21-37-13-9	19,565
81	Apr. 5	@Washington	L	0-3	21-38-13-9	14,727
82	Apr. 7	NY RANGERS	W	3-0	22-38-13-9	18,389





RECORD: 22-44-10-6 (60 POINTS)

GENERAL MANAGER: BILL TORREY/

CHUCK FLETCHER (INTERIM)

COACH: DUANE SUTTER/MIKE KEENAN

EASTERN CONFERENCE FINISH: 14TH

SOUTHEAST DIVISION FINISH: 4TH

CAPTAIN: PAUL LAUS/PAVEL BURE

*Indicates Rookie

2001-02

NO	POS	NAME	GP	G	A	PTS	+/-	PIM	PP	SH	GW	GT	SHTS	PCTG	
44	D	Sandis Ozolinsh	FLA	37	10	19	29	-3	24	2	0	1	0	101	9.9
		CAR	46	4	19	23	-4	34	1	0	0	0	71	5.6	
		Total	83	14	38	52	-7	58	3	0	1	0	172	8.1	
10	RW	#Pavel Bure	FLA	56	22	27	49	-14	56	9	1	1	1	238	9.2
22	LW	*Kristian Huselius	FLA	79	23	22	45	-4	14	6	1	3	0	169	13.6
18	LW	Marcus Nilson	FLA	81	14	19	33	-14	55	6	1	2	0	147	9.5
28	C	Jason Wiemer	FLA	70	11	20	31	-4	178	5	1	1	0	115	9.6
39	RW	Ivan Novoseltsev	FLA	70	13	16	29	-10	44	1	1	5	0	109	11.9
12	C	Olli Jokinen	FLA	80	9	20	29	-16	98	3	1	0	1	153	5.9
24	D	Robert Svehla	FLA	82	7	22	29	-19	87	3	0	0	0	119	5.9
14	LW	*Niklas Hagman	FLA	78	10	18	28	-6	8	0	1	2	0	134	7.5
25	C	Viktor Kozlov	FLA	50	9	18	27	-16	20	6	0	1	0	143	6.3
20	RW	Valeri Bure	FLA	31	8	10	18	-3	12	2	0	1	0	100	8.0
45	D	Brad Ference	FLA	80	2	15	17	-13	254	0	0	0	0	65	3.1
26	RW	*Pierre Dagenais	FLA	26	7	1	8	-5	4	2	0	0	2	47	14.9
		NJ	16	3	3	6	-5	4	1	0	1	0	30	10.0	
		Total	42	10	4	14	-10	8	3	0	1	2	77	13.0	
16	C	#Kevyn Adams	FLA	44	4	8	12	-3	28	0	0	1	0	71	5.6
43	C	Byron Ritchie	FLA	31	5	6	11	-2	34	2	0	0	1	55	9.1
		CAR	4	0	0	0	0	0	2	0	0	0	5	0	
		Total	35	5	6	11	-2	36	2	0	0	1	60	8.3	
55	D	Igor Ulanov	FLA	14	0	4	4	-3	11	0	0	0	0	9	0
		NYR	39	0	6	6	-4	53	0	0	0	0	17	0	
		Total	53	0	10	10	-7	64	0	0	0	0	26	0	
11	LW	#Bill Lindsay	FLA	63	4	7	11	-11	117	0	0	1	0	63	6.3
4	D	#Bret Hedican	FLA	31	3	7	10	-4	12	0	0	0	0	46	6.5
8	LW	Peter Worrell	FLA	79	4	5	9	-15	354	0	0	1	0	65	6.7
29	D	#Darren Van Impe	FLA	36	1	6	7	3	31	1	0	1	0	27	3.7
3	D	Paul Laus	FLA	45	4	3	7	1	157	0	1	0	0	39	10.3
26	D	#Dan Boyle	FLA	25	3	3	6	-1	12	1	0	0	0	31	9.7
49	D	Lance Ward	FLA	68	1	4	5	-20	131	0	0	0	0	39	2.6
17	C	Ryan Johnson	FLA	29	1	3	4	-5	10	0	0	0	0	24	4.2
38	LW	*Eric Beaudoin	FLA	8	1	3	4	-2	4	0	0	1	0	11	9.1
5	D	#Jeff Norton	FLA	29	0	4	4	-5	8	0	0	0	0	13	0
21	RW	Denis Shvidki	FLA	8	1	2	3	-4	2	0	0	0	0	11	9.0
19	C	*Stephen Weiss	FLA	7	1	1	2	0	0	1	0	0	0	15	6.7
2	D	Lance Pitlick	FLA	35	1	1	2	-14	12	0	0	0	0	15	6.7
32	LW	*Ryan Jardine	FLA	8	0	2	2	0	2	0	0	0	0	6	0
42	D	Brad Norton	FLA	22	0	2	2	-2	45	0	0	0	0	6	0
36	D/W	Joey Tetarenko	FLA	38	1	0	1	-5	123	0	0	0	0	10	10.0
37	G	Trevor Kidd	FLA	33	0	1	1	0	0	0	0	0	0	0	0
1	G	Roberto Luongo	FLA	58	0	1	1	0	2	0	0	0	0	0	0
23	D	*Kyle Rossiter	FLA	2	0	0	0	-1	2	0	0	0	0	0	0
42	C	Matt Herr	FLA	3	0	0	0	-2	0	0	0	0	0	1	0
31	G	Wade Flaherty	FLA	4	0	0	0	0	0	0	0	0	0	0	0
33	RW	*David Morisset	FLA	4	0	0	0	-7	5	0	0	0	0	2	0
29	D	*Lukas Krajcek	FLA	5	0	0	0	0	0	0	0	0	0	3	0
23	RW	*Rocky Thompson	FLA	6	0	0	0	0	12	0	0	0	0	1	0
41	C	*Nick Smith	FLA	15	0	0	0	-1	0	0	0	0	0	2	0

GOALTENDERS	GP	W	L	T	GAA	MINS	EN	SO	GA	SA	SV%	G	A	PIM
Roberto Luongo	58	30	2.77	16	33	4	4	4	140	1653	.915	0	1	2
Wade Flaherty	4	245	2.94	2	1	1	0	0	12	148	.919	0	0	0
Trevor Kidd	33	1683	3.21	4	16	5	4	1	90	857	.895	0	1	0
Fla Totals	82	4987	3.01	22	50	10	8	5	250	2666	.906			

**Denotes Home Sellout

GAME	DATE	OPPONENT	RESULT	SCORE	RECORD	ATTENDANCE
1	Oct. 4	@ Philadelphia	L	2-5	0-1-0-0	19,545
2	Oct. 6	NY ISLANDERS	L	0-3	0-2-0-0	**19,250
3	Oct. 7	@ Tampa Bay	W	5-0	1-2-0-0	12,658
4	Oct. 10	OTTAWA	L	0-2	1-3-0-0	14,651
5	Oct. 13	PHILADELPHIA	L	2-5	1-4-0-0	16,547
6	Oct. 16	@ Vancouver	T-OT	2-2	1-4-1-0	16,859
7	Oct. 18	@ Calgary	L	1-3	1-5-1-0	15,093
8	Oct. 20	@ Edmonton	L	2-6	1-6-1-0	16,839
9	Oct. 24	WASHINGTON	L-OT	3-4	1-6-1-1	14,064
10	Oct. 26	LOS ANGELES	W	3-2	2-6-1-1	18,093
11	Oct. 28	@ Pittsburgh	T-OT	2-2	2-6-2-1	16,449
12	Oct. 30	@ NY Islanders	L	2-3	2-7-2-1	9,271
13	Oct. 31	@ NY Rangers	W	3-1	3-7-2-1	17,114
14	Nov. 3	NY RANGERS	L	3-5	3-8-2-1	18,238
15	Nov. 7	PITTSBURGH	W	2-0	4-8-2-1	16,164
16	Nov. 10	PHILADELPHIA	L-OT	2-3	4-8-2-2	17,977
17	Nov. 12	BUFFALO	L	3-5	4-9-2-2	13,392
18	Nov. 14	TORONTO	L	2-3	4-10-2-2	15,374
19	Nov. 16	@ Buffalo	W	2-0	5-10-2-2	17,568
20	Nov. 17	@ Montreal	L-OT	0-1	5-10-2-3	19,923
21	Nov. 19	@ Toronto	L	1-5	5-11-2-3	19,219
22	Nov. 21	ANAHEIM	W	6-0	6-11-2-3	15,232
23	Nov. 24	NEW JERSEY	L	1-5	6-12-2-3	18,875
24	Nov. 27	@ Colorado	L	1-4	6-13-2-3	18,007
25	Nov. 29	@ Minnesota	L	0-6	6-14-2-3	18,064
26	Dec. 1	ATLANTA	L	2-5	6-15-2-3	15,032
27	Dec. 5	COLUMBUS	W	2-0	7-15-2-3	13,419
28	Dec. 8	CAROLINA	L	2-3	7-16-2-3	15,774
29	Dec. 12	@ Carolina	L	1-4	7-17-2-3	10,281
30	Dec. 14	@ New Jersey	W	3-2	8-17-2-3	14,211
31	Dec. 15	@ NY Islanders	W	3-1	9-17-2-3	13,315
32	Dec. 17	@ NY Rangers	L	2-4	9-18-2-3	17,784
33	Dec. 19	WASHINGTON	W	5-2	10-18-2-3	15,245
34	Dec. 22	ST. LOUIS	L	0-2	10-19-2-3	17,504
35	Dec. 26	@ Atlanta	T-OT	3-3	10-19-3-3	14,051
36	Dec. 28	BOSTON	L	1-7	10-20-3-3	17,391
37	Dec. 29	TORONTO	W	4-2	11-20-3-3	**19,250
38	Dec. 31	ATLANTA	W	4-3	12-20-3-3	14,164
39	Jan. 2	@ Los Angeles	L	1-3	12-21-3-3	17,006
40	Jan. 4	@ Anaheim	W	2-1	13-21-3-3	10,696
41	Jan. 5	@ San Jose	L	0-6	13-22-3-3	17,496

42	Jan. 7	@ Washington	W	2-1	14-22-3-3	17,295
43	Jan. 9	DALLAS	L	2-3	14-23-3-3	15,225
44	Jan. 11	OTTAWA	L	2-4	14-24-3-3	14,105
45	Jan. 12	WASHINGTON	L	0-1	14-25-3-3	15,519
46	Jan. 16	CHICAGO	L	0-3	14-26-3-3	14,341
47	Jan. 18	@ Dallas	W	3-2	15-26-3-3	18,532
48	Jan. 19	ATLANTA	L	1-6	15-27-3-3	15,292
49	Jan. 21	MONTREAL	W	7-5	16-27-3-3	14,722
50	Jan. 23	NEW JERSEY	L	1-3	16-28-3-3	15,969
51	Jan. 25	@ Carolina	T-OT	1-1	16-28-4-3	18,730
52	Jan. 26	@ Boston	L	2-4	16-29-4-3	17,565
53	Jan. 30	PHOENIX	L	1-3	16-30-4-3	17,191
54	Feb. 4	NY ISLANDERS	T-OT	6-6	16-30-5-3	14,030
55	Feb. 6	TAMPA BAY	L	2-3	16-31-5-3	13,684
56	Feb. 7	@ Tampa Bay	W	3-1	17-31-5-3	14,911
57	Feb. 9	@ Boston	L	1-4	17-32-5-3	17,565
58	Feb. 12	@ Nashville	L	0-1	17-33-5-3	14,025
59	Feb. 13	@ Chicago	L	4-5	17-34-5-3	15,197
60	Feb. 26	@ Washington	L	3-4	17-35-5-3	15,803
61	Feb. 27	DETROIT	L-OT	2-3	17-35-5-4	**19,250
62	Mar. 2	@ Tampa Bay	L	2-3	17-36-5-4	16,684
63	Mar. 5	@ Pittsburgh	L-OT	5-6	17-36-5-5	12,652
64	Mar. 8	EDMONTON	W	5-4	18-36-5-5	15,914
65	Mar. 9	NASHVILLE	T-OT	2-2	18-36-6-5	15,378
66	Mar. 13	CALGARY	T-OT	3-3	18-36-7-5	13,868
67	Mar. 15	BUFFALO	W	5-2	19-36-7-5	15,571
68	Mar. 17	@ Ottawa	L	0-2	19-37-7-5	16,405
69	Mar. 20	MONTREAL	L	1-4	19-38-7-5	14,609
70	Mar. 21	@ Carolina	L	2-3	19-39-7-5	15,088
71	Mar. 23	BOSTON	L	1-3	19-40-7-5	16,403
72	Mar. 25	@ New Jersey	L	1-3	19-41-7-5	15,014
73	Mar. 26	@ Montreal	W	2-1	20-41-7-5	20,388
74	Mar. 28	@ Ottawa	W	4-3	21-41-7-5	14,352
75	Mar. 30	NY RANGERS	L	2-4	21-42-7-5	**19,250
76	Apr. 3	PITTSBURGH	W	3-2	22-42-7-5	15,614
77	Apr. 5	@ Buffalo	L	1-3	22-43-7-5	17,217
78	Apr. 6	@ Toronto	T-OT	2-2	22-43-8-5	19,373
79	Apr. 8	@ Philadelphia	T-OT	4-4	22-43-9-5	19,517
80	Apr. 10	@ Atlanta	T-OT	4-4	22-43-10-5	13,747
81	Apr. 12	CAROLINA	L	1-3	22-44-10-5	**19,250
82	Apr. 14	TAMPA BAY	L-OT	2-3	22-44-10-6	18,219

ONE UNDER THE SUN



REGULAR SEASON RECORDS



RECORD: 24-36-13-9 (70 POINTS)
GENERAL MANAGER: RICK DUDLEY

COACH: MIKE KEENAN SOUTHEAST DIVISION FINISH: 4TH
EASTERN CONFERENCE FINISH: 13TH CAPTAIN: NO CAPTAIN

NO	POS	NAME	GP	G	A	PTS	+/-	PIM	PP	SH	GW	GTSHTS	PCTG
12	C	Olli Jokinen	FLA	81	36	29	65	-17	79	13	3	6	0 240 15.0
25	RW	Viktor Kozlov	FLA	74	22	34	56	-8	18	7	1	1	1 232 9.5
22	LW	Kristian Huselius	FLA	78	20	23	43	-6	20	3	0	3	3 187 10.7
18	LW	Marcus Nilson	FLA	82	15	19	34	2	31	7	1	0	0 187 8.0
16	C	Matt Cullen	ANA	50	7	14	21	-4	12	1	0	1	0 77 9.1
			FLA	30	6	6	12	-4	22	2	1	1	0 54 11.1
			TOTAL	80	13	20	33	-8	34	3	1	2	0 131 9.9
39	RW	Ivan Novoseltsev	FLA	78	10	17	27	-16	30	1	0	0	0 115 8.7
27	RW	*Jaroslav Bednar	LA	15	0	9	9	3	4	0	0	0	0 29 0.0
			FLA	52	5	13	18	-2	14	2	0	1	2 66 7.6
			TOTAL	67	5	22	27	-1	18	2	0	1	2 95 5.3
20	RW	#Valeri Bure	FLA	46	5	21	26	-11	10	3	0	2	0 150 3.3
44	D	#Sandis Ozolinsh	FLA	51	7	19	26	-16	40	5	0	2	0 83 8.4
14	LW	Niklas Hagman	FLA	80	8	15	23	-8	20	2	0	0	0 132 6.1
9	C	*Stephen Weiss	FLA	77	6	15	21	-13	17	0	0	2	0 87 6.9
4	D	*Jay Bouwmeester	FLA	82	4	12	16	-29	14	2	0	0	2 110 3.6
6	D	Andreas Lilja	LA	17	0	3	3	5	14	0	0	0	0 13 0.0
			FLA	56	4	8	12	8	56	0	0	0	0 59 6.8
			TOTAL	73	4	11	15	13	70	0	0	0	0 72 5.6
56	D	Ivan Majesky	FLA	82	4	8	12	-18	92	0	0	2	0 52 7.7
7	D	Pavel Trnka	ANA	24	3	6	9	2	6	1	0	0	0 33 9.1
			FLA	22	0	3	3	-1	24	0	0	0	0 25 0.0
			TOTAL	46	3	9	12	-1	30	1	0	0	0 58 5.2
34	D	Mathieu Biron	FLA	34	1	8	9	-18	14	0	1	0	0 52 1.9
32	LW	Stephane Matteau	FLA	52	4	4	8	-9	27	0	0	0	0 47 8.5
45	D	#Brad Ference	FLA	60	2	6	8	2	118	0	0	0	0 41 4.9
36	D	#Dmitry Yushkevich	FLA	23	1	6	7	-12	14	0	0	0	0 23 4.3
17	C	#Ryan Johnson	FLA	58	2	5	7	-13	26	0	0	0	0 54 3.7
21	RW	Denis Shvidki	FLA	23	4	2	6	-7	12	2	0	1	0 29 13.8
8	LW	Peter Worrell	FLA	63	2	3	5	-14	193	0	0	0	0 52 3.8
29	LW	Jeff Toms	FLA	8	2	2	4	2	4	0	0	1	0 12 16.7
49	RW/D	#Lance Ward	FLA	36	3	1	4	-4	78	0	0	1	0 34 8.8
		Mike Van Ryn	STL	20	0	3	3	3	8	0	0	0	0 21 0.0
			FLA	0	0	0	0	0	0	0	0	0	0 0 0.0
			TOTAL	20	0	3	3	3	8	0	0	0	0 21 0.0
19	C	Byron Ritchie	FLA	30	0	3	3	-4	19	0	0	0	0 29 0.0
5	D	Branislav Mezei	FLA	11	2	0	2	-2	10	0	0	1	0 10 20.0
55	D	Igor Ulanov	FLA	56	1	1	2	7	39	0	0	0	0 20 5.0
29	D	Igor Kravchuk	FLA	7	0	1	1	-3	4	0	0	0	0 8 0.0
23	RW	*Juraj Kolnik	FLA	10	0	1	1	1	0	0	0	0	0 14 0.0
38	LW	Eric Beaudoin	FLA	15	0	1	1	-7	25	0	0	0	0 11 0.0
15	RW	Jim Campbell	FLA	1	0	0	0	0	0	0	0	0	0 3 0.0
28	D	Jamie Rivers	FLA	1	0	0	0	-2	2	0	0	0	0 2 0.0
		Pascal Trepanier	NSH	1	0	0	0	0	0	0	0	0	0 1 0.0
			FLA	0	0	0	0	0	0	0	0	0	0 0 0.0
			TOTAL	1	0	0	0	0	0	0	0	0	0 1 0.0
36	RW	#Joey Tetarenko	FLA	2	0	0	0	-1	4	0	0	0	0 2 0.0
33	D	*Kyle Rossiter	FLA	3	0	0	0	-2	0	0	0	0	0 0 0.0
26	RW	Pierre Dagenais	FLA	9	0	0	0	-1	4	0	0	0	0 5 0.0
24	LW	Darcy Hordichuk	PHX	25	0	0	0	-1	82	0	0	0	0 5 0.0
			FLA	3	0	0	0	-1	15	0	0	0	0 2 0.0
			TOTAL	28	0	0	0	-2	97	0	0	0	0 7 0.0

**Denotes Home Sellout

GAME	DATE	OPPONENT	RESULT	SCORE	RECORD	ATTENDANCE
1	10/10	TAMPA BAY	L-OT	3-4	0-0-0-1	18,013
2	10/12	@Atlanta	W	5-4	1-0-0-1	18,545
3	10/15	@Minnesota	L	1-4	1-1-0-1	18,064
4	10/17	@Chicago	L	1-4	1-2-0-1	10,192
5	10/19	@Columbus	L	1-4	1-3-0-1	17,424
6	10/21	ATLANTA	W	3-2	2-3-0-1	12,144
7	10/23	@Toronto	W	4-1	3-3-0-1	18,781
8	10/24	@NY Islanders	L	3-5	3-4-0-1	12,234
9	10/26	WASHINGTON	T	1-1	3-4-1-1	14,913
10	10/28	TAMPA BAY	L	1-6	3-5-1-1	13,244
11	10/30	@Dallas	W	3-2	4-5-1-1	18,532
12	11/2	ATLANTA	L	1-3	4-6-1-1	13,722
13	11/6	PITTSBURGH	W	4-3	5-6-1-1	14,244
14	11/7	@Washington	L-OT	1-2	5-6-1-2	15,604
15	11/9	CALGARY	W	3-0	6-6-1-2	14,794
16	11/11	CHICAGO	T	2-2	6-6-2-2	12,974
17	11/13	@Philadelphia	T	1-1	6-6-3-2	18,834
18	11/14	@Ottawa	L-OT	2-3	6-6-3-3	13,323
19	11/16	SAN JOSE	L	7-3	6-7-3-3	16,322
20	11/19	@Atlanta	L-OT	3-4	6-7-3-4	9,012
21	11/20	NY ISLANDERS	T	3-3	6-7-4-4	14,444
22	11/22	@Phoenix	T	3-3	6-7-5-4	11,377
23	11/24	@Anaheim	T	4-4	6-7-6-4	13,254
24	11/27	@Los Angeles	W	5-2	7-7-6-4	16,782
25	11/30	VANCOUVER	L	2-5	7-8-6-4	15,313
26	12/4	CAROLINA	W	4-2	8-8-6-4	10,944
27	12/6	@Carolina	W	2-0	9-8-6-4	17,006
28	12/7	EDMONTON	L	0-4	9-9-6-4	14,144
29	12/10	PHILADELPHIA	L	2-5	9-10-6-4	12,622
30	12/13	NY ISLANDERS	T	3-3	9-10-7-4	14,344
31	12/18	TORONTO	T	2-2	9-10-8-4	12,413
32	12/20	@Buffalo	W	3-0	10-10-8-4	10,752
33	12/21	@Boston	T	3-3	10-10-9-4	13,208
34	12/23	NASHVILLE	L-OT	2-3	10-10-9-5	13,344
35	12/27	DALLAS	L	0-4	10-11-9-5	**19,250
36	12/28	NY RANGERS	L-OT	1-2	10-11-9-6	**19,250
37	12/30	@NY Islanders	L-OT	1-2	10-11-9-7	15,238
38	1/1	@New Jersey	W	2-1	11-11-9-7	13,044
39	1/2	@Colorado	W	4-1	12-11-9-7	18,007
40	1/4	@Vancouver	L	2-3	12-12-9-7	18,422
41	1/8	DETROIT	L-OT	1-2	12-12-9-8	**19,250
42	1/10	NEW JERSEY	L	1-2	12-13-9-8	16,144
43	1/11	@Washington	L	2-12	12-14-9-8	16,687
44	1/13	@New Jersey	L	2-6	12-15-9-8	10,191
45	1/15	BOSTON	W	3-0	13-15-9-8	13,844
46	1/18	PITTSBURGH	W	3-0	14-15-9-8	18,313
47	1/20	MONTREAL	L	2-3	14-16-9-8	**19,250
48	1/22	OTTAWA	L	1-2	14-17-9-8	13,944
49	1/24	@Carolina	L	1-3	14-18-9-8	15,346
50	1/25	CAROLINA	W	3-2	15-18-9-8	16,122
51	1/28	@Montreal	L	3-6	15-19-9-8	20,025
52	1/30	@Detroit	T	2-21	15-19-10-8	20,058
53	2/5	TORONTO	L	0-615	20-10-8	13,944
54	2/6	@Pittsburgh	W	6-016	20-10-8	12,231
55	2/8	TAMPA BAY	T	4-416	20-11-8	14,522
56	2/12	NY RANGERS	L	1-316	21-11-8	15,834
57	2/14	BOSTON	L-OT	5-616	21-11-9	14,813
58	2/15	WASHINGTON	L	1-216	22-11-9	16,144
59	2/18	@Montreal	W	3-017	22-11-9	21,026
60	2/20	@Ottawa	W	4-318	22-11-9	15,250
61	2/22	@Philadelphia	W	4-219	22-11-9	19,433
62	2/24	BUFFALO	T	2-219	22-12-9	11,944
63	2/26	ANAHEIM	L	1-219	23-12-9	14,644
64	2/27	@Tampa Bay	L	1-319	24-12-9	14,192
65	3/1	@NY Rangers	L	2-519	25-12-9	18,200
66	3/3	@Toronto	W	2-120	25-12-9	19,294
67	3/5	COLORADO	L	1-320	26-12-9	15,913
68	3/7	@Atlanta	W	2-121	26-12-9	14,224
69	3/8	BUFFALO	L	0-421	27-12-9	**19,250
70	3/10	@NY Rangers	W	2-122	27-12-9	18,200
71	3/12	MONTREAL	L	0-422	28-12-9	15,844
72	3/15	@Boston	L	1-422	29-12-9	15,576
73	3/16	@Pittsburgh	W	4-223	29-12-9	16,958
74	3/19	MINNESOTA	L	1-323	30-12-9	15,344
75	3/22	OTTAWA	L	1-323	31-12-9	18,613
76	3/24	NEW JERSEY	L	1-423	32-12-9	16,644
77	3/26	@Buffalo	L	1-223	33-12-9	11,235
78	3/27	@St. Louis	L	1-223	34-12-9	19,903
79	3/29	@Tampa Bay	T	1-123	34-13-9	19,420
80	4/1	@Washington	L	0-323	35-13-9	17,745
81	4/4	CAROLINA	W	4-124	35-13-9	16,544
82	4/6	PHILADELPHIA	L	2-624	36-13-9	**19,250





RECORD: 28-35-15-4 (75 POINTS)
GENERAL MANAGER: RICK DUDLEY

COACH: MIKE KEENAN/RICK DUDLEY/JOHN TORCHETTI
EASTERN CONFERENCE FINISH: 13TH CAPTAIN: NO CAPTAIN
SOUTHEAST DIVISION FINISH: 4TH

*Indicates Rookie

2003-04

NO	POS	NAME	GP	G	A	PTS	+/-	PIM	PP	SH	GW	GT	SHTS	PCTG		
12	C	Olli Jokinen	FLA 82	26	32	58	-16	81	8	2	8	1	280	9.3		
8	RW	#Valeri Bure	FLA 55	20	25	45	0	20	8	0	4	1	175	11.4		
26	D	Mike Van Ryn	FLA 79	13	24	37	-16	52	6	1	0	1	136	9.6		
22	LW	Kristian Huselius	FLA 76	10	21	31	-6	24	2	0	2	1	168	6.0		
9	C	Stephen Weiss	FLA 50	12	17	29	-10	10	3	0	2	1	82	14.6		
25	RW	#Viktor Kozlov	FLA 48	11	16	27	-4	16	3	1	1	1	117	9.4		
13	RW	Juraj Kolnik	FLA 53	14	11	25	-7	14	2	0	1	0	100	14.0		
14	LW	Niklas Hagman	FLA 75	10	13	23	-5	22	0	1	2	0	122	8.2		
16	C	*Nathan Horton	FLA 55	14	8	22	-5	57	6	1	0	0	81	17.3		
4	D	Jay Bouwmeester	FLA 61	2	18	20	-15	30	0	0	0	0	85	2.4		
17	C	Matt Cullen	FLA 56	6	13	19	-2	24	1	0	2	0	75	8.0		
18	LW	#Marcus Nilson	FLA 69	6	13	19	-9	26	1	1	1	1	110	5.5		
2	D	Lyle Odelein	FLA 82	4	12	16	-7	88	2	0	0	0	67	6.0		
7	D	Pavel Trnka	FLA 67	3	13	16	2	51	1	0	0	0	66	4.5		
28	RW	Donald Audette	MTL 23	3	5	8	-4	16	0	0	0	0	41	7.3		
			FLA 28	6	7	13	-9	22	5	0	0	0	66	9.1		
		TOTAL	51	9	12	21	-13	38	5	0	0	0	107	8.4		
34	D	Mathieu Biron	FLA 57	3	10	13	-13	51	0	0	1	0	75	4.0		
19	C	Byron Ritchie	FLA 50	5	6	11	-10	84	0	0	2	0	65	7.7		
11	RW	Mikael Samuelsson	FLA 37	3	6	9	0	35	0	0	1	0	50	6.0		
40	C	Vaclav Nedorost	FLA 32	4	3	7	-6	12	2	0	0	0	38	10.5		
6	D	Andreas Lilja	FLA 79	3	4	7	-8	90	0	0	0	0	79	3.8		
23	D	*Lukas Krajicek	FLA 18	1	6	7	-2	12	1	0	0	0	16	6.3		
5	D	Branislav Mezei	FLA 45	0	7	7	-4	80	0	0	0	0	26	0		
38	LW	Eric Beaudoin	FLA 30	2	4	6	-6	12	0	0	0	0	30	6.7		
39	RW	#Ivan Novoseltsev	FLA 17	1	4	5	-6	8	0	0	0	0	25	4.0		
27	RW	Christian Berglund	NJ 23	2	3	5	-4	4	0	0	0	0	33	6.1		
			FLA 10	3	1	4	-2	10	0	0	0	0	17	17.6		
		TOTAL	33	5	4	9	-6	14	0	0	0	0	50	10.0		
24	LW	Darcy Hordichuk	FLA 57	3	1	4	-10	158	0	0	1	0	27	11.1		
29	LW	Eric Messier	FLA 21	0	3	3	-2	16	0	0	0	0	13	0		
20	C	#Craig MacDonald	FLA 34	0	3	3	-5	25	0	0	0	0	42	0		
1	G	Roberto Luongo	FLA 72	0	3	3	0	2	0	0	0	0	0	0		
20	RW	*Kamil Piro	ATL 14	0	1	1	-3	4	0	0	0	0	10	0		
			FLA 3	1	0	1	-1	0	1	0	0	0	1	100.0		
		TOTAL	17	1	1	2	-4	4	1	0	0	0	11	9.1		
27	RW	#Jaroslav Bednar	FLA 13	1	1	2	2	4	0	0	0	0	19	5.3		
20	LW	*Josh Olson	FLA 5	1	0	1	1	0	0	0	0	0	6	16.7		
23	LW	Lee Goren	FLA 2	0	1	1	-4	0	0	0	0	0	1	0		
41	C	*Mike Green	FLA 11	0	1	1	0	2	0	0	0	0	7	0		
21	RW	Denis Shvidki	FLA 2	0	0	0	0	0	0	0	0	0	4	0		
33	D	*Kristian Kudroc	FLA 2	0	0	0	0	2	0	0	0	0	0	0		
44	C/LW	*Gregory Campbell	FLA 2	0	0	0	-1	5	0	0	0	0	0	0		
32	D	*Grant McNeill	FLA 3	0	0	0	0	5	0	0	0	0	0	0		
36	D	*Kyle Rossiter	FLA 4	0	0	0	-1	7	0	0	0	0	1	0		
15	RW	*Ty Jones	FLA 6	0	0	0	0	7	0	0	0	0	1	0		
		GOALTENDERS	GP	W	L	T	GAA	MIN	EN	SO	GA	SA	SV%	G	A	PIM
1		Roberto Luongo	72	25	33	14	2.43	4252	7	7	172	2475	.931	0	3	2
31		Steve Shields	16	3	6	1	3.44	732	0	0	42	346	.879	0	0	6
		FLA TOTALS	82	28	39	15	2.93	4984	7	7	214	2821	.922	0	3	8

**Denotes Home Sellout

GAME	DATE	OPPONENT	RESULT	SCORE	RECORD	ATTENDANCE
1	10/9	Carolina	W	3-1	1-0-0-0	17,212
2	10/11	Boston	T-OT	1-1	1-0-1-0	13,168
3	10/13	@ Carolina	T-OT	2-2	1-0-2-0	10,223
4	10/15	Phoenix	L	1-2	1-1-2-0	10,069
5	10/18	@ NY Islanders	L	1-2	1-2-2-0	16,295
6	10/20	@ NY Rangers	L	1-3	1-3-2-0	17,351
7	10/22	@ New Jersey	W	2-1	2-3-2-0	10,016
8	10/24	Minnesota	L	3-4	2-4-2-0	15,539
9	10/25	@ Atlanta	W	3-2	3-4-2-0	16,680
10	10/29	@ Philadelphia	L	1-5	3-5-2-0	18,961
11	10/30	@ Ottawa	W	3-2	4-5-2-0	17,086
12	11/1	San Jose	L	2-6	4-6-2-0	13,412
13	11/5	Los Angeles	L	2-3	4-7-2-0	13,276
14	11/7	Pittsburgh	W	6-3	5-7-2-0	18,161
15	11/8	@ St. Louis	L	0-2	5-8-2-0	18,484
16	11/11	Tampa Bay	W	4-0	6-8-2-0	13,214
17	11/13	@ New Jersey	L	1-3	6-9-2-0	10,202
18	11/15	@ Pittsburgh	W	3-2	7-9-2-0	11,004
19	11/16	@ Atlanta	L	2-5	7-10-2-0	13,523
20	11/19	NY Islanders	L	1-4	7-11-2-0	13,012
21	11/21	Atlanta	L	3-6	7-12-2-0	13,417
22	11/22	@ Washington	W-OT	3-2	8-12-2-0	15,002
23	11/24	Buffalo	W	2-1	9-12-2-0	12,927
24	11/26	NY Rangers	T-OT	3-3	9-12-3-0	19,076
25	11/28	@ Buffalo	L	3-4	9-13-3-0	15,776
26	11/29	@ Montreal	T-OT	1-1	9-13-4-0	20,428
27	12/3	Ottawa	L	0-4	9-14-4-0	11,520
28	12/6	Atlanta	L-OT	3-4	9-14-4-1	14,545
29	12/10	Boston	T-OT	1-1	9-14-5-1	17,465
30	12/12	Montreal	W	4-2	10-14-5-1	15,742
31	12/13	@ Nashville	T-OT	2-2	10-14-6-1	14,079
32	12/15	@ Detroit	L	1-4	10-15-6-1	20,066
33	12/17	Washington	T-OT	2-2	10-15-7-1	13,437
34	12/19	Dallas	W	1-0	11-15-7-1	14,623
35	12/22	@ Ottawa	L-OT	2-3	11-15-7-2	17,189
36	12/23	@ Toronto	L	2-5	11-16-7-2	19,360
37	12/27	Anaheim	W	3-2	12-16-7-2	18,007
38	12/29	Toronto	T-OT	4-4	12-16-8-2	**19,250
39	12/31	@ Tampa Bay	T-OT	2-2	12-16-9-2	15,234
40	1/2	Philadelphia	L	1-2	12-17-9-2	17,872
41	1/3	Columbus	W	1-0	13-17-9-2	15,87

42	1/8	@ Philadelphia	W-OT	4-3	14-17-9-2	19,221
43	1/10	@ Calgary	L	2-4	14-18-9-2	16,809
44	1/11	@ Vancouver	T-OT	2-2	14-18-10-2	18,630
45	1/13	@ Edmonton	L	2-4	14-19-10-2	16,839
46	1/17	Tampa Bay	W	2-1	15-19-10-2	**19,250
47	1/19	St. Louis	L-OT	1-2	15-19-10-3	15,202
48	1/21	Colorado	L	5-6	15-20-10-3	16,832
49	1/23	Washington	W	4-1	16-20-10-3	18,452
50	1/24	@ Boston	W	2-1	17-20-10-3	16,814
51	1/26	@ NY Rangers	L	2-5	17-21-10-3	17,741
52	1/28	Philadelphia	T-OT	3-1	21-21-11-3	17,227
53	1/31	@ NY Islanders	L	2-4	21-22-11-3	16,234
54	2/3	@ San Jose	L	0-3	21-23-11-3	14,438
55	2/4	@ Phoenix	W-OT	5-4	23-23-11-3	13,792
56	2/10	Montreal	W	2-1	23-23-11-3	17,104
57	2/12	Pittsburgh	W	5-1	23-23-11-3	15,863
58	2/14	@ Tampa Bay	L	2-3	23-24-11-3	18,888
59	2/16	@ Carolina	L	1-3	23-25-11-3	10,328
60	2/18	@ Buffalo	T-OT	1-2	23-26-11-3	13,110
61	2/20	@ Pittsburgh	W	2-0	25-26-11-3	11,917
62	2/21	@ Washington	T-OT	2-2	25-27-11-3	15,257
63	2/23	@ Boston	W	2-0	25-27-12-3	15,384
64	2/25	Toronto	W	4-0	25-27-13-3	18,561
65	2/27	Washington	L	1-4	26-27-13-3	**19,250
66	2/29	@ Chicago	T-OT	2-2	26-28-13-3	12,177
67	3/2	@ Washington	W	1-0	26-28-14-3	12,628
68	3/3	New Jersey	L	2-5	27-28-14-3	18,621
69	3/6	Tampa Bay	L	3-5	28-28-14-3	17,509
70	3/9	@ Toronto	L	0-5	28-29-14-3	19,335
71	3/11	@ Montreal	W-OT	3-2	29-29-14-3	21,273
72	3/13	NY Rangers	W-OT	3-2	29-30-14-3	**19,250
73	3/17	NY Islanders	W	6-4	29-30-14-3	15,107
74	3/19	@ Atlanta	L	2-3	30-30-14-3	17,116
75	3/20	Buffalo	L	1-2	31-30-14-3	18,504
76	3/23	New Jersey	L-OT	3-4	31-31-14-4	15,334
77	3/25	@ Carolina	L	2-3	32-31-14-4	12,521
78	3/27	Atlanta	L	0-3	32-32-14-4	17,204
79	3/29	Carolina	W	3-1	32-33-14-4	11,209
80	3/31	Ottawa	L	4-5	33-34-14-4	15,876
81	4/1	@ Tampa Bay	L	3-4	33-35-14-4	17,726
82	4/4	Carolina	T-OT	6-6	33-35-15-4	16,207

ONE UNDER THE SUN



REGULAR SEASON RECORDS



RECORD: 37-34-11 (85 POINTS)
GENERAL MANAGER: MIKE KEENAN

COACH: JACQUES MARTIN SOUTHEAST DIVISION FINISH: 4TH
EASTERN CONFERENCE FINISH: 11TH CAPTAIN: OLLI JOKINEN

2005-06

NO.	POS	PLAYER TEAM	GP	TOI	G	A	PTS	+/-	PIM	PP	SH	GW	GT	S	PCTG
12	C	Olli Jokinen FLA	82	20:29	38	51	89	14	88	14	1	9	4	351	10.8
25	C	Joe Nieuwendyk FLA	65	16:22	26	30	56	-2	46	7	0	3	1	195	13.3
15	C	Jozef Stumpel FLA	74	17:46	15	37	52	11	26	3	1	1	0	115	1.3
16	R	Nathan Horton FLA	71	16:53	28	19	47	8	89	3	0	1	0	162	17.3
4	D	Jay Bouwmeester FLA	82	25:29	5	41	46	1	79	0	0	0	0	189	2.6
23	L	Martin Gelin FLA	82	15:58	17	24	41	27	80	4	0	3	0	186	9.1
10	L	Gary Roberts FLA	58	16:45	14	26	40	4	51	4	0	1	0	122	11.5
77	C	Chris Gratton FLA	76	15:43	17	22	39	6	104	4	1	2	0	135	12.6
26	D	Mike Van Ryn FLA	80	22:35	8	29	37	15	90	3	0	2	1	154	5.2
13	R	Juraj Kolnik FLA	77	14:18	15	20	35	1	40	4	1	3	0	145	10.3
11	R	Jonathan Sim PHI	39	10:58	7	7	14	-6	28	4	0	2	0	80	8.8
		FLA Totals	3312:27		10	8	18	-1	26	4	0	3	0	91	11.0
		Totals	7211:39		17	15	32	-7	54	8	0	5	0	172	9.9
55	D	Ric Jackman PIT	49	18:21	6	22	28	-20	46	3	0	1	0	95	6.3
		FLA Totals	1514:03		1	1	2	0	6	0	0	0	0	25	4.0
		Totals	6417:20		7	23	30	-20	52	3	0	1	0	120	5.8
9	C	Stephen Weiss FLA	41	15:15	9	12	21	-2	22	5	0	1	1	74	12.2
85	L	*Rostislav Olesz FLA	59	14:51	8	13	21	-4	24	0	1	3	0	105	7.6
22	D	Sean Hill FLA	78	20:09	2	18	20	3	80	1	0	0	0	110	1.8
2	D	Lukas Krajcek FLA	67	18:30	2	14	16	3	50	2	0	0	0	89	2.2
20	D	Joel Kwiatkowski FLA	73	16:20	4	8	12	3	86	1	0	1	1	87	4.6
44	LW	*Gregory Campbell FLA	64	8:38	3	6	9	-11	40	0	0	0	0	59	5.1
22	R	#Kristian Huselius CGY	24	14:43	5	3	8	-11	4	2	0	0	0	57	8.8
7	D	Steve Montador CGY	7	11:49	1	0	1	0	11	0	0	0	0	13	7.7
		FLA Totals	5114:04		1	5	6	4	68	0	0	0	0	42	2.4
		Totals	5813:48		2	5	7	4	79	0	0	0	0	55	3.6
14	L	#Niklas Hagman FLA	30	13:59	2	4	6	-8	2	0	0	0	0	52	3.8
43	L	Serge Payer FLA	71	9:53	2	4	6	-7	26	0	0	0	0	70	2.9
21	D	Alexei Semenov EDM	11	10:49	1	1	2	-3	17	0	0	0	0	3	33.3
		FLA Totals	1612:33		1	1	2	-1	21	1	0	0	0	13	7.7
		Totals	2711:50		2	2	4	-4	38	1	0	0	0	16	12.5
42	C	Mikhail Yakubov CHI	10	12:00	1	2	3	0	8	0	0	1	0	11	9.1
		FLA Totals	137:49		0	1	1	-1	4	0	0	0	0	16	0.0
		Totals	239:38		1	3	4	-1	12	0	0	1	0	27	3.7
57	R	*Anthony Stewart FLA	10	7:12	2	1	3	2	2	1	0	0	0	16	12.5
33	D	#Eric Cairns FLA	23	7:48	0	1	1	1	37	0	0	0	0	11	0.0
51	R	*Rob Globke FLA	18	7:17	1	0	1	0	6	0	0	0	0	18	5.6
5	D	Branislav Mezei FLA	16	19:16	0	1	1	3	37	0	0	0	0	13	0
40	C	*Greg Jacina FLA	11	5:50	0	1	1	-1	4	0	0	0	0	10	0
33	D	Jamie Allison NSH	20	7:59	0	1	1	-6	45	0	0	0	0	3	0
		FLA Totals	77:11:48		0	0	0	0	11	0	0	0	0	4	0
		Totals	278:58		0	1	1	-6	56	0	0	0	0	7	0
7	D	Alexander Karpovtsev FLA	6	11:04	0	0	0	-3	4	0	0	0	0	4	0
37	C	#Petr Taticek FLA	3	5:50	0	0	0	0	0	0	0	0	0	3	0
No.	Goalender	GPI	MINS	AVG	W	L	OT	SO	GA	SA	SV%	G	A	PIM	
1	Roberto Luongo	754	304	472.97	35	30	9	4	213	2488	.914	0	3	2	
29	Jamie McLennan	176	77	503.01	2	4	2	0	34	906	.900	0	0	0	
	FLA TOTALS	92	4982	2.99	37	34	11	4	247	2848	.910	0	3	2	
1	GOALTENDERS	GP	W	L	T	GAA	MINS	EN	SO	GA	SA	SV%	G	A	PIM
30	Roberto Luongo	65	3627	2.71	20	34	7	7	6	164	2011	.918	0	0	4
	Jani Hurme	28	1376	2.88	4	11	6	0	1	66	707	.907	0	0	2
	FLA TOTALS	82	5021	2.83	24	45	13	7	7	237	2725	.913	0	0	6

*Indicates Rookie
#Indicates Traded Player

**Denotes Home Sellout

GAME	DATE	OPPONENT	RESULT	SCORE	RECORD	ATTENDANCE
1	10/05	Atlanta	W	2-0	01-00-00	**19,250
2	10/07	Tampa Bay	W	2-0	02-00-00	18,512
3	10/08	@ Tampa Bay	L	1-2	02-01-00	20,933
4	10/10	@ NY Islanders	W	3-1	03-01-00	11,256
5	10/13	Boston	L	2-5	03-02-00	15,617
6	10/15	Buffalo	W	3-2	04-02-00	17,426
7	10/17	@ NY Rangers	L	0-4	04-03-00	16,351
8	10/18	@ New Jersey	L	3-4	04-04-00	11,166
9	10/20	Washington	W	3-2	05-04-00	11,716
10	10/25	@ Pittsburgh	OTW	4-3	06-04-00	14,636
11	10/27	@ Philadelphia	OTL	4-5	06-04-01	19,533
12	10/31	@ Toronto	LY	1-2	06-05-01	19,143
13	11/01	@ Montreal	OTL	4-5	06-05-02	21,273
14	11/03	@ Boston	L	1-4	06-06-02	15,102
15	11/05	@ Carolina	L	0-2	06-07-02	16,015
16	11/09	NY Rangers	SOL	3-4	06-07-03	16,406
17	11/11	Carolina	L	0-1	06-08-03	17,124
18	11/12	@ Philadelphia	L	4-5	06-09-03	19,654
19	11/15	@ Montreal	OTL	3-4	06-09-04	21,273
20	11/17	@ Ottawa	L	1-4	06-10-04	18,650
21	11/19	NY Islanders	L	3-5	06-11-04	16,763
22	11/23	New Jersey	L	1-5	06-12-04	15,203
23	11/25	Pittsburgh	W	6-3	07-12-04	18,124
24	11/26	@ Atlanta	L	4-7	07-13-04	14,032
25	11/28	Toronto	L	1-2	07-14-04	11,215
26	12/01	Washington	W	3-2	08-14-04	10,092
27	12/03	Chicago	OTW	4-3	09-14-04	17,212
28	12/05	Ottawa	L	3-6	09-15-04	10,883
29	12/07	@ Dallas	L	3-4	09-16-04	17,377
30	12/08	@ San Jose	L	2-6	09-17-04	16,007
31	12/10	@ Los Angeles	L	1-3	09-18-04	16,827
32	12/13	Nashville	W	7-3	10-18-04	14,827
33	12/15	Detroit	OTW	3-2	11-18-04	17,716
34	12/17	@ Atlanta	L	1-2	11-19-04	14,086
35	12/18	@ Washington	W	3-2	12-19-04	10,829
36	12/22	Buffalo	W	4-1	13-19-04	17,823
37	12/23	@ Carolina	L	3-4	13-20-04	15,444
38	12/26	Philadelphia	SOL	2-3	13-20-05	18,791
39	12/28	Boston	W	6-4	14-20-05	18,904
40	12/30	Montreal	W	2-1	15-20-05	**19,250
41	01/01	@ Buffalo	W	2-1	16-20-05	18,690
Game	Date	Opponent	Result	Score	Record	Attendance

42	01/03	@ New Jersey	L	0-3	16-21-05	10,039
43	01/04	@ NY Islanders	OTL	3-4	16-21-06	10,285
44	01/07	@ NY Rangers	L	0-4	16-22-06	18,200
45	01/08	@ Washington	SOW	4-3	17-22-06	11,407
46	01/12	St. Louis	W	3-1	18-22-06	15,081
47	01/14	Columbus	OTL	4-5	18-22-07	17,991
48	01/19	@ Phoenix	L	3-6	18-23-07	13,195
49	01/21	@ Anaheim	L	0-1	18-24-07	17,011
50	01/24	@ Tampa Bay	OTW	3-2	19-24-07	19,900
51	01/25	Carolina	SOL	3-4	19-24-08	12,517
52	01/27	New Jersey	W	4-0	20-24-08	18,506
53	01/30	Toronto	L	2-4	20-25-08	16,802
54	02/03	Atlanta	W	5-2	21-25-08	17,146
55	02/04	@ Atlanta	L	4-6	21-26-08	18,652
56	02/07	@ Washington	W	5-0	22-26-08	15,852
57	02/11	@ Buffalo	L	3-5	22-27-08	18,690
58	02/28	@ Tampa Bay	W	8-2	23-27-08	19,805
59	03/02	Montreal	L	0-1	23-28-08	16,701
60	03/03	@ Carolina	L	2-5	23-29-08	18,094
61	03/06	@ Atlanta	SOL	3-4	23-29-09	12,702
62	03/08	Ottawa	W	6-2	24-29-09	15,196
63	03/10	Carolina	W	5-3	25-29-09	13,941
64	03/11	Carolina	OTW	4-3	26-29-09	16,862
65	03/15	Philadelphia	L	0-4	26-30-09	15,614
66	03/17	NY Islanders	W	4-2	27-30-09	16,444
67	03/18	@ Washington	SOW	4-3	28-30-09	15,042
68	03/20	Tampa Bay	OTW	6-5	29-30-09	13,071
69	03/22	Washington	W	3-2	30-30-09	14,802
70	03/24	NY Rangers	SOW	3-2	31-30-09	18,851
71	03/27	@ Boston	SOW	4-3	32-30-09	13,665
72	03/29	@ Pittsburgh	W	5-3	33-30-09	14,024
73	03/31	@ Carolina	L	2-3	33-31-09	17,693
74	04/01	Tampa Bay	W	4-2	34-31-09	18,109
75	04/03	@ Tampa Bay	L	1-4	34-32-09	19,802
76	04/05	Atlanta	L	2-5	34-33-09	13,207
77	04/07	Pittsburgh	L	1-5	34-34-09	14,776
78	04/09	Tampa Bay	W	6-3	35-34-09	13,046
79	04/11	@ Toronto	OTL	5-6	35-34-10	19,371
80	04/13	@ Ottawa	OTW	5-4	36-34-10	19,173
81	04/15	Washington	SOL	1-2	36-34-11	17,842
82	04/18	Atlanta	OTW	2-1	37-34-11	17,228





RECORD: 35-31-16 (86 POINTS)
GENERAL MANAGER: JACQUES MARTIN

COACH: JACQUES MARTIN SOUTHEAST DIVISION FINISH: 3RD
EASTERN CONFERENCE FINISH: 12TH CAPTAIN: OLLI JOKINEN

*Indicates Rookie
#Indicates Traded Player

2006-07

NO.	POS	PLAYER	TEAM	GP	TOI	G	A	PTS	+/-	PIM	PP	SH	GW	-T	S	PCTG
12	C	Olli Jokinen	FLA	82	20:31	39	52	91	18	78	9	1	8	1	351	11.1
16	L	Nathan Horton	FLA	82	18:03	31	31	62	15	61	7	1	3	1	217	14.3
15	R	Jozef Stumpel	FLA	73	19:07	23	34	57	2	22	9	2	4	0	131	17.6
9	C	Stephen Weiss	FLA	74	17:06	20	28	48	-1	28	10	0	1	0	176	11.4
23	L	Martin Gelinac	FLA	82	13:25	14	30	44	7	36	7	0	1	1	171	8.2
4	D	Jay Bouwmeester	FLA	82	26:08	12	30	42	23	66	3	0	3	0		174
69	L	Ville Peltonen	FLA	72	16:25	17	20	37	7	28	4	0	0	0	145	11.7
77	C	Chris Gratton	FLA	81	12:05	13	22	35	1	94	1	0	1	0	131	9.9
24	D	Ruslan Salei	FLA	82	23:19	6	26	32	-13	102	2	0	0	0	148	4.1
85	L	Rostislav Olesz	FLA	75	15:30	11	19	30	2	28	2	0	2	0	164	6.7
26	D	Mike Van Ryn	FLA	78	21:08	4	25	29	-5	64	1	0	0	0	121	3.3
13	R	Juraj Kolnik	FLA	64	12:05	11	14	25	2	18	0	0	1	0	113	9.7
5	D	Bryan Allen	FLA	82	21:35	4	21	25	7	112	0	0	0	0	99	4
46	L	*David Booth	FLA	48	9:33	3	7	10	0	12	0	0	1	0	86	3.5
11	C	Gregory Campbell	FLA	79	10:33	6	3	9	-10	66	0	1	0	0	103	5.8
7	D	Steve Montador	FLA	72	13:08	1	8	9	1	119	0	0	0	0	88	1.1
25	C	Joe Nieuwendyk (Ret.)	FLA	15	13:23	5	3	8	-4	4	2	0	2	0	30	16.7
21	D	Alexei Semenov	FLA	23	12:22	0	5	5	9	28	0	0	0	0	23	
6	D	#Noah Welch	PIT	22	13:56	1	1	2	1	22	0	0	0	0	14	7.1
		FLA	2	13:56	1	0	1	3	2	0	0	0	0	4	25	
		Totals	24	13:56	2	1	3	4	24	0	0	0	0	18	11.1	
38	C	*Janis Sprukts	FLA	13	6:19	1	2	3	1	2	0	0	0	0	10	10
2	D	Branislav Mezei	FLA	45	15:57	0	3	3	5	55	0	0	0	0	24	
50	C	*Drew Larman	FLA	16	7:23	2	0	2	-3	2	0	0	0	0	15	13.3
54	C	*Kamil Kreps	FLA	14	11:13	1	1	2	-1	6	0	0	0	0	20	
51	R	*Rob Globke	FLA	19	6:04	0	1	1	-3	0	0	0	0	0	15	
57	R	*Anthony Stewart	FLA	10	6:51	0	1	1	1	2	0	0	0	0	0	8
47	D	*Martin Lojek	FLA	3	8:22	0	1	1	2	0	0	0	0	0	0	
40	C	*Greg Jacina	FLA	3	6:51	0	0	0	-1	2	0	0	0	0	2	0
44	R	#Todd Bertuzzi	FLA	7	15:59	1	6	7	-4	13	1	0	0	0	8	12.5
8	D	#Joel Kwiatkowski	FLA	41	9:48	5	5	10	-5	20	1	0	2	0	46	10.9
55	D	#Ric Jackman	FLA	7	13:41	1	0	1	-3	10	0	0	1	0	13	7.7
10	L	#Gary Roberts	FLA	50	16:43	13	16	29	5	71	2	0	3	0	94	13.8
No.	Goaltender	GPI	MINS	AVG	W	L	OT	SO	GA	SA	SV%	G	A	PIM		
20	Ed Belfour	583	289:17	2.77	27	17	0	10	1	152	1550	0.902	0	2	10	
35	Alex Auld	271	470:31	3.34	7	13	0	5	1	82	729	0.888	0	1	2	
31	Craig Anderson	5	216:53	2.21	1	1	0	1	0	8	116	0.931	0	0	0	
	FLA TOTALS	904	976:41	2.92	35	31	0	16	2	242	2395	0.9	0	3	12	

**Denotes Home Sellout

GAME	DATE	OPPONENT	RESULT	SCORE	RECORD	ATTENDANCE
1	10/6	BOSTON	W	8-3	1-0-0	19,250*
2	10/7	@ Atlanta	L	0-6	1-1-0	14,239
3	10/9	@ Toronto	L-SO	1-2	1-1-1	19,102
4	10/11	CAROLINA	W	6-3	2-1-1	14,312
5	10/13	TAMPA BAY	W	3-2	3-1-1	15,208
6	10/14	@ Tampa Bay	L	1-4	3-2-1	19,926
7	10/18	@ Washington	L	2-5	3-3-1	10,125
8	10/20	PHILADELPHIA	W	3-2	4-3-1	17,194
9	10/21	@ Atlanta	L	2-4	4-4-1	16,178
10	10/23	ATLANTA	L	3-6	4-5-1	13,102
11	10/25	@ NY Rangers	W	4-2	5-5-1	18,200
12	10/26	@ New Jersey	L	0-2	5-6-1	11,594
13	10/28	@ NY Islanders	L-SO	3-4	5-6-2	10,455
14	10/31	SAN JOSE	L	1-2	5-7-2	10,081
15	11/2	TORONTO	W	4-2	6-7-2	13,233
16	11/8	NY RANGERS	L-SO	3-4	6-7-3	16,893
17	11/10	@ Buffalo	L-OT	4-5	6-7-4	18,690
18	11/11	@ New Jersey	L	2-4	6-8-4	14,112
19	11/13	WASHINGTON	L	1-4	6-9-4	12,108
20	11/16	MONTREAL	W	5-1	7-9-4	13,506
21	11/18	NY ISLANDERS	L	1-4	7-10-4	16,833
22	11/20	@ Boston	W	3-2	8-10-4	11,742
23	11/22	TAMPA BAY	L	4-6	8-11-4	14,516
24	11/24	OTTAWA	L	4-6	8-12-4	16,544
25	11/25	@ Atlanta	L	0-1	8-13-4	17,053
26	11/28	@ Montreal	L-SO	0-1	8-13-5	21,273
27	11/30	@ Ottawa	L	0-6	8-14-5	17,814
28	12/2	ATLANTA	L	1-3	8-15-5	13,333
29	12/5	@ Pittsburgh	W	3-2	9-15-5	12,511
30	12/7	BUFFALO	W	3-1	10-15-5	15,385
31	12/9	@ NY Islanders	L-SO	4-5	10-15-6	12,825
32	12/10	@ NY Rangers	L	1-2	10-16-6	18,200
33	12/12	ANAHEIM	L	4-5	10-17-6	13,140
34	12/14	@ Buffalo	L	1-2	10-18-6	18,690
35	12/16	@ Boston	W	6-3	11-18-6	10,965
36	12/19	@ Toronto	W	7-3	12-18-6	19,444
37	12/21	NY RANGERS	W	3-2	13-18-6	17,556
38	12/23	CAROLINA	L-OT	2-3	13-18-7	16,147
39	12/26	@ Carolina	L	2-4	13-19-7	18,639
40	12/27	PHILADELPHIA	W	3-1	14-19-7	17,771
41	12/29	MONTREAL	W	3-1	15-19-7	**19,772

42	1/2	@ Edmonton	L	1-4	15-20-7	16,839
43	1/4	@ Calgary	L-OT	4-5	15-20-8	19,289
44	1/7	@ Vancouver	L-SO	3-4	15-20-9	18,630
45	1/10	PITTSBURGH	W	5-2	16-20-9	16,098
46	1/11	@ Carolina	L	4-6	16-21-9	13,552
47	1/13	WASHINGTON	W	7-3	17-21-9	15,061
48	1/16	CAROLINA	L-OT	2-3	17-21-10	10,317
49	1/18	TORONTO	L	2-3	17-22-10	12,242
50	1/20	@ Washington	W	4-1	18-22-10	13,877
51	1/27	NEW JERSEY	W	4-2	19-22-10	18,136
52	1/30	@ Pittsburgh	L	0-3	19-23-10	15,405
53	2/1	WASHINGTON	W	6-3	20-23-10	11,300
54	2/3	LOS ANGELES	L	0-7	20-24-10	15,108
55	2/6	@ Colorado	L-OT	4-5	20-24-11	17,065
56	2/8	@ Minnesota	L	2-4	20-25-11	18,568
57	2/10	PHOENIX	W	5-2	21-25-11	15,312
58	2/13	@ Montreal	W	1-0	22-25-11	21,273
59	2/14	@ Ottawa	L	0-4	22-26-11	18,561
60	2/17	TAMPA BAY	W-OT	5-4	23-26-11	17,813
61	2/20	@ Tampa Bay	L-SO	2-3	23-26-12	19,319
62	2/22	PITTSBURGH	L-OT	1-2	23-26-13	17,102
63	2/24	BOSTON	W	7-2	24-26-13	16,816
64	2/27	@ Washington	W-SO	6-5	25-26-13	10,979
65	3/1	DALLAS	W-OT	2-1	26-26-13	11,822
66	3/3	TAMPA BAY	W	6-2	27-26-13	17,299
67	3/6	@ Atlanta	L	2-4	27-27-13	12,566
68	3/8	@ Philadelphia	W	2-1	28-27-13	19,489
69	3/10	ATLANTA	W	3-2	29-27-13	17,927
70	3/13	@ Carolina	L	1-3	29-28-13	18,639
71	3/15	BUFFALO	L	3-5	29-29-13	18,111
72	3/17	NY ISLANDERS	W	8-5	30-29-13	17,078
73	3/20	@ Philadelphia	W	4-1	31-29-13	18,721
74	3/22	OTTAWA	L	2-4	31-30-13	14,202
75	3/24	NEW JERSEY	L-SO	3-4	31-30-14	16,101
76	3/27	@ Tampa Bay	W	5-2	32-30-14	18,856
77	3/28	ATLANTA	W-SO	3-2	33-30-14	12,864
78	3/30	WASHINGTON	W-OT	3-2	34-30-14	15,712
79	4/1	CAROLINA	L-OT	3-4	34-30-15	17,878
80	4/3	@ Washington	L	0-1	34-31-15	16,311
81	4/6	@ Tampa Bay	W	7-2	35-31-15	21,002
82	4/7	@ Carolina	L-OT	4-5	35-31-16	18,639

ONE UNDER THE SUN



REGULAR SEASON RECORDS



RECORD: 38-32-9 (85 POINTS)
GENERAL MANAGER: JACQUES MARTIN

COACH: JACQUES MARTIN SOUTHEAST DIVISION FINISH: 3RD
EASTERN CONFERENCE FINISH: 11TH CAPTAIN: OLLI JOKINEN

*Indicates Rookie
#Indicates Traded Player

2007-08

NO.	POS	PLAYER TEAM	GP	TOI	G	A	PTS	-/+	PIM	PP	SH	GW	S	PCTG
12	C	Olli Jokinen FLA	82	19:54	34	37	71	-19	67	18	0	5	341	9.97
16	C	Nathan Horton FLA	82	18:44	27	35	62	15	85	9	0	3	212	12.74
9	C	Stephen Weiss FLA	74	17:35	13	29	42	14	40	4	0	4	132	9.85
10	L	David Booth FLA	73	16:10	22	18	40	13	26	1	0	6	228	9.65
4	D	Jay Bouwmeester FLA	82	27:28	15	22	37	-5	72	4	0	0	182	8.24
53	C	Brett McLean FLA	67	16:14	14	23	37	-5	34	3	1	1	140	10.00
20	L	Richard Zednik FLA	54	17:35	15	11	26	-5	43	6	0	5	140	10.71
85	C	Rostislav Olesz FLA	56	17:03	14	12	26	3	16	5	0	2	139	10.07
54	C	*Kamil Krepis FLA	76	12:58	8	17	25	10	29	1	0	2	99	8.08
7	D	Steve Montador FLA	73	11:39	8	15	23	1	73	2	0	0	96	8.33
15	C	Jozef Stumpel FLA	52	17:22	7	13	20	-11	10	3	0	1	64	10.94
18	L	Ville Peltonen FLA	56	15:49	5	15	20	-2	20	1	0	0	108	4.63
11	C	Gregory Campbell FLA	81	12:26	5	13	18	-12	72	0	2	1	113	4.42
14	R	Radek Dvorak FLA	67	15:06	8	9	17	-1	16	0	1	1	146	5.48
21	D	Cory Murphy FLA	47	15:23	2	15	17	0	22	1	0	0	65	3.08
5	D	Bryan Allen FLA	73	21:17	0	14	16	5	67	0	0	0	67	2.99
6	D	Magnus Johansson FLA/CHI	45	15:45	3	14	14	-5	18	0	0	0	37	0.00
22	D	Jassen Cullimore FLA	65	18:04	2	10	13	21	38	0	0	1	55	5.45
3	D	Karlis Skrastins FLA/COL	60	18:36	2	3	5	-11	32	0	0	1	45	4.44
2	D	Branislav Mezei FLA	57	14:27	2	2	4	-13	64	0	0	0	38	5.26
41	C	Shawn Matthias FLA	4	13:07	1	0	2	-2	2	1	0	0	5	40.00
37	L	Tanner Glass FLA	41	4:25	0	1	2	-5	39	0	0	0	11	9.09
26	D	Mike Van Ryn FLA	20	17:48	1	2	1	-2	14	0	0	0	16	0.00
33	R	Wade Belak FLA	47	4:04	0	0	1	-2	78	0	0	0	17	5.88
57	C	Anthony Stewart FLA	26	6:08	0	1	1	-1	0	0	0	0	21	0.00
45	C	*David Brine FLA	9	6:02	0	1	1	-1	4	0	0	0	3	0.00
50	C	*Drew Larman FLA	6	5:59	0	1	0	1	2	0	0	0	1	0.00
51	C	*Rob Globke FLA	9	7:43	0	0	0	-3	2	0	0	0	4	0.00
17	C	Garth Murray FLA	7	6:13	0	0	0	0	19	0	0	0	3	0.00
64	L	*Stefan Meyer FLA	4	2:25	0	0	0	-1	0	0	0	0	0	0.00
27	D	Noah Welch FLA	4	8:04	0	0	0	1	7	0	0	0	0	0.00
47	D	*Martin Lojek FLA	2	6:08	0	0	0	-1	0	0	0	0	2	0.00

	GOALTENDERS	GP	MINS	AVG	W	L	OT	SO	GA	SA	SV%	G	A	PIM
29	Tomas Vokoun	69	4031	2.68	30	29	8	4	180	2213	.919	0	6	4
31	Craig Anderson	17	935	2.25	8	6	1	2	35	535	.935	0	1	2
	FLA TOTALS	86	4966	2.60	38	35	9	6	215	2748	.922	0	7	6

*Indicates Rookie

**Denotes Home Sellout

GAME	DATE	OPPONENT	RESULT	SCORE	RECORD	ATTENDANCE
1	10/4@	NY RANGERS	L	2-5	0-1-0	18,200
2	10/6	NEW JERSEY	L	1-4	0-2-0	**19,250
3	10/10	@ TAMPA BAY	L	1-2	0-3-0	18,540
4	10/11	NEW JERSEY	W	3-0	1-3-0	10,847
5	10/13	TAMPA BAY	W	6-4	2-3-0	15,801
6	10/16	@ MONTREAL	W	2-1	3-3-0	21,273
7	10/18	@ TORONTO	L	2-3	3-4-0	19,349
8	10/20	@ OTTAWA	L	1-4	3-5-0	19,904
9	10/24	PHILADELPHIA	W	4-3	4-5-0	12,856
10	10/26	BUFFALO	L	2-4	4-6-0	15,842
11	10/27	@ NASHVILLE	L	3-4	4-7-0	15,767
12	10/31	CAROLINA	W	4-2	5-7-0	10,063
13	11/2	@ BUFFALO	W	4-2	6-7-0	18,690
14	11/3	@ CAROLINA	L	2-4	6-8-0	17,547
15	11/5	TAMPA BAY	W	4-3	7-8-0	10,149
16	11/7	@ TAMPA BAY	L	1-3	7-9-0	16,526
17	11/9	ATLANTA	L	1-4	7-10-0	14,268
18	11/12	CAROLINA	L	3-4	7-11-0	12,715
19	11/13	@ ATLANTA	L-OT	2-3	7-11-1	12,599
20	11/15	WASHINGTON	W	2-1	8-11-1	12,101
21	11/17	@ CAROLINA	L	1-2	8-12-1	16,962
22	11/19@	WASHINGTON	W	4-3	9-12-1	13,411
23	11/21	@ COLUMBUS	W	5-2	10-12-1	13,326
24	11/23	NY RANGERS	W	3-2	11-12-1	**19,250
25	11/28@	WASHINGTON	W	2-1	12-12-1	10,526
26	11/29	BOSTON	L	3-4	12-13-1	14,926
27	12/1	WASHINGTON	L	1-2	12-14-1	14,333
28	12/5	OTTAWA	L	4-5	12-15-1	11,289
29	12/7	NY ISLANDERS	W	3-0	13-15-1	14,502
30	12/11	CALGARY	L-OT	1-2	13-15-2	12,499
31	12/13	@ ST. LOUIS	W	1-0	14-15-2	14,088
32	12/15	@ DETROIT	L	2-5	14-16-2	20,066
33	12/16	@ CHICAGO	W	3-1	15-16-2	12,926
34	12/18	@ MONTREAL	W	3-2	16-16-2	21,273
35	12/20	CAROLINA	W	5-4	17-16-2	15,061
36	12/22	TORONTO	L-OT	1-2	17-16-3	18,500
37	12/27	@ ATLANTA	W	5-3	18-16-3	16,080
38	12/28	MONTREAL	L	1-5	18-17-3	**19,838
39	12/30	PHILADELPHIA	L	0-1	18-18-3	18,767
40	1/2	@ NEW JERSEY	L	2-3	18-19-3	14,124
41	1/3@	NY ISLANDERS	W	4-3	19-19-3	11,428

42	1/5@	PITTSBURGH	L	0-3	19-20-3	17,090
43	1/8	PITTSBURGH	L	1-3	19-21-3	17,086
44	1/10	@ ATLANTA	W	3-2	20-21-3	14,805
45	1/12	TAMPA BAY	L	3-5	20-22-3	16,578
46	1/13	COLORADO	L-OT	3-4	20-22-4	13,854
47	1/16@	PHILADELPHIA	L	3-5	20-23-4	19,207
48	1/18@	NEW JERSEY	W	2-1	21-23-4	15,203
49	1/19@	WASHINGTON	L	3-5	21-24-4	16,973
50	1/22	OTTAWA	W	5-3	22-24-4	12,794
51	1/24	EDMONTON	L-OT	3-4	22-24-5	12,322
52	1/30	BUFFALO	L	0-1	22-25-5	14,024
53	2/1	VANCOUVER	W	4-3	23-25-5	17,523
54	2/2	@ TAMPA BAY	W	3-2	24-25-5	19,977
55	2/5	@ TORONTO	W	8-0	25-25-5	19,430
56	2/7	@ OTTAWA	L	4-5	25-26-5	19,435
57	2/9	@ BOSTON	W	6-3	26-26-5	16,893
58	2/10	@ BUFFALO	L	3-5	26-27-5	18,690
59	2/13	MONTREAL	L-OT	1-2	26-27-6	17,100
60	2/15	WASHINGTON	W	4-2	27-27-6	16,202
61	2/16	@ CAROLINA	L	4-5	27-28-6	17,737
62	2/19@	PITTSBURGH	L	2-3	27-29-6	17,075
63	2/21	BOSTON	L-OT	4-5	27-29-7	14,992
64	2/23@	PHILADELPHIA	W	2-1	28-29-7	19,629
65	2/24@	NY RANGERS	L	0-5	28-30-7	18,200
66	2/27	TORONTO	L-OT	3-4	28-30-8	14,557
67	2/29	MINNESOTA	L	2-3	28-31-8	16,927
68	3/2@	NY ISLANDERS	W	1-0	29-31-8	15,314
69	3/4	@ BOSTON	W	1-0	30-31-8	14,473
70	3/6	PITTSBURGH	W	5-2	31-31-8	17,012
71	3/8	ATLANTA	W	3-2	32-31-8	16,614
72	3/12	NY ISLANDERS	W	4-2	33-31-8	15,233
73	3/14	NY RANGERS	W	3-2	34-31-8	**19,321
74	3/16	ATLANTA	W	3-1	35-31-8	15,704
75	3/20	CAROLINA	L-OT	1-2	35-31-9	18,546
76	3/22	TAMPA BAY	W	4-2	36-31-9	18,502
77	3/25	@ TAMPA BAY	L	1-3	36-32-9	16,110
78	3/27	ATLANTA	L	2-3	36-33-9	17,301
79	3/29	WASHINGTON	L	0-3	36-34-9	17,832
80	4/1	@ ATLANTA	W	3-2	37-34-9	15,453
81	4/4	@ CAROLINA	W	4-3	38-34-9	18,680
82	4/5@	WASHINGTON	L	1-3	38-35-9	18,277





RECORD: 41-30-11 (93 POINTS)
GENERAL MANAGER: JACQUES MARTIN

COACH: PETER DEBOER SOUTHEAST DIVISION FINISH: 3RD
EASTERN CONFERENCE FINISH: 9TH CAPTAIN: NONE

*Indicates Rookie
#Indicates Traded Player

2008-09

NO.	POS	PLAYER	TEAM	GP	TOI	G	A	PTS	-/+	PIM	PP	SH	GW	S	PCTG	
9	C	Stephen Weiss	FLA	78	17:48	14	47	61	19	22	4	1	4	154	9.1	
10	L	David Booth	FLA	72	17:05	31	29	60	10	38	11	0	5	246	12.6	
61	L	Cory Stillman	FLA	63	16:35	17	32	49	1	37	8	0	2	115	14.8	
16	C	Nathan Horton	FLA	67	17:51	22	23	45	-5	48	5	1	5	131	16.8	
67	C	*Michael Frolik	FLA	79	14:48	21	24	45	10	22	1	0	2	158	13.3	
4	D	Jay Bouwmeester	FLA	82	26:59	15	27	42	-2	68	9	0	2	182	8.2	
24	D	Bryan McCabe	FLA	69	23:08	15	24	39	-1	41	8	0	3	153	9.8	
14	R	Radek Dvorak	FLA	81	16:26	15	21	36	0	42	0	4	3	136	11.0	
2	D	Keith Ballard	FLA	82	22:23	6	28	34	14	72	1	0	1	106	5.7	
20	R	Richard Zednik	FLA	70	15:35	17	16	33	2	46	3	0	4	153	11.1	
11	C	Gregory Campbell	FLA	77	16:47	13	19	32	0	76	1	0	1	135	9.6	
18	L	Ville Peltonen	FLA	79	15:15	12	19	31	6	31	0	0	1	121	9.9	
55	D	Steve Eminger	PHI/TB/FLA	71	21:36	5	21	26	-3	50	2	0	1	85	5.9	
44	D	Nick Boynton	FLA	68	16:35	5	16	21	7	91	0	0	1	104	4.8	
53	R	Brett McLean	FLA	80	12:25	7	12	19	-12	29	0	0	2	114	6.1	
28	C	Kamil Kreps	FLA	66	13:58	4	15	19	2	18	0	1	1	77	5.2	
3	D	Karlis Skrastins	FLA	80	20:33	4	14	18	9	30	0	0	0	55	7.3	
22	D	Jassen Cullimore	FLA	68	16:47	2	8	10	-10	37	0	0	0	52	3.8	
85	L	Rostislav Olesz	FLA	37	13:11	4	5	9	-5	8	0	0	0	69	5.8	
13	R	Anthony Stewart	FLA	59	7:38	2	5	7	-6	34	0	0	0	56	3.6	
74	L	Nick Tarnasky	NSH/FLA	45	7:19	1	6	7	-1	50	0	0	0	38	2.6	
32	R	*Michal Repik	FLA	5	7:31	2	0	2	1	0	0	0	0	7	28.6	
41	C	*Shawn Matthias	FLA	16	9:09	0	2	2	-3	2	0	0	0	11	0.00	
5	D	Bryan Allen	FLA	2	27:11	0	1	2	0	0	0	0	0	5	0.00	
71	L	*Kenndal McArdle	FLA	3	7:30	0	0	0	-1	2	0	0	0	1	0.00	
38	C	Janis Sprukts	FLA	1	12:19	0	0	0	0	0	0	0	0	1	0.00	
37	L	*Tanner Glass	FLA	3	6:45	0	0	0	0	7	0	0	0	1	0.00	
52	D	*Jason Garrison	FLA	1	11:57	0	0	0	0	0	0	0	0	0	0.00	
GOALTENDERS				GP	MIN	AVG	W	L	OT	SO	GA	SA	SV%	G	A	PIM
29		Tomas Vokoun		59	3324	2.49	26	23	6	6	138	1856	.926	0	1	2
31		Craig Anderson		31	1636	2.71	15	7	5	3	74	977	.924	0	1	2
FLA TOTALS				90	4960	2.56	41	30	11	9	212	2833	.925	0	2	4

*Indicates Rookie

**Denotes Home Sellout

GAME	DATE	OPPONENT	RESULT	SCORE	RECORD	ATTENDANCE
1	10/10	@ CAROLINA	L	4-6	00-01-00	18,680
2	10/11	ATLANTA	W-OT	3-2	01-01-00	18,401
3	10/16	MINNESOTA	L	2-6	01-02-00	12,106
4	10/18	NY ISLANDERS	W	2-0	02-02-00	16,087
5	10/20	@ MONTREAL	L	1-3	02-03-00	21,273
6	10/22	@ OTTAWA	W	3-1	03-03-00	18,952
7	10/24	SAN JOSE	W	4-3	04-03-00	15,232
8	10/25	@ ST. LOUIS	L	0-4	04-04-00	19,150
9	10/30	OTTAWA	L	1-2	04-05-00	13,567
10	11/01	@ NASHVILLE	L	2-3	04-05-01	14,909
11	11/02	@ ATLANTA	L	3-5	04-06-01	10,584
12	11/06	@ LOS ANGELES	L	2-3	04-07-01	11,267
13	11/08	@ PHOENIX	W	1-4	04-08-01	14,807
14	11/09	@ ANAHEIM	W	3-1	05-08-01	16,951
15	11/12	TAMPA BAY	W	4-0	06-08-01	12,104
16	11/14	DETROIT	L	2-3	06-09-01	18,637
17	11/18	@ TAMPA BAY	W-SO	4-3	07-09-01	16,176
18	11/20	@ NEW JERSEY	L	1-3	07-10-01	14,291
19	11/21	@ BOSTON	W	2-4	07-11-01	16,878
20	11/24	CAROLINA	L	3-2	08-11-01	11,117
21	11/26	NEW JERSEY	L-OT	2-3	08-11-02	14,932
22	11/28	NY RANGERS	L-SO	3-4	08-11-03	18,106
23	11/30	NY RANGERS	W	4-0	09-11-03	18,200
24	12/02	@ WASHINGTON	W	5-3	10-11-03	16,792
25	12/04	BUFFALO	W	2-1	11-11-03	13,123
26	12/04	BOSTON	L	0-3	11-12-03	16,213
27	12/08	@ OTTAWA	W-OT	4-3	12-12-03	17,947
28	12/11	@ EDMONTON	W	2-0	13-12-03	16,839
29	12/12	@ CALGARY	W-SO	3-2	14-12-03	19,289
30	12/14	@ VANCOUVER	L	3-5	14-13-03	18,630
31	12/18	@ CAROLINA	L-OT	1-2	14-13-04	14,533
32	12/21	COLORADO	W	3-0	15-13-04	16,132
33	12/23	NASHVILLE	W	3-0	16-13-04	14,703
34	12/26	TAMPA BAY	L-SO	3-4	16-13-05	16,961
35	12/27	TAMPA BAY	L	4-6	16-14-05	18,226
36	12/29	MONTREAL	L	2-5	16-15-05	**20,741
37	12/31	@ NY ISLANDERS	L	2-4	16-16-05	12,211
38	01/03	@ PITTSBURGH	W	6-1	17-16-05	17,042
39	01/04	@ MONTREAL	L-SO	5-6	17-16-06	21,273
40	01/06	@ TORONTO	W	4-2	18-16-06	19,197
41	01/08	CAROLINA	W	4-2	19-16-06	10,323
42	01/10	ATLANTA	W	8-4	20-16-06	14,323
43	01/16	PHILADELPHIA	L-SO	2-3	20-16-07	17,827
44	01/17	@ TAMPA BAY	W	4-3	21-16-07	17,217
45	01/19	BUFFALO	L-SO	2-3	21-16-08	12,480
46	01/21	DALLAS	L	1-4	21-17-08	11,200
47	01/27	PHILADELPHIA	W	3-2	22-17-08	13,904
48	01/29	MONTREAL	L	5-1	23-17-08	16,334
49	01/31	@ NY ISLANDERS	L	1-3	23-18-08	13,336
50	02/03	@ TORONTO	W-OT	4-3	24-18-08	19,095
51	02/05	NY ISLANDERS	W	3-2	25-18-08	14,206
52	02/07	@ WASHINGTON	L	1-3	25-19-08	18,277
53	02/10	TORONTO	W-OT	5-4	26-19-08	13,764
54	02/12	@ CAROLINA	W	5-0	27-19-08	18,680
55	02/13	NY RANGERS	W-SO	2-1	28-19-08	17,042
56	02/15	WASHINGTON	L	2-4	28-20-08	17,279
57	02/17	NEW JERSEY	W	4-0	29-20-08	14,514
58	02/19	CHICAGO	L	0-4	29-21-08	16,133
59	02/21	BOSTON	W	2-0	30-22-08	**19,343
60	02/24	@ BOSTON	L	1-6	30-22-08	16,781
61	02/26	@ NY RANGERS	W	2-1	31-22-08	18,200
62	02/28	@ NEW JERSEY	L	2-7	31-23-08	16,256
63	03/01	@ WASHINGTON	W	6-2	32-23-08	18,277
64	03/03	@ ATLANTA	W	4-3	33-23-08	10,329
65	03/05	PITTSBURGH	L	1-4	33-24-08	18,933
66	03/07	ST. LOUIS	W	5-3	34-24-08	17,591
67	03/10	@ PITTSBURGH	L-SO	3-4	34-24-09	17,132
68	03/12	@ BUFFALO	L	1-3	34-25-09	18,690
69	03/14	TAMPA BAY	L-SO	3-4	34-25-10	17,734
70	03/17	WASHINGTON	L	0-3	34-26-10	14,650
71	03/19	TORONTO	W	3-1	35-26-10	15,467
72	03/21	COLUMBUS	L	1-3	35-27-10	17,032
73	03/23	CAROLINA	L-OT	2-3	35-27-11	14,304
74	03/25	@ BUFFALO	L	3-5	35-28-11	18,690
75	03/26	PHILADELPHIA	W	4-2	36-28-11	19,631
76	03/28	@ DALLAS	W	6-3	37-28-11	18,532
77	03/31	OTTAWA	W	5-2	38-28-11	15,247
78	04/03	ATLANTA	L	1-3	38-29-11	15,945
79	04/05	PITTSBURGH	W	4-2	39-29-11	18,232
80	04/07	@ PHILADELPHIA	L	1-2	39-30-11	19,637
81	04/09	@ ATLANTA	W	3-2	40-30-11	15,738
82	04/11	WASHINGTON	W	7-4	41-30-11	18,527

ONE UNDER THE SUN



REGULAR SEASON RECORDS



RECORD: 32-37-11 (77 POINTS)
GENERAL MANAGER: RANDY SEXTON

COACH: PETER DEBOER SOUTHEAST DIVISION FINISH: 5TH
EASTERN CONFERENCE FINISH: 14TH CAPTAIN: BRYAN MCCABE

*Indicates Rookie
#Indicates Traded Player

2009-10

NO.	POS	PLAYER TEAM	GP	TOI	G	A	PTS	-/+	PIM	PP	SH	GW	S	PCTG	
9	C	Stephen Weiss FLA	79	19:59	28	32	60	-7	40	12	0	2	180	15.6	
16	C	Nathan Horton FLA	65	20:53	20	37	57	-1	42	7	2	4	159	12.6	
67	C	Michael Frolik FLA	82	17:28	21	22	43	-4	43	5	0	1	219	9.6	
24	D	Bryan McCabe FLA	82	23:19	8	35	43	-4	83	3	0	1	169	4.7	
27	C	Steven Reinprecht FLA	82	16:05	16	22	38	-1	18	3	0	1	124	12.9	
61	L	Cory Stillman FLA	58	17:34	15	22	37	-3	22	3	0	4	126	11.9	
14	R	Radek Dvorak FLA	76	17:26	14	18	32	-7	20	1	3	1	140	10.0	
85	L	Rostislav Olesz FLA	78	15:23	14	15	29	-4	28	3	0	3	178	7.9	
2	D	Keith Ballard FLA	82	22:24	8	20	28	-7	88	1	0	1	90	8.9	
4	D	Dennis Seidenberg FLA	62	22:54	2	21	23	-3	33	1	0	0	116	1.7	
44	D	Jordan Leopold FLA	61	22:25	7	11	18	-7	22	1	0	1	69	10.1	
19	C	Dominic Moore FLA	48	14:54	8	9	17	-7	35	2	1	0	81	9.9	
11	C	Gregory Campbell FLA	60	15:23	2	15	17	-5	53	0	0	1	84	2.4	
10	L	David Booth FLA	28	18:07	8	8	16	-3	23	0	0	1	95	8.4	
41	C	*Shawn Matthias FLA	55	10:47	7	9	16	-3	10	0	0	2	67	10.4	
43	D	*Dmitry Kulikov FLA	68	17:56	3	13	16	-5	32	1	0	0	87	3.4	
28	C	Kamil Kreps FLA	76	12:42	5	9	14	-7	18	1	0	1	83	6.0	
5	D	Bryan Allen FLA	74	19:09	4	9	13	-8	99	0	1	2	78	5.1	
52	D	*Jason Garrison FLA	39	15:08	2	6	8	5	23	0	0	0	24	8.3	
65	R	*Victor Oreskovich FLA	50	8:53	2	4	6	-8	26	0	0	0	55	3.6	
32	R	*Michal Repik FLA	19	8:34	3	2	5	1	6	0	0	0	23	13.0	
6	D	Ville Koistinen FLA	17	7:50	1	3	4	1	8	0	0	0	12	8.3	
74	L	Nick Tarnasky FLA	31	6:48	1	2	3	-5	85	0	0	0	19	5.3	
41	L	*Kenndal McArdle FLA	19	8:53	1	2	3	-4	29	0	0	0	10	10.0	
22	C	Jeff Taffe FLA	21	8:25	1	1	2	-1	4	0	0	0	18	5.6	
12	R	Byron Bitz FLA	7	11:37	1	1	2	1	2	0	0	0	7	14.3	
33	L	Steve MacIntyre FLA	18	3:10	0	1	1	-3	17	0	0	0	3	0.0	
5	D	Clay Wilson FLA	2	11:07	0	0	0	-5	0	0	0	0	0	0.0	
68	C	*Mike Duco FLA	10	7:43	0	0	0	-3	50	0	0	0	6	0.0	
63	R	*Evgeny Dadonov FLA	4	13:13	0	0	0	-1	0	0	0	0	4	0.0	
39	D	*Keaton Ellerby FLA	22	5:25	0	0	0	-1	2	0	0	0	5	0.0	
GOALTENDERS															
29		Tomas Vokoun	79	36:55	2.55	23	28	11	7	157	1924	.925	0	2	0
30		Scott Clemmensen	23	12:15	2.91	9	8	2	1	59	668	.912	0	0	0
35		*Alexander Salak	2	6:56	5.37	0	1	0	0	6	40	.850	0	0	0
FLA TOTALS			104	4976	3.61	32	37	13	8	222	2632	.896	0	2	0

**Denotes Home Sellout

GAME	DATE	OPPONENT	RESULT	SCORE	RECORD	ATTENDANCE
1	10/2	@ CHICAGO	W	4-3	1-0-0	12,056
2	10/3	@ CHICAGO	L	0-4	1-1-0	11,526
3	10/9	@ CAROLINA	L	2-7	1-2-0	13,597
4	10/10	NEW JERSEY	L	2-3	1-3-0	18,802
5	10/12	@ TAMPA BAY	L	2-3	1-4-0	14,126
6	10/16	PHILADELPHIA	W	4-2	2-4-0	12,607
7	10/21	BUFFALO	L	2-5	2-5-0	12,607
8	10/23	@ PITTSBURGH	L-SO	2-3	2-5-1	16,971
9	10/24	PHILADELPHIA	L	1-5	2-6-1	19,007
10	10/28	OTTOWA	L	3-4	2-7-1	12,596
11	10/30	@ DALLAS	W	6-5	3-7-1	16,824
12	10/31	@ ST LOUIS	W	4-0	4-7-1	17,943
13	11/04	CAROLINA	W	3-0	5-7-1	12,424
14	11/6	WASHINGTON	L	1-4	5-8-1	18,277
15	11/7	@ WASHINGTON	L	4-7	5-9-1	18,277
16	11/12	@ BOSTON	W	1-0	6-9-1	17,074
17	11/14	NY ISLANDERS	W	5-4	7-9-1	15,921
18	11/16	LOS ANGELES	L-SO	3-4	7-9-2	12,502
19	11/18	@ BUFFALO	W	6-2	8-9-2	18,546
20	11/20	@ DETROIT	W	2-1	9-9-2	18,634
21	11/21	NY RANGERS	W	3-2	10-9-2	18,200
22	11/23	PITTSBURGH	L-OT	2-3	10-9-3	17,021
23	11/25	NY RANGERS	L-SO	1-2	10-9-4	16,281
24	11/27	TORONTO	L	4-6	10-10-4	16,101
25	11/28	@ NASHVILLE	L	1-4	10-11-4	14,120
26	11/30	@ ATLANTA	L	3-4	10-12-4	10,310
27	12/2	COLORADO	W	6-5	11-12-4	12,403
28	12/3	@ WASHINGTON	L	2-6	11-13-4	18,277
29	12/5	ATLANTA	L-SO	1-2	11-13-5	13,291
30	12/7	EDMONTON	L-SO	2-3	11-13-6	11,469
31	12/9	@ COLUMBUS	L	0-3	11-14-6	12,800
32	12/11	@ NEW JERSEY	W	4-2	12-14-6	14,131
33	12/12	@ PITTSBURGH	L-OT	2-3	12-14-7	16,977
34	12/14	NY ISLANDERS	W	7-1	13-14-7	10,489
35	12/16	ATLANTA	W	4-3	14-14-7	11,672
36	12/18	CAROLINA	W	6-3	15-14-7	15,107
37	12/19	@ CAROLINA	L	2-3	15-15-7	12,758
38	12/21	PHILADELPHIA	W	4-1	16-15-7	19,323
39	12/23	NY RANGERS	L	1-4	16-16-7	18,200
40	12/27	BOSTON	L	1-2	16-17-7	18,799
41	12/31	MONTREAL	L	4-5	16-18-7	**19,851
42	1/3	PITTSBURGH	W	6-2	17-18-7	18,110
43	1/5	@ TORONTO	L	2-3	17-19-7	18,984
44	1/7	@ MONTREAL	L	0-2	17-20-7	21,273
45	1/9	@ OTTOWA	W	3-0	18-20-7	16,506
46	1/13	WASHINGTON	L-SO	4-5	18-20-8	14,776
47	1/14	@ TAMPA BAY	W	3-2	19-20-8	13,516
48	1/16	TAMPA BAY	W	5-2	20-20-8	15,971
49	1/18	ATLANTA	W	1-0	21-20-8	11,818
50	1/20	@ NEW JERSEY	L	0-2	21-21-8	12,931
51	1/21	NY ISLANDERS	L-SO	1-2	21-21-9	12,138
52	1/23	TORONTO	W	2-0	22-21-9	18,087
53	1/26	MONTREAL	W	2-1	23-21-9	17,104
54	1/29	WASHINGTON	L	1-4	23-22-9	18,277
55	1/31	NY ISLANDERS	W	2-0	24-22-9	16,023
56	2/1	ANAHEIM	L	0-3	24-23-9	10,843
57	2/5	CALGARY	L	1-2	24-24-9	19,781
58	2/6	@ ATLANTA	L	2-4	24-25-9	16,743
59	2/9	@ CAROLINA	L	2-4	24-26-9	18,393
60	2/7	VANCOUVER	L	0-3	24-27-9	13,787
61	2/13	BOSTON	L-SO	2-3	24-27-10	17,109
62	3/2	@ ATLANTA	L	2-4	24-28-10	13,818
63	3/3	PHILADELPHIA	W	7-4	25-28-10	15,878
64	3/6	CAROLINA	W	4-1	26-28-10	16,202
65	3/9	@ MINNESOTA	W	3-2	27-28-10	18,191
66	3/11	@ COLORADO	L	0-3	27-29-10	11,458
67	3/13	@ SAN JOSE	W	3-2	28-29-10	11,562
68	3/16	WASHINGTON	L	3-7	28-30-10	15,123
69	3/18	PHOENIX	L-SO	3-4	28-30-11	12,282
70	3/20	BUFFALO	L	1-3	28-31-11	18,217
71	3/21	TAMPA BAY	W	5-2	29-31-11	14,831
72	3/23	@ TORONTO	W	4-1	30-31-11	19,158
73	3/25	@ MONTREAL	L	1-4	30-32-11	21,273
74	3/27	@ OTTOWA	L	2-3	30-33-11	18,689
75	3/29	NASHVILLE	L-OT	2-3	30-33-12	13,679
76	3/31	@ BUFFALO	L	2-6	30-34-12	18,690
77	4/1	@ BOSTON	W	1-0	31-34-12	17,565
78	4/3	NY RANGERS	L	1-1	31-35-12	18,011
79	4/6	OTTOWA	L	2-5	31-36-12	11,790
80	4/8	NEW JERSEY	W	3-2	32-36-12	15,273
81	4/10	@ TAMPA BAY	L-SO	3-4	32-36-13	17,050
82	4/11	TAMPA BAY	L	1-3	32-37-13	15,884





RECORD: 30-40-12 (72 POINTS)
GENERAL MANAGER: DALE TALLON

COACH: PETER DEBOER SOUTHEAST DIVISION FINISH: 5TH
EASTERN CONFERENCE FINISH: 15TH CAPTAIN: BRYAN MCCABE

*Indicates Rookie
#Indicates Traded Player

2010-11

NO.	POS	PLAYER	TEAM	GP	TOI	G	A	PTS	+/-	PIM	PP	SH	GW	S	PCTG	
9	C	Stephen Weiss	FLA	78	17:48	14	47	61	19	22	4	1	4	154	9.1	
10	L	David Booth	FLA	72	17:05	31	29	60	10	38	11	0	5	246	12.6	
61	L	Cory Stillman	FLA	63	16:35	17	32	49	1	37	8	0	2	115	14.8	
16	C	Nathan Horton	FLA	67	17:51	22	23	45	-5	48	5	1	5	131	16.8	
67	C	*Michael Frolik	FLA	79	14:48	21	24	45	10	22	1	0	2	158	13.3	
4	D	Jay Bouwmeester	FLA	82	26:59	15	27	42	-2	68	9	0	2	182	8.2	
24	D	Bryan McCabe	FLA	69	23:08	15	24	39	-1	41	8	0	3	153	9.8	
14	R	Radek Dvorak	FLA	81	16:26	15	21	36	0	42	0	4	3	136	11.0	
2	D	Keith Ballard	FLA	82	22:23	6	28	34	14	72	1	0	1	106	5.7	
20	R	Richard Zednik	FLA	70	15:35	17	16	33	2	46	3	0	4	153	11.1	
11	C	Gregory Campbell	FLA	77	16:47	13	19	32	0	76	1	0	1	135	9.6	
18	L	Ville Peltonen	FLA	79	15:15	12	19	31	6	31	0	0	1	121	9.9	
55	D	Steve Eminger	PHI/TB/FLA	71	21:36	5	21	26	-3	50	2	0	1	85	5.9	
44	D	Nick Boynton	FLA	68	16:35	5	16	21	7	91	0	0	1	104	4.8	
53	R	Brett McLean	FLA	80	12:25	7	12	19	-12	29	0	0	2	114	6.1	
28	C	Kamil Kreps	FLA	66	13:58	4	15	19	2	18	0	1	1	77	5.2	
3	D	Karlis Skrastins	FLA	80	20:33	4	14	18	9	30	0	0	0	55	7.3	
22	D	Jassen Cullimore	FLA	68	16:47	2	8	10	-10	37	0	0	0	52	3.8	
85	L	Rostislav Olesz	FLA	37	13:11	4	5	9	-5	8	0	0	0	69	5.8	
13	R	Anthony Stewart	FLA	59	7:38	2	5	7	-6	34	0	0	0	56	3.6	
74	L	Nick Tarnasky	NSH/FLA	45	7:19	1	6	7	-1	50	0	0	0	38	2.6	
32	R	*Michal Repik	FLA	5	7:31	2	0	2	1	0	0	0	0	7	28.6	
41	C	*Shawn Matthias	FLA	16	9:09	0	2	-3	2	0	0	0	0	11	0.00	
5	D	Bryan Allen	FLA	2	27:11	0	1	2	0	0	0	0	0	5	0.00	
71	L	*Kenndal McArdle	FLA	3	7:30	0	0	0	-1	2	0	0	0	1	0.00	
38	C	Janis Sprukts	FLA	1	12:19	0	0	0	0	0	0	0	0	1	0.00	
37	L	*Tanner Glass	FLA	3	6:45	0	0	0	0	7	0	0	0	1	0.00	
52	D	*Jason Garrison	FLA	1	11:57	0	0	0	0	0	0	0	0	0	0.00	
GOALTENDERS				GP	MINS	AVG	W	L	OT	SO	GA	SA	SV%	G	A	PIM
29	Tomas Vokoun			59	3324	2.49	26	23	6	6	138	1856	.926	0	1	2
31	Craig Anderson			31	1636	2.71	15	7	5	3	74	977	.924	0	1	2
FLA TOTALS				90	4960	2.56	41	30	11	9	212	2833	.925	0	2	4

*Indicates Rookie

**Denotes Home Sellout

GAME	DATE	OPPONENT	RESULT	SCORE	RECORD	ATTENDANCE
1	10/10	@ EDMONTON	L	2-3	0-1-0	16,839
2	10/11	@ VANCOUVER	L	1-2	0-2-0	18,860
3	10/14	@ CALGARY	W	3-0	1-2-0	19,289
4	10/16	TAMPA BAY	W	6-0	2-2-0	17,040
5	10/21	DALLAS	L	1-4	2-3-0	11,580
6	10/23	NY ISLANDERS	W	4-3	3-3-0	15,071
7	10/26	@ TORONTO	L	1-3	3-4-0	19,239
8	10/28	@ OTTAWA	L	3-5	3-5-0	16,294
9	10/30	@ MONTREAL	W	3-1	4-5-0	21,273
10	11/03	ATLANTA	L	3-4	4-6-0	11,212
11	11/05	CAROLINA	W	7-4	5-6-0	14,761
12	11/06	@ CAROLINA	L	2-3	5-7-0	17,704
13	11/10	TORONTO	W	4-1	6-7-0	15,243
14	11/12	MINNESOTA	W	2-1	7-7-0	15,043
15	11/13	PHILADELPHIA	L	2-5	7-8-0	19,616
16	11/17	@ ATLANTA	W	2-1	8-8-0	10,168
17	11/18	@ BOSTON	L	0-4	8-9-0	17,565
18	11/20	NY ISLANDERS	W	4-1	9-9-0	9,157
19	11/22	PITTSBURGH	L	2-3	9-10-0	16,543
20	11/24	BOSTON	L	1-3	9-11-0	16,712
21	11/26	NY RANGERS	L	0-3	9-12-0	17,013
22	11/27	@ TAMPA BAY	W-SO	4-3	10-12-0	15,854
23	12/01	@ ANAHEIM	L	3-5	10-13-0	12,504
24	12/02	LOS ANGELES	L	2-3	10-14-0	17,720
25	12/04	@ PHOENIX	W-SO	2-1	11-14-0	10,334
26	12/09	COLORADO	W-OT	4-3	12-14-0	12,791
27	12/09	WASHINGTON	W	3-0	13-14-0	18,398
28	12/11	@ NASHVILLE	L	0-3	13-15-0	16,128
29	12/15	CAROLINA	L	3-4	13-16-0	14,651
30	12/17	BUFFALO	W	6-2	14-16-0	16,894
31	12/20	PHILADELPHIA	W	5-0	15-16-0	19,964
32	12/22	@ PITTSBURGH	L	2-5	15-17-0	18,238
33	12/23	@ BUFFALO	W	4-3	16-17-0	18,690
34	12/27	BOSTON	L-SO	2-3	16-17-1	**19,250
35	12/31	MONTREAL	L-OT	2-3	16-17-2	**20,072
36	01/02	NY RANGERS	W	3-0	17-17-2	16,752
37	01/03	@ CAROLINA	W-OT	4-3	18-17-2	16,637
38	01/05	ATLANTA	L	2-3	18-18-2	12,803
39	01/07	CAROLINA	L	3-5	18-19-2	14,262
40	01/08	WASHINGTON	L	2-3	18-20-2	18,398
41	01/11	WASHINGTON	W-OT	4-3	19-20-2	14,790

42	01/13	NASHVILLE	W	3-2	20-20-2	12,228
43	01/15	NEW JERSEY	W-OT	3-2	21-20-2	17,825
44	01/17	ATLANTA	L-SO	2-3	21-20-3	11,477
45	01/19	COLORADO	L-OT	2-3	21-20-4	11,629
46	01/21	TAMPA BAY	L-SO	1-2	21-20-5	17,328
47	01/23	@ NEW JERSEY	L	2-5	21-21-5	15,109
48	01/25	NY RANGERS	W	4-3	22-21-5	18,200
49	01/26	@ BOSTON	L	1-2	22-22-5	17,565
50	02/01	@ TORONTO	L-SO	3-4	22-22-6	19,018
51	02/02	@ MONTREAL	L	2-3	22-23-6	21,273
52	02/04	@ NEW JERSEY	W-OT	4-3	23-23-6	13,557
53	02/08	ST LOUIS	L	1-2	23-24-6	12,228
54	02/10	BUFFALO	L-OT	2-3	23-24-7	14,559
55	02/13	SAN JOSE	W	3-2	24-24-7	16,217
56	02/16	PHILADELPHIA	L	2-4	24-25-7	17,077
57	02/18	DETROIT	L	3-4	24-26-7	**19,947
58	02/19	@ TAMPA BAY	W-SO	3-2	25-26-7	18,710
59	02/21	@ NY ISLANDERS	L	1-5	25-27-7	13,720
60	02/23	@ OTTAWA	L	1-5	25-28-7	16,520
61	02/25	@ ATLANTA	W-SO	2-1	26-28-7	14,046
62	02/27	NEW JERSEY	L	1-2	26-29-7	16,592
63	03/01	@ CAROLINA	L	1-2	26-30-7	16,252
64	03/03	MONTREAL	L	0-4	26-31-7	**19,722
65	03/05	@ ATLANTA	L-OT	3-4	26-31-8	15,799
66	03/06	WASHINGTON	L-OT	2-3	26-31-9	15,685
67	03/08	CHICAGO	W	3-2	27-31-9	16,132
68	03/10	OTTAWA	L	1-2	27-32-9	12,310
69	03/12	TAMPA BAY	W-OT	4-3	28-32-9	16,607
70	03/15	PHILADELPHIA	L	2-3	28-33-9	17,377
71	03/17	TORONTO	W	4-0	29-33-9	16,970
72	03/19	NY ISLANDERS	L-SO	3-4	29-33-10	16,502
73	03/22	@ NY RANGERS	L	0-1	29-34-10	18,200
74	03/23	@ CHICAGO	L	0-4	29-35-10	21,713
75	03/25	@ BUFFALO	L	2-4	29-36-10	18,690
76	03/27	@ PITTSBURGH	L-SO	1-2	29-36-11	18,270
77	03/29	@ COLUMBUS	L-SO	2-3	29-36-12	11,670
78	03/31	OTTAWA	L	1-4	29-37-12	15,672
79	04/02	PITTSBURGH	L	2-4	29-38-12	18,178
80	04/06	WASHINGTON	L	2-5	29-39-12	18,398
81	04/08	@ TAMPA BAY	L	2-4	29-40-12	20,444
82	04/09	WASHINGTON	W	1-0	30-40-12	**18,371

ONE UNDER THE SUN



REGULAR SEASON RECORDS



RECORD: 38-26-18 (94 POINTS)
GENERAL MANAGER: DALE TALLON

COACH: KEVIN DINEEN SOUTHEAST DIVISION FINISH: 1ST
EASTERN CONFERENCE FINISH: 3RD CAPTAIN: NONE

*Indicates Rookie
#Indicates Traded Player

2011-12

NO.	POS	PLAYER TEAM	GP	TOI	G	A	PTS	-/+	PIM	PP	SH	GW	S	PCTG
14	L	Tomas Fleischmann FLA	82	19:05	27	34	61	-7	26	6	1	4	217	12.4
9	L	Stephen Weiss FLA	80	20:30	20	37	57	5	60	5	1	6	149	13.4
32	R	Kris Versteeg FLA	71	19:54	23	31	54	4	49	8	1	5	181	12.7
51	D	Brian Campbell FLA	82	26:53	4	49	53	-9	6	1	0	0	131	3.1
52	D	Jason Garrison FLA	77	23:41	16	17	33	6	32	9	0	3	168	9.5
82	R	Tomas Kopecky FLA	80	17:16	10	22	32	-8	32	2	0	2	143	7.0
26	R	Mikael Samuelsson FLA	48		13	15	28	2	14	6	0	1	125	10.4
7	D	Dmitry Kulikov FLA	58	21:51	4	24	28	-5	36	2	0	1	104	3.8
57	C	Marcel Goc FLA	57	17:37	11	16	27	5	10	3	0	1	97	11.3
18	C	Shawn Matthias FLA	79	13:48	10	14	24	-2	49	1	0	1	133	7.5
20	L	Sean Bergenheim FLA	62	16:24	17	6	23	-5	48	5	1	2	185	9.2
43	D	Mike Weaver FLA	82	20:19	0	16	16	-2	14	0	0	0	51	0.0
55	D	Ed Jovanovski FLA	66	16:41	3	10	13	-11	31	1	0	0	58	5.2
13	C	Mike Santorelli FLA	60	12:24	9	2	11	-10	18	2	0	1	117	7.7
12	L	Jack Skille FLA	46	11:57	4	6	10	-9	28	0	1	1	76	5.3
14	L	Wojtek Wolski FLA	22		4	5	9	-3	0	0	0	0	39	10.3
22	R	Matt Bradley FLA	45	10:52	3	5	8	-3	31	0	0	0	35	8.6
44	D	*Erik Gudbranson FLA	72	14:11	2	6	8	-19	78	0	0	0	76	2.6
16	L	Marco Sturm FLA	42		3	2	5	-3	10	0	0	0	45	0.0
21	L	Krystofer Barch FLA	41		2	3	5	2	91	0	0	0	22	5.7
19	L	Scottie Upshall FLA	26	12:43	2	3	5	-3	29	1	0	1	53	3.8
27	L	Michal Repik FLA	17	10:21	2	3	5	-3	6	1	0	0	35	5.7
4	D	Keaton Ellerby FLA	40	15:23	0	5	5	-3	10	0	0	0	45	0.0
10	C	John Madden FLA	31	11:58	3	0	3	-4	4	0	0	0	33	9.1
63	R	Evgenii Dadonov FLA	15	10:02	2	1	3	-4	2	0	0	0	21	9.5
23	D	Tyson Strachan FLA	15	14:20	1	2	3	1	5	0	0	0	14	7.1
8	L	Tim Kennedy FLA	27	11:08	1	1	2	-11	4	0	0	1	22	4.5
29	C	Bill Thomas FLA	7	8:44	1	0	1	0	0	0	0	0	9	11.1
36	C	Mark Cullen FLA	6	7:59	0	1	1	2	2	0	0	0	1	0.0
25	R	Jerred Smithson FLA	16		0	1	1	1	4	0	0	0	12	0.0
47	D	*Colby Robak FLA	3	12:34	0	0	0	0	0	0	0	0	1	0.0
73	C	Bracken Kearns FLA	5	7:14	0	0	0	10	0	0	0	0	0	0.0
34	D	Nolan Yonkman FLA	1	6:19	0	0	0	0	0	0	0	0	0	0.0
17	C	Jon Matsumoto FLA	1	5:04	0	0	0	0	0	0	0	0	0	0.0
37	C	Greg Rallo FLA	1	3:31	0	0	0	0	0	0	0	0	1	0.0

	GOALTENDERS	GP	MINS	AVG	W	L	OT	SO	GA	SA	SV%	G	A	PIM
60	Jose Theodore	53	3049	2.46	22	16	11	3	125	1502	.917	0	0	2
30	Scott Clemmensen	30	1566	2.57	14	6	6	1	67	773	.911	0	1	0
35	*Jacob Markstrom	7	383	2.66	2	4	1	0	17	222	.923	0	0	0
33	Brian Foster	1	5	0.00	0	0	0	0	0	1	1.000	0	0	0
	FLA TOTALS	91	5003	2.58	38	26	18	4	209	2498	.937	0	1	2

**Denotes Home Sellout

GAME	DATE	OPPONENT	RESULT	SCORE	RECORD	ATTENDANCE
1	10/08@	NY ISLANDERS	W	2-0	1-0-0	16,234
2	10/11@	PITTSBURGH	L	2-4	1-1-0	18,503
3	10/15	TAMPA BAY	W-SO	3-2	2-1-0	**18,352
4	10/17	@ TAMPA BAY	W	7-4	3-1-0	19,204
5	10/18@	WASHINGTON	L	0-3	3-2-0	18,506
6	10/20	BUFFALO	L	0-3	3-3-0	14,811
7	10/22 NY	ISLANDERS	W	4-2	4-3-0	15,411
8	10/24	@ MONTREAL	W	2-1	5-3-0	21,273
9	10/27	@ OTTAWA	L	3-4	5-4-0	18,165
10	10/29	@ BUFFALO	W	3-2	6-4-0	18,690
11	10/31	WINNIPEG	L-SO	3-4	6-4-1	11,855
12	11/03	CHICAGO	L-SO	2-3	6-4-2	15,929
13	11/06	TAMPA BAY	L-SO	3-4	6-4-3	15,066
14	11/08	@ TORONTO	W	5-1	7-4-3	19,414
15	11/10	@ WINNIPEG	W	5-2	8-4-3	15,004
16	11/13	PHILADELPHIA	L	2-3	8-5-3	15,215
17	11/15	@ DALLAS	W	6-0	9-5-3	10,175
18	11/17	@ ST LOUIS	L	1-4	9-6-3	17,642
19	11/19	PITTSBURGH	W	3-2	10-6-3	**18,071
20	11/21	NEW JERSEY	W	4-3	11-6-3	13,122
21	11/23	NY RANGERS	W	2-1	12-6-3	**17,461
22	11/25	TAMPA BAY	L-OT	1-2	12-6-4	**17,380
23	11/26	@ TAMPA BAY	L	1-5	12-7-4	17,841
24	11/29	@ CAROLINA	W	3-1	13-7-4	13,065
25	12/01@	LOS ANGELES	L	1-2	13-8-4	17,720
26	12/03	@ SAN JOSE	W	5-3	14-8-4	17,562
27	12/05	WASHINGTON	W	5-4	15-8-4	16,337
28	12/08	@ BOSTON	W	2-0	16-8-4	17,565
29	12/09	@ BUFFALO	L-OT	1-2	16-8-5	18,690
30	12/11@	NY RANGERS	L	1-6	16-9-5	18,200
31	12/13	NEW JERSEY	L-SO	2-3	16-9-6	14,669
32	12/16	CALGARY	W-SO	3-2	17-9-6	15,575
33	12/18	CAROLINA	W-OT	3-2	18-9-6	15,289
34	12/20	PHOENIX	L	1-2	18-10-6	**17,711
35	12/22	@ OTTAWA	L-OT	3-4	18-10-7	19,296
36	12/23	@ BOSTON	L	0-8	18-11-7	17,565
37	12/27	TORONTO	W	5-3	19-11-7	**20,406
38	12/30	NY RANGERS	L	1-4	19-12-7	**20,238
39	12/31	MONTREAL	W	3-5	20-12-7	**20,098
40	01/05@	NY RANGERS	L-OT	2-3	20-12-8	18,200
41	01/06@	NEW JERSEY	L	2-5	20-13-8	15,793

42	01/09	VANCOUVER	W	2-1	21-13-8	16,712
43	01/13	PITTSBURGH	L	1-4	21-14-8	**18,658
44	01/16	BOSTON	L-SO	2-3	21-14-9	**19,018
45	01/18	@ COLORADO	L-OT	1-3	21-14-10	13,465
46	01/20	@ CHICAGO	L	1-3	21-15-10	21,555
47	01/21	@ WINNIPEG	W-SO	4-3	22-15-10	15,004
48	01/24	PHILADELPHIA	L-SO	2-3	22-15-11	**17,737
49	02/01	WASHINGTON	W	4-2	23-15-11	15,231
50	02/03	WINNIPEG	W	2-1	24-15-11	16,773
51	02/04	@ TAMPA BAY	L	3-6	24-16-11	**19,204
52	02/07@	WASHINGTON	L	0-4	24-17-11	18,506
53	02/09	LOS ANGELES	W	3-1	25-17-11	14,929
54	02/11@	NEW JERSEY	W	3-1	26-17-11	14,938
55	02/12@	NY ISLANDERS	W	4-1	27-17-11	14,179
56	02/15	OTTAWA	L	2-6	27-18-11	14,038
57	02/17	WASHINGTON	L	1-2	27-19-11	**17,779
58	02/19	ANAHEIM	L	0-2	27-20-11	15,945
59	02/23	MINNESOTA	L-SO	2-3	27-20-12	13,892
60	02/25	@ CAROLINA	W-SO	3-2	28-20-12	18,680
61	02/26	MONTREAL	W	4-2	29-20-12	**18,108
62	02/28	@ TORONTO	W	5-3	30-20-12	19,420
63	03/01	@ WINNIPEG	L	0-7	30-21-12	15,004
64	03/03	NASHVILLE	L	1-3	30-22-12	15,904
65	03/04	OTTAWA	W	4-2	31-22-12	15,811
66	03/08@	PHILADELPHIA	L	0-5	31-22-12	19,675
67	03/09@	PITTSBURGH	L-OT	1-2	31-22-13	18,606
68	03/11	CAROLINA	W	2-0	32-22-13	15,081
69	03/13	TORONTO	W	5-2	33-22-13	**17,475
70	03/15	BOSTON	W	6-2	34-22-13	**19,004
71	03/17	BUFFALO	W-SO	3-2	35-22-13	16,827
72	03/20@	PHILADELPHIA	W	2-1	36-23-13	19,568
73	03/21	@ CAROLINA	L	1-3	36-24-13	18,680
74	03/23	EDMONTON	L-SO	1-2	36-24-14	16,214
75	03/25	NY ISLANDERS	L-SO	2-3	36-24-15	16,814
76	03/27	@ MONTREAL	W-SO	3-2	37-24-15	21,273
77	03/29	@ MINNESOTA	L-OT	2-3	37-24-16	16,214
78	03/30	@ COLUMBUS	L	1-4	37-25-16	17,994
79	04/01	@ DETROIT	L-SO	1-2	37-25-17	20,066
80	04/03	WINNIPEG	L-OT	4-5	37-25-18	17,760
81	04/05@	WASHINGTON	L	2-4	37-26-18	18,506
82	04/07	CAROLINA	W	4-1	38-26-18	**19,057





RECORD: 15-27-6 (36 POINTS)
GENERAL MANAGER: DALE TALLON

COACH: KEVIN DINEEN SOUTHEAST DIVISION FINISH: 5TH
EASTERN CONFERENCE FINISH: 15TH CAPTAIN: NONE

*Indicates Rookie
#Indicates Traded Player

2012-13

NO.	POS	PLAYER	TEAM	GP	TOI	G	A	PTS	-/+	PIM	PP	SH	GW	S	PCTG	
14	L	Tomas Fleischmann	FLA	48	18:44	12	23	35	-10	16	2	1	2	121	9.9	
11	C	Jonathan Huberdeau*FLA		48	16:55	14	17	31	-15	18	2	0	1	112	12.5	
82	R	Tomas Kopecky	FLA	47	17:41	15	12	27	-8	28	4	1	0	92	16.3	
51	D	Brian Campbell	FLA	48	26:25	8	19	27	-22	12	6	0	2	70	11.4	
18	C	Shawn Matthias	FLA	48	15:11	14	7	21	-8	16	2	1	1	106	13.2	
57	C	Marcel Goc	FLA	42	18:16	9	10	19	-6	8	4	0	1	92	9.8	
88	C	Peter Mueller	FLA	43	16:15	8	9	17	-11	18	2	0	0	131	6.1	
15	C	Drew Shore*	FLA	43	15:48	3	10	13	-10	14	1	1	1	96	3.1	
12	R	Jack Skille	FLA	40	13:19	3	9	12	-9	11	0	0	0	69	4.3	
7	D	Dimitri Kulikov	FLA	34	20:58	3	7	10	-5	22	2	0	2	52	5.8	
3	D	TJ Brennan	FLA													
17	D	Filip Kuba	FLA	44	21:13	1	9	10	-18	24	0	0	0	50	2.0	
43	D	Mike Weaver	FLA	27	20:08	1	8	9	-3	8	0	0	0	21	4.8	
19	L	Scottie Upshall	FLA	27	13:29	4	1	5	-8	25	1	0	1	54	7.4	
25	C	Jerred Smithson	FLA	35	10:39	2	3	5	-4	10	0	0	0	22	9.1	
27	R	Alex Kovalev	FLA	14	15:36	2	3	5	-1	6	1	0	1	21	9.5	
32	R	Kris Versteeg	FLA	10	16:53	2	2	4	-8	8	0	0	0	20	10.0	
9	D	Stephen Weiss	FLA	17	18:27	1	3	4	-13	25	1	0	0	19	5.3	
23	D	Tyson Strachan	FLA	38	18:57	0	4	4	-13	40	0	0	0	42	0.0	
44	D	Erik Gudbranson	FLA	32	18:44	0	4	4	-22	47	0	0	0	49	0.0	
13	C	Mike Santorelli	FLA	24	11:51	2	1	3	-7	2	0	0	0	21	9.5	
22	R	George Parros	FLA	39	6:36	1	1	2	-15	57	0	0	0	16	6.3	
27	C	Nick Bjugstad*	FLA	11	15:12	1	0	1	-8	2	0	0	0	17	5.9	
37	C	Greg Rallo	FLA	10	9:33	1	0	1	-3	2	1	0	0	10	10.0	
47	D	Colby Robak*	FLA	16	15:10	0	1	1	-1	17	0	0	0	15	0.0	
55	D	Ed Jovanovski	FLA	6	15:39	0	1	1	-4	0	0	0	0	6	0.0	
76	L	Eric Selleck*	FLA	2	7:55	0	1	1	2	17	0	0	0	2	0.0	
42	C	Quinton Howden*FLA		18	10:27	0	0	0	-11	2	0	0	0	22	0.0	
72	D	Alex Petrovic	FLA	6	18:46	0	0	0	-8	25	0	0	0	5	0.0	
34	D	Nolan Yonkman	FLA	7	9:46	0	0	0	-1	11	0	0	0	4	0.0	
75	C	Scott Timmins	FLA	5	10:35	0	0	0	-2	4	0	0	0	6	0.0	
52	C	Jonathan RheaultFLA		5	10:34	0	0	0	0	0	0	0	0	5	0.0	
62	D	Michael Caruso	FLA	2	7:55	0	0	0	-1	0	0	0	0	0	0	
GOALTENDERS				GP	MIN	AVG	W	L	OT	SO	GA	SA	SV%	G	A	PIM
35	Jacob Markstrom*			23	1266	3.22	8	14	1	0	68	685	.901	0	0	0
60	Jose Theodore			15	766	3.29	4	6	3	0	42	391	8.93	0	0	2
30	Scott Clemmensen			11	866	3.67	3	7	2	0	53	421	.874	0	0	0
FLA TOTALS				49	2898	3.39	15	27	6	0	163	1497	.891	0	0	2

**Denotes Home Sellout

GAME	DATE	OPPONENT	RESULT	SCORE	RECORD	ATTENDANCE
1	10/10	@ EDMONTON	L	2-3	0-1-0	16,839
2	10/10	@ VANCOUVER	L	1-2	0-2-0	18,860
3	10/14	@ CALGARY	W	3-0	1-2-0	19,289
4	10/16	TAMPA BAY	W	6-0	2-2-0	17,040
5	10/21	DALLAS	L	1-4	2-3-0	11,580
6	10/23	NY ISLANDERS	W	4-3	3-3-0	15,071
7	10/26	@ TORONTO	L	1-3	3-4-0	19,239
8	10/28	@ OTTAWA	L	3-5	3-5-0	16,294
9	10/30	@ MONTREAL	W	3-1	4-5-0	21,273
10	11/03	ATLANTA	L	3-4	4-6-0	11,212
11	11/05	CAROLINA	W	7-4	5-6-0	14,761
12	11/06	@ CAROLINA	L	2-3	5-7-0	17,704
13	11/10	TORONTO	W	4-1	6-7-0	15,243
14	11/12	MINNESOTA	W	2-1	7-7-0	15,043
15	11/13	@ PHILADELPHIA	L	2-5	7-8-0	19,616
16	11/17	@ ATLANTA	W	2-1	8-8-0	10,168
17	11/18	@ BOSTON	L	0-4	8-9-0	17,565
18	11/20	NY ISLANDERS	W	4-1	9-9-0	9,157
19	11/22	PITTSBURGH	L	2-3	9-10-0	16,543
20	11/24	BOSTON	L	1-3	9-11-0	16,712
21	11/26	NY RANGERS	L	0-3	9-12-0	17,013
22	11/27	@ TAMPA BAY	W-SO	4-3	10-12-0	15,854
23	12/01	@ ANAHEIM	L	3-5	10-13-0	12,504
24	12/02	@ LOS ANGELES	L	2-3	10-14-0	17,720
25	12/04	@ PHOENIX	W-SO	2-1	11-14-0	10,334
26	12/07	COLORADO	W-OT	4-3	12-14-0	12,791
27	12/09	WASHINGTON	W	3-0	13-14-0	18,398
28	12/11	@ NASHVILLE	L	0-3	13-15-0	16,128
29	12/15	CAROLINA	L	3-4	13-16-0	14,651
30	12/17	BUFFALO	W	6-2	14-16-0	16,894
31	12/20	PHILADELPHIA	W	5-0	15-16-0	19,964
32	12/22	@ PITTSBURGH	L	2-5	15-17-0	18,238
33	12/23	@ BUFFALO	W	4-3	16-17-0	18,690
34	12/27	BOSTON	L-SO	2-3	16-17-1	**19,250
35	12/31	MONTREAL	L-OT	2-3	16-17-2	**20,072
36	01/02	NY RANGERS	W	3-0	17-17-2	16,752
37	01/03	@ CAROLINA	W-OT	4-3	18-17-2	16,637
38	01/05	ATLANTA	L	2-3	18-18-2	12,803
39	01/07	CAROLINA	L	3-5	18-19-2	14,262
40	01/08	WASHINGTON	L	2-3	18-20-2	18,398
41	01/11	WASHINGTON	W-OT	4-3	19-20-2	14,790

42	01/13	NASHVILLE	W	3-2	20-20-2	12,228
43	01/15	NEW JERSEY	W-OT	3-2	21-20-2	17,825
44	01/17	ATLANTA	L-SO	2-3	21-20-3	11,477
45	01/19	COLORADO	L-OT	2-3	21-20-4	11,629
46	01/21	TAMPA BAY	L-SO	1-2	21-20-5	17,328
47	01/23	@ NEW JERSEY	L	2-5	21-21-5	15,109
48	01/25	@ NY RANGERS	W	4-3	22-21-5	18,200
49	01/26	@ BOSTON	L	1-2	22-22-5	17,565
50	02/01	@ TORONTO	L-SO	3-4	22-22-6	19,018
51	02/02	@ MONTREAL	L	2-3	22-23-6	21,273
52	02/04	@ NEW JERSEY	W-OT	4-3	23-23-6	13,557
53	02/08	ST LOUIS	L	1-2	23-24-6	12,228
54	02/10	BUFFALO	L-OT	2-3	23-24-7	14,559
55	02/13	SAN JOSE	W	3-2	24-24-7	16,217
56	02/16	PHILADELPHIA	L	2-4	24-25-7	17,077
57	02/18	DETROIT	L	3-4	24-26-7	**19,947
58	02/19	@ TAMPA BAY	W-SO	3-2	25-26-7	18,710
59	02/21	@ NY ISLANDERS	L	1-5	25-27-7	13,720
60	02/23	@ OTTAWA	L	1-5	25-28-7	16,520
61	02/25	@ ATLANTA	W-SO	2-1	26-28-7	14,046
62	02/27	NEW JERSEY	L	1-2	26-29-7	16,592
63	03/01	@ CAROLINA	L	1-2	26-30-7	16,252
64	03/03	MONTREAL	L	0-4	26-31-7	**19,722
65	03/05	@ ATLANTA	L-OT	3-4	26-31-8	15,799
66	03/06	WASHINGTON	L-OT	2-3	26-31-9	15,685
67	03/08	CHICAGO	W	2-4	27-31-9	16,132
68	03/10	OTTAWA	L	1-2	27-32-9	12,310
69	03/12	TAMPA BAY	W-OT	4-3	28-32-9	16,607
70	03/15	PHILADELPHIA	L	2-3	28-33-9	17,377
71	03/17	TORONTO	W	4-0	29-33-9	16,970
72	03/19	NY ISLANDERS	L-SO	3-4	29-33-10	16,502
73	03/22	@ NY RANGERS	L	0-1	29-34-10	18,200
74	03/23	@ CHICAGO	L	0-4	29-35-10	21,713
75	03/25	@ BUFFALO	L	2-4	29-36-10	18,690
76	03/27	@ PITTSBURGH	L-SO	1-2	29-36-11	18,270
77	03/29	@ COLUMBUS	L-SO	2-3	29-36-12	11,670
78	03/31	OTTAWA	L	1-4	29-37-12	15,672
79	04/02	PITTSBURGH	L	2-4	29-38-12	18,178
80	04/06	@ WASHINGTON	L	2-5	29-39-12	18,398
81	04/08	@ TAMPA BAY	L	2-4	29-40-12	20,444
82	04/09	WASHINGTON	W	1-0	30-40-12	**18,371

ONE UNDER THE SUN



REGULAR SEASON RECORDS



RECORD: 29-45-8

COACH: KEVIN DINEEN/PETER HORACHEK

ATLANTIC DIVISION FINISH: 7TH

GENERAL MANAGER: DALE TALLON

EASTERN CONFERENCE FINISH: 14TH

CAPTAIN: ED JOVANOVSKI

*Indicates Rookie

#Indicates Traded Player

2013-14

No.	Pos	Player Team	GP	TOI	G	A	PTS	+/-	PIM	PP	SH	GW	S	PCTG	
27	C	Nick Bjugstad*	FLA	76:16:13	16	22	38	-14	16	0	1	4	185	8.6	
51	D	Brian Campbell	FLA	82:26:57	7	30	37	-6	20	2	0	2	116	6.0	
19	L	Scottie Upshall	FLA	76:15:55	15	22	37	1	73	1	1	3	161	9.3	
24	R	Brad Boyes	FLA	78:17:02	21	15	36	-6	28	2	1	1	176	11.9	
20	L	Sean Bergenheim	FLA	62:16:30	16	13	29	-16	40	3	0	3	190	8.4	
14	L	Tomas Fleischmann	FLA	80:17:07	8	20	28	-18	22	2	0	1	188	4.3	
77	D	Tom Gilbert	FLA	73:21:20	3	25	28	-5	18	2	0	1	93	3.2	
11	L	Jonathan Huberdeau	FLA	69:15:39	9	19	28	-5	37	2	0	1	108	8.3	
16	C	Aleksander Barkov	FLA	54:17:05	8	16	24	-3	10	3	0	1	87	9.2	
57	C	Marcel Goc	FLA	62:16:59	11	12	23	-7	31	0	0	1	105	10.50	
7	D	Dmitry Kulikov	FLA	81:21:41	8	11	19	-26	66	2	1	0	127	6.3	
17	C	Jesse Winchester	FLA	52:12:44	9	9	18	-2	38	1	0	2	100	9.0	
12	R	Jimmy Hayes	FLA	53:10:56	11	7	18	-6	18	3	0	0	71	15.5	
18	C	Shawn Matthias	FLA	59:12:13	9	7	16	0	14	0	0	0	88	10.20	
73	C	Brandon Pirri	FLA	21:13:56	7	7	14	0	2	2	0	0	46	15.2	
23	C	Scott Gomez	FLA	46:13:07	2	10	12	-11	24	0	0	0	56	3.6	
82	R	Tomas Kopecky	FLA	49:15:53	4	8	12	0	18	0	1	0	95	4.2	
4	D	Dylan Olsen	FLA	44:15:26	3	9	12	-3	8	0	0	0	60	5.0	
44	D	Erik Gudbranson	FLA	65:17:58	3	6	9	-7	114	0	0	0	92	3.3	
67	C	Vincent Trocheck	FLA	20:18:53	5	3	8	-11	6	1	1	0	38	13.2	
32	R	Kris Versteeg	FLA	18:15:42	2	5	7	-9	9	0	0	0	47	4.30	
15	C	Drew Shore	FLA	24:11:59	5	2	7	-1	8	1	1	1	23	21.7	
43	D	Mike Weaver	FLA	55:18:47	0	6	6	-9	23	0	0	0	44	0.00	
42	L	Quinton Howden	FLA	16:13:43	4	2	6	0	10	0	1	0	23	17.4	
55	D	Ed Jovanovski	FLA	37:16:10	1	4	5	-6	39	0	0	0	44	2.3	
21	R	Krys Barch	FLA	55:5:58	0	4	4	-10	99	0	0	0	19	0.0	
47	D	Colby Robak	FLA	16:18:34	0	2	2	-4	6	0	0	0	15	0.0	
97	D	Matt Gilroy	FLA	16:16:15	1	1	2	-2	6	0	0	0	27	3.7	
10	R	Joey Crabb	FLA	9:14:22	0	1	1	-2	7	0	0	0	5	0.00	
26	R	Bobby Butler	FLA	2:13:50	0	1	1	1	2	0	0	0	5	0.0	
72	D	Alex Petrovic	FLA	7:12:14	0	1	1	3	8	0	0	0	4	0.0	
22	D	Mike Mottau	FLA	8:12:39	0	0	0	-3	4	0	0	0	1	0.0	
6	D	Ryan Whitney	FLA	7:16:44	0	0	0	-7	6	0	0	0	8	0.0	
28	L	Garrett Wilson	FLA	3:10:20	0	0	0	-1	0	0	0	0	8	0.0	
58	D	Jonathan Racine	FLA	1:15:35	0	0	0	-1	2	0	0	0	0	0.0	
Goaltenders															
34		Tim Thomas	40	2299	2.87	16	20	3	0	110	1206	.909	0	1	A
30		Scott Clemmensen	17	914	3.09	6	7	1	0	47	454	.896	0	1	0
1		Roberto Luongo	14	804	2.46	6	7	1	1	33	432	.924	0	2	0
35		Jacob Markström	12	614	3.52	1	6	3	0	36	285	.874	0	0	0
39		Dan Ellis	6	337	4.81	0	5	0	0	27	165	.836	0	0	0
SV% G A PIM															

**Denotes Home Sellout

GAME	DATE	OPPONENT	RESULT	SCORE	RECORD	ATTENDANCE
1	10/3/13	@DAL	W	4-2	1-0-0	16100
2	10/5/13	@STL	L	0-7	1-1-0	16264
3	10/8/13	@PHI	L	1-2	1-2-0	**19589
4	10/10/13	@TBL	L	2-7	1-3-0	**19204
5	10/11/13	PIT	W	6-3	2-3-0	**18584
6	10/13/13	LAK	L	0-3	2-4-0	12810
7	10/15/13	@NSH	L	3-4	2-5-0	15935
8	10/17/13	BOS	L	2-3	2-6-0	14440
9	10/19/13	MIN	W-SO	2-1	3-6-0	13081
10	10/22/13	CHI	L-SO	2-3	3-6-1	15779
11	10/25/13	BUF	L	1-3	3-7-1	12984
12	10/27/13	TBL	L-SO	3-4	3-7-2	12336
13	11/1/13	STL	L	0-4	3-8-2	12922
14	11/2/13	@WSH	L-SO	2-3	3-8-3	**18506
15	11/5/13	EDM	L-OT	3-4	3-8-4	12035
16	11/7/13	@BOS	L	1-4	3-9-4	**17585
17	11/9/13	@OTT	L	2-3	3-10-4	16244
18	11/10/13	@NYR	L	3-4	3-11-4	**18006
19	11/12/13	ANA	W	3-2	4-11-4	13354
20	11/15/13	@MIN	L	2-3	4-12-4	**18102
21	11/16/13	@COL	W	4-1	5-12-4	17321
22	11/19/13	@VAN	W-SO	3-2	6-12-4	**18910
23	11/21/13	@EDM	L	1-4	6-13-4	**16839
24	11/22/13	@CAL	L-SO	3-4	6-13-5	**19289
25	11/25/13	PHI	W	3-1	7-13-5	14299
26	11/27/13	NYR	L	2-5	7-14-5	**17268
27	11/30/13	PIT	L	1-5	7-15-5	**17583
28	12/3/13	OTT	L	2-4	7-16-5	10074
29	12/5/13	WPG	W	5-2	8-16-5	10966
30	12/7/13	@DET	W	2-1	9-16-5	**20066
31	12/8/13	@CHI	L	2-6	9-17-5	**21119
32	12/10/13	DET	W-SO	3-2	10-17-5	13358
33	12/13/13	WSH	W-SO	3-2	11-17-5	15097
34	12/15/13	@MTL	W	2-1	12-17-5	**21273
35	12/17/13	@TOR	W	3-1	13-17-5	**19076
36	12/19/13	@OTT	W	4-2	14-17-5	15927
37	12/20/13	@WPG	L	2-5	14-18-5	**15004
38	12/23/13	TBL	L	1-6	14-19-5	15942
39	12/28/13	DET	L	3-4	14-20-5	**18932
40	12/29/13	MTL	W	4-1	15-20-5	**19891
41	12/31/13	NYR	L-SO	1-2	15-20-6	16083
42	1/4/14	NSH	W-SO	5-4	16-20-6	15796
43	1/6/14	@MTL	L	1-2	16-21-6	**21273

44	1/9/14	@BUF	W-SO	2-1	17-21-6	17872
45	1/11/14	@NJD	L-OT	1-2	17-21-7	16592
46	1/14/14	NYI	L-OT	4-2	18-21-7	13730
47	1/16/14	SJS	L	0-3	18-22-7	13149
48	1/18/14	@CAR	L	2-3	18-23-7	15476
49	1/20/14	@PIT	W	5-1	19-23-7	**18660
50	1/21/14	@BUF	W	4-3	20-23-7	**17583
51	1/24/14	COL	L	2-3	20-24-7	**17274
52	1/26/14	@DET	W-SO	5-4	21-24-7	**20066
53	1/28/14	@BOS	L	2-6	21-25-7	**17565
54	1/30/14	@TOR	L	3-6	21-26-7	**19448
55	2/1/14	@CBJ	L	1-4	21-27-7	16762
56	2/4/14	TOR	W	4-1	22-27-7	15583
57	2/6/14	DET	L	1-3	22-28-7	15623
58	2/7/14	@CAR	L	1-5	22-29-7	16132
59	2/27/14	WSH	L	4-5	22-30-7	14180
60	3/1/14	@CBJ	L	3-6	22-31-7	15441
61	3/2/14	@NYI	W	5-3	23-31-7	13008
62	3/4/14	@BOS	L	1-4	23-32-7	**17565
63	3/7/14	BUF	W	2-0	24-32-7	14402
64	3/9/14	BOS	L	2-5	24-33-7	**18858
65	3/11/14	PHX	L	1-3	24-34-7	12211
66	3/13/14	@TBL	L	4-5	24-35-7	18324
67	3/14/14	NJD	W	5-3	25-35-7	14496
68	3/16/14	VAN	L-SO	3-4	25-35-8	14215
69	3/18/14	@SJS	W	3-2	26-35-8	**17562
70	3/20/14	@PHX	L	1-2	26-36-8	14442
71	3/22/14	@LAK	L	0-4	26-37-8	**18118
72	3/23/14	@ANA	L	2-6	26-38-8	**17281
73	3/25/14	OTT	W-SO	3-2	27-38-8	13435
74	3/27/14	CAR	L	0-3	27-39-8	12379
75	3/29/14	MTL	L	1-4	27-40-8	**17119
76	3/31/14	@NJD	L	3-6	27-41-8	15209
77	4/1/14	@NYI	L	2-4	27-42-8	11812
78	4/4/14	CGY	L	1-2	27-43-8	12055
79	4/6/14	DAL	W	3-2	28-43-8	13366
80	4/8/14	PHI	L	2-5	28-44-8	12487
81	4/10/14	TOR	W	4-2	29-44-8	13110
82	4/12/14	CBJ	L	2-3	29-45-8	14241





REGULAR SEASON RECORDS



INAUGURAL SEASON FIRSTS (1993-94)

LINE-UP: 10/6/93 at Chicago

STARTERS: Goalie-John Vanbiesbrouck, Defensemen-Joe Cirella and Keith Brown, Center-Brian Skrudland, Left Wing-Dave Lowry, Right Wing-Scott Mellanby.

WHO DRESSED: Defensemen-Gord Murphy, Greg Smyth, Brian Benning and Alexander Godnyuk, Forwards-Evgeny Davydov, Randy Gilhen, Mike Hough, Andrei Lomakin, Tom Fitzgerald, Scott Levins, Bill Lindsay, Jesse Belanger and Rob Niedermayer, Goalie-Mark Fitzpatrick.

DID NOT DRESS: Paul Laus, Brent Severyn and Jody Hull

VICTORY: 10/9 at Tampa Bay, 2-0 (GWG-Levins)

HOME VICTORY: 10/14 vs. Ottawa, 5-4 (GWG-Niedermayer)

ROAD VICTORY: 10/9 at Tampa Bay, 2-0 (GWG-Levins)

SHUTOUT: 10/9 at Tampa Bay, 2-0 (Vanbiesbrouck)

SHUTOUT AGAINST: 11/27, 4-0 at Hartford (Reese)

TIE: 10/6, 4-4 at Chicago

HOME TIE: 10/17, 3-3 vs. Tampa Bay

ROAD TIE: 10/6, 4-4 at Chicago

LOSS: 10/7, 5-3 at St. Louis

HOME LOSS: 10/12, 2-1 vs. Pittsburgh

ROAD LOSS: 10/7, 5-3 at St. Louis

GOAL: Scott Mellanby at 12:31 of 1st period, 10/6 at Chicago, assisted by Rob Niedermayer and Evgeny Davydov. Other players on ice, Keith Brown and Brian Benning.

SHOT ON GOAL: Brian Skrudland (save by Belfour), at 1:07 of 1st period, 10/6 at Chicago

POWER-PLAY GOAL: Scott Mellanby, at 12:31 of 1st period, 10/6 at Chicago

SHORT-HANDED GOAL: Brian Skrudland, at 6:40 of 3rd period, 10/29 vs. Winnipeg

GAME-WINNING GOAL: Scott Levins, at 2:19 of 1st period, 10/9 at Tampa Bay

EMPTY-NET GOAL: Tom Fitzgerald, at 19:33 of 3rd period, 10/9 at Tampa Bay

OVERTIME GOAL: Dave Lowry, at 4:56 of OT, 10/30 vs. Tampa Bay

PENALTY SHOT: None attempted

PENALTY (MINOR): Bill Lindsay (hooking Roenick), at 1:44 of 1st period, 10/6 at Chicago

PENALTY (MAJOR): Scott Levins (fighting with Neil Wilkinson), at 13:23 of 1st period, 10/6 at Chicago

GAME MISCONDUCT: Alexander Godnyuk, high stick, at 2:53 of 1st period, 10/9 at Tampa Bay

POWER-PLAY ATTEMPT: 8:52-10:52 of 1st period (slash on B. Sutter), 10/6 at Chicago

PENALTY KILL: 1:44-3:44 of 1st period (hooking Lindsay), 10/6 at Chicago

FORWARD TO SCORE GOAL: Scott Mellanby, at 12:31 of 1st period, 10/6 at Chicago

FORWARD TO RECORD ASSIST: Rob Niedermayer and Evgeny Davydov at 12:31 of 1st period, 10/6 at Chicago

DEFENSEMAN TO SCORE GOAL: Gord Murphy at 5:18 of 3rd period, 10/6 at Chicago

DEFENSEMAN TO RECORD ASSIST: Brian Benning at 15:30 of 2nd period, 10/7 at St. Louis

TWO-GOAL GAME AGAINST: Jeremy Roenick and Chris Chelios, (two each), 10/6 at Chicago

HAT TRICK: None

HAT TRICK AGAINST: Brendan Shanahan, 10/7 at St. Louis

MULTI-POINT GAME: Andrei Lomakin (1-1-2) and Scott Levins (0-2-2), 10/6 at Chicago

MULTI-POINT GAME AGAINST: Chris Chelios (2-2-4), Joe Murphy (0-3-3), Jeremy Roenick (2-0-0) and Steve Smith (0-2-2), 10/6 at Chicago

3-POINT GAME: Andrei Lomakin (2-1-3) and Jesse Belanger (0-3-3), 12/8 at Los Angeles

3-POINT GAME AGAINST: Chris Chelios (2-2-4), 10/6 at Chicago

4-POINT GAME AGAINST: Chris Chelios (2-2-4), 10/6 at Chicago

2-ASSIST GAME: Scott Levins (0-2-2), 10/6 at Chicago

2-ASSIST GAME AGAINST: Steve Smith (0-2-2), Joe Murphy (0-3-3) and Chris Chelios (2-2-4), 10/6 at Chicago

3-ASSIST GAME: Jesse Belanger (0-3-3), 12/8/93 at Los Angeles

3-ASSIST GAME AGAINST: Joe Murphy (0-3-3), 10/6 at Chicago





INAUGURAL SEASON FIRSTS (1993-94)

Opponents "Firsts" vs. Panthers

OPENING STARTERS AGAINST: 10/6 at Chicago: Goalie-Ed Belfour, Defensemen-Bryan Marchment and Chris Chelios, Center-Brent Sutter, Left Wing-Stephane Matteau, Right Wing-Joe Murphy.

GOAL: Chris Chelios (power-play goal), at 13:17 of 1st period, 10/6 at Chicago

SHORT-HANDED GOAL: Joe Mullen, at 3:51 of 3rd period, 10/12 vs. Pittsburgh

GAME-WINNING GOAL: Craig Janney, at 7:28 of 3rd period, 10/7 at St. Louis

GAME-TYING GOAL: Jeremy Roenick, at 16:07 of 3rd period, 10/6 at Chicago

EMPTY-NET GOAL: Teemu Selanne, at 19:36 of 3rd period, 10/26 vs. Winnipeg

OVERTIME GOAL: Rob Pearson, at 2:17 of OT, 10/21 vs. Toronto

PENALTY SHOT: Zigmund Palffy (unsuccessful), at 16:49 of 2nd period, 4/14/94 vs. NY Islanders

PENALTY (MINOR): Brent Sutter (slashing), at 8:52 of 1st period, 10/6

at Chicago

PENALTY (MAJOR): Neil Wilkinson (fighting), at 13:23 of 1st period, 10/6 at Chicago

GAME MISCONDUCT: Bryan Marchment, at 16:04 of 2nd period, 10/6 at Chicago

POWER-PLAY ATTEMPT: 1:44-3:44 of 1st period (hooking-Lindsay), 10/6 at Chicago

PENALTY KILL: 8:52-10:52 of 1st period (slashing-Brent Sutter), 10/6 at Chicago

FORWARD TO SCORE GOAL: Jeremy Roenick, at 5:46 of 3rd period, 10/6 at Chicago

FORWARD TO RECORD ASSIST: Brian Noonan, at 13:17 of 1st period, 10/6 at Chicago

DEFENSEMAN TO SCORE GOAL: Chris Chelios, at 13:17 of 1st period, 10/6 at Chicago

DEFENSEMAN TO RECORD ASSIST: Steve Smith, at 13:17 of 1st period, 10/6 at Chicago

Goaltenders

DECISION: Mark Fitzpatrick, 10/7 at St. Louis, 5-3 loss

WIN: John Vanbiesbrouck, 10/9 at Tampa Bay, 2-0

LOSS: Mark Fitzpatrick, 10/7 at St. Louis, 5-3

TIE: John Vanbiesbrouck, 10/6 at Chicago, 4-4

SHUTOUT: John Vanbiesbrouck, 10/9 at Tampa Bay, 2-0

PENALTY SHOT FACED: Zigmund Palffy of the NY Islanders, 4/14/94 at Miami Arena, stopped by John Vanbiesbrouck, at 16:49 of the 2nd period



PANTHERS ALL-TIME NUMERICAL ROSTER

- #1 – Kevin Weekes, Kirk McLean, Roberto Luongo
- #2 – Joe Cirella, Terry Carkner, Lance Pitlick, Lyle Odelein, Lucas Krajicek, Branislav Mezei, Keith Ballard, Alexander Sulzer
- #3 – Paul Laus, Karlis Skrastins, Clay Wilson, T.J. Brennan
- #4 – Keith Brown, Per Gustafsson, John Jakopin, Bret Hedican, Jay Bouwmeester, Dennis Seidenberg, Keaton Ellerby, Dylan Olsen
- #5 – Gord Murphy, Filip Kuba, Brad Ference, Yan Golubovsky, Jeff Norton, Igor Ulanov, Branislav Mezei, Bryan Allen
- #6 – Greg Smyth, Peter Andersson, Jason Woolley, Jeff Norton, Peter Ratchuk, Dan Boyle, Andreas Lilja, Noah Welch, Magnus Johansson, Ville Koistinen, Dennis Wideman, Mike Duco, Ryan Whitney
- #7 – Brian Benning, Mike Casselman, Rhett Warrener, Mike Wilson, Matt Herr, Pavel Trnka, Steve Montador, Noah Welch, Dmitry Kulikov
- #8 – Dallas Eakins, Magnus Svensson, Craig Martin, Dallas Eakins, Jaroslav Spacek, Peter Worrell, Valeri Bure, Joel Kwiattkowski, Tim Kennedy, Wojtek Wolski
- #9 – Jamie Leach, Radek Dvorak, Brad Smyth, Kirk Muller, Len Barrie, Igor Larionov, Stephen Weiss
- #10 – Dave Lowry, Esa Tikkanen, Pavel Bure, Gary Roberts, David Booth, John Madden, Mike Mottau, Joey Crabb
- #11 – Evgeny Davydov, Bill Lindsay, Kevyn Adams, Bill Lindsay, Mikael Samuelsson, Jon Sim, Gregory Campbell, Niclas Bergfors, Joey Crabb, Jonathan Huberdeau
- #12 – Jody Hull, Chris Allen, Dwayne Hay, Marcus Nilson, Ryan Johnson, Alex Hicks, Olli Jokinen, Byron Bitz, Jack Skille, Jimmy Hayes
- #13 – Oleg Kvasha, Vaclav Prospal, Juraj Kolnik, Anthony Stewart, Mike Santorelli
- #14 – Stu Barnes, Ray Whitney, Niklas Hagman, Radek Dvorak, Sergei Samsonov, Tomas Fleischmann
- #15 – Randy Gilhen, Doug Barrault, Gaetan Duchesne, Brett Harkins, David Nemirovsky, Dave Gagner, John Jakopin, Jeff Ware, John Jakopin, Jim Campbell, Eric Messier, Ty Jones, Jozef Stumpel, Jack Skille, Drew Shore
- #16 – Len Barrie, Randy Moller, Ray Sheppard, Gilbert Dionne, Craig Ferguson, Craig Fisher, Ryan Johnson, Oleg Kvasha, Ray Sheppard, Ivan Novoseltsev, Mike Sillinger, Kevyn Adams, Matt Cullen, Nathan Horton, Darcy Hordichuk, Marco Sturm, Aleksander Barkov
- #17 – Jody Hull, Mike Foligno, Dave Tomlinson, Jason Podollan, Viktor Kozlov, Steve Washburn, Ryan Johnson, Dwayne Hay, Greg Adams, Ryan Johnson, Matt Cullen, Garth Murray, Kendal McArdle, Jon Matsumoto, Filip Kuba, Jesse Winchester
- #18 – Mike Hough, Alex Hicks, Cam Stewart, Marcus Nilson, Ville Peltonen, Shawn Matthias
- #19 – Andrei Lomakin, Brad Smyth, Radek Dvorak, Len Barrie, Serge Payer, Stephen Weiss, Byron Ritchie, Dominic Moore, Marty Reasoner, Scottie Upshall
- #20 – Brian Skrudland, Valeri Bure, Craig MacDonald, Josh Olson, Kamil Piros, Joel Kwiattkowski. Ed Belfour, Richard Zednik, Ryan Carter, Sean Bergenheim
- #21 – Tom Fitzgerald, Mark Parrish, Denis Shvidki, Alexei Semenov, Cory Murphy, Krys Barch
- #22 – Bob Kudelski, Steve Washburn, Dino Ciccarelli, Todd Simpson, Kristian Huselius, Sean Hill, Jassen Cullimore, Jeff Taffe, Matt Bradley, George Parros, Mike Mottau
- #23 – Bill Lindsay, Jeff Daniels, Rhett Warrener, Chris Wells, Rocky Thompson, Kyle Rossiter, Juraj Kolnik, Lee Goren, Lukas Krajicek, Martin Gelinas, Tyson Strachan, Scott Gomez
- #24 – Brent Severyn, Robert Svehla, Darcy Hordichuk, Alexander Karpovtsev, Ruslan Salei, Bryan McCabe, Ryan Carter, Brad Boyes
- #25 – Geoff Smith, Viktor Kozlov, Joe Nieuwendyk, Jacob Markstrom, Jerred Smithson
- #26 – Scott Levins, Jesse Belanger, Ray Sheppard, Dan Boyle, David Nemirovsky, Ray Sheppard, Ivan Novoseltsev, Dan Boyle, Pierre Dagenais, Mike Van Ryn, Steve Bernier, Mikael Samuelsson, Bobby Butler
- #27 – Scott Mellanby, Jaroslav Bednar, Christian Berglund, Noah Welch, Steven Reinprecht, Michal Repik, Alex Kovalev, Nick Bjuggstad
- #28 – Patrick Lebeau, Greg Hawgood, Magnus Svensson, Martin Straka, Peter Worrell, Jaroslav Spacek, Jason Wiemer, Jamie Rivers, Donald Audette, Kamil Kreps, Hugh Jessiman, Garrett Wilson
- #29 – Jeff Greenlaw, Johan Garpenlov, Ryan Johnson, Mike Vernon, Anders Eriksson, Lukas Krajicek, Jeff Toms, Igor Kravchuk, Jamie McLennan, Tomas Vokoun, Bill Thomas





PANTHERS ALL-TIME NUMERICAL ROSTER

- #30 - Mark Fitzpatrick, Mikhail Shtalenkov, Andrew Allen (Dressed but did not play), Jani Hurme, Scott Clemmensen
- #31 - Sean Burke, Wade Flaherty, Steve Shields, Craig Anderson
- #32 - Richard Shulmistra, Mike Vernon, Ryan Jardine, Stephane Matteau, Grant McNeill, Michal Repik, Kris Versteeg
- #33 - Eldon Reddick, Filip Kuba, David Morisset, Kyle Rossiter, Kristian Kudroc, Jamie Allison, Eric Cairns, Wade Belak, Steve MacIntyre, Jacob Markstrom, Brian Foster
- #34 - John Vanbiesbrouck, Mathieu Biron, David Shantz (dressed, but did not play), Alexander Salak, Patrick Rissmiller, Nolan Yonkman, Tim Thomas
- #35 - Peter Ratchuk, Jean-Marc Pelletier (dressed but did not play), Alex Auld, Tyler Plante (did not dress), Jacob Markstrom
- #36 - Joey Tetarenko, Dmitry Yushkevich, Kyle Rossiter, Mark Cullen
- #37 - Herbert Vasiljevs, Trevor Kidd, Tanner Glass, Bill Thomas, Greg Rallo
- #38 - Stephane Richer, Eric Beaudoin, Janis Sprukts
- #39 - Alexander Godynyuk, Ivan Novoseltsev, Keaton Ellerby, Dan Ellis
- #40 - Steve Washburn, Eric Boguniecki, Vaclav Nedorost, Greg Jacina
- #41 - Stephane Richer, Serge Payer, Andrej Podkonicky, Ryan Jardine, Nick Smith, Mike Green, Shawn Matthias
- #42 - Jamie Linden, Nick Smith, Matt Herr, Brad Norton, Mikhail Yakubov, Quinton Howden
- #43 - David Emma, Paul Brousseau, Byron Ritchie, Serge Payer, David Brine, Dmitry Kulikov, Mike Weaver
- #44 - Rob Niedermayer, Sandis Ozolinsh, Gregory Campbell, Todd Bertuzzi, Nick Boynton, Jordan Leopold, Erik Gudbranson
- #45 - Rhett Warrener, Brad Ference, David Brine
- #46 - David Booth
- #47 - Craig Ferguson, Lance Ward, Martin Lojek, Colby Robak
- #48 - Dwayne Hay, Dave Duerden, Marcus Nilson, Joe Callahan
- #49 - Lance Ward
- #50 - Drew Larman
- #51 - David Nemirovsky, Rob Globke, Brian Campbell
- #52 - Jason Garrison, Jonathan Rheault
- #53 - Brett McLean
- #54 - Kamil Kreps
- #55 - Ed Jovanovski, Igor Ulanov, Sean Hill, Ric Jackman, Steve Eminger, Ed Jovanovski
- #56 - Ivan Majesky
- #57 - Anthony Stewart, Marcel Goc
- #60 - Jose Theodore
- #61 - Cory Stillman
- #62 - Vaclav Nedorost
- #63 - Evgeny Dadonov
- #64 - Stefan Meyer
- #65 - Victor Oreskovich
- #67 - Michael Frolik, Vincent Trocheck
- #68 - Serge Payer, Mike Duco
- #71 - Kenndal McArdle
- #72 - Alex Petrovic
- #73 - Bracken Kearns, Brandon Pirri
- #74 - Nick Tarnasky
- #75 - Scott Timmins
- #76 - Eric Selleck
- #77 - Chris Gratton, Tom Gilbert
- #80 - Kevin Weekes
- #82 - Tomas Kopecky
- #85 - Rostislav Olesz
- #88 - Peter Mueller
- #97 - Esa Tikkanen, Matt Gilroy





PANTHERS ALL-TIME REGISTER

The Following Players Have Appeared in at Least One NHL Game with the Florida Panthers.

PLAYER	POS.	NUMBER(S) WORN	YEARS
Adams, Greg	LW	17	2000-2001
Adams, Kevyn	C	11	2001-2002
Allen, Bryan	D	5	2006-2011
Allen, Chris	D	12	1998-1999
Allison, Jamie	D	33	2005-2006
Anderson, Craig	G	31	2006-2009
Andersson, Peter	D	6	1993-1994
Audette, Donald	RW	28	2004
Auld, Alexander	G	35	2006-2007
Ballard, Keith	D	2	2008-2010
Barch, Krys	RW	21	2011-2012 & 2013-14
Barkov, Aleksander	C	16	2013-14
Barnes, Stu	C	14	1993-1996
Barrault, Doug	RW	15	1993-1995
Barrie, Len	C/RW	16, 19, 9	1993-1994 & 2000-2001
Beaudoin, Eric	LW	38	2002-2004
Bednar, Jaroslav	RW	27	2002-2003
Belak, Wade	RW	33	2008
Belanger, Jesse	C	26	1993-1996
Belfour, Ed	G	20	2006-2007
Benning, Brian	D	7	1993-1995
Berglund, Christian	RW	27	2004
Bernier, Steve	RW	26	2010-2011
Bergenheim, Sean	LW	20	2011-2014
Bergfors, Niclas	RW	11	2011
Bertuzzi, Todd	RW	44	2006-2007
Biron, Mathieu	D	34	2002-2004
Bitz, Byron	RW	12	2010
Bjugstad, Nick	C	27	2012-2014
Boguniecki, Eric	C	40	1999-2000
Booth, David	LW	46, 10	2006-2011
Bouwmeester, Jay	D	4	2002-2009
Boyes, Brad	RW	24	2013-14
Boyle, Dan	D	26, 6	1998-2002
Boynton, Nick	D	44	2008-2009
Bradley, Matt	RW	22	2011-2012
Brennan, TJ	D	3	2012-2013
Brine, David	C	43	2007-2008
Brousseau, Paul	RW	43	2001
Brown, Keith	D	4	1993-1995
Bure, Pavel	RW	10	1999-2002
Bure, Valeri	RW	20	2001-2004
Burke, Sean	G	31	1998-1999
Butler, Bobby	RW	26	2013-14
Callahan, Joe	D	48	2010-2011
Campbell, Brian	D	51	2011-2014
Campbell, Gregory	C/LW	44, 11	2003-2010
Campbell, Jim	RW	15	2002
Carkner, Terry	D	2	1995-1998
Carter, Ryan	C	20, 24	2011
Caruso, Michael	D	62	2012-13
Casselman, Mike	LW	7	1995-1997
Ciccarelli, Dino	RW	22	1998-1999
Cirella, Joe	D	2	1993-1995
Clemmensen, Scott	G	30	2009-2014
Crabb, Joey	RW	10	2013-14
Cullen, Mark	C	36	2011-2012
Cullen, Matt	C	16, 17	2003-2004
Cullimore, Jassen	D	22	2007-2009
Dadonov, Evgeny	RW	63	2010-2011
Dagenais, Pierre	RW	26	2002-2003
Daniels, Jeff	LW	23	1993-1995
Davydov, Evgeny	LW	11	1993-1995
Dionne, Gilbert	LW	16	1995-1997
Duchesne, Gaetan	LW	15	1994-1995
Duco, Mike	C	10, 6	2009-2010
Duerden, Dave	LW	48	2000
Dvorak, Radek	RW	9, 19, 14	1995-99 & 2007-11
Eakins, Dallas	D	8	1993-95 & 1997-98
Ellerby, Keaton	D	39, 4	2010-2013
Ellis, Dan	G	39	2014
Eminger, Steve	D	55	2009
Emma, David	RW	43	2000-2001
Eriksson, Anders	D	29	2000-2001
Ference, Brad	D	45, 5	1999-2003
Ferguson, Craig	C/LW	16, 47	1996-2000
Fisher, Craig	C/LW	16	1996-1997
Fitzgerald, Tom	RW/C	21	1993-1998
Fitzpatrick, Mark	G	30	1993-1998

PLAYER	POS.	NUMBER(S) WORN	YEARS
Flaherty, Wade	G	31	2002-2003
Fleischmann, Tomas	LW	14	2011-2014
Foligno, Mike	RW	17	1993-1994
Foster, Brian	G	33	2011-2012
Frolik, Michael	C	67	2008-2011
Gagner, Dave	C	15	1997-1999
Garpenlov, Johan	LW	29	1994-1998
Garrison, Jason	D	52	2008-2012
Gelinas, Martin	LW	23	2005-2007
Gilbert, Tom	D	77	2013-14
Gilhen, Randy	C	15	1993-1994
Gilroy, Matt	D	97	2013-14
Glass, Tanner	LW	37	2007-2008
Globke, Rob	RW	51	2005-2008
Goc, Marcel	C	57	2011-2014
Godunov, Alexander	D	39	1993-1994
Golubovsky, Yan	D	5	2000-2001
Gomez, Scott	C	23	2013-14
Goren, Lee	LW	23	2003
Gratton, Chris	C	77	2005-2007
Green, Mike	C	41	2004
Greenlaw, Jeff	LW	29	1993-1995
Gudbranson, Erik	D	44	2011-2014
Gustafsson, Per	D	4	1996-1997
Hagman, Niklas	LW	14	2001-2004
Harkins, Brett	C	15	1995-1996
Hawgood, Greg	D	28	1993-1994
Hay, Dwayne	LW	12, 17, 48	1998-2000
Hayes, Jimmy	RW	12	2013-14
Hedican, Bret	D	4	1999-2002
Herr, Matt	C	43, 42	2001-2002
Hicks, Alex	LW	18, 12	1998-2000
Higgins, Chris	LW	21	2010-2011
Hill, Sean	D	22, 55	2005-2006
Hordichuk, Darcy	LW	24, 16	2003-2004 & 2010-2011
Horton, Nathan	C	16	2003-2010
Hough, Mike	LW	18	1993-1997
Howden, Quinton	C	42	2012-2014
Huberdeau, Jonathan	LW	11	2012-14
Hull, Jody	RW	17, 12	1993-1998
Hurme, Jani	G	30	2002-2003
Huselius, Kristian	LW	22	2001-2004
Jacina, Greg	RW	40	2005-2007
Jackman, Ric	D	55	2005-2007
Jakopin, John	D	4, 15	1998, 2001
Jardine, Ryan	LW	42, 32	2001-2002
Jessiman, Hugh	RW	28	2011
Johannson, Magnus	D	6	2008
Johnson, Ryan	C	16, 17, 29, 12	1998-2000 & 2001-2003
Jokinen, Olli	C	12	2000-2008
Jones, Ty	RW	15	2004
Jovanovski, Ed	D	55	1995-1999 & 2011-14
Kennedy, Tim	LW	8	2011
Kidd, Trevor	G	37	1999-2002
Koistinen, Ville	D	6	2009
Kolnik, Juraj	RW	23, 13	2002-2007
Kopecky, Tomas	RW	82	2011-14
Kovalev, Alex	RW	27	2012-2013
Kozlov, Viktor	C/RW	17, 25	1997-2004
Krajicek, Lukas	D	29, 23, 2	2002-2006
Kravchuk, Igor	D	29	2003
Kearns, Bracken	C	73	2011-2012
Kreps, Kamil	C	54	2006-2010
Kuba, Filip	D	33, 5, 17	1999-2000 & 2012-13
Kudelski, Bob	RW	22	1994-1996
Kudroc, Kristian	D	33	2004
Kulikov, Dmitry	D	43, 7	2009-2014
Kwiatkowski, Joel	D	20, 8	2005-2007
Kvasha, Oleg	C/LW	16, 13	1998-2000
Larionov, Igor	C	9	2000
Larman, Drew	C	50	2006-2008
Laus, Paul	D/RW	3	1993-2003
Leach, Jamie	RW	9	1993-1995
Lebeau, Patrick	RW	28	1993-1994
Leopold, Jordan	D	44	2009-2010
Levins, Scott	C	22	1993-1994
Lilja, Andreas	D	6	2002-2004
Linden, Jamie	RW	42	1993-1995





PANTHERS ALL-TIME REGISTER

The Following Players Have Appeared in at Least One NHL Game with the Florida Panthers.

PLAYER	POS.	NUMBER(S) WORN	YEARS	PLAYER	POS.	NUMBER(S) WORN	YEARS
Lindsay, Bill	LW	23, 11	1993-1999 & 2001-2002	Seidenberg, Dennis	D	4	2009-2010
Lojek, Martin	D	47	2006-2008	Selleck, Eric	LW	76	2012-2013
Lomakin, Andrei	LW	19	1993-1995	Semenov, Alexei	D	21	2005-2007
Lowry, Dave	LW	10	1993-1997	Severyn, Brent	D	24	1993-1995
Luongo, Roberto	G	1	2000-2006 & 2014	Sheppard, Ray	RW	16, 26	1995-1998 & 1999-2000
MacDonald, Craig	C	20	2003-2004	Shields, Steve	G	31	2003-2004
MacIntyre, Steve	LW	33	2009-2010	Shore, Drew	C	15	2012-2014
Madden, John	C	10	2012	Shtalenkov, Mikhail	G	30	1999-2000
Majesky, Ivan	D	56	2002-2003	Shulmistra, Richard	G	32	1999-2000
Markstrom, Jacob	G	25, 35	2011-2014	Shvidki, Denis	RW	21	2000-2004
Martin, Craig	RW	8	1996-1997	Sillinger, Mike	C	16	2000-2001
Matsumoto, Jonathan	C	17	2011-2012	Sim, Jon	RW	11	2005-2006
Matteau, Stephane	LW	32	2002-2003	Simpson, Todd	D	22	1999-2001
Matthias, Shawn	C	41, 18	2007-2014	Skille, Jack	RW	15, 12	2010-2013
McArdle, Kenndal	LW	71, 17	2008-2010	Skarstins, Karlis	D	3	2008-2009
McCabe, Bryan	D	24	2008-2011	Skudland, Brian	C	20	1993-1997
McLean, Brett	C	53	2007-2009	Smith, Geoff	D	25	1993-1997
McLean, Kirk	G	1	1998-1999	Smith, Nick	C	42, 41	2001-2002
McLennan, Jamie	G	29	2005-2006	Smithson, Jerred	C	25	2012-2013
McNeill, Grant	D	32	2003	Smyth, Brad	RW	19, 9	1995-1996
Mellanby, Scott	RW	27	1993-2001	Smyth, Greg	D	6	1993
Messier, Eric	LW	15	2003-2004	Spacek, Jaroslav	D	8, 28	1998-2000
Mezei, Branislav	D	5, 2	2002-2008	Spruks, Janis	C	38, 41	2006-2008
Moller, Randy	D	16	1994-1995	Stewart, Anthony	RW	57	2005-2009
Montador, Steve	D	7	2005-2008	Stewart, Cam	LW	18	1999-2000
Moore, Dominic	C	19	2009-2010	Stillman, Cory	LW	61	2008-2011
Morisset, David	RW	33	2001	Strachan, Tyson	D	23	2011-2013
Mottau, Mike	D	22	2013-14	Straka, Martin	C	28	1995-1997
Mueller, Peter	C	88	2012-2013	Stumpel, Jozef	C	15	2005-2008
Muller, Kirk	LW/C	9	1996-1999	Sturm, Marco	LW	16	2011-2012
Murphy, Cory	D	21	2007-2008	Sulzer, Alexander	D	2	2011
Murphy, Gord	D	5	1993-1999	Svehla, Robert	D	24	1994-2002
Murray, Garth	RW	17	2007-2008	Svensson, Magnus	D	28, 8	1994-1996
Meyer, Stefan	C	64	2007-2008	Taffe, Jeff	C	22	2009-2010
Nedorost, Vaclav	C	40	2003-2004	Tarnasky, Nick	C	74	2008-2010
Nemirovsky, David	RW	51, 15, 26	1995-1999	Tetarenko, Joey	RW/D	36	2000-2003
Niedermayer, Rob	C	44	1993-2001	Theodore, Jose	G	60	2011-2012
Nieuwendyk, Joe	C	25	2005-2007	Thomas, Bill	RW	37, 29	2010-2011
Nilson, Marcus	LW/C	12, 48, 18	1999-2004	Thomas, Tim	G	34	2013-14
Norton, Brad	D	42	2002	Thompson, Rocky	LW/D	23	2001-2002
Norton, Jeff	D	6, 5	1998 & 2001-2002	Tikkanen, Esa	LW	97, 10	1997-1998
Novoseltsev, Ivan	RW	16, 26, 39	1999-2003	Timmins, Scott	C	75	2011
Odelein, Lyle	D	2	2003-2004	Tomlinson, Dave	C	17	1993-1995
Olesz, Rostislav	LW	85	2005-2011	Toms, Jeff	C/LW	29	2002-2003
Olsen, Dylan	D	4	2013-14	Trnka, Pavel	D	7	2003-2004
Olson, Josh	LW	20	2004	Trocheck, Vincent	C	67	2013-14
Oreskovich, Victor	RW	65	2009-2010	Ulanov, Igor	D	5, 55	2002-2003
Ozolinsh, Sandis	D	44	2002-2003	Upshall, Scottie	LW	19	2011-2014
Parrish, Mark	RW	21	1998-2000	Vanbiesbrouck, John	G	34	1993-1998
Parros, George	RW	22	2012-2013	Van Impe, Darren	D	29	2001-2002
Payer, Serge	C	68, 41, 19, 43	2000-2006	Van Ryn, Mike	D	26	2003-2008
Peltonen, Ville	LW	18	2006-2009	Vasiljevs, Herbert	RW	37	1999
Petrovic, Alex	D	72	2012-2014	Vernon, Mike	G	32, 29	1999-2000
Piros, Kamil	RW	20	2004	Versteeg, Kris	RW	32	2011-2014
Pirri, Brandon	C	73	2014	Vokoun, Tomas	G	29	2007-2011
Pitlick, Lance	D	2	1999-2002	Ward, Lance	D/RW	47, 49	2000-2003
Podkonicky, Andrej	LW	41	2001	Ware, Jeff	D	15	1999
Podollan, Jason	RW	17	1996-1997	Warrener, Rhett	D	45, 23, 7	1995-1999
Prospal, Vaclav	C	13	2001	Washburn, Steve	C	40, 22, 17	1995-1998
Rallo, Greg	C	37	2011-2013	Weaver, Mike	D	43	2010-2014
Racine, Jonathan	D	58	2013-14	Weekes, Kevin	G	1, 80	1997-1999
Ratchuk, Peter	D	6, 35	1998-2001	Weiss, Stephen	C	19, 9	2002-2013
Reasoner, Marty	C	19	2010-2011	Welch, Noah	D	6, 27	2006-2008
Reddick, Eldon	G	33	1993-1994	Wells, Chris	C	23	1996-2000
Reinprecht, Steven	C	27	2009-2010	Whitney, Ray	LW	14	1997-2001
Repik, Michal	RW	32, 26, 27	2008-2011	Whitney, Ryan	D	6	2013-14
Rheault, Jonathan	C	52	2012-2013	Wideman, Dennis	D	6	2010-2011
Richer, Stephane	D	41, 38	1993-1995	Wiemer, Jason	C/LW	28	2001-2002
Rissmiller, Patrick	LW	34	2011	Wilson, Clay	D	5, 3	2010-2011
Ritchie, Byron	C	43, 19	2002-2004	Wilson, Mike	D	7	1999-2001
Rivers, Jamie	D	28	2003	Wilson, Garrett	LW	28	2013-14
Robak, Colby	D	47	2011-2014	Winchester, Jesse	C	17	2013-14
Roberts, Gary	LW	10	2005-2007	Wolski, Wojtek	LW	8	2012
Rossiter, Kyle	D	23, 36	2002-2004	Woolley, Jason	D	6	1995-1996
Salak, Alexander	G	35	2009	Worrell, Peter	LW	28, 8	1997-2003
Salei, Ruslan	D	24	2006-2008	Yakubov, Mikhail	C	42	2005-2006
Samsonov, Sergei	LW	14	2011	Yonkman, Nolan	D	34	2011-2013
Samuelsson, Mikael	RW	11, 26	2003-2004 & 2011-2012	Yushkevich, Dmitry	D	36	2002
Santorelli, Mike	C	13	2010-2013	Zednik, Richard	LW	20	2007-2009





PANTHERS ALL-TIME HISTORY

DECEMBER 10, 1992

The NHL awards an expansion franchise to H. Wayne Huizenga, Chairman of Blockbuster Entertainment Corporation. Huizenga announces he'll operate the team in South Florida.

MARCH 1, 1993

The NHL and Huizenga announce that South Florida will join the NHL in time for the 1993-94 season. Bob Clarke named Vice President and General Manager.

APRIL 19, 1993

William A. Torrey named President. Club officially named the FLORIDA PANTHERS.

APRIL 21, 1993

Dean Jordan named Vice President of Business Operations and Alternate Governor.

MAY 24, 1993

The Panthers announce a three-year agreement with the Cincinnati Cyclones of the International Hockey League.

JUNE 2, 1993

Roger Neilson named first head coach of the Panthers.

JUNE 14, 1993

NHL Commissioner Gary Bettman presents Panthers owner H. Wayne Huizenga with official certificate of entry into the National Hockey League. Panthers unveil home and road uniforms, along with primary and secondary logos. The team colors are navy blue, red, and yellow-gold.

JUNE 24, 1993

The Panthers select goaltender John Vanbiesbrouck with the first pick of the 1993 NHL Expansion Draft in Quebec City. In all, Florida selects 24 players.

JUNE 26, 1993

At Le Colisee in Quebec City, the Panthers select forward Rob Niedermayer with the team's first-ever Entry Draft pick. Florida chooses 13 amateur players in the draft.

JULY 8, 1993

Hall of Fame netminder Bill Smith named Panthers' goaltending coach.

JULY 28, 1993

The Panthers unveil artwork of inaugural logo created for the team's first season. Seven players visit South Florida and begin week-long promotional tour. Players included: goaltender John Vanbiesbrouck, forwards Rob Niedermayer, Scott Mellanby, Dave Lowry, Brian Skrudland and Andrei Lomakin and defenseman Joe Cirella.

AUGUST 3, 1993

In their first-ever trade, the Panthers acquire forward Jason Cirone from the Winnipeg Jets in exchange for Dave Tomlinson. Florida had acquired Tomlinson from the Toronto Maple Leafs in exchange for future considerations.

SEPTEMBER 7, 1993

The temperature drops to 22 degrees as Miami Arena makes ice for the Panthers' inaugural season.

SEPTEMBER 11, 1993

Fifty-two players report to Miami Arena for the Panthers' first training camp.

SEPTEMBER 16, 1993

The Panthers open their inaugural eight-game preseason schedule against the Tampa Bay Lightning at the Lakeland (FL) Civic Center.

OCTOBER 6, 1993

The Panthers travel to Chicago Stadium and skate to a 4-4 tie with the Blackhawks in the team's first-ever regular-season game. Right wing Scott Mellanby scores the Panthers' first goal at 12:31 of the opening period. The game is broadcast in Spanish for the first time by Arley Londono and Manolo Alvarez on WCMQ 1210 AM.





PANTHERS ALL-TIME HISTORY

OCTOBER 9, 1993

Before an NHL-record crowd of 27,227 at the ThunderDome in St. Petersburg, the Panthers win their first game as John Vanbiesbrouck records a 2-0 shutout over the Tampa Bay Lightning. Scott Levins and Tom Fitzgerald score the Florida goals.

OCTOBER 12, 1993

The Panthers play their inaugural home opener before a sellout crowd of 14,372 at Miami Arena. Florida drops a 2-1 decision to the Pittsburgh Penguins.

NOVEMBER 10, 1993

In their first-ever game against the defending Stanley Cup-Champion Montreal Canadiens, the Panthers earn a 3-1 victory at the Montreal Forum.

JANUARY 22, 1994

Goaltender John Vanbiesbrouck and Right Wing Bob Kudelski represent the Panthers at the NHL All-Star Game at Madison Square Garden in New York City. Kudelski scores two goals in the contest.

JANUARY 24, 1994

In front of a sellout crowd at Miami Arena, the Panthers set a team record with five goals in one period and skate to an 8-3 victory over the Montreal Canadiens. It's their largest winning margin of the season.

JANUARY 31, 1994

Rookie Center Jesse Belanger is named the NHL's "Player of the Week" for the period ending January 30. Belanger becomes the first Panther to win the award and the first to win it in his club's inaugural season. Belanger had four goals and four assists in four games.

MARCH 31, 1994

The Panthers tie New Jersey, 3-3, as they record their 74th point of the season, the most ever by a first-year team. Goaltender John Vanbiesbrouck is named the NHL's "Player of the Week" for the period ending March 21. He went 3-0-1, with a 2.20 GAA and a .940 save percentage.

APRIL 14, 1994

The Panthers complete the most successful season ever by a first-year NHL team with a 4-1 victory over the New York Islanders at Miami Arena. After the game, the players salute the fans for their tremendous support. Said captain Brian Skrudland, "We didn't know what to expect when we came down to Florida, and we certainly didn't expect to have the best fans in the National Hockey League."

JUNE 15, 1994

Vice President and General Manager Bob Clarke is released from the remaining two years of his contract. Clarke returns to the Philadelphia Flyers as president and general manager.

JUNE 28, 1994

The Panthers select ten players in the 1994 NHL Entry Draft, including the number one pick overall in Defenseman Ed Jovanovski. In all, Florida selects 10 amateurs in the 11 rounds of the draft. A crowd of 4,000 overflows the Omni Hotel in Miami as the Panthers host "HockeyFest," an NHL Draft party.

AUGUST 1, 1994

Bryan Murray is named general manager of the Panthers.

SEPTEMBER 4, 1994

The Panthers open their second annual training camp as 59 players report to Peterborough, Ontario.

JANUARY 11, 1995

The NHL Players Association accepts the NHL's final collective bargaining

proposal, putting an end to the 103-day labor dispute that reduced the league's season from 84 to 48 games.

APRIL 20, 1995

The Panthers kick-off a state-wide license plate program, benefiting the Florida Sports Foundation.

JUNE 7, 1995

The Carolina (AHL) Monarchs are named the Panthers' top minor-league affiliate, while Florida retains its affiliation with the Cincinnati Cyclones of the IHL.

JUNE 8, 1995

Roger Neilson is relieved of his head coaching duties. Neilson had a record of 53-56-23 (.489 winning pct.) in two seasons behind the Panthers' bench.

JUNE 9, 1995

The Panthers sign 1994 No. 1 draft pick Ed Jovanovski to a multi-year contract.

JULY 8, 1995

The Panthers turn the Broward County Convention Center into a mecca for hockey enthusiasts when they host their second annual "HockeyFest."

JULY 11, 1995

The Panthers select Left Wing Radek Dvorak with their first pick (10th overall) in the 1995 NHL Entry Draft. Florida makes eight more selections at the draft in Edmonton, Alta.

JULY 20, 1995

Rich Kromm is named head coach of the Panthers' AHL affiliate, the Carolina Monarchs.

JULY 24, 1995

Doug MacLean is named head coach of the Panthers. He becomes the second coach in franchise history.

AUGUST 15, 1995

Radek Dvorak signs a multi-year contract. Dvorak was the Panthers' first choice (10th overall) in the 1995 NHL Entry Draft.

SEPTEMBER 11, 1995

The Panthers' third annual training camp opens as 72 players report to Greensboro, North Carolina.





PANTHERS ALL-TIME HISTORY

OCTOBER 8, 1995

Scott Mellanby scores two goals and kills a rat in the Panthers' dressing room prior to the team's 4-3 victory over the Calgary Flames. Mellanby's feat is dubbed a "Rat Trick" by John Vanbiesbrouck, and within weeks, fans begin tossing rats onto the ice to celebrate Florida goals.

JANUARY 20, 1996

Coach Doug MacLean leads the Panthers to the best record in the Eastern Conference and earns the right to coach in the All-Star Game. MacLean is joined in Boston by John Vanbiesbrouck and Scott Mellanby.

JANUARY 23, 1996

Johan Garpenlov scores three goals in the Panthers' 5-4 win at Washington to record the first hat trick in team history.

APRIL 14, 1996

The Panthers conclude the 1995-96 season with 92 points (41-31-10), good for fourth place in the Eastern Conference. The team qualifies for the Stanley Cup Playoffs for the first time.

APRIL 17, 1996

Before a packed house at Miami Arena, the Panthers defeat the Boston Bruins, 6-3, in their first-ever playoff game.

APRIL 27, 1996

In Game 5 of the Eastern Conference Quarterfinals against Boston, Bill Lindsay scores a spectacular goal with 4:57 left in the third period to break a 3-3 tie and give the Panthers their first-ever playoff series victory.

MAY 12, 1996

In Game 5 of the Eastern Conference Semifinals against the Philadelphia Flyers, Mike Hough scores in double OT to give the Panthers a 3-2 lead in the series. Florida eliminates the Flyers two days later in Miami.

JUNE 1, 1996

The Panthers go on the road and defeat the Pittsburgh Penguins, 3-1, in Game 7 of the Eastern Conference Finals to win the Prince of Wales Trophy as champions of the conference. They fly to Colorado after the game to begin preparations for the Stanley Cup Finals.

JUNE 10, 1996

The Panthers and Colorado Avalanche play one of the classic games in Stanley Cup Finals history. The match remains scoreless until Colorado's Uwe Krupp connects at 4:31 of the third OT period to give the Avalanche the victory and its first-ever Stanley Cup title.

JUNE 12, 1996

A capacity crowd fills Miami Arena to thank the Panthers for a wonderful season.

The highlight of the evening occurs when Ed Jovanovski and Rhett Warrenner dump a bucket of water over the head of coach Doug MacLean.

JUNE 22, 1996

The Panthers select nine players at the 1996 NHL Entry Draft in St. Louis, MO. Their top choice (20th overall) is Swedish forward Marcus Nilson.

AUGUST 7, 1996

The Panthers and SportsChannel Florida agree to a multi-year deal for television rights to the club's games.

SEPTEMBER 9, 1996

The Panthers open their fourth annual training camp in Summerside, Prince Edward Island, hometown of coach Doug MacLean.

OCTOBER 30, 1996

The Panthers defeat the Chicago Blackhawks, 3-2, to extend their season-opening unbeaten streak to 12 games (8-0-4). John Vanbiesbrouck is named the NHL's Player of the Month for October after going 6-0-3, with a 1.41 GAA and a .950 SV%.

NOVEMBER 15, 1996

The Panthers conduct an official "ice-breaking" ceremony at the site of their new arena in Sunrise. The event is attended by NHL commissioner Gary Bettman as well as club and government officials.

JANUARY 18, 1997

For the second year in a row, Doug MacLean coaches the Eastern Conference to victory in the NHL All-Star Game. John Vanbiesbrouck makes his third All-Star appearance and Robert Svehla records two assists and a plus-6 rating in the contest.

MARCH 22, 1997

The Panthers celebrate their 50th consecutive sellout (including playoffs) at Miami Arena.

APRIL 11, 1997

The Panthers clinch fourth place in the Eastern Conference and home ice in the first round of the Stanley Cup Playoffs by defeating the Pittsburgh Penguins, 4-2. The Cats finish their fourth season with a record of 35-28-19, good for 89 points.





PANTHERS ALL-TIME HISTORY

APRIL 25, 1997

Esa Tikkanen, who would sign with the Panthers four months later, scores at 12:02 of OT as the New York Rangers eliminate the Cats from the playoffs.

JUNE 21, 1997

The Panthers select 10 players at the 1997 NHL Entry Draft in Pittsburgh, Pennsylvania. Their top choice (20th overall) is left wing/center Mike Brown.

SEPTEMBER 9, 1997

The Panthers open their fifth annual training camp at Miami Arena.

NOVEMBER 24, 1997

Doug MacLean is relieved of his head coaching duties. General Manager Bryan Murray agrees to coach for the remainder of the season.

NOVEMBER 26, 1997

In Bryan Murray's first game behind the Florida bench, the Panthers set a team record by scoring 10 goals in a 10-5 win over the Boston Bruins.

DECEMBER 27, 1997

John Vanbiesbrouck records the 300th victory of his NHL career and 100th as a Panther in a 6-2 win over the New York Islanders at Nassau Coliseum. Vanbiesbrouck becomes the 15th goaltender in NHL history – and second American – to win 300 games.

FEBRUARY 3, 1998

Dino Ciccarelli, who was acquired from the Tampa Bay Lightning three weeks earlier, scores the 600th goal of his NHL career as the Panthers tie the Detroit

Red Wings, 1-1. Ciccarelli becomes the ninth player in NHL history to reach this milestone.

FEBRUARY 8, 1998

The Panthers and 25 other NHL teams begin their "Winter Break" as the league shuts down to enable its players to participate in the Winter Olympics for the first time. John Vanbiesbrouck (USA), Robert Svehla (Slovakia) and Esa Tikkanen (Finland) are the Panthers who head to Nagano, Japan. Tikkanen's club wins the Bronze Medal.

MARCH 24, 1998

The Panthers send Tom Fitzgerald to Colorado and Ray Sheppard to Carolina as General Manager Bryan Murray stays active at the trade deadline.

APRIL 16, 1998

The Panthers play their final game at Miami Arena, losing to the Philadelphia Flyers, 7-3. Florida compiles a record of 81-78-29 (.508 winning pct.) in Miami. Afterwards, the players toss merchandise to the fans and original Panthers John Vanbiesbrouck, Scott Mellanby, Gord Murphy, Paul Laus, Bill Lindsay and Rob Niedermayer are honored.

JUNE 21, 1998

The Panthers name Terry Murray head coach. He becomes the fourth coach in franchise history.





PANTHERS ALL-TIME HISTORY

JUNE 27, 1998

The Panthers select nine players at the 1998 NHL Entry Draft in Buffalo, NY. Their top choice (30th overall) is defenseman Kyle Rossiter.

JULY 14, 1998

The Panthers' new arena in Sunrise is officially named the National Car Rental Center.

SEPTEMBER 12, 1998

The Panthers open their sixth annual training camp at the National Car Rental Center.

SEPTEMBER 19, 1998

"HockeyFest" is held at the National Car Rental Center for the first time.

SEPTEMBER 27, 1998

The Panthers face the Boston Bruins in the first preseason game at the National Car Rental Center.

OCTOBER 9, 1998

The Panthers host the Tampa Bay Lightning in the first regular-season game at the National Car Rental Center. It's the first time the Panthers have ever opened a season at home.

OCTOBER 30, 1998

Rookie Mark Parrish scores four goals at Chicago, setting a new club record and a team rookie record. Parrish notches two in the first period and two more in the third as the Panthers blast the Blackhawks, 7-3. Ray Whitney assists on three of the rookie's goals.

NOVEMBER 3, 1998

Mark Parrish is named NHL Rookie of the Month for October, winning the honor over Los Angeles Goaltender Manny Legace and Vancouver center Bill Muckalt. Parrish led Florida in scoring (6-2-8) for the month, leading the Cats to a 3-3-3 record.

DECEMBER 17, 1998

The Panthers announce they will have their own American Hockey League affiliate in Louisville, Kentucky, signing a long-term player development deal with the Louisville Panthers. Florida will supply a minimum of 18 players to Louisville, which will play its home games at historic Freedom Hall, home of the University of Louisville basketball team.

JANUARY 17, 1999

In the biggest trade in team history, the Panthers acquire star Right Wing Pavel Bure from the Vancouver Canucks. Florida also receives defensemen Bret Hedican and Brad Ference and a 1999 or 2000 draft choice. The Panthers send Ed Jovanovski, Dave Gagner, Mike Brown, Kevin Weekes and a 1999 or 2000 draft choice to the Canucks.

JANUARY 20, 1999

Pavel Bure scores two goals in his first game as a Panther, leading the Cats to a 5-2 victory over the Islanders in New York. Bret Hedican chips in his first two points as a Panther – both assists – in just his second game.

JANUARY 26, 1999

The Russian Rocket ignites the Cats with his first Florida hat trick. Pavel Bure's three goals force a 3-3 tie with the Flyers in Philadelphia. Bure finishes the contest with six goals in his first three games as a Panther.





PANTHERS ALL-TIME HISTORY

JANUARY 27, 1999

Pavel Bure plays his first game at National Car Rental Center. Although he has his three-game goal-scoring streak snapped, he earns his first home point in Florida with an assist, as the Cats top Montreal, 2-1. The win extends Florida's unbeaten streak to four in Bure's first four games.

FEBRUARY 8, 1999

The Panthers announce they have signed Pavel Bure to a five-year contract extension, locking up rights to the "Russian Rocket" through the 2005-2006 season.

MARCH 3, 1999

Four games after returning from a strained right knee, Pavel Bure nets a hat trick on his first three shots against the Colorado Avalanche. But Bure is forced to leave the game when he re-injures his knee and the Cats blow a 5-0 lead by allowing seven unanswered goals. Peter Forsberg scores three goals and adds three assists as Colorado wins 7-5. Bure is out for the season, after undergoing arthroscopic surgery on March 5 and additional surgery on March 29 in Birmingham, Alabama, to repair an anterior cruciate ligament.

APRIL 17, 1999

The Panthers complete their first season at National Car Rental Center with a 6-2 home win over the Tampa Bay Lightning. Despite missing the playoffs for the second straight year, Florida improves by 15 points in the standings in its first season under Terry Murray.

JUNE 25, 1999

Longtime Panther Defenseman Gord Murphy is selected by the Atlanta Thrashers in the NHL Expansion Draft. The Panthers also make a deal with Atlanta, sending Johan Garpenlov, Herbert Vasiljevs, Daniel Tarnqvist and a 1999 sixth-round draft choice to the Thrashers for goaltender Trevor Kidd.

JUNE 26, 1999

The Panthers select 18-year-old right wing Denis Shvidki as their first selection (12th overall) in the 1999 NHL Entry Draft, in Boston. The Kharkov, Ukraine, native had just completed a 94-point season with Barrie (OHL).

JULY 12, 1999

The Panthers name Chuck Fletcher general manager of the Louisville affiliate. Fletcher will also remain assistant general manager of the Florida Panthers, under Bryan Murray.

JULY 22, 1999

Hall of Fame Broadcaster Jiggs McDonald is named radio play-by-play announcer for the Florida Panthers. McDonald will team with Randy Moller on Panthers radio broadcasts for flagship radio station WQAM (560 AM).

AUGUST 9, 1999

SportsChannel Florida and the Florida Panthers announce an agreement that extends the exclusive Panthers

television rights to SportsChannel Florida through the 2010-2011 season.

AUGUST 25, 1999

The Panthers name Steve Dangerfield senior vice president.

SEPTEMBER 3, 1999

Veteran players report for Panthers training camp in Hull, Quebec.

SEPTEMBER 30, 1999

The Cats send original Panther Bill Lindsay to Calgary for Flames' Captain Todd Simpson, a rugged defenseman who would lead Florida with 202 penalty minutes on the season.

OCTOBER 2, 1999

The Florida Panthers open the season with a 4-3 victory over the Washington Capitals at National Car Rental Center. It is the second straight home season-opening win for the Cats since moving to Sunrise. Pavel Bure scores the first of his team-record 58 goals in the contest, returning from major reconstructive knee surgery.

OCTOBER 12, 1999

Panthers Right Wing Pavel Bure records his 500th career NHL point, with an assist on Lance Pitlick's game-winning goal at Montreal. The Cats win 2-1.

NOVEMBER 15, 1999

The Panthers sign unrestricted free agent Forward Ray Sheppard, a playoff hero for Florida during the 1995-96 run to the Stanley Cup Finals. He is the second player in team history to return for a second tour of duty (Dallas Eakins).

NOVEMBER 19, 1999

Panthers Vice President and General Manager Bryan Murray sends goaltender Sean Burke and a fifth-round pick in the 2000 Entry Draft to Phoenix for goalie Mikhail Shtalenkov and the Coyotes' fourth-round pick in 2000.

DECEMBER 20, 1999

Panthers Right Wing Pavel Bure is named NHL Player of the Week, and celebrates by scoring a goal in his fifth straight game, establishing a new franchise record. Florida, however, falls 6-4 at home to Toronto.

DECEMBER 27, 1999

With an assist in his seventh straight game, Pavel Bure establishes another franchise record. His helper is part of a 6-1 victory at Tampa Bay.

JANUARY 1, 2000

The Panthers kick off the new millennium with a 7-5 home win over Tampa Bay. Pavel Bure ties a team record with four goals in the contest and equals his own franchise mark of three goals in a period. Mike Vernon notches his first victory in a Panthers uniform.





PANTHERS ALL-TIME HISTORY

JANUARY 14, 2000

Original Panther and Florida captain Scott Mellanby records his 600th NHL point with a game-winning goal in a home win over Carolina, 5-1.

JANUARY 22, 2000

Pavel Bure scores his 300th NHL goal, setting a new team record for goals in a season (33) in the process. He also scores No. 301 with an overtime game-winner in a 4-3 home victory over Boston. It is also a new team record for game-winning goals in a season (8).

FEBRUARY 6, 2000

The Panthers are the highlight of the 2000 NHL All-Star Game at Air Canada Centre in Toronto. Pavel Bure wins game MVP honors with a hat trick and an assist. Center Viktor Kozlov leads all players with three assists and left wing Ray Whitney leads the North American team with a goal and an assist.

MARCH 1, 2000

Panthers Captain Scott Mellanby plays in his 1,000th NHL game. He leads the Cats by scoring the opening goal in Florida's 3-1 home victory over Toronto.

MARCH 3, 2000

Right Wing Pavel Bure's assist sets a new club record for points in a season (71), as the Panthers fall 4-2 at NY Rangers.

MARCH 10, 2000

The Panthers claim center Len Barrie off waivers from Los Angeles. Barrie, who played two games for the Cats during their inaugural season in

1993-94, becomes the third Panther ever and second this season to return to play for the Cats.

MARCH 11, 2000

Scott Mellanby plays in his 500th game as a Panther, recording an assist in a 5-2 home loss to Chicago.

MARCH 18, 2000

Pavel Bure sets franchise records with his fourth hat trick of the season and his sixth career Florida hat trick, in a 4-2 victory at NY Islanders.

MARCH 25, 2000

National Car Rental Center sees a National Hockey League record fall, as Pavel Bure scores a goal. Bure's tally breaks the NHL mark for goals by a brother combination in one season (89), topping the record set by Bobby and Dennis Hull in 1968-69. Pavel and his brother Valeri would combine for 93 goals on the season. The Cats beat Montreal 4-2.





PANTHERS ALL-TIME HISTORY

APRIL 3, 2000

The Panthers' 5-2 home victory over New Jersey establishes a new franchise record for wins in a season (42).

APRIL 9, 2000

The Cats conclude their most successful season ever in terms of wins (43) and points in the standings (98).

APRIL 18, 2000

The first NHL playoff game at National Car Rental Center results in a 2-1 Panthers loss to eventual Stanley Cup winner New Jersey.

APRIL 20, 2000

The Panthers' season comes to an end, with a 4-1 home playoff loss to New Jersey. The Cats sold out both home playoff contests (19,250).

JUNE 24, 2000

Cats acquire Goaltender Roberto Luongo and Center Olli Jokinen from the New York Islanders, in exchange for Mark Parrish and Oleg Kvasha. The trade is the talk of the 2000 NHL Entry Draft in Calgary, Alberta. The Panthers make Russian defenseman Vladimir Sapozhnikov their first selection (58th overall) at the draft.

SEPTEMBER 8, 2000

Veterans report to training camp in Hull, Quebec for the second straight year.

OCTOBER 6, 2000

The Panthers open their eighth season with a 4-3 overtime home loss to Vancouver. It is Pavel Bure's first game against his old team and he notches a goal and an assist. The Cats get a point for the overtime loss.

OCTOBER 22, 2000

Rookie Goaltender Roberto Luongo gets his first shutout with Florida, before his first win, as the Cats tie the expansion Minnesota Wild 0-0 on the road in their first meeting. Luongo makes 20 saves in the shutout – the first of a team record five he would record on the season.

NOVEMBER 6, 2000

The Panthers sign veteran Left Wing Greg Adams and trade Defenseman Jaroslav Spacek to Chicago for Anders Eriksson, in a move designed to halt an early season slide.

DECEMBER 11, 2000

At a press conference in downtown Ft. Lauderdale, NHL Commissioner Gary Bettman announces that the Panthers will host the 2003 NHL All-Star Weekend at National Car Rental Center on Feb. 1-2, 2003.

DECEMBER 28, 2000

After a 6-18-7-5 start, caused in part by a rash of early injuries, Vice President and General Manager Bryan Murray and Head Coach Terry Murray are relieved of their duties. Duane Sutter becomes the Panthers' fifth head coach.

FEBRUARY 4, 2001

Right Wing Pavel Bure notches two assists as the Panthers' lone representative in the 2001 NHL All-Star Game in Denver, Colorado.

FEBRUARY 9, 2001

Original Panther Scott Mellanby is traded to playoff contender St. Louis in exchange for prospect David Morisset and a conditional draft choice. Only Paul Laus and Rob Niedermayer remain as original Panthers.

MARCH 13, 2001

The Panthers are active at the trade deadline, swapping Ray Whitney to Columbus for Kevyn Adams, and getting draft picks for Mike Sillinger and Todd Simpson.

APRIL 3, 2001

Pavel Bure's shorthanded goal against Roman Cechmanek gives the Russian Rocket 59 tallies on the season, breaking his own franchise record.

APRIL 7, 2001

Roberto Luongo caps an outstanding rookie season with a team record fifth shutout. His 25 saves ends his year with the second-highest save percentage ever for a rookie (.920). The 3-0 win over the NY Rangers closes Florida's third season at National Car Rental Center. Pavel Bure's 59 goals on the season wins him the Maurice Richard Trophy for the second straight season, making him the first NHL player to accomplish the feat.

JUNE 5, 2001

A group of eight primary investors, led by Alan P. Cohen, CEO of generic drug maker Andrx Corp., purchases the Panthers from Boca Resorts, Inc. The group of South Florida businessmen includes former NFL quarterback Bernie Kosar, auto magnates Al Maroone and Michael Maroone, Precision Response CEO David Epstein, advertising mogul Jordan Zimmerman and Andrx officials Steve Cohen and Dr. Elliott Hahn. H. Wayne Huizenga, the man who brought the NHL to South Florida, stays on as a minority partner.

JUNE 7, 2001

Head Coach Duane Sutter signs a multi-year deal to remain at the helm of the Panthers.

JUNE 23, 2001

The Panthers host the first day of the two-day NHL Entry Draft at National Car Rental Center. It is South Florida's first major NHL event since the Panthers brought the Stanley Cup Finals to Miami Arena in 1996. Florida is the first "Sun Belt" team to host the NHL Entry Draft. The Cats make Canadian center Stephen Weiss their first selection in the draft (fourth overall). The Panthers also create a buzz by trading original Panther Rob Niedermayer to Calgary for Valeri Bure and Jason Wiemer.





PANTHERS ALL-TIME HISTORY

JUNE 24, 2001

The 2001 NHL Entry Draft concludes at National Car Rental Center. A total of 9,623 fans attend the event – the most ever for a U.S.-based Draft. The Panthers draft 12 players in all. The Panthers also announce that Paul Baxter has been named assistant coach.

JULY 25, 2001

The NHL Board of Governors approves the transfer of the Panthers from Boca Resorts, Inc. to the new local ownership group, headed by Alan Cohen, Bernie Kosar and David Epstein.

SEPTEMBER 3, 2001

The Panthers open their third straight rookie camp in Hull, Quebec.

SEPTEMBER 10, 2001

Main training camp opens in South Florida.

SEPTEMBER 22, 2001

The Panthers host "HockeyFest 2001" and NHL Breakout at National Car Rental Center, in preparation for the 2001-02 NHL season.

OCTOBER 4, 2001

Florida opens its ninth NHL season on the road at Philadelphia.

NOVEMBER 1, 2002

Panthers Left Wing Kristian Huselius is named NHL Rookie of the Month for October.

DECEMBER 3, 2001

Mike Keenan becomes the sixth head coach in Panthers history, replacing Duane Sutter. Chuck Fletcher takes over interim general manager duties.

JANUARY 16, 2002

All-Star Defenseman Sandis Ozolinsh becomes a Panther, after being acquired from Carolina along with Byron Ritchie in exchange for Bret Hedican, Kevyn Adams, Tomas Malec and a draft pick. Ozolinsh makes his Panthers debut against Chicago.

JANUARY 18, 2002

Panthers Goaltender Roberto Luongo and Left Wing Kristian Huselius are selected for the NHL's inaugural YoungStars Game.

MARCH 18, 2002

The Pavel Bure era ends in South Florida, as the right wing is traded to the New York Rangers for Filip Novak, Igor Ulanov and draft picks.

APRIL 1, 2002

Left Wing Niklas Hagman is named NHL Rookie of the Month for March.

APRIL 3, 2002

19-year-old Center Stephen Weiss makes his NHL debut and

scores a goal as the Panthers defeat Pittsburgh at home.

APRIL 16, 2002

The Panthers win the NHL Draft Lottery and will select first overall at the 2002 NHL Entry Draft. The Cats also sign first-round picks Stephen Weiss and Lukas Krajicek to entry-level contracts.

MAY 1, 2002

The NHL announces that Panthers Left Wing Kristian Huselius is a finalist for the Calder Memorial Trophy.

MAY 6, 2002

The American Hockey League approves the purchase of an AHL franchise by the Panthers and San Antonio Spurs of the NBA. The team, named the Rampage, will play at San Antonio's new SBC Arena.

MAY 10, 2002

Rick Dudley is named Panthers general manager.

MAY 31, 2002

John Torchetti is named head coach of Florida's AHL affiliate in San Antonio.

JUNE 22-23, 2002

The Panthers trade the number one pick and still select top-ranked prospect Jay Bouwmeester with the third overall selection in the 2002 NHL Entry Draft in Toronto. The Cats also get the right to trade first-round picks with Columbus in 2003. Florida also selects Petr Taticek with the ninth overall selection, and grabs Rob Globke and Gregory Campbell in the second and third rounds, respectively. Florida finishes the 2002 Entry Draft with six selections on Day Two.

JULY 11, 2002

Scott Luce is named Panthers director of amateur scouting

SEPTEMBER 14, 2002

HockeyFest 2002 kicks off the Panthers' Ten-Year Anniversary Season at Office Depot Center.

OCTOBER 10, 2002

The Panthers open their tenth season against cross-state rival Tampa Bay at Office Depot Center.

JANUARY 29, 2003

NHL All-Star festivities begin in South Florida as the Stanley Cup arrives via boat on the Las Olas riverfront.

JANUARY 30, 2003

The NHL All-Star Block Party kicks off four days of activity at the Office Depot Center.

FEBRUARY 1, 2003

Jay Bouwmeester, Stephen Weiss and Niklas Hagman represent the Panthers and the Eastern Conference in the 2003 NHL YoungStars Game at the Office Depot Center. Weiss scores a goal and adds an assist and Bouwmeester chips in an assist. Olli Jokinen represents Florida in the 2003 All-Star Superskills Competition.





PANTHERS ALL-TIME HISTORY

FEBRUARY 2, 2003

The Office Depot Center hosts the NHL All-Star Game, which visits South Florida for the first time. Olli Jokinen scores a goal and adds three assists in front of his home crowd in his All-Star debut. Sheryl Crow performs live in the Office Depot Center parking lot after the game.

FEBRUARY 6, 2003

Roberto Luongo stops 28 shots to become the club's all-time leader in shutouts (14), passing John Vanbiesbrouck.

FEBRUARY 18, 2003

Roberto Luongo makes 24 saves to record his sixth shutout of the season and sets a new Panthers single-season shutout record.

JUNE 13, 2003

Jay Bouwmeester is named to the NHL's All-Rookie Team.

SEPTEMBER 1, 2003

The Florida Panthers, incredibleICE and Arena Operating Company (AOC) join forces and become one single, united entity.

SEPTEMBER 18, 2003

Michael Yormark is named Office Depot Center and Florida Panthers Chief Operating Officer.

OCTOBER 10, 2003

Florida opens its 11th season against division rival Carolina at the Office Depot Center.

NOVEMBER 9, 2003

General Manager Rick Dudley becomes the seventh head coach in Panthers history, replacing Mike Keenan. Dudley continues his role as general manager.

Steve Ludzik becomes an assistant coach.

JANUARY 8, 2004

Nathan Horton becomes the youngest player in NHL history to successfully attempt a penalty shot at 18 years, 224 days, beating Philadelphia Flyers Goalie Jeff Hackett.

FEBRUARY 7, 2004

Roberto Luongo represents the Panthers and the Eastern Conference in the 2004 All-Star Superskills Competition, winning the goaltending event.

FEBRUARY 8, 2004

Roberto Luongo participates in the NHL All-Star game, allowing just one goal on nine shots.

FEBRUARY 9, 2004

Assistant Coach John Torchetti becomes the eighth head coach in Panthers history. Rick Dudley continues his duties as general manager.

MARCH 2, 2004

Roberto Luongo makes 29 saves to record his seventh shut-out of the season, a new Panthers record.

MAY 2004

The NHL announces that Roberto Luongo is a finalist for the Vezina Trophy.

MAY 26, 2004

Mike Keenan named as the Panthers new general manager, replacing Rick Dudley. Jacques Martin becomes the ninth head coach in Panthers history, replacing John Torchetti.





PANTHERS ALL-TIME HISTORY

JUNE 26, 2004

The Florida Panthers select Center Rostislav Olesz from the Czech Republic with the seventh overall pick of the 2004 NHL Entry Draft.

JUNE 7, 2005

The Office Depot Center, Florida Panthers and incredible ICE announce the formation of Sunrise Sports and Entertainment (SSE). Sunrise Sports and Entertainment serves as an umbrella for all of its operating entities: the Office Depot Center, the Florida Panthers, incredible ICE, the Sinatra Theatre, SSE Publications, SSE Strategic Partnerships and SSE Business Development.

JUNE 20, 2005

The Panthers are awarded the 2005 "Stanley Cup of Business" from the Street & Smith's SportsBusiness Journal.

JULY 7, 2005

Sports Radio 560 WQAM signs a two-year contract with the Panthers to retain radio rights.

JULY 22, 2005

The NHL's Board of Governors ratifies the terms of a six-year Collective Bargaining Agreement negotiated with the NHL Players' Association, ending a 310-day work stoppage.

JULY 30, 2005

Florida selects Left Wing Kenndal McArdle with 20th Overall Pick in the 2005 NHL Entry Draft. The Panthers acquired the pick after trading their 29th overall selection and a second round pick in the 2006 draft to the Philadelphia Flyers.

AUGUST 1, 2005

The Panthers ink free agent NHL All-Star veterans Joe Nieuwendyk and Gary Roberts to two-year contracts. Nieuwendyk and Roberts bring a combined four Stanley Cup rings to the Panthers as well as over 2,000 games played.

AUGUST 2, 2005

NHL Veteran Martin Gelinas signs a two-year contract, adding another player with over 1,000 games played to the club. Gelinas also brings to the club Stanley Cup experience, appearing with four teams and winning a Cup with Edmonton.

AUGUST 17, 2005

Rostislav Olesz, the top pick from 2004 NHL Entry Draft, signs three-year entry-level contract with the Panthers.

AUGUST 22, 2005

Panthers announce a one-year affiliation agreement with the Florida Everblades of the ECHL.

AUGUST 31, 2005

The Panthers announce an agreement with the Buffalo Sabres to place Panthers prospects with Buffalo's American Hockey League affiliate, the Rochester Americans.

SEPTEMBER 6, 2005

In a joint press conference, Sunrise Sports & Entertainment and BankAtlantic announce a new naming rights agreement for the home of the Panthers, the BankAtlantic Center.

OCTOBER 5, 2005

The Panthers open their 12th NHL season against Southeast Division rival Atlanta.

OCTOBER 7, 2005

For the first time in their history, the Panthers record back-to-back shutouts to open the season. Oct. 5, the Cats shutout Atlanta 2-0, and on Oct. 7 the Cats shut out Tampa Bay 2-0.





PANTHERS ALL-TIME HISTORY

OCTOBER 20, 2005

The Panthers set a new franchise record with 28 shots on goal in the second period versus the Washington Capitals.

NOVEMBER 19, 2005

Gary Roberts record his 400th career NHL goal against the New York Islanders.

NOVEMBER 25, 2005

Olli Jokinen records his first career NHL hat trick versus the Pittsburgh Penguins.

DECEMBER 13, 2005

Nathan Horton records his first career NHL hat trick, becoming the youngest Panther ever to accomplish this feat (20 years old).

FEBRUARY 14-27, 2006

Six Cats represented the Panthers at the 2006 Torino Winter Olympic Games with Olli Jokinen (Finland) collecting a Silver Medal and Rostislav Olesz (Czech Republic) collecting a Bronze Medal. Jacques Martin (Canada), Jay Bouwmeester (Canada), Roberto Luongo (Canada) and Jozef Stumpel (Slovakia) also were selected to represent their respective countries at the Olympics.

MARCH 20, 2006

Olli Jokinen scores his fourth overtime goal of the season, tying an NHL record for overtime goals in one season since the five-minute overtime period was adopted.

APRIL 13, 2006

Against Ottawa, Roberto Luongo sets a franchise record with his 107th victory in a Panther uniform surpassing the mark of 106 set by John Vanbiesbrouck.

MAY 11, 2006

The Panthers host the first "Cats Cookout" at the BankAtlantic Center. The event features players, food, and drinks, and allows fans to purchase season tickets for the upcoming season.

JUNE 23, 2006

The Cats send G Roberto Luongo and D Lukas Krajicek to Vancouver in exchange for RW Todd Bertuzzi, G Alex Auld and D Bryan Allen.

JUNE 24, 2006

The Panthers select Center Michael Frolik with the 10th overall pick in the 2006 NHL Entry Draft.

SEPTEMBER 3, 2006

Head Coach Jacques Martin becomes the new general manager following the resignation of Mike Keenan. Martin continues his role as head coach becoming the only person in the NHL to hold both positions at the same time.

SEPTEMBER 23, 2006

The Panthers and New York Rangers play an exhibition game in San Juan, Puerto Rico marking the first time an NHL game is played in the Caribbean.

OCTOBER 6, 2006

Florida opens its 13th season. Alex Auld records his first

win as a Panther as Florida defeats Boston 8-3 in front of a sold-out BankAtlantic Center crowd. Todd Bertuzzi records four points (1-3-4) in his first game setting a record for most points by a Panthers player in his debut game.

OCTOBER 28, 2006

The Florida Panthers enter a shootout with the NY Islanders that lasts 10 rounds, the longest shootout in franchise history.

OCTOBER 20, 2006

Florida defeats Philadelphia at the BankAtlantic Center to improve to 4-0 at home to open the season. The 4-0 start ties the Cats record set during the 1995-96 season. Also on that night, Olli Jokinen scored the GWG setting a new Cats record with his 24th GWG as a member of the Panthers.

NOVEMBER 2, 2006

Florida Panthers head coach Jacques Martin posts the 450th win of his career, the 13th coach to ever reach that mark.

NOVEMBER 16, 2007

Olli Jokinen records a hat trick, the second of his career in a 5-1 win over Montreal.

DECEMBER 29, 2007

A Panthers franchise record 19,772 fans pack the BankAtlantic Center to watch Florida defeat Montreal 3-1.

JANUARY 10, 2007

Olli Jokinen records his second hat trick of the season and third overall in a 5-2 victory over the Pittsburgh Penguins.

JANUARY 13, 2007

Stephen Weiss records his first career NHL hat trick in a 7-3 victory over the Washington Capitals. Weiss' hat trick becomes the second consecutive at home by a Florida Panther. Florida also records a franchise-high 54 shots on goal in the win.

JANUARY 16, 2007

The Florida Panthers franchise plays their 1000th regular season game versus the Carolina Hurricanes.

JANUARY 26, 2007

The Panthers announce the hiring of Randy Sexton as the team's new assistant general manager.

FEBRUARY 13, 2007

Ed Belfour records his 76th career shutout to tie Tony Esposito for eighth on the NHL's all-time shutouts list at Montreal.





PANTHERS ALL-TIME HISTORY

FEBRUARY 27, 2007

Olli Jokinen records his third hat trick of the season in a 6-5 shootout win over Washington.

MARCH 3, 2007

GM/Head Coach Jacques Martin coaches in his 1000th career NHL game against Tampa Bay.

MARCH 6, 2007

Stephen Weiss becomes the youngest Panther in franchise history to wear the "A" on his sweater when he takes the ice in Atlanta.

MARCH 17, 2007

Olli Jokinen records a franchise record six points (2-4-6) in one game on March 17 in an 8-5 win over the NY Islanders.

MARCH 22, 2007

Chris Gratton plays in his 1000th career NHL game against Ottawa.

MARCH 27, 2007

Ed Belfour sets a new Panthers record playing in his 27th consecutive game in net.

APRIL 7, 2007

Martin Gelas scores his 300th career NHL goal against Carolina.

APRIL 26, 2007

The Florida Panthers announce the hiring of former Panther Joe Nieuwendyk as the team's new special assistant to the general manager.

JUNE 21, 2007

The Panthers ink Nathan Horton to the longest contract at the time in franchise history, signing him to a six-year deal.

JUNE 22, 2007

Florida again pulls off a blockbuster trade at the NHL Entry Draft acquiring G Tomas Vokoun from Nashville in exchange for three draft picks. Florida also selects D Keaton Ellerby with the 10th overall pick at the 2007 NHL Entry Draft.

JULY 1, 2007

The Panthers are active on the first day of free agency signing Radek Dvorak, Brett McLean and Richard Zednik.

JULY 16, 2007

The Florida Panthers announce that the team's games will now be heard on 790 The Ticket. Also, radio play-by-play announcer Steve Goldstein becomes the team's new television play-by-play voice on FSN Florida.

JULY 28, 2007

The Panthers host a reunion game at the BankAtlantic Center for the "Year of the Rat", the 1996 Panthers that won the Eastern Conference Championship. At the

reunion the Panthers unveil their new jerseys for the upcoming season.

OCTOBER 4, 2007

Florida opens its 14th season. Brett McLean scores a goal in his first game as a Panther but the Cats fall to the NY Rangers in Madison Square Garden 5-2.

OCTOBER 24, 2007

Panthers Captain Olli Jokinen sets two new franchise records as he records two goals against Philadelphia to record his 355th point and 158th goal as a Panther.

NOVEMBER 28, 2007

Panthers head coach Jacques Martin sets a new franchise record with his 84th coaching victory as Cats bench boss in a 2-1 shootout win over Washington.

JANUARY 19, 2008

18-year old Shawn Matthias scores his first two career NHL goals in only his second career NHL game in Washington. Matthias had made his NHL debut the night before in New Jersey.

FEBRUARY 5, 2008

Florida sets a franchise record for largest margin of victory as well as most goals ever scored in a road game as they defeat Toronto at the Air Canada Center 8-0 behind a Richard Zednik hat-trick.

MARCH 2, 2008

Panthers Craig Anderson sets a modern day NHL record by stopping 53 shots in a 1-0 shootout, the most saves ever recorded in an NHL shootout.

MARCH 4, 2008

The Panthers and Craig Anderson set an NHL record by recording their second consecutive 1-0 road shootout. Anderson records his second consecutive shootout and his 93 combined saves in two games sets an NHL record.

MARCH 16, 2008

Florida ties two franchise records by recording their seventh consecutive victory and fifth consecutive home victory in a 3-1 win over Atlanta.

APRIL 4, 2008

Florida sets a new franchise record by winning their 19th road game of the season in a 4-3 win at Carolina.

MAY 16, 2008

The Panthers announce that Jacques Martin has agreed to a contract extension to remain solely as the team's General Manager through the 2011-12 season.

JUNE 13, 2008

The Panthers officially announce Peter DeBoer as the franchise's 10th head coach in team history.

JUNE 19, 2008

The Panthers announce they have agreed to a full affiliation with the Rochester Americans of the American Hockey League. For the past three seasons Florida had split its affiliation with Buffalo.





PANTHERS ALL-TIME HISTORY

JUNE 20, 2008

Florida acquires defensemen Keith Ballard and Nick Boynton as well as a second round pick from the Phoenix Coyotes in exchange for the Panthers Olli Jokinen.

JUNE 30, 2008

Florida announces they have signed RW Rostislav Olesz to a franchise record-tying six-year contract.

SEPTEMBER 2, 2008

Florida acquires D Bryan McCabe and a fourth-round pick from Toronto in exchange for D Mike Van Ryn.

SEPTEMBER 9, 2008

Florida announces they have signed D Keith Ballard to a six-year contract extension beginning with the 2009-10 season.

OCTOBER 11, 2008

Peter DeBoer earns his first NHL head coaching victory a 3-2 win over Atlanta, a day after making his coaching debut at Carolina. Michael Frolik makes his NHL debut.

NOVEMBER 2, 2008

Jay Bouwmeester played his 400th career NHL game at Atlanta.

MARCH 7, 2009

With his hat trick in Florida's 5-3 win against the St. Louis Blues, David Booth became the fourth Panthers player to record two hat tricks in a season.

MARCH 28, 2009

Cory Stillman recorded his 250th career NHL goal at Dallas. Radek Dvorak records his 500th career NHL point with an assist at Dallas.

APRIL 11, 2009

With his two goal effort in Florida's 7-4 win over Washington, David Booth became the sixth player in Panthers history to score at least 30 goals in a season.

MAY 6, 2009

Panthers announce the restructuring of hockey club's broadcast teams. Steve Goldstein will continue the television play-by-play with Bill Lindsay joining him as color analyst, and as Randy Moller will be calling the Panthers radio broadcasters 790 The Ticket.

MAY 15, 2009

The Panthers announced that they are to open their 2009 Training Camp in Port Hawkesbury, Nova Scotia, where they will play their first pre-season game against Ottawa on Tuesday, Sep. 15 in Halifax.

JUNE 1, 2009

Jacques Martin accepts head coaching position with the Montreal Canadiens. Alternate Governor Bill Torrey selected to lead the search for the club's new general manager.

JUNE 19, 2009

The Panthers acquire veteran center Steven Reinprecht from the Phoenix Coyotes in exchange for prospect Stefan Meyer. Reinprecht then signs a three-year deal with the team.

JUNE 26, 2009

Florida drafts Russian defenseman Dmitry Kulikov with their first-round pick (#14 overall) at the 2009 draft, held in Montreal.

JUNE 27, 2009

Florida trades former first-round pick Jay Bouwmeester to Calgary for defenseman Jordan Leopold and a third-round pick in the 2009 draft. The Panthers then use that pick (#67 overall) on speedy winger Josh Birkholz from the US-18 program.

JULY 1, 2009

The Panthers re-sign dynamic forward David Booth to a six-year extension and Radek Dvorak to a two-year deal and sign goaltender Scott Clemmensen (3-years) and defenseman Ville Koistinen (2-years).

AUGUST 31, 2009

Robb Tallas is hired as the club's goaltending consultant.

SEPTEMBER 13, 2009

The Panthers open the 2009 training camp in Port Hawkesbury.

OCTOBER 2, 2009

Randy Sexton is named the Panthers' new General Manager and the eighth in franchise history.

OCTOBER 2, 2009

The Panthers open the 2009-10 NHL season with a 4-3 shootout victory over the Chicago Blackhawks at the Hartwall Arena in Helsinki, Finland. It is the NHL's first regular season game ever played in Finland.

NOVEMBER 6, 2009

Bryan McCabe plays in his 1,000th career NHL game against the Washington Capitals.

NOVEMBER 16, 2009

Sunrise Sports & Entertainment announces that Cliff Viner and Stu Siegel assume the roles of Co-Managing Partners of SSE, the Florida Panthers and the BankAtlantic Center. Under the new ownership structure, Viner is the club's Chairman and Alternate Governor, while Siegel is the Chief Executive Officer and NHL Governor.

NOVEMBER 23, 2009

Radek Dvorak plays in his 500th game as a Panther in a loss at Pittsburgh. Dvorak becomes the seventh player in franchise history to appear in 500 games with the team.





PANTHERS ALL-TIME HISTORY

DECEMBER 7, 2009

Radek Dvorak plays in his 1,000th NHL game against the Edmonton Oilers.

FEBRUARY 16-28, 2010

Goaltender Tomas Vokoun (Czech Republic) and defenseman Dennis Seidenberg (Germany) represent their countries at the 2010 Winter Olympics in Vancouver, British Columbia.

MARCH 9, 2010

The Panthers collect the 500th victory in franchise history in a 3-2 shootout win over the Minnesota Wild. They also set a new franchise low for shots against in a single game (including overtime) by holding the Wild to just 11 shots.

MARCH 20, 2010

The Panthers unveil their new Den Of Honor prior to a game against the Buffalo Sabres. The Den of Honor commemorates key figures and events in team history as well as the growth of youth and high school hockey in South Florida. Notable Panthers alumni including Brian Skrudland, Scott Mellanby, Bill Lindsay and Paul Laus appear at the Den's opening.

MARCH 21, 2010

Stephen Weiss scores his 100th NHL goal in a 5-2 win over the Tampa Bay Lightning.

APRIL 10, 2010

Bryan McCabe records his 1,000th NHL point with an assist in a 4-3 loss against the Tampa Bay Lightning.

MAY 17, 2010

The Panthers hire Dale Tallon as the ninth General Manager in franchise history.

JUNE 8, 2010

The Panthers announce that, beginning with the 2010-11 NHL season, all radio broadcasts will move from ESPN Radio 790 The Ticket to 560 WQAM, which had served as the team's radio partner from 1993-2007.

JUNE 22, 2010

The Panthers trade centers Nathan Horton and Gregory Campbell to the Boston Bruins in exchange for defenseman Dennis Wideman and two Draft picks, including the Bruins' first round pick in the 2010 NHL Entry Draft (15th overall).

JUNE 25, 2010

Florida trades defenseman Keith Ballard and right wing Victor Oreskovich to the Vancouver Canucks in exchange for right wings Michael Grabner and Steve Bernier and the Canucks' first round selection in the 2010 NHL Entry Draft (25th overall).

JUNE 25, 2010

The Panthers own three selections in the first round of the 2010 NHL Entry Draft, held at the Staples Center in Los Angeles. With their first pick (#3 overall) they select defenseman Erik Gudbranson. They also select center Nick Bjugstad (#19 overall) and left wing Quinton Howden (#25 overall) in the first round. They make 13 selections over the two day period.

JULY 23, 2010

Cliff Viner takes over as General Partner, Chairman & CEO of the Florida Panthers Hockey Club and the BankAtlantic Center. Viner is now solely responsible for all decisions as it relates to SSE and all of its operating entities.





PANTHERS ALL-TIME HISTORY

OCTOBER 23, 2010

The Panthers honor former President Bill Torrey by raising his jersey to the rafters. Florida goes onto win the game 4-3 over the New York Islanders.

NOVEMBER 3, 2010

The Panthers post a franchise record 55 shots on goal against Atlanta at the BankAtlantic Center. Two nights later they record 50 shots on goal against Carolina. The 105 shots was the highest two-game total in the NHL since the New York Rangers posted 107 shots in two games in 1994.

NOVEMBER 12, 2010

Radek Dvorak becomes the franchise's all-time games played leader when he takes to the ice against Minnesota for his 574th game as a Panther, passing Robert Svehla. Dvorak finishes with 613 games before being traded to Atlanta at the trade deadline.

FEBRUARY 3, 2011

Cory Stillman becomes the 262nd player in NHL history to skate in 1,000 career games when he skates against Philadelphia at the BankAtlantic Center.

APRIL 9, 2011

The Panthers play in their 49th one-goal game of the season, a 1-0 victory over Washington to end the 2010-11 campaign. It's the most one-goal games (excluding ties) in franchise history, surpassing the 47 games in 2007-08.

JUNE 1, 2011

The Panthers hire former Portland Pirates (AHL) coach Kevin Dineen as the franchise's new head coach.

JUNE 25, 2011

The Panthers acquire All-Star defenseman Brian Campbell from the Chicago Blackhawks in exchange for Rostislav Olesz at the NHL Draft in Minnesota. Florida uses their first round pick (3rd overall) on Memorial Cup MVP Jonathan Huberdeau (Saint John) earlier that night and goes on to select 10 players overall. The Panthers cap off the momentous night when they unveil their new red home jerseys with the announcement of Huberdeau as their selection.

JULY 1, 2011

GM Dale Tallon is very active on the first day of free agency, signing Sean Bergenheim, Tomas Fleischmann, Marcel Goc, Ed Jovanovski, Jose Theodore, Scottie Upshall, and Nolan Yonkman while acquiring Kris Versteeg from the Flyers.

JULY 8, 2011

The Panthers host an introductory press conference to introduce the new players signed in free agency or acquired via trade over a week span at the end of June and beginning of July. The players present include Matt Bradley, Brian Campbell, Tomas Fleischmann, Ed Jovanovski, Tomas Kopecky, Jose Theodore, Scottie Upshall, Kris Versteeg and Nolan Yonkman.

NOVEMBER 10, 2011

The Panthers make their first trip to Winnipeg since 1996 and come away victorious, 5-2. Kris Versteeg tallies his first career hat trick and the only one of the season for the Panthers.

NOVEMBER 21, 2011

The Panthers find themselves down three goals after the first period against the New Jersey Devils. The Comeback Cats then proceed to score two goals in the second and two more in the third to get their largest regulation comeback in franchise history.

JANUARY 16, 2012

Forward Stephen Weiss becomes the franchise's all-time leader in assists when he records his 232nd against Boston.

FEBRUARY 23, 2012

Stephen Weiss becomes the franchise's all-time leader in games played when he takes the ice against Minnesota for his 614th game. Weiss finishes the season with 637.

FEBRUARY 28, 2012

The Panthers jump out to a big lead against Toronto from the onset behind goals by Marcel Goc and Mike Santorelli. The quick 2-0 lead just 2:21 into the game is the fastest two goals in an away game in franchise history.

MARCH 11, 2012

After a 2-0 victory against the Hurricanes, the Panthers stand atop the Southeast Division at the latest point in franchise history. The previous best was March 10th, 2000.

MARCH 23, 2012

Defenseman Jason Garrison sets a franchise record for goals by a blueliner with his 16th against Edmonton.

APRIL 7, 2012

After a 12 year playoff drought spanning 10 seasons, the Panthers finally get the monkey off their back as they defeat the Hurricanes 4-1 to clinch their first Southeast Division crown.

APRIL 15, 2012

The Panthers win their first playoff game since April 17, 1997. Forward Stephen Weiss scores two goals in his playoff debut and Goalie Jose Theodore stops 23 shots to defeat the Devils, 4-2 in Game Two at the BankAtlantic Center

JUNE 22-23, 2012

In their latest first round selection since the 2000 NHL Draft (28th overall) the Panthers select D Michael Matheson from Dubuque (USHL) with the 23rd overall selection in Pittsburgh. Florida makes five selections overall.

SEPTEMBER 10, 2012

Sunrise Sports & Entertainment and BB&T announce a new 10-year naming rights agreement for the home of the Panthers, the BB&T Center.

JANUARY 12, 2013

The NHL Players Association accepts the NHL's collective bargaining proposal, putting an end to the 113-day labor dispute that reduced the league's season from 82 to 48 games. The NHL season kicks off January 19.

JANUARY 16, 2013

Defenseman Ed Jovanovski named captain of the Panthers. a 17-year veteran became the seventh captain in franchise history.

FEBRUARY 26, 2013

Right Wing Tomas Kopecky netted his first career hat trick, recording four points (3-1-4) in a 6-4 win vs Pittsburgh.

MARCH 5, 2013

Jonathan Huberdeau became the first Panther to score on two penalty shots in a season, and the first rookie to do so since David Vyborny (2000-01).

MARCH 1, 2013

Jonathan Huberdeau was named NHL's Rookie of the Month. He recorded nine points (6-3-9) in 13 games leading all rookies in goal scoring with six goals.

MARCH 5, 2013

Markstrom won his first career home game with a 4-1 victory vs. Winnipeg. He faced 31 shots (30 saves), posting a .968 SV%.

JUNE 15, 2013

Jonathan Huberdeau wins the Calder Trophy selected as the rookie most proficient in his first year of competition in the NHL. Huberdeau becomes the first Panther to win the award.

JUNE 30, 2013

The Panthers select Aleksander Barkov with the second overall pick in the 2013 NHL Entry Draft.





PANTHERS ALL-TIME HISTORY

SEPTEMBER 27, 2013

A change in the team's ownership is announced as Vincent Viola assumes the role of Principal Owner, Chairman & Governor of the Florida Panthers, with Doug Cifu being named Vice Chairman, Partner & Alternate Governor.

NOVEMBER 8, 2013

The Panthers hire San Antonio Rampage head coach, Peter Horachek as Interim Head Coach, replacing Kevin Dineen. John Madden and Brian Skrudland also named assistant coaches.

JANUARY 7, 2014

Two Cats represented the Panthers at the 2014 Sochi Winter Olympic Games. Aleksander Barkov (Finland) became the youngest Panther in franchise history to become an Olympian, collecting a bronze medal. Tomas Kopecky (Slovakia) made his second Olympic appearance after participating in the 2010 Vancouver Olympics as well.

MARCH 3, 2014

The Florida Panthers and SSE announce Rory Babich as the new President & CEO of the Florida Panthers and BB&T Center.

MARCH 4, 2014

Roberto Luongo returns to South Florida after the Cats make a trade with the Vancouver Canucks in which the Panthers acquire Luongo and Steven Anthony in exchange for Jacob Markstrom and Shawn Matthias.

MARCH 7, 2014

In a triumphant return to Sunrise, Roberto Luongo earns a 2-0 shutout against the Buffalo Sabres in his first game back in a Panthers sweater. Luongo made 25 saves and extended his franchise leading shutout record in the victory.

APRIL 15, 2014

The Panthers win the 2014 Draft Lottery securing the first overall pick at the NHL Entry Draft for the first time since 1994. Vice President of Hockey Operations & Special Projects, Travis Viola represented the Panthers.

JUNE 21, 2014

The Panthers hire former Columbus Blue Jackets coach Gerard Gallant as head coach. Gallant won two QMJHL Championships (2011 & 2012) and one Memorial Cup (2011) as head coach of the Saint John Sea Dogs, where he coached Jonathan Huberdeau and was named QMJHL and Canadian Hockey League Coach of the year twice (2010 & 2011).

JUNE 27, 2014

The Panthers select Aaron Ekblad, first overall in the 2014 NHL Entry Draft, making him their second (first overall) draft choice by Florida in franchise's history, and the first defenseman taken first overall in eight years.

JULY 1, 2014

Panthers GM Dale Tallon makes a splash in the first day of Free Agency signing Dave Bolland, Jussi Jokinen, Derek MacKenzie, Willie Mitchell, Al Montoya and Shawn Thornton.





PANTHERS ALL-TIME HISTORY



REGULAR SEASON RECORDS

PLAYOFF REVIEW & RECORDS



PLAYOFF PREVIEW & RECORDS





2014 NHL PLAYOFF RESULTS

Conference Quarterfinals

(BEST-OF-SEVEN SERIES)

EASTERN CONFERENCE

SERIES 'A'

Fri Apr 18 DETROIT 1 AT BOSTON 0
Sun Apr 20 DETROIT 1 AT BOSTON 4
Tue Apr 22 BOSTON 3 AT DETROIT 0
Thu Apr 24 BOSTON 3 AT DETROIT 2 *
Sat Apr 26 DETROIT 2 AT BOSTON 4
* JAROME IGINLA SCORED AT 13:32 OF OVERTIME
(BOSTON WON SERIES 4-1)

SERIES 'B'

Wed Apr 16 MONTREAL 5 AT TAMPA BAY 4 *
Fri Apr 18 MONTREAL 4 AT TAMPA BAY 1
Sun Apr 20 TAMPA BAY 2 AT MONTREAL 3
Tue Apr 22 TAMPA BAY 3 AT MONTREAL 4
* DALE WEISE SCORED AT 18:08 OF OVERTIME
(MONTREAL WON SERIES 4-0)

SERIES 'C'

Wed Apr 16 COLUMBUS 3 AT PITTSBURGH 4
Sat Apr 19 COLUMBUS 4 AT PITTSBURGH 3 *
Mon Apr 21 PITTSBURGH 4 AT COLUMBUS 3
Wed Apr 23 PITTSBURGH 3 AT COLUMBUS 4 **
Sat Apr 26 COLUMBUS 1 AT PITTSBURGH 3
Mon Apr 28 PITTSBURGH 4 AT COLUMBUS 3
* MATT CALVERT SCORED AT 21:10 OF OVERTIME
** NICK FOLIGNO SCORED AT 2:49 OF OVERTIME
(PITTSBURGH WON SERIES 4-2)

SERIES 'D'

Thu Apr 17 PHILADELPHIA 1 AT NY RANGERS 4
Sun Apr 20 PHILADELPHIA 4 AT NY RANGERS 2
Tue Apr 22 NY RANGERS 4 AT PHILADELPHIA 1
Fri Apr 25 NY RANGERS 1 AT PHILADELPHIA 2
Sun Apr 27 PHILADELPHIA 2 AT NY RANGERS 4
Tue Apr 29 NY RANGERS 2 AT PHILADELPHIA 5
Wed Apr 30 PHILADELPHIA 1 AT NY RANGERS 2
(NY RANGERS WON SERIES 4-3)

WESTERN CONFERENCE

SERIES 'E'

Thu Apr 17 MINNESOTA 4 AT COLORADO 5 *
Sat Apr 19 MINNESOTA 2 AT COLORADO 4
Mon Apr 21 COLORADO 0 AT MINNESOTA 1 **
Thu Apr 24 COLORADO 1 AT MINNESOTA 2
Sat Apr 26 MINNESOTA 3 AT COLORADO 4 ***
Mon Apr 28 COLORADO 2 AT MINNESOTA 5
Wed Apr 30 MINNESOTA 5 AT COLORADO 4 ****
* PAUL STASTNY SCORED AT 7:27 OF OVERTIME
** MIKAEL GRANLUND SCORED AT 5:08 OF OVERTIME
*** NATHAN MACKINNON SCORED AT 3:27 OF OVERTIME
**** NINO NIEDERREITER SCORED AT 5:02 OF OVERTIME
(MINNESOTA WON SERIES 4-3)

SERIES 'F'

Thu Apr 17 CHICAGO 3 AT ST. LOUIS 4 *
Sat Apr 19 CHICAGO 3 AT ST. LOUIS 4 **

Mon Apr 21 ST. LOUIS 0 AT CHICAGO 2
Wed Apr 23 ST. LOUIS 3 AT CHICAGO 4

Fri Apr 25 CHICAGO 3 AT ST. LOUIS 2 ****
Sun Apr 27 ST. LOUIS 1 AT CHICAGO 5
* ALEXANDER STEEN SCORED AT 40:26 OF

OVERTIME

** BARRET JACKMAN SCORED AT 5:50 OF OVERTIME
*** PATRICK KANE SCORED AT 11:17 OF OVERTIME
**** JONATHAN TOEWS SCORED AT 7:36 OF

OVERTIME

(CHICAGO WON SERIES 4-2)

SERIES 'G'

Wed Apr 16 DALLAS 3 AT ANAHEIM 4
Fri Apr 18 DALLAS 2 AT ANAHEIM 3
Mon Apr 21 ANAHEIM 0 AT DALLAS 3
Wed Apr 23 ANAHEIM 2 AT DALLAS 4
Fri Apr 25 DALLAS 2 AT ANAHEIM 6
Sun Apr 27 ANAHEIM 5 AT DALLAS 4 *
* NICK BONINO SCORED AT 2:47 OF OVERTIME
(ANAHEIM WON SERIES 4-2)

SERIES 'H'

Thu Apr 17 LOS ANGELES 3 AT SAN JOSE 6
Sun Apr 20 LOS ANGELES 2 AT SAN JOSE 7
Tue Apr 22 SAN JOSE 4 AT LOS ANGELES 3 *
Thu Apr 24 SAN JOSE 3 AT LOS ANGELES 6
Sat Apr 26 LOS ANGELES 3 AT SAN JOSE 0
Mon Apr 28 SAN JOSE 1 AT LOS ANGELES 4
Wed Apr 30 LOS ANGELES 5 AT SAN JOSE 1
* PATRICK MARLEAU SCORED AT 6:20 OF OVERTIME
(LOS ANGELES WON SERIES 4-3)

Conference Semifinals

(BEST-OF-SEVEN SERIES)

EASTERN CONFERENCE

SERIES 'I'

Thu May 1 MONTREAL 4 AT BOSTON 3 *
Sat May 3 MONTREAL 3 AT BOSTON 5
Tue May 6 BOSTON 2 AT MONTREAL 4
Thu May 8 BOSTON 1 AT MONTREAL 0 **
Sat May 10 MONTREAL 2 AT BOSTON 4
Mon May 12 BOSTON 0 AT MONTREAL 4
Wed May 14 MONTREAL 3 AT BOSTON 1
* P.K. SUBBAN SCORED AT 24:17 OF OVERTIME
** MATT FRASER SCORED AT 1:19 OF OVERTIME
(MONTREAL WON SERIES 4-3)

SERIES 'J'

Fri May 2 NY RANGERS 3 AT PITTSBURGH 2 *
Sun May 4 NY RANGERS 0 AT PITTSBURGH 3
Mon May 5 PITTSBURGH 2 AT NY RANGERS 0
Wed May 7 PITTSBURGH 4 AT NY RANGERS 2
Fri May 9 NY RANGERS 5 AT PITTSBURGH 1
Sun May 11 PITTSBURGH 1 AT NY RANGERS 3

Tue May 13 NY RANGERS 2 AT PITTSBURGH 1
* DERICK BRASSARD SCORED AT 3:06 OF OVERTIME
(NY RANGERS WON SERIES 4-3)

WESTERN CONFERENCE

SERIES 'K'

Fri May 2 MINNESOTA 2 AT CHICAGO 5
Sun May 4 MINNESOTA 1 AT CHICAGO 4
Tue May 6 CHICAGO 0 AT MINNESOTA 4
Fri May 9 CHICAGO 2 AT MINNESOTA 4
Sun May 11 MINNESOTA 1 AT CHICAGO 2
Tue May 13 CHICAGO 2 AT MINNESOTA 1 *
* PATRICK KANE SCORED AT 9:42 OF OVERTIME
(CHICAGO WON SERIES 4-2)

SERIES 'L'

Sat May 3 LOS ANGELES 3 AT ANAHEIM 2 *
Mon May 5 LOS ANGELES 3 AT ANAHEIM 1
Thu May 8 ANAHEIM 3 AT LOS ANGELES 2

Sat May 10 ANAHEIM 2 AT LOS ANGELES 0
Mon May 12 LOS ANGELES 3 AT ANAHEIM 4
Wed May 14 ANAHEIM 1 AT LOS ANGELES 2
Fri May 16 LOS ANGELES 6 AT ANAHEIM 2
* MARIAN GABORIK SCORED AT 12:07 OF OVERTIME
(LOS ANGELES WON SERIES 4-3)





2014 NHL PLAYOFF RESULTS

Conference Finals

EASTERN CONFERENCE

SERIES 'M'

Sat May 17	NY RANGERS	7	AT	MONTREAL	2
Mon May 19	NY RANGERS	3	AT	MONTREAL	1
Thu May 22	MONTREAL	3	AT	NY RANGERS	2 *
Sun May 25	MONTREAL	2	AT	NY RANGERS	3 **
Tue May 27	NY RANGERS	4	AT	MONTREAL	7
Thu May 29	MONTREAL	0	AT	NY RANGERS	1

* ALEX GALCHENYUK SCORED AT 1:12 OF OVERTIME

** MARTIN ST LOUIS SCORED AT 6:02 OF OVERTIME
(NY RANGERS WON SERIES 4-2)

WESTERN CONFERENCE

SERIES 'N'

Sun May 18	LOS ANGELES	1	AT	CHICAGO	3
Wed May 21	LOS ANGELES	6	AT	CHICAGO	2
Sat May 24	CHICAGO	3	AT	LOS ANGELES	4
Mon May 26	CHICAGO	2	AT	LOS ANGELES	5
Wed May 28	LOS ANGELES	4	AT	CHICAGO	5 *
Fri May 30	CHICAGO	4	AT	LOS ANGELES	3
Sun June 1	LOS ANGELES	5	AT	CHICAGO	4 **

* MICHAEL HANDZUS SCORED AT 22:04 OF OVERTIME

** ALEC MARTINEZ SCORED AT 5:47 OF OVERTIME
(LOS ANGELES WON SERIES 4-3)

Stanley Cup Finals

SERIES 'O'

Wed June 4	NY RANGERS	2	AT	LOS ANGELES	3 *
Sat June 7	NY RANGERS	4	AT	LOS ANGELES	5 **
Mon June 9	LOS ANGELES	3	AT	NY RANGERS	0
Wed June 11	LOS ANGELES	1	AT	NY RANGERS	2
Fri June 13	NY RANGERS	2	AT	LOS ANGELES	3 ***

* JUSTIN WILLIAMS SCORED AT 4:36 OF OVERTIME

** DUSTIN BROWN SCORED AT 30:26 OF OVERTIME

*** ALEC MARTINEZ SCORED AT 34:43 OF OVERTIME
(LOS ANGELES WON SERIES 4-1)

2014 NHL PLAYOFF LEADERS

--- PLAYOFF SCORING LEADERS ---

PLAYER	TEAM	GP	G	A	PTS +/-	PIM	PP	SH	GW	OT	S	PCTG	
ANZE KOPITAR	LOS ANGELES	26	5	21	26	9	14	1	0	1	0	46	10.9
JEFF CARTER	LOS ANGELES	26	10	15	25	5	4	4	0	1	0	73	13.7
JUSTIN WILLIAMS	LOS ANGELES	26	9	16	25	13	35	2	0	2	1	67	13.4
MARIAN GABORIK	LOS ANGELES	26	14	8	22	6	6	3	0	1	1	78	17.9
PATRICK KANE	CHICAGO	19	8	12	20	5	8	1	0	4	2	58	13.8
DREW DOUGHTY	LOS ANGELES	26	5	13	18	2	30	1	0	1	0	60	8.3
JONATHAN TOEWS	CHICAGO	19	9	8	17	3	8	2	1	4	1	33	27.3
RYAN MCDONAGH	NY RANGERS	25	4	13	17	1-	8	2	0	0	0	46	8.7
BRANDON SAAD	CHICAGO	19	6	10	16	10	6	1	0	1	0	35	17.1
MARTIN ST LOUIS	NY RANGERS	25	8	7	15	5-	2	2	0	3	1	55	14.5
DEREK STEPAN	NY RANGERS	24	5	10	15	1-	2	2	0	0	0	50	10.0
RYAN GETZLAF	ANAHEIM	12	4	11	15	2-	10	1	0	0	0	32	12.5
BRENT SEABROOK	CHICAGO	16	3	12	15	0	21	2	0	0	0	24	12.5
*TYLER TOFFOLI	LOS ANGELES	26	7	7	14	6	10	0	0	2	0	65	10.8
EVGENI MALKIN	PITTSBURGH	13	6	8	14	6	8	1	0	1	0	40	15.0
DUSTIN BROWN	LOS ANGELES	26	6	8	14	7	22	1	0	2	1	64	9.4
P.K. SUBBAN	MONTREAL	17	5	9	14	1	24	4	0	1	1	50	10.0
ZACH PARISE	MINNESOTA	13	4	10	14	3-	6	2	0	1	0	49	8.2
MARIAN HOSSA	CHICAGO	19	2	12	14	0	8	1	0	0	0	75	2.7
*CHRIS KREIDER	NY RANGERS	15	5	8	13	2-	14	3	0	1	0	29	17.2
LARS ELLER	MONTREAL	17	5	8	13	6	18	0	1	1	0	23	21.7
MATS ZUCCARELLO	NY RANGERS	25	5	8	13	7	20	0	0	0	0	54	9.3

--- DEFENCEMEN SCORING LEADERS ---

PLAYER	TEAM	GP	G	A	PTS +/-	PIM	PP	SH	GW	OT	S	PCTG	
DREW DOUGHTY	LOS ANGELES	26	5	13	18	2	30	1	0	1	0	60	8.3
RYAN MCDONAGH	NY RANGERS	25	4	13	17	1-	8	2	0	0	0	46	8.7
BRENT SEABROOK	CHICAGO	16	3	12	15	0	21	2	0	0	0	24	12.5
P. K. SUBBAN	MONTREAL	17	5	9	14	1	24	4	0	1	1	50	10.0
JAKE MUZZIN	LOS ANGELES	26	6	6	12	6	8	3	0	1	0	48	12.5
DUNCAN KEITH	CHICAGO	19	4	7	11	7	8	0	0	1	0	27	14.8
ALEC MARTINEZ	LOS ANGELES	26	5	5	10	1	12	2	0	3	2	38	13.2
*TOREY KRUG	BOSTON	12	2	8	10	2-	6	1	0	0	0	28	7.1
ANDREI MARKOV	MONTREAL	17	1	9	10	4-	10	0	0	0	0	31	3.2
MATT NISKANEN	PITTSBURGH	13	2	7	9	2-	8	2	0	0	0	24	8.3
SLAVA VOYNOV	LOS ANGELES	26	2	7	9	4	16	1	0	0	0	39	5.1
PAUL MARTIN	PITTSBURGH	13	0	8	8	7	6	0	0	0	0	23	.0
JACK JOHNSON	COLUMBUS	6	3	4	7	1-	4	1	0	0	0	14	21.4
DOUGIE HAMILTON	BOSTON	12	2	5	7	1	14	1	0	1	0	23	8.7
JOHNNY ODUYA	CHICAGO	19	2	5	7	1-	8	0	0	0	0	17	11.8
RYAN SUTER	MINNESOTA	13	1	6	7	5-	4	1	0	0	0	29	3.4
DAN GIRARDI	NY RANGERS	25	1	6	7	3-	10	0	0	0	0	19	5.3

--- GOALTENDING LEADERS --- (MINIMUM 360 MINUTES)

-- GOALS AGAINST AVERAGE --

GOALTENDER	TEAM	GPI	MINS	GA	AVG
TUUKKA RASK	BOSTON	12	753	25	1.99
HENRIK LUNDQVIST	NY RANGERS	25	1516	54	2.14
CAREY PRICE	MONTREAL	12	739	29	2.35
MARC-ANDRE FLEURY	PITTSBURGH	13	800	32	2.40
COREY CRAWFORD	CHICAGO	19	1234	52	2.53
JONATHAN QUICK	LOS ANGELES	26	1605	69	2.58

-- WINS --

GOALTENDER	TEAM	GPI	MINS	W	L
JONATHAN QUICK	LOS ANGELES	26	1605	16	10
HENRIK LUNDQVIST	NY RANGERS	25	1516	13	11
COREY CRAWFORD	CHICAGO	19	1234	11	8
CAREY PRICE	MONTREAL	12	739	8	4
TUUKKA RASK	BOSTON	12	753	7	5
MARC-ANDRE FLEURY	PITTSBURGH	13	800	7	6

-- SAVE PERCENTAGE --

GOALTENDER	TEAM	GPI	MINS	GA	SA	SPCTG	W
L							
--							--
--							--
TUUKKA RASK	BOSTON	12	753	25	348	.928	7
5							
HENRIK LUNDQVIST	NY RANGERS	25	1516	54	737	.927	13
11							
CAREY PRICE	MONTREAL	12	739	29	358	.919	8
4							
MARC-ANDRE FLEURY	PITTSBURGH	13	800	32	378	.915	7
6							
SEMYON VARLAMOV	COLORADO	7	432	20	231	.913	3
4							
COREY CRAWFORD	CHICAGO	19	1234	52	590	.912	11
8							
JONATHAN QUICK	LOS ANGELES	26	1605	69	774	.911	16
10							





PANTHERS ALL-TIME PLAYOFF HISTORY

1996 Eastern Conference Quarterfinals

DATE	OPPONENT	RESULT	SCORE	ATTENDANCE	GOALS
4/17	Boston	W	6-3	14,703*	Sheppard (2), Hough, Hull, <u>Woolley</u> , Garpenlov
4/22	Boston	W	6-2	14,703*	Jovanovski, Sheppard, <u>Lowry</u> (2), Woolley, Garpenlov
4/24	@ Boston	W	4-2	14,922	Hull (2), Mellanby, <u>Hough</u>
4/25	@ Boston	L	2-6	14,810	Lindsay, Sheppard
4/27	Boston	W	4-3	14,703*	Skrudland, Laus, Lowry, <u>Lindsay</u>

1996 Eastern Conference Semifinals

DATE	OPPONENT	RESULT	SCORE	ATTENDANCE	GOALS
5/2	@ Philadelphia	W	2-0	17,380	Barnes, Lowry
5/4	@ Philadelphia	L	2-3	17,380	Sheppard, Lowry
5/7	Philadelphia	L	1-3	14,703*	Laus
5/9	Philadelphia	W-OT	4-3	14,703*	Niedermayer (2), Barnes, <u>Lowry</u>
5/12	@ Philadelphia	W-2OT	2-1	17,380	Barnes, <u>Hough</u>
5/14	Philadelphia	W	4-1	14,703*	Lindsay, <u>Niedermayer</u> , Lowry, Garpenlov

1996 Eastern Conference Finals

DATE	OPPONENT	RESULT	SCORE	ATTENDANCE	GOALS
5/18	@ Pittsburgh	W	5-1	17,355	Lowry (2), <u>Fitzgerald</u> (2), Mellanby
5/20	@ Pittsburgh	L	2-3	17,181	Sheppard, Lindsay
5/24	Pittsburgh	W	5-2	14,703*	Sheppard, Dvorak, <u>Barnes</u> (2), Straka
5/26	Pittsburgh	L	1-2	14,703*	Lowry
5/28	@ Pittsburgh	L	0-3	17,355	
5/30	Pittsburgh	W	4-3	14,703*	Mellanby, Lindsay, Straka, <u>Niedermayer</u>
6/1	@ Pittsburgh	W	3-1	17,355	Hough, <u>Fitzgerald</u> , Garpenlov

1996 Stanley Cup Finals

DATE	OPPONENT	RESULT	SCORE	ATTENDANCE	GOALS
6/4	@ Colorado	L	1-3	16,061	Fitzgerald
6/6	@ Colorado	L	1-8	16,061	Barnes
6/8	Colorado	L	2-3	14,703*	Sheppard, Niedermayer
6/10	Colorado	L-3OT	0-1	14,703*	

1997 Eastern Conference Quarterfinals

DATE	OPPONENT	RESULT	SCORE	ATTENDANCE	GOALS
4/17	NY Rangers	W	3-0	14,703*	<u>Garpenlov</u> , Muller, Niedermayer
4/20	NY Rangers	L	0-3	14,703*	
4/22	@ NY Rangers	L-OT	3-4	18,200	Garpenlov, Sheppard, Svehla
4/23	@ NY Rangers	L	2-3	18,200	Niedermayer, Nemirovsky
4/25	NY Rangers	L-OT	2-3	14,703*	Hough, Sheppard

2000 Eastern Conference Quarterfinals

DATE	OPPONENT	RESULT	SCORE	ATTENDANCE	GOALS
4/13	@ New Jersey	L	3-4	15,024	Niedermayer, Worrell, Sillinger
4/16	@ New Jersey	L	1-2	17,206	Sillinger
4/18	New Jersey	L	1-2	19,250*	Whitney
4/20	New Jersey	L	1-4	19,250*	Bure

2012 Eastern Conference Quarterfinals

DATE	OPPONENT	RESULT	SCORE	ATTENDANCE	GOALS
4/13	New Jersey	L	2-3	19,119*	Bergenheim, Versteeg
4/15	New Jersey	W	4-2	19,248*	Weiss (2), <u>Goc</u> , Fleischmann
4/17	@ New Jersey	W	4-3	17,625	Bergenheim, Garrison, Weaver, <u>Campbell</u>
4/19	@ New Jersey	L	0-4	17,625	
4/21	New Jersey	W	3-0	19,513*	<u>Versteeg</u> , Upshall, Kopecky
4/24	@ New Jersey	L-OT	2-3	17,625	Versteeg, Bergenheim
4/26	New Jersey	L-2OT	2-3	19,313*	Weiss, Goc

*=Home Sellout Underline=GWG





PANTHERS 1996 PLAYOFF SCORING

NO	NAME	GP	G	A	PTS	PIM	+/-	PP	SH	GW	GT	SHOTS	PCTG	
10	Lowry	22	10	7	17	39	8	4	0	2	1	45	22.2	
26	Sheppard	21	8	8	16	0	4	3	0	0	0	47	17.0	
14	Barnes	22	6	10	16	4	10	2	0	2	0	57	10.5	
11	Lindsay	22	5	5	10	18	6	0	1	1	0	33	15.2	
27	Mellanby	22	3	6	9	44	-10	2	0	0	0	57	5.3	
55	*Jovanovski	22	1	8	9	52	2	0	0	0	0	51	2.0	
44	Niedermayer	22	5	3	8	12	-8	2	0	2	0	48	10.4	
21	Fitzgerald	22	4	4	8	34	3	0	0	2	0	31	12.9	
6	Woolley	13	2	6	8	14	3	1	0	1	0	27	7.4	
3	Laus	21	2	6	8	62	3	0	0	0	0	18	11.1	
29	Garpenlov	20	4	2	6	8	-2	0	0	0	0	35	11.4	
24	Svehla	22	0	6	6	32	3	0	0	0	0	38	.0	
18	Hough	22	4	1	5	8	5	0	0	2	1	38	10.5	
12	Hull	14	3	2	5	0	4	0	0	0	0	18	16.7	
28	Straka	13	2	2	4	2	-2	0	0	0	0	20	10.0	
9	*Dvorak	16	1	3	4	0	2	0	0	0	0	36	2.8	
20	Skrudland	21	1	3	4	18	6	0	0	0	0	27	3.7	
5	Murphy	14	0	4	4	6	1	0	0	0	0	53	.0	
2	Carkner	22	0	4	4	10	8	0	0	0	0	15	.0	
23	Warrener	21	0	3	3	10	3	0	0	0	0	14	.0	
40	*Washburn	1	0	1	1	0	0	0	0	0	0	0	.0	
34	Vanbiesbrouck	22	0	1	1	20	0	0	0	0	0	0	.0	
25	Smith	1	0	0	0	2	-1	0	0	0	0	0	.0	
30	Fitzpatrick	2	0	0	0	0	0	0	0	0	0	0	.0	
SW#	GOALTENDERS	GP	W	L	GAA	MINS	EN	SO	GA	SA	SV%	G	A	PIM
34	Vanbiesbrouck	22	12	10	2.25	1332	1	1	50	735	.932	0	1	20
30	Fitzpatrick	2	0	0	6.00	60	0	0	6	30	.800	0	0	0
	TOTALS	22	12	10	2.45	1392	1	1	56	765	.926	0	1	20

PANTHERS 1997 PLAYOFF SCORING

NO	NAME	GP	G	A	PTS	PIM	+/-	PP	SH	GW	GT	SHOTS	PCTG	
24	Svehla	5	1	4	5	4	-4	1	0	0	0	13	7.7	
5	Murphy	5	0	5	5	4	0	0	0	0	0	18	.0	
44	Niedermayer	5	2	1	3	6	-1	1	0	0	0	5	40.0	
9	Muller	5	1	2	3	4	-3	1	0	0	0	20	5.0	
29	Garpenlov	4	2	0	2	4	0	2	0	1	0	6	33.3	
26	Sheppard	5	2	0	2	0	-4	1	0	0	0	12	16.7	
27	Mellanby	5	0	2	2	4	-1	0	0	0	0	6	.0	
15	*Nemirovsky	3	1	0	1	0	-2	0	0	0	0	4	25.0	
18	Hough	5	1	0	1	2	-2	0	0	0	0	10	10.0	
11	Lindsay	3	0	1	1	8	0	0	0	0	0	4	.0	
21	Fitzgerald	5	0	1	1	0	-1	0	0	0	0	14	.0	
3	Laus	5	0	1	1	4	-3	0	0	0	0	6	.0	
23	Wells	3	0	0	0	0	-1	0	0	0	0	1	.0	
19	Dvorak	3	0	0	0	0	0	0	0	0	0	1	.0	
28	Straka	4	0	0	0	0	-2	0	0	0	0	2	.0	
2	Carkner	5	0	0	0	6	-3	0	0	0	0	7	.0	
12	Hull	5	0	0	0	0	-1	0	0	0	0	12	.0	
10	Lowry	5	0	0	0	0	-3	0	0	0	0	8	.0	
34	Vanbiesbrouck	5	0	0	0	0	0	0	0	0	0	0	.0	
55	Jovanovski	5	0	0	0	4	-4	0	0	0	0	7	.0	
7	Warrener	5	0	0	0	0	0	0	0	0	0	5	.0	
SW#	GOALTENDERS	GP	W	L	GAA	MINS	EN	SO	GA	SA	SV%	G	A	PIM
34	Vanbiesbrouck	5	1	4	2.38	328	0	1	13	184	.929	0	0	0
	TOTALS	5	1	4	2.37	329	0	1	13	184	.929	0	0	0



PANTHERS 2000 PLAYOFF SCORING

NO	NAME	GP	G	A	PTS	PIM	+/-	PP	SH	GW	GT	SHOTS	PCTG
10	Bure	4	1	3	4	2	-3	1	0	0	0	15	6.7
16	Sillinger	4	2	1	3	2	-1	0	0	0	0	7	28.6
14	Whitney	4	1	0	1	4	-2	0	0	0	0	17	5.9
44	Niedermayer	4	1	0	1	6	-1	0	0	0	0	5	20.0
8	Worrell	4	1	0	1	8	-2	0	0	0	0	6	16.7
27	Mellanby	4	0	1	1	2	0	0	0	0	0	4	.0
2	Pitlick	4	0	1	1	0	0	0	0	0	0	2	.0
24	Svehla	4	0	1	1	4	0	0	0	0	0	4	.0
12	Hicks	4	0	1	1	4	-1	0	0	0	0	4	.0
25	Kozlov	4	0	1	1	0	-3	0	0	0	0	6	.0
21	Parrish	4	0	1	1	0	-2	0	0	0	0	5	.0
9	Barrie	4	0	0	0	0	-1	0	0	0	0	3	.0
29	Vernon	4	0	0	0	10	0	0	0	0	0	0	.0
4	Hedican	4	0	0	0	0	1	0	0	0	0	5	.0
3	Laus	4	0	0	0	8	0	0	0	0	0	5	.0
7	Wilson	4	0	0	0	0	-5	0	0	0	0	1	.0
22	Simpson	4	0	0	0	4	-4	0	0	0	0	2	.0
13	Kvasha	4	0	0	0	0	0	0	0	0	0	6	.0
28	Spacek	4	0	0	0	0	-1	0	0	0	0	7	.0

SW#	GOALTENDERS	GP	W	L	GAA	MINS	EN	SO	GA	SA	SV%	G	A	PIM
29	Vernon	4	0	4	3.04	237	0	0	12	136	.912	0	0	10
TOTALS		4	0	4	3.00	240	0	0	12	136	.912	0	0	10

PANTHERS 2012 PLAYOFF SCORING

NO	NAME	GP	G	A	PTS	PIM	+/-	PP	SH	GW	GT	SHOTS	PCTG
20	Bergenheim	7	3	3	6	4	-2	1	0	0	0	24	12.5
9	Weiss	7	3	2	5	6	0	3	0	0	0	12	25.0
32	Versteeg	7	3	2	5	8	2	2	0	1	0	18	16.7
57	Goc	7	2	3	5	0	0	1	0	1	0	14	14.3
51	Campbell	7	1	4	5	2	-2	1	0	1	0	9	11.1
26	Samuelsson	7	0	5	5	2	-1	0	0	0	0	14	0.0
14	Fleischmann	7	1	2	3	2	0	0	0	0	0	13	7.7
52	Garrison	4	1	2	3	0	-2	1	0	0	0	12	8.3
19	Upshall	7	1	2	3	4	-1	0	0	0	0	9	11.1
43	Weaver	7	1	0	1	0	-1	0	0	0	0	6	16.7
82	Kopecky	7	1	0	1	4	-3	0	1	0	0	10	10.0
7	Kulikov	7	0	1	1	4	-4	0	0	0	0	15	.0
18	Matthias	7	0	1	1	6	-2	0	0	0	0	9	.0
25	Smithson	5	0	1	1	2	-2	0	0	0	0	1	.0
23	Strachan	2	0	1	1	0	2	0	0	0	0	0	.0
30	Clemmensen	3	0	1	1	0	0	0	0	0	0	0	.0
55	Jovanovski	7	0	0	0	4	-1	0	0	0	0	7	.0
44	*Gudbranson	7	0	0	0	8	-2	0	0	0	0	5	.0
10	Madden	7	0	0	0	0	-3	0	0	0	0	5	.0
16	Sturm	7	0	0	0	4	-3	0	0	0	0	8	.0
8	Wolski	2	0	0	0	4	-1	0	0	0	0	4	.0
4	Ellerby	1	0	0	0	2	0	0	0	0	0	0	.0
60	Theodore	5	0	0	0	0	0	0	0	0	0	0	.0

SW#	GOALTENDERS	GP	W	L	GAA	MINS	EN	SO	GA	SA	SV%	G	A	PIM
60	Theodore	5	2	2	2.46	268	0	1	11	135	.919	0	0	0
30	Clemmensen	3	1	2	2.35	179	0	0	7	88	.920	0	1	0
TOTALS		8	3	4	2.42	447	0	1	18	223	.919	0	1	0





ALL-TIME PANTHERS PLAYOFF LEADERS

PLAYER	GOALS
Dave Lowry	10
Ray Sheppard	10
Rob Niedermayer	8
Stu Barnes	6
Johan Garpenlov	6

PLAYER	ASSISTS
Robert Svehla	11
Stu Barnes	10
Scott Mellanby	9
Gord Murphy	9
Ray Sheppard	8
Ed Jovanovski	8

PLAYER	POINTS
Ray Sheppard	18
Dave Lowry	17
Stu Barnes	16
Scott Mellanby	12
Rob Niedermayer	12
Robert Svehla	12

PLAYER	GAMES
Ed Jovanovski	34
Scott Mellanby	31
Robert Svehla	31
Rob Niedermayer	31
Paul Laus	30

PLAYER	PIM
Paul Laus	74
Ed Jovanovski	60
Scott Mellanby	50
Robert Svehla	40
Dave Lowry	39

PLAYER	POWER-PLAY GOALS
Dave Lowry	4
Ray Sheppard	4
Rob Niedermayer	3
Stephen Weiss	3

PLAYER	SHORT-HANDED GOALS
Tomas Kopecky	1
Bill Lindsay	1

PLAYER	GAME-WINNING GOALS
Stu Barnes	2
Tom Fitzgerald	2
Mike Hough	2
Dave Lowry	2
Rob Niedermayer	2

LEFT WINGS	G	A	PTS
Dave Lowry	10	7	17
Bill Lindsay	5	6	11

CENTERS	G	A	PTS
Stu Barnes	6	10	16
Rob Niedermayer	8	4	12

RIGHT WINGS	G	A	PTS
Ray Sheppard	10	8	18
Scott Mellanby	3	9	12

DEFENSEMEN	G	A	PTS
Robert Svehla	1	11	12
Paul Laus	2	7	9
Ed Jovanovski	1	8	9
Gord Murphy	0	9	9

GOALTENDER GAMES	
John Vanbiesbrouck	27
Jose Theodore	5
Mike Vernon	4
Scott Clemmensen	3

WINS	
John Vanbiesbrouck	13

SHUTOUTS	
John Vanbiesbrouck	2
Jose Theodore	1

GOALS-AGAINST AVERAGE	
John Vanbiesbrouck	2.28
Scott Clemmensen	2.34
Jose Theodore	2.46
Mike Vernon	3.04



TOP PLAYOFF SCORERS VS. PANTHERS

Only Players with Three or More Points are Listed

PLAYER	TEAM	GP	G	A	PTS						
Oates, Adam	BOS	5	2	5	7	Corbet, Rene	COL	4	2	1	3
Bourque, Ray	BOS	5	1	6	7	Krupp, Uwe	COL	4	2	1	3
Lemieux, Mario	PIT	7	1	6	7	McEachern, Shawn	BOS	5	2	1	3
Elias, Patrik	NJD	11	3	3	6	Renberg, Mikael	PHI	6	2	1	3
Zajac, Travis	NJD	7	3	3	6	Henrique Adam	NJD	7	2	1	3
Gretzky, Wayne	NYR	5	4	2	6	Bernier, Steve	NJD	7	2	1	3
Lindros, Eric	PHI	6	3	3	6	Gionta, Stephen	NJD	7	2	1	3
Nedved, Petr	PIT	7	3	3	6	Kamensky, Valeri	COL	4	1	2	3
Forsberg, Peter	COL	4	3	2	5	Rafalski, Brian	NJD	4	1	2	3
Kovalchuk Ilya	NJD	7	3	2	5	Donato, Ted	BOS	5	1	2	3
Messier, Mark	NYR	5	2	3	5	Rohloff, Jon	BOS	5	1	2	3
LeClair, John	PHI	6	2	3	5	Stumpel, Jozef	BOS	5	1	2	3
Sakic, Joe	COL	4	1	4	5	Brind'Amour, Rod	PHI	6	1	2	3
Jagr, Jaromir	PIT	7	1	4	5	Quinn, Dan	PHI	6	1	2	3
Svoboda, Petr	PHI	6	0	5	5	Daigneault, J.J.	PIT	7	1	2	3
Clarkson, David	NJD	7	0	5	5	Zubov, Sergei	PIT	7	1	2	3
Tocchet, Rick	BOS	5	4	0	4	Carter, Ryan	NJD	7	1	2	3
Robitaille, Luc	NYR	5	3	1	4	Holik, Bobby	NJD	4	0	3	3
Tikkanen, Esa	NYR	5	3	1	4	Lidster, Doug	NYR	5	0	3	3
Stevens, Scott	NJD	4	2	2	4	Roche, Dave	PIT	7	0	3	3
Moger, Sandy	BOS	5	2	2	4	Tamer, Chris	PIT	7	0	3	3
Smolinski, Bryan	PIT	7	2	2	4	Salvador, Bryce	NJD	7	0	3	3
Parise, Zach	NJD	7	2	2	4	Harrold, Peter	NJD	7	0	3	3
Deadmarsh, Adam	COL	4	0		4 4						
PLAYER	TEAM	GP	G	A	PTS						
Leetch, Brian	NYR	5	0	4	4						
Sundstrom, Niklas	NYR	5	0		4 4						

PLAYOFF GOALTENDING VS. PANTHERS

NAME	TEAM	GP	W	L	T	SO	GA	MIN	GAA
Barrasso, Tom	PIT	6	3	3	0	1	15	358	2.51
Billington, Craig	BOS	1	0	1	0	0	6	60	6.00
Brodeur, Martin	NJ	11	8	2	0	1	21	645	1.95
Hedberg, Johan	NJ	1	0	1	0	0	1	36	1.67
Hextall, Ron	PHI	6	2	4	0	0	14	389	2.16
Ranford, Bill	BOS	4	1	3	0	0	16	239	4.02
Richter, Mike	NYR	5	4	1	0	1	10	328	1.83
Roy, Patrick	COL	4	4	0	0	1	4	284	0.85
Snow, Garth	PHI	1	0	0	0	0	0	1	0.00
Wregget, Ken	PIT	1	0	1	0	0	5	60	5.00





PLAYOFFPREVIEW&RECORDS



TEAM PLAYOFF RECORDS: PERIOD

Most...

GOALS - 3 - Several times. MR: (2nd per.) vs. NY Rangers (4/17/97)

GOALS AGAINST - 4 - (1st per.) at Colorado (6/6/96)

GOALS BOTH TEAMS - 5 - 3 times (1st per.) at New Jersey (4/17/12), (2nd per.) vs. Boston (4/22/96) and (1st per.) at Colorado (6/6/96)

PENALTY MINUTES - 39 - (1st per.) vs. Boston (4/22/96)

PENALTY MINUTES BY OPPONENT - 35 - (1st per.) vs. Boston (4/22/96)

PENALTY MINUTES BY BOTH TEAMS - 74 - (1st per.) vs. Boston (4/22/96)

SHOTS ON GOAL AT HOME - 23 - (3rd per.) vs. Pittsburgh (5/24/96)

SHOTS ON GOAL ON ROAD - 15 - (2nd per.) at Colorado (6/6/96)

SHOTS AGAINST AT HOME - 26 - (1st per.) vs. New Jersey (4/13/12)

SHOTS AGAINST ON ROAD - 17 - Twice (1st per.) at Philadelphia (5/4/96) and (1st per.) at Pittsburgh (5/28/96)

POWER-PLAY GOALS - 2 - 5 times (3rd per.) vs. New Jersey (4/26/12), (2nd per.) at New Jersey (4/17/12), (2nd per.) vs. Boston (4/17/96), (2nd per.) vs. NY Rangers (4/17/97) and (2nd per.) at NY Rangers (4/22/97)

POWER-PLAY GOALS AGAINST - 3 - (1st per.) at Colorado (6/6/96)

SHORT-HANDED GOALS - 1 - Twice (3rd per.) vs. New Jersey (4/21/12) and (1st per.) vs. Philadelphia (5/14/96)

SHORT-HANDED GOALS AGAINST - 1 - 3 times (2nd per.) at New Jersey (4/16/00), (1st per.) at Boston (4/25/96) and (2nd per.) vs. Boston (4/22/96)

Fewest...

SHOTS ON GOAL - 1 - (2nd per.) vs. New Jersey (4/18/00)

SHOTS ON GOAL AGAINST - 2 - (3rd per.) vs. Pittsburgh (5/24/96)

Fastest...

OPENING GOAL - :23 - Stephen Weiss vs. New Jersey (4/15/12)

OPENING GOAL AGAINST - :33 - Zach Parise at New Jersey (4/17/12)

OPENING GOAL, HOME - :23 - Stephen Weiss vs. New Jersey (4/15/12)

OPENING GOAL, ROAD - :30 - Jody Hull at Boston (4/24/96)

OPENING GOAL AGAINST, HOME - :39 - Mark Messier vs. NY Rangers (4/25/97)

OPENING GOAL AGAINST, ROAD - :33 - Zach Parise at New Jersey (4/17/12)

GOAL FROM START OF PERIOD - :23 - Stephen Weiss (1st per.) vs. New Jersey (4/15/12)

GOAL FROM START OF PERIOD AGAINST - :27 - Petr Nedved (2nd per.) vs. Pittsburgh (5/24/96)

OVERTIME GOAL - 4:06 (OF 1ST OT) - Dave Lowry vs. Philadelphia (5/9/96)

OVERTIME GOAL AGAINST - 5:39 (OF 1ST OT) - Travis Zajac vs. New Jersey (4/24/12)

TWO GOALS SCORED BY ONE PLAYER - :49 - Stephen Weiss (1st per.) vs. New Jersey (4/15/12)

TWO GOALS AGAINST BY ONE PLAYER - 1:19 - Peter Forsberg (1st per.) at Colorado (6/6/96)

TWO GOALS - :25 - Ray Sheppard/Mike Hough (1st per.) vs. Boston (4/17/96)

TWO GOALS AGAINST - :31 - Rene Corbet/Valeri Kamensky (2nd per.) at Colorado (6/6/96)

THREE GOALS - 1:17 - Sheppard 7:37, Hough 8:02, Hull 8:54, (1st per.) vs. Boston (4/17/96)

THREE GOALS AGAINST - 3:49 - Young 10:32, Ricci 12:21, Krupp 14:21, (2nd per.) at Colorado (6/4/96)





TEAM PLAYOFF RECORDS: **GAME**

Most...

DECISIVE WIN – 6-2 – vs. Boston (4/22/96) and 5-1 at Pittsburgh (5/18/96)

DECISIVE WIN AT HOME – 6-2 – vs. Boston (4/22/96)

DECISIVE WIN ON ROAD – 5-1 – at Pittsburgh (5/18/96)

DECISIVE SHUTOUT – Twice 3-0 – vs. New Jersey (4/21/12) and vs. NY Rangers (4/17/97)

DECISIVE SHUTOUT WIN AT HOME – Twice 3-0 – vs. New Jersey (4/21/12) and vs. NY Rangers (4/17/97)

DECISIVE SHUTOUT WIN ON ROAD – 2-0 – at Philadelphia (5/2/96)

DECISIVE LOSS – 8-1 – at Colorado (6/6/96)

DECISIVE LOSS AT HOME – Twice 4-1 – vs. New Jersey (4/20/00) and 3-0 vs. NY Rangers (4/20/97)

DECISIVE LOSS ON ROAD – 8-1 – at Colorado (6/6/96)

DECISIVE SHUTOUT LOSS – 4-0 – at New Jersey (4/19/12)

DECISIVE SHUTOUT LOSS AT HOME – 3-0 – vs. NY Rangers (4/20/97)

DECISIVE SHUTOUT LOSS ON ROAD – 4-0 – at New Jersey (4/19/12)

GOALS – 6 – Twice – vs. Boston (4/17/96 and 4/22/96)

GOALS AT HOME – 6 – Twice – vs. Boston (4/17/96 and 4/22/96)

GOALS ON ROAD – 5 – at Pittsburgh (5/18/96)

GOALS BOTH TEAMS – 9 – vs. Boston (4/17/96), 6-3 (W) and at Colorado (6/6/96), 8-1 (L)

GOALS AGAINST – 8 – at Colorado (6/6/96), 8-1 (L)

GOALS AGAINST AT HOME – 4 – vs. New Jersey (4/20/00), 4-1 (L)

GOALS AGAINST ON ROAD – 8 – at Colorado (6/6/96), 8-1 (L)

ASSISTS – 11 – vs. Boston (4/17/96)

SCORING POINTS – 17 – vs. Boston (4/17/96)

PENALTY MINUTES – 57 – vs. Boston (4/22/96)

PENALTY MINUTES BY OPPONENT – 64 – vs. Boston (4/22/96)

PENALTY MINUTES BY BOTH TEAMS – 121 – vs. Boston (4/22/96)

PENALTIES – 19 – (57 PIM) vs. Boston (4/22/96)

PENALTIES BY OPPONENT – 21 – (64 PIM) vs. Boston (4/22/96)

POWER-PLAY GOALS – 3 – at New Jersey (4/17/12)

POWER-PLAY GOALS AGAINST – 4 – at Colorado (6/6/96)

SHORT-HANDED GOALS – 1 – Twice – vs. New Jersey (4/21/12), vs. Philadelphia (5/14/96)

SHORT-HANDED GOALS AGAINST – 1 – 3 times – at New Jersey (4/16/00), at Boston (4/25/96) and vs. Boston (4/22/96)

SHOTS ON GOAL – 63 – vs. Colorado (6/10/96)

SHOTS ON GOAL AT HOME – 63 – vs. Colorado (6/10/96)

SHOTS ON GOAL ON ROAD – 42 – vs. Philadelphia (5/12/96)

SHOTS ON GOAL BOTH TEAMS – 119 – vs. Colorado (6/10/96)

SHOTS AGAINST – 56 – vs. Colorado (6/10/96)

SHOTS AGAINST AT HOME – 56 – vs. Colorado (6/10/96)

SHOTS AGAINST ON ROAD – 47 – at Philadelphia (5/4/96)

Fewest...

PENALTY MINUTES – 2 – vs. Colorado (6/8/96)

PENALTY MINUTES BY OPPONENT – 2 – at New Jersey (4/24/12)

PENALTY MINUTES BY BOTH TEAMS – 6 – vs. Colorado (6/8/96)

SHOTS ON GOAL – 15 – at Philadelphia (5/2/96)

SHOTS ON GOAL AT HOME – 22 – vs. New Jersey (4/18/00)

SHOTS ON GOAL ON ROAD – 15 – at Philadelphia (5/2/96)

SHOTS ON GOAL BOTH TEAMS – 33 – at Philadelphia (5/2/96)

SHOTS AGAINST – 18 – at Philadelphia (5/2/96)

SHOTS AGAINST AT HOME – 22 – vs. Colorado (6/8/97)

SHOTS AGAINST ON ROAD – 18 – at Philadelphia (5/2/96)



TEAM PLAYOFF RECORDS: **SEASON**

Most...

GOALS - 61 - (1996)	SHUTOUTS AT HOME - 1 - (1997 and 2012)
ASSISTS - 95 - (1996)	SHUTOUTS ON ROAD - 1 - (1996)
POINTS (GOALS/ASSISTS) - 156 - (1996)	SHUTOUTS AGAINST - 2 - (1996)
PENALTY MINUTES - 395 - (1996)	SHUTOUTS AGAINST AT HOME - 1 - (1996 and 1997)
GOALS AT HOME - 37 - (1996)	SHUTOUTS AGAINST ON ROAD - 1 - (1996 and 2012)
GOALS ON ROAD - 24 - (1996)	GAMES - 22 - (1996)
GOALS AGAINST - 57 - (1996)	WINS - 12 - (1996)
POWER-PLAY GOALS - 14 - (1996)	WINS AT HOME - 7 - (1996)
POWER-PLAY GOALS AGAINST - 20 - (1996)	WINS ON ROAD - 5 - (1996)
SHORT-HANDED GOALS - 1 - (1996 and 2012)	LOSSES - 10 - (1996)
SHORT-HANDED GOALS AGAINST - 2 - (1996)	LOSSES AT HOME - 4 - (1996)
SHUTOUTS - 1 - (1996, 1997 and 2012)	LOSSES ON ROAD - 6 - (1996)

TEAM PLAYOFF RECORDS: **STREAKS**

Longest...

WIN STREAK - 4 GAMES - 5/9 - 5/18/96	LOSING STREAK AT HOME VS. A SINGLE TEAM - 3 GAMES - vs. New Jersey (4/18/00-4/13/12)
WIN STREAK AT HOME - 3 GAMES - 4/17 - 4/27/96 and 5/9 - 5/24/96	LOSING STREAK ON ROAD VS. A SINGLE TEAM - 2 GAMES - vs. New Jersey (4/19- 4/24/12), vs. New Jersey (4/13 - 4/15/00), vs. NY Rangers (4/22 - 4/23/97), vs. Colorado (6/4 - 6/6/96) and vs. Pittsburgh (5/20 - 5/28/96)
WIN STREAK ON ROAD - 2 GAMES - 5/12 - 5/18/96	CONSECUTIVE SHUTOUT STREAK - 1 GAME - 5/2/96 at Philadelphia 2-0 (Vanbiesbrouck), 4/17/97 vs. NY Rangers 3-0 (Vanbiesbrouck), 4/21/12 vs. New Jersey 3-0 (Theodore)
WIN STREAK VS. A SINGLE TEAM - 3 GAMES - vs. Boston 4/17 - 4/24/96 and vs. Philadelphia 5/9 - 5/14/96	CONSECUTIVE SHUTOUT STREAK AGAINST - 1 GAME - 5/28/96 at Pittsburgh 3-0 (Barrasso), 6/10/96 vs. Colorado 1-0 (Roy) and 4/20/97 vs. NY Rangers 3-0 (Richter), 4/19/12 at New Jersey 4-0 (Brodeur)
WIN STREAK AT HOME VS. A SINGLE TEAM - 3 GAMES - vs. Boston 4/17 - 4/27/96	CONSECUTIVE GAMES WITHOUT BEING SHUT OUT - 15 GAMES - 4/17 - 5/26/96
WIN STREAK ON ROAD VS. A SINGLE TEAM - 1 GAME - many times	CONSECUTIVE GAMES WITHOUT SHUTTING OUT OPPONENT - 16 GAMES - 5/4 - 6/10/96
LOSING STREAK - 9 GAMES - 4/20/97-4/13/12	CONSECUTIVE SHUTOUT MINUTES - 141:31 - John Vanbiesbrouck 6/8 - 6/10/96
LOSING STREAK AT HOME - 5 GAMES - 4/20/97-4/13/12	
LOSING STREAK ON ROAD - 6 GAMES - 6/4/96-4/16/00	
LOSING STREAK VS. A SINGLE TEAM - 5 GAMES - vs. New Jersey (4/13/00-4/13/12)	





INDIVIDUAL PLAYOFF RECORDS: **PERIOD**

Most...

GOALS – 2 – Dave Lowry (2nd per.) vs. Boston (4/22/96), Rob Niedermayer (1st per.) vs. Philadelphia (5/9/96) and Stu Barnes (3rd per.) vs. Pittsburgh (5/24/96), Stephen Weiss (1st per.) vs. New Jersey (4/15/12)

GOALS AGAINST – 3 – Peter Forsberg (1st per.) at Colorado (6/6/96) and Wayne Gretzky (2nd per.) at NY Rangers (4/23/97)

ASSISTS – 3 – Stu Barnes (2nd per.) vs. Boston (4/22/96) and Robert Svehla (2nd per.) vs. NY Rangers (4/17/97)

ASSISTS AGAINST – 3 – Joe Sakic (1st per.) at Colorado (6/6/96)

POINTS – 3 – Stu Barnes (2nd per.) vs. Boston (4/22/96), Ray Sheppard (2nd per.) vs. Boston (4/22/96) and Robert Svehla (2nd per.) vs. NY Rangers (4/17/97)

POINTS AGAINST – 3 – Peter Forsberg (1st per.) at Colorado (6/6/96), Joe Sakic (1st per.) at Colorado (6/6/96) and Wayne Gretzky (2nd per.) at NY Rangers (4/23/97)

POWER-PLAY GOALS – 2 – Stephen Weiss (1st per.) vs. New Jersey (4/15/12)

POWER-PLAY GOALS AGAINST – 2 – Peter Forsberg (1st per.) at Colorado (6/6/96)

SHORT-HANDED GOALS – 1 – Tomas Kopecky (3rd per.) vs. New Jersey (4/21/12) and Bill Lindsay (1st per.) vs. Philadelphia (5/14/96)

SHORT-HANDED GOALS AGAINST – 1 – Scott Niedermayer (2nd per.) at New Jersey (4/16/00), Adam Oates (3rd per.) at Boston (4/25/96) and Steven Heinze (2nd per.) vs. Boston (4/22/96)

PENALTY MINUTES – 15 – Paul Laus (1st per.) vs. Boston (4/22/96)

PENALTY MINUTES AGAINST – 17 – Shjon Podein (3rd per.) vs. Philadelphia (5/7/96)

INDIVIDUAL PLAYOFF RECORDS: **GAME**

Most...

GOALS – 2 – Several times. MR: Stephen Weiss vs. New Jersey (4/15/12)

GOALS AGAINST – 3 – Peter Forsberg at Colorado (6/6/96) and Wayne Gretzky at NY Rangers (4/23/97)

ASSISTS – 3 – Stu Barnes vs. Boston (4/17/96), Ray Sheppard vs. Boston (4/22/96), Dave Lowry vs. Pittsburgh (5/24/96) and Robert Svehla vs. NY Rangers (4/17/97)

ASSISTS AGAINST – 4 – Joe Sakic at Colorado (6/6/96)

POINTS – 4 – Ray Sheppard (1-3-4) vs. Boston (4/22/96)

POINTS AGAINST – 4 – Adam Oates (2-2-4) at Boston (4/25/96) and Joe Sakic (0-4-4) at Colorado (6/6/96)

POWER-PLAY GOALS – 2 – Stephen Weiss vs. New

Jersey (4/15/12)

POWER-PLAY GOALS AGAINST – 2 – Rick Tocchet vs. Boston (4/17/96) and Peter Forsberg at Colorado (6/6/96)

SHORT-HANDED GOALS – 1 – Tomas Kopecky (3rd per.) vs. New Jersey (4/21/12), Bill Lindsay vs. Philadelphia (5/14/96)

SHORT-HANDED GOALS AGAINST – 1 – Scott Niedermayer vs. New Jersey (4/16/00), Adam Oates at Boston (4/25/96) and Steve Heinze vs. Boston (4/22/96)

PENALTY MINUTES – 21 – Paul Laus vs. Boston (4/22/96)

PENALTY MINUTES AGAINST – 17 – Dean Chynoweth vs. Boston (4/22/96) and Shjon Podein vs. Philadelphia (5/7/96)

By Defensemen...

GOALS – 1 – Several times. MR: Brian Campbell at New Jersey (4/17/12)

ASSISTS – 3 – Robert Svehla vs. NY Rangers (4/17/97)

POINTS – 3 – Robert Svehla vs. NY Rangers (4/17/97)



INDIVIDUAL PLAYOFF RECORDS: **SEASON**

Most...

GAMES PLAYED - 22 - 11 Players (1996)

GOALS - 10 - Dave Lowry (1996)

ASSISTS - 10 - Stu Barnes (1996)

POINTS - 17 - Dave Lowry (1996)

PENALTY MINUTES - 62 - Paul Laus (1996)

POWER-PLAY GOALS - 4 - Dave Lowry (1996)

SHORT-HANDED GOALS - 1 - Tomas Kopecky (2012) and Bill Lindsay (1996)

GAME-WINNING GOALS - 2 - Dave Lowry, Stu Barnes, Rob Niedermayer, Tom Fitzgerald and Mike Hough (1996)

SHOTS ON GOAL - 57 - Stu Barnes and Scott Mellanby (1996)

HAT TRICKS - None

GOALS BY DEFENSEMAN - 2 - Jason Woolley and Paul Laus (1996)

ASSISTS BY DEFENSEMAN - 8 - Ed Jovanovski (1996)

POINTS BY DEFENSEMAN - 9 - Ed Jovanovski (1996)

PENALTY MINUTES BY DEFENSEMAN - 62 - Paul Laus (1996)

POWER-PLAY GOALS BY DEFENSEMAN - 1 - Jason Garrison (2012), Brian Campbell (2012), Robert Svehla (1997), Jason Woolley (1996)

SHORT-HANDED GOALS BY DEFENSEMAN - None

GAME-WINNING GOALS BY DEFENSEMAN - 1 - Brian Campbell (2012), Jason Woolley (1996)

SHOTS BY DEFENSEMAN - 53 - Gord Murphy (1996)

GAMES BY ROOKIE - 22 - Ed Jovanovski (1996)

GOALS BY ROOKIE - 1 - Radek Dvorak and Ed Jovanovski (1996) and Dave Nemirovsky (1997)

ASSISTS BY ROOKIE - 8 - Ed Jovanovski (1996)

POINTS BY ROOKIE - 9 - Ed Jovanovski (1996)

PENALTY MINUTES BY ROOKIE - 52 - Ed Jovanovski (1996)

POWER-PLAY GOALS BY ROOKIE - None

SHORT-HANDED GOALS BY ROOKIE - None

GAME-WINNING GOALS BY ROOKIE - None

SHOTS BY ROOKIE - 51 - Ed Jovanovski (1996)

WINS BY GOALTENDER - 12 - John Vanbiesbrouck (1996)

SHUTOUTS - 1 - Jose Theodore (2012), John Vanbiesbrouck (1996 and 1997)

PENALTY MINUTES BY GOALTENDER - 20 - John Vanbiesbrouck (1996)

ASSISTS/POINTS BY GOALTENDER - 1 - Scott Clemmensen (2012), John Vanbiesbrouck (1996)

INDIVIDUAL PLAYOFF RECORDS: **STREAKS**

Longest...

GAMES PLAYED - 22 - 11 Players (1996)

GOAL STREAK - 3 GAMES - Dave Lowry (4/27 - 5/4/96)

ASSIST STREAK - 5 GAMES - Jason Woolley (4/17 - 4/27/96)

POINT STREAK - 7 GAMES - Dave Lowry (5/9 - 5/26/96)





GOALTENDING **PLAYOFF** RECORDS

Period...

MOST GOALS ALLOWED – 4 – John Vanbiesbrouck (1st per.) at Colorado (6/6/96)

MOST SHOTS FACED – 26 – Jose Theodore (1st per.) vs. New Jersey (4/13/12)

MOST SHOTS, OPPONENT – 23 – Tom Barrasso (3rd per.) vs. Pittsburgh (5/24/96)

MOST SAVES – 23 – Jose Theodore (1st per.) vs. New Jersey (4/13/12)

MOST SAVES, OPPONENT – 20 – Tom Barrasso (3rd per.) vs. Pittsburgh (5/24/96)

Game...

FEWEST GOALS AGAINST – 0 – Jose Theodore vs New Jersey (4/21/12), John Vanbiesbrouck at Philadelphia (5/2/96) and vs. NY Rangers (4/17/97)

MOST GOALS AGAINST – 4 – Scott Clemmensen at New Jersey (4/19/12), Mike Vernon vs. New Jersey (4/20/00), John Vanbiesbrouck at NY Rangers (4/22/97), at Colorado (6/6/96) and at Boston (4/25/96) and Mark Fitzpatrick at Colorado (6/6/96)

MOST SHOTS AGAINST – 56 – John Vanbiesbrouck vs. Colorado (6/10/96)

MOST SAVES – 55 – John Vanbiesbrouck vs. Colorado (6/10/96)

MOST PENALTIES – 2 – John Vanbiesbrouck vs. Boston (4/22/96) and vs. Philadelphia (5/7/96)

MOST PENALTY MINUTES – 10 – Mike Vernon at New Jersey (4/13/00)

MOST POINTS – 1 – Scott Clemmensen at New Jersey (4/17/12) and John Vanbiesbrouck at Boston (4/25/96)

Season...

MOST CONSECUTIVE STARTS – 22 – John Vanbiesbrouck (1996)

MOST CONSECUTIVE GAMES PLAYED – 22 – John Vanbiesbrouck (1996)

LONGEST WIN STREAK – 4 GAMES – John Vanbiesbrouck (5/9 - 5/18/96)

LONGEST LOSING STREAK – 4 GAMES – Mike Vernon (4/13 - 4/20/00) and John Vanbiesbrouck (4/20 - 4/25/97 and 6/4 - 6/10/96)

CONSECUTIVE SCORELESS MINUTES – 141:31 – John Vanbiesbrouck vs. Colorado (6/8 - 6/10/96)

ROOKIE **PLAYOFF** RECORDS

Period...

GOALS – 1 – Ed Jovanovski (1st per.) vs. Boston (4/22/96), Radek Dvorak (2nd per.) vs. Pittsburgh (5/24/96) and Dave Nemirovsky (3rd per.) at NY Rangers (4/23/97)

ASSISTS – 1 – Several times. MR: Ed Jovanovski (1st per.) vs. Colorado (6/8/96)

POINTS – 1 – Several times. MR: Dave Nemirovsky (3rd per.) at NY Rangers (4/23/97)

PENALTY MINUTES – 12 – Ed Jovanovski (3rd per.) vs. Philadelphia (5/7/96)

Game...

GOALS – 1 – Ed Jovanovski vs. Boston (4/22/96), Radek Dvorak vs. Pittsburgh (5/24/96) and Dave Nemirovsky at NY Rangers (4/23/97)

ASSISTS – 2 – Ed Jovanovski vs. Philadelphia (5/9/96)

POINTS – 2 – Ed Jovanovski vs. Philadelphia (5/9/96) and Radek Dvorak vs. Pittsburgh (5/24/96)

PENALTY MINUTES – 14 – Ed Jovanovski vs. Philadelphia (5/7/96)

POWER-PLAY GOALS – None

SHORT-HANDED GOALS – None

GENERALINFO



GENERALINFO





FLORIDA PANTHERS MEDIA

Media Credentials

Media Credentials will be issued for working members of the media only. Non-working media members, children and friends will not be allowed into the press box or press lounge.

There will be three types of game credentials – two types for those individuals working in press box (working press and radio/TV as well as visiting team official) and one for those individuals taking both still and video shots will not have press box access (photo/tech and cameramen). Contact Justin Copertino at (954) 835-7712 or Adelyn Biedenbach at (954) 835-7207.

Press Entrance

The press entrance is located at the northwest corner of the BB&T Center, just to the left of the arena's loading docks. It will open an hour and a half before the start of each game and close half an hour after the game begins. Please use the press entrance or the security entrance when attending Panthers practices at the BB&T Center.

Press Box Access

To access the Press Box, please exit the Press Lounge at the same door you entered and proceed approximately 40 yards to the press express elevator, which will be on the right. Take the press express elevator to the Sky View Level, which will open directly into the Press Box.

Dressing Room Access

From the Press Lounge: Proceed out the back door of the Press Room and take an immediate left. Follow the corridor until you reach the marked locker room doors or the post-game interview room – approximately 30 yards on the right.

From the Press Box: Upon departing the press express elevator on the event level, proceed to the right and follow the corridor until you reach the locker rooms – approximately 15 yards past the security booth.

Working Press Pass Holders

Working press members will be assigned a seat in the Press Box, which you can access at the Sky View Level off of the press express elevators. Seating charts are posted throughout the Press Box on game nights.

Photo/Tech Pass Holders

Still photographers will shoot from section 117 and from the holes in the glass. Team photographer Eliot Schechter will assign photo locations on a nightly basis.

Media Parking

The Panthers can offer a limited number of parking spaces available to the media on a seasonal basis that will be located in a fenced-in lot at the northwest corner of the BB&T Center, near the press entrance. Please submit any requests for parking 24 hours prior to game to Justin Copertino at (954) 835-7712 or Adelyn Biedenbach at (954) 835-7207. The club will have a very limited number of game-by-game parking passes available and they will be issued on a first-come, first-served basis.

Press Meals

Upon receiving your credential from a Panthers communications representative at the press will-call, each member of the media may proceed to the Press Lounge. Meals may be purchased after signing in with Press Room food service individuals.





FLORIDA PANTHERS ICEDEN

The Panthers IceDen is a 125,000 square foot, state-of-the-art recreational skating and entertainment complex that houses three ice rinks and is the first designed multi-sheet facility in Florida. This facility, which opened its doors in Nov. 1996, is also the primary practice facility for the NHL's Florida Panthers.

The Panthers IceDen embarked on an additional expansion project during 2009 that saw an additional 50,000 square feet including a third NHL regulation size ice surface and a state-of-the-art training facility for the Florida Panthers. The expansion of the Panthers IceDen to three rinks makes it the only triple-ice facility south of Washington, D.C. Along with the third sheet of ice, the Panthers IceDen added a 16,000 square-foot training facility for the Panthers. The training facility includes staff offices, a player's lounge, locker room, meeting room, media work room, video facility and a gym.

The Panthers IceDen has hosted a variety of prestigious events including the Sunshine State Figure Skating Championships, the Florida State High school Hockey Championships, the State Amateur Hockey of Florida Championships, Special Olympics Florida and the USA Hockey National Championships. The facility also hosts the Florida Panthers developmental camp, summer hockey schools, the Panthers Cup, as well as adult league hockey tournaments. The Panthers IceDen was also named by USA Hockey Magazine as one of the 10 coolest rinks in the United States and continues to be one of the busiest facilities in the country.

The expansion of The Panthers IceDen continues the building's commitment to being one of the premier ice facilities in the country. The third sheet of ice is used primarily for the Panthers but is also used by the Panthers IceDen figure skating programs, as well as the highly regarded Florida JR Panthers travel hockey club.

In addition to daily public skating sessions, the Panthers IceDen also hosts youth and adult hockey, figure skating, curling and learn to skate programs.





BB&T CENTER

Home of the Florida Panthers hockey club and internationally recognized concerts and events, the Broward County-owned BB&T Center is one of the top ranked venues of its kind in the world. BB&T, one of the largest banks in the United States, assumed naming rights for 'The Center of It All' on Sept. 10, 2012 as part of a 10-year agreement for the venue's naming rights.

Spectators have enjoyed Florida Panthers hockey, concert headliners like Jay-Z, Bon Jovi, Aerosmith, Katy Perry, Taylor Swift, Michael Buble, Bruce Springsteen, Rihanna, Usher, Jimmy Buffet and Andre Rieu as well as family shows like Walking with Dinosaurs, Disney on Ice, the Harlem Globetrotters and Monster Jam. In addition, the venue has played host to the 2001 NHL Entry Draft and the 2003 NHL All-Star Game, as well as acting as the annual home for the MetroPCS Orange Bowl Basketball Classic. The BB&T Center is also slated to host the 2015 NHL Entry Draft.

The BB&T Center offers versatile programming reflective of the rich diversity of the South Florida community. Annual events at the BB&T Center include college and high school commencement ceremonies, corporate functions, charity events, youth hockey games, motivational seminars and much more.

Club Red is a 12,000+ square-foot exclusive lounge for all concerts, shows, and events including a center ice view for hockey games. Club Red offers all-inclusive superior cuisine and an all-inclusive full-service bar. Other offers include VIP valet parking, private entrance, early entry to an event and much more.

The ADT Club located on the club level offers five-star food and beverage for every event, VIP club parking, executive concierge services, private business services, lounge area and much more. The Sky Club at the BB&T Center encompasses approximately 8,000 square feet and caters to approximately 500 guests with a Panthers themed interior design, full-service bar, outdoor patio, specialty buffet and tremendous sidelines. The Penalty Box offers fans another luxury seating and dining option inside the BB&T Center. The BB&T Center is also the home for private loge box seating. These state of the art boxes include the upscale amenities of a luxury suite with the excitement of sitting in the arena bowl. Amenities include comfortable, swivel contoured chair with seating for four or eight people, countertop dining and viewing opportunities with access to the BB&T Chairman's Club, waiter/waitress service,

Other destinations at the BB&T Center:

- ADT Club
- BB&T's Chairman's Club
- Club Red
- Coca-Cola Food Courts
- Sky Club,
- JetBlue Tarmac,
- Lexus VIP Lot
- Panthers Bar
- Svedka Center Ice Bar
- The Legends Lounge,
- The Penalty Box





PANTHERS IN THE COMMUNITY

Florida Panthers Foundation

The mission of the Florida Panthers Foundation is to build a better future for the children of South Florida. Through philanthropic partnerships, grants, donations and community outreach programs, the Foundation maintains a focus on children's health, fitness, education and cultural needs. The Florida Panthers Foundation is a non-profit organization that has donated significant resources to charitable initiatives since its inception in 2003. Check our website for any additional information at <http://www.panthersfoundation.org/>

Food & Toy Drives

The Florida Panthers during the month of November host a food drive outside of the BB&T Center to benefit the Harvest Food Drive of Broward County. Fans are encouraged to donate any nonperishable food items before select Florida Panthers home games. The Panthers staff members as well as Florida Panthers players and their families will spend on day distributing Thanksgiving meals to families in need in Broward County. In December, the Florida Panthers partner with the U.S. Marine Corps Reserves to collect toys for the popular Toys for Tots program. The Florida Panthers host toy drives before select home games and all donated toys are then distributed to children in need in South Florida.

Children's Hospitals Visits

Each season, Florida Panthers players, broadcasters, coaches, and Stanley C. Panther make their regular hospital visits. Players sign autographs, take pictures and distribute gift bags filled with Panthers memorabilia to all patients. One of their signature events is the Holiday Hangout where the entire Chris Evert Children's Hospital is adorned with holiday decorations, face painters, food, music and a visit from Santa Claus where each child will receive a gift.

"Shirts Off Our Backs" Auction

The final home game of the regular season allows the Foundation to host of the most popular auctions of the season, the "Shirts Off Our Backs" auction, where the Foundation auctions off the game-used jerseys of each member of the Florida Panthers. This action packed auction is held through the second intermission where fans bid on their favorite jerseys at the auction tables. At the conclusion of the game, all winning bidders are escorted to center ice for a special post game ceremony where each player skates over to the fan that won their jersey, takes off their jersey and signs it while fans in the crowd look on.

To learn more about the foundation or to make a tax deductible donation please visit our website at www.panthersfoundation.org





GRASSROOTS MARKETING & COMMUNITY DEVELOPMENT

Cats in the Community

The Florida Panthers are committed to the South Florida community through a variety of initiatives from the Grassroots Marketing and Community Development departments. The Panthers will deploy significant resources to engage South Florida you, families, current and potential fans and hockey players, to extend its reach through community-driven programs and fan outreach initiatives. The Panther Patrol will visit numerous location throughout the tri-county area to feature street hockey clinics, school/education programs and assemblies, youth hockey events, Panthers Live!, Watch Parties, as well as appearances from Panthers personalities, Stanley C Panther and more. The JetBlue Tarmac part will take place prior to every Panthers home game and feature inflatable street hockey rink, party mobiles equipped with video games, face painting, DJ and potential live music performances, corn hole boards and vendor village.

For more information about Panthers Community appearances or initiatives, please visit floridapanthers.com/community

FLORIDA PANTHERS ALUMNI ASSOCIATION

The Florida Panthers and the NHL have formed an official Florida Panthers Alumni Association headed by former NHL defenseman and current Panthers broadcaster Randy Moller. The Alumni Association has a mission to encourage retired players and their families to remain involved with the Panthers organization and smooth the transition from player to businessman in the South Florida community.

The Alumni Association also raises money for South Florida youth hockey and other charitable causes. It serves to benefit sponsors and supporters through speaking engagements, hospital visits, promotional tours and player appearances. The alumni association has distributed more than \$290,000.00 to the youth of South Florida.

Twelve seasons after taking South Florida on a memorable and wild ride to the Stanley Cup finals, the '96 Panthers came together at the, formally named, BankAtlantic Center on July 28, 2007 for a reunion game against former Panther alumni.

Before a crowd of over 11,000 – a crowd that lined up several hours before the game to get autographs from players and coaches – the '96 Panthers defeated the Florida Alumni 9-5.

The players that attended the reunion game from the '96 Panthers included Mark Fitzpatrick, Mike Hough, Ed Jovanovski, Paul Laus, Bill Lindsay, Scott Mellanby, Gord Murphy, Ray Sheppard, Brian Skrudland, Geoff Smith, John Vanbiesbrouck and head coach Doug MacLean.





NATIONAL HOCKEY LEAGUE

New York, 1185 Avenue of the Americas, New York, NY 10036,
212-789-2000.

Montréal, 1800 McGill College Avenue, Suite 2600, Montréal, Québec, H3A 3J6
514-841-9220.

Toronto, 50 Bay Street, 11th Floor, Toronto, Ontario, M5J 2X8,
416-359-7900.

REFEREES

NAME	NUMBER
*Burchell, Darcy	42
Charron, Francis	6
*Chmielewski, Tom	43
Devorski, Paul	10
Dwyer, Gord	19
Furlatt, Eric	27
*Hanson, Trevor	47
Hasenfratz, Mike	2
Hebert, Ghislain	22
Hebert, Jean	15
Jackson, Dave	8
Joannette, Marc	25
Kimmerly, Greg	18
Kowal, Tom	32
Kozari, Steve	40
L'Ecuyer, Frederick	17
LaRue, Dennis	14
Lee, Chris	28
Leggo, Mike	3
*Lemelin, Mark	41
*Lewis, Dave	46
*Luxmore, Thomas John	49
Martell, Rob	26
McCauley, Wes	4
*McIsaac, Jon	45
Meier, Brad	34
Morton, Dean	36
Nicholson, Kendrick	44
O'Halloran, Dan	13
O'Rourke, Dan	9
Peel, Tim	20
Pochmara, Brian	16
Pollock, Kevin	33
Rank, Garrett	48
Rehman, Kyle	37
Rooney, Chris	5
Skilliter, Graham	24
St. Pierre, Justin	12
St-Laurent, Francois	38
Sutherland, Kelly	11
Walsh, Ian	29
Watson, Brad	23

LINESMEN

NAME	NUMBER
Amell, Derek	75
Barton, Steve	59
Brisebois, David	96
Cameron, Lonnie	74
Cherrey, Scott	50
Cormier, Michel	76
Cvik, Mike	88
Devorski, Greg	54
Driscoll, Scott	68
Galloway, Ryan	82
Gibbs, Darren	66
*Grandt, John	98
Henderson, Don	91
Heyer, Shane	55
Kovachik, Brad	71
*Knorr, Trent	63
Lazarowich, Brad	86
Mach, Brian	78
MacPherson, Matt	83
McElman, Andy	90
Miller, Steve	89
Morin, Jean	97
Murchison, Kiel	79
Murphy, Brian	93
Murray, Jonny	95
Nansen, Derek	70
Nelson, Thor	80
Nowak, Tim	77
Pancich, Bryan	94
Racicot, Pierre	65
Rody, Vaughan	73
Serico, Anthony	84
Sharrers, Jay	57
Shewchuk, Mark	92
Wheler, Mark	56

*minor league officials

EXECUTIVE

Commissioner: Gary B. Bettman
Deputy Commissioner: William Daly
Chief Operating Officer: John Collins
Senior Executive Vice President of Hockey Operations: Colin Campbell

HOCKEY OPERATIONS

Senior Vice President of Hockey Operations: Mike Murphy
Senior Vice President of Hockey Operations: Kris King

COMMUNICATIONS (@PR_NHL)

GARY MEAGHER, Executive Vice President, Communications
O: 416-359-7960, C: 416-729-4700, gmeagher@nhl.com

FRANK BROWN, Group Vice President, Communications
O: 212-789-2042, C: 347-853-4390, fbrown@nhl.com
* Commissioner's Office requests

JAMEY HORAN, Group Vice President, Event Communications & Player Development
O: 212-789-2785, C: 646-652-9981, jhoran@nhl.com
* Deputy Commissioner requests; Event & Player development inquiries

JOHN DELLAPINA, Group Vice President, Communications
O: 212-789-2115, C: 917-363-7988, jdellapina@nhl.com
* Department of Player Safety requests and general hockey inquiries

BENNY ERCOLANI, Statistician & Information Officer
O: 416-359-7963, C: 416-729-5666, bercolani@nhl.com

GREG INGLIS, Senior Director, News Services
O: 212-789-2065, C: 347-853-2461, ginglis@nhl.com
* Editorial content & research

SCHUYLER BAEHMAN, Director, Event Communications & Player Development
O: 212-789-2097, C: 908-917-0456, sbaehman@nhl.com
* Event inquiries

NIRVA MILORD, Director, Communications
O: 212-789-2123, C: 917-715-6187, nmilord@nhl.com
* Corporate communications, entertainment publicity

JENNIFER MOAD, Director, Communications
O: 416-359-7961, C: 416-527-2852, jmoad@nhl.com

JULIE YOUNG, Director, Communications
O: 416-359-7964, C: 416-605-3550, jyoung@nhl.com
* Hockey Operations & Officiating requests

DAVID KEON, Senior Manager, Communications
O: 416-359-7962, C: 416-729-5665, dkeon@nhl.com
* International credentials

TREVOR BJERGSO, Manager, Communications
O: 416-359-7965, C: 416-540-5306, tbjergso@nhl.com
* Social Media inquiries, Central Scouting & Situation Room requests

BRENDON CROSSMAN, Manager, Communications
O: 416-359-7978, bcrossman@nhl.com
* In-Game communications

JASMINE GHAFOR, Manager, Communications
O: 416-359-7968, C: 647-808-4876, jghafour@nhl.com
* Corporate communications

JOSH BERNSTEIN, Coordinator, Communications
O: 212-789-2609, jbjpr@nhl.com
* Editorial content, research & Morning Skate

NICOLE BUCKLEY, Coordinator, Event Communications & Player Development
O: 212-789-2066, nicbuckley@nhl.com
* Event credentials

LAUREN WOLMAN, Assistant, Event Communications & Player Development
O: 212-789-2052, lwolman@nhl.com





NHL CRITICAL DATES

September 2014

- 11 Rookie camps open
- 18 Training camps open
- 21 Preseason schedule begins
- 24 Kraft Hockeyville: Arizona Coyotes at Calgary Flames (Sylvan Lake, Alta.)
- 25 CCM/USA Hockey All-American Prospects Game (Buffalo, N.Y.)
- 30 NHL Board of Governors Meeting (New York, N.Y.)

October 2014

- 7 Opening day playing rosters set (5:00 p.m. ET)
- 8 Opening night – Regular Season begins
- 8 2014 Molson Canadian NHL Face-Off™ (Toronto, Ont.)
- 8 Kings raise Stanley Cup banner: San Jose Sharks at Los Angeles Kings
- 11 NHL Game Night (all teams in action)
- 20-Nov. 17 Hockey Fights Cancer Awareness Month

November 2014

- 14 Hockey Hall of Fame Game: Pittsburgh Penguins at Toronto Maple Leafs (Air Canada Centre, Toronto, Ont.)
- 17 Hockey Hall of Fame induction ceremony (Toronto, Ont.)
Inductees: Rob Blake, Peter Forsberg, Dominik Hasek, Mike Modano (Player category); Pat Burns (Builder category), Bill McCreary (Referee/Linesman category); Media honorees: Kevin Allen, Pat Foley.
- 18 General Managers' Meeting (Toronto, Ont.)
- 26 NHL Founders Day (1917) – 9 games on schedule
- 28 2014 Discover NHL Thanksgiving Showdown™:
New York Rangers at Philadelphia Flyers (1:00 p.m. ET)

December 2014

- 1 Signing deadline for Group 2 free agents (5:00 p.m. ET)
- 4 U.S. Hockey Hall of Fame induction & Celebration of Lester Patrick (Minn/St. Paul, Minn.).
Inductees: Karyn Bye Dietz, Brian Rafalski, Jeff Sauer, Lou Vairo.
- 8-9 NHL Board of Governors Meeting (Boca Raton, Fla.)
- 19-27 Holiday roster freeze in effect: For all players on an NHL active roster, injured reserve, or with non-roster and injured non-roster status as of midnight (local time) Dec. 19, a roster freeze shall apply through midnight (local time) Dec. 27, with respect to waivers, trades and loans, subject to the exceptions provided for in CBA Article 16.5 (d).
- 24-26 Holiday break (no scheduled practices – dressing rooms closed)
- 26-Jan. 5 IIHF World Junior Championship (Montreal, Que. & Toronto, Ont.)

January 2015

- 1 2015 Bridgestone NHL Winter Classic®:
Chicago Blackhawks at Washington Capitals (Nationals Park, Washington, D.C.)
- 13 USHL/NHL Top Prospects Game (Dubuque, Iowa)
- 21 CCM/ECHL All-Star Classic (Orlando, Fla.)
- 22 CHL/NHL Top Prospects Game (St. Catharines, Ont.)
- 22-26 NHL All-Star Break (no games played)





- 22-25 No scheduled practices – dressing rooms closed
- 24 NHL All-Star Skills Competition™ (Nationwide Arena, Columbus, Ohio)
- 25 60th NHL All-Star Game (Nationwide Arena, Columbus, Ohio)
- 27 NHL Regular Season resumes

February 2015

- 1 Hockey is for Everyone Month begins
- 14 Scotiabank Hockey Day in Canada (host: Halifax, N.S.)
- 21 2015 Coors Light NHL Stadium Series™: Los Angeles Kings at San Jose Sharks (Levi's® Stadium, Santa Clara, Calif.)
- 20-22 8th Annual Hockey Weekend Across America presented by CCM (USA Hockey)

March 2015

- 2 Trade deadline (3:00 p.m. ET)

April 2015

- 9-11 NCAA Frozen Four (TD Garden, Boston, Mass.)
- 11 Last day of regular season (all teams in action)
- 15 Stanley Cup Playoffs begin
- 16-26 IIHF Under-18 World Championship (Zug and Lucerne, Switzerland)

May 2015

- 1-17 IIHF World Championship (Prague and Ostrava, Czech Republic)
- 21-31 CHL Memorial Cup (Quebec City, Que.)
- 31-June 6 NHL Combine (Buffalo, N.Y.)

June 2015

- 20 Last possible day for 2014 Stanley Cup Final
- TBA Deadline for first club-elected salary arbitration (later of June 15 or 48 hours after the conclusion of the Stanley Cup Final, 5:00 p.m. ET)
- 26-27 NHL Draft (BB&T Center, Sunrise, Fla.)

July 2015

- 1 Free agency begins (12:00 p.m. ET)
- 5 Deadline for player-elected salary arbitration notification (5:00 p.m. ET)
- 6 Deadline for club-elected salary arbitration notification (5:00 p.m. ET)
- 20-Aug. 4 Salary arbitration hearings held

August 2015

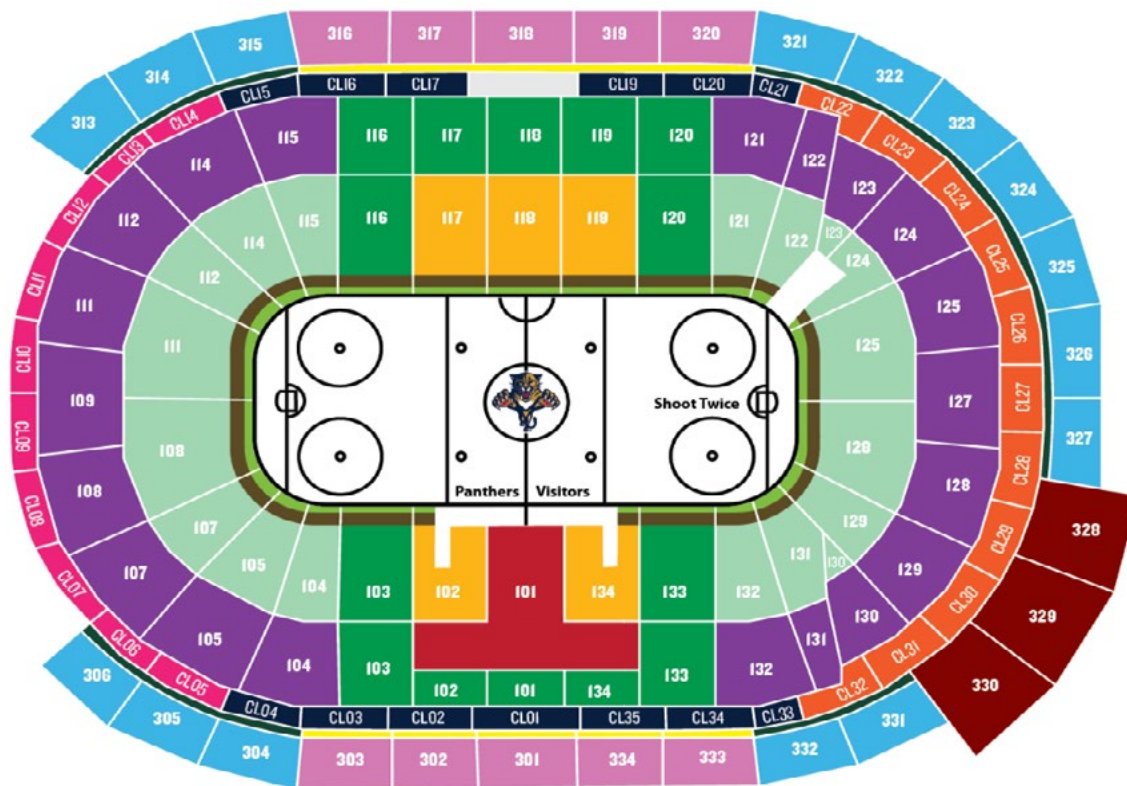
- 6 Deadline for salary arbitration decisions to be rendered



TICKET INFORMATION

2014/15 Florida Panthers Season Seat Price Map

Price Category	Prices Per Game		Total Season Price	
	FULL Season Price per Game	Half Season Price per Game	FULL season Total Price	Half Season Total Price
	43 Games	20 Games	43 Games	20 Games
Glass (row 1)	\$ 149.00	\$ 179.00	\$ 6,407	\$ 3,580
Glass (row 2)	\$ 90.00	\$ 108.00	\$ 3,870	\$ 2,160
Center Ice Premier (rows 3-17)	\$ 74.00	\$ 89.00	\$ 3,182	\$ 1,780
Lower End Premier (rows 3-17)	\$ 42.00	\$ 50.00	\$ 1,806	\$ 1,000
Sideline Premier	\$ 58.00	\$ 69.00	\$ 2,494	\$ 1,380
Lower End Shoot 1x (18-28); Shoot 2x (16-26)	\$ 25.00	\$ 30.00	\$ 1,075	\$ 600
Club Center	\$ 55.00	\$ 66.00	\$ 2,365	\$ 1,320
Club End	\$ 32.00	\$ 38.00	\$ 1,376	\$ 760
Front Row Upper Center	\$ 32.00	\$ 38.00	\$ 1,376	\$ 760
Front Row Goal Zone	\$ 18.00	\$ 21.00	\$ 774	\$ 420
Upper Center	\$ 16.00	\$ 19.00	\$ 688	\$ 380
Goal Zone (rows 2-10)	\$ 12.00	\$ 15.00	\$ 516	\$ 300
Duffy's Sky Club - all inclusive food, beer, wine, & soda	\$ 48.00	\$ 57.00	\$ 2,064	\$ 1,140
ADT Club - all inclusive food, beer, wine, & soda	\$ 71.00	\$ 85.00	\$ 3,053	\$ 1,700
Club Red (rows 3-6) - all inclusive food, beer, wine, & soda	\$ 159.00	n/a	\$ 6,837	n/a
Club Red (rows 7-18) - all inclusive food, beer, wine, & soda	\$ 199.00	n/a	\$ 8,557	n/a



GENERALINFO





TICKET INFORMATION

No matter what type of ticket program you are looking for, you can find it with the Florida Panthers:

- For single game tickets please visit www.floridapanthers.com/tickets.
- If you have a group of 10 or more, you qualify for a group discount. Larger groups may qualify for Fan Experiences including the chance to play on the ice, take a slap shot or picture on the ice after the game, or receive a chalk talk from a Panthers Hockey Operations Executive.
- You may purchase Full Season, Half Season or Flex Plans that come with a host of benefits including the same seat location each game, an exclusive rewards program, "My Panthers Rewards", and playoff priority. Full Season Plans in the lower level start at less than \$1,100 for the season.
- If you are interested in Premium Seating, we have packages available in our Club Red by Stoli, ADT Club, and both annual and individual game suites options.

For more information on any of the options listed above, call our PUCK LINE, to speak with a Panthers Personal Entertainment Consultant, at 954.835.PUCK (7825)



GENERAL INFO



GENERAL INFO

