



2014-2015

TEAM GUIDE

MINNESOTA WILD





BOB SUTER

1957 - 2014

Robert Allen Suter “Grandpa Bobby” passed away suddenly at Capitol Ice Arena, doing what he loved best, working at his hockey rink on Sept. 9, 2014. He enjoyed incredible success as a hockey player and dedicated his life to mentoring kids of all ages. Suter had a significant influence on the entire hockey community building the Madison Capitols hockey association into one of the best hockey training and development programs in the country.

He was born in Madison, Wis., and graduated from Madison East High School where he helped lead his hockey team to a state championship in 1975. Suter then attended the University of Wisconsin where he won a national championship in 1977. The defenseman was a member of the 1980 U.S. Olympic “Miracle on Ice” Hockey Team that won a gold medal and played one season for the Nashville South Stars (1981-82), before returning to Madison where he opened Suter’s Gold Medal Sports and started his coaching career.

In 1999, he played a major role in building Capitol Ice Arena in Middleton, Wis., spending the next 15 years running the rink, proshop and coaching the Madison Capitols. Suter also served as a scout for the Minnesota Wild from 2012-14.

He was the pillar of his family, always there when you needed him. Suter is survived by his parents, Marlowe and Delores; Mary, his wife of 16 years; children, Justin, Ryan, Garrett, Jason and Tyler; grandchildren, Jut, Jillian, Brooks, Livee, Sawyer and Avery; and first wife, Diane.

Bob Suter Memorial Fund “It’s All About the Kids”

Capitol Ice Arena

2616 Pleasant View Road

Middleton, WI 53562



VIC ST. MARTIN

1937 - 2014

The Minnesota hockey community was saddened by the passing of the man known popularly as “Como Boy” on May 5, 2014. A lifetime resident of Como Park, the affable Vic St. Martin was a longtime teacher and hockey coach who graduated from Cretin High School (now Cretin-Derham Hall) in 1955. He then moved on to the College (now University) of St. Thomas where he played four years of varsity hockey before graduating in 1959. Playing for the legendary Ken Staples, he won four letters, was the leading scorer his junior and senior years, and captained the team in his senior year.

A high school teacher and coach for 38 years, Vic taught at Benilde (now Benilde-St. Margaret’s), Tartan, and Maplewood High Schools while coaching hockey at Benilde, Tartan, St. Bernard’s, and St. Paul Johnson. His proudest achievement was founding the Tartan program in 1970. The program moved into elite play soon after its start, and while success was not immediate, it eventually became competitive. Among many hard working players were such All-Conference performers as Dick Leider, Paul Faltisek, and John Lodahl, while Larry Fronczak and Larry Boyle were dedicated assistant coaches.

Reflecting his years of dedicated service, Vic was inducted into the Minnesota Hockey Coaches Association Hall of Fame in 2008 and the Tartan High School Hockey Hall of Fame in 2009. Prior to those honors, he was roasted by the Old Timers Hockey Association at the Prom Center on April 24, 2007. Among the roasters were his college coach Ken Staples and assistant Larry Fronczak.

Later in life, Vic assisted at the Xcel Energy Center Media entrance on Wild game nights.





CONTENTS

CONTENTS



2014-2015 MINNESOTA WILD TEAM GUIDE OFFICIAL PUBLICATION OF THE MINNESOTA WILD

**VICE PRESIDENT,
BRAND CONTENT & COMMUNICATIONS**
JOHN MAHER

MANAGER, WEB & CREATIVE SERVICES
MATT MINNICHOSOFFER

MANAGING EDITOR
AARON SICKMAN

EDITORIAL ASSISTANTS
MEGAN KOGUT, CARLY PETERS, AARON SICKMAN

SPECIAL THANKS
NATIONAL HOCKEY LEAGUE, ELIAS SPORTS BUREAU

PHOTOGRAPHY
BRUCE KLUCKHOHN, ANDY KING, GETTY IMAGES

PRINTED BY
SHAPCO PRINTING, INC. | MINNEAPOLIS, MN

COPYRIGHT © 2014
MINNESOTA WILD

The information contained in this publication was compiled by the Minnesota Wild and is provided as a courtesy to our fans and the media, and may be used for personal and editorial purposes only. Any commercial use of this information is prohibited without the prior written consent of the Minnesota Wild Hockey Club. All NHL and team insignias depicted in this publication are the property of NHL Enterprises, Inc. and the respective teams and may not be reproduced for commercial purposes without the prior written consent of NHL Enterprises, Inc.

Staff Directory.....	4	Erik Haula.....	64
Xcel Energy Center.....	8	Mikko Koivu.....	66
Team Identity.....	10	Darcy Kuemper.....	68
Minnesota Wild Foundation.....	11	Nino Niederreiter.....	70
WILD STAFF			
Minnesota Wild Board of Directors.....	12	Zach Parise.....	72
Craig Leipold.....	13	Jason Pominville.....	74
Team Management.....	14	Marco Scandella.....	76
Chuck Fletcher.....	20	Jared Spurgeon.....	78
Brent Flahr/Jim Mill.....	21	Ryan Suter.....	80
Mike Yeo.....	22	Thomas Vanek.....	82
Assistant Coaches.....	23	Stephane Veilleux.....	84
Hockey Operations Department.....	26	In The System.....	86
Equipment & Training Staff.....	30	Future Wild.....	98
Medical Team.....	33	How the Wild Was Built.....	105
Wild Staff.....	35	2014-15 Training Camp Roster.....	106
THE PLAYERS			
Cody Almond.....	44	Iowa Wild.....	108
Niklas Backstrom.....	46	Alaska Aces.....	109
Keith Ballard.....	48	Quad City Mallards.....	110
Jonas Brodin.....	50	TEAM HISTORY	
Kyle Brodziak.....	52	2013-14 Minnesota Wild.....	112
Matt Cooke.....	54	2013-14 Game-By-Game.....	114
Charlie Coyle.....	56	2013-14 Final Stats.....	115
Justin Fontaine.....	58	2013-14 Home/Road Splits.....	116
Mikael Granlund.....	60	2013-14 Stat Breakdown.....	117
Josh Harding.....	62	2013-14 Season Highs & Lows.....	120
		2013-14 Injury Report.....	121
		2013-14 Transactions.....	122

2012-13 Minnesota Wild.....	124	All-Time Record vs. Opponents.....	213
2011-12 Minnesota Wild.....	126	Anaheim Ducks.....	214
2010-11 Minnesota Wild.....	128	Arizona Coyotes.....	215
2009-10 Minnesota Wild.....	130	Boston Bruins.....	216
2008-09 Minnesota Wild.....	132	Buffalo Sabres.....	217
2007-08 Minnesota Wild.....	134	Calgary Flames.....	218
2006-07 Minnesota Wild.....	136	Carolina Hurricanes.....	219
2005-06 Minnesota Wild.....	138	Chicago Blackhawks.....	220
2003-04 Minnesota Wild.....	140	Colorado Avalanche.....	221
2002-03 Minnesota Wild.....	142	Columbus Blue Jackets.....	222
2001-02 Minnesota Wild.....	144	Dallas Stars.....	223
2000-01 Minnesota Wild.....	146	Detroit Red Wings.....	224
All-Time Awards and Accolades.....	148	Edmonton Oilers.....	225
Draft History.....	149	Florida Panthers.....	226
All-Time Sweater Numbers.....	154	Los Angeles Kings.....	227
All-Time Roster.....	156	Montreal Canadiens.....	228
All-Time Streaks.....	158	Nashville Predators.....	229
Record Book.....	159	New Jersey Devils.....	230
Team Records.....	170	New York Islanders.....	231
All-Time Leaders.....	172	New York Rangers.....	232
Single-Season Leaders.....	174	Ottawa Senators.....	233
Best & Worst Starts.....	176	Philadelphia Flyers.....	234
All-Time Overtime Results.....	177	Pittsburgh Penguins.....	235
All-Time Shootout Results.....	180	San Jose Sharks.....	236
All-Time Shutouts.....	182	St. Louis Blues.....	237
All-Time Hat Tricks/Penalty Shots/Attendance.....	183	Tampa Bay Lightning.....	238
Individual Milestones.....	184	Toronto Maple Leafs.....	239
Year-By-Year Results.....	185	Vancouver Canucks.....	240
All-Time Leaders vs. Wild.....	186	Washington Capitals.....	241

THE PLAYOFFS

2014 Playoffs.....	188	NHL Critical Dates.....	243
2013 Playoffs.....	190	NHL Officials.....	244
2008 Playoffs.....	192	TEAM MEDIA	
2007 Playoffs.....	194	Media Policies and Procedures.....	246
2003 Playoffs.....	196	Media Relations Team.....	247
Playoff Record Book.....	199	Television Information.....	248
All-Time Playoff Leaders.....	208	Television Announcers.....	249
Playoff Firsts.....	209	Radio Information.....	250

THE NHL

NHL Directory.....	212	Wild Radio Network.....	251
		Radio Announcers.....	252
		2014-15 Schedule.....	254



STAFF DIRECTORY

MINNESOTA WILD

317 WASHINGTON STREET | SAINT PAUL, MN 55102

PHONE: (651) 602-6000 | FAX: (651) 222-1055 | TICKETS: (651) 222-WILD (9453) | WILD.COM

Board Members Craig Leipold (Owner/Governor), Philip Falcone (Minority Owner),
Mark Falcone, Quinn Martin, Mark Pacchini and Jac Sperling

Investors Craig Leipold (Owner/Governor), Philip Falcone (Minority Owner)

Limited Partners..... Robert Hubbard, Stanley E. Hubbard, Stanley S. Hubbard, Horace H. Irvine III,
Robert Marvin, Robert O. Naegele, Jr., Ford Nicholson, Todd Nicholson, Vance Opperman and Michael Reilly

EXECUTIVE MANAGEMENT

Owner/Governor..... Craig Leipold
Minority Owner Philip Falcone
General Manager & EVP Chuck Fletcher
Chief Operating Officer..... Matt Majka
Chief Financial Officer Jeff Pellegrum
Vice President, New Business Development and Assistant to the Chairman Jamie Spencer
Vice President, General Counsel Steve Weinreich
Vice President, Facility Administration/General Manager, RiverCentre..... Jim Ibister
Vice President/General Manager, Xcel Energy Center Jack Larson
Vice President Corporate Partnerships and Retail Management Carin Anderson
Vice President, Brand Content and Communications John Maher
Vice President, Marketing Intelligence Mitch Helgersen
President, Iowa Wild Todd Frederickson
Executive Assistant Deb Hanson
Executive Assistant Stephanie Huseby

HOCKEY OPERATIONS

Assistant General Manager.....Brent Flahr
Director of Minor League Operations Jim Mill
Head Coach.....Mike Yeo
Assistant Coaches.....Andrew Brunette, Darby Hendrickson, Darryl Sydor, Rick Wilson
Goaltending Coach.....Bob Mason
Strength and Conditioning Coach Kirk Olson
Video Coach Jonas Plumb
Director of Player Personnel.....Blair Mackasey
Chief of Amateur Scouting Guy Lapointe
Director of Player Development.....Brad Bombardir
Director of Hockey Administration Shep Harder
Hockey Operations Coordinator.....Ben Resnick
Hockey Operations Administrator Cindy Sweiger
Director, Media Relations Aaron Sickman
Media Relations Coordinator Carly Peters
Media Relations Seasonal Coordinator.....Megan Kogut
Scouts.....Marc Chamard, Craig Channell, Paul Charles, Brian Fortin, Christopher Hamel, Jamie Hislop,
Brian Hunter, Chris Kelleher, Martin Nanne, Frank Neal, Ricard Persson, Pavel Routa, Ernie Vargas, Darren Yopyk
Head Athletic Therapist.....Don Fuller
Head Equipment Manager.....Tony DaCosta
Athletic Trainer.....John Worley
Massage Therapist.....Travis Green
Assistant Equipment Managers Matt Benz, Rick Bronwell
Medical Director Dr. Sheldon Burns
Team Physician Dr. Dan Peterson
Orthopedic Surgeons.....Dr. Joel Boyd, Dr. Brad Nelson, Dr. Christopher Larson
Craniofacial Surgeon.....Dr. David Hamlar
Team DentistsDr. Kyle Edlund, Dr. Mike Pelke

STAFF DIRECTORY



BRAND CONTENT AND COMMUNICATIONS

Manager, Digital Content Ryan Stanzel
Managing Editor Wild.com Mike Doyle
Digital and Social Media Coordinator.....Katlyn Gambill
Manager, Game Presentation Paul Loomis
Manager, Events Jim Vanek
Manager, Web and Creative Services.....Matt Minnichsoffer
Lead Graphic Designer.....Rebecca Finlay
Graphic Designer.....Allison Thompson
Interactive Designer, Email Marketing Specialist.....Katie Vannelli
Mascot Coordinator Robert Hathaway
Intern, Events & Promotions.....Kelly Doran
Team Curator.....Roger Godin

BROADCASTING

Manager, Broadcasting and Production Maggie Kukar
Radio Operations Coordinator Kevin Falness
Manager, Production Facilities Operations Hank Dolan
Coordinator, Production Services Dustin Peterson
Production Assistant Matt Szymanski
Broadcast Production Intern Sarah Eikmeier
Radio Play-By-Play.....Bob Kurtz
Radio Analyst Tom Reid
Television Play-By-Play.....Anthony LaPanta
Television Analyst.....Mike Greenlay
Studio Analyst Wes Walz

COMMUNITY RELATIONS

Coordinator, Community Relations Breanna Tobias
Community Relations Intern Erin Nanne

CORPORATE PARTNERSHIPS AND SUITE SALES

Senior Account Executive Bryan Bellows
Account Executives.....Jeff Hunsaker, Brandon Latack
Senior Manager, Partnership Activation Ed Souter
Partnership Activation Specialist Holly Koski
Partnership Activation Coordinator Tim Groth
Corporate Fulfillment Coordinator Erika Lone
Suite Sales Manager Mark Fasching
Suite Sales Account Executive Jake Eichenberger

FINANCE AND ACCOUNTING

Controller Trevor Shannon
Risk and Treasury Manager Maggie Hobbs
Senior Accounting Manager.....Kara Hanson
Senior Accountant Jonathan Ball
Staff Accountant Stephanie Lundquist, Brenda Reeves
Payroll Administrator.....Susan Forrest
Payroll Accountant Denise Jenkins
Accounts Payable Administrator Sandra Willson
Accounting Clerk Valerie Odegaard

HUMAN RESOURCES

Director, Human Resources and Organizational Development Monica Laurent
Human Resources Generalist Rachel Link

INFORMATION TECHNOLOGY

Senior IT Manager Mike Vevea
IT Generalist.....Rick Jacobson, Josh Kielbasa



STAFF DIRECTORY

LEGAL

Paralegal.....Josh Siskin

MARKETING INTELLIGENCE

Director, Marketing Partnerships.....Wayne Petersen
Director, Ticket Operations.....Chris Turns
Senior Business Analyst.....Bjorn Kadlec
Marketing Manager.....Bridget Johnson
Ticket Operations, Business Analyst.....Brett Miller

MINNESOTA WILD FOUNDATION

Executive Director.....Rachel Schuldt
Development Assistant.....Reide Housley

RETAIL OPERATIONS

Senior Manager, Retail Operations.....Scott Sarkis
Senior Buyer.....Jennifer Meyers
Retail Finance Clerk.....Maranda Glasel
Retail Marketing Coordinator.....Bill Berg
Intern, Retail Marketing.....Stefanie Schmidt
Manager, Retail Warehouse.....Mitch Krueger
Store Manager, Xcel Energy Center Hockey Lodge.....Kyle Gardner
Store Manager, Southdale Hockey Lodge.....Jerry Hudson
Store Manager, Maplewood Hockey Lodge.....Ryan Geris

TICKET SALES AND SERVICE

Senior Director, Fan Relations.....Maria Troje
Administrative Assistant Customer Sales & Service.....Tawnya Vidnovic
Manager Fan Relations.....Natalie Kaess
Senior Manager Group and Inside Sales.....Jason Stern
Senior Account Executive New Business Development.....Matt Sayre
New Business Development Account Executives.....Jeff Baidoo, Kyle Domin, Alena Jasinski, Corey Johnson, Sadie Lundquist, Trent Michaels
Group Sales.....Danielle Labine, Chris Malek, Will Schultz, Lindsay Weier
Inside Sales.....Katie Esselman, Tyler Johnson, John Peterson, Jenny Saxon
Fan Relations Account Executives.....Caitlin Anderson, Kyle Bloom, Taylor Horn, Kendall Koby, Maddie McManus
Premium Seating Account Executives.....Jared Jenkins, Ryan Kronebusch
Season Ticket Benefits Coordinator.....Tim Kirschbaum

317 ON RICE PARK

Senior Facility Manager.....Tim Wolfram
Receptionists, 317 on Rice Park.....Lynne Maczko, Christine Moore
Guest Services Attendant, 317 on Rice Park.....Ryan Schuldt

SAINT PAUL ARENA COMPANY

Senior Director, Operations.....Mark Stoffel
Senior Director, Planning and Public Affairs.....Bill Huepenbecker
Director, Event Development.....Bryan Miller
Director, Sales, Booking & Office Administration.....Susan Hubbard
Director, Event Management & RiverCentre Marketing.....Kate Setley
Director, Sales & Marketing, Xcel Energy Center.....Kelly McGrath
Director, Guest Service & Suite Operations.....Rachael Johnson
Director, Box Office Operations.....Kristina Meier
Director, Strategic Initiatives.....Kathy Ross
Senior Manager, Public & Media Relations XEC, RC & RWA.....Jora Bart
Senior Sales Manager, RiverCentre.....Gabe Clendenen
Senior Manager, Guest Service & Premium Operations.....Keri Johnson
Senior Box Office Manager, Operations.....Micki Tschida
Manager, Guest Service Administration.....Tracy Peters
Manager, Suite Service and Premium Operations.....Bree Oslin
Manager, Guest Relations.....Diane Bennis

STAFF DIRECTORY



Marketing Manager.....Anette Andruss
Administrative Assistant, Xcel Energy Center.....Elizabeth Peterson
Administrative Assistant, Saint Paul RiverCentre.....Molly Craig
Administrator Special Projects.....Sharon Roberts
Coordinator, Public & Media Relations XEC, RC & RWA.....Ellen McNair
Coordinator, Suite Service & Premium Operations.....Tera Welch
Coordinator, Group Sales.....Karen Reisinger
Coordinator, Marketing/Advertising & Sales.....Nellie Gosh
Sales Manager, RiverCentre.....Zach Foster
Event Managers.....Rachael Haave, Jon Koehler, Pat Lealos, Christina Misenor, Brandon Tucker, Samantha Zastrow
Event Floor Manager.....Karl Nauman
Box Office Manager, Finance.....Melissa Alicea
Box Office Supervisors.....Judy Bartolett, Jon Johansen
Lead Ticket Seller.....Melissa Keller
Senior Operations Managers.....Matt Fujinaka, Jeff Klein
Assistant Operations Managers.....Scott Eichstadt, Luke Krueger, Ashley Nelson
Coordinator, Ice Operations/Event Manager.....Travis Larson
Lead Custodians.....Don Anderson, Jim Flanders, Paul Hitchcock, John Jensen
Custodians.....Christopher Aase, Mark Carlson, Karen Ferlas, Stephanie Garza, Ronald Gustafson,
Paul Krey, Harold Lockwood, Jr., John Moreno, Matthew Norland, Michael Olmstead,
Randy Olmstead, Paul Patterson, John Schlottke, Gary Stasny, Monty Tohm

Handyman/General Laborer.....John Evans
Housekeeper.....Deanna Keenan
Senior Electrician.....Mario Casalenda
Electricians.....Gregg Gramse, Jacob Setley
Security Manager.....Nate Jacobson
Security.....Ian Carey, Jeremy Jacobs, Walter Licht, Jr., Steve Monita, Andy Ohmann
Robert Paulsen, Joseph Pregel, Alonzo Romo, Steve Ruane, Corey Anderson

Lead Stage Technician.....Patrick Molitor
Stage Technicians.....Dave Gajeski, Scott Gallahue, Jeff Simonett
Painter.....Ted Langer
Chief Engineer.....David Mulliner
Engineers.....Gregory Black, Larry Novotny, Carl Waldner



HOME OF THE HOME ICE ADVANTAGE

Xcel Energy Center is, without a doubt, home of the home ice advantage. The arena has been recognized with countless awards from ESPN, Sports Illustrated, Forbes, SportsBusiness Journal and Pollstar for being one of the best venues worldwide for sporting events, concerts and family shows.

Xcel Energy Center hosts more than 150 sporting and entertainment events and roughly 1.5 million visitors each year, and the arena will be the site of the 2016 U.S. Figure Skating Championships and the 2018 NCAA Men's Frozen Four.

The facility is consistently striving to attract world-class events that generate significant economic impact for Saint Paul and the surrounding region. That means constantly

looking for ways to enhance our home ice advantage and give back to the fans.

Xcel Energy Center was the first NHL venue to offer AT&T Wi-Fi. Inside the venue, there are 274 Wi-Fi access points covering seats, concession stands and concourse areas. Fans can easily connect to the AT&T Wi-Fi network, and visitors with an AT&T smartphone or device can automatically connect without any login required.

In 2013, Xcel Energy Center added an official app that features push notifications for up-to-the-minute details on events, tickets and special offers. Plus, interactive social media features help fans plan the night with friends and give insider news. Fans can download the app at xcelenergycenter.com.



In 2014, two significant projects were announced. The first project was a comprehensive Daktronics technology upgrade at Xcel Energy Center that included a new custom HD LED center-hung video board that was nearly six times larger than the previous one, stretching from blue line to blue line. Although larger, its size was intentionally selected to complement the game or event, rather than dominate it. The design features the latest technology available and incorporates the North Woods motif already conveyed throughout the arena. Additional upgrades included replacement of the outdoor marquees and ribbon displays that encircle the interior arena fascia.

The second project, a full seat replacement for the facility, is scheduled to begin in 2015.

TAKING THE FAN EXPERIENCE TO A NEW LEVEL

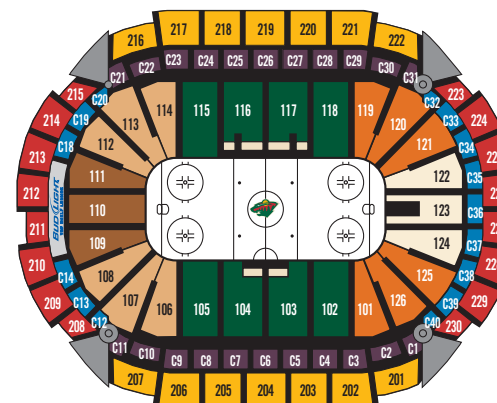
Xcel Energy Center is known for being passionate about creating the best experiences imaginable for its guests, and that includes providing a setting that is a model of sustain-

able practices. In conjunction with the adjacent Saint Paul RiverCentre, Xcel Energy Center has proven success in helping national organizations 'green their event.'

And the world is noticing! In less than three years, Xcel Energy Center and Saint Paul RiverCentre have received seven awards in recognition of their commitment to sustainability.



TICKET INFORMATION



SEAT LOCATION

- On-The-Glass
- RBC Wealth Management Club Level Sides
- RBC Wealth Management Club Level Ends
- Bud Light Top Shelf Lounge
- Lower Level Sides
- Lower Level Corners, Double Attack
- Lower Level Corners, Single Attack
- Lower Level End, Double Attack
- Lower Level End, Single Attack
- Upper Level Sides
- Upper Level Ends

VISIT WILD.COM FOR TODAY'S TICKET PRICES

Wild single-game tickets are dynamically priced, which may adjust pricing for individual seats up or down based on market factors. For more information on Season Tickets, Partial Season Ticket Plans, Group Tickets and Suites visit: TICKETS.WILD.COM • 651.222.WILD

STAY CONNECTED WITH XCEL ENERGY CENTER

Text **CONCERT** to 88222 to receive event announcements and special offers.

Visit xcelenergycenter.com to sign up to receive monthly newsletter, concert announcements and special offers via email.

Minnesota Sports & Entertainment (MSE) was originally formed in 1997 by majority owner Bob Naegle, Jr., and a group of investors when they were awarded the rights to an expansion National Hockey League (NHL) franchise for the City of Saint Paul

On June 25, 1997, the NHL officially approved expansion to 30 teams by the year 2000 with the announcement of new clubs in Atlanta, Columbus, Minnesota and Nashville. The Nashville Predators entered the League in 1998-99, the Atlanta Thrashers in 1999-2000. The Minnesota Wild and Columbus Blue Jackets began play in 2000-01.

On Jan. 22, 1998, Minnesota and hockey fans all over the world were introduced to the Minnesota Wild. During a historic ceremony at Maplewood's Aldrich Arena, the organization revealed the name which was chosen from thousands of suggestions offered by Minnesota hockey fans over a six-month period.

In front of a capacity crowd of hockey fans young and old, the logo was unveiled on the side of a large puck which descended from above center ice. The mark depicted the word "Wild" designed in an organic, naturalist form and included the team's official colors of Iron Range Red, Forest Green, Harvest Gold and Minnesota Wheat.



"We think it [Wild] represents what Minnesota hockey fans hold most dear — our rugged natural wilderness, the premier brand of hockey that's native to Minnesota and the great enthusiasm of all our hockey fans," said Minnesota Wild CEO Jac Sperling.

The Wild continued to honor the history and naturalistic tradition of the state of Minnesota when it unveiled its sweater on Nov. 18, 1999. Again, the club turned to its hockey roots by holding a ceremony to reveal the sweater at the Roseville Skating Center in front of a sold-out crowd of season ticket deposit holders. The crest of the jersey, one of the most unique and striking marks in all of professional sports, is a Minnesota Wilderness pictogram including a wild animal, the North Star, evergreen trees, a red sky, the sun and/or moon and a stream. It now appears on the front of the road white sweaters.

In 2003, the Wild unveiled a third sweater—now the team's home jersey—inspired by the heritage and tradition of hockey in Minnesota. The jersey incorporated the same colors found in the club's original home and road editions. The main color is Iron Range Red, with Forest Green stripes

highlighted by Minnesota Wheat trim on the bottom band and shoulders of the jersey. The new crest featured the team's traditional animal head mark in a classic chenille icon with the team name, Minnesota Wild, offset by a Harvest Gold North Star on each side of the logo. The new sweater paid tribute to the heritage of hockey with a traditional lace-up collar in Minnesota Wheat. Also, in keeping with the simplicity of design and vintage look of the new jersey, no shoulder patches were created.

The Wild unveiled a new third jersey at the Minnesota State Fair's FAN Central building on Aug. 30, 2009. Based in the Wild's Forest Green with Wheat trim and a hint of Iron Range Red, the jersey's classic sports look was the overwhelming favorite of Wild fans surveyed during the summer of 2008. The jersey crest features a script "Minnesota" with "WILD" emblazoned below. The script look, including the classic "M", harkens back to historic Minnesota teams of the past including Minneapolis and Saint Paul teams of the 1930s and 1940s. The familiar "north star" element, borrowed from the primary Wild logo, dots the "I" and adds a decorative detail to the stylized "M".

The Wild unveiled a new white road jersey on Sept. 1, 2013, at a public event held at the Minnesota State Fair's FAN Central building. The new road jersey follows the more classic design style of the red home jersey unveiled in 2003 and the green alternate jersey unveiled in 2009. The jersey keeps the primary Wild logo at the center of the sweater and features Iron Range Red numbers and collar, including Minnesota Wild text hidden on the inside of the collar. Additional features of the new jersey are Forest Green lettering, a traditional lace-up collar in classic Wild Forest Green and the Wild circle crest as a shoulder patch. The new road uniforms include Forest Green stripes on the arms and waist of the jersey, as well as on the new white socks. The new road jersey design was led by the Wild's Creative Services team including Matt Minnichsoffer, Manager of Creative Services, in partnership with Reebok and the NHL. The Wild used season ticket holder feedback throughout the 18-month design and prototype process.



THE MINNESOTA WILD FOUNDATION EXISTS TO SUPPORT THE GAME OF HOCKEY AND TO IMPROVE THE LIVES OF FAMILIES IN THE STATE OF HOCKEY.



The Minnesota Wild Foundation, with assistance from Wild players, fans and devoted partners supports pediatric medical causes through events like "Wild About Children". In addition, the Foundation has helped several charities raise funds through an in-arena raffle, allowing designated beneficiaries to hold raffles during a Wild home game and take a portion of those ticket sales back to their non-profit organization. The Foundation serves as the largest non-member funding source for Minnesota Hockey and provides fundraising opportunities for youth hockey associations across the state.

Since its inception in 2000, the Minnesota Wild has invested over 10.6 million dollars back into our community through donations, grants and service. Wild players remain committed to making children's lives better through hospital visits, embracing a specific cause, donating tickets or suites to those in need or providing autographed merchandise for fundraising purposes. Wild player's "Better Halves" get into the action as well by volunteering throughout the community, hosting holiday parties for local charities and by helping raise funds through various sales throughout the season.

Our work in the community and on the ice is never done. The Minnesota Wild Foundation pledges to continue raising funds and giving back to our community, while being inspired by our passion for hockey and our compassion for those in need with the goal of Creating a Greater State of Hockey.

FOR MORE INFORMATION ON THE MINNESOTA WILD FOUNDATION, VISIT WILD.COM OR CONTACT US AT MNWILDFOUNDATION@WILD.COM.



CRAIG LEIPOLD



PHILIP FALCONE



MARK FALCONE



QUINN MARTIN



MARK PACCHINI



JAC SPERLING

The Minnesota Wild Board is made up of Chairman Craig Leipold, Philip Falcone, Mark Falcone, Quinn Martin, Mark Pacchini and Jac Sperling.

INVESTORS IN MINNESOTA SPORTS & ENTERTAINMENT

Craig Leipold
Philip Falcone

LIMITED PARTNERS IN MINNESOTA SPORTS & ENTERTAINMENT

Robert Hubbard
Stanley E. Hubbard
Stanley S. Hubbard
Horace H. Irvine III
Robert Marvin

Robert O. Naegele, Jr.
Ford Nicholson
Todd Nicholson
Vance Opperman
Michael Reilly

CRAIG LEIPOLD

OWNER & GOVERNOR

Craig Leipold is the majority owner and principal investor in Minnesota Sports & Entertainment (MSE), a regional sports and entertainment leader that includes the National Hockey League's Minnesota Wild, the Iowa Wild of the American Hockey League, 317 on Rice Park and the facility management of Xcel Energy Center, Saint Paul RiverCentre and the Legendary Roy Wilkins Auditorium. He oversees the day-to-day business operations of the organization and also serves as the team's Governor at NHL Board of Governors' meetings. The NHL's Board of Governors officially approved Leipold's purchase of MSE on April 10, 2008.

Under Leipold's ownership, the Wild is dedicated to building a Stanley Cup contending franchise, playing an important role in the community through service initiatives, providing a fun and entertaining game-night experience and building strong relationships with its fans and corporate partners.

A resident of Racine, Wis., Leipold completed the sale of the Nashville Predators to a local ownership group on Dec. 7, 2007, a team he owned since the expansion franchise was awarded to Nashville in 1997.

During his time as an NHL owner, Leipold has been a tireless advocate for the professional hockey industry. Appointed by NHL Commissioner Gary Bettman, Leipold serves on both the League's Executive committee and Audit committee. He was a member of the League Negotiating Committees that negotiated the Collective Bargaining Agreements with the NHL Players' Association in 2005 and 2013. He is also a strong advocate for the new, more "fan-friendly" NHL, including the rule changes to promote a more entertaining competition and increased fan access to the product.

Craig and his wife Helen (Chairman and Chief Executive Officer of Johnson Outdoors, Inc., and Chairman of Johnson Financial Bank Corp.) have five sons: Chris, Kyle, Connor, Curtis and Bradford. While in St. Paul, the Leipold's live in their apartment in the historic Saint Paul Hotel.





MATT MAJKA

CHIEF OPERATING OFFICER

Matt Majka (pronounced MAY-kuh) is in his seventh season as Chief Operating Officer for Minnesota Sports and Entertainment (MSE) and 18th year with the organization. He previously held the positions of Executive Vice President, Senior Vice President of Business Operations and Vice President of Marketing and Corporate Sponsorships.

MSE is a regional sports and entertainment leader that has grown into several different business operations including the Minnesota Wild, its minor league affiliate the Iowa Wild, 317 on Rice Park and the facility management of Xcel Energy Center and Saint Paul RiverCentre.

During his tenure with the Wild, Majka has been instrumental in fostering the unique relationship between the hockey club and its fan base. The team's continued dedication to the fans of the "State of Hockey" is reflected in ESPN The Magazine's Ultimate Standings as the Wild was named the "Best Stadium Experience" in the National Hockey League from 2007-10. Minnesota ranked first in the NHL and sixth overall for "Stadium Experience" in the field of all 122 major league sports franchises in 2012.

Majka joined the Minnesota Wild in October of 1997 from Rollerblade, Inc., where he started work in 1984. Beginning as a Sales Representative for the fledgling company, he held positions of increasing responsibility through his 13-year tenure including: Sales Representative, Regional Sales Manager, Marketing Manager, Director of International Business, Senior Director of Product Marketing and culminating with his appointment as Vice President of Product Marketing. During his tenure, the privately held company grew revenues from \$1 million to more than \$200 million annually.

The Detroit, Mich., native has lived in the Twin Cities for more than 45 years and coaches youth hockey. Majka is a 1984 speech communications graduate of the University of Minnesota and currently serves on the Board of Directors of Children's Hospitals and Clinics of Minnesota, The Ordway Center for Performing Arts, the United States Hockey Hall of Fame, and the BEL13VE in Miracles Foundation. He and his wife, Kym, have two sons, Sam and Nick. The family resides in Wayzata.



JEFF PELLEGRAM

CHIEF FINANCIAL OFFICER

Jeff Pellegrom is in his seventh season as the Chief Financial Officer for the Wild. In his role, he oversees the administrative functions of the organization, including finance, information technology, legal, and human resources. Pellegrom also oversees investor relations and governmental affairs.

MSE is a regional sports and entertainment leader that has grown into several different business operations including the Minnesota Wild, its minor league affiliate the Iowa Wild, 317 on Rice Park and the facility management of Xcel Energy Center and Saint Paul RiverCentre.

Pellegrom has extensive experience in corporate finance and business development. Prior to joining the Wild, he spent eight years with 3M and 10 years with SC Johnson, specializing in corporate finance and mergers and acquisitions.

A native of Midland, Mich., Pellegrom received his undergraduate degree in mathematics and economics from Kalamazoo College before earning his MBA in finance from the University of Minnesota's Carlson School of Management. He sits on the Minneapolis Regional Chamber board, and is active in youth athletics.

Pellegrom enjoys endurance sports including swimming and running in his free time. He and his wife, Mary, have two sons, Jordan and Jonah, and two daughters, Sophia and Isabella. The family resides in Eagan.





JAMIE SPENCER

VICE PRESIDENT, NEW BUSINESS DEVELOPMENT AND ASSISTANT TO THE CHAIRMAN

Jamie Spencer is in his first season as Vice President, New Business Development and Assistant to the Chairman for the Minnesota Wild. He was named to the newly-created executive position on July 18, 2014. Spencer is responsible for developing new business opportunities for the organization and oversees the team's Ticket Sales and Fan Relations departments. He re-joins the organization after spending three years as the Executive Vice President of Sales for the Tampa Bay Lightning. During his time in Tampa, he led efforts that more than tripled the Lightning season ticket holder base, while overall ticket revenues and retail sales more than doubled.

Spencer was one of the original staff members of the Wild, joining the organization in 1997, and served in many roles including Vice President, Customer Sales and Service before joining the Lightning in 2011. Prior to joining the Wild, Spencer played four seasons at the University of Wisconsin-Madison (1991-95), where he served as captain his senior year. The native of Carmel, Indiana, spent two seasons playing professional hockey with the Columbus Chill, Indianapolis Ice and Baltimore Bandits before joining Minnesota's business operations.

Spencer is very active with Special Olympics. He and his wife, Kindra, have three children, Emelia, Levi and Scarlet.

CARIN ANDERSON

VICE PRESIDENT, CORPORATE PARTNERSHIPS AND RETAIL MANAGEMENT

Carin Anderson is in her sixth season as Vice President, Corporate Partnerships and Retail Management and 18th year overall with the Wild. An employee since July of 1997, she is one of the organization's longest tenured employees. She oversees the development of all the team's corporate partnerships, sales of annual suites and retail operations.

Anderson previously held the positions of Director of Corporate Services and Senior Director, Corporate Partnerships and Retail Operations. Her duties included assisting in corporate partner development and managing the service and fulfillment of all partnership commitments.

Anderson is a member of the American Lung Association Local Leadership Board and serves as Vice President of the A.C.E.S. Board of Directors.

Prior to her time with the Wild, Anderson spent six years with the University of Minnesota's Men's Athletic Department as a Marketing Manager.

A native of North Branch, Minn., Anderson received a business degree with an emphasis in finance from the University of Minnesota's Carlson School of Management in 1991.

She and her husband, Brent, have two sons, Eli and Owen. The family resides in Hugo.



MITCH HELGERSON

VICE PRESIDENT, MARKETING INTELLIGENCE

Mitch Helgersen serves as Vice President, Marketing Intelligence and is in his eighth season with the Wild. His group oversees the development of all the team's marketing analytics and analysis, manages ticket operations and also collaborates closely with the ticket sales and corporate sponsorship departments. The main goal of his department is to identify actionable insights to continually improve the overall customer experience.

Helgersen previously held the positions of Director of Finance and Senior Director, Marketing Intelligence and Special Projects. His duties included organizational budgeting, financial projects and analysis, and NHL HRR preparation, interpretation and analysis.

Prior to his time with the Wild, Helgersen was with Ecolab, Inc. in a variety of financial roles.

A native of Alexandria, Minn., Helgersen earned his undergraduate degree in business, with an emphasis in finance, from the University of North Dakota in Grand Forks and an MBA from the University of Minnesota's Carlson School of Management.

He and his wife, Jennifer, have two children, Henry and Emma. The family resides in Lake Elmo.





JIM IBISTER

VICE PRESIDENT, FACILITY ADMINISTRATION/ GENERAL MANAGER, SAINT PAUL RIVERCENTRE

Jim Ibister holds the position of Vice President, Facility Administration/General Manager, Saint Paul RiverCentre. He is responsible for the overall operations of Saint Paul Arena Company, with emphasis on Saint Paul RiverCentre, which includes The Legendary Roy Wilkins Auditorium. Ibister also works closely with the RiverCentre Authority and other city agencies and civic organizations and is involved with promoting, booking and servicing all events at these venues.

Each year, the RiverCentre hosts approximately 300 events attended by more than 750,000 people. Events at the RiverCentre represent tens of millions of dollars of economic impact to the city of Saint Paul. Ibister also oversees campus-wide Information Technology efforts and the operation of 317 on Rice Park and capital projects for Minnesota Sports & Entertainment.

Ibister served five years (1996-2000) as the Executive Director of the Mayo Civic Center in Rochester, Minn., before joining Saint Paul Arena Company in July of 2000. He was the Director of Event Operations at the Saint Paul Civic Center from 1994 to 1996 and spent seven years as the Mayo Civic Center Operations Manager from 1988 to 1994.

Ibister graduated from St. Cloud State University in 1987 with a BS in Theater and Speech Communications. He and his wife, Molly, have a son, Carter, and a daughter, Ellen. The New Hope, Minn., native enjoys baseball, hockey, theater and writing in his spare time. The family resides in Roseville.



JACK LARSON

VICE PRESIDENT/ GENERAL MANAGER, XCEL ENERGY CENTER

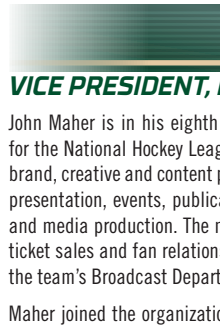
Jack Larson joined the organization in September of 2001 and serves as Vice President/General Manager, Xcel Energy Center. He oversees the day-to-day operations, which includes securing and promoting events, attractions and shows at Xcel Energy Center. Larson also focuses his attention on supporting the requirements of the Minnesota Wild and all other events that are staged at Xcel Energy Center.

In 2014, Xcel Energy Center hosted the first strictly Minnesota Division I NCAA hockey tournament – the North Star College Cup, the inaugural 2014 Big Ten Men's Ice Hockey Tournament and the 2014 NCAA Men's Ice Hockey West Regional.

The arena has hosted several world-renowned events in its brief history: the 2011 NHL Entry Draft, 2011 and 2002 NCAA Men's Frozen Four, 2011 and 2006 Visa Gymnastics Championships, 2008 Republican National Convention, 2008 U.S. Figure Skating Championships, 2004 NHL All-Star Weekend and the 2004 International Ice Hockey Federation World Cup of Hockey. Larson has also been instrumental in cultivating annual fan and family-favorite events such as the WCHA Final Five, World's Toughest Rodeo, Disney On Ice and the Minnesota State High School League Tournaments.

Larson has more than 30 years of experience in the arena operations field. Prior to joining Minnesota Sports & Entertainment (MSE), the Richfield, Minn., native spent seven years (1994-2001) as the Assistant Executive Director of Operations at Target Center. He handled scheduling, booking and contracting events, along with budgeting for the operations of the building, and hiring and training of the staff to operate the facility. From 1991-94, Larson was a part of the San Jose Arena Management Corporation and the National Hockey League's (NHL) San Jose Sharks. He served as Director of Booking and Operations and oversaw the opening of the new San Jose Arena, in addition to the start-up of operations for NHL hockey in the 50-year-old Cow Palace. Before moving to San Jose, Larson started his arena operations career in Minnesota at Met Center where he worked from 1970-91. He held a number of positions including Director of Met Center, and Director of Operations, Met Center. In those roles, Larson was responsible for the day-to-day operations including renting and staffing the facility for all events.

Larson and his wife, Sherry, have two children, Laura and Jake. He enjoys golfing, playing hockey, softball, fishing and rollerblading in his free time. The family resides in Lakeville.



JOHN MAHER

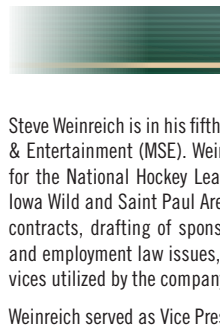
VICE PRESIDENT, BRAND CONTENT AND COMMUNICATIONS

John Maher is in his eighth season as Vice President of Brand Content and Communications for the National Hockey League's Minnesota Wild. In this role, Maher leads the management of brand, creative and content production efforts, as well as supervising staff responsible for game presentation, events, publications, Minnesota Sports & Entertainment (MSE) Creative Services and media production. The marketing group also works closely with the Marketing Intelligence, ticket sales and fan relations groups to target and attain sales objectives. Maher also oversees the team's Broadcast Department.

Maher joined the organization in July of 2000 as Director of Production Services and was first tasked with building the creative and technical capabilities needed to launch all elements of the Wild's Inaugural Season game and event presentation at Xcel Energy Center. He was named Senior Director of Creative Services in 2002 and Senior Director of Marketing in 2005. In 2004, he coordinated MSE's launch of the Minnesota Swarm in the National Lacrosse League (NLL) and was named NLL Marketing Executive of the Year in 2005.

Prior to joining the Wild, Maher worked in a variety of event management and game presentation roles for Twin Cities-based teams, including the Minnesota North Stars, Minnesota Vikings, Minnesota Twins, Juntunen Media/Minnesota Timberwolves, and University of Minnesota Men's Athletics.

Maher is a 1984 graduate of the University of Minnesota School of Journalism. A Bloomington, Minn., native, John and his wife, Linda, have two sons, Joe and Andrew, and a daughter, Lindsay. The family resides in St. Paul.



STEVE WEINREICH

VICE PRESIDENT, GENERAL COUNSEL

Steve Weinreich is in his fifth season as Vice President and General Counsel for Minnesota Sports & Entertainment (MSE). Weinreich is responsible for directing and managing all legal services for the National Hockey League's (NHL) Minnesota Wild, the American Hockey League's (AHL) Iowa Wild and Saint Paul Arena Company. These responsibilities include reviewing hockey team contracts, drafting of sponsorship, suite, event and service contracts, workers compensation and employment law issues, general liability matters and coordination of all external legal services utilized by the company.

Weinreich served as Vice President and General Counsel of the National Hockey League's Arizona Coyotes and Gila River Arena for seven years prior to joining MSE. Before working for the Coyotes, he spent six years as a lawyer in Chicago working for the law firms Sonnenschein, Nath and Rosenthal as well as Vedder, Price, Kaufman and Kammholz.

Weinreich has an undergraduate degree in Sports Management and Communications from the University of Michigan and a law degree from Washington University in St. Louis.

An avid runner, he has completed 14 marathons, and also enjoys playing hockey and reading.



CHUCK FLETCHER

EXECUTIVE VICE PRESIDENT/GENERAL MANAGER

Chuck Fletcher is in his sixth season as Executive Vice President and General Manager of the Minnesota Wild after being named to the position on May 22, 2009. He oversees the Wild's hockey operations department including all matters relating to the club's player personnel, coaching staff, scouting department and minor league operations.

In his 21st season in the National Hockey League (NHL), Fletcher has helped guide the Wild to the playoffs the last two seasons after a five-year absence. Under his leadership, Minnesota has added a number of key players including Charlie Coyle (June 24, 2011), Zach Parise and Ryan Suter (July 4, 2012), Jason Pominville (April 3, 2013), Nino Niederreiter (June 30, 2013) and Thomas Vanek (July 1, 2014). Minnesota has also drafted Jonas Brodin, Matt Dumba, Mikael Granlund, Darcy Kuemper and Jason Zucker under Fletcher.

Prior to joining the Wild, he served as the Pittsburgh Penguins Assistant General Manager for three seasons including the 2008-09 Stanley Cup Championship team. Fletcher worked closely with Ray Shero on all hockey-related matters, including scouting, overseeing the development of young prospects and contract negotiations. He also managed hockey operations for Pittsburgh's American Hockey League (AHL) affiliate, the Wilkes-Barre/Scranton Penguins. Under his leadership, Wilkes-Barre/Scranton reached the AHL's Calder Cup finals in 2007-08, and the division finals in 2006-07 and 2008-09.

Fletcher has also been to the Stanley Cup Finals in management with the Florida Panthers and the Anaheim Ducks. His extensive NHL management experience includes a four-year stint with the Anaheim Ducks from 2002-06 as Director of Hockey Operations, Assistant General Manager, and Vice President of Amateur Scouting and Player Development.

The Montreal, Que., native also spent nine years in the front office of the Florida Panthers from 1993-2002, working seven seasons as Assistant General Manager and one season as Interim General Manager. In 1996, the Panthers advanced to the Stanley Cup Finals.

Fletcher, the son of Hockey Hall of Famer Cliff Fletcher, graduated from Harvard in 1990 and spent one year as the Sales and Merchandising Coordinator for Hockey Canada and two years as a player representative for Newport Sports Management before making the transition to the front office.

He and his wife, Rhonda, have two children, Kaitlin and Keith.



BRENT FLAHR

ASSISTANT GENERAL MANAGER

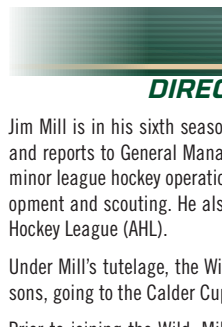
Brent Flahr is in his sixth season with the Minnesota Wild after being named Assistant General Manager on July 28, 2009. He is responsible for overseeing all aspects of player development and evaluation and assists General Manager Chuck Fletcher in player personnel decisions, contract negotiations and league-related issues. Flahr oversees the organization's preparation for and the selection of players at the NHL Entry Draft. During his tenure Minnesota has drafted Jonas Brodin, Matt Dumba, Mikael Granlund, Gustav Olofsson and Jason Zucker.

The Wild's prospect pool was ranked fourth in The Hockey News 2014 Future Watch. In 2013, Minnesota was the only team with four players in the Future Watch Top 50: Granlund (#7), Brodin (#22), Charlie Coyle (#27), and Dumba (#47).

Before his time with the Wild, Flahr spent the previous two seasons with the Ottawa Senators as Director of Hockey Operations. Prior to joining the Senators, he spent four seasons working as an Amateur Scout for the Anaheim Ducks, including the 2007 Stanley Cup team. From 1996 to 2003, Flahr spent eight seasons as part of the Florida Panthers organization, serving in a variety of positions, including Assistant to the General Manager, and Scouting and Video Coordinator. He was also the Director of Hockey Operations for the Panthers' AHL affiliate, the San Antonio Rampage. Flahr has worked with Chuck Fletcher two times previously, spending three seasons with him in Anaheim and six seasons in Florida.

The native of Courtenay, B.C., is a graduate of Princeton University, where he played four seasons of college hockey for the Tigers from 1992-96.

He and his wife, Dana, reside in Saint Paul.



JIM MILL

DIRECTOR OF MINOR LEAGUE OPERATIONS

Jim Mill is in his sixth season with the Wild. He serves as Director of Minor League Operations and reports to General Manager Chuck Fletcher. Mill oversees the day-to-day operations of the minor league hockey operations department, assisting with contract negotiations, player development and scouting. He also serves as the General Manager of the Iowa Wild of the American Hockey League (AHL).

Under Mill's tutelage, the Wild's AHL affiliate has made the playoffs three of the last five seasons, going to the Calder Cup Finals in 2011.

Prior to joining the Wild, Mill spent 11 years working for the AHL. He joined the AHL's hockey operations staff in 1998, was promoted to Vice President in 2001 and was named Executive Vice President of Hockey Operations prior to the 2007-08 season.

Mill's tenure in the AHL office came after he served as Assistant Director of Hockey Operations at the East Coast Hockey League (ECHL). Prior to joining the league's front office, Mill served as Assistant Coach and Director of Player/Community Relations for Tallahassee (ECHL) in 1996-97 after completing a four-year career as a minor league goaltender (1992-96). He also served on the executive board of the Professional Hockey Players' Association.

The native of Detroit, Mich., grew up in Hartford, Conn., and graduated from St. Anselm College in Manchester, N.H., where he captained the hockey team and earned MVP honors in 1992.

He and his wife, Cindy, have three daughters, Kyra, Kady and Ashley. The family resides in Eden Prairie.





MIKE YEO

HEAD COACH

Mike Yeo was named the Minnesota Wild's third Head Coach on June 17, 2011 and has led the Wild to the Stanley Cup Playoffs the last two seasons after a five-year absence. Minnesota has posted a record of 104-82-26 (.552) during his three seasons as Head Coach. Yeo, the youngest Head Coach in the NHL, helped lead the Wild's previous primary affiliate, the Houston Aeros, to a 46-28-1-5 record and the Calder Cup Final in his first season as a Head Coach in 2010-11. The Aeros led the Western Conference and ranked third in the AHL with 46 regular season wins after it did not qualify for the playoffs in 2010.

Prior to being named the Aeros Head Coach, Yeo served as an Assistant Coach with the Pittsburgh Penguins (2005-10). During his tenure in Pittsburgh, the Penguins claimed the 2007-08 Atlantic Division title, advanced to the Stanley Cup Finals twice and won the 2009 Stanley Cup Championship. He joined the Penguins coaching staff when Michel Therrien was named Head Coach on Dec. 15, 2005. During his first full season in 2006-07, Yeo helped the Penguins to a 47-point improvement from the previous season, the fourth-largest turnaround from one season to the next in NHL history. In his second season, he helped lead the Penguins to the Stanley Cup Final for the first time since the 1992 season. Yeo remained on staff in Pittsburgh during the 2008-09 season after Dan Bylsma replaced Therrien on Feb. 15, 2009, and the Penguins went on to win the Stanley Cup.

He began his coaching career as an Assistant Coach with the Penguins' top minor-league affiliate in Wilkes-Barre/Scranton (2000-05). Yeo helped the Penguins earn a Western Conference title (2001), an Eastern Conference title (2005) and two appearances in the Calder Cup Final (2001, 2004). In 2005, Wilkes-Barre/Scranton set an AHL record for the best start to a season by boasting a 21-1-2-1 record with 15 straight road wins before Yeo was promoted to Pittsburgh.

The left wing played five seasons with the Aeros (1994-99) and accumulated 127 points (55-72=127) and 511 penalty minutes (PIM) in 317 games. The native of North Bay, Ont., served as captain of Houston's 1999 Turner Cup Championship team. He played 19 games for Wilkes-Barre/Scranton in 1999-2000 before suffering a career-ending knee injury.

Yeo and his wife, Tanya, have a daughter, Braeden, and a son, Kyler.

YEO'S COACHING RECORD

YEAR	TEAM (LEAGUE)	REGULAR SEASON					PLAYOFFS				
		G	W	L	OT	PTS	PCT	G	W	L	PCT
2000-01	Wilkes-Barre/Scranton – Assistant Coach (AHL)	80	36	33	11	83	0.52	21	13	8	0.62
2001-02	Wilkes-Barre/Scranton – Assistant Coach (AHL)	80	20	44	16	56	0.35	–	–	–	–
2002-03	Wilkes-Barre/Scranton – Assistant Coach (AHL)	80	36	32	12	84	0.53	5	1	4	0.20
2003-04	Wilkes-Barre/Scranton – Assistant Coach (AHL)	80	34	28	18	86	0.54	24	12	12	0.50
2004-05	Wilkes-Barre/Scranton – Assistant Coach (AHL)	80	39	27	14	92	0.58	11	5	6	0.45
2005-06	Wilkes-Barre/Scranton – Assistant Coach (AHL)	80	51	18	11	113	0.71	11	4	7	0.36
2006-07	PITTSBURGH – Assistant Coach (NHL)	82	47	24	11	105	0.57	5	1	4	0.20
2007-08	PITTSBURGH – Assistant Coach (NHL)	82	47	27	8	102	0.57	20	14	6	0.70
2008-09	PITTSBURGH – Assistant Coach (NHL)	82	45	28	9	99	0.55	24	16	8	0.67
2009-10	PITTSBURGH – Assistant Coach (NHL)	82	47	28	7	101	0.57	13	7	6	0.54
2010-11	Houston – Head Coach (AHL)	80	46	28	6	98	0.61	24	14	10	0.58
2011-12	MINNESOTA – Head Coach (NHL)	82	35	36	11	81	0.49	–	–	–	–
2012-13	MINNESOTA – Head Coach (NHL)	48	26	19	3	55	0.57	5	1	4	0.20
2013-14	MINNESOTA – Head Coach (NHL)	82	43	27	12	98	0.59	13	6	7	0.46
Head Coach Totals (NHL)		212	104	82	26	234	0.55	18	7	11	0.39
Head Coach Totals (AHL)		80	46	28	6	98	0.61	24	14	10	0.58
Assistant Coach Totals (NHL)		328	186	107	35	407	0.56	62	38	24	0.52
Assistant Coach Totals (AHL)		480	216	182	82	514	0.53	72	35	37	0.42

RICK WILSON

ASSISTANT COACH

Rick Wilson is in his fifth season as an Assistant Coach with the Minnesota Wild.

Wilson spent the 2009-10 season as Associate Coach with the Tampa Bay Lightning. Prior to that, he served 16 seasons (1992-2009) as an Assistant and Associate Coach with the Stars franchise, winning a Stanley Cup with Dallas in 1999. During his tenure with the club, Wilson helped lead the team to seven division titles, two Western Conference championships and two Presidents' Trophies.

He served as Associate Coach for his final six seasons (2002-09) with the Stars, focusing on the team's defense and penalty kill. Under Wilson's guidance the Stars finished in the top three for fewest goals against in the NHL during the 2007-08, 2006-07, 2003-04 and 2002-03 seasons. Before being named Associate Coach, Wilson held the position of Assistant Coach with the Stars for 10 seasons (1992-2002), joining the club for the 1992-93 campaign in Minnesota. He served as interim Head Coach for 32 games during the 2001-02 campaign.

Wilson joined the Stars after coaching in Los Angeles for three seasons (1989-92). He served as an Assistant Coach with the New York Islanders for one year (1988-89) and was also an assistant on Canada's National Junior Team that same year. Prior to his time with the Islanders, Wilson spent eight years (1980-88) with Prince Albert of the Western Hockey League where he helped lead the team to a Memorial Cup Championship in 1985. During his last two seasons in Prince Albert, he served as Head Coach and General Manager. Wilson began his coaching career as an Assistant Coach with the University of North Dakota from 1978-80 and was part of the Fighting Sioux's 1980 NCAA championship team.

A native of Prince Albert, Sask., Wilson was drafted by Montreal with the 66th overall selection in the 1970 NHL Amateur Draft and spent four seasons (1973-77) in the NHL as a defenseman for Montreal, St. Louis, and Detroit. During his NHL career he amassed 32 points (6-26=32) in 239 games.

He and his wife, Carol, are the parents of four children: Landon, Brooke, Barrett, and Brittany. The family resides in Woodbury.



DARRYL SYDOR

ASSISTANT COACH

Darryl Sydor is in his fourth season as an Assistant Coach with the Minnesota Wild.

Sydor served as an Assistant Coach for Mike Yeo with the Houston Aeros of the American Hockey League (AHL) in 2010-11. In his first season as a professional coach, the Aeros went 46-28-1-5 and advanced to the Calder Cup Final after not qualifying for the playoffs in 2010.

Sydor played 18 seasons in the NHL collecting 507 points (98-409=507), including 234 on the power play (43-191=234) and 755 penalty minutes (PIM) in 1,291 games with Los Angeles, Dallas, Columbus, Tampa Bay, Pittsburgh and St. Louis. His games played total ranks 17th all-time by a NHL defenseman. Sydor made 11 appearances in the playoffs and recorded 56 points (9-47=56) in 155 postseason games. He advanced to the Stanley Cup Finals with Los Angeles in his first full season in the NHL (1992-93) and won a Stanley Cup with the Stars in 1999 and the Lightning in 2004. Sydor also won a Memorial Cup with the Kamloops Blazers in 1992. He was originally selected by the Kings with the seventh overall pick in the 1990 NHL Entry Draft.

The native of Edmonton, Alta., appeared in two NHL All-Star Games (1998, 1999) and retired following the 2009-10 season.

Sydor and his wife, Sharlene, have four children – twins Parker and Braden, and Dylan and Cooper.





DARBY HENDRICKSON

ASSISTANT COACH

Darby Hendrickson is in his fifth season as an Assistant Coach with the Minnesota Wild.

Hendrickson was an original member of the Wild and one of the most popular players in team history, playing four seasons (2000-04) and scoring the team's first goal at Xcel Energy Center on Oct. 11, 2000 vs. Philadelphia. The Richfield, Minn., native posted 60 points (29-31=60) in 182 regular season games with the Wild. He appeared in 17 playoff matches with Minnesota in 2003 and recorded five points (2-3=5) including the game-winning goal in Game 7 of the Western Conference Semifinal series at Vancouver. Hendrickson also skated with Toronto, the New York Islanders, Vancouver and Colorado, posting 129 points (65-64=129) in 518 NHL games in parts of 10 NHL seasons.

He played for the University of Minnesota for two seasons (1991-93) after earning the 1991 Minnesota Mr. Hockey Award while playing for Richfield High School and was a member of the 1994 United States Olympic Team. Hendrickson most recently served as a studio analyst for FOX Sports North and an analyst for KSTC-TV, Channel 45's coverage of the state high school hockey tournament, as well as a National Hockey League Players' Association (NHLPA) Northwest Division Representative.

He and his wife, Dana, are the parents of four children: Mason, Addison, Beckett and Rennick.



ANDREW BRUNETTE

ASSISTANT COACH

Andrew Brunette is in his first season as an Assistant Coach for the Minnesota Wild after being named Hockey Operations Advisor by the organization on Feb. 13, 2013.

Brunette collected 733 points (268-465=733), including 114 power-play goals and 32 game-winning goals, as well as 314 penalty minutes (PIM) in 1,110 games during his 16-year career in the National Hockey League (NHL). From 1998-99 thru 2011-12, he played in 1,048 regular season games, the most of any NHL player during that time. Brunette appeared in his 1,000th career NHL game as a member of the Wild on Feb. 1, 2011 vs. Los Angeles.

In six seasons with Minnesota (2001-04, 2008-11), the native of Sudbury, Ont., compiled 321 points (119-202=321) in 489 contests. Brunette ranks second in franchise history in power-play goals (55), third in goals, fourth in points and assists and fifth in game-winning goals (16) and games played. He tallied 35 points (17-18=35) in 49 playoff matches and scored the overtime goal in Game 7 of the 2003 Western Conference Quarterfinal series against the Colorado Avalanche to clinch the Wild's first playoff series win.

Brunette was originally selected by Washington in the seventh-round (174th overall) of the 1993 NHL Entry Draft and made his NHL debut with the Capitals on Jan. 17, 1996 at Chicago. He spent parts of three seasons in Washington (1995-98), one with the Nashville Predators where he scored the first goal in franchise history (1998-99), two with the Atlanta Thrashers (1999-2001) and three with the Colorado Avalanche (2005-08) before finishing his playing career with the Chicago Blackhawks (2011-12).

He and his wife, Lorie, reside in Lake Elmo, with their golden retriever, Simon.

BOB MASON

GOALTENDING COACH



Bob Mason is in his 13th year as Goaltending Coach for the Minnesota Wild. He is responsible for working with goaltenders throughout the Wild organization. Under his tutelage, Josh Harding led the NHL in goals-against average and save percentage in 2013-14, while goaltenders Niklas Backstrom (2007) and Dwayne Roloson (2004) won the Roger Crozier Saving Grace Award. Backstrom (2009) and Roloson (2004) also represented Minnesota in the NHL All-Star Game. The Wild ranked first in the League in 2006-07 with a 2.20 goals-against average and a .922 save percentage and claimed the William Jennings Trophy as the team allowed a league-low 191 goals against.

Mason also served as a Goaltending Consultant for the Atlanta Thrashers during its first two seasons of existence from 1999-2001. Prior to joining the Thrashers, he spent three seasons with the University of Minnesota as a volunteer Goaltender Coach. Mason played parts of eight seasons in the National Hockey League (NHL) with the Washington Capitals, Chicago Blackhawks, Quebec Nordiques and Vancouver Canucks.

He finished his NHL career with a 55-65-16 record and a 3.76 GAA in 145 games from 1984 to 1991. He also appeared in five Stanley Cup playoff games, posting a 2-3 record and a 1.95 GAA with Washington and Chicago. The native of International Falls, Minn., played two seasons at the University of Minnesota-Duluth and was a member of Team USA at the 1984 Olympics in Sarajevo, Yugoslavia.

Mason and his wife, Victoria, reside in Bloomington.



BLAIR MACKASEY

DIRECTOR OF PLAYER PERSONNEL

Blair Mackasey (pronounced MACK-uh-see) is in his fifth season as the Minnesota Wild's Director of Player Personnel after serving four seasons as Director of Professional Scouting for the organization. He oversees all aspects of the club's professional scouting and performs special hockey operations assignments.

Mackasey joined the Wild from Hockey Canada, where he was named Head Scout in June of 2002 and was later named Director of Player Personnel in July of 2005. While with Hockey Canada, he was responsible for all player evaluation and player selections for Canada's National Junior Team Development and Selection Camps as well as Canada's Men's Under-18 Program. Mackasey also assisted Wayne Gretzky and Canada's management and coaching staff in player evaluations for Canada's 2006 Men's Olympic Hockey Team. During his four seasons with Hockey Canada, he won back-to-back World Junior gold medals (2005 and 2006) and two silver medals (2003 and 2004), overseeing player selection and operations of Canada's National Junior Team at the IIHF World Junior Championship. Mackasey also won two gold medals with Canada's National Under-18 Summer Team at the Junior World Cup (2004, 2005), a silver medal with Canada's National Under-18 Team at the World Championship in April of 2005 and a gold medal in 2003.

Prior to joining Hockey Canada, he was a member of the Phoenix Coyotes' scouting staff for six seasons (1996-2002). Mackasey spent three seasons as a Head Coach in the Quebec Major Junior Hockey League with the Granby Bisons (1993-94) and the Drummondville Voltigeurs (1994-96). He also played minor league baseball in the Montreal Expos organization with the likes of Ellis Valentine and Gary Carter.

Mackasey and his wife, Debbie, have four children, Andrea, Blair Jr., Erin and Dave. The family resides in Beaconsfield, Que.



BRAD BOMBARDIR

DIRECTOR OF PLAYER DEVELOPMENT

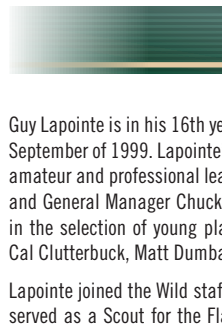
Brad Bombardir is in his fifth season as the Minnesota Wild's Director of Player Development. He is responsible for evaluating prospects in the Wild organization and implementing programs to help continue their development.

Bombardir also serves as Senior Director of Community Relations for the organization and supports a wide variety of the organization's community partnership initiatives including the promotion and support of Minnesota Hockey, the Hobey Baker Foundation, the Boys and Girls High School Hockey Coaches Associations and the Minnesota Minute Men. Along with these responsibilities, he represents the organization at various community events, is actively engaged in the charitable interests of the Minnesota Wild and is Vice Chair of the Minnesota Wild Foundation.

Bombardir was acquired by Minnesota in a trade with the New Jersey Devils in June of 2000. The Powell River, B.C., native was a member of the franchise's inaugural team and played a total of 212 games in a Wild sweater. During his run in Minnesota, he was named the monthly captain a franchise-record seven times. Bombardir also played an active role in all of the team's community relations affairs, making appearances at schools and hospitals, along with participating in the organization's charitable activities.

Originally drafted by the Devils in the third round of the 1990 NHL Entry Draft, he recorded 54 points (8-46=54) in 356 games during seven years in the NHL with New Jersey, Minnesota and Nashville. He made his NHL debut with the Devils during the 1997-98 campaign, and captured a Stanley Cup Championship in his third season with New Jersey in 2000. Bombardir played four years at the University of North Dakota (1990-94) and spent three seasons (1994-97) with Albany of the American Hockey League, and helped the River Rats win the 1995 Calder Cup.

He and his wife, Heather, reside with their three children in Woodbury.



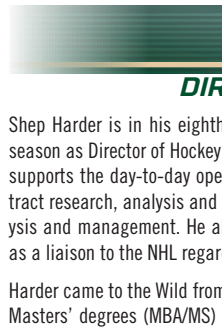
GUY LAPOINTE

CHIEF OF AMATEUR SCOUTING

Guy Lapointe is in his 16th year as Chief of Amateur Scouting after joining the Minnesota Wild in September of 1999. Lapointe's role with the club focuses on scouting and evaluating talent in all amateur and professional leagues. He works closely with Assistant General Manager Brent Flahr and General Manager Chuck Fletcher. While working with the organization, Lapointe has aided in the selection of young players including Pierre-Marc Bouchard, Jonas Brodin, Brent Burns, Cal Clutterbuck, Matt Dumba, Marian Gaborik, Mikael Granlund, Mikko Koivu and Nick Schultz.

Lapointe joined the Wild staff after spending nine years (1990-99) with the Calgary Flames. He served as a Scout for the Flames for seven seasons (1990-95, 1997-99) and as an Assistant Coach for two seasons (1995-97). Prior to his tenure with Calgary, Lapointe held the position of Assistant Coach for five seasons (1984-85, 1987-90) with the Quebec Nordiques (Colorado Avalanche). The Montreal native also served two seasons (1985-87) as General Manager and Head Coach of the Longueuil Chevaliers of the Quebec Major Junior Hockey League.

As a player, Lapointe played 16 NHL seasons (1968-84) and was a member of six Stanley Cup Championship teams with the Montreal Canadiens. He also played a key role for Team Canada at the historic 1972 Summit Series against the Soviets, was a member of the 1976 Canada Cup championship team and represented the NHL in the 1979 Challenge Cup against the Soviets. The four-time NHL All-Star was elected to the Hockey Hall of Fame in 1993 and will have his sweater number (#5) retired by the Canadiens on Nov. 8, 2014 when the Wild plays at Montreal. He currently resides in St. Lazare, Que., with his wife, Louise. Lapointe has three grown children, Guy Jr., Stephanie and Jordan, and six grandchildren.



SHEP HARDER

DIRECTOR OF HOCKEY ADMINISTRATION


Shep Harder is in his eighth season in the Wild hockey operations department, and his sixth season as Director of Hockey Administration. He reports to General Manager Chuck Fletcher and supports the day-to-day operations of the Club. Harder's primary responsibilities include contract research, analysis and negotiations, scouting and player evaluation, and salary cap analysis and management. He also maintains the Wild's proprietary database systems and serves as a liaison to the NHL regarding matters pertaining to the Collective Bargaining Agreement.

Harder came to the Wild from the University of Massachusetts-Amherst, where he received dual Masters' degrees (MBA/MS) while also serving as the Graduate Assistant for the University of Massachusetts Minutemen (Hockey East). Prior to pursuing his graduate studies, Harder worked in the private sector for an open outcry options trading firm before returning to hockey in 2003-04 as an Assistant Coach at his undergraduate alma mater, Colgate University. From 2004-06, he also served as a goaltender coach and team leader at USA Hockey's U-20 National Junior Player Evaluation Camp in Lake Placid, N.Y.

The Wayzata, Minn., native played four seasons of NCAA Division I hockey at Colgate University (1996-2000). Following college, he split one season between the International Hockey League and the East Coast Hockey League.

Harder and his wife, Emily, reside in Wayzata, with their son, Colton.





BEN RESNICK

HOCKEY OPERATIONS COORDINATOR

Ben Resnick is in his third season in the Wild hockey operations department. As Hockey Operations Coordinator, Resnick supports the day-to-day operations of the Club.

A native of Pittsburgh, Pa., he was part of the Syracuse Crunch's radio broadcasts for three seasons (2002-05) serving as the rink-side reporter and infrequently as the pre-game and intermission host. Resnick graduated summa cum laude from Syracuse University with a dual degree in Broadcast Journalism and Economics. He also has a masters degree in Economics from the University of Pennsylvania.

Resnick resides in St. Paul.



KIRK OLSON

STRENGTH AND CONDITIONING COACH

Kirk Olson is in his second stint as the Wild's Strength and Conditioning Coach after rejoining the organization in 2011. He is responsible for developing, implementing and executing all aspects of strength and conditioning throughout the Wild organization.

Olson previously served in the position for six seasons (2003-09). He has been coaching and training athletes for the past 18 years and has served as the general manager of Total Hockey Minnesota in Lakeville, Minn. Olson trained athletes in a private capacity, focusing primarily on the development of hockey players, before being hired by the Wild in 2003.

Olson spent three seasons with the National Football League's (NFL) Minnesota Vikings' Strength and Conditioning Staff. During his time with the Vikings, Olson also served as Head Strength and Conditioning Coach for the Amsterdam Admirals of NFL Europe.

In addition to his coaching endeavors, he has served as a consultant to several high school, college and university athletic programs. Olson is a graduate of the University of Minnesota and St. Cloud State University.



JONAS PLUMB

VIDEO COACH

Jonas Plumb is in his fourth season as the Minnesota Wild Video Coach. He is in charge of organizing the team's video requirements during the season.

Prior to joining the Wild, Plumb worked for Hockey Canada in 2010-11, preparing video for various men's and women's tournaments and worked alongside Mark Messier and Guy Carbonneau. Plumb worked for the Swedish men's hockey team at the 2010 Winter Olympics and the National Hockey League's Washington Capitals in the 2008-09 season. He has also spent time with the Western Hockey League's (WHL) Vancouver Giants, where he helped the team win the 2007 Memorial Cup and WHL Championship.

AMATEUR SCOUTS



Marc Chamard



Craig Channell



Paul Charles



Brian Fortin



Christopher Hamel



Brian Hunter



Martin Nanne



Frank Neal



Ernie Vargas



Darren Yopyk

EUROPEAN SCOUTS



Ricard Persson



Pavel Routa

PRO SCOUTS



Jamie Hislop



Chris Kelleher

HOCKEY OPERATIONS STAFF



Cindy Sweiger
Hockey Operations
Administrator



TONY DaCOSTA

HEAD EQUIPMENT MANAGER

Tony DaCosta is in his 15th season as Head Equipment Manager for the Minnesota Wild. He oversees all of the club's equipment needs along with running the team's home dressing room at Xcel Energy Center.

Prior to joining the Wild, the Winnipeg, Man., native was a part of the Winnipeg/Phoenix Coyotes organization for more than 19 years. DaCosta started working for the Winnipeg Jets as a dressing room attendant and equipment manager for NHL teams visiting the Winnipeg Arena. He was promoted to Assistant Equipment Manager for the 1988-89 season. During that time, DaCosta gained invaluable knowledge and experience that helped him in his role as one of the Coyotes Equipment Managers, a position he held when the Jets moved to Phoenix in 1996.

He also served as Equipment Manager for the NHL All-Star Games in 1998 (Vancouver) and 2004 (Saint Paul) and held the same position with Team Canada at the 2001 World Championship in Germany and the 2009 World Championship in Switzerland.

He and his wife, June, have two daughters, Summer and Rylee.



DON FULLER

HEAD ATHLETIC THERAPIST

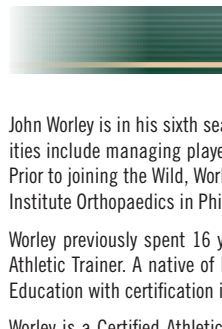
Don Fuller is in his 15th season as Head Athletic Therapist for the Minnesota Wild. He is responsible for the assessment and rehabilitation of all injuries, coordination of the Wild medical staff and administration of all therapy/medical procedures.

Fuller is a Certified Athletic Therapist in the Canadian Athletic Therapists' Association, a Certified Athletic Trainer in the National Athletic Trainers' Association and a certified Emergency Medical Technician. He also is a member of the Minnesota Athletic Trainers' Association, Professional Hockey Athletic Trainers' Society and the Minnesota Emergency Medical Services Regulatory Board.

The London, Ont., native served as a member of the Canadian National Men's Hockey Team at the 2006 (Latvia), 2002 (Sweden) and 2000 (Russia) World Championships. Fuller was also the host therapist for the World Cup of Hockey played in Saint Paul in September of 2004. He has also held the position of Head Athletic Therapist for Canada's National Men's Hockey Team in 1999-2000. Prior to that, Fuller was the Head Athletic Therapist for the University of Victoria from 1994-99. He also worked as a therapist for the Canadian medical team at the 1996 Summer Olympic Games in Atlanta. Fuller was the Athletic Therapist for the Victoria Salsa of the British Columbia Junior Hockey League in 1998 and for the University of Toronto Varsity Blues men's hockey team in 1990-91.

He received a Bachelor of Physical Education degree from McMaster University in 1989, a diploma in Sports Injury Management from Sheridan College in 1991 and spent three years studying at the Canadian College of Osteopathy (1997-99, 2004-05). Fuller completed his EMT certification at Inverhills Community College in 2008.

He and his wife, Tina, have three daughters, Anna, Alison and Alaina. The family resides in Woodbury.



JOHN WORLEY

ATHLETIC TRAINER

John Worley is in his sixth season as an Athletic Trainer for the Minnesota Wild. His responsibilities include managing player rehabilitation and the day-to-day medical needs of Wild players. Prior to joining the Wild, Worley served as Manager of Sports Medicine Services at the Rothman Institute Orthopaedics in Philadelphia, Pa., for five years.

Worley previously spent 16 years with the Philadelphia Flyers, including 10 seasons as Head Athletic Trainer. A native of Ridley Park, Pa., he graduated with a B.S. in Health and Physical Education with certification in Athletic Training from West Chester University in 1980.

Worley is a Certified Athletic Trainer through the National Athletic Trainers Association and is registered with the Minnesota Board of Medical Practice. He is a member of the Professional Hockey Athletic Trainers Society, and serves as the Assistant Western Conference representative to the Executive Board, as well as a professional member of the American College of Sports Medicine. Worley also is a National Registered Emergency Medical Technician.

Worley and his wife, Tracey, have two daughters, Taylor and Morgan.



TRAVIS GREEN

MASSAGE THERAPIST

Travis Green is in his eighth year with the Minnesota Wild as the team's Massage Therapist. His primary responsibilities include providing manual therapies to players and staff in order to prevent injuries from occurring and managing the rehabilitative process. In addition to his role as massage therapist, he works closely with the medical staff as an athletic trainer. Prior to serving the Minnesota Wild in a full-time role, Green served as a part-time assistant athletic trainer/massage therapist during the 2007 Stanley Cup Playoffs and the 2007-08 season.

In 2011, Green began working with USA Hockey in a supporting role as a massage therapist and athletic trainer. He served as the Massage Therapist for the IIHF Women's World Championship in Zurich, Switzerland where the U.S. won a third consecutive championship. Since that time he has served as the Athletic Trainer/Massage Therapist for several camps, international tournaments, and games.

Green is a Minnesota native and 1997 graduate of Bethel University with a B.A. in Athletic Training as well as a double minor in Health and Physical Education. He is a Certified Athletic Trainer through the National Athletic Trainers Association and is registered with the Minnesota Board of Medical Practice. He is also a member of the Professional Hockey Athletic Trainers Society. In 2005, Green completed his therapeutic bodywork/massage therapy degree from CenterPoint Massage School in Minneapolis. Green is an ART (Active Release Techniques) Provider and was a Certified Strength and Conditioning Specialist through the National Strength and Conditioning Association over a span of 10 years.

Green resides in St. Paul and has two daughters, Sidney and Lauren, and a son, Ryan.





RICK BRONWELL

ASSISTANT EQUIPMENT MANAGER

Rick Bronwell is in his fifth season as Assistant Equipment Manager with the Minnesota Wild. He is responsible for assisting Minnesota's equipment needs both at home and on the road, as well as locker room set-up and equipment repair.

Bronwell is a certified member of the Athletic Equipment Managers Association and spent the previous three seasons (2007-10) as Assistant Equipment Manager for the San Jose Sharks. Prior to that post, Bronwell spent five seasons as Head Equipment Manager for the Houston Aeros of the American Hockey League (AHL) (2002-07). A member of the Aeros 2003 Calder Cup Championship team, Bronwell also served as the Head Equipment Manager for Team Canada at the 2004 AHL All-Star Game. Before joining Houston, he was the Head Equipment Manager in 2001-02 for the Atlantic City Boardwalk Bullies of the ECHL. A native of Kansas City, Mo., Bronwell served as the Assistant Equipment Manager for the Kansas City Blades of the International Hockey League from 1996-2001 and served as a game night assistant on the staff from 1992-96.

He and his wife, Heather, have two daughters, Ashleigh and Addison.



MATT BENZ

ASSISTANT EQUIPMENT MANAGER

Matt Benz is in his 13th season with the Minnesota Wild and ninth as Assistant Equipment Manager. His responsibilities include supporting Minnesota's equipment needs at home, handling equipment transportation to and from the airport for both the Wild and visiting team, and taking care of the club's equipment needs for summer development camps and the Traverse City rookie tournament.

Benz assisted multiple teams during the 2004 World Cup of Hockey in Saint Paul, working with Team Russia during their training camp and Team Finland and Slovakia for their games at Xcel Energy Center.

Benz joined the Wild as a game night dressing room attendant in 2000-01 following a career in Sales and Marketing. The Saint Paul native attended Hill-Murray School in Maplewood and graduated from the University of St. Thomas.

He and his wife, Emily, have two daughters, Elena and Lily.



SHELDON BURNS

MEDICAL DIRECTOR

Dr. Sheldon Burns is in his 14th year as Medical Director for the Minnesota Wild. His duties with the Wild include serving as Head Team Physician, coordinating medical care for players and staff and organizing the club's medical staff. Dr. Burns is a board certified specialist in Family Practice, Emergency Medicine and Sports Medicine.

Dr. Burns has served in official capacities at seven Olympic Games, two World Championships and three Goodwill Games, including working with the 1980 and 1984 Olympic hockey teams and the 1982 and 1983 United States World Championship hockey teams. He was the Team Physician for the 2008 United States Olympic Team in Beijing, China, and served in the same capacity for the United States at the 2004 Olympic Games in Athens, Greece. In 2007, Dr. Burns served as the Chief Medical Officer for the United States at the 24th International World University Games in Bangkok, Thailand, and was the Team Physician at the 2007 Tournament of Americas.

He also served as Deputy Commissioner of the International Olympic Committee's Medical Commission, which was responsible for all medical care at the Olympic Games in Atlanta, Sydney and Nagano. Dr. Burns is also the Medical Director of the NBA's Minnesota Timberwolves, the WNBA's Minnesota Lynx, and Team Physician for the NFL's Minnesota Vikings. He previously served as Medical Director for the NLL's Minnesota Swarm. His practice is at Edina Family Physicians.

Dr. Burns has lectured on sports medicine in Europe, Asia and North America and has been recognized nationally and internationally for his work. He is a Clinical Professor at the University of Minnesota medical school and is active in teaching sports medicine at the Minnesota Orthopedic Sports Medicine Institute and the TRIA Orthopaedic Center.

Born and raised in Grand Meadow, Minn., he received his undergraduate degree from Hamline University in Saint Paul and earned his medical degree in 1974 from the University of Minnesota Medical School.



DAN PETERSON

TEAM PHYSICIAN

Dr. Daniel Peterson is in his 14th year as a Team Physician for the Minnesota Wild. In addition to other associations, he is a member of the NHL Team Physician Society and the American Academy of Family Physicians.

Dr. Peterson is a board certified specialist in Family Medicine and Sports Medicine. A native of Mt. Iron, Minn., he also serves as an Assistant Physician for the NFL's Minnesota Vikings. Dr. Peterson has served as a Team Physician at the 2004 World Cup of Hockey and the 2004 NHL All-Star Game. He has worked in the same role with Macalester College teams since 1996, the Minnesota Swarm (2005-12), as well as at the World Figure Skating Championships, the Solheim Cup and U.S. Women's Open golf tournaments, and numerous football, basketball and tennis events.

After graduating from the University of Minnesota Medical School, Dr. Peterson completed his family practice residency and a sports medicine fellowship at the Hennepin County Medical Center.

In addition to his role with the Wild, Dr. Peterson is a family practice physician at Edina Family Physicians, PA, and has been named one of America's Top Family Doctors in recent years (2008-10).

Dr. Peterson and his wife, Sara, currently reside in Shoreview with their three children Marc, Audrey, and Julia. His hobbies include water and downhill skiing, rock and mountain climbing and multiple other outdoor activities.



JOEL BOYD

ORTHOPEDIC SURGEON

Dr. Joel L. Boyd is in his 15th year with the Minnesota Wild as Orthopedic Surgeon. In addition to his role with the Wild, he also serves as a Physician at TRIA Orthopaedic Center in Bloomington.

Dr. Boyd also serves as Team Physician for the NFL's Minnesota Vikings and is a United States Olympic Team Physician. He worked as an Olympic Team Physician for the United States men's and women's hockey teams in Nagano, Japan in 1998 and as a National Team Physician with USA Hockey at World Championships in Switzerland, Sweden and Germany. Dr. Boyd previously held the role of Co-Medical Director for the International Hockey League's (IHL) Minnesota Moose.

He completed his undergraduate work and received a Master of Science degree from Bucknell University and graduated from Temple University Medical School. Dr. Boyd completed his orthopedic training at the Cleveland Clinic Foundation and his fellowship training at the University of Western Ontario, Canada.



CHRISTOPHER LARSON

ORTHOPEDIC SURGEON

Dr. Larson serves as an orthopedic team physician for the Minnesota Wild. He is a fellowship trained, board certified, Sports Medicine Orthopedic surgeon who specializes in hip arthroscopy, sports hip injuries, and ACL reconstruction.

Dr. Larson is a national and internationally recognized sports medicine expert and regularly presents and teaches around the world. He has published more than 80 articles and has written numerous book chapters and text books regarding hip and knee injuries in athletes. He is currently conducting numerous research projects looking at hip disorders in high school, collegiate, and professional hockey players, and is specifically looking at injuries and injury prevention programs for hockey goalies.

Dr. Larson is the program director for the Fairview/MOSMI Sports Medicine Fellowship program and has been a team physician for many teams and organizations including the NFL's Minnesota Vikings (2007-11). He currently practices sports medicine at Twin Cities Orthopedics/Minnesota Orthopedic Sports Medicine Institute in Edina.

He grew up in Minnesota and attended undergraduate and medical school at the University of Minnesota. Dr. Larson performed his residency training in orthopedic surgery at the University of North Carolina, Chapel Hill, and did his sports medicine fellowship at the Minneapolis Sports Medicine Center. He and his wife, Angie, have two children, Leo and Hannah, and enjoy sports, music, and spending time at the lake.



BRAD NELSON

ASSISTANT TEAM ORTHOPEDIC SURGEON

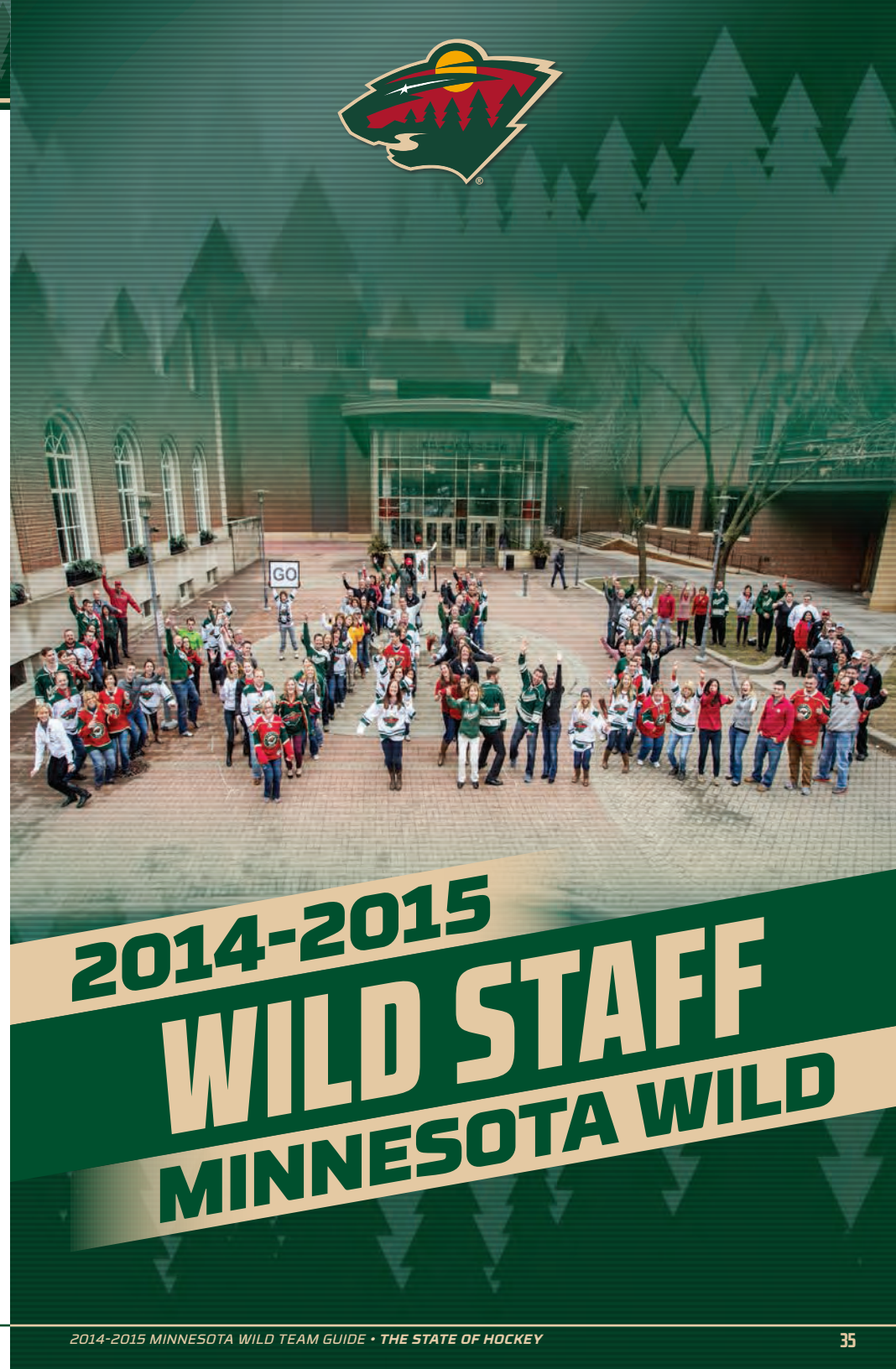
Dr. Brad Nelson is in his sixth year with the Minnesota Wild as Assistant Team Orthopedic Surgeon, specializing in shoulder and knee surgery. In addition to his duties with the Wild, he is an Associate Professor of Orthopedic Surgery at the University of Minnesota and also works at TRIA Orthopaedic Center in Bloomington.

Dr. Nelson has worked as the Team Physician for multiple USA Hockey teams and tournaments, including the U.S. National Team Development Program and the Under-18 World Championship camp. Over the past four years, he has also worked as the Team Physician for numerous sports teams at the University of Minnesota, including the men's and women's ice hockey programs.



A native of Appleton, Minn., Dr. Nelson graduated from the University of Minnesota Medical School and spent his residency at the University of Colorado. He went to the United States Military Academy for the West Point Sports Medicine Fellowship, where he was an Orthopedic Surgeon and Team Physician for the men's hockey, football, basketball and baseball teams.




































Among other affiliations, Nelson is a member of the American Orthopedic Society for Sports Medicine and has written multiple research articles and book chapters.









































Dr. Nelson and his wife, Terri, have four children, Hannah, Matt, Emma and Claire, and reside in Edina. He enjoys spending time with his family, playing hockey and golf and coaching youth hockey in his free time.



**2014-2015
WILD STAFF
MINNESOTA WILD**

									
Melissa Alicea Box Office Manager, Finance	Caitlin Anderson Fan Relations Account Executive	Anette Andruss Marketing Manager	Jeff Baidoo New Business Development Account Executive	Jon Ball Senior Accountant	Mark Fasching Suite Sales Manager	Rebecca Finlay Lead Graphic Designer	Sue Forrest Payroll Administrator	Zach Foster Sales Manager, RiverCentre	Matt Fujinaka Senior Operations Manager
									
Jora Bart Senior Manager, Public & Media Relations XEC, RC & RWA	Judy Bartoletti Box Office Supervisor	Bryan Bellows Senior Account Executive	Diane Bennis Manager Guest Relations	Bill Berg Retail Marketing Coordinator	Katyln Gambill Digital and Social Media Coordinator	Kyle Gardner Store Manager, Xcel Energy Center Hockey Lodge	Ryan Geris Store Manager Maplewood Hockey Lodge	Maranda Glassel Retail Finance Clerk	Roger Godin Team Curator
									
Kyle Bloom Fan Relations Account Executive	Gabe Clendenen Senior Sales Manager, RiverCentre	Molly Craig Administrative Assistant, Saint Paul RiverCentre	Hank Dolan Manager, Production Facilities Operations	Kyle Domin New Business Development Account Executive	Nellie Gosh Coordinator, Marketing/ Advertising & Sales	Tim Groth Partnership Activation Coordinator	Rachael Haave Event Manager	Deb Hanson Executive Assistant	Kara Hanson Senior Accounting Manager
									
Kelly Doran Intern, Events & Promotions	Mike Doyle Managing Editor Wild.com	Jake Eichenberger Suite Sales Account Executive	Sarah Eikmeier Broadcasting and Production Intern	Katie Esselman Inside Sales	Robert Hathaway Mascot Coordinator	Maggie Hobbs Risk and Treasury Manager	Taylor Horn Fan Relations Account Executive	Reide Housley Development Assistant, Minnesota Wild Foundation	Susan Hubbard Director, Sales, Booking & Office Administration

									
Jerry Hudson Store Manager, Southdale Hockey Lodge	Bill Huepenbecker Senior Director, Planning and Public Affairs	Jeff Hunsaker Account Executive	Stephanie Huseby Executive Assistant	Nate Jacobson Security Manager	Kendall Koby Fan Relations Account Executive	Jon Koehler Event Manager	Megan Kogut Media Relations Seasonal Coordinator	Holly Koski Partnership Activation Specialist	Ryan Kronebusch Premium Seating Account Executive
									
Rick Jacobson IT Generalist	Denise Jenkins Payroll Accountant	Jared Jenkins Premium Seating Account Executive	Jon Johansen Box Office Supervisor	Bridget Johnson Marketing Manager	Maggie Kukar Manager, Broadcasting and Production	Danielle Labine Group Sales	Travis Larson Coordinator, Ice Operations/ Event Manager	Brandon Latack Account Executive	Monica Laurent Director, Human Resources and Organizational Development
									
Corey Johnson New Business Develop- ment Account Executive	Keri Johnson Senior Manager, Guest Service & Premium Operations	Rachael Johnson Director, Guest Service & Suite Operations	Tyler Johnson Inside Sales	Bjorn Kadlec Senior Business Analyst	Pat Lealos Event Manager	Rachel Link Human Resources Generalist	Erika Lone Corporate Fulfillment Coordinator	Paul Loomis Manager, Game Presentation	Sadie Lundquist New Business Development Account Executive
									
Natalie Kaess Manager Fan Relations	Melissa Keller Lead Ticket Seller	Josh Kielbasa IT Generalist	Tim Kirschbaum Season Ticket Benefits Coordinator	Jeff Klein Senior Operations Manager	Stephanie Lundquist Staff Accountant	Lynne Maczko Receptionist, 317 on Rice Park	Chris Malek Group Sales	Kelly McGrath Director, Sales & Marketing, Xcel Energy Center	Maddie McManus Fan Relations Account Executives

									
Ellen McNair Coordinator, Public & Media Relations XEC, RC & RWA	Kristina Meier Director, Box Office Operations	Jennifer Meyers Senior Buyer	Trent Michaels New Business Development Account Executive	Brett Miller Ticket Operations & Business Analyst	Jenny Saxon Inside Sales	Matt Sayre Senior Account Executive New Business Development	Stefanie Schmidt Retail Marketing Intern	Rachel Scholdt Executive Director, Minnesota Wild Foundation	Ryan Scholdt Guest Services Attendant, 317 on Rice Park
									
Matt Minnichsoffer Manager, Web and Creative Services	Christine Moore Receptionist, 317 on Rice Park	Karl Nauman Event Floor Manager	Valerie Odegaard Accounting Clerk	Bree Oslin Manager, Suite Service and Premium Operations	Will Schultz Group Sales	Kate Setley Director, Event Management & RiverCentre Marketing	Trevor Shannon Controller	Josh Siskin Paralegal	Ed Souter Senior Manager, Partnership Activation
									
Wayne Petersen Director, Marketing Partnerships	Dustin Peterson Coordinator, Production Services	Elizabeth Peterson Administrative Assistant, Xcel Energy Center	John Peterson Inside Sales	Brenda Reeves Staff Accountant	Ryan Stanzel Manager, Digital Content	Jason Stern Senior Manager Group and Inside Sales	Mark Stoffel Senior Director, Operations	Matt Szymanski Production Assistant	Allison Thompson Graphic Designer
									
Karen Reisinger Coordinator, Group Sales	Sharon Roberts Administrator Special Projects	Kathy Ross Director, Strategic Initiatives	Steve Ruane Security	Scott Sarkis Senior Manager, Retail Operations	Breanna Tobias Coordinator, Community Relations	Maria Troje Senior Director, Fan Relations	Micki Tschida Senior Box Office Manager, Operations	Brandon Tucker Event Manager	Chris Turns Director, Ticket Operations



WILD STAFF



Jim Vanek
Manager, Events



Katie Vannelli
Interactive Designer,
Email Marketing Specialist



Mike Vevea
Senior IT Manager



Tawnya Vidnovic
Administrative Assistant
Customer Sales & Service



Wes Walz
Studio Analyst



Lindsay Weier
Group Sales



Tera Welch
Coordinator, Suite Service
& Premium Operations



Sandra Willson
Accounts Payable
Administrator



Tim Wolfram
Senior Facility Manager



Samantha Zastrow
Event Manager



2014-2015

THE PLAYERS
MINNESOTA WILD

12

CENTER



**CODY
ALMOND**

Shoots: Left
Ht: 6-2 • Wt: 215
Born: 7/24/89
Calgary, AB, CAN

VS. NHL

TEAM	GP	G	A	PTS	+	-	PIM
ANA	1	0	0	0	0	0	0
ARI	2	0	0	0	0	0	2
BOS	-	-	-	-	-	-	-
BUF	-	-	-	-	-	-	-
CGY	2	0	0	0	0	0	0
CAR	-	-	-	-	-	-	-
CHI	3	0	0	0	-3	7	-
COL	-	-	-	-	-	-	-
CBJ	1	0	0	0	-1	0	-
DAL	1	0	0	0	-1	7	-
DET	1	0	0	0	0	2	-
EDM	2	0	0	0	0	0	-
FLA	1	0	0	0	0	0	-
LA	2	1	0	1	0	2	-
MIN	-	-	-	-	-	-	-
MTL	-	-	-	-	-	-	-
NSH	-	-	-	-	-	-	-
NJ	1	0	0	0	-1	0	-
NYI	1	0	0	0	0	0	-
NYR	-	-	-	-	-	-	-
OTT	-	-	-	-	-	-	-
PHI	-	-	-	-	-	-	-
PIT	-	-	-	-	-	-	-
SJ	2	0	0	0	-1	6	-
STL	-	-	-	-	-	-	-
TB	-	-	-	-	-	-	-
TOR	-	-	-	-	-	-	-
VAN	1	1	0	1	1	0	-
WPG	4	0	0	0	-2	0	-
WSH	-	-	-	-	-	-	-

ALMOND'S CAREER HIGHLIGHTS

Goals, Game: 1 – two times	TOI, Game: 16:02 – at WPG, 12/13/11
Assists, Game: None	Goal Streak: None
Points, Game: 1 – two times	Assist Streak: None
PIM, Game: 7 – two times	Point Streak: None
+/-, Game: 1 – two times	Career Hat Tricks: None
Shots, Game: 2 – four times	Career Shootout: 0-0

2013-14 HIGHLIGHTS

- Recorded 34 points (18-16=34), a plus-12 rating and 75 penalty minutes (PIM) in 44 games for HC Geneve-Servette in the Swiss League.
- Ranked tied for second on the team in goals and tied for fourth in scoring.

CAREER

- Signed a three-year contract with HC Geneve-Servette on June 20, 2012.
- Skated in 25 NHL games with the Wild in parts of three seasons (2009-12) and tallied two goals.
- Collected 67 points (29-38=67) and 292 PIM in 159 games with the Houston Aeros in the American Hockey League (AHL) from 2009-12 and added eight points (1-7=8) in 26 Calder Cup playoff matches.
- Notched 30 points (8-22=30) in 39 games with Geneve-Servette in 2012-13.
- Ranked second on Houston in PIM in 2011-12 and 2010-11.
- Made NHL debut with Minnesota vs. ATL (2/12/10) and tallied first NHL goal at VAN (4/4/10, Luongo).
- Helped Kelowna Rockets capture Western Hockey League (WHL) playoff championship in 2009. Rockets lost to Windsor in Memorial Cup championship game.
- Ranked second on Kelowna with 33 goals in 2008-09. Led team with a plus-18 rating and ranked second on team in playoff scoring.
- Ranked 14th in the WHL in rookie scoring in 2006-07.

CAREER TRANSACTIONS

- Signed as a free agent by Minnesota on July 9, 2014; Selected by Minnesota in the fifth round (140th overall) of the 2007 NHL Entry Draft.
- Signed through 2014-15. Becomes a restricted free agent 2015-16.

ALMOND'S PROFESSIONAL CAREER

SEASON	TEAM	LEAGUE	GP	G	A	PTS	+/-	PIM	PP	SH	GW	S	S%	BS	H	TOI	FO%
2009-10	MINNESOTA	NHL	7	1	0	1	-3	9	0	0	0	6	16.7	5	7	7:45	60.0
	Houston	AHL	48	7	11	18	-7	77	-	-	-	-	-	-	-	-	-
2010-11	MINNESOTA	NHL	8	0	0	0	0	2	0	0	0	3	0.0	3	11	7:02	40.6
	Houston	AHL	65	15	19	34	-2	124	-	-	-	-	-	-	-	-	-
2011-12	MINNESOTA	NHL	10	1	0	1	-5	15	0	0	0	7	14.3	8	15	10:13	43.1
	Houston	AHL	46	7	8	15	-8	91	-	-	-	-	-	-	-	-	-
2012-13	Geneve	Swiss-A	39	8	22	30	4	56	-	-	-	-	-	-	-	-	-
2013-14	Geneve	Swiss-A	44	18	16	34	12	75	-	-	-	-	-	-	-	-	-
WILD/NHL TOTALS			25	2	0	2	-8	26	0	0	0	16	12.5	16	33	8:30	46.7

ALMOND'S PROFESSIONAL POSTSEASON CAREER

YEAR	TEAM	LEAGUE	GP	G	A	PTS	+	-	PIM	PP	SH	GW	S	S%	BS	H	TOI	FO%
2010-11	Houston	AHL	22	0	6	6	-2	20	-	-	-	-	-	-	-	-	-	-
2011-12	Houston	AHL	4	1	1	2	-1	6	-	-	-	-	-	-	-	-	-	-
WILD/NHL TOTALS			NO NHL POSTSEASON EXPERIENCE															



CODY ALMOND

32

GOALTENDER



NIKLAS BACKSTROM

Catches: Left
Ht: 6-2 • Wt: 194
Born: 2/13/78
Helsinki, FIN

VS. NHL

TEAM	GP	W-L-OT	GAA	SHO	SV%
ANA	16	8-7-1	2.53	1	0.912
ARI	24	14-10-0	2.14	3	0.931
BOS	5	4-0-1	0.98	2	0.969
BUF	2	1-0-1	2.48	0	0.886
CAR	7	3-1-2	2.62	0	0.913
CGY	36	16-11-5	1.92	5	0.930
CHI	17	6-9-1	2.82	1	0.913
CBJ	20	11-6-2	2.21	1	0.923
COL	34	24-7-3	2.25	4	0.924
DAL	17	5-7-5	2.82	0	0.895
DET	11	2-4-3	3.11	0	0.915
EDM	32	25-4-1	1.91	4	0.928
FLA	6	5-0-1	1.95	0	0.941
LA	20	8-6-4	2.41	2	0.912
MIN	—	—	—	—	—
MTL	4	1-1-0	3.1	0	0.905
NJ	4	1-2-1	4.11	0	0.840
NSH	16	9-5-1	2.66	0	0.908
NYI	7	4-2-1	2.17	0	0.921
NYR	4	1-3-0	3.29	0	0.888
OTT	3	0-1-1	3.64	0	0.885
PHI	5	1-4-0	3.58	0	0.872
PIT	5	3-2-0	2.76	0	0.912
SJ	22	6-13-3	3.07	2	0.907
STL	16	6-9-1	2.81	1	0.895
TB	7	5-1-1	1.68	1	0.945
TOR	5	2-2-0	2.39	0	0.917
VAN	33	13-13-6	2.63	1	0.908
WSH	4	3-1-0	2.75	0	0.896
WPG	8	2-4-2	2.93	0	0.900

BACKSTROM'S CAREER HIGHLIGHTS

Saves, Game: 48 – vs. BOS, 2/19/12
 Shots Faced, Game: 51 – vs. DET, 12/22/07
 Goals Allowed, Game: 7 – at COL, 11/27/10
 Consecutive Starts: 20g – 3/3-4/10/09
 Winning Streak: 8g – 3/14-3/30/14
 Point Streak: 8g – two times
 Losing Streak: 8g – 11/25-12/27/13
 Shutout Streak: 157:44 (1/25-2/5/11)
 Shutouts: 28 – last, vs. SJ 3/23/13
 Career Shootout Record: 22-33 (102/182, .560 SV%)

2013-14 HIGHLIGHTS

- Had a season-best three-game winning streak, stopping 85-of-90 shots faced for a 1.67 GAA and a .944 SV% (1/2-1/9).
- Made season-high 39 saves in 4-1 win at ARI (1/9).
- Missed 29 games due to injury. Underwent successful core muscle surgery (3/25) and missed remainder of season.

CAREER

- Wild franchise leader in wins (189), shutouts (28), home shutouts (18), shutout streak (157:44), games played (390), starts (377) and minutes played (22,243), ranks third all-time in GAA (2.46) and T-3rd in SV% (.916).
- Tied for the NHL lead with 24 wins in 2012-13. Started 27 of the last 28 games of season including 15 straight to end the year.
- Did not appear in the 2013 playoffs after suffering a lower-body injury during warm-ups of Game 1 of Western Conference Quarterfinal series against Chicago.
- Posted career-best and franchise-record eight-game win streak (3/14-3/31/13, 2.46 GAA, .922 SV%).
- Made career-high 48 saves in 2-0 win vs. BOS (2/19/12), setting franchise record for saves in a shutout.
- Recorded franchise-record shutout streak of 157:44, 1/25-2/5/11.
- Played in 2009 NHL All-Star Game stopping 17-of-21 shots faced in second period.
- Finalist for the 2009 Vezina Trophy after ranking second in the NHL in saves, third in GAA, shutouts and games played, fourth in SV% and fifth in wins.
- Started team-record 20 straight games 3/3-4/10/09 (9-6-4, 2.58 GAA, .918 SV%, two shutouts).
- Set franchise records for single-season wins, games played, shutouts (eight), saves (1,900) and minutes played (4,088) in 2008-09.
- Ranked first in the NHL with a 1.97 GAA and a .929 SV% in 41 games, teaming with Manny Fernandez to win 2006-07 William Jennings Trophy as the Wild allowed a league-low 191 goals.
- Started all five games for Wild in 2007 playoff series against Anaheim and all six games in 2008 playoff series against Colorado.
- Played 18 games (15-0-2) between regulation losses 3/8-10/21/07.
- Became first goalie in the modern NHL era (since 1943) to post two career wins in zero career starts in 2006-07.
- Represented Finland at 2010 Olympics (bronze), 2006 Olympics (silver), 2006 World Championship (bronze), 2008 and 2005 World Championships.
- Named Finnish Elite League Goaltender of the Year and Playoff MVP in 2003-04, and ranked first in the league with a career-low 1.68 GAA in 2005-06.
- Led Kärpät Oulu to back-to-back Finnish Elite League Championships in 2003-04 and 2004-05.

CAREER TRANSACTIONS

- Signed by Minnesota as a free agent, June 1, 2006.
- Signed through 2015-16. Becomes an unrestricted free agent 2016-17.

BACKSTROM'S PROFESSIONAL CAREER

SEASON	TEAM	LEAGUE	GP	W	L	OT	GA	GAA	SV	SV%	SO	MIN
2006-07	MINNESOTA	NHL	41	23	8	6	73	1.97	955	.929	5	2,226
2007-08	MINNESOTA	NHL	58	33	13	8	131	2.31	1,498	.920	4	3,408
2008-09	MINNESOTA	NHL	71	37	24	8	159	2.33	1,950	.923	8	4,088
2009-10	MINNESOTA	NHL	60	26	23	8	158	2.72	1,474	.903	2	3,489
2010-11	MINNESOTA	NHL	51	22	23	5	132	2.66	1,434	.916	3	2,978
2011-12	MINNESOTA	NHL	46	19	18	7	105	2.43	1,194	.919	4	2,590
2012-13	MINNESOTA	NHL	42	24	15	3	98	2.48	974	.909	2	2,368
2013-14	MINNESOTA	NHL	21	5	11	2	55	3.02	491	.899	0	1,094
WILD/NHL TOTALS			390	189	135	47	911	2.46	9,920	.916	28	22,243

BACKSTROM'S PROFESSIONAL POSTSEASON CAREER

SEASON	TEAM	LEAGUE	GP	W	L	GA	GAA	SV	SV%	SO	MIN
2006-07	MINNESOTA	NHL	5	1	4	11	2.22	134	.924	0	297
2007-08	MINNESOTA	NHL	6	2	4	17	2.83	153	.900	0	361
2012-13	MINNESOTA	NHL	DID NOT PLAY - INJURED								
2013-14	MINNESOTA	NHL	DID NOT PLAY - INJURED								
WILD/NHL TOTALS			11	3	8	28	2.55	287	.911	0	658



NIKLAS BACKSTROM

2

DEFENSEMAN


**KEITH
BALLARD**

Shoots: Left
Ht: 5-11 • Wt: 204
Born: 11/26/82
Baudette, MN, USA

VS. NHL

TEAM	GP	G	A	PTS	+/-	PIM
ANA	37	2	10	12	3	48
ARI	10	0	0	0	0	2
BOS	13	1	1	2	-3	13
BUF	11	1	5	6	3	9
CAR	15	1	3	4	-3	16
CGY	26	1	3	4	1	21
CHI	24	0	2	2	-5	19
CBJ	23	1	3	4	-2	25
COL	29	0	8	8	-3	22
DAL	36	2	6	8	-12	17
DET	21	0	1	1	-9	37
EDM	28	1	5	6	4	26
FLA	4	1	4	5	-1	6
LA	35	5	4	9	5	58
MIN	24	1	10	11	-1	21
MTL	13	2	3	5	-4	7
NJ	12	0	4	4	2	4
NSH	25	2	2	4	-1	11
NYI	13	1	3	4	5	10
NYR	13	1	2	3	3	4
OTT	12	1	2	3	-2	2
PHI	13	0	7	7	-2	6
PIT	13	3	4	7	3	33
SJ	39	4	16	20	5	36
STL	23	1	4	5	3	47
TB	17	2	9	11	5	28
TOR	12	0	4	4	5	10
VAN	15	2	2	4	-1	21
WSH	17	2	5	7	-7	10
WPG	17	0	4	4	-1	17

BALLARD'S CAREER HIGHLIGHTS

Goals, Game: 2 – vs. LA, 12/29/05	TOI, Game: 30:27 – vs. NYR, 11/25/09
Assists, Game: 4 – vs. FLA, 1/19/06	Goal Streak: 2g – 4/1-4/3/10
Points, Game: 4 – vs. FLA, 1/19/06	Assist Streak: 4g – 1/14-1/21/06
PIM, Game: 19 – vs. TB, 4/11/10	Point Streak: 5g – 3/25-4/3/06
+/-, Game: 4 – vs. LA, 11/30/06	Career Hat Tricks: None
Shots, Game: 5 – three times	Career Shootout: 0-2

2013-14 HIGHLIGHTS

- Registered season highs with plus-3 rating at EDM (2/27), 20:55 in ice time at CGY (2/1), 12 PIM including two fighting majors for first time in his career at PIT (12/19) and five hits at COL (12/14).
- Tallied first goal of season at SJ (1/25) snapping 114-game steak without a goal.
- Had an assist in back-to-back games (0-3=3, 11/1-11/3).
- Missed 16 games with upper-body injury (10/15-10/28, 11/7-11/25) and final 14 games of regular season with lower-body injury (3/18-4/13).

CAREER

- Appeared in 500th career NHL game at FLA (1/9/12).
- Appeared in 10 playoff games with Vancouver in 2011 including Game 4 of Stanley Cup Final at BOS (4/8/11).
- Led Vancouver with 111 blocked shots in 2010-11 and ranked third among team defensemen with 99 hits.
- Appeared in all 82 games for third consecutive season and fourth time in career in 2009-10. Tied career high with eight goals. Led Panthers and ranked third in NHL with career-high 201 blocked shots. Second on team with 156 hits. Set career best in TOI/game at 22:24.
- Set career highs with 172 hits (second on team) and 106 shots on goal with Florida in 2008-09. His 28 assists and 34 points were highest totals since rookie season.
- Recorded 100th point of his career with an assist vs. TB (12/26/08).
- Ranked 10th in the NHL in blocked shots (162) and 10th among NHL defensemen in hits (169) in 2007-08.
- Won Coyotes team award for Hardest Working Player for second straight year in 2006-07 and ranked 10th in the NHL in average shifts/game (30.6).
- Skated in all 82 games during rookie campaign and set career highs in goals, assists, points and PIM in 2005-06. Ranked second in blocked shots (137), seventh in assists (31) and eighth in hits (120) amongst NHL rookies. Led Coyotes in shorthanded goals (three). Co-winner of Coyotes Man of the Year Award.
- Scored shorthanded goal vs. LA (4/13/06) to tie Brian Leetch for NHL record for most shorthanded goals by rookie defenseman (3). Set new Coyotes/Jets record for assists in a game by a rookie with four vs. FLA (1/19). Tallied career-best two goals including first career game-winning goal vs. LA (12/29). Recorded first career multi-point game with two assists at MIN (11/8). Collected first NHL assist at ANA (10/30). Tallied goal in first NHL game at VAN (10/5, Cloutier).
- Finalist for 2004 Hobey Baker Memorial Award.
- Finished career at University of Minnesota seventh on the school's all-time list for goals by a defenseman (33) and 11th in points by a defenseman (100).
- Won back-to-back national championships with University of Minnesota (2002, 2003).
- Ranked fourth in the nation in goals and assists among defensemen in 2002-03. Named to the 2004 NCAA West First All-Tournament Team, the WCHA First All-Star Team in 2003 and 2004, and the 2002 WCHA All-Rookie Team.
- Helped Omaha Lancers capture 2001 USHL championship. Ranked second in scoring among USHL defensemen. Named to 2001 USHL First All-Star Team.

BALLARD'S PROFESSIONAL CAREER

SEASON	TEAM	LEAGUE	GP	G	A	PTS	+/-	PIM	PP	SH	GW	S	S%	BS	H	TOI
2005-06	ARIZONA	NHL	82	8	31	39	-18	99	1	3	1	102	7.8	137	120	19:59
2006-07	ARIZONA	NHL	69	5	22	27	-7	59	2	0	0	79	6.3	135	130	22:00
2007-08	ARIZONA	NHL	82	6	15	21	7	85	2	1	1	105	5.7	162	169	21:16
2008-09	FLORIDA	NHL	82	6	28	34	14	72	1	0	1	106	5.7	136	172	22:23
2009-10	FLORIDA	NHL	82	8	20	28	-7	88	1	0	1	90	8.9	201	156	22:24
2010-11	VANCOUVER	NHL	65	2	5	7	10	53	0	0	0	53	3.8	111	99	15:54
2011-12	VANCOUVER	NHL	47	1	6	7	0	64	0	0	0	41	2.4	63	61	15:33
2012-13	VANCOUVER	NHL	36	0	2	2	-2	29	0	0	0	35	0.0	34	45	15:28
2013-14	MINNESOTA	NHL	45	2	7	9	-7	37	0	0	0	29	6.9	37	58	13:37
WILD TOTALS			45	2	7	9	-7	37	0	0	0	29	6.9	37	58	13:37
NHL TOTALS			590	38	136	174	-10	586	7	4	4	640	5.9	1016	1010	19:30

BALLARD'S PROFESSIONAL POSTSEASON CAREER

SEASON	TEAM	LEAGUE	GP	G	A	PTS	+/-	PIM	PP	SH	GW	S	S%	BS	H	TOI
2010-11	VANCOUVER	NHL	10	0	0	0	-4	6	0	0	0	12	0.0	15	14	14:14
2011-12	VANCOUVER	NHL	4	0	1	1	-1	2	0	0	0	2	0.0	2	6	14:40
2013-14	MINNESOTA	NHL	3	0	0	0	-2	0	0	0	0	2	0.0	2	4	10:45
WILD TOTALS			3	0	0	0	-2	0	0	0	0	2	0.0	2	4	10:45
NHL TOTALS			17	0	1	1	-7	8	0	0	0	16	0.0	19	24	13:43

CAREER TRANSACTIONS

- Signed by Minnesota as a free agent on July 5, 2013; Acquired by Vancouver from Florida with Victor Oreskovich in exchange for Steve Bernier, Michael Grabner and Vancouver's 2010 first-round selection (Quinton Howden), June 25, 2010; Acquired by Florida from Arizona with Nick Boynton and Ottawa's 2008 second-round selection (previously acquired, later traded back to Arizona - Arizona selected Jared Staal) in exchange for Olli Jokinen, June 20, 2008; Acquired by Arizona from Colorado with Derek Morris in exchange for Ossi Vaananen, Chris Gratton and Arizona's 2005 second-round selection (Paul Stastny), March 9, 2004; Acquired by Colorado from Buffalo in exchange for Steve Reinprecht, July 3, 2003; Selected by Buffalo in the first round (11th overall) of the 2002 NHL Entry Draft.
- Signed through 2014-15. Becomes an unrestricted free agent 2015-16.



KEITH BALLARD

25

DEFENSEMAN



JONAS BRODIN

(JOE-nuhs broh-DEEN)

Shoots: Left
Ht: 6-1 • Wt: 194
Born: 7/12/93
Karlstad, SWE

VS. NHL

TEAM	GP	G	A	PTS	+/-	PIM
ANA	6	0	1	1	-2	4
ARI	6	0	1	1	2	0
BOS	2	0	0	0	-1	0
BUF	2	0	1	1	0	0
CAR	1	0	0	0	1	0
CGY	8	0	1	1	6	4
CHI	6	1	0	1	-3	2
CBJ	5	0	1	1	-1	0
COL	9	1	0	1	-1	4
DAL	6	0	4	4	6	2
DET	5	0	2	2	2	2
EDM	7	0	0	0	-4	0
FLA	2	1	0	1	-1	0
LA	6	1	1	2	2	0
MIN	-	-	-	-	-	-
MTL	2	0	1	1	-5	0
NJ	2	0	1	1	0	2
NSH	7	1	0	1	-3	2
NYI	2	1	0	1	2	0
NYR	2	0	0	0	3	0
OTT	2	1	1	2	2	2
PHI	2	0	0	0	1	0
PIT	2	0	0	0	0	0
SJ	6	1	1	2	0	0
STL	8	0	1	1	0	2
TB	2	0	0	0	-2	0
TOR	2	0	0	0	-1	0
VAN	7	1	2	3	-2	0
WSH	2	0	1	1	-1	0
WPG	5	1	0	1	3	6

BRODIN'S CAREER HIGHLIGHTS

Goals, Game: 1 – 10 times
Assists, Game: 1 – 20 times
Points, Game: 2 – at OTT, 11/20/13
PIM, Game: 4 – three times
+/-, Game: 2 – nine times
Shots, Game: 4 – at ARI, 1/19/14

TOI, Game: 29:22 – vs. LA, 4/23/13
Goal Streak: None
Assist Streak: 2g – four times
Point Streak: 3g – 10/10-10/14/13
Career Hat Tricks: None
Career Shootout: 0-0

2013-14 HIGHLIGHTS

- Tallied assist for first career playoff point in Game 1 of Western Conference Quarterfinal Series at COL (4/17).
- Ranked T-27th in NHL in TOI/game. Skated more than 25 minutes 34 times.
- Ranked second on team in blocked shots.
- Set career highs in games played, goals, assists, points, penalty minutes, power-play goals, shots, blocked shots, hits and TOI/game.
- Ranked third on team in TOI/game in playoffs and T-3rd in plus-minus rating.
- Skated in 100th career NHL game vs. TB (2/4).
- Notched career highs with six blocked shots vs. SJ (1/25), four shots at ARI (1/9), three hits vs. COL (11/29) and three-game point streak (1-2=3, 10/10-10/14).
- Recorded season high with 29:18 of ice time at CAR (11/9).
- Tallied first career multi-point game (1-1=2) at OTT (11/20).
- Suffered broken cheekbone in first period vs. NSH (10/22) and missed three games.

CAREER

- As the youngest defenseman in the NHL in 2012-13, led all rookies in TOI/game (23:12), 1:38 more than any other rookie. Total was second-highest by a rookie in franchise history.
- Named to the 2013 NHL All-Rookie Team. Finished fourth in Calder Memorial Trophy voting, first amongst rookie defensemen.
- Ranked second on team in TOI/game (26:23) and blocked shots (13) in 2013 playoffs. TOI/game ranked first amongst NHL rookies and 10th in the NHL.
- Ranked fourth amongst NHL rookies in blocked shots (60) and led all rookie blueliners in takeaways (18) in 2012-13.
- Skated more than 25 minutes in nine games in 2012-13. Ranked 37th in NHL in TOI/game.
- Skated regular-season high 29:22 TOI and netted assist vs. LA (4/23/13).
- Scored first NHL goal and recorded plus-2 rating vs. COL (3/14/13, Varlamov).
- Recalled by Minnesota on Jan. 24, 2013 and tallied assist and 19:05 TOI in NHL debut at DET (1/25/13).
- Totaled four points (2-2=4) in nine games with Houston (AHL) before suffering a broken clavicle (11/2/12).
- Netted four assists in 42 games in 2010-11, before scoring two goals in 14 playoff games to help Farjestads BK Karlstad claim Sweden's playoff championship.
- Scored one goal in seven games for Sweden at the 2012 World Championship.
- Notched four assists as Sweden won gold at the 2012 World Junior Championship.
- Helped Sweden earn silver medal at the 2011 Under-18 World Championship.
- Totaled eight assists and a plus-6 rating in 49 games with Farjestads BK Karlstad in 2011-12.

CAREER TRANSACTIONS

- Selected by Minnesota in the first round (10th overall) of the 2011 NHL Entry Draft.
- Signed through 2014-15. Becomes a restricted free agent 2015-16.

BRODIN'S PROFESSIONAL CAREER

SEASON	TEAM	LEAGUE	GP	G	A	PTS	+/-	PIM	PP	SH	GW	S	S%	BS	H	TOI
2012-13	MINNESOTA	NHL	45	2	9	11	3	10	1	0	0	51	3.9	60	17	23:12
	Houston	AHL	9	2	2	4	2	4	0	0	0	13	15.4	-	-	-
2013-14	MINNESOTA	NHL	79	8	11	19	0	22	3	0	0	74	10.8	117	33	23:54
WILD/NHL TOTALS			124	10	20	30	3	32	4	0	0	125	8.0	177	50	23:39

BRODIN'S PROFESSIONAL POSTSEASON CAREER

SEASON	TEAM	LEAGUE	GP	G	A	PTS	+/-	PIM	PP	SH	GW	S	S%	BS	H	TOI
2012-13	MINNESOTA	NHL	5	0	0	0	-3	0	0	0	0	3	0.0	13	7	26:23
2013-14	MINNESOTA	NHL	13	0	2	2	3	12	0	0	0	11	0.0	16	9	23:38
WILD/NHL TOTALS			18	0	2	2	0	12	0	0	0	14	0.0	29	16	24:24



JONAS BRODIN


**KYLE
BRODZIAK**

(BRAWD-zee-ak)
Shoots: Right
Ht: 6-2 • Wt: 212
Born: 5/25/84
St. Paul, AB, CAN

VS. NHL

TEAM	GP	G	A	PTS	+/-	PIM
ANA	26	6	4	10	-2	10
ARI	27	8	9	17	1	8
BOS	6	0	1	1	-1	4
BUF	6	2	1	3	-1	0
CAR	9	2	3	5	1	0
CGY	41	5	17	22	11	12
CHI	28	5	7	12	-5	6
CBJ	25	2	1	3	-12	4
COL	42	7	14	21	2	35
DAL	28	6	7	13	-2	8
DET	26	1	2	3	-11	10
EDM	25	6	6	12	7	32
FLA	8	2	0	2	2	6
LA	25	0	2	2	-6	21
MIN	16	3	3	6	1	2
MTL	7	1	3	4	-1	2
NJ	7	2	0	2	1	2
NSH	28	2	4	6	-7	6
NYI	8	1	1	2	-1	2
NYR	8	3	3	6	3	6
OTT	7	2	0	2	-1	2
PHI	8	1	2	3	3	2
PIT	8	2	4	6	4	2
SJ	27	7	4	11	-4	22
STL	31	4	4	8	-15	31
TB	9	0	2	2	-2	0
TOR	7	2	1	3	-1	6
VAN	37	7	9	16	-8	38
WSH	7	0	3	3	2	2
WPG	11	0	2	2	-4	4

BRODZIAK'S CAREER HIGHLIGHTS

Goals, Game: 2 – 11 times
Assists, Game: 3 – at CGY, 1/19/11
Points, Game: 3 – four times
PIM, Game: 17 – at COL, 3/6/12
+/-, Game: 4 – at WSH, 1/13/09
Shots, Game: 8 – vs. NSH, 1/31/12

TOI, Game: 24:35 – at MTL, 3/1/12
Goal Streak: 3g – 2/12-2/16/08
Assist Streak: 4g – two times
Point Streak: 6g – 1/19-2/4/12
Career Hat Tricks: None
Career Shootout: 1-3

2013-14 HIGHLIGHTS

- Recorded three assists including primary assist on GWG in Game 7 overtime win at COL (4/30) to set career highs for points and plus-minus (+3) in a playoff game.
- Ranked second on team in shorthanded TOI/game (2:37) and in PIM.
- Recorded season highs with six shots at BOS (3/17), plus-3 rating at ARI (1/9), 20:56 in ice time vs. VAN (12/17), four hits vs. CHI (12/5) and 15 faceoffs won at COL (11/30).
- Tallied assist for 200th career point vs. CHI (1/23) and appeared in 500th career game at ANA (12/11).
- Had four points (1-3=4) and plus-7 rating in six-game span (1/9-1/18).
- Missed final game of the season with an injury, ending a streak of 231 consecutive games played.

CAREER

- Ranks T-8th in NHL in games played since the start of 2007-08 season.
- Tallied two assists in five games in his NHL playoff debut in 2013 Western Conference Quarterfinal Series vs. CHI.
- Led Wild forwards in shorthanded TOI/game (1:54) in 2012-13.
- Tallied 100th career NHL assist vs. COL (1/19/13).
- Established career highs in goals (22), assists (22), points (44), PIM (66), power-play goals (five), shots (160), hits (81) and TOI/game (19:03) in 2011-12.
- Led Minnesota and ranked 11th amongst all NHL players with 70 takeaways in 2011-12.
- Took a career high and team-most 1,429 faceoffs in 2011-12, and posted a career-high 51.6 faceoff win percentage in 2008-09.
- Ranked second on the Wild in goals and PIM, T-2nd in scoring and third in assist and hits in 2011-12.
- Posted a career-high, six-game point streak (3-4=7, 1/19-2/4/12).
- Totaled 59 points (26-33=59) in 175 games during parts of four seasons with Edmonton (2005-09).
- Tallied career-high three assists at CGY (1/19/11).
- Scored a goal vs. CGY for his 100th career point (12/20/10).
- Set a career high with a plus-4 rating at WSH (1/13/09).
- Netted first NHL goal and point vs. STL (3/17/07, Sanford).
- Made NHL debut at CGY (10/15/05).
- Played parts of three AHL seasons (2004-07) with Edmonton, Iowa and Wilkes-Barre/Scranton, including a career-best 56 points (24-32=56) in 62 games with Wilkes-Barre/Scranton in 2006-07.
- Named to the 2004 WHL East First All-Star Team and the 2004 CHL Second All-Star Team after collecting 93 points (39-54=93) in 70 games with Moose Jaw (WHL) in 2003-04.

BRODZIAK'S PROFESSIONAL CAREER

SEASON	TEAM	LEAGUE	GP	G	A	PTS	+/-	PIM	PP	SH	GW	S	S%	BS	H	TOI	FO%
2004-05	Edmonton	AHL	56	6	26	32	1	49	1	0	0	—	—	—	—	—	—
2005-06	EDMONTON	NHL	10	0	0	0	-4	4	0	0	0	7	0.0	4	2	11:02	52.0
	Iowa	AHL	55	12	19	31	7	41	3	0	2	—	—	—	—	—	—
2006-07	EDMONTON	NHL	6	1	0	1	0	2	0	0	0	11	9.1	6	5	17:08	52.1
	W.B./Scranton	AHL	62	24	32	56	12	44	5	1	6	—	—	—	—	—	—
2007-08	EDMONTON	NHL	80	14	17	31	-6	33	0	1	3	125	11.2	38	40	12:55	51.5
2008-09	EDMONTON	NHL	79	11	16	27	4	21	1	1	3	99	11.1	55	60	12:43	51.6
2009-10	MINNESOTA	NHL	82	9	23	32	-3	22	0	0	3	140	6.4	52	69	15:20	48.4
2010-11	MINNESOTA	NHL	80	16	21	37	-4	56	2	1	1	126	12.7	55	52	15:47	48.9
2011-12	MINNESOTA	NHL	82	22	22	44	-15	66	5	0	0	160	13.8	62	81	19:04	49.5
2012-13	MINNESOTA	NHL	48	8	4	12	-18	20	1	1	1	88	9.1	18	54	17:21	49.4
2013-14	MINNESOTA	NHL	81	8	16	24	0	61	0	1	1	115	7.0	41	73	16:13	48.2
WILD TOTALS			373	63	86	149	-40	225	8	3	6	629	10.7	228	329	16:42	48.9
NHL TOTALS			548	89	119	208	-46	285	9	5	12	871	10.2	331	436	15:29	49.4

BRODZIAK'S PROFESSIONAL POSTSEASON CAREER

YEAR	TEAM	LEAGUE	GP	G	A	PTS	+/-	PIM	PP	SH	GW	S	S%	BS	H	TOI	FO%
2005-06	Iowa	AHL	7	1	3	4	-1	2	0	0	1	—	—	—	—	—	—
2006-07	W.B./Scranton	AHL	11	1	5	6	-5	14	1	0	0	—	—	—	—	—	—
2012-13	MINNESOTA	NHL	5	0	2	2	0	4	0	0	0	9	0.0	3	11	20:41	48.5
2013-14	MINNESOTA	NHL	12	3	3	6	-2	2	0	0	0	15	20.0	4	12	13:15	43.3
WILD/NHL TOTALS			17	3	5	8	-2	6	0	0	0	24	12.5	7	23	15:26	45.4

CAREER TRANSACTIONS

- Acquired by Minnesota along with a sixth-round selection in the 2009 NHL Entry Draft (Darcy Kuemper) from Edmonton in exchange for a fourth-round selection (Kyle Bigos) and fifth-round selection (Olivier Roy) in 2009 Entry Draft, June 27, 2009; Selected by Edmonton in the seventh round (214th overall) of the 2003 NHL Entry Draft.
- Signed through 2014-15. Becomes an unrestricted free agent 2015-16.



24

LEFT WING



MATT COOKE

Shoots: Left
Ht: 5-11 • Wt: 216
Born: 9/7/78
Belleville, ON, CAN

VS. NHL

TEAM	GP	G	A	PTS	+/-	PIM
ANA	36	9	6	15	13	40
ARI	34	4	8	12	10	40
BOS	32	6	10	16	2	52
BUF	31	3	9	12	1	39
CAR	27	3	3	6	-6	18
CGY	48	2	12	14	0	38
CHI	39	8	9	17	2	48
CBJ	32	5	9	14	3	48
COL	48	6	7	13	-14	55
DAL	38	5	8	13	5	54
DET	39	8	9	17	2	24
EDM	52	9	8	17	3	42
FLA	29	3	7	10	5	16
LA	35	5	4	9	-4	42
MIN	44	7	13	20	-2	67
MTL	29	6	4	10	2	20
NJ	34	6	4	10	-2	29
NSH	40	5	15	20	6	32
NYI	34	5	11	16	15	34
NYR	33	6	4	10	3	75
OTT	30	4	8	12	-2	28
PHI	38	12	7	19	7	39
PIT	10	2	0	2	1	7
SJ	37	7	6	13	-5	45
STL	36	5	9	14	2	33
TB	28	5	6	11	10	22
TOR	37	7	8	15	1	55
VAN	7	3	1	4	1	15
WSH	28	3	6	9	-5	24
WPG	32	4	14	18	7	41

COOKE'S CAREER HIGHLIGHTS

Goals, Game: 2 – 14 times	TOI, Game: 23:20 – at NYR, 2/1/11
Assists, Game: 2 – 22 times	Goal Streak: 2g – 19 times
Points, Game: 3 – five times	Assist Streak: 4g – 3/17-3/23/03
PIM, Game: 20 – at MIN, 2/19/04	Point Streak: 5g – 11/8-11/18/08
+/-, Game: 3 – seven times	Career Hat Tricks: None
Shots, Game: 7 – two times	Career Shootout: 0-0

2013-14 HIGHLIGHTS

- Led team in hits and ranked first in blocked shots amongst team forwards. Set a new career high with 61 blocked shots.
- One of three players to skate in all 82 games (Pominville, Suter).
- Skated in 1,000th NHL game vs. EDM (3/11) to become 288th player in NHL history to reach milestone and fourth with Wild (Keith Carney, Andrew Brunette, Matt Cullen).
- Whistled for season-high 12 PIM at COL (1/30).
- Skated season-high 18:46 vs. EDM (1/16).
- Tallied game-winning goal and an assist in back-to-back games: vs. WPG (10/10), vs. DAL (10/12).
- Scored goal in first shift as member of Wild, 1:04 into contest vs. LA (10/3).

CAREER

- Has hit double digits in goals 11 times in his career. Topped 30-point mark seven times.
- Tied playoff career high with an assist in three straight games (0-3=3, 5/19-5/24/13) vs. Ottawa during 2013 playoffs. Led Pittsburgh with 63 hits.
- Led team forwards in blocked shots, was second in shorthanded TOI/game (2:11) and ranked fifth on Pittsburgh in hits in 2012-13.
- Recorded 200th career NHL assist vs. TB (2/24/13).
- Won Penguins' Edward J. DeBartolo "Community Service" Award for his tremendous time and effort working on community and charity projects following 2012-13 season.
- Key component of Penguins PK unit. Pittsburgh ranked first in the NHL in 2010-11 (86.1%) and third in 2011-12 (87.8%). Penguins finished with top-rated PK unit for first time in team history in 2010-11 and set a franchise-high 87.8% in 2011-12.
- Team recipient of 2012 Bill Masterton Award, nominated by Pittsburgh chapter of Professional Hockey Writers Association "to the player who best exemplifies qualities of perseverance, sportsmanship and dedication to hockey" for transforming his game.
- Set career highs in goals and shots, tied his career high with four game-winning goals and posted the second-best point total of his career in 2011-12 with 38 points.
- Won Stanley Cup with Pittsburgh in 2009.
- Represented Canada at 2004 World Championship (gold) and 1998 World Junior Championship.
- Has been suspended six times by the NHL missing 20 regular season games, first round of 2011 Stanley Cup Playoff series and seven games during 2014 Stanley Cup Playoffs.
- The Cooke Family Foundation of Hope is a non-profit foundation established in 2006. The Foundation provides opportunities and assistance to registered charity organizations within Canada. The Foundation's efforts focus on those organizations that provide assistance to individuals faced with health, financial and emotional life challenges.
- Donated \$5,000 to Defending The Blue Line in memory of Derek Boogaard, who also wore the Wild No. 24 jersey.

CAREER TRANSACTIONS

- Signed by Minnesota as a free agent on July 5, 2013; Signed by Pittsburgh as a free agent on July 5, 2008; Acquired by Washington from Vancouver in exchange for Matt Pettinger, Feb., 26, 2008; Selected by Vancouver in the sixth round (144th overall) of the 1997 NHL Entry Draft.
- Signed through 2015-16. Becomes an unrestricted free agent 2016-17.

COOKE'S PROFESSIONAL CAREER

SEASON	TEAM	LEAGUE	GP	G	A	PTS	+/-	PIM	PP	SH	GW	S	S%	BS	H	TOI	FO%
1998-99	VANCOUVER	NHL	30	0	2	2	-12	27	0	0	0	22	0.0	-	-	-	40.2
	Syracuse	AHL	37	15	18	33	119	-28	8	0	3	98	15.3	-	-	-	-
1999-00	VANCOUVER	NHL	51	5	7	12	3	39	0	1	1	58	5.6	-	-	-	39.4
	Syracuse	AHL	18	5	8	13	27	2	1	0	0	52	9.6	-	-	-	-
2000-01	VANCOUVER	NHL	81	14	13	27	5	94	0	2	0	121	11.6	-	-	14:35	43.0
2001-02	VANCOUVER	NHL	82	13	20	33	4	111	1	0	2	103	12.6	-	-	14:03	32.1
2002-03	VANCOUVER	NHL	82	15	27	42	21	82	1	4	0	118	12.7	-	-	13:24	35.5
2003-04	VANCOUVER	NHL	53	11	12	23	5	73	1	1	4	79	13.9	-	-	14:06	52.9
2004-05		Did Not Play															
2005-06	VANCOUVER	NHL	45	8	10	18	-8	71	0	0	2	67	11.9	14	129	13:57	24.0
2006-07	VANCOUVER	NHL	81	10	20	30	0	64	1	0	3	133	7.5	36	209	15:37	47.4
2007-08	VANCOUVER	NHL	61	7	9	16	-4	64	0	0	1	68	10.3	29	154	13:24	42.3
	WASHINGTON	NHL	17	3	4	7	5	27	0	1	0	18	16.7	9	44	12:19	50.0
2008-09	PITTSBURGH	NHL	76	13	18	31	0	101	0	0	1	86	15.1	37	262	14:13	36.8
2009-10	PITTSBURGH	NHL	79	15	15	30	17	106	2	0	1	105	14.3	54	183	14:47	54.2
2010-11	PITTSBURGH	NHL	67	12	18	30	14	129	0	3	2	95	12.6	39	192	15:38	27.6
2011-12	PITTSBURGH	NHL	82	19	19	38	5	44	1	2	4	147	12.9	41	160	15:41	54.5
2012-13	PITTSBURGH	NHL	48	8	13	21	-2	36	0	0	1	61	13.1	41	97	14:43	21.4
2013-14	MINNESOTA	NHL	82	10	18	28	8	54	0	1	3	104	9.6	61	190	15:24	38.5
WILD TOTALS			82	10	18	28	8	54	0	1	3	104	9.6	61	190	15:24	38.5
NHL TOTALS			1017	163	225	388	61	1122	7	15	25	1385	11.8	422	2056	14:35	41.5


COOKE'S PROFESSIONAL POSTSEASON CAREER

YEAR	TEAM	LEAGUE	GP	G	A	PTS	+/-	PIM	PP	SH	GW	S	S%	BS	H	TOI	FO%
2000-01	VANCOUVER	NHL	4	0	0	0	-3	4	0	0	0	1	0.0	-	-	12:04	40.0
2001-02	VANCOUVER	NHL	6	3	2	5	3	0	1	0	0	11	27.3	-	-	15:09	-
2002-03	VANCOUVER	NHL	14	2	1	3	3	12	0	0	0	15	13.3	-	-	14:06	22.2
2003-04	VANCOUVER	NHL	7	3	1	4	3	12	0	0	1	15	20.0	-	-	18:23	66.7
2006-07	VANCOUVER	NHL	1	0	0	0	0	2	0	0	0	1	0.0	0	4	9:51	-
2007-08	WASHINGTON	NHL	7	0	0	0	-1	4	0	0	0	8	0.0	2	22	13:55	50.0
2008-09	PITTSBURGH	NHL	24	1	6	7	-2	22	0	0	0	31	3.2	14	85	15:09	28.6
2009-10	PITTSBURGH	NHL	13	4	2	6	-4	22	0	0	0	18	22.2	5	41	15:11	28.6
2011-12	PITTSBURGH	NHL	6	0	4	4	3	16	0	0	0	3	0.0	2	21	16:13	50.0
2012-13	PITTSBURGH	NHL	15	0	4	4	1	35	0	0	0	17	0.0	6	63	15:08	66.7
2013-14	MINNESOTA	NHL	6	0	3	3	1	8	0	0	0	4	0.0	5	32	15:60	50.0
WILD TOTALS			6	0	3	3	1	8	0	0	0	4	0.0	5	32	15:60	50.0
NHL TOTALS			97	13	20	33	3	129	1	0	1	120	10.8	29	236	15:02	37.8



MATT COOKE

3 CENTER



**CHARLIE
COYLE**

Shoots: Right
Ht: 6-3 • Wt: 221
Born: 3/2/92
E. Weymouth, MA, USA

VS. NHL

TEAM	GP	G	A	PTS	+/-	PIM
ANA	5	0	0	0	-1	2
ARI	6	0	0	0	3	0
BOS	2	0	0	0	-3	0
BUF	1	0	0	0	1	0
CAR	1	0	0	0	-1	0
CGY	8	1	2	3	0	13
CHI	5	1	1	2	0	0
CBJ	4	1	0	1	-3	15
COL	8	2	1	3	-3	0
DAL	5	1	1	2	1	0
DET	3	2	2	4	4	2
EDM	6	2	4	6	1	4
FLA	1	1	0	1	0	0
LA	6	2	1	3	1	2
MIN	—	—	—	—	—	—
MTL	2	0	0	0	0	2
NJ	1	0	0	0	-1	0
NSH	5	0	2	2	-1	2
NYI	2	0	0	0	1	0
NYR	2	0	0	0	-2	0
OTT	2	0	1	1	0	0
PHI	2	1	0	1	1	2
PIT	2	0	2	2	1	2
SJ	6	1	0	1	0	6
STL	7	0	2	2	-4	2
TB	1	0	0	0	1	0
TOR	1	0	1	1	1	7
VAN	7	3	1	4	0	0
WSH	2	1	1	2	-1	0
WPG	4	1	2	3	0	0

COYLE'S CAREER HIGHLIGHTS

Goals, Game: 2 – vs. COL, 1/11/14	TOI, Game: 22:29 – vs. ARI, 11/27/13
Assists, Game: 2 – two times	Goal Streak: 3g – 3/22-3/26/14
Points, Game: 2 – five times	Assist Streak: 2g – two times
PIM, Game: 15 – vs. CBJ, 4/13/13	Point Streak: 4g – three times
+/-, Game: 2 – five times	Career Hat Tricks: None
Shots, Game: 6 – at WPG, 12/27/13	Career Shootout: 1-4

2013-14 HIGHLIGHTS

- Ranked third on team in hits.
- Ranked T-3rd on team in playoff scoring.
- Finished regular season scoring 10 points (5-5=10) in final 12 games.
- Recorded career highs with six hits at LA (3/31), 11 faceoffs won (11-of-18) vs. OTT (1/14), six shots at WPG (12/27) and 22:29 in TOI vs. ARI (11/27).
- Skated in 100th NHL game at ARI (3/29).
- Tied career high with four-game point streak (3-2=5, 3/22-3/27).
- Had a career high three-game goal streak (3-1=4, 3/22-3/26).
- Converted first career penalty shot attempt vs. DET (3/22, Howard).
- Tallied two goals in 40 seconds in second period vs. COL (1/11) for first multi-goal game of career and fastest two goals scored by Wild player at home.
- Scored first career shootout goal (deciding goal) at WPG (11/23).
- Missed 12 games with knee sprain (10/8-10/28, 11/3).

CAREER

- Split 2012-13 season between Minnesota (NHL) and Houston (AHL).
- Collected 14 points (8-6=14) in 37 games with Minnesota and 25 points (14-11=25), including five power-play goals in 47 games with Houston.
- Made NHL debut at ARI (2/4/13), scored first NHL goal at CGY (2/23/13, MacDonald) and tallied first NHL assist and multi-point game with a goal and assist vs. EDM (3/3/13).
- Earned the Guy Lafleur Trophy as MVP of the 2012 QMJHL Playoffs after tying for the league lead with 34 points (15-19=34), including a league-high five game-winning goals and a plus-27 rating, in 17 playoff contests.
- Finished 2011-12 season with 38 points (15-23=38) and a plus-23 rating in 23 games with Saint John (QMJHL) as a linemate of Wild prospect Zack Phillips.
- Started 2011-12 playing 16 games with Boston University, totaling 14 points (3-11=14).
- Named 2010-11 Hockey East Rookie of the Year after posting 26 points (7-19=26) in 37 games with Boston University. Ranked tied for fourth on the team in scoring.
- Totaled six points (2-4=6) to help Team USA win bronze at the 2011 World Junior Championship and posted five points (4-1=5) at the 2012 World Junior Championship.
- Skated for the United States Under-18 Select Team at the Ivan Hlinka Memorial Tournament and the Four Nations Cup in 2009, after participating at the 2008 USA Select Under-16 Festival.
- Posted 63 points (21-42=63) in 42 games with the South Shore Kings (EJHL) in 2009-10.

CAREER TRANSACTIONS

- Acquired from San Jose with Devin Setoguchi and a 2011 first-round selection (Zack Phillips) in exchange for Brent Burns and a 2012 second-round selection, June 24, 2011; Selected by San Jose in the first round (28th overall) of the 2010 NHL Entry Draft.
- Signed through 2014-15 season. Becomes a restricted free agent 2015-16.

COYLE'S PROFESSIONAL CAREER

SEASON	TEAM	LEAGUE	GP	G	A	PTS	+/-	PIM	PP	SH	GW	S	S%	BS	H	TOI	FO%
2012-13	MINNESOTA	NHL	37	8	6	14	3	28	1	0	2	50	16.0	9	50	15:04	34.6
	Houston	AHL	47	14	11	25	-8	22	5	0	4	70	20.0	—	—	—	—
2013-14	MINNESOTA	NHL	70	12	18	30	-7	33	2	0	2	135	8.9	37	108	17:05	41.9
WILD/NHL TOTALS			107	20	24	44	-4	61	3	0	4	185	10.8	46	158	16:23	41.5

COYLE'S PROFESSIONAL POSTSEASON CAREER

YEAR	TEAM	LEAGUE	GP	G	A	PTS	+/-	PIM	PP	SH	GW	S	S%	BS	H	TOI	FO%
2012-13	MINNESOTA	NHL	5	0	2	2	-4	2	0	0	0	11	0.0	2	13	18:10	33.3
2013-14	MINNESOTA	NHL	13	3	4	7	-2	6	1	0	1	23	13.0	4	31	17:50	44.4
WILD/NHL TOTALS			18	3	6	9	-6	8	1	0	1	34	8.8	6	44	17:55	40.7



CHARLIE COYLE

14

RIGHT WING



JUSTIN FONTAINE

Shoots: Right
Ht: 5-10 • Wt: 175
Born: 11/6/87
Bonnyville, AB, CAN

VS. NHL

TEAM	GP	G	A	PTS	+/-	PIM
ANA	3	0	0	0	-2	0
ARI	3	3	0	3	3	0
BOS	2	0	0	0	0	2
BUF	2	0	1	1	2	0
CAR	2	1	0	1	0	2
CGY	3	1	0	1	1	0
CHI	5	1	3	4	0	0
CBJ	1	0	0	0	0	0
COL	3	0	0	0	-4	0
DAL	3	1	0	1	2	4
DET	2	0	0	0	-2	0
EDM	2	1	0	1	1	0
FLA	2	0	0	0	0	2
LA	3	0	0	0	0	0
MIN	-	-	-	-	-	-
MTL	2	1	0	1	0	0
NJ	2	0	0	0	0	2
NSH	5	1	1	2	2	4
NYI	2	2	1	3	2	0
NYR	-	-	-	-	-	-
OTT	2	0	1	1	1	2
PHI	1	0	0	0	-1	0
PIT	1	0	0	0	0	0
SJ	3	0	1	1	1	4
STL	2	0	0	0	0	0
TB	1	0	0	0	0	0
TOR	2	0	0	0	0	0
VAN	1	0	0	0	-1	0
WSH	1	0	0	0	0	2
WPG	5	1	0	1	1	2

FONTAINE'S CAREER HIGHLIGHTS

Goals, Game: 3 – at ARI, 1/9/14
Assists, Game: 1 – eight times
Points, Game: 3 – at ARI, 1/9/14
PIM, Game: 4 – two times
+/-, Game: 3 – at ARI, 1/9/14
Shots, Game: 5 – vs. MTL, 11/1/13

TOI, Game: 17:24 vs. ARI, 11/27/13
Goal Streak: 2g – 12/27-12/29/13
Assist Streak: None
Point Streak: 2g – 12/27-12/29/13
Career Hat Tricks: 1
Career Shootout: 1-1

2013-14 HIGHLIGHTS

- Ranked tied for fourth on team in goals and T-12th amongst NHL rookies. Goal total was third-highest by a Wild rookie. Plus-minus rating ranks T-2nd all-time by a Wild rookie.
- Recorded hat trick at ARI (1/9), including first power-play goal of career, to become first rookie in Wild history to score three goals in game.
- Tallied game's first goal in Game 4 of Western Conference Semifinal Series vs. CHI (5/9, Crawford) for first career playoff goal.
- Registered an assist in Game 3 of Western Conference Semifinal Series vs. CHI (5/6) for first career playoff point.
- Tallied deciding shootout goal in first career attempt at VAN (2/28).
- Tallied a goal in consecutive games (12/27, 12/29).
- Established career highs with five shots vs. MTL (11/1), 17:24 in ice time vs. ARI (11/27), two blocked shots at ARI (1/9) and two hits at ARI (3/29).
- Recorded first career NHL assist at OTT (11/20) and first career game-winning goal vs. NSH (10/22).
- Collected first NHL goal 12 seconds into contest to set franchise record for fastest Wild goal to start a game vs. DAL (Ellis, 10/12). Goal matched NHL record for fastest first career goal (Rick Boh, North Stars, 1988).
- Made NHL debut vs. LA (10/3).
- Missed one game with upper-body injury (1/4) and one game with illness (2/4).

CAREER

- Led Houston Aeros (AHL) in scoring in 2012-13, ranked second in goals, power-play goals (12) and assists and fourth with plus-19 rating. Point total ranked T-18th in the AHL.
- Led Aeros in playoff scoring in 2012-13.
- Ranked second on team in scoring during 2011-12 season and sixth overall amongst AHL rookies. Finished first on team in assists, tied for second in games played, tied for third in goals and power-play goals (7).
- Played four seasons at the University of Minnesota Duluth (WCHA) and helped Bulldogs win 2011 NCAA Championship at Xcel Energy Center.
- Recorded 164 points (62-102=164) and 90 PIM in 159 games with the Bulldogs (2007-11).
- Ranked third in WCHA scoring in 2010-11. Led team with 12 power-play goals and ranked second in goals, assists and points.
- Led team in goals, power-play goals (13), game-winning goals (6) and finished second in scoring in 2009-10.
- Led team in assists and power-play goals (11), ranked second in goals and scoring in 2008-09.
- Played two seasons for the Bonnyville Pontiacs in the Alberta Junior Hockey League (AJHL) and collected 152 points (56-96=152) in 102 contests.
- Named one of the Top 50 AJHL Players of All-Time.

CAREER TRANSACTIONS

- Signed as a free agent by Minnesota on April 19, 2011.
- Signed through 2015-16. Becomes an unrestricted free agent 2016-17.

FONTAINE'S PROFESSIONAL CAREER

SEASON	TEAM	LEAGUE	GP	G	A	PTS	+/-	PIM	PP	SH	GW	S	S%	BS	H	TOI	FO%
2011-12	Houston	AHL	73	16	39	55	-3	32	7	0	4	131	12.2	-	-	-	-
2012-13	Houston	AHL	64	23	33	56	10	18	10	0	3	147	15.6	-	-	-	-
2013-14	MINNESOTA	NHL	66	13	8	21	6	26	1	0	1	79	16.5	23	9	12:15	100.0
WILD/NHL TOTALS			66	13	8	21	6	26	1	0	1	79	16.5	23	9	12:15	100.0

FONTAINE'S PROFESSIONAL POSTSEASON CAREER

YEAR	TEAM	LEAGUE	GP	G	A	PTS	+/-	PIM	PP	SH	GW	S	S%	BS	H	TOI	FO%
2011-12	Houston	AHL	4	0	0	0	10	0	0	0	0	3	0.0	-	-	-	-
2012-13	Houston	AHL	5	3	5	8	6	4	1	0	0	17	17.6	-	-	-	-
2013-14	MINNESOTA	NHL	9	1	1	2	0	2	0	0	0	13	7.7	3	4	11:06	-
WILD/NHL TOTALS			9	1	1	2	0	2	0	0	0	13	7.7	3	4	11:06	-



JUSTIN FONTAINE

64

CENTER



MIKAEL GRANLUND

(mik-KIGH-ehl GRAHN-lund)
Shoots: Left
Ht: 5-10 • Wt: 185
Born: 2/26/92
Oulu, FIN

VS. NHL

TEAM	GP	G	A	PTS	+/-	PIM
ANA	3	1	1	2	0	2
ARI	5	0	1	1	2	0
BOS	1	0	1	1	-1	0
BUF	2	0	1	1	0	0
CAR	2	0	1	1	1	4
CGY	6	0	3	3	-2	2
CHI	6	0	5	5	-1	2
CBJ	4	0	1	1	-2	2
COL	4	2	3	5	-1	0
DAL	5	0	0	0	0	2
DET	4	0	3	3	2	0
EDM	6	2	3	5	3	0
FLA	2	0	1	1	1	0
LA	4	0	4	4	1	0
MIN	—	—	—	—	—	—
MTL	2	0	2	2	0	0
NJ	2	2	0	2	2	0
NSH	6	0	2	2	0	2
NYI	2	1	0	1	-1	4
NYR	2	0	2	2	0	0
OTT	2	0	0	0	-1	4
PHI	1	1	0	1	-1	0
PIT	—	—	—	—	—	—
SJ	2	0	1	1	-1	0
STL	5	0	0	0	-2	2
TB	2	0	0	0	-1	0
TOR	2	0	0	0	0	2
VAN	3	0	2	2	-3	0
WSH	2	1	1	2	1	0
WPG	3	0	1	1	-3	0

GRANLUND'S CAREER HIGHLIGHTS

Goals, Game: 1 – 10 times
Assists, Game: 2 – six times
Points, Game: 3 – at COL, 1/30/14
PIM, Game: 4 – vs. OTT, 1/14/14
+/-, Game: 2 – five times
Shots, Game: 5 – three times

TOI, Game: 22:00 – at COL, 1/30/14
Goal Streak: 2g – two times
Assist Streak: 5g – 1/23-2/1/14
Point Streak: 5g – two times
Career Hat Tricks: None
Career Shootout: 0-2

2013-14 HIGHLIGHTS

- Ranked T-1st on team in goals, second in shots and T-3rd in scoring in playoffs.
- Netted GWG in 1-0 overtime win in Game 3 of Western Conference Quarterfinal Series vs. COL (4/21) to become fifth player in last 75 years to score his first career playoff goal in 1-0 OT game (Elias Sports Bureau).
- Ranked third on team in assists and fifth in scoring during regular season.
- Tallied 21 points (5-16=21) in his last 24 games of season (1/23-3/31).
- Led Finland and ranked T-3rd in Olympic scoring with seven points (3-4=7) in six games. Named to All-Tournament Team as Finland captured bronze medal.
- Registered career highs with five hits at LA (3/31), 13 faceoffs won at VAN (2/28), three points (1-2=3) and 22:00 in TOI at COL (1/30).
- Tallied a goal in consecutive games twice (1/28-1/30, 3/18-3/20).
- Had eight points during career-best five-game assist streak (2-6=8, 1/23-2/1).
- Led team with 12 points (2-10=12) in 14 January games.
- Tallied first career power-play goal at PHI (12/23) and first-career game-winning goal vs. NJ (11/3).
- Recorded seven points during five-game point streak (1-6=7, 10/24-11/3).
- Assisted on both Wild goals for first career multi-point game vs. LA (10/3).
- Missed 19 games with upper-body injury: 11/23-11/25, 11/29-12/19, 4/3-4/13.

CAREER

- Split 2012-13 season between Houston (AHL) and Minnesota (NHL) during first year of hockey in North America.
- Scored first career NHL goal in NHL debut vs. COL (1/19, Varlamov) and collected eight points (2-6=8) in 27 games with Minnesota.
- Recorded 28 points (10-18=28) including four power-play goals in 29 games with Houston and was named AHL Rookie of the Month in October after scoring 10 points (3-7=10) and a plus-5 rating in seven games.
- Ranked sixth in the Finnish League in scoring, seventh in assists and 11th in goals despite missing 15 games in 2011-12.
- Recorded three points (1-2=3) in four games at 2013 World Championship as Finland lost to United States in Bronze Medal Game.
- Served as captain at 2012 World Junior Championship and ranked tied for second in tournament scoring with 11 points (2-9=11) in seven matches as Finland placed fourth.
- Posted five points (1-4=5) in 10 games as Finland finished fourth in 2012 World Championship.
- Won a gold medal at 2011 World Championship. Ranked second on team and tied for fifth in tournament scoring with nine points (2-7=9) in nine games.
- Led Finland with seven points (1-6=7) in six games at 2010 World Junior Championship.
- Ranked second on team and third in tournament scoring with 13 points (4-9=13) in six games at 2010 World Under-18 Championship helping Finland claim Bronze Medal.
- Notched three points (1-2=3) in six games at 2009 World Junior Championship.
- Ranked tied for third in tournament scoring with 13 points (2-11=13) to help Finland win bronze medal at 2009 Under-18 World Championship.
- Helped HIFK Helsinki win 2011 playoff championship ranking tied for first in playoff scoring with 16 points (5-11=16) in 15 games.
- Named 2010 Rookie of the Year in Finland after scoring 40 points (13-27=40) in 43 games.

GRANLUND'S PROFESSIONAL CAREER

SEASON	TEAM	LEAGUE	GP	G	A	PTS	+/-	PIM	PP	SH	GW	S	S%	BS	H	TOI	FO%
2012-13	MINNESOTA	NHL	27	2	6	8	-4	6	0	0	0	36	5.6	8	15	13:11	47.1
	Houston	AHL	29	10	18	28	-1	8	4	0	2	53	18.9	-	-	-	-
2013-14	MINNESOTA	NHL	63	8	33	41	-3	22	2	0	2	104	7.7	46	38	17:19	52.6
WILD/NHL TOTALS			90	10	39	49	-7	28	2	0	2	140	7.1	54	53	16:05	51.5

GRANLUND'S PROFESSIONAL POSTSEASON CAREER

YEAR	TEAM	LEAGUE	GP	G	A	PTS	+/-	PIM	PP	SH	GW	S	S%	BS	H	TOI	FO%
2012-13	Houston	AHL	5	1	1	2	-2	4	1	0	0	7	14.3	-	-	-	-
2013-14	MINNESOTA	NHL	13	4	3	7	3	2	0	0	1	35	11.4	13	14	18:01	54.1
WILD/NHL TOTALS			13	4	3	7	3	2	0	0	1	35	11.4	13	14	18:01	54.1

CAREER TRANSACTIONS

- Selected by Minnesota in the first round (ninth overall) of the 2010 NHL Entry Draft.
- Signed through 2014-15. Becomes a restricted free agent 2015-16.



MIKAEL GRANLUND

37

GOALTENDER



JOSH HARDING

Catches: Right
Ht: 6-1 • Wt: 200
Born: 6/18/84
Regina, SK, CAN

VS. NHL

TEAM	GP	W-L-OT	GAA	SHO	SV%
ANA	8	3-5-0	2.53	1	0.917
ARI	2	1-0-0	0.65	0	0.980
BOS	—	—	—	—	—
BUF	4	3-1-0	1.50	0	0.957
CAR	3	2-1-0	2.18	0	0.923
CGY	10	3-5-1	2.29	0	0.921
CHI	11	7-3-0	2.58	1	0.918
CBJ	3	1-2-0	3.69	0	0.880
COL	11	4-3-2	1.89	1	0.930
DAL	6	3-1-0	2.36	1	0.911
DET	13	4-6-2	3.40	1	0.905
EDM	12	2-5-1	2.88	1	0.902
FLA	2	1-0-1	1.44	0	0.935
LA	6	2-3-0	2.99	0	0.899
MIN	—	—	—	—	—
MTL	4	1-2-1	3.10	0	0.882
NJ	3	1-0-0	0.47	1	0.983
NSH	12	5-6-1	2.52	1	0.913
NYI	1	0-1-0	5.00	0	0.839
NYR	2	1-1-0	3.03	0	0.910
OTT	2	1-1-0	3.04	0	0.897
PHI	2	1-1-0	2.50	1	0.909
PIT	1	0-1-0	4.00	0	0.852
SJ	4	2-1-0	3.55	0	0.908
STL	13	6-4-1	1.93	0	0.936
TB	1	0-1-0	2.00	0	0.931
TOR	2	1-0-0	0.74	0	0.962
VAN	9	3-4-0	2.32	1	0.920
WSH	2	0-1-1	1.92	0	0.940
WPG	2	2-0-0	1.00	0	0.946

HARDING'S CAREER HIGHLIGHTS

Saves, Game: 47 – at STL, 1/14/12
Shots Faced, Game: 49 – at STL, 1/14/12
Goals Allowed, Game: 8 – at DAL, 12/26/07
Consecutive Starts: 7g – 3/11-3/21/10
Winning Streak: 5g – 10/22-11/5/13

Point Streak: 11g – 9-0-2, 10/19-11/17/13
Losing Streak: 5g – two times
Shutout Streak: 131:36 (11/30-12/5/13)
Shutouts: 10 – last, vs. PHI, 12/2/13
Career Shootout Record: 14-10 (52/73, .712 SV%)

2013-14 HIGHLIGHTS

- Ranked first in the NHL with a 1.65 GAA and a .933 SV% and set career highs in wins (18), shutouts (3), shutout streak (131:36), GAA and SV%.
- Set franchise record for GAA in a season and tied best SV% (Roslson, 2003-04).
- Nominated by Twin Cities chapter of the Professional Hockey Writers' Association for Bill Masterton Memorial Trophy (4/8).
- Went 14-3-0 with a 1.57 GAA, .934 SV% and three shutouts in 17 games at Xcel Energy Center.
- Career-best shutout streak of 131:36 was snapped in second period vs. CHI (12/5).
- Named NHL's Third Star for November after going 8-2-2 with a 1.88 GAA, .926 SV% and one shutout in 12 games (11 starts). First Wild player to be named a Star of the Month. Named NHL's Third Star of the Week (11/18).
- Went 9-0-2 with a 1.29 GAA and a .945 SV% in 11-game span (10/19-11/17).
- Missed three game with lower-body injury (10/26, 11/23, 11/25) and 44 games with illness (12/19-12/27, 1/2-4/13).

CAREER

- Owns a 37-14-2 record with a 1.96 GAA, .927 SV% and seven shutouts in 63 career games at Xcel Energy Center.
- His .712 SV% ranks eighth in the NHL amongst active goaltenders that have faced at least 50 shootout attempts.
- Started all five games for Minnesota in 2013 Western Conference Quarterfinal Series against Chicago.
- Stopped 35-of-37 shots during his first NHL playoff start, an overtime loss in Game 1 of Western Conference Quarterfinal at CHI (4/30), having been named the starter after warm-ups.
- Awarded the 2013 Bill Masterton Memorial Trophy by PHWA for perseverance, sportsmanship and dedication to hockey, becoming the first Wild player to win a voted-on NHL Award.
- Posted a 24-save shutout vs. DAL in his first appearance of season (1/20/13).
- Diagnosed with multiple sclerosis prior to the 2012-13 season. Placed on Injured Reserve (2/12/13) and missed 33 games as he battled multiple sclerosis.
- Started Harding's Hope (HardingsHope.org), a charity to raise awareness and assist people living with multiple sclerosis following 2012-13 season.
- Earned a shootout win in his 100th NHL game vs. SJ (1/10/12).
- Named NHL First Star of the Week after going 3-0-0 with a 0.99 GAA and a .968 SV% (11/7/11).
- Missed the entire 2010-11 season after suffering a torn ACL and MCL in his right knee during a preseason game at STL (9/24/10).
- Became the first goalie to post three shutouts in his first eight NHL starts in 2007-08 since Ed Chadwick 1956 (Elias).
- Made NHL debut vs. STL (4/4/06) and became first goaltender in NHL history to appear in a shootout in his first NHL game. Posted a 27-save shutout in his second career game vs. CHI (4/11/06).
- Established a new Wild rookie record with a .960 SV% in 2006-07.
- Named to the Canadian All-Star Team for the 2006 AHL All-Star Classic and ranked T-1st in SV% (.922), fourth in wins (29) and 13th in GAA (2.68) in 2005-06.

HARDING'S PROFESSIONAL CAREER

SEASON	TEAM	LEAGUE	GP	W	L	OT	GA	GAA	SV	SV%	SO	MIN
2004-05	Houston	AHL	42	21	16	3	80	2.01	—	.930	4	2,388
2005-06	MINNESOTA	NHL	3	2	1	0	8	2.59	75	.904	1	185
	Houston	AHL	42	29	8	0	99	2.68	1,128	.919	2	2,215
2006-07	MINNESOTA	NHL	7	3	2	1	7	1.16	167	.960	1	361
	Houston	AHL	38	17	16	4	94	2.48	1,078	.913	1	2,270
2007-08	MINNESOTA	NHL	29	11	15	2	77	2.94	761	.908	1	1,571
2008-09	MINNESOTA	NHL	19	3	9	1	32	2.21	421	.929	0	870
2009-10	MINNESOTA	NHL	25	9	12	0	66	3.05	626	.905	1	1,300
2010-11	MINNESOTA	NHL	DID NOT PLAY - INJURED									
2011-12	MINNESOTA	NHL	34	13	12	4	81	2.62	900	.917	2	1,855
2012-13	MINNESOTA	NHL	5	1	1	0	10	3.24	63	.863	0	185
2013-14	MINNESOTA	NHL	29	18	7	3	46	1.65	644	.933	3	1,668
WILD/NHL TOTALS			151	60	59	11	327	2.45	3,657	.918	10	7,995

HARDING'S PROFESSIONAL POSTSEASON CAREER

SEASON	TEAM	LEAGUE	GP	W	L	GA	GAA	SV	SV%	SO	MIN
2004-05	Houston	AHL	2	0	2	8	4.03	67	.893	0	119
2005-06	Houston	AHL	8	4	4	30	3.79	234	.886	0	476
2007-08	MINNESOTA	NHL	1	0	0	0	0.00	11	1.000	0	20
2012-13	MINNESOTA	NHL	5	1	4	12	2.94	123	.911	0	245
2013-14	MINNESOTA	NHL	DID NOT PLAY - ILLNESS								
WILD/NHL TOTALS			6	1	4	12	2.72	134	.918	0	265

- Ranked fifth amongst AHL goalies with a 2.01 GAA during his first professional season in 2004-05.
- Earned a silver medal with Team Canada at the 2004 World Junior Championship.
- Named WHL MVP and Goaltender of the Year in 2002-03, T-2nd amongst all goalies with a .914 SV%.
- Set a Regina (WHL) franchise record with a 2.39 GAA in 2001-02 and T-1st in the WHL in shutouts and second in GAA and winning percentage.

CAREER TRANSACTIONS

- Selected by Minnesota in the second round (38th overall) of the 2002 NHL Entry Draft.
- Signed through 2014-15. Becomes an unrestricted free agent 2015-16.



JOSH HARDING

56

CENTER



ERIK HAULA

(HOW-1a)

Shoots: Left
Ht: 5-11 • Wt: 188
Born: 3/23/91
Pori, FIN

VS. NHL

TEAM	GP	G	A	PTS	+/-	PIM
ANA	1	1	0	1	1	0
ARI	2	0	0	0	0	0
BOS	2	0	1	1	1	2
BUF	-	-	-	-	-	-
CAR	-	-	-	-	-	-
CGY	2	0	0	0	1	0
CHI	3	1	1	2	3	2
CBJ	2	0	0	0	1	0
COL	5	0	1	1	0	2
DAL	3	2	0	2	2	15
DET	2	0	0	0	-2	0
EDM	3	0	2	2	1	6
FLA	-	-	-	-	-	-
LA	2	0	1	1	1	0
MIN	-	-	-	-	-	-
MTL	-	-	-	-	-	-
NJ	-	-	-	-	-	-
NSH	3	1	1	2	1	0
NYI	-	-	-	-	-	-
NYR	2	0	0	0	0	0
OTT	1	0	0	0	0	0
PHI	1	0	0	0	0	0
PIT	2	1	0	1	2	0
SJ	2	0	0	0	0	0
STL	3	0	1	1	1	2
TB	1	0	0	0	0	0
TOR	-	-	-	-	-	-
VAN	3	0	1	1	1	0
WSH	-	-	-	-	-	-
WPG	1	0	0	0	0	0

HAULA'S CAREER HIGHLIGHTS

Goals, Game: 1 – six times
Assists, Game: 1 – nine times
Points, Game: 2 – vs. NSH, 4/13/14
PIM, Game: 15 – at DAL, 3/8/14
+/-, Game: 1 – 18 times
Shots, Game: 5 – at CHI, 4/3/14

TOI, Game: 15:30 – at CHI, 4/3/14
Goal Streak: 2g – 4/3-4/5/14
Assist Streak: 3g – 4/8-4/13/14
Point Streak: 3g – 4/8-4/13/14
Career Hat Tricks: None
Career Shootout: 0-0

2013-14 HIGHLIGHTS

- Set rookie franchise record for plus-minus rating in a season. Ranked fourth on team in plus-minus and registered a minus rating three times during season.
- Ranked T-3rd on team in playoff scoring. Amongst NHL rookies, he ranked T-3rd in goals, T-5th in plus-minus and T-6th in scoring.
- Registered one assist in six games for Finland at 2014 IIHF World Championship.
- Tallied a goal in first career playoff game, Game 1 of Western Conference Quarterfinal Series at COL (4/17, Varlamov).
- Recorded GWG in Game 3 of Western Conference Semifinal Series vs. CHI (5/16).
- Tallied seven points (3-4=7) in final seven games of regular season.
- Had a career-best three-game point streak (1-2=3, 3/31-4/5) and two-game goal streak (4/3-4/5).
- Won a career-high 10 faceoffs (10-of-14) vs. BOS (4/8).
- Recorded first career game-winning goal and won 8-of-11 faceoffs vs. PIT (4/5).
- Tallied game-tying goal with 1:54 remaining and recorded career highs with five shots and 15:30 in TOI at CHI (4/3).
- Notched first career shorthanded goal and career-high 15 PIM at DAL (3/8).
- Tallied first career NHL goal vs. DAL (Lehtonen, 1/18).
- Tallied assist and skated 14:17 in NHL debut vs. COL (11/29).
- Recorded 27 points (14-13=27) in 31 games with Iowa (AHL). Ranked first on team in goals and second in power-play goals (5) and scoring at time of recall (2/24).

CAREER

- Signed an entry-level contract with the Wild on April 7, 2013 and appeared in six regular season games and five playoff contests with Houston (AHL).
- Served as an alternate captain and led the University of Minnesota in points, assists and plus-minus rating and ranked second in goals during his junior season in 2012-13.
- Ranked second in the NCAA in assists and tied for fourth in scoring and was named to the 2013 WCHA Second All-Star Team and the WCHA All-Academic Team.
- Led the University of Minnesota and ranked ninth in the nation in scoring in 2011-12 and helped lead the Gophers to the NCAA Frozen Four.
- Ranked tied for first on the Gophers in assists and tied for third in points in 2010-11.
- Named to the 2010 USHL All-Rookie Team and 2010 USHL Second All-Team. Led Omaha and ranked tied for fifth in the USHL in scoring and fourth in plus/minus rating (+36) in 2009-10. Finished tied for third in the USHL in playoff scoring.
- Led Shattuck-St. Mary's in assists and ranked second in goals and points in 2008-09.
- Has played in four international tournaments for Finland.
- Led Finland in goals and ranked second in scoring at 2011 World Junior Championship with seven points (4-3=7) in six games.
- Helped Finland claim bronze medal at 2009 Under-18 World Championship totaling four points (3-1=4) in six games.
- Played for Finland at 2008 Under-18 World Championship and recorded four points (1-3=4).

CAREER TRANSACTIONS

- Selected by Minnesota in the seventh round (182nd overall) of the 2009 NHL Entry Draft.
- Signed through 2014-15. Becomes a restricted free agent 2015-16.

HAULA'S PROFESSIONAL CAREER

SEASON	TEAM	LEAGUE	GP	G	A	PTS	+/-	PIM	PP	SH	GW	S	S%	BS	H	TOI	FO%
2012-13	Houston	AHL	6	0	2	2	1	2	0	0	0	12	0.0	-	-	-	-
2013-14	MINNESOTA	NHL	46	6	9	15	14	29	0	1	1	56	10.7	17	23	10:09	46.3
	Iowa	AHL	31	14	13	27	2	14	5	0	0	124	11.3	-	-	-	-
WILD/NHL TOTALS			46	6	9	15	14	29	0	1	1	56	10.7	17	23	10:09	46.3

HAULA'S PROFESSIONAL POSTSEASON CAREER

YEAR	TEAM	LEAGUE	GP	G	A	PTS	+/-	PIM	PP	SH	GW	S	S%	BS	H	TOI	FO%
2012-13	Houston	AHL	5	1	1	2	-4	4	0	0	0	11	9.1	-	-	-	-
2013-14	MINNESOTA	NHL	13	4	3	7	2	0	0	0	1	29	13.8	11	13	14:12	54.5
WILD/NHL TOTALS			13	4	3	7	2	0	0	0	1	29	13.8	11	13	14:12	54.5



ERIK HAULA


MIKKO KOIVU

(MEE-koh KOY-voo)

 Shoots: Left
Ht: 6-3 • Wt: 215
Born: 3/12/83
Turku, FIN

VS. NHL

TEAM	GP	G	A	PTS	+/-	PIM
ANA	30	8	15	23	0	16
ARI	28	6	18	24	2	18
BOS	8	1	4	5	-2	4
BUF	7	1	4	5	1	4
CAR	9	1	7	8	6	6
CGY	50	9	17	26	-5	28
CHI	33	4	19	23	-3	18
CBJ	28	8	16	24	11	16
COL	49	15	23	38	2	40
DAL	25	9	12	21	0	20
DET	27	6	12	18	5	18
EDM	50	6	32	38	5	24
FLA	8	4	7	11	2	8
LA	27	5	19	24	2	16
MIN	—	—	—	—	—	—
MTL	7	2	0	2	-5	12
NJ	8	1	3	4	2	0
NSH	29	7	24	31	4	12
NYI	7	2	6	8	5	4
NYR	5	1	2	3	-2	4
OTT	7	2	3	5	-7	0
PHI	6	0	1	1	-4	6
PIT	9	2	4	6	0	4
SJ	29	6	10	16	-6	22
STL	33	5	19	24	-4	24
TB	9	3	6	9	4	14
TOR	7	1	5	6	2	6
VAN	46	10	20	30	10	34
WSH	8	1	5	6	-4	2
WPG	12	4	9	13	5	4

KOIVU'S CAREER HIGHLIGHTS

Goals, Game: 2 – 13 times	TOI, Game: 27:41 – vs. DAL, 4/10/10
Assists, Game: 4 – two times	Goal Streak: 3g – three times
Points, Game: 5 – vs. FLA, 10/16/08	Assist Streak: 6g – 12/23/09-1/2/10
PIM, Game: 12 – vs. TB, 11/28/08	Point Streak: 7g – three times
+/-, Game: 4 – vs. ARI, 1/2/11	Career Hat Tricks: None
Shots, Game: 9 – three times	Career Shootout: 36-84

2013-14 HIGHLIGHTS

- Ranked first on team in assists and third in scoring during regular season.
- Finished fifth in TOI/game amongst NHL forwards and 12th in faceoff win percentage.
- His 57.6 faceoff win % led the NHL amongst players that took at least 125 faceoffs during the playoffs. He finished sixth in the NHL in faceoffs won in playoffs and set a franchise record winning 19 faceoffs in Game 3 vs. COL (4/21).
- Ranked T-3rd on team in playoff scoring.
- T-1st in franchise history in playoff games with 29 (Gaborik).
- Recorded 17 points (3-14=17) in final 14 games. Finished season leading NHL in assists (14) and T-2nd in points (17) since March 18.
- Skated in 600th career game vs. STL (4/10).
- Had a season-high six-game point streak (2-7=9, 3/22-3/31).
- Recorded three assists and season-best plus-3 at NYI (3/18) to become Wild's all-time leading scorer.
- Won a season high 19 faceoffs and tallied two assists, including 300th of career vs. NYI (12/29).
- Tallied 400th career point with assist at NSH (10/8).
- Became Minnesota's all-time franchise leader in power-play points with power-play assist vs. ANA (10/5).
- Missed 17 games and did not participate in Olympics due to ankle fracture suffered vs. WSH (1/4).

CAREER

- Ranks first on the Wild's all-time lists in assists, points and power-play points (163), second in goals, multi-point games (106), shots, shorthanded goals and games played, third in PIM and fourth in plus/minus rating.
- Ranks T-1st in NHL with 15 career game-deciding shootout goals and third with 36 career shootout goals.
- Ranks T-16th amongst active NHL players with 53.1% career faceoff percentage.
- Ranked fifth in the NHL in faceoffs taken, sixth in faceoffs won and seventh in TOI/game amongst NHL forwards (21:05) in 2012-13.
- Matched his career high with a seven-game point streak (3-8=11, 3/18-3/30/13).
- Skated in 500th career game, scoring deciding shootout goal, at CGY (2/11/13)
- Named to 2012 NHL All-Star Game but did not play due to injury.
- Tied Wild record with four assists, including his 200th NHL helper, and was career-best plus-4 in his 400th NHL game vs. ARI (1/2/11).
- Named first full-time team captain in Wild history (10/20/09).
- Set career highs in goals (22), assists (49) and points (71), leading Minnesota in assists (one shy of Wild single-season record) and points (third-most in Wild single season) in 2009-10.
- Tallied a goal in first four games of 2008 Western Conference Quarterfinal series against Colorado. Led team in goals and ranked second in playoff scoring.
- Led Minnesota in points, assists and shorthanded goals in 2008-09 and became first NHL player to record nine or more points his team's first three games of the season since Adam Oates in 1993-94.
- Made NHL debut at San Jose (11/5/05) and scored his first NHL goal in his second NHL game at ANA (11/6/05, Giguere).

KOIVU'S PROFESSIONAL CAREER

SEASON	TEAM	LEAGUE	GP	G	A	PTS	+/-	PIM	PP	SH	GW	S	%	BS	H	TOI	FO%
2004-05	Houston	AHL	67	20	28	48	-1	47	4	1	4	—	—	—	—	—	—
2005-06	MINNESOTA	NHL	64	6	15	21	-9	40	3	0	0	96	6.3	17	22	13:17	47.4
2006-07	MINNESOTA	NHL	82	20	34	54	6	58	9	2	2	162	12.3	50	56	17:28	50.9
2007-08	MINNESOTA	NHL	57	11	31	42	13	42	2	0	2	144	7.6	21	40	20:53	52.5
2008-09	MINNESOTA	NHL	79	20	47	67	2	66	5	4	3	236	8.5	36	45	21:29	52.7
2009-10	MINNESOTA	NHL	80	22	49	71	-2	50	8	1	2	246	8.9	52	50	20:44	56.0
2010-11	MINNESOTA	NHL	71	17	45	62	4	50	7	1	3	191	8.9	29	63	19:29	52.8
2011-12	MINNESOTA	NHL	55	12	32	44	10	28	2	1	2	129	9.3	21	62	21:21	52.3
2012-13	MINNESOTA	NHL	48	11	26	37	2	26	0	0	3	127	8.7	18	47	21:06	54.0
2013-14	MINNESOTA	NHL	65	11	43	54	0	24	2	0	4	147	7.5	32	33	20:56	54.8
WILD/NHL TOTALS			601	130	322	452	26	384	38	9	21	1478	8.8	276	418	19:34	53.1

KOIVU'S PROFESSIONAL POSTSEASON CAREER

YEAR	TEAM	LEAGUE	GP	G	A	PTS	+/-	PIM	PP	SH	GW	S	%	BS	H	TOI	FO%
2004-05	Houston	AHL	5	1	0	1	-1	2	0	0	1	—	—	—	—	—	—
2006-07	MINNESOTA	NHL	5	1	0	1	-1	4	0	0	0	8	12.5	1	2	17:43	60.5
2007-08	MINNESOTA	NHL	6	4	1	5	0	4	0	1	0	20	20.0	4	9	21:56	49.2
2012-13	MINNESOTA	NHL	5	0	0	0	-6	8	0	0	0	11	0.0	4	11	20:30	52.1
2013-14	MINNESOTA	NHL	13	1	6	7	-4	10	0	0	0	30	3.3	9	17	20:32	57.6
WILD/NHL TOTALS			29	6	7	13	-11	26	0	1	0	69	8.7	18	39	20:20	55.5

- Ranked second on Aeros in goals (20) and played in AHL All-Star Game in 2004-05.
- Captained Finland to a gold medal at the 2011 World Championship, before leading Finland in scoring as captain at the 2012 World Championship.
- Won silver medals with Finland at the 2006 Olympics, the 2007 World Championship, and the 2004 World Cup of Hockey, and earned bronze medals at the 2010 Olympics, and the 2006, 2007 and 2008 World Championships.
- Won a gold medal at the 2000 Under-18 World Championship, captained and led Finland in scoring at the 2001 Under-18 World Championship, and earned a silver medal at the 2001 World Junior Championship.

CAREER TRANSACTIONS

- Selected by Minnesota in the first round (sixth overall) of the 2001 NHL Entry Draft.
- Signed through 2017-18. Becomes an unrestricted free agent 2018-19.



35 GOALTENDER



**DARCY
KUEMPER**

(KEHM-puhr)

Catches: Left

Ht: 6-5 • Wt: 205

Born: 5/4/90

Saskatoon, SK, CAN

VS. NHL

TEAM	GP	W-L-OT	GAA	SHO	SV%
ANA	2	1-1-0	2.54	0	0.919
ARI	—	—	—	—	—
BOS	1	0-1-0	3.05	0	0.893
BUF	—	—	—	—	—
CAR	—	—	—	—	—
CGY	2	1-0-1	2.95	0	0.891
CHI	2	1-0-0	1.21	0	0.959
CBJ	1	0-0-1	0.92	0	0.966
COL	1	0-0-0	6.67	0	0.826
DAL	3	1-2-0	3.31	0	0.908
DET	2	1-1-0	2.54	0	0.918
EDM	3	2-0-1	1.30	1	0.941
FLA	—	—	—	—	—
LA	2	1-0-0	0.98	0	0.962
MIN	—	—	—	—	—
MTL	1	0-0-0	6.92	0	0.667
NJ	—	—	—	—	—
NSH	2	2-0-0	0.98	1	0.951
NYI	—	—	—	—	—
NYR	1	1-0-0	1.00	0	0.967
OTT	1	0-1-0	3.00	0	0.906
PHI	—	—	—	—	—
PIT	—	—	—	—	—
SJ	2	0-0-1	3.00	0	0.882
STL	1	0-1-0	5.00	0	0.792
TB	1	1-0-0	1.00	0	0.971
TOR	1	0-1-0	5.63	0	0.571
VAN	3	1-2-0	2.20	0	0.918
WSH	—	—	—	—	—
WPG	—	—	—	—	—

KUEMPER'S CAREER HIGHLIGHTS

Saves, Game: 39 — at LA, 1/7/14
Shots Faced, Game: 40 — at LA, 1/7/14
Goals Allowed, Game: 5 — at STL, 3/27/14
Consecutive Starts: 16g — 1/12-3/8/14
Winning Streak: 5g — 2/4-3/3/14

Point Streak: 6g — 5-0-1, 2/1-3/3/14
Losing Streak: 4g — 3/17-3/27/14
Shutout Streak: 99:29 (2/6-2/28/14)
Shutouts: 2 — last, at EDM, 2/27/14
Career Shootout Record: 2-2 (13/19, .684 SV%)

2013-14 HIGHLIGHTS

- Set franchise rookie records for a goaltender with 16 consecutive starts (1/12-3/8), 12 wins and two shutouts during regular season. Finished second all-time with 26 games played (Harding-29 in 2007-08).
- Ranked second in starts, T-3rd in shutouts, T-4th in wins, fourth in SV% and T-4th in GAA amongst rookie goalies with 10 or more games played.
- Went 12-7-4 with a 2.28 GAA, .921 SV% and two shutouts in 24 starts following recall on Jan. 2.
- Stopped all 22 shots faced in first career playoff start, a 1-0 overtime win vs. COL in Game 3 of Western Conference Quarterfinal Series (4/21/14). Shutout was first in Wild playoff history.
- Named NHL Third Star of the Week after going 3-0-0 with .970 GAA, .960 SV% and a shutout in three starts (3/3).
- Stopped all 23 shots faced in 4-0 win at NSH (1/12) for first NHL shutout.
- Made 30 saves before stopping all seven shootout attempts to earn a 2-1 at VAN (2/28).
- Missed final seven games of season with upper-body injury (3/31-4/13).

CAREER

- Split 2012-13 season between Minnesota (NHL) and Houston (AHL).
- Made 29 saves in a 3-2 win vs. DET (2/17/13) to record his first career NHL victory.
- Made NHL playoff debut against Chicago Blackhawks in 2013 Western Conference Quarterfinal Series appearing in Game 4 and Game 5 in relief of Josh Harding and stopped 29-of-33 shots faced.
- Made NHL debut at VAN (2/12/13) stopping 28-of-30 shots in a 2-1 loss.
- Began 2011-12 season with Ontario (ECHL) and went 7-1-0 with 1.74 GAA and .941 SV% before being promoted to Houston (AHL). Went 6-6-4 with 2.36 GAA, .923 SV% and one shutout with the Aeros.
- Named Canadian Hockey League (CHL) Goaltender of the Year, Western Hockey League (WHL) Player of the Year and WHL Goaltender of the Year following 2010-11 season.
- Ranked first in the WHL in wins (45), GAA (1.86), SV% (.933) and shutouts (13). 13 shutouts tied a WHL single-season record.
- Ranked tied for seventh in the WHL in wins, ninth in GAA and T-9th in SV% (.908) in 2009-10. Appeared in four games with Houston (AHL).
- Ranked second among WHL rookie goaltenders in wins and SV% (.898) and third in GAA in 2008-09.

CAREER TRANSACTIONS

- Selected by Minnesota in the sixth round (161st overall) of the 2009 NHL Entry Draft.
- Signed through 2015-16 season. Becomes a restricted free agent 2016-17.

KUEMPER'S PROFESSIONAL CAREER

SEASON	TEAM	LEAGUE	GP	W	L	OT	GA	GAA	SV	SV%	SO	MIN
2011-12	Houston	AHL	19	6	6	4	42	2.36	546	.923	1	1,070
2012-13	MINNESOTA	NHL	6	1	2	0	10	2.08	119	.916	0	288
	Houston	AHL	21	13	8	0	38	1.88	537	.934	4	1,209
2013-14	MINNESOTA	NHL	26	12	8	4	60	2.43	642	.915	2	1,480
	Houston	AHL	17	7	10	0	41	2.47	538	.929	1	997
WILD/NHL TOTALS			32	13	10	4	70	2.38	751	.915	2	1768

KUEMPER'S PROFESSIONAL POSTSEASON CAREER

SEASON	TEAM	LEAGUE	GP	W	L	GA	GAA	SV	SV%	SO	MIN
2012-13	MINNESOTA	NHL	2	0	0	4	3.29	29	.879	0	73
	Houston	AHL	2	1	1	3	1.51	67	.957	1	119
2013-14	MINNESOTA	NHL	6	3	1	11	2.03	116	.913	1	325
WILD/NHL TOTALS			8	3	1	15	2.26	145	.906	1	398



DARCY KUEMPER

22

RIGHT WING



NINO

NIEDERREITER

(NEE-noh NEE-duhr-righ-tuhr)

Shoots: Left

Ht: 6-2 • Wt: 210

Born: 9/8/92

Chur, CHE

VS. NHL

TEAM	GP	G	A	PTS	+/-	PIM
ANA	4	0	0	0	-1	0
ARI	4	0	3	3	0	2
BOS	5	0	0	0	-4	0
BUF	6	0	1	1	-2	6
CAR	6	1	0	1	0	0
CGY	4	0	0	0	0	2
CHI	5	1	0	1	2	4
CBJ	3	0	0	0	-3	0
COL	6	1	1	2	-2	4
DAL	6	1	2	3	1	4
DET	3	0	0	0	-1	2
EDM	4	0	1	1	0	2
FLA	4	0	1	1	0	2
LA	4	1	1	2	-1	4
MIN	1	0	0	0	-1	0
MTL	6	2	0	2	-3	0
NJ	6	0	3	3	-1	0
NSH	6	1	3	4	1	4
NYI	2	1	2	3	2	0
NYR	8	1	0	1	2	4
OTT	6	0	0	0	-3	2
PHI	6	0	0	0	-2	2
PIT	4	0	1	1	0	8
SJ	3	0	0	0	1	2
STL	6	1	1	2	-2	2
TB	4	1	2	3	1	2
TOR	7	0	0	0	-2	4
VAN	3	1	0	1	0	2
WSH	5	2	1	3	3	0
WPG	8	1	0	1	-3	0

NIEDERREITER'S CAREER HIGHLIGHTS

Goals, Game: 1 – 16 times

Assists, Game: 3 – vs. NJ, 11/3/13

Points, Game: 3 – vs. NJ, 11/3/13

PIM, Game: 6 – at PIT, 10/15/10

+/-, Game: 2 – five times

Shots, Game: 5 – at WPG, 11/23/13

TOI, Game: 18:20 – at COL, 11/30/13

Goal Streak: 2g – two times

Assist Streak: 2g – two times

Point Streak: 4g – 1/2-1/9/14

Career Hat Tricks: None

Career Shootout: 1-3

2013-14 HIGHLIGHTS

- Established career highs in games played, goals, assists, points, plus-minus rating, penalty minutes, shots, TOI/game, hits and blocked shots.
- Ranked second on team in hits, T-3rd in goals and fifth in shots.
- Led team in GWG and hits during playoffs. Ranks T-1st in franchise history with two playoff GWG (Walz).
- Recorded GWG in Game 4 of Western Conference Semifinal Series vs. CHI (5/9).
- Recorded three points (2-1=3) including GWG at 5:02 of overtime in Game 7 of Western Conference Quarterfinal Series at COL (4/30). Became third player in NHL history to register first two postseason goals in a Game 7 (Jiri Hrdina, Adam Henrique - Elias Sports Bureau), second youngest player in Stanley Cup Playoffs history to record an overtime goal in Game 7 (Claude Lemieux, 20) and fourth youngest player in NHL history to record 3 points in a Game 7.
- Tallied assist in first career playoff game in Game 1 at COL (4/17).
- Registered plus-2 rating and averaged 17:05 in TOI/game in four games for Switzerland at Olympics.
- Set career-highs with seven hits at OTT (11/20) and at COL (1/30), 18:12 in TOI at COL (11/30) and five shots at WPG (11/23).
- Scored first career game-winning goal in 3-2 overtime win vs. NSH (2/6). Tallied career-high three assists for first career multi-point game vs. NJ (11/3). Notched first career power-play goal vs. CAR (10/24).
- Had career-high four-game point streak (2-3=5, 1/2-1/9).
- Recorded third period game-tying goal, deciding shootout tally, four shots and five hits in 2-1 win at LA (1/7).
- Appeared in 100th NHL game vs. VAN (12/17).
- Missed one game with upper-body injury (4/3).

CAREER

- Ranked fifth in the AHL in shots (230), tied for 10th goals (28) and tied for 13th with 10 power-play goals with Bridgeport Sound Tigers (AHL) in 2012-13. Recorded an assist for Eastern Conference in AHL All-Star Game.
- Scored one goal in 55 NHL games with the Islanders and registered four points (3-1=4) with Bridgeport in 2011-12.
- Made NHL debut in N.Y. Islanders season opener vs. DAL (10/9/10) becoming youngest player in Islanders history (18 years, 31 days). Scored first career with goal at WSH (10/13/10, Neuirth), becoming youngest player in Islanders history and the fourth youngest player of the expansion era to score NHL goal at 18 years, 35 days old (Grant Mulvey, 18 years, 32 days; Jordan Staal, 18 years, 32 days; Patrick Marleau, 18 years, 34 days).
- Assigned to Portland (WHL) on Oct. 28, 2010 and tallied 70 points (41-29=70) in 55 contests. Added 27 points (9-18=27) in 21 playoff games to help Winterhawks reach WHL Finals. Ranked tied for second in the WHL in playoff scoring.
- Ranked tied for first in game-winning goals, second in goals and seventh in scoring amongst WHL rookies in 2009-10. Named to 2010 WHL West Second All-Star Team.
- Has played in seven international tournaments for Switzerland.
- Led Switzerland with five goals and ranked tied for second on team in scoring with eight points at 2013 World Championship, helping the Swiss earn a silver medal – its first World Championship medal in 60 years. Also played in 2012 and 2010 World Championships.
- Played in 2011 and 2010 World Junior Championships, captaining the team in 2011 and leading the 2010 team with 10 points (6-4=10) in seven games to earn a spot on the tournament All-Star Team.
- Tied for team lead with six points (3-3=6) in six games at the 2009 Under-18 World Junior Championship.

NIEDERREITER'S PROFESSIONAL CAREER

SEASON	TEAM	LEAGUE	GP	G	A	PTS	+/-	PIM	PP	SH	GW	S	S%	BS	H	TOI	FO%
2009-10	Portland	WHL	65	36	24	60	11	68	11	—	6	—	—	—	—	—	—
2010-11	NEW YORK	NHL	9	1	1	2	-1	8	0	0	0	12	8.3	1	16	13:36	—
	Portland	WHL	55	41	29	70	28	67	12	—	—	—	—	—	—	—	—
2011-12	NEW YORK	NHL	55	1	0	1	-29	12	0	0	0	74	1.4	14	129	10:07	0.0
	Bridgeport	AHL	6	3	1	4	4	4	0	0	0	16	18.8	—	—	—	—
2012-13	Bridgeport	AHL	74	28	22	50	-5	38	10	1	1	230	12.2	—	—	—	—
2013-14	MINNESOTA	NHL	81	14	22	36	12	44	2	0	1	143	9.8	23	175	14:06	26.9
WILD TOTALS			81	14	22	36	12	44	2	0	1	143	9.8	23	175	14:06	26.9
NHL TOTALS			145	16	23	39	-18	64	2	0	1	229	7.0	38	320	12:33	25.0

NIEDERREITER'S PROFESSIONAL POSTSEASON CAREER

YEAR	TEAM	LEAGUE	GP	G	A	PTS	+/-	PIM	PP	SH	GW	S	S%	BS	H	TOI	FO%
2013-14	MINNESOTA	NHL	13	3	3	6	0	8	0	0	2	22	13.6	0	40	14:40	0.0
WILD/NHL TOTALS			13	3	3	6	0	8	0	0	2	22	13.6	0	40	14:40	0.0

CAREER TRANSACTIONS

- Signed through 2016-17 season. Becomes a restricted free agent 2017-18.
- Acquired by Minnesota from the New York Islanders in exchange for Cal Clutterbuck and a 2013 third-round draft selection (Eamon McAdam), June 30, 2013; Selected by the New York Islanders in the first round (fifth overall) of the 2010 NHL Entry Draft.



NINO NIEDERREITER

11

LEFT WING



ZACH PARISE

(pah-REE-see)

Shoots: Left

Ht: 5-11 • Wt: 197

Born: 7/28/84

Minneapolis, MN, USA

VS. NHL

TEAM	GP	G	A	PTS	+/-	PIM
ANA	12	5	5	10	4	4
ARI	9	6	3	9	6	2
BOS	27	7	11	18	0	14
BUF	27	8	9	17	3	10
CAR	26	14	8	22	-1	10
CGY	12	8	5	13	-4	6
CHI	15	3	2	5	-1	4
CBJ	10	3	4	7	2	6
COL	16	5	12	17	4	6
DAL	14	9	8	17	9	4
DET	10	5	3	8	0	2
EDM	11	4	3	7	0	6
FLA	26	8	10	18	-1	10
LA	13	3	7	10	5	0
MIN	5	1	3	4	-2	0
MON	28	14	10	24	13	12
NJ	2	0	1	1	2	2
NSH	13	8	4	12	1	6
NYI	43	17	23	40	14	12
NYR	45	15	20	35	10	20
OTT	25	7	17	24	2	2
PHI	41	18	18	36	8	14
PIT	45	15	22	37	1	26
SJ	12	5	6	11	0	0
STL	12	6	2	8	-8	6
TB	26	10	12	22	-1	15
TOR	26	11	8	19	-2	2
VAN	12	5	2	7	-2	4
WAS	26	8	11	19	-4	8
WPG	28	13	14	27	11	10

PARISE'S CAREER HIGHLIGHTS

Goals, Game: 3 – two times
Assists, Game: 4 – two times
Points, Game: 4 – eight times
PIM, Game: 5 – vs. TB, 3/7/08
+/-, Game: 3 – nine times
Shots, Game: 10 – vs. FLA, 2/17/09

TOI, Game: 27:30 – at WSH, 11/12/11
Goal Streak: 6g – 11/7-11/19/09
Assist Streak: 6g – 11/26-12/8/11
Point Streak: 10g – 11/7-11/28/09
Career Hat Tricks: 2
Career Shootout: 37-83

2013-14 HIGHLIGHTS

- Ranked fourth in NHL with 14 PPG, 19th in TOI/game amongst forwards, T-22nd in shots and goals.
- Led team in assists and scoring and ranked T-1st in goals during playoffs.
- Notched a career-best six-game point streak (3-7=10) in first six games of Western Conference Quarterfinal Series vs. COL. Ten points established new career high in a playoff series. Established career-best four-game assist streak (0-5=5) in Games 1-4 of series vs. COL.
- Tallied franchise record and career-high 4 points (2-2=4) including GWG in Game 6 vs. COL (4/28). Scored 49 seconds into contest to set franchise record for fastest goal to start playoff game.
- Recorded 500th career point with first of two assists vs. PIT (4/5) joining his dad J.P. (594) to become third father-son duo to each tally at least 500 points in NHL history, alongside Gordie and Mark Howe and Bobby and Brett Hull (Elias Sports Bureau).
- Notched goal and assist in 600th career NHL game vs. EDM (3/11).
- Tallied goal and averaged 18:29 in TOI/game as Team USA captain at Olympics.
- Named NHL First Star of the Week (2/3) after collecting eight points (3-5=8) in three-game point streak (1/28-2/1).
- Registered season highs with four points (2-2=4) and nine shots at COL (1/30). Skated season-high 25:11 vs. TOR (11/13).
- Missed 15 games with foot contusion (11/27, 12/23-1/21).

CAREER

- Since entering the NHL in 2005-06, ranks T-11th in GWG, 12th in shots and 18th in goals.
- Ranks T-1st in the NHL with 37 shootout goals (37-of-83).
- Led Minnesota in goals, points, power-play goals, game-winning goals, shots and ranked second in multi-point games (7) in 2012-13. Ranked third in the NHL in shots and 14th in TOI/game (20:40) amongst forwards.
- Scored 200th career NHL goal at ARI (2/4/13), becoming the 36th American-born and eighth Minnesota-born player to reach milestone. Joined his dad, J.P., (238) to become the second father-son duo to each score at least 200 NHL goals – Bobby (610) and Brett (741) Hull.
- Captained New Jersey to 2012 Stanley Cup Finals, posting 15 points (8-7=15) in 24 playoff games. Ranked T-1st in goals and T-6th in playoff scoring.
- Missed majority of the 2010-11 season due to a knee injury suffered at LA (10/30).
- Named to the 2010 Olympic All-Star Team and ranked T-3rd in tournament scoring with eight points (4-4=8) in six games after helping Team USA claim a silver medal as an alternate captain, scoring the game-tying goal with 24.4 seconds remaining to send the gold-medal game vs. Canada into overtime.
- Named to the 2009 NHL Second All-Star Team, a finalist for the Lady Byng Trophy and fifth in balloting for the Hart Trophy as league MVP after setting career highs in goals (45), assists (49), points (94), plus/minus rating (30), power-play goals (14), power-play points (30), shots (364) and equaling his career best with eight game-winning goals in 2008-09.
- Recorded his first career NHL hat trick (3-1=4) vs. MTL (11/30/07, Price). Notched second career-hat trick at WSH (3/2/12, Neuvirth).
- Named MVP of the 2007 NHL YoungStars Game.
- Scored the game-winning goal and added an assist in NHL debut vs. PHI (10/5/05, Thibault).
- Played for Team USA at the 2005, 2007 and 2008 World Championships, serving as an alternate captain in 2008.
- Led the tournament in scoring and served as an alternate captain as Team USA claimed its first-ever World Junior Championship gold medal in 2004, after leading Team USA in scoring at the 2003 World Junior Championship. Won a gold medal with Team USA at the 2002 World Under-18 Championship.
- Totaled 116 points (49-67=116) in 76 games during two seasons (2002-04) at the University of North Dakota and was named to the 2003 WCHA All-Rookie Team, 2004 WCHA First All-Star Team, 2004 NCAA West First All-American Team and a finalist for the 2004 Hobey Baker Award.
- Tallied 340 points (146-194=340) in 125 games during two seasons (2000-02) at Shattuck-St. Mary's school in Faribault, Minn. Also skated for U.S. National Team Development Program in 2001-02.

PARISE'S PROFESSIONAL CAREER

SEASON	TEAM	LEAGUE	GP	G	A	PTS	+/-	PIM	PP	SH	GW	S	S%	BS	H	TOI	FO%
2004-05	Albany	AHL	73	18	40	58	-	56	-	-	-	-	-	-	-	-	-
2005-06	NEW JERSEY	NHL	81	14	18	32	-1	28	2	0	5	133	10.5	22	11	13:08	42.6
2006-07	NEW JERSEY	NHL	82	31	31	62	-3	30	9	0	7	247	12.6	36	37	17:32	44.2
2007-08	NEW JERSEY	NHL	81	32	33	65	13	25	10	1	8	266	12.0	30	76	18:04	48.1
2008-09	NEW JERSEY	NHL	82	45	49	94	30	24	14	0	8	364	12.4	17	65	18:45	44.6
2009-10	NEW JERSEY	NHL	81	38	44	82	24	32	9	1	5	347	11.0	34	108	19:46	37.5
2010-11	NEW JERSEY	NHL	13	3	3	6	-1	6	0	0	1	49	6.1	6	13	19:51	36.4
2011-12	NEW JERSEY	NHL	82	31	38	69	-5	32	7	3	3	293	10.6	39	65	21:29	47.6
2012-13	MINNESOTA	NHL	48	18	20	38	2	16	7	0	4	182	9.9	41	58	20:40	33.3
2013-14	MINNESOTA	NHL	67	29	27	56	10	30	14	1	5	245	11.8	45	70	20:26	41.7
WILD TOTALS			115	47	47	94	12	46	21	1	9	427	11.0	86	129	20:32	39.4
NHL TOTALS			617	241	263	504	69	223	72	6	46	2126	11.3	270	504	18:37	43.9

PARISE'S PROFESSIONAL POSTSEASON CAREER

YEAR	TEAM	LEAGUE	GP	G	A	PTS	+/-	PIM	PP	SH	GW	S	S%	BS	H	TOI	FO%
2005-06	NEW JERSEY	NHL	9	1	2	3	0	2	0	0	0	21	4.8	2	6	15:03	-
2006-07	NEW JERSEY	NHL	11	7	3	10	4	8	2	0	1	45	15.6	4	18	19:08	27.3
2007-08	NEW JERSEY	NHL	5	1	4	5	-5	2	1	0	0	20	5.0	1	11	18:29	-
2008-09	NEW JERSEY	NHL	7	3	3	6	2	2	1	0	1	29	10.3	2	17	19:02	40.0
2009-10	NEW JERSEY	NHL	5	1	3	4	0	0	0	1	0	20	5.0	3	4	20:44	25.0
2011-12	NEW JERSEY	NHL	24	8	7	15	-8	4	3	0	1	87	9.2	15	56	20:53	0.0
2012-13	MINNESOTA	NHL	5	1	0	1	-7	2	0	0	0	17	5.9	3	12	21:24	0.0
2013-14	MINNESOTA	NHL	13	4	10	14	-3	6	2	0	1	49	8.2	7	20	20:29	33.3
WILD TOTALS			18	5	10	15	-10	8	2	0	1	66	7.6	10	32	20:44	33.3
NHL TOTALS			79	26	32	58	-17	26	9	1	4	288	9.0	37	144	19:37	28.0

CAREER TRANSACTIONS

- Signed by Minnesota as a free agent, July 4, 2012; Selected by New Jersey in the first round (17th overall) of the 2003 NHL Entry Draft.
- Signed through 2024-25. Becomes an unrestricted free agent 2025-26.



ZACH PARISE

29

RIGHT WING


**JASON
POMINVILLE**

 Shoots: Right
 Ht: 6-0 • Wt: 187
 Born: 11/30/82
 Repentigny, QC, CAN

VS. NHL

TEAM	GP	G	A	PTS	+/-	PIM
ANA	11	4	8	12	4	0
ARI	11	4	3	7	0	2
BOS	51	18	26	44	4	10
BUF	2	2	0	2	0	0
CAR	32	14	12	26	8	10
CGY	11	2	2	4	-1	8
CHI	12	7	2	9	1	0
CBJ	12	8	4	12	-1	2
COL	11	3	5	8	-2	0
DAL	9	1	3	4	2	2
DET	11	2	5	7	-5	2
EDM	10	3	7	10	7	0
FLA	32	12	19	31	5	12
LA	11	3	8	11	5	0
MIN	6	1	2	3	-2	0
MTL	51	10	22	32	12	14
NJ	28	10	9	19	0	6
NSH	11	5	4	9	3	0
NYI	29	5	21	26	1	8
NYR	30	7	10	17	6	2
OTT	48	11	17	28	-6	22
PHI	30	12	17	29	-4	6
PIT	31	10	13	23	-5	19
SJ	12	4	6	10	-3	0
STL	12	4	4	8	-2	4
TB	31	16	19	35	13	10
TOR	52	19	30	49	13	10
VAN	9	2	2	4	-6	0
WSH	32	9	12	21	2	4
WPG	32	11	14	25	-5	10

POMINVILLE'S CAREER HIGHLIGHTS

Goals, Game: 3 – two times	TOI, Game: 26:39 – vs. NYR, 3/10/08
Assists, Game: 3 – five times	Goal Streak: 6g – 10/20-11/2/06
Points, Game: 4 – three times	Assist Streak: 8g – 3/17-4/3/09
PIM, Game: 6 – at BOS, 11/10/07	Point Streak: 10g – 2/17-3/5/08
+/-, Game: 4 – vs. TB, 3/19/08	Career Hat Tricks: 2
Shots, Game: 10 – at BOS, 11/10/07	Career Shootout: 21-59

2013-14 HIGHLIGHTS

- Led Wild in scoring and goals in regular season, T-1st in game-winning goals, second in shots and power-play goals.
- One of three Wild players to skate in all 82 games (Cooke, Suter).
- Ranked second on team in assists and scoring in playoffs.
- Set career high with four-game assist streak in Games 3-6 of Western Conference Quarterfinal Series vs. Colorado (1-4=5). Four-game point streak tied career best.
- Ranked T-16th in NHL in goals; Tallied 30th goal of season vs. NSH (4/13) – ninth time in franchise history and third player to reach milestone. Reached 30-goal plateau for third time in his career.
- Registered 18 points (8-10=18) in last 19 regular season games.
- Recorded season highs with seven shots at STL (327), 25:16 in TOI vs. LA (10/3), three points (2-1=3) including game-winning goal and plus-3 rating vs. MTL (11/1).
- Had eight points during season-best seven-game point streak (4-4=8, 3/9-3/20).
- Recorded 300th career assist at NJ (3/20), recorded assist at SJ (1/25) for 500th career point and tallied 200th career goal at CAR (11/9).
- Scored six goals during four-game goal streak (6-2=8, 10/26-11/3).
- Named NHL First Star of Week (11/4) after collecting six points in three games (4-2=6).
- Collected two goals including game-winning tally in 600th career game at CHI (10/26).

CAREER

- Ranks T-5th in NHL in games played since start of 2006-07 season. Missed nine games with a concussion in 2010-11 snapping a 336-games played streak and missed final two games of 2012-13 season with upper-body injury.
- Recorded 25 points (10-15=25) in 37 games with Buffalo in 2012-13 before being acquired by Minnesota (4/3/13). Totaled nine points (4-5=9) in 10 games with the Wild.
- Scored a goal and tallied an assist at the 2012 NHL All-Star Game.
- Named 16th full-time captain in Sabres history (10/6/11).
- Named a 2008 Finalist for the Lady Byng Memorial Trophy after netting career bests in points (80) and assists (53), and posting a team-best plus-16 rating and career-best 10-game point streak.
- Scored five points (3-2=5) in seven games with Team USA at the 2008 World Championship, while playing on a line with Zach Parise. Born and raised in Quebec, he has dual citizenship because his mother is from Wisconsin and has never played for Hockey Canada.
- Scored a career-high 34 goals, including career-best, six-game goal streak, in 2006-07.
- Led NHL rookies in playoff scoring with 10 points (5-5=10) in 18 contests in 2006.
- Scored his first career NHL hat trick (natural) during rookie season vs. LA (1/14/06).
- Led Rochester and ranked fourth in the AHL with 34 goals, including a league-best 22 power-play goals in 2003-04. Started for Canadian Team at 2004 AHL All-Star Game.
- Made his NHL debut at WSH (12/27/03) and scored his first NHL goal at WSH (11/27/05, Kolzig).
- Ranked tied for first in QMJHL with 57 goals in 66 games with Shawinigan in 2001-02. Named to the 2002 QMJHL First All-Star Team and played in the 2002 CHL All-Star Cup.
- Helped Shawinigan to the best record in QMJHL in 2000-01. Played in the 2001 CHL All-Star Cup and the 2001 CHL/NHL Top Prospects Game.

CAREER TRANSACTIONS

- Acquired by Minnesota with a 2014 fourth-round selection from Buffalo in exchange for Matt Hackett, Johan Larsson, a 2013 first-round selection (Nikita Zadorov) and a 2014 second-round selection (Vaclav Karabacek), April 3, 2013; Selected by Buffalo in the second round (55th overall) of the 2001 NHL Entry Draft.
- Signed through 2018-19. Becomes an unrestricted free agent 2019-20.

POMINVILLE'S PROFESSIONAL CAREER

SEASON	TEAM	LEAGUE	GP	G	A	PTS	+/-	PIM	PP	SH	GW	S	S%	BS	H	TOI	F0%
2002-03	Rochester	AHL	73	13	21	34	5	16	—	—	—	—	—	—	—	—	—
2003-04	BUFFALO	NHL	1	0	0	0	0	0	0	0	0	3	0.0	0	0	14:22	—
	Rochester	AHL	66	34	30	64	-1	30	—	—	—	—	—	—	—	—	—
2004-05	Rochester	AHL	78	30	38	68	1	43	—	—	—	—	—	—	—	—	—
2005-06	BUFFALO	NHL	57	18	12	30	-4	22	10	2	2	124	14.5	28	29	14:07	20
	Rochester	AHL	18	19	7	26	2	11	—	—	—	—	—	—	—	—	—
2006-07	BUFFALO	NHL	82	34	34	68	25	30	2	2	5	212	16.0	64	45	17:25	42.9
2007-08	BUFFALO	NHL	82	27	53	80	16	20	2	1	1	232	11.6	38	30	19:58	37.3
2008-09	BUFFALO	NHL	82	20	46	66	-4	18	6	1	2	239	8.4	50	44	19:46	37.3
2009-10	BUFFALO	NHL	82	24	38	62	13	22	8	0	2	252	9.5	41	45	18:45	35.0
2010-11	BUFFALO	NHL	73	22	30	52	1	15	5	1	2	215	10.2	50	35	18:09	43.2
2011-12	BUFFALO	NHL	82	30	43	73	-7	12	8	2	5	235	12.8	52	30	19:41	47.7
2012-13	BUFFALO	NHL	37	10	15	25	1	8	1	1	1	94	10.6	27	17	20:54	46.5
	MINNESOTA	NHL	10	4	5	9	0	0	1	0	1	24	16.7	8	4	17:31	57.9
2013-14	MINNESOTA	NHL	82	30	30	60	3	16	7	0	5	226	13.3	31	23	18:35	54.7
WILD TOTALS			92	34	35	69	3	16	8	0	6	250	13.6	39	27	18:28	55.1
NHL TOTALS			670	219	306	525	44	163	50	10	26	1856	11.8	389	302	18:35	45.3

POMINVILLE'S PROFESSIONAL POSTSEASON CAREER

YEAR	TEAM	LEAGUE	GP	G	A	PTS	+/-	PIM	PP	SH	GW	S	S%	BS	H	TOI	F0%
2002-03	Rochester	AHL	3	1	1	2	-1	0	—	—	—	—	—	—	—	—	—
2003-04	Rochester	AHL	16	9	10	19	8	6	—	—	—	—	—	—	—	—	—
2005-06	BUFFALO	NHL	18	5	5	10	0	8	0	1	1	22	22.7	3	15	12:11	100.0
2006-07	BUFFALO	NHL	16	4	6	10	2	0	0	0	0	40	10.0	10	16	17:54	50.0
2009-10	BUFFALO	NHL	6	2	2	4	-1	2	0	0	1	18	11.1	4	15	20:17	25.0
2010-11	BUFFALO	NHL	5	1	3	4	0	2	0	0	1	9	11.1	4	3	15:51	36.4
2012-13	MINNESOTA	NHL	2	0	0	0	-1	0	0	0	0	4	0.0	0	2	13:32	—
2013-14	MINNESOTA	NHL	13	2	7	9	-3	0	0	0	0	32	6.3	6	12	18:16	45.8
WILD TOTALS			15	2	7	9	-4	0	0	0	0	36	5.6	6	14	17:38	45.8
NHL TOTALS			60	14	23	37	-3	12	0	1	3	125	11.2	27	63	16:11	43.2



JASON POMINVILLE

6

DEFENSEMAN


**MARCO
SCANDELLA**

(skan-DEHL-a)

Shoots: Left

Ht: 6-1 • Wt: 205

Born: 2/23/90

Montreal, QC, CAN

VS. NHL

TEAM	GP	G	A	PTS	+/–	PIM
ANA	8	1	3	4	0	0
ARI	7	0	1	1	-2	2
BOS	4	0	0	0	0	0
BUF	2	1	0	1	-1	2
CAR	3	0	2	2	0	2
CGY	10	0	2	2	-3	4
CHI	9	1	3	4	3	4
CBJ	6	1	0	1	-5	0
COL	10	0	0	0	-7	0
DAL	7	0	0	0	-3	0
DET	8	0	0	0	-2	2
EDM	8	0	2	2	-5	0
FLA	5	0	0	0	2	0
LA	6	1	0	1	0	5
MIN	–	–	–	–	–	–
MTL	3	0	0	0	1	2
NJ	3	0	2	2	4	0
NSH	10	1	1	2	-3	0
NYI	4	0	1	1	1	0
NYR	4	0	1	1	-4	2
OTT	3	0	0	0	-1	0
PHI	2	0	1	1	1	4
PIT	4	0	0	0	1	0
SJ	8	0	3	3	3	4
STL	8	0	0	0	-2	6
TB	4	0	0	0	1	4
TOR	2	0	0	0	0	0
VAN	8	1	0	1	-4	0
WSH	3	0	0	0	2	0
WPG	6	0	3	3	1	2

SCANDELLA'S CAREER HIGHLIGHTS

Goals, Game: 1 – seven times

Assists, Game: 2 – two times

Points, Game: 2 – two times

PIM, Game: 5 – vs. LA, 2/28/12

+/-, Game: 4 – at PIT, 1/8/11

Shots, Game: 5 – at WPG, 11/23/13

TOI, Game: 35:32 – vs. CHI, 4/5/12

Goal Streak: None

Assist Streak: 2g – 11/30-12/2/11

Point Streak: 2g – 11/30-12/2/11

Career Hat Tricks: None

Career Shootout: 0-0

2013-14 HIGHLIGHTS

- Set career highs in games played, assists, points, plus-minus rating, shots and hits during regular season. Tied career high in goals.
- Ranked fourth on team in blocked shots and T-5th in plus-minus.
- Ranked second on team in plus-minus during playoffs.
- Tallied shorthanded goal in Game 2 of Western Conference Quarterfinal Series at COL (4/19).
- Recorded season bests with plus-3 ratings at ANA (1/28) and at NSH (1/12) and five blocked shots at OTT (11/20).
- Skated season-high 25:00 at LA (1/7).
- Tallied two assists for first career multi-point game vs. SJ (12/8).
- Tied career high with five shots and recorded assist at WPG (11/23).
- Appeared in 100th career NHL game vs. MTL (11/1).
- Suffered sprained knee vs. TB (2/4) and missed three games.

CAREER

- Led team defensemen in scoring with two points (1-1=2) and ranked tied for third on team in blocked shots in 2013 Western Conference Quarterfinal Series vs. Chicago.
- Recorded one goal in six games with Minnesota and collected 17 points (2-15=17) in 45 regular season games with Houston in 2012-13. Scored one goal in two playoff games with the Aeros.
- Skated a career-high 35:32 vs. CHI (4/5/12). Total is third-highest in franchise history.
- Skated in 63 games with Minnesota in 2011-12 and ranked second among NHL rookies in blocked shots (106) and TOI/game (21:46).
- Recorded first career game-winning goal at LA (12/8/11).
- Scored first NHL goal in 2011-12 season opener vs. CBJ (10/8, Mason).
- Made NHL debut at FLA (11/12/10) and recorded first NHL point with an assist vs. ANA (11/17/10).
- Missed 26 games due to injury in 2010-11.
- Scored three points (1-2=3) including the game-winning goal in the semifinals and had a plus-7 rating in six games to claim silver medal for Canada at the 2010 World Junior Championship.
- Signed an ATO with Houston Aeros (3/31/10) and registered one goal in seven AHL games.
- Named to QMJHL roster for 2009 Subway Super Series and led Val-d'Or defensemen in playoff scoring.
- Won a gold medal with Team Canada at the World Under-18 Championship, posting two points (1-1=2) and a plus-7 rating in seven games.
- Led Val-d'Or rookie defensemen in scoring and was named the QMJHL Prospect of the Month in December 2007.

CAREER TRANSACTIONS

- Selected by Minnesota in the second round (55th overall) of the 2008 NHL Entry Draft.
- Signed through 2014-15. Becomes a restricted free agent 2015-16.

SCANDELLA'S PROFESSIONAL CAREER

SEASON	TEAM	LEAGUE	GP	G	A	PTS	+/–	PIM	PP	SH	GW	S	S%	BS	H	TOI
2008-09	Houston	AHL	2	0	0	0	-2	0	0	0	0	1	0.0	–	–	–
2009-10	Houston	AHL	7	0	1	1	2	7	0	0	0	7	0.0	–	–	–
2010-11	MINNESOTA	NHL	20	0	2	2	-9	2	0	0	0	13	0	22	20	14:58
	Houston	AHL	33	3	16	19	0	17	2	0	0	63	4.7	–	–	–
2011-12	MINNESOTA	NHL	63	3	9	12	-22	19	1	0	1	77	3.9	106	46	21:46
	Houston	AHL	9	2	3	5	4	4	0	0	0	15	13.3	–	–	–
2012-13	MINNESOTA	NHL	6	1	0	1	-1	4	0	0	0	7	14.3	4	8	14:26
	Houston	AHL	45	2	15	17	2	23	0	0	0	101	1.9	–	–	–
2013-14	MINNESOTA	NHL	76	3	14	17	10	20	0	0	1	80	3.8	102	70	18:49
WILD/NHL TOTALS			165	7	25	32	-22	45	1	0	2	177	4.0	234	144	19:19

SCANDELLA'S PROFESSIONAL POSTSEASON CAREER

SEASON	TEAM	LEAGUE	GP	G	A	PTS	+/–	PIM	PP	SH	GW	S	S%	BS	H	TOI
2008-09	Houston	AHL	6	0	0	0	-4	2	0	0	0	3	0.0	–	–	–
2010-11	Houston	AHL	20	2	6	8	-3	8	2	0	0	28	7.1	–	–	–
2012-13	MINNESOTA	NHL	5	1	1	2	-1	0	0	0	0	6	16.7	10	5	18:01
	Houston	AHL	2	1	0	1	0	2	1	0	1	3	33.3	–	–	–
2013-14	MINNESOTA	NHL	13	2	1	3	4	0	0	1	0	20	10.0	21	21	21:28
WILD/NHL TOTALS			18	3	2	5	3	0	0	1	0	26	11.5	31	26	20:31



MARCO SCANDELLA

46 DEFENSEMAN



JARED SPURGEON

(SPUHR-juhn)

Shoots: Right
Ht: 5-9 • Wt: 176
Born: 11/29/89
Edmonton, AB, CAN

VS. NHL

TEAM	GP	G	A	PTS	+/-	PIM
ANA	11	2	0	2	-1	4
ARI	9	2	3	5	3	0
BOS	3	0	1	1	0	0
BUF	3	0	1	1	3	0
CAR	3	0	2	2	0	0
CGY	17	1	2	3	-4	2
CHI	11	0	5	5	-1	0
CBJ	9	0	4	4	-4	2
COL	19	1	5	6	7	0
DAL	12	2	6	8	6	0
DET	11	0	2	2	-5	0
EDM	15	4	4	8	6	0
FLA	3	0	2	2	0	0
LA	11	0	1	1	2	2
MIN	-	-	-	-	-	-
MTL	4	0	0	0	-1	4
NJ	4	0	3	3	3	2
NSH	10	1	2	3	-4	2
NYI	5	1	0	1	4	0
NYR	3	0	1	1	0	0
OTT	3	0	0	0	2	0
PHI	3	0	1	1	-1	0
PIT	3	0	0	0	2	0
SJ	11	1	3	4	2	2
STL	14	1	2	3	-4	2
TB	4	0	3	3	0	4
TOR	4	0	0	0	-4	0
VAN	16	1	4	5	-1	2
WSH	1	0	0	0	1	0
WPG	7	0	2	2	0	0

SPURGEON'S CAREER HIGHLIGHTS

Goals, Game: 1 – 17 times	TOI, Game: 30:40 – vs. EDM, 3/11/14
Assists, Game: 2 – six times	Goal Streak: 2g – 4/8-4/10/11
Points, Game: 2 – nine times	Assist Streak: 4g – 2/19-2/26/12
PIM, Game: 4 – two times	Point Streak: 5g – 3/20-3/29/13
+/-, Game: 5 – at DAL, 3/25/13	Career Hat Tricks: None
Shots, Game: 6 – vs. CGY, 2/26/13	Career Shootout: 0-1

2013-14 HIGHLIGHTS

- Established career highs in points, assists, plus-minus rating, PIM, TOI/game, hits and blocked shots. Tied career high in goals.
- Tallied tying goal with 2:27 left in regulation in Game 7 of Western Conference Quarterfinal Series at COL (4/30).
- Skated playoff career high 29:37 in Game 1 of Western Conference Quarterfinal Series at COL (4/17).
- Led team with season-high five blocked shots at WPG (4/7).
- Notched game-winning goal and plus-3 rating at ARI (3/29) to set career high in points.
- Recorded two assists and four hits at NJ (3/20).
- Collected goal and season-best plus-4 rating at NYI (3/18).
- Tallied goal and skated career-high 30:40 vs. EDM (3/12).
- Skated in 200th NHL game at NYR (12/22).
- Skated 29:25 (second-highest in career) and recorded four shots, four hits and four blocked shots at COL (11/29).
- Whistled for career-high four penalty minutes at TB (10/17) and at MTL (11/19).
- Missed 14 games with a lower-body injury suffered vs. BUF (1/2).

CAREER

- Has recorded 28 penalty minutes over the last four seasons, second-lowest total in the NHL amongst players that have played at least 200 games.
- Set career highs in goals, power-play goals and game-winning tallies in 2012-13. Ranked second in scoring amongst team defensemen and third in TOI/game.
- Recorded career-high five-game point streak (2-4=6, 3/20-3/29/13).
- Set team record for defensemen with plus-5 rating (along with Clayton Stoner) at DAL (3/25/13).
- Led team defensemen in scoring and shots in 2011-12. Ranked third on team in TOI/game, fourth in blocked shots and power-play points (2-10=12). Missed 12 games due to injury in 2011-12.
- Recorded two PIM in 53 games during rookie season in 2010-11 to become third NHL defenseman to play in 50 or more games in a season and register two or fewer penalty minutes (Tomas Kaberle 2001-02, Bill Quackenbush 1948-49).
- Made NHL debut at CGY (11/29/10), recorded assist for first NHL point at CHI (1/25/11) and notched first career NHL goal vs. EDM (2/22/11, Khabibulin).
- Ranked fifth in assists and ninth in scoring amongst Western Hockey League (WHL) defensemen in 2009-10.
- Member of 2008 Spokane Chiefs Memorial Cup championship team. Tallied five assists in 21 playoff games including one helper in four Memorial Cup contests.
- Was a plus-36 rating and ranked tied for 14th in scoring amongst WHL defensemen in 2008-09.
- Ranked tied for third in the WHL in plus-minus rating (plus-36) and 13th in scoring amongst defensemen in 2007-08.

SPURGEON'S PROFESSIONAL CAREER

SEASON	TEAM	LEAGUE	GP	G	A	PTS	+/-	PIM	PP	SH	GW	S	S%	BS	H	TOI
2010-11	MINNESOTA	NHL	53	4	8	12	-1	2	2	0	1	38	10.5	45	37	15:04
	Houston	AHL	23	2	7	9	-5	10	1	0	0	34	5.9	--	--	--
2011-12	MINNESOTA	NHL	70	3	20	23	-4	6	2	0	1	92	3.3	95	36	21:35
2012-13	MINNESOTA	NHL	39	5	10	15	1	4	4	0	2	67	7.5	55	46	21:33
2013-14	MINNESOTA	NHL	67	5	21	26	15	16	2	0	1	91	5.5	107	80	22:38
WILD/NHL TOTALS			229	17	59	76	11	28	10	0	5	288	5.9	302	199	20:23

SPURGEON'S PROFESSIONAL POSTSEASON CAREER

SEASON	TEAM	LEAGUE	GP	G	A	PTS	+/-	PIM	PP	SH	GW	S	S%	BS	H	TOI
2010-11	Houston	AHL	23	1	10	11	5	10	1	0	0	--	--	--	--	--
2012-13	MINNESOTA	NHL	5	0	0	0	-3	2	0	0	0	8	0.0	14	0	21:15
2013-14	MINNESOTA	NHL	13	3	3	6	0	2	1	0	0	22	13.6	26	21	24:04
WILD/NHL TOTALS			18	3	3	6	-3	4	1	0	0	30	10.0	40	21	23:17

CAREER TRANSACTIONS

- Signed as a free agent by Minnesota on Sept. 23, 2010; Selected by N.Y. Islanders in the sixth round (156th overall) of the 2008 NHL Entry Draft.
- Signed through 2015-16. Becomes a restricted free agent 2016-17.



JARED SPURGEON

20 DEFENSEMAN



**RYAN
SUTER**

(S00-tuhr)

Shoots: Left
Ht: 6-1 • Wt: 200
Born: 1/21/85
Madison, WI, USA

VS. NHL

TEAM	GP	G	A	PTS	+/-	PIM
ANA	33	2	15	17	-4	20
ARI	32	3	6	9	4	18
BOS	8	1	5	6	2	10
BUF	8	0	5	5	0	8
CAR	9	0	4	4	5	10
CGY	36	3	11	14	0	24
CHI	52	4	25	29	-4	42
CBJ	47	2	23	25	14	38
COL	38	1	19	20	9	16
DAL	32	3	9	12	3	29
DET	52	4	18	22	-6	35
EDM	35	3	15	18	15	18
FLA	11	1	6	7	0	8
LA	32	1	15	16	-1	16
MIN	26	3	7	10	5	26
MTL	8	0	4	4	-2	4
NJ	9	1	6	7	-3	6
NSH	8	0	5	5	1	4
NYI	8	1	1	2	5	4
NYR	7	0	2	2	-3	2
OTT	8	3	4	7	3	6
PHI	9	1	3	4	-4	4
PIT	7	1	2	3	0	2
SJ	33	2	14	16	-9	32
STL	50	2	19	21	11	24
TB	7	0	3	3	3	4
TOR	8	1	3	4	6	6
VAN	35	1	10	11	10	22
WSH	10	4	1	5	4	12
WPG	14	2	3	5	-4	4

SUTER'S CAREER HIGHLIGHTS

Goals, Game: 3 – vs. WSH, 1/4/14
Assists, Game: 3 – three times
Points, Game: 3 – five times
PIM, Game: 7 – at DAL, 3/1/08
+/-, Game: 4 – six times
Shots, Game: 7 – vs. BUF, 12/3/11

TOI, Game: 36:51 – at WSH, 11/7/13
Goal Streak: 2g – two times
Assist Streak: 7g – 12/11-12/23/13
Point Streak: 8g – 3/3-3/18/09
Career Hat Tricks: 1
Career Shootout: 0-0

2013-14 HIGHLIGHTS

- Led NHL in TOI/game for second straight season. TOI/game total of 29:25 is highest by a player since 2001-02 (Chris Pronger – 29:28). Skated at least 30 minutes in 37 games.
- Set career highs in blocked shots and shots. Tied career high in goals and plus-minus rating was second-best of his career. Led team in blocked shots, T-1st in plus-minus rating, second in assists, third in shots.
- Led defensemen and ranked T-3rd on team in playoff scoring. Ranked third in NHL in TOI/game during playoffs.
- One of three players to skate in all 82 games (Cooke, Pominville).
- Second Wild defenseman to record 30 assists in season (Zidlicky, 37 in 2009-10).
- Totalled 108:19 in three-game span (11/7-11/13) – most by NHL player since TOI started being tracked in 2000-01 (Elias), including career-high and franchise-record 36:51 at WSH (11/7).
- Served as alternate captain, recorded three assists and led Team USA in TOI/game (23:27) at 2014 Olympics.
- Recorded first career hat trick vs. WSH (1/4) including two power-play goals in 42 seconds to become first Wild defenseman to record hat trick and score twice in less than a minute.
- Notched 300th career point with assist on game-winning goal at NSH (1/12).
- Recorded career-best seven-game assist streak (0-7=7, 12/11-12/23) – franchise record for defensemen.
- Appeared in 600th career game vs. NSH (10/22).

CAREER

- Ranks first in the NHL in TOI/game (26:02) and seventh in scoring amongst NHL defensemen since 2008-09.
- Skated a franchise playoff record 41:08 TOI in Game 1 of Western Conference Quarterfinal at CHI (4/30/13). Led NHL in TOI/game during 2013 playoffs (31:37).
- Named to the 2013 NHL First All-Star Team and a finalist for the James Norris Memorial Trophy for first time in his career (finished second in voting).
- Led NHL in TOI/game and ranked second in assists and third in scoring amongst defensemen in 2012-13. Skated more than 30 minutes in 10 games.
- Posted career highs in points (46), assists (39), power play points (3-22=25) and blocked shots (116) with Nashville in 2011-12. Ranked third in the NHL in TOI/game (26:30), third among NHL defensemen in power-play points, tied for sixth in assists and tied for 10th in scoring.
- Skated in 2012 NHL All-Star Game and registered an assist in 17:34 of ice time for Team Chara.
- Recorded 200th career assist with three helpers vs. CHI (3/31/12).
- Led all skaters in TOI/game during 2011 playoffs (28:51).
- Scored the overtime-forcing goal at 18:53 of the third period, then assisted on winning goal in Nashville's double overtime win in Game 2 of the Western Conference Semifinal at VAN (4/30/11). Logged 42:01 in contest.
- Posted career highs in PIM, game-winning goals and hits in 2008-09.
- Scored first career power-play goal at VAN (10/31/06).
- Scored first career NHL goal, added an assist and plus-4 rating at CHI (12/21/05, Khabibulin). Posted first career multi-point game with two assists at STL (10/15/05). Notched an assist and logged 12:49 in NHL debut vs. SJ (10/5/05).
- Ranked second on Wisconsin with a plus-19 rating, third with 93 PIM and led team defensemen with 16 assists during freshmen campaign (2003-04). Named to the 2004 WCHA All-Rookie Team.
- Has competed in 11 international competitions for the United States.
- Earned a silver medal at the 2010 Olympics serving as an alternate captain. Led the United States in TOI/game at 22:50, highlighted by a game-high 31:31 played in the Gold Medal Game. Tied for the Olympic tournament lead with plus-9 rating. Tied for first on Team USA with four assists.
- Served as captain at the 2005 World Junior Championship. Named to the All-Tournament Team leading tournament defensemen in scoring (1-7=8). Helped United States capture its first-ever gold medal at 2004 World Junior Championship.
- Won USA Hockey's 2002-03 Bob Johnson Award, given annually to the U.S. player who excels in international competition. Won a gold medal at the 2002 Under-18 and Under-17 World Championships.

SUTER'S PROFESSIONAL CAREER

SEASON	TEAM	LEAGUE	GP	G	A	PTS	+/-	PIM	PP	SH	GW	S	S%	BS	H	TOI
2004-05	Milwaukee	AHL	63	7	16	23	-	70	-	-	-	-	-	-	-	-
2005-06	NASHVILLE	NHL	71	1	15	16	7	66	0	0	0	84	1.2	86	38	17:21
2006-07	NASHVILLE	NHL	82	8	16	24	10	54	1	0	0	87	9.2	69	45	20:09
2007-08	NASHVILLE	NHL	76	7	24	31	3	71	1	0	1	138	5.1	75	57	20:35
2008-09	NASHVILLE	NHL	82	7	38	45	-16	73	3	0	3	143	4.9	93	87	24:16
2009-10	NASHVILLE	NHL	82	4	33	37	4	48	2	0	1	125	3.2	112	55	23:59
2010-11	NASHVILLE	NHL	70	4	35	39	20	54	1	0	1	115	3.5	84	64	25:12
2011-12	NASHVILLE	NHL	79	7	39	46	15	30	3	1	1	134	5.2	116	46	26:30
2012-13	MINNESOTA	NHL	48	4	28	32	2	24	3	0	1	91	4.4	74	33	27:16
2013-14	MINNESOTA	NHL	82	8	35	43	15	34	3	0	0	150	5.3	132	72	29:25
WILD TOTALS			130	12	63	75	17	58	6	0	1	241	3.8	206	105	28:38
NHL TOTALS			672	50	263	313	60	454	17	1	8	1067	4.7	841	498	23:47

SUTER'S PROFESSIONAL POSTSEASON CAREER

SEASON	TEAM	LEAGUE	GP	G	A	PTS	+/-	PIM	PP	SH	GW	S	S%	BS	H	TOI
2004-05	Milwaukee	AHL	7	1	5	6	-	16	-	-	-	-	-	-	-	-
2006-07	NASHVILLE	NHL	5	1	0	1	0	8	0	0	0	9	11.1	6	3	23:09
2007-08	NASHVILLE	NHL	6	1	1	2	-2	4	0	0	0	6	16.7	6	5	21:12
2009-10	NASHVILLE	NHL	6	0	0	0	-1	0	0	0	0	16	0.0	9	11	24:09
2010-11	NASHVILLE	NHL	12	1	5	6	2	6	0	0	0	23	4.3	21	21	28:51
2011-12	NASHVILLE	NHL	10	1	3	4	-3	4	1	0	0	30	3.3	14	12	28:50
2012-13	MINNESOTA	NHL	5	0	0	0	-5	4	0	0	0	5	0.0	10	10	31:37
2013-14	MINNESOTA	NHL	13	1	6	7	-5	4	1	0	0	29	3.4	28	25	29:13
WILD TOTALS			18	1	6	7	-10	8	1	0	0	34	3.4	38	35	29:53
NHL TOTALS			57	5	15	20	-14	30	2	0	0	118	4.2	94	87	27:23

CAREER TRANSACTIONS

- Signed by Minnesota as a free agent, July 4, 2012; Selected by Nashville in the first round (seventh overall) of the 2003 NHL Entry Draft.
- Signed through 2024-25. Becomes an unrestricted free agent 2025-26.



26
LEFT WING



THOMAS
VANEK

Shoots: Right
Ht: 6-2 • Wt: 218
Born: 1/19/84
Vienna, AUT

VS. NHL

TEAM	GP	G	A	PTS	+/-	PIM
ANA	9	6	3	9	5	0
ARI	10	2	6	8	1	4
BOS	55	30	32	62	22	28
BUF	2	0	1	1	1	0
CAR	31	13	19	32	8	26
CGY	7	1	3	4	-4	4
CHI	10	3	4	7	4	0
CBJ	10	3	5	8	-5	8
COL	10	5	4	9	-2	4
DAL	8	3	6	9	4	8
DET	14	4	4	8	-7	2
EDM	6	1	5	6	5	8
FLA	33	21	11	32	4	22
LA	7	3	4	7	-2	6
MIN	8	5	5	10	5	2
MON	53	16	22	38	3	36
NJ	31	9	5	14	-7	18
NSH	6	0	4	3	0	0
NYI	30	10	11	21	0	24
NYR	33	11	12	23	-1	16
OTT	53	19	20	39	-11	36
PHI	33	13	16	29	2	18
PIT	32	15	9	24	-1	34
SJ	9	6	0	6	4	2
STL	8	1	2	3	-4	6
TB	36	25	15	40	3	16
TOR	50	22	26	48	8	30
VAN	7	2	5	7	3	2
WAS	31	11	11	22	9	14
WPG	31	17	9	26	-9	30

VANEK'S CAREER HIGHLIGHTS

Goals, Game: 4 – at OTT, 4/10/10	TOI, Game: 24:14 – at WPG, 10/18/08
Assists, Game: 3 – four times	Goal Streak: 5g – 10/10-10/18/08
Points, Game: 5 – two times	Assist Streak: 5g – two times
PIM, Game: 6 – two times	Point Streak: 10g – 12/21/13-1/7/14
+/-, Game: 5 – vs. PHI, 10/17/06	Career Hat Tricks: 9
Shots, Game: 9 – five times	Career Shootout: 22-61

2013-14 HIGHLIGHTS

- Recorded 68 points (27-41=68) in 78 games with Buffalo, the New York Islanders and Montreal.
- Ranked T-26th in the NHL in scoring.
- 41 assists tied career-best.
- Ranked second on Montreal in PPG and T-2nd on team in goals during playoffs.
- Represented Austria at the 2014 Winter Olympic Games in Sochi and registered one assist in four games.
- Notched hat trick vs. COL (3/18).
- Tallied 15 points (5-10=15) during career-high 10-game point streak (12/20-1/7).
- Recorded goal and assists vs. BOS (11/2). Goal was his 500th career NHL point and his first goal as an Islander.
- Registered nine shots vs. OTT (10/4) to tie career high.

CAREER

- Ranks third in power-play goals, eighth in goals, 13th in GWG and T-23rd in shots since entering the NHL in 2005-06.
- Has recorded at least 20 goals in all nine NHL seasons and at least 25 goals in eight of nine seasons overall.
- Totalled 556 points (277-279=556) and a plus-41 rating in 663 regular-season games during nine NHL seasons with Buffalo, the New York Islanders and Montreal.
- Spent majority of his career with Buffalo (2005-14), ranking fourth in Sabres history in power-play goals scored (106) and game-winning goals (41), fifth in goals (254), seventh in shots (1685), 10th in points (497) and 15th in games played (598).
- Finished T-3rd in the NHL in power-play goals, T-10th in goals and T-22nd in takeaways (34) in 38 games in 2012-13. Led Buffalo in points.
- Registered career-high five points vs. PHI (2-3=5, 1/20/13) and at BOS (3-2=5, 1/31/13) and named NHL Third Star for January.
- Led Buffalo with five goals in seven playoff games in 2011. Scored two power play goals in Game 2 at PHI (4/16/11) and in Game 6 vs. PHI (4/24/11).
- Registered 200th career assist at OTT (12/20/11) and played 500th career game vs. TOR (12/16/11). Tallied 32 goals in 2010-11 and became only player in Sabres history to lead team in goals for five consecutive seasons. Scored 200th career goal at WSH (4/2/11).
- Recorded career high four goals at OTT (4/10/10).
- Skated in 2009 NHL All-Star Game and led NHL with 20 power-play goals in 2008-09.
- Ranked 13th in the NHL in goals in 2007-08.
- Recorded game-winning goals in Game 1 vs. NYR (4/25/07) and Game 2 vs. NYR (4/27/07) in Eastern Conference Semifinal Series.
- Set career highs in goals (43), assists (41) and points (84) in 2006-07. Led the NHL in plus-minus with a plus-47 rating. Named to the NHL Second All-Star Team.
- Scored first NHL playoff goal in Game 4 at PHI (4/28/06).
- Ranked sixth amongst NHL rookies in goals and seventh in points in 2005-06.
- Tallied an assist in his first NHL game vs. NYI (10/5/05) and tallied first two NHL goals vs. CAR (11/9/05, Gerber).
- Named to the 2005 AHL All-Rookie Team. Led the AHL with 25 power-play goals and ranked second in goals with 42.
- Totalled 113 points (57-56=113) in 83 games during two seasons with the University of Minnesota (2002-04). Helped Golden Gophers claim 2003 NCAA title and was named NCAA Championship Tournament MVP.
- Led NCAA rookies with 62 points (31-31=62) in 45 games and named WCHA Rookie of the Year. First European to play at the University of Minnesota.

VANEK'S PROFESSIONAL CAREER

SEASON	TEAM	LEAGUE	GP	G	A	PTS	+/-	PIM	PP	SH	GW	S	S%	BS	H	TOI	FO%
2004-05	Rochester	AHL	74	42	26	68	-3	62	—	—	—	—	—	—	—	—	—
2005-06	BUFFALO	NHL	81	25	23	48	-11	72	15	0	4	204	12.3	22	22	14:44	21.7
2006-07	BUFFALO	NHL	82	43	41	84	-17	40	19	0	5	237	18.1	36	30	16:47	28.2
2007-08	BUFFALO	NHL	82	36	28	64	-5	64	20	0	9	240	15.0	24	45	16:51	46.2
2008-09	BUFFALO	NHL	73	40	24	64	-1	44	10	2	5	211	19.0	27	34	17:12	16.7
2009-10	BUFFALO	NHL	71	28	25	53	9	42	11	0	6	182	15.4	15	46	16:46	22.2
2010-11	BUFFALO	NHL	80	32	41	73	2	24	10	0	5	238	13.4	12	30	17:21	30.8
2011-12	BUFFALO	NHL	78	26	35	61	-6	52	9	0	5	204	12.7	22	34	16:56	50.0
2012-13	Graz EC	Austria	11	5	10	15	—	4	—	—	—	—	—	—	—	—	—
	BUFFALO	NHL	38	20	21	41	-1	20	8	1	2	119	16.8	4	13	18:24	66.7
2013-14	BUFFALO	NHL	13	4	5	9	-5	4	1	0	0	50	8.0	4	3	18:37	40.0
	NY ISLANDERS	NHL	47	17	27	44	4	34	5	0	2	137	12.4	10	17	20:00	100.0
	MONTREAL	NHL	18	6	9	15	8	8	2	0	2	61	9.8	3	10	18:11	42.5
NHL TOTALS			663	277	279	556	41	404	113	3	45	1883	14.7	179	284	17:04	35.6

VANEK'S PROFESSIONAL POSTSEASON CAREER

YEAR	TEAM	LEAGUE	GP	G	A	PTS	+/-	PIM	PP	SH	GW	S	S%	BS	H	TOI	FO%
2004-05	Rochester	AHL	5	2	3	5	—	10	—	—	—	—	—	—	—	—	—
2005-06	BUFFALO	NHL	10	2	0	2	-1	6	2	0	0	16	12.5	3	3	10:45	33.3
2006-07	BUFFALO	NHL	16	6	4	10	2	10	1	0	2	36	16.7	4	4	16:27	25.0
2009-10	BUFFALO	NHL	3	2	1	3	1	2	0	0	0	10	20.0	0	3	13:38	0.0
2010-11	BUFFALO	NHL	7	5	0	5	-7	0	4	0	0	20	25.0	3	5	17:10	0.0
2013-14	MONTREAL	NHL	17	5	5	10	-4	4	3	0	0	28	17.9	2	16	14:53	30.0
NHL TOTALS			53	20	10	30	-9	22	10	0	2	110	18.2	12	31	14:48	25.0

- Graduate of O'Gorman High School in Sioux Falls, S.D.
- Named the USHL MVP and to the USHL First All-Star Team in 2002 after leading league in scoring with 91 points (46-45=91) in 53 games with Sioux Falls.

CAREER TRANSACTIONS

- Signed as a free agent by Minnesota on July 1, 2014; Acquired by Montreal from the New York Islanders in exchange for Sebastian Collberg and a second-round selection in the 2014 NHL Entry Draft, March 5, 2014; Acquired by the New York Islanders from Buffalo in exchange for Matt Moulson and first-round selection in the 2014 NHL Entry Draft and a second-round selection in the 2015 NHL Entry Draft, Oct. 27, 2013; Selected by Buffalo in the first round (fifth overall) of the 2003 NHL Entry Draft.
- Signed through 2016-17. Becomes an unrestricted free agent 2017-18.



THOMAS VANEK

19

LEFT WING



**STEPHANE
VEILLEUX**

(steph-AWN vay-DOH)
Shoots: Left
Ht: 6-1 • Wt: 199
Born: 11/16/81
Beauceville, QC, CAN

VS. NHL

TEAM	GP	G	A	PTS	+/-	PIM
ANA	22	3	2	5	-3	6
ARI	27	1	4	5	1	17
BOS	8	1	0	1	-3	2
BUF	12	1	0	1	-2	7
CAR	13	1	2	3	2	6
CGY	34	2	3	5	-12	43
CHI	25	4	5	9	-7	34
CBJ	19	1	2	3	-1	18
COL	35	5	5	10	0	12
DAL	24	0	1	1	-11	16
DET	18	2	1	3	-7	15
EDM	32	4	3	7	-3	21
FLA	11	1	0	1	-2	8
LA	24	1	3	4	1	15
MIN	1	0	0	0	-1	2
MTL	7	1	1	2	0	11
NJ	7	1	0	1	-4	2
NSH	22	3	6	9	2	14
NYI	11	1	2	3	0	2
NYR	7	0	0	0	0	0
OTT	8	0	1	1	-1	11
PHI	7	1	0	1	-4	0
PIT	8	2	0	2	0	2
SJ	21	2	5	7	0	4
STL	18	4	3	7	0	8
TB	7	0	0	0	-2	4
TOR	7	0	1	1	-1	2
VAN	35	2	3	5	-3	34
WSH	13	2	2	4	-1	6
WPG	11	3	0	3	-2	16

VEILLEUX'S CAREER HIGHLIGHTS

Goals, Game: 2 – two times	TOI, Game: 22:30 – at COL, 10/28/07
Assists, Game: 2 – two times	Goal Streak: 2g – three times
Points, Game: 2 – nine times	Assist Streak: 2g – three times
PIM, Game: 27 – vs. CHI, 4/11/06	Point Streak: 3g – 12/23-12/29/08
+/-, Game: 2 – seven times	Career Hat Tricks: None
Shots, Game: 5 – six times	Career Shootout: 0-1

2013-14 HIGHLIGHTS

- Wild went 21-11-2 when he was in the lineup.
- Led team with four hits at WPG (4/7) and vs. CAR (10/24).
- Skated season-high 12:04 vs. DAL (1/21).
- Led team with season-high three blocked shots vs. NYI (12/29).
- Goal at WPG (12/27) was first NHL goal since Feb. 2, 2010 at ATL.
- Recorded 14 points (5-9=14) and 33 PIM in 34 games with Iowa (AHL).

CAREER

- Ranks fourth in franchise history in hits (437), eighth in games played (416), 10th in PIM (290) and 11th in shots (584).
- Tallied eight points (3-5=8) and 45 PIM in 33 games with Houston (AHL) in 2012-13. Added two assists in three playoff games with the Aeros.
- Tallied 100th career NHL point with an assist and recorded season-high four hits and plus-2 rating at CGY (3/11/12).
- Set career highs in games played, goals, points and shots with Minnesota in 2008-09. Ranked second on team with 98 hits.
- Set franchise playoff record with 25 PIM in Game 4 of 2008 Western Conference Quarterfinal at COL (4/15/08).
- Led Wild with career-best 113 hits in 2007-08.
- Established career highs in assists (11) and plus-minus rating (plus-3) with the Wild in 2006-07. Finished second on team with 89 hits.
- Scored game-winning goal and piled up a career-high 27 PIM in a 19-second span of the third period in a 2-0 victory vs. CHI (4/11/06).
- Made NHL debut at DET (10/19/02). Scored first career NHL point with an assist at CHI (10/24/02) and scored first NHL goal at COL (10/27/02, Roy).
- Led Aeros in playoff scoring with 18 points (7-11=18) in 23 games as Houston won the 2003 Calder Cup.
- Helped lead Val-d'Or to the 2001 Memorial Cup Finals tallying 33 points (15-18=33) in 21 playoff games. The Foreurs lost to the Red Deer Rebels 6-5 in overtime in the championship game.

CAREER TRANSACTIONS

- Acquired from New Jersey along with D Kurtis Foster, RW Nick Palmieri, a 2012 second-round selection (Raphael Bussieres) and a 2013 third-round selection (traded to NY Islanders, Eamon McAdam) in exchange for D Marek Zidlicky on Feb. 24, 2012; Signed as a free agent by New Jersey, July 30, 2011; Signed as a free agent by Tampa Bay, July 7, 2009; Selected by Minnesota in the third round (93rd overall) of the 2001 NHL Entry Draft.
- Signed through 2014-15. Becomes an unrestricted free agent 2015-16.

VEILLEUX'S PROFESSIONAL CAREER

SEASON	TEAM	LEAGUE	GP	G	A	PTS	+/-	PIM	PP	SH	GW	S	S%	BS	H	TOI	FO%
2001-02	Houston	AHL	77	13	22	35	5	113	0	2	3	—	—	—	—	—	—
2002-03	MINNESOTA	NHL	38	3	2	5	-6	23	1	0	0	52	5.8	—	—	—	—
	Houston	AHL	29	8	4	12	1	43	2	0	0	80	10	—	—	—	—
2003-04	MINNESOTA	NHL	19	2	8	10	0	20	1	1	1	37	5.4	—	—	14:20	40.0
	Houston	AHL	64	13	25	38	-11	66	3	4	2	—	—	—	—	—	—
2004-05	Houston	AHL	59	15	24	39	5	35	7	1	1	—	—	—	—	—	—
2005-06	MINNESOTA	NHL	71	7	9	16	-13	63	0	0	1	87	8	23	70	12:57	33.3
2006-07	MINNESOTA	NHL	75	7	11	18	3	47	0	0	1	84	8.3	31	89	12:17	29.9
2007-08	MINNESOTA	NHL	77	11	7	18	-13	61	0	0	0	136	8.1	25	113	14:31	37.8
2008-09	MINNESOTA	NHL	81	13	10	23	-17	40	0	1	1	146	8.9	31	98	15:47	27.3
2009-10	TAMPA BAY	NHL	77	3	6	9	-14	48	0	0	0	94	3.2	29	88	12:17	40.0
2010-11	Blues Espoo	SM-liiga	25	1	6	7	—	18	—	—	—	—	—	—	—	—	—
	HC Ambri-Piotta	Swiss-A	7	0	0	0	—	4	—	—	—	—	—	—	—	—	—
2011-12	NEW JERSEY	NHL	1	0	0	0	0	0	0	0	0	0	0	0	1	4:34	—
	MINNESOTA	NHL	21	0	2	2	-2	15	0	0	0	16	0	5	26	10:03	30.0
	Albany	AHL	40	11	11	22	3	53	4	0	3	54	—	—	—	—	—
2012-13	Houston	AHL	33	3	5	8	-10	45	0	1	0	—	—	—	—	—	—
2013-14	MINNESOTA	NHL	20	2	2	4	-2	21	2	2	4	16	0.0	5	26	10:04	30.0
	Iowa	AHL	34	5	9	14	-9	33	2	1	—	54	9.3	—	—	—	—
WILD TOTALS			416	46	46	95	-50	290	2	2	4	584	7.9	135	437	13:09	29.9
NHL TOTALS			494	49	45	104	-64	338	2	2	4	678	7.2	164	526	526	31.3

VEILLEUX'S PROFESSIONAL POSTSEASON CAREER

YEAR	TEAM	LEAGUE	GP	G	A	PTS	+/-	PIM	PP	SH	GW	S	S%	BS	H	TOI	FO%
2001-02	Houston	AHL	14	2	4	6	—	20	—	—	—	—	—	—	—	—	—
2002-03	Houston	AHL	23	7	11	18	7	12	1	1	1	72	10	—	—	—	—
2003-04	Houston	AHL	2	1	1	2	1	2	1	0	0	—	—	—	—	—	—
2006-07	MINNESOTA	NHL	5	0	0	0	0	4	0	0	0	6	0	2	12	12:39	66.7
2007-08	MINNESOTA	NHL	6	0	0	0	-2	27	0	0	0	13	0	2	10	15:42	50
2010-11	HC Ambri-Piotta	Swiss-A	11	0	1	1	—	31	—	—	—	—	—	—	—	—	—
2012-13	MINNESOTA	NHL	2	0	0	0	0	0	0	0	0	1	0.0	0	6	7:32	0.0
	Houston	AHL	3	0	2	2	3	6	0	0	0	—	—	—	—	—	—
2013-14	MINNESOTA	NHL	4	0	0	0	1	4	0	0	0	4	0.0	1	3	7:18	—
WILD/NHL TOTALS			17	0	0	0	-1	35	0	0	0	24	0.0	5	31	11:52	50.0



STEPHANE VEILLEUX



STU BICKEL

DEFENSEMAN

Shoots: Right **Height:** 6-4 **Weight:** 210

Born: October 2, 1986; Chanhassen, Minnesota

Acquired: Signed as a free agent, July 1, 2014.

2013-14: Collected eight points (1-7=8) and 85 PIM in 24 games with Harford (AHL)...**2012-13:** Skated in 16 NHL games with New York Rangers...Posted an even or better plus-minus rating in 14 of 16 contests...Recorded a career-high, 17 PIM at PHI (1/24/13)...Skated in 10 AHL games after being reassigned to Connecticut (3/24/13)...**2011-12:** Tallied a short-handed assist in his NHL debut at NJ (12/20/11)...Recorded an assist in first three NHL games and a plus-4 rating (0-4=4, 12/20-12/23/11)...Ranked third with Rangers in fighting majors (12)...Had three hits, a plus-two rating and skated career-high 21-54 vs. CAR (3/11/12)...Skated in 18 playoff games with Rangers and ranked fourth on the team in PIM...**2010-11:** Established career highs in games played (60), assists (10) and points (12) with Connecticut and Syracuse (AHL)...**2009-10:** Notched his first career AHL goal vs. Milwaukee on Jan. 23...**2008-09:** Made his AHL debut on vs. Peoria on Oct. 10 and appeared in 21 games with Iowa Chops...**2007-08:** Notched seven points (1-6=7) and led University of Minnesota in PIM (92)...**2006-07:** Captured the 2007 Clark Cup Championship with Sioux Falls (USHL)...Led USHL in PIM (215)...**2005-06:** Helped lead Southern Minnesota to the Robertson Cup Final Four.

2013-14 Eastern Hockey League Season												
SEASON	CLUB	LEAGUE	REGULAR SEASON					PLAYOFFS				
			GP	G	A	PTS	PIM	GP	G	A	PTS	PIM
2004-05	Green Bay	USHL	13	0	0	0	20	—	—	—	—	—
2005-06	Green Bay	USHL	14	0	0	0	25	—	—	—	—	—
	Southern Minnesota	NAHL	38	8	12	20	115	—	—	—	—	—
2006-07	Sioux Falls	USHL	57	2	11	13	215	8	0	3	3	29
2007-08	University of Minnesota	WCHA	45	1	6	7	92	—	—	—	—	—
2008-09	Iowa Chops	AHL	21	0	1	1	51	—	—	—	—	—
2009-10	Bakersfield	ECHL	24	1	12	13	50	9	0	2	2	14
	San Antonio	AHL	36	2	2	4	38	—	—	—	—	—
2010-11	Syracuse	AHL	6	0	3	3	14	—	—	—	—	—
	Elmira	ECHL	1	0	0	0	0	—	—	—	—	—
	Harford/Connecticut	AHL	54	2	7	9	135	6	0	1	1	6
2011-12	NEW YORK	NHL	51	0	9	9	108	18	0	0	0	16
	Connecticut	AHL	27	1	3	4	80	—	—	—	—	—
2012-13	NEW YORK	NHL	16	0	0	0	49	—	—	—	—	—
	Connecticut	AHL	10	0	1	1	18	—	—	—	—	—
2013-14	Hartford	AHL	24	1	7	8	85	—	—	—	—	—



JONATHON BLUM

DEFENSEMAN

Shoots: Right **Height:** 6-1 **Weight:** 190

Born: January 20, 1989; Long Beach, California

Acquired: Signed as a free agent by Minnesota on July 12, 2013; Selected by Nashville in the first round (23rd overall) of the 2007 NHL Entry Draft.

2013-14: Played in 100th career NHL game at LA (3/31)...Skated season-high 14:26 at DET (3/23) and recorded three shots, three blocked shots and two hits...Made Wild debut at ARI (1/9) and skated 12:56 and attempted five shots...Named Iowa Wild AHL Man of the Year for outstanding contributions to the Des Moines community...**2012-13:** Set career highs in games played, assists, shots and hits with Nashville...**2011-12:** Began season with Nashville and played in 33 of Predators first 39 games before being assigned to Milwaukee (1/6/12)...Established career-highs in blocked shots and TOI/game...Ranked fifth on Milwaukee (AHL) in assists despite playing in only 48 games...**2010-11:** Made NHL debut in the venue where he was drafted at CBJ (2/22/11) and spent remainder of season with Nashville...Tallied first-career NHL goal vs. CBJ (2/27/11, Garon)...Tied for eighth among NHL rookie defensemen with plus-8 rating...**2009-10:** Finished third among AHL rookie defensemen in points and goals and tied for second in power-play points (6-14=20)...Ranked third among first-year blueliners, and tied for second on the Admirals, with a plus-17 rating...Only Milwaukee player to appear in all 80 regular season contests...Named to The Hockey News' AHL Western Conference All-Rookie Team.

			REGULAR SEASON					PLAYOFFS				
SEASON	CLUB	LEAGUE	GP	G	A	PTS	PIM	GP	G	A	PTS	PIM
2009-10	Milwaukee	AHL	80	11	30	41	32	7	1	7	8	0
2010-11	NASHVILLE	NHL	23	3	5	8	8	12	0	2	2	0
	Milwaukee	AHL	54	7	27	34	20	1	0	0	0	0
2011-12	NASHVILLE	NHL	33	3	4	7	6	—	—	—	—	—
	Milwaukee	AHL	48	4	22	26	36	3	0	1	1	4
2012-13	NASHVILLE	NHL	35	1	6	7	6	—	—	—	—	—
	Milwaukee	AHL	34	1	11	12	16	—	—	—	—	—
2013-14	MINNESOTA	NHL	15	0	1	1	0	—	—	—	—	—
	Iowa	AHL	54	7	22	29	23	—	—	—	—	—



BRADY BRASSART

CENTER

Shoots: Right **Height:** 6-1 **Weight:** 200

Born: June 15, 1993; Vernon, British Columbia

Acquired: Signed as a free agent, March 1, 2014.

2013-14: Collected 85 points (35-50=85) including 11 power-play goals, six game-winning goals, a plus-11 rating and 94 PIM in 70 games with Calgary (WHL)...Ranked tied for first on Hitmen in scoring, tied for 15th in WHL in scoring and tied for 19th in goals and assists...Tallied 269 points (112-157=269), 374 PIM and a plus-92 rating in 323 games during five WHL seasons with Calgary and Spokane...**2012-13:** Ranked second on team in goals and plus-minus rating (+40), third in scoring and fourth in PIM...Led team and ranked tied for sixth in the WHL in playoff goals...**2011-12:** Ranked third on team in plus-minus (+21) and fourth in scoring and PIM...**2010-11:** Tallied 32 points (8-24=32) during second season with Spokane...**2009-10:** Led team rookies in goals and ranked second in scoring.

SEASON	CLUB	LEAGUE	REGULAR SEASON					PLAYOFFS				
			GP	G	A	PTS	PIM	GP	G	A	PTS	PIM
2009-10	Spokane	WHL	53	9	6	15	16	7	0	1	1	4
2010-11	Spokane	WHL	65	7	25	32	70	9	1	2	3	10
2011-12	Calgary	WHL	70	25	34	59	106	5	0	0	0	8
2012-13	Calgary	WHL	65	35	43	78	88	17	9	1	10	22
2013-14	Calgary	WHL	70	35	50	85	94	6	3	6	9	8
	Iowa	AHL	9	1	0	1	4	—	—	—	—	—

BRETT BULMER

RIGHT WING

Shoots: Right **Height:** 6-4 **Weight:** 216

Born: April 26, 1992; Prince George, British Columbia

Acquired: Selected in the second round (39th overall) of the 2010 NHL Entry Draft.

2013-14: Recalled by Minnesota twice during season and skated in five NHL contests...Ranked T-5th on Houston in goals...**2012-13:** Tallied seven points (4-3=7) with 41 PIM in 43 games in his first full season with Houston (AHL)...Skated in four playoff contests for the Aeros...**2011-12:** Began season with Minnesota and made NHL debut in Wild season opener vs. CBJ (10/8/11)...Tallied assist for first NHL point at NYI (10/10/11)...Skated career-best 16:54 at VAN (10/22/11)...Assigned to Kelowna (WHL) on Oct. 31...Led Rockets in goals, ranked second in assists, T-2nd in plus-minus (+10) and fourth in PIM...Led Kelowna in playoff scoring and PIM...Ended season with Houston (AHL) appearing in six regular season games and four playoff contests...Tallied GWG in Aeros lone playoff win...**2010-11:** Ranked second on Kelowna in PIM and T-3rd in assists...Missed 14 games with a leg injury...Saw action in eight playoff games with the Houston Aeros...**2009-10:** Ranked fourth on Kelowna in assists and PIM...Ranked No. 65 amongst North American skaters by NHL Central Scouting — up from a rank of 164 at the mid-term ranking.

SEASON	CLUB	LEAGUE	REGULAR SEASON					PLAYOFFS				
			GP	G	A	PTS	PIM	GP	G	A	PTS	PIM
2008-09	Kelowna	WHL	3	0	0	0	2	—	—	—	—	—
2009-10	Kelowna	WHL	65	13	27	40	95	12	3	2	5	6
2010-11	Kelowna	WHL	57	18	31	49	109	10	4	2	6	4
	Houston	AHL	—	—	—	—	—	8	0	0	0	6
2011-12	MINNESOTA	NHL	9	0	3	3	2	—	—	—	—	—
	Kelowna	WHL	53	34	28	62	93	3	1	4	5	17
	Houston	AHL	6	1	1	2	2	4	1	1	2	2
2012-13	Houston	AHL	43	4	3	7	41	4	0	0	0	2
2013-14	MINNESOTA	NHL	5	0	0	0	2	—	—	—	—	—
	Iowa	AHL	43	11	8	19	79	—	—	—	—	—



RAPHAEL BUSSIERES

LEFT WING

Shoots: Left

Height: 6-2

Weight: 205

Born: November 5, 1993; Longueuil, Quebec

Acquired: Selected in the second round (46th overall) of the 2012 NHL Entry Draft.

2013-14: Led Iowa (AHL) rookies in assists and T-1st in scoring...**2012-13:** Ranked tied for 17th in the QMJHL in playoff scoring with 16 points (4-12=16) in 19 games...Ranked third on team in goals and scoring during the regular season...Six GWG ranked second on team...Named QMJHL's No. 2 Star for November after scoring 23 points (10-13=23) and plus-11

rating in 13 contests, tying team record with an eight-game goal streak (Nov. 9-23)...Named CHL Player of the Week Nov. 19 with 10 points (4-6=10) and plus-3 rating in seven-day stretch...Had 13-game point streak (11-15=26, Oct. 28-Nov. 25)...**2011-12:** Ranked third on team in goals, fourth in scoring and seventh in PIM...Ranked T-4th on team in playoff scoring...**2010-11:** Ranked second on Baie-Comeau in scoring and third in goals...His eight PPG ranked T-1st on team...**2009-10:** Split season with Moncton and Baie-Comeau, totaling 17 points (7-10=17) in 20 games.

SEASON	CLUB	LEAGUE	REGULAR SEASON					PLAYOFFS				
			GP	G	A	PTS	PIM	GP	G	A	PTS	PIM
2009-10	Moncton	QMJHL	20	1	2	3	8	—	—	—	—	—
	Baie-Comeau	QMJHL	24	6	8	14	13	—	—	—	—	—
2010-11	Baie-Comeau	QMJHL	66	17	22	39	39	—	—	—	—	—
2011-12	Baie-Comeau	QMJHL	56	21	23	44	60	5	3	5	8	11
2012-13	Baie-Comeau	QMJHL	60	29	39	68	43	19	4	12	16	18
2013-14	Iowa	AHL	61	5	14	19	51	—	—	—	—	—



JOHN CURRY

GOALTENDER

Catches: Left

Height: 5-11

Weight: 179

Born: February 27, 1984; Maplewood, Minnesota

Acquired: Signed as a free agent, February 17, 2014.

2013-14: Made Minnesota Wild debut vs. STL (4/10) and recorded a career-high and Wild season-high 43 saves to earn first NHL win since 12/11/08 vs. NYL...Became fifth Wild goalie to start a game against St. Louis during season...Served as backup at CHI (4/3) to become seventh goalie to dress in a game for Minnesota...**2012-13:** Appeared in 32 games with Orlando (ECHL)

and one game with Houston (AHL)...**2011-12:** Played for Hamburg in German Elite League...**2010-11:** Played in 2011 AHL All-Star Game and teamed with Brad Thiessen to win the Harry Holmes Memorial Award presented to the goaltender(s) with the lowest GAA who appeared in at least 50 percent of his team's regular season games with the lowest GAA...**2009-10:** Suffered loss in lone NHL start at VAN (1/16/10)...**2008-09:** Began season with Pittsburgh at the NHL Premiere in Stockholm, Sweden...Earned first NHL win in relief of Dany Sabourin at NYI (11/26/08)...Made first NHL start at BUF (11/28/08) and recorded first win as starter vs. NYI (12/11/08)...Ranked tied for second in AHL in wins and tied for seventh in shutouts...**2007-08:** Named to the AHL All-Rookie Team...Ranked fifth in AHL in GAA and T-13th in SV%...Finished second in the AHL with 14 playoff wins...**2003-07:** Went 59-29-15 with a 2.07 GAA, a .923 SV% and 13 shutouts in 107 games at Boston University...Ranks first all-time in Terriers history in GAA and SV%...T-1st in shutouts and second in saves (2606)...His .928 SV% in 2006-07 and 1.97 GAA in 2004-05 both rank second all-time in Boston history...Finalist for the 2007 Hobey Baker Memorial Award, Hockey East Player of the Year, First Team All-American, won the George V. Brown Award as Boston University's Most Valuable Player and set a Beanpot Tournament record with a .985 SV% and was named Tournament MVP.

		REGULAR SEASON							PLAYOFFS				
SEASON	CLUB	LEAGUE	GP	W	L	OT	GAA	SO	GP	W	L	GAA	SO
2003-04	Boston University	H-East	1	—	—	—	0.00	0	—	—	—	—	—
2004-05	Boston University	H-East	33	18	11	3	2.00	3	—	—	—	—	—
2005-06	Boston University	H-East	37	24	8	4	2.24	3	—	—	—	—	—
2006-07	Boston University	H-East	36	17	10	8	2.01	7	—	—	—	—	—
2007-08	Las Vegas	ECHL	6	4	1	0	2.81	0	—	—	—	—	—
	Wilkes-Barre/Scranton	AHL	40	24	12	3	2.23	3	23	14	9	2.83	1
	Wheeling	ECHL	1	0	1	0	4.00	0	—	—	—	—	—
	PITTSBURGH	NHL	3	2	1	0	2.40	0	—	—	—	—	—
	Wilkes-Barre/Scranton	AHL	50	33	15	1	2.38	4	7	4	3	3.36	0
	PITTSBURGH	NHL	1	0	1	0	12.25	0	—	—	—	—	—
	Wilkes-Barre/Scranton	AHL	46	23	19	2	2.87	1	3	0	3	3.07	0
2010-11	Wilkes-Barre/Scranton	AHL	41	12	13	0	2.44	2	—	—	—	—	—
2011-12	Hamburg	DEL	42	22	20	0	2.73	3	—	—	—	—	—
2012-13	Orlando	ECHL	32	17	11	2	2.80	0	—	—	—	—	—
	Houston	AHL	1	0	0	1	0.92	0	—	—	—	—	—
	MINNESOTA	NHL	2	1	0	0	3.00	0	—	—	—	—	—
	Iowa	AHL	19	7	9	2	2.62	1	—	—	—	—	—
	Orlando	ECHL	13	10	2	0	2.66	0	—	—	—	—	—



MATT DUMBA

DEFENSEMAN

Shoots: Right

Height: 6-0

Weight: 189

Born: July 25, 1994; Regina, Saskatchewan

Acquired: Selected in the first round (7th overall) of the 2012 NHL Entry Draft.

2013-14: Started season with Minnesota and made NHL debut vs. ANA (10/5/13) to become second-youngest defenseman to make his NHL debut with the Wild (19 years, 72 days)...Recorded first NHL goal in third game vs. DAL (10/12/13, Ellis)...Collected first NHL assist vs. CAR (10/24)...Skated career-high 15:30 at BUF (10/14/13)...Assigned to Canadian National Junior Team on Dec. 12...Served as alternate captain and recorded an assist and led team defensemen with a plus-4 rating in seven games with Team Canada...Loaned to Portland (WHL) on Jan. 7...Registered a plus-31 rating in 26 regular season games with Winterhawks...Ranked first on team in plus-minus rating, fourth in goals and PIM and seven in scoring during playoffs...**2012-13:** Started NHL season with Minnesota but did not appear in a game before being reassigned to Red Deer (WHL) on Jan. 12...Ranked third on team in scoring and PIM and fourth in goals...His six PPG ranked T-2nd on team...Skated in two games as an alternative captain as Team WHL split a pair of games vs. Russia during the CHL's Subway Super Series...Played in three games with Houston after being assigned on April 15...**2011-12:** Led all WHL defensemen in goals and was sixth in points, while leading Red Deer with nine PPG...Captain of Team Canada at the 2012 Under-18 World Championship, recording a tournament-best 12 points (5-7=12) in seven games...Named the Best Defenseman of the competition en route to capturing a bronze medal...**2010-11:** Named WHL's Rookie of the Year...Led team rookies in scoring and plus-minus rating (+24)...Captained Canada at the 2011 Under-18 Ivan Hlinka Memorial and recorded three points (2-1=3) in five games to help Canada capture gold.

SEASON	CLUB	LEAGUE	REGULAR SEASON					PLAYOFFS				
			GP	G	A	PTS	PIM	GP	G	A	PTS	PIM
2009-10	Red Deer	WHL	6	0	2	2	4	2	0	0	0	4
2010-11	Red Deer	WHL	62	15	11	26	83	9	2	0	2	20
2011-12	Red Deer	WHL	69	20	37	57	67	—	—	—	—	—
	Canada	WJ-U18	7	5	7	12	20	—	—	—	—	—
2012-13	Red Deer	WHL	62	16	26	42	80	9	2	2	4	14
	Houston	AHL	3	0	0	0	2	5	0	0	0	0
2013-14	MINNESOTA	NHL	13	1	1	2	2	—	—	—	—	—
	Portland	WHL	26	8	16	24	37	21	8	10	18	33

JUSTIN FALK

DEFENSEMAN

Shoots: Left

Height: 6-5

Weight: 222

Born: Oct. 11, 1988; Snowflake, Manitoba

Acquired: Signed as a free agent August 1, 2014.

2013-14: Tallied his first point as a Ranger with an assist and registered three hits and three blocked shots vs. NJ (12/7)...Skated season-high 17:43 vs. VAN (11/30)...**2012-13:** Skated in his 100th career NHL game vs. ARI (3/27)...Posted a plus or even rating in 27 of 36 contests...**2011-12:** Established career highs in games played, goals, assists, points, PIM, hits (78), blocked shots (78), and shots (46)...Ranked fourth on the team in hits...Finished sixth among NHL rookies in time on ice per game (19:29) and eighth in blocked shots...Tallied the first goal of his NHL career at COL (1/24, Giguere)...Skated in a career-high 26:53 of ice time on Nov. 19 vs. STL...**2010-11:** Recorded first point of his NHL career with an assist vs. VAN (10/19)...Posted a plus or even rating in 14 of 22 NHL contests...Notched five assists in 24 playoff games as Aeros advanced to the Calder Cup Finals...**2009-10:** Made NHL debut at CBJ (3/19)...Established AHL career highs in games played and PIM...**2008-09:** Skated in 65 regular season games and 20 playoff matches with Houston during first pro season...**2007-08:** Ranked second among Spokane defensemen in assists and points as Chiefs captured WHL Championship and Memorial Cup...Originally selected by Minnesota in the fourth round (110th overall) of the 2007 NHL Entry Draft.

SEASON	CLUB	LEAGUE	REGULAR SEASON					PLAYOFFS				
			GP	G	A	PTS	PIM	GP	G	A	PTS	PIM
2004-05	Calgary	WHL	4	0	0	0	2	5	0	0	0	0
	Swan Valley	MJHL	56	0	8	8	46	—	—	—	—	—
2005-06	Calgary	WHL	5	0	2	2	0	—	—	—	—	—
	Spokane	WHL	48	0	8	8	35	—	—	—	—	—
2006-07	Spokane	WHL	62	3	12	15	88	6	0	0	0	8
2007-08	Spokane	WHL	72	4	22	26	98	21	1	4	5	12
2008-09	Houston	AHL	65	0	3	3	44	20	0	2	2	4
2009-10	MINNESOTA	NHL	3	0	0	0	6	—	—	—	—	—
	Houston	AHL	69	3	6	9	87	—	—	—	—	—
2010-11	MINNESOTA	NHL	22	0	3	3	6	—	—	—	—	—
	Houston	AHL	55	3	11	14	41	24	0	5	5	33
2011-12	MINNESOTA	NHL	47	1	8	9	54	—	—	—	—	—
2012-13	MINNESOTA	NHL	36	0	3	3	40	4	0	0	0	2
2013-14	NEW YORK	NHL	21	0	2	2	20	—	—	—	—	—



CHRISTIAN FOLIN

DEFENSEMAN


Shoots: Right Height: 6-3 Weight: 214

Born: February 2, 1991; Gothenburg, Sweden

Acquired: Signed as a free agent, March 31, 2014.

2013-14: Registered an assist and a plus-3 rating in 19:26 of ice time in his NHL debut vs. STL (4/10)...Ranked tied for fourth on UMass Lowell in scoring with 20 points (4-16=20), including three game-winning goals and two power-play goals, in 41 games, totaling a plus-10 rating and 31 PIM...Helped River Hawks win Hockey East Tournament Championship and was named to the NCAA Northeast Regional All-Tournament Team and the Hockey East All-Tournament Team...**2012-13:** Recorded 21 points (6-15=21) in 38 games...Ranked sixth in scoring amongst Hockey East defensemen and Hockey East freshmen...Lowell advanced to the Frozen Four after claiming the Hockey East Tournament and Regular-Season Championships...**2011-12:** Played second season with the Austin Bruins (Minn)...Ranked tied for second amongst North American Hockey League (NAHL) defensemen in goals and plus-minus rating...Named to NAHL All-Central Division Team...**2010-11:** Started season with the Fargo Force (USHL) before joining Austin Bruins...Attended Katrinelundsgymnasiet High School in Sweden.

SEASON	CLUB	LEAGUE	REGULAR SEASON					PLAYOFFS				
			GP	G	A	PTS	PIM	GP	G	A	PTS	PIM
2010-11	Fargo	USHL	12	2	2	4	6	—	—	—	—	—
	Austin	NAHL	33	1	9	10	27	—	—	—	—	—
2011-12	Austin	NAHL	54	11	20	31	50	2	0	1	1	2
2012-13	UMass-Lowell	H-EAST	38	6	15	21	24	—	—	—	—	—
2013-14	MINNESOTA	NHL	1	0	1	1	0	—	—	—	—	—
	UMass-Lowell	H-EAST	41	6	14	20	31	—	—	—	—	—



KURTIS GABRIEL

RIGHT WING


Shoots: Right Height: 6-4 Weight: 212

Born: April 20, 1993; Newmarket, Ontario

Acquired: Selected in the third round (81st overall) of the 2013 NHL Entry Draft.

2013-14: Ranked first on Owen Sound in assists, T-1st in PIM and T-2nd in scoring during regular season...Served as assistant captain...Signed entry level contract with Minnesota on March 3...Tallied 100 points (33-67=100), 291 PIM and a plus-20 rating in 232 games during four seasons with Owen Sound...Tallied four points (2-2=4) and 15 PIM in eight games with Iowa (AHL) after signing ATO on April 1...**2012-13:** Posted 28 points (13-15=28), 100 PIM and a plus-14 rating in 67 games with Owen Sound...Tallied four power-play goals and two game-winning markers...Led team with two power-play goals and 34 PIM in playoffs and added one shorthanded tally...**2011-12:** Recorded 17 points (4-13=17) and 72 PIM in 65 contests with Owen Sound...**2010-11:** Tallied four points (1-3=4) in 40 contests during first season in OHL.

SEASON	CLUB	LEAGUE	REGULAR SEASON					PLAYOFFS				
			GP	G	A	PTS	PIM	GP	G	A	PTS	PIM
2010-11	Owen Sound	OHL	40	1	3	4	20	—	—	—	—	—
2011-12	Owen Sound	OHL	65	4	13	17	72	4	0	0	0	0
2012-13	Owen Sound	OHL	67	13	15	28	100	12	3	2	5	34
2013-14	Owen Sound	OHL	60	16	35	51	99	5	0	1	1	22
	Iowa	AHL	8	2	2	4	15	—	—	—	—	—



GUILLAUME GELINAS

DEFENSEMAN

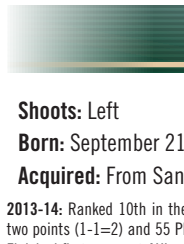
Shoots: Left Height: 5-10 Weight: 194

Born: June 14, 1993; Quebec City, Quebec

Acquired: Signed as a free agent, July 1, 2014.

2013-14: Earned the Emile Bouchard Trophy as the top defenseman in the QMJHL and named to the QMJHL First All-Star Team...Ranked seventh in the league and led all defensemen in scoring, totaling seven goals and 18 points more than any other blueliner during the regular season...His 14 power-play goals ranked tied for eighth in the QMJHL...Named the QMJHL Third Star of the month in November and December...Helped the Foreurs win the President's Cup as QMJHL Playoff Champions...Val d'Or lost to Edmonton in the Memorial Cup semifinals...Ranked third in the QMJHL in playoff assists, fourth in scoring and tied for fifth in goals...He recorded seven goals and 10 points more than any other defenseman in the playoffs...Notched 193 points (43-150=193) and 294 PIM in 275 games during five seasons with Val d'Or...**2012-13:** Ranked seventh amongst QMJHL defensemen in assists and eighth in scoring...**2011-12:** Ranked tied for first on team in plus-minus rating (+6) and led team defensemen in scoring...**2010-11:** Ranked second in scoring amongst team defensemen and rookies.

SEASON	CLUB	LEAGUE	REGULAR SEASON					PLAYOFFS				
			GP	G	A	PTS	PIM	GP	G	A	PTS	PIM
2009-10	Val d'Or Foreurs	QMJHL	16	0	1	1	6	—	—	—	—	—
2010-11	Val d'Or Foreurs	QMJHL	60	4	17	21	53	4	0	0	0	6
2011-12	Val d'Or Foreurs	QMJHL	64	10	24	34	43	4	1	0	1	6
2012-13	Val d'Or Foreurs	QMJHL	68	6	39	45	111	6	1	2	3	2
2013-14	Val d'Or Foreurs	QMJHL	67	23	69	92	81	24	11	23	34	20



CURT GOGOL

LEFT WING

Shoots: Left Height: 5-11 Weight: 195

Born: September 21, 1991; Calgary, Alberta

Acquired: From San Jose Sharks in exchange for Chad Rau, Feb. 5, 2014.

2013-14: Ranked 10th in the AHL in PIM...Recorded four points (3-1=4) and 149 PIM in 40 games with Worcester and two points (1-1=2) and 55 PIM in 16 games with Iowa...**2012-13:** Finished second on Worcester (AHL) in PIM...**2011-12:** Finished first amongst AHL rookies with 19 fighting majors and 167 PIM...**2010-11:** Started season with Saskatoon (WHL) and was traded to Chilliwack on Nov. 2...Named an alternate captain for Chilliwack...Ranked third in the WHL in PIM...**2009-10:** Split season between Kelowna and Saskatoon...Ranked 19th in the WHL in PIM...Posted four points (1-3=4) during the playoffs...**2008-09:** Ranked second amongst AHL rookies in PIM and 11th overall...Kelowna reached the Memorial Cup Final vs. Windsor.

SEASON	CLUB	LEAGUE	REGULAR SEASON					PLAYOFFS				
			GP	G	A	PTS	PIM	GP	G	A	PTS	PIM
2007-08	Kelowna	WHL	1	0	0	0	0	—	—	—	—	—
2008-09	Kelowna	WHL	63	1	4	5	144	22	1	0	1	30
2009-10	Kelowna	WHL	35	0	6	6	120	—	—	—	—	—
	Saskatoon	WHL	8	1	0	1	29	10	1	3	4	23
2010-11	Saskatoon	WHL	15	1	1	2	59	—	—	—	—	—
	Chilliwack	WHL	47	4	8	12	142	5	0	1	1	6
2011-12	Worcester	AHL	53	6	4	10	167	—	—	—	—	—
2012-13	Worcester	AHL	38	4	2	6	139	—	—	—	—	—
2013-14	Worcester	AHL	40	3	1	4	149	—	—	—	—	—
	Iowa	AHL	16	1	1	2	55	—	—	—	—	—



TYLER GRAOVAC

CENTER

Shoots: Right

Height: 6-5

Weight: 206

Born: April 27, 1993; Brampton, Ontario

Acquired: Selected in the seventh round (191st overall) of the 2011 NHL Entry Draft.

2013-14: Led Iowa (AHL) rookies in goals and T-1st in scoring...**2012-13:** Signed an entry-level contract with the Wild on April 2...Awarded the William Hanley Trophy (OHL's Most Sportsmanlike Player)...Ranked T-10th in the OHL in goals and 18th in scoring...His eight PPG ranked T-4th...Ranked T-9th in OHL playoff scoring...Traded to Belleville on Jan. 5...

Represented Team OHL in SUBWAY® Super Series...**2011-12:** Represented Team OHL in the 2011 SUBWAY® Super Series, helping his team to a 10-7 win vs. Team Russia (11/10)...Scored the game winner to force game seven in the second round and was named the first star in games six and seven (4/15-17)...**2010-11:** Registered 21 points (10-11=21) in 66 games with the Ottawa 67's (OHL)...Ranked the 120th skater by Central Scouting Service.

SEASON	CLUB	LEAGUE	REGULAR SEASON					PLAYOFFS				
			GP	G	A	PTS	PIM	GP	G	A	PTS	PIM
2009-10	Ottawa	OHL	52	2	7	9	17	12	0	0	0	2
2010-11	Ottawa	OHL	66	10	11	21	10	—	—	—	—	—
2011-12	Ottawa	OHL	50	8	19	27	31	18	4	6	10	12
2012-13	Ottawa	OHL	30	21	14	35	8	—	—	—	—	—
	Belleville	OHL	30	17	21	38	10	15	6	16	22	17
2013-14	Iowa	AHL	64	13	12	25	29	—	—	—	—	—



JOHAN GUSTAFSSON

GOALTENDER

Catches: Left

Height: 6-2

Weight: 197

Born: February 28, 1992; Koping, Sweden

Acquired: Selected in the sixth round (159th overall) of the 2010 NHL Entry Draft.

2013-14: Led Iowa (AHL) in wins and games played during first season of professional hockey in North America...Was recalled by Minnesota six times during regular season but did not appear in an NHL game...**2012-13:** Ranked fourth in Sweden's Elite League in GAA and fifth in SV% during regular season...Served as third goalie for Sweden at World Championship...

2011-12: Posted a 1.75 GAA and a .932 SV% in 29 games to help lead Lulea HF to the best regular season record...Ranked second in the League in GAA and fifth in SV%...Helped Sweden win World Junior Championship going 5-0-0 with a 2.20 GAA, a .888 SV% and one shutout...**2010-11:** Played 26 games with Vasteras (Sweden-1), earning a 2.30 GAA and a .911 SV%...Registered two shutouts...**2009-10:** Recorded a 2.02 GAA and a .918 SV% for Sweden at the Under-18 World Championship...**2008-09:** Two appearances in the World Under-18 Championship produced a 1.00 GAA and a .964 SV%.

SEASON	CLUB	LEAGUE	REGULAR SEASON						PLAYOFFS				
			GP	W	L	OT	GAA	SO	GP	W	L	GAA	SO
2008-09	Farjestad	Swe-Jr.	15	—	—	—	1.94	—	—	—	—	—	—
	Farjestad	Swe-3	14	—	—	—	1.63	—	4	—	—	3.68	—
	Sweden	WJ-18	2	—	—	—	1.00	—	—	—	—	—	—
2009-10	Farjestad	SEL	3	—	—	—	3.96	0	—	—	—	—	—
	Skare	Swe-3	26	—	—	—	2.86	—	—	—	—	—	—
	Sweden	WJ-18	4	3	1	0	2.02	0	—	—	—	—	—
2010-11	Vasteras	Swe-1	26	—	—	—	2.30	2	—	—	—	—	—
2011-12	Lulea	Sweden	29	18	11	0	1.75	6	3	1	2	3.36	0
	Sweden	WJC	5	3	0	0	2.20	1	—	—	—	—	—
2012-13	Lulea HF	Sweden	33	20	13	0	1.70	4	15	8	7	2.03	0
2013-14	Iowa	AHL	40	12	20	4	2.98	1	—	—	—	—	—



COLTON JOBKE

DEFENSEMAN

Shoots: Left

Height: 6-0

Weight: 200

Born: April 20, 1992; Vancouver, British Columbia

Acquired: Signed as a free agent September 23, 2010.

2013-14: Skated in 11 games with Iowa over two months, Jan. 3-Feb. 28...**2012-13:** Had surgery to repair severed tendons in his left hand after being injured Nov. 9 and returned Dec. 29...**2011-12:** Ranked second on Regina (WHL) in PIM and fourth with eight PPG...Skated in two games with Houston (AHL)...**2010-11:** Notched 10 points (1-9=10) in 51 games with the Kelowna Rockets (WHL)...Earned 84 PIM and finished the regular season with a plus-6 rating...Tallied seven PIM in nine playoff games...**2009-10:** Registered eight points (0-8=8) in 69 games with Kelowna...Earned 71 PIM...Added four assists and 14 PIM in 12 postseason games...**2008-09:** Tallied 11 points (3-8=11) in 46 games with the Penticton Vees (BCHL).

SEASON	CLUB	LEAGUE	REGULAR SEASON					PLAYOFFS				
			GP	G	A	PTS	PIM	GP	G	A	PTS	PIM
2008-09	Penticton	BCHL	46	3	8	11	11	5	0	0	0	2
2009-10	Kelowna	WHL	69	0	8	8	71	12	0	4	4	14
2010-11	Kelowna	WHL	51	1	9	10	84	9	0	0	0	7
2011-12	Regina	WHL	71	10	19	29	104	5	0	0	0	10
	Houston	AHL	2	0	0	0	0	—	—	—	—	—
2012-13	Regina	WHL	31	3	15	18	58	—	—	—	—	—
	Orlando	ECHL	3	0	0	0	10	—	—	—	—	—
2013-14	Iowa	AHL	11	0	0	0	4	—	—	—	—	—



MICHAEL KERANEN

CENTER

Shoots: Left

Height: 6-1

Weight: 172

Born: January 4, 1990; Stockholm, Sweden

Acquired: Signed as a free agent June 5, 2014.

2013-14: Received the Lasse Oksanen Award given to the best player during the regular season...Ranked tied for first in Finland's Elite League in scoring and game-winning goals (six) and tied for second in assists...Named to Elite League All-Star Team...Collected 101 points (41-60=101) and 122 PIM in 194 games in last four seasons with Ilves Tampere...**2012-13:** Ranked second on his team in goals, assists and points.

SEASON	CLUB	LEAGUE	REGULAR SEASON					PLAYOFFS				
			GP	G	A	PTS	PIM	GP	G	A	PTS	PIM
2009-10	Ilves Tampere	SM-Liiga	1	0	0	0	0	—	—	—	—	—
2010-11	Ilves Tampere	SM-Liiga	42	5	6	11	45	—	—	—	—	—
2011-12	Ilves Tampere	SM-Liiga	44	6	5	11	20	—	—	—	—	—
2012-13	Ilves Tampere	SM-Liiga	56	13	14	27	10	—	—	—	—	—
2013-14	Ilves Tampere	SM-Liiga	52	17	35	52	47	—	—	—	—	—



ZACK MITCHELL

RIGHT WING

Shoots: Right Height: 6-0 Weight: 190

Born: January 7, 1993; Orangeville, Ontario

Acquired: Signed as a free agent, March 4, 2014.

2013-14: Tallied 83 points (31-52=83) in 67 games with Guelph (OHL) including nine power-play goals and seven game-winning tallies...Ranked tied for third in the OHL in plus-minus rating (+52), tied for 14th in assists and tied for 19th in scoring...Led the OHL in playoff plus-minus rating (+23), ranked second in playoff scoring, tied for second in

assists and tied for third in goals...Guelph claimed the WHL playoff championship and lost in the championship game of the Memorial Cup to Edmonton... Notched 243 points (102-141=243) in 322 games during five seasons with Guelph... **2012-13:** Ranked second on team in assists and third in scoring and goals... **2011-12:** Led team in goals and scoring, ranked tied for first in assists...Ranked tied for 12th in the OHL in goals and tied for 19th in scoring... **2009-10:** Ranked third on team in rookie scoring.

SEASON	CLUB	LEAGUE	REGULAR SEASON					PLAYOFFS				
			GP	G	A	PTS	PIM	GP	G	A	PTS	PIM
2009-10	Guelph	OHL	59	3	7	10	25	5	2	0	2	0
2010-11	Guelph	OHL	61	9	10	19	24	6	1	6	7	2
2011-12	Guelph	OHL	67	37	38	75	32	6	2	2	4	2
2012-13	Guelph	OHL	68	22	34	56	34	5	1	1	2	4
2013-14	Guelph	OHL	67	31	52	83	40	20	12	18	30	12



GUSTAV OLOFSSON

DEFENSEMAN

Shoots: Left Height: 6-3 Weight: 194

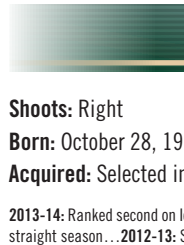
Born: December 1, 1994; Boras, Sweden

Acquired: Selected in the second round (46th overall) of the 2013 NHL Entry Draft.

2013-14: Signed entry-level contract with Minnesota on March 24...Named to the NCHC Academic All-Conference Team... Tallied five points (1-4=5) and a plus-5 rating in seven games to help Sweden claim a silver medal at World Junior Championship...Ranked T-2nd in scoring amongst defensemen in the tournament... **2012-13:** Collected 23 points (2-21=23), 59

PIM and a plus-11 rating in 63 games with the Green Bay Gamblers (USHL)...Named to the USHL All-Rookie Team and played in the USHL/NHL Top Prospects Game...Ranked 51st amongst North American skaters in Central Scouting's final rankings...Grew up in Sweden and California.

SEASON	CLUB	LEAGUE	REGULAR SEASON					PLAYOFFS				
			GP	G	A	PTS	PIM	GP	G	A	PTS	PIM
2011-12	Green Bay	USHL	3	0	1	1	0	—	—	—	—	—
2012-13	Green Bay	USHL	63	2	21	23	59	4	0	0	0	0
2013-14	Colorado	NCNC	30	4	4	8	20	—	—	—	—	—
	Iowa	AHL	8	1	0	1	2	—	—	—	—	—



ZACK PHILLIPS

CENTER


Shoots: Right Height: 6-0 Weight: 187

Born: October 28, 1992; Fredericton, New Brunswick

Acquired: Selected in the first round (28th overall) of the 2011 NHL Entry Draft.

2013-14: Ranked second on Iowa (AHL) in scoring, third in assists and T-4th in goals...Led team in games played for second straight season... **2012-13:** Skated in first professional season with Houston (AHL) and led team in games played...Tallied one assist in five playoff games... **2011-12:** Ranked second on Saint John (QMJHL) in scoring...Ranked third in QMJHL in plus-minus rating (plus-47), 10th in assists and 14th in scoring...Tallied 41 points (13-28=41) during league-best 22-game point streak (10/14-12/4)... Named Sea Dogs Most Valuable Player...Named CHL Player of the Week (4/8)...Led QMJHL in playoff assists, second in plus-minus (plus-29) and third in scoring... **2010-11:** Ranked second on team in scoring...Ranked tied for third in QMJHL with a plus-48 rating...Added 24 points (9-15=24) in 17 playoff matches to help the Sea Dogs claim the 2011 MasterCard Memorial Cup title... **2009-10:** Collected 44 points (16-28=44) in 65 games during first season with Saint John...Added six points (2-4=6) in 21 playoff contests.

SEASON	CLUB	LEAGUE	REGULAR SEASON					PLAYOFFS				
			GP	G	A	PTS	PIM	GP	G	A	PTS	PIM
2009-10	Saint John	QMJHL	65	16	28	44	31	21	2	4	6	4
2010-11	Saint John	QMJHL	67	38	57	95	16	17	9	15	24	8
2011-12	Saint John	QMJHL	60	30	50	80	32	17	9	23	32	4
2012-13	Houston	AHL	71	8	19	27	10	5	0	1	1	2
2013-14	Iowa	AHL	76	12	21	33	16	—	—	—	—	—



JOEL RECHLICZ

RIGHT WING

Shoots: Right Height: 6-4 Weight: 218

Born: June 14, 1987; Brookfield, Wisconsin

Acquired: Signed as a free agent, July 2, 2014.

2013-14: Skated in 25 games with Hershey (AHL) and collected two points (1-1=2) and 87 PIM... **2012-13:** Ranked 21st in AHL with 154 PIM...Appeared in 36 games with Portland and four games with Hershey... **2011-12:** Named Hershey's AHL Man of the Year for his outstanding contributions to community and charitable organizations...Ranked second in the AHL in PIM...Appeared in three NHL games with Washington and recorded 10 PIM... **2010-11:** Finished second on Hershey in PIM (132)...Scored first AHL goal vs. Bridgeport (2/19/11)... **2009-10:** Ranked fourth on Bridgeport with 132 PIM...Appeared in six NHL games with the New York Islanders and totaled 27 PIM... **2008-09:** Recorded an assist in first NHL game vs. NYR (3/5/09)...Recorded 68 PIM in 17 games with the Islanders...Skated in four games with Bridgeport and 45 with Utah (ECHL).

SEASON	CLUB	LEAGUE	REGULAR SEASON					PLAYOFFS				
			GP	G	A	PTS	PIM	GP	G	A	PTS	PIM
2007-08	Kalamazoo	IHL	25	1	0	1	100	—	—	—	—	—
	Albany	AHL	25	0	1	1	106	—	—	—	—	—
2008-09	NEW YORK	NHL	17	0	1	1	68	—	—	—	—	—
	Utah	ECHL	45	0	1	1	110	—	—	—	—	—
	Bridgeport	AHL	4	0	0	0	12	—	—	—	—	—
2009-10	NEW YORK	NHL	6	0	0	0	27	—	—	—	—	—
	Bridgeport	AHL	21	0	0	0	128	—	—	—	—	—
2010-11	Hershey	AHL	28	1	0	1	132	—	—	—	—	—
2011-12	WASHINGTON	NHL	3	0	0	0	10	—	—	—	—	—
	Hershey	AHL	44	1	1	2	267	—	—	—	—	—
2012-13	Portland	AHL	36	0	0	0	149	—	—	—	—	—
	Hershey	AHL	4	0	0	0	5	—	—	—	—	—
2013-14	Hershey	AHL	25	1	1	2	87	—	—	—	—	—



JORDAN SCHROEDER

CENTER

Shoots: Right

Height: 5-9

Weight: 176

Born: September 9, 1990; Prior Lake, Minnesota

Acquired: Signed as a free agent, July 11, 2014.

2013-14: Collected six points (3-3=6) in 25 games with Vancouver Canucks and one assist in two games with Utica (AHL)...**2012-13:** Split season with Vancouver (NHL) and Chicago (AHL)...Tallied nine points (3-6=9) in 31 games with the Canucks...Made NHL debut vs. CGY (1/23/13)...Collected first NHL point and won career-high 11 faceoffs at ANA (1/25/13) and recorded first two NHL goals

including game-winning tally vs. CGY (2/9/13, Leland Irving)...Posted a NHL-best four-game scoring streak (1-3=4, 3/19-3/24/13)...Finished fourth on the Wolves in scoring...**2011-12:** Finished third on the Wolves in scoring...Added two points (1-1=2) in five Calder Cup playoff matches...**2010-11:** Played first full professional season with Manitoba Moose (AHL) and ranked third on team in rookie scoring...Ranked T-3rd on team in playoff scoring...**2009-10:** Recorded two goals in his first AHL game with Manitoba (3/21/10) following his sophomore season at the University of Minnesota...Compiled a four-game scoring streak to start his professional career, registering six points (3-3=6, 3/21-3/29)...Ranked second on team in playoff scoring...Tallied eight points (3-5=8) in seven games and won gold medal with United States at 2010 World Junior Championship...**2008-09:** Named WCHA Rookie of the Year after leading the NCAA in rookie scoring with 45 points (13-32=45) in 35 games...Also named to the WCHA Second All-Star Team and WCHA Rookie Team...Tied for team lead with plus-17 rating...Led United States with 11 points (3-8=11) in six games at 2009 World Junior Championship...**2006-08:** Played two seasons with the U.S. National Team Development Program...Ranked second on United States with eight points (1-7=8) in six games at 2008 World Junior Championship.

SEASON	CLUB	LEAGUE	REGULAR SEASON					PLAYOFFS				
			GP	G	A	PTS	PIM	GP	G	A	PTS	PIM
2006-07	USNTDP	NAHL	31	12	11	23	10	—	—	—	—	—
2007-08	USNTDP	NAHL	14	1	8	9	4	—	—	—	—	—
2008-09	University of Minnesota	WCHA	35	13	32	45	29	—	—	—	—	—
2009-10	University of Minnesota	WCHA	37	9	19	28	14	—	—	—	—	—
	Manitoba	AHL	11	4	5	9	0	6	3	3	6	4
2010-11	Manitoba	AHL	61	10	18	28	10	14	1	5	6	2
2011-12	Chicago	AHL	76	21	23	44	18	5	1	1	2	0
2012-13	VANCOUVER	NHL	31	3	6	9	4	—	—	—	—	—
	Chicago	AHL	42	12	21	33	14	—	—	—	—	—
2013-14	VANCOUVER	NHL	25	3	3	6	2	—	—	—	—	—
	Utica	AHL	2	0	1	1	2	—	—	—	—	—



BRETT SUTTER

CENTER

Shoots: Left

Height: 6-0

Weight: 202

Born: June 2, 1987; Viking, Alberta

Acquired: Signed as a free agent, July 1, 2014.

2013-14: Collected two points (1-1=2) in 17 games with the Carolina Hurricanes and 44 points (15-29=44) in 62 games with Charlotte (AHL)...Spent third season as captain of the Checkers and ranked fourth on team in scoring...**2012-13:** Skated in three NHL games with

Carolina...Set AHL career highs in goals, assists and points...Ranked second on Charlotte in scoring and assists and fourth in goals...**2011-12:** Appeared in a career-high 15 NHL games with the Hurricanes...**2010-11:** Started season with Calgary but appeared in just four of 16 games prior to being traded to Carolina (11/17)...Picked up first career NHL assist vs. LA (10/10/10)...Appeared in one game with Carolina...Skated in all 16 Calder Cup Playoff games for Charlotte and led team in scoring and assists...**2009-10:** Appeared in 10 NHL games with the Flames...Served as an alternate captain for Abbotsford (AHL)...Led the Heat in playoff scoring with 11 points (4-7=11) in 13 contests...**2008-09:** Spent majority of the season with Quad City (AHL)...Played four games with Calgary and scored a goal in his NHL debut vs. ANA (12/23/08, Jean-Sebastien Giguere)...**2007-08:** Completed his first professional season, spending the entire season with Quad City (AHL).

SEASON	CLUB	LEAGUE	REGULAR SEASON					PLAYOFFS				
			GP	G	A	PTS	PIM	GP	G	A	PTS	PIM
2007-08	Quad City	AHL	75	4	6	10	63	—	—	—	—	—
2008-09	CALGARY	NHL	4	1	0	1	2	—	—	—	—	—
	Quad City	AHL	71	10	15	25	50	—	—	—	—	—
2009-10	CALGARY	NHL	10	0	0	0	5	—	—	—	—	—
	Abbotsford	AHL	66	9	15	24	69	13	4	7	11	20
2010-11	CALGARY	NHL	4	0	1	1	5	—	—	—	—	—
	CAROLINA	NHL	1	0	0	0	0	—	—	—	—	—
	Charlotte	AHL	60	9	12	21	84	16	4	10	14	15
2011-12	CAROLINA	NHL	15	0	3	3	11	—	—	—	—	—
	Charlotte	AHL	63	13	16	29	58	—	—	—	—	—
2012-13	CAROLINA	NHL	3	0	0	0	4	—	—	—	—	—
	Charlotte	AHL	70	19	29	48	62	5	0	0	0	0
2013-14	CAROLINA	NHL	17	1	1	2	9	—	—	—	—	—
	Charlotte	AHL	62	15	29	44	69	—	—	—	—	—



JASON ZUCKER

LEFT WING

Shoots: Left

Height: 5-11

Weight: 188

Born: January 16, 1992; Newport Beach, California

Acquired: Selected in the second round (59th overall) of the 2010 NHL Entry Draft.

2013-14: Had four goals and plus-6 rating in 11 January games with Minnesota...Tallied goal eight seconds into third period vs. EDM (1/16) to set franchise record for fastest goal to start a period...Recorded goal vs. WSH (1/4) for first career game-winning and power-play goal...Matched career high with six shots and logged second-highest TOI of his career (16:48) at WPG (11/23)...Missed final 23 games of season and playoffs due to injury...Had surgery to repair a tendon in his left quadriceps on March 25...**2012-13:** Ranked tied for first in the AHL in GWG (8), overtime goals (3), fifth in PPG (12) and tied for 12th in shots (205)...Led the Aeros in goals and ranked second in points...Named to the AHL All-Rookie Team...Led AHL rookies in shots, fourth in goals and fifth in scoring...Scored two points (1-1=2) in the AHL All-Star game...Recalled by Minnesota (2/16) and skated in 20 NHL games...Scored first career NHL goal in season debut vs. DET (2/17, Mrazek)...Ranked tied for second on Wild in playoff scoring...Scored overtime goal in Game 3 vs. CHI (5/5)...**2011-12:** Ranked second on University of Denver in scoring...Had nine PPG and plus-6 rating...Ranked tied for ninth in the NCAA in PPGs, tied for 13th in goals and tied for 15th in the nation in scoring...Ranked second in the WCHA in goals and tied for second in scoring...Named Second Team All-WCHA for second straight season...Named to Final Five All-Tournament Team...Notched seven points (3-4=7) in six games while captaining United States at World Junior Championship...Signed entry-level contract with Minnesota (3/27) and made NHL debut vs. FLA (3/29)...Posted two assists for first career NHL points vs. LA (3/31)...**2010-11:** Ranked second in the WCHA in goals and third in points...Was named the WCHA Freshman of the Year...Named to the Inside College Hockey All-America Rookie Team...Earned a bronze medal at the World Junior Championship, picking up one goal in four games...**2009-10:** Won gold medal at the 2009 and 2010 World Under-18 Championships as well as the 2010 World Junior Championship...**2008-09:** In 64 games with both the Under-18 and Under-17 National Team, he totaled 38 points (21-17=38) and 61 PIM...First Nevada-raised player to be drafted in the NHL.

SEASON	CLUB	LEAGUE	REGULAR SEASON					PLAYOFFS				
			GP	G	A	PTS	PIM	GP	G	A	PTS	PIM
2008-09	USNTDP	NAHL	36	11	4	15	55	—	—	—	—	—
	USNTDP	Ind	16	2	6	8	8	—	—	—	—	—
2009-10	USNTDP	USHL	22	11	7	18	23	—	—	—	—	—
	United States	WJ-U18	7	4	3	7	2	—	—	—	—	—
	United States	WJC	7	2	0	2	2	—	—	—	—	—
2010-11	Denver	WCHA	40	23	22	45	59	—	—	—	—	—
	United States	WJC	4	1	0	1	0	—	—	—	—	—
2011-12	MINNESOTA	NHL	6	0	2	2	2	—	—	—	—	—
	Denver University	WCHA	38	22	24	46	38	—	—	—	—	—
	United States	WJC	6	3	4	7	2	—	—	—	—	—
2012-13	MINNESOTA	NHL	20	4	1	5	8	5	1	1	2	0
	Houston	AHL	55	24	26	50	43	1	0	0	0	4
2013-14	MINNESOTA	NHL	21	4	1	5	2	—	—	—	—	—
	Iowa	AHL	22	8	5	13	55	—	—	—	—	—



ALEXANDRE BELANGER

Position: Goaltender **Catches:** Left **Height:** 6-1 **Weight:** 195

Born: August 19, 1995; Sherbrooke, Quebec

Acquired: Selected in the seventh round (200th overall) of the 2013 NHL Entry Draft.

2013-14: Ranked T-7th in the QMJHL in wins and 13th in GAA playing in his second full season with the Rouyn-Noranda Huskies...Named QMJHL Third Star of Week on Oct. 28 after going 3-0-0 with a 2.33 GAA and a .926 SV%...**2012-13:** Ranked second in wins amongst QMJHL rookies and third in GAA...Ranked 10th overall in the QMJHL in wins and 13th in GAA...Led rookies in playoff wins...Ranked 14th amongst North American goalies in Central Scouting's final rankings.

SEASON	CLUB	LEAGUE	REGULAR SEASON					SO	PLAYOFFS				
			GP	W	L	OT	GAA		GP	W	L	GAA	SO
2011-12	Rouyn-Noranda	QMJHL	2	0	1	0	2.12	0	—	—	—	—	—
2012-13	Rouyn-Noranda	QMJHL	44	24	13	4	3.46	1	14	8	5	3.55	0
2013-14	Rouyn-Noranda	QMJHL	52	28	18	3	3.23	1	9	4	5	3.62	0



LOUIS BELPEDIO

Position: Defenseman **Shoots:** Right **Height:** 5-10 **Weight:** 194

Born: May 14, 1996; Skokie, Illinois

Acquired: Selected in the third (80th overall) of the 2014 NHL Entry Draft.

2013-14: Served as captain of U.S. National Development Program Under-18 Team...Ranked third amongst team defensemen in scoring...Won a gold medal at the 2014 Under-18 World Championship, recording two assists in seven games...Named Team USA's top defensemen by tournament coaches...Committed to play at Miami University...Ranked 107th amongst North American skaters in Central Scouting's final rankings after not being ranked in midterm rankings.

SEASON	CLUB	LEAGUE	REGULAR SEASON					PIM	PLAYOFFS				
			GP	G	A	PTS	PIM		GP	G	A	PTS	PIM
2012-13	U.S. National Development	USHL	38	0	4	4	23	—	—	—	—	—	—
2013-14	U.S. National Under-18	USHL	26	5	10	15	24	—	—	—	—	—	—



CHRISTOPH BERTSCHY

Position: Center **Shoots:** Right **Height:** 5-10 **Weight:** 189

Born: April 5, 1994; Fribourg, Switzerland

Acquired: Selected in the sixth round (158th overall) of the 2012 NHL Entry Draft.

2013-14: Named to Switzerland's preliminary roster for World Junior Championship but did not participate due to injury...**2012-13:** Totaled five points (3-2=5) and a plus-4 rating in six games at the World Junior Championship tallying one PPG and one SHG...Ranked T-2nd on team in goals and T-3rd in scoring...Ranked second on Switzerland with six points (3-3=6) in five games at the World Junior A Challenge, as Switzerland finished third in the tournament...**2011-12:** Totaled 15 points (8-7=15) in 31 games for Bern of the Swiss League, while adding 22 points (7-15=22) in 13 games for the Junior team...Skated for Switzerland at the World Junior Championship, tallying four points (2-2=4)...Ranked tied for second on team in scoring and recorded one GWG.

SEASON	CLUB	LEAGUE	REGULAR SEASON					PIM	PLAYOFFS				
			GP	G	A	PTS	PIM		GP	G	A	PTS	PIM
2011-12	Bern	Swiss-A	31	8	8	16	10	—	—	—	—	—	—
2012-13	Bern	Swiss-A	41	4	2	6	18	—	—	—	—	—	—
2013-14	Bern	Swiss-A	37	6	8	14	10	—	—	—	—	—	—

NOLAN DE JONG

Position: Defenseman **Shoots:** Right **Height:** 6-2 **Weight:** 188

Born: April 25, 1995; Victoria, British Columbia

Acquired: Selected in the seventh round (197th overall) of the 2013 NHL Entry Draft.

2013-14: Tallied five assists and a plus-5 rating in his freshman season at the University of Michigan...**2012-13:** Recorded 24 points (5-19=24) in 51 contests with Victoria of the British Columbia Hockey League (BCHL)...Ranked 111th amongst North American skaters in Central Scouting's final rankings.

SEASON	CLUB	LEAGUE	REGULAR SEASON					PIM	PLAYOFFS				
			GP	G	A	PTS	PIM		GP	G	A	PTS	PIM
2011-12	Victoria	BCHL	56	2	15	17	20	—	—	—	—	—	—
2012-13	Victoria	BCHL	51	5	19	24	16	—	10	2	2	4	2
2013-14	University of Michigan	Big-10	29	0	5	5	12	—	—	—	—	—	—



JOHN DRAEGAR

Position: Defenseman **Shoots:** Right **Height:** 6-2 **Weight:** 188

Born: December 2, 1993; Edina, Minnesota

Acquired: Selected in the third round (68th overall) of the 2012 NHL Entry Draft.

2013-14: Ranked third on team in blocked shots (64) despite missing 12 games due to injury...**2012-13:** Ranked third in the nation with 89 blocked shots, averaging 2.12 blocks per game...One of four freshmen to appear in all 42 games for the Spartans...**2011-12:** Played for Shattuck-St. Mary's and recorded 41 points (11-30=41) in 57 games...**2010-11:** Had 11 points (3-8=11) in 54 games for Shattuck.

SEASON	CLUB	LEAGUE	REGULAR SEASON					PIM	PLAYOFFS				
			GP	G	A	PTS	PIM		GP	G	A	PTS	PIM
2010-11	Shattuck-St. Mary's	HS-MN	54	3	8	11	18	—	—	—	—	—	—
2011-12	Shattuck-St. Mary's	HS-MN	57	11	30	41	36	—	—	—	—	—	—
2012-13	Michigan State University	CCHA	42	1	9	10	22	—	—	—	—	—	—
2013-14	Michigan State University	Big-10	24	0	8	8	16	—	—	—	—	—	—



REID DUKE

Position: Center **Shoots:** Right **Height:** 6-0 **Weight:** 199

Born: January 28, 1996; Calgary, Alberta

Acquired: Selected in the sixth round (169th overall) of the 2014 NHL Entry Draft.

2013-14: Ranked tied for first on team with seven power-play goals, third in scoring and fifth in scoring... Ranked 137th amongst North American skaters in Central Scouting's final rankings...**2012-13:** Led Lethbridge with a plus-8 rating during first full season in WHL.

SEASON	CLUB	LEAGUE	REGULAR SEASON					PIM	PLAYOFFS				
			GP	G	A	PTS	PIM		GP	G	A	PTS	PIM
2011-12	Lethbridge	WHL	12	2	4	6	8	—	—	—	—	—	—
2012-13	Lethbridge	WHL	57	8	16	24	30	—	—	—	—	—	—
2013-14	Lethbridge	WHL	62	15	25	40	91	—	—	—	—	—	—





TANNER FAITH

Position: Defenseman **Shoots:** Right **Height:** 6-4 **Weight:** 214

Born: October 5, 1995; Terrace, British Columbia

Acquired: Selected in the fifth round (139th overall) of the 2014 NHL Entry Draft.

2013-14: Missed majority of season with an upper-body injury...**2012-13:** Ranked second amongst team defensemen with a plus-1 rating.

SEASON	CLUB	LEAGUE	REGULAR SEASON					PLAYOFFS				
			GP	G	A	PTS	PIM	GP	G	A	PTS	PIM
2010-11	Kootenay	WHL	4	0	0	0	2	—	—	—	—	—
2012-13	Kootenay	WHL	55	2	6	8	35	5	0	0	0	2
2013-14	Kootenay	WHL	10	0	1	1	9	—	—	—	—	—



ADAM GILMOUR

Position: Center **Shoots:** Right **Height:** 6-4 **Weight:** 192

Born: January 29, 1994; Albany, New York

Acquired: Selected in the fourth round (98th overall) of the 2012 NHL Entry Draft.

2013-14: Skated in all 40 games during his freshman season at Boston College...Ranked third amongst team freshmen in scoring...Ranked T-4th on team with four PPG and fourth with three GWG...**2012-13:** Led Muskegon (USHL) in assists, points, plus-minus rating (plus-10) and GWG (5) and fourth in goals...**2011-12:** Tallied 56 points (26-30=56) in 26 games for Nobles High School in Massachusetts...**2010-11:** Notched 27 points (11-16=27) in 27 games for Nobles...Gilmour also played at Thayer Academy with Charlie Coyle.

SEASON	CLUB	LEAGUE	REGULAR SEASON					PLAYOFFS				
			GP	G	A	PTS	PIM	GP	G	A	PTS	PIM
2010-11	Nobles	HS-MA	27	11	16	27	8	—	—	—	—	—
2011-12	Nobles	HS-MA	26	26	30	56	28	—	—	—	—	—
2012-13	Muskegon	USHL	64	19	28	47	12	3	1	0	1	10
2013-14	Boston	H-EAST	40	7	13	20	10	—	—	—	—	—



PAVEL JENYS

Position: Center **Shoots:** Right **Height:** 6-3 **Weight:** 190

Born: April 2, 1996; Brno, Czech Republic

Acquired: Selected in the seventh round (199th overall) of the 2014 NHL Entry Draft.

2013-14: Skated in 29 games for HC Kometa Brno in the Czech League and 26 in the Junior League...Tallied two goals in four games with Czech Republic at the 2013 World Junior A Challenge...Led Under-18 league in goals and tied for second in playoff scoring...Ranked 21st amongst European skaters in Central Scouting's final rankings.

SEASON	CLUB	LEAGUE	REGULAR SEASON					PLAYOFFS				
			GP	G	A	PTS	PIM	GP	G	A	PTS	PIM
2013-14	Brno Kometa	Czech	29	2	0	2	4	—	—	—	—	—

KAAPU KAHKONEN

Position: Goaltender **Catches:** Left **Height:** 6-1 **Weight:** 216

Born: August 16, 1996; Helsinki, Finland

Acquired: Selected in the fourth round (109th overall) of the 2014 NHL Entry Draft.

2013-14: Went 2-3-0 with a 3.37 GAA and a .885 SV% in five starts for Finland at the 2014 Under-18 World Championship...Ranked fourth amongst European goaltenders in Central Scouting's final rankings.

SEASON	CLUB	LEAGUE	REGULAR SEASON						PLAYOFFS				
			GP	W	L	OT	GAA	SO	GP	W	L	GAA	SO
2013-14	Blues	SM-Liiga	38	—	—	—	2.49	—	10	—	—	2.10	—



DYLAN LABBE

Position: Defenseman **Shoots:** Left **Height:** 6-2 **Weight:** 186

Born: January 9, 1995; St. Benjamin, Quebec

Acquired: Selected in the fourth round (107th overall) of the 2013 NHL Entry Draft.

2013-14: Led defensemen in scoring and ranked T-3rd on team in assists and T-4th in scoring...Notched four PPG...**2012-13:** Led team defensemen and ranked fourth on team in scoring...Ranked tied for second on team with five PPG...Ranked 74th amongst North American skaters in Central Scouting's final rankings.

SEASON	CLUB	LEAGUE	REGULAR SEASON					PLAYOFFS				
			GP	G	A	PTS	PIM	GP	G	A	PTS	PIM
2011-12	Shawnigan	QMJHL	6	0	0	0	7	4	0	1	1	0
2012-13	Shawnigan	QMJHL	61	7	21	28	57	—	—	—	—	—
2013-14	Shawnigan	QMJHL	63	9	18	27	20	3	0	0	0	2
	Iowa	AHL	11	1	2	3	4	—	—	—	—	—



CHASE LANG

Position: Center **Shoots:** Left **Height:** 6-1 **Weight:** 181

Born: September 13, 1996; Nanaimo, British Columbia

Acquired: Selected in the sixth round (167th overall) of the 2014 NHL Entry Draft.

2013-14: Totaled 25 points (10-15=25) and a plus-13 rating in 68 games with Calgary (WHL).

SEASON	CLUB	LEAGUE	REGULAR SEASON					PLAYOFFS				
			GP	G	A	PTS	PIM	GP	G	A	PTS	PIM
2011-12	Alberni Valley	BCHL	5	0	0	0	0	—	—	—	—	—
2012-13	Calgary	WHL	44	4	7	11	10	5	0	0	0	0
2013-14	Calgary	WHL	68	10	15	25	52	6	0	3	3	13





MARIO LUCIA

Position: Left Wing **Shoots:** Left **Height:** 6-3 **Weight:** 195

Born: August 25, 1993; Fairbanks, Alaska

Acquired: Selected in the second round (60th overall) of the 2011 NHL Entry Draft.

2013-14: Ranked second on team in goals and fourth in scoring...His seven PPG ranked first on team and four GWG was T-1st...**2012-13:** Helped Notre Dame claim the CCHA Championship and named to the CCHA All-Rookie Team...Named Notre Dame's Rookie of the Year...Named CCHA Offensive Player of the Week on March 4...Named CCHA Rookie of the Month for December...Named CCHA Rookie of the Week on Dec. 3 and 10...Helped United States earn gold medal at the World Junior Championship...Suffered a broken leg before the start of the season and made his college debut Nov. 15 at Michigan...**2011-12:**

Ranked tied for first in BCHL in goals and third in scoring...Ranked second on Penticton in scoring...Named to the BCHL Second All-Star Team and All-Rookie Team...Team won 42 straight regular season games (11/11-3/9)...Vees won RBC Cup National Championship...Ranked tied for third in league in playoff scoring...**2010-11:** Produced 54 points (30-24=54) and a plus-34 rating in 27 games with Wayzata High School.

SEASON	CLUB	LEAGUE	REGULAR SEASON					PLAYOFFS				
			GP	G	A	PTS	PIM	GP	G	A	PTS	PIM
2009-10	Wayzata High School	HS-MN	25	15	25	40	—	—	—	—	—	—
2010-11	U.S. National Development	USHL	6	3	0	3	0	—	—	—	—	—
	Wayzata High School	HS-MN	27	30	24	54	—	—	—	—	—	—
2011-12	Penticton	BCHL	56	42	51	93	42	15	6	10	16	2
2012-13	Notre Dame	CCHA	32	12	11	23	18	—	—	—	—	—
	United States	WJC	7	0	1	1	0	—	—	—	—	—
2013-14	Notre Dame	H-EAST	40	16	15	31	12	—	—	—	—	—



STEPHEN MICHALEK

Position: Goaltender **Catches:** Left **Height:** 6-3 **Weight:** 197

Born: August 6, 1993; Hartford, Connecticut

Acquired: Selected in the sixth round (161st overall) of the 2011 NHL Entry Draft.

2013-14: Started 15 games and registered first two collegiate shutouts in a span of three games...**2012-13:** Went 7-6-3 with a 3.09 GAA and a .900 SV% in 17 games with Cedar Rapids (USHL)...**2011-12:** Named second-team All-Ivy League and to the ECAC All-Rookie Team...Finished season with 22 starts, the third-highest total ever by a Crimson rookie...**2010-11:** Played with Loomis-Chaffee High School in Connecticut, compiling a .918 SV% and a record of 3-20-2...Made more than 1,000 saves on the season...Won a silver medal with the United States at the 2010 Under-18 Ivan Hlinka Tournament.

SEASON	CLUB	LEAGUE	REGULAR SEASON						PLAYOFFS				
			GP	W	L	OT	GAA	SO	GP	W	L	GAA	SO
2010-11	Loomis-Chaffee	HS-CT	25	3	20	3	—	—	—	—	—	—	—
2011-12	Harvard	ECAC	24	7	7	8	3.19	0	—	—	—	—	—
2012-13	Cedar Rapids	USHL	17	7	6	3	3.09	0	—	—	—	—	—
2013-14	Harvard	ECAC	18	5	8	2	2.47	2	—	—	—	—	—



LOUIS NANNE

Position: Left Wing **Shoots:** Left **Height:** 5-10 **Weight:** 171

Born: June 18, 1994; Edina, Minnesota

Acquired: Selected in the seventh round (188th overall) of the 2012 NHL Entry Draft.

2013-14: Missed first 22 games of season due to injury...Committed to play at Rensselaer Polytechnic Institute (RPI) in 2014-15...**2012-13:** Ranked tied for second on team in playoff scoring as the Vees fell to Surrey in double overtime in the Fred Page Cup Finals...Named BCHL Player of the Week on April 2...**2011-12:** Skated in 28 games with Edina High School, totaling 27 points (15-12=27)...**2010-11:** Collected 29 points (13-16=29) in 27 games during junior season at Edina...His grandfather, Lou, captained Team USA at the 1968 Olympics and played for the Minnesota North Stars (1968-78)...He was named Coach

and General Manager of the North Stars in 1978 and stayed on as GM until 1988...Louis' father, Marty, was drafted 161st overall in 1986 by Chicago and is a Wild amateur scout.

SEASON	CLUB	LEAGUE	REGULAR SEASON					PLAYOFFS				
			GP	G	A	PTS	PIM	GP	G	A	PTS	PIM
2010-11	Edina	HS-MN	27	13	16	29	12	—	—	—	—	—
2011-12	Edina	HS-MN	24	12	8	20	30	—	—	—	—	—
2012-13	Penticton	BCHL	45	19	22	41	16	15	6	6	12	4
2013-14	Sioux Falls	USHL	37	4	5	9	12	3	1	0	1	0

AVERY PETERSON

Position: Center **Shoots:** Left **Height:** 6-3 **Weight:** 200

Born: June 20, 1995; Grand Rapids, Minnesota

Acquired: Selected in the sixth round (167th overall) of the 2013 NHL Entry Draft.

2013-14: Named 2014 Minnesota Minute Men Mr. Hockey Award winner and USA Today's All-USA Boys Ice Hockey Player of the Year...Had a 38-game point streak snapped in a 5-0 loss to Duluth East on Jan. 9...Ranks first on Grand Rapids High School all-time scoring list with 203 points...Led Sioux City (USHL) in goals and scoring in playoffs...Committed to play at the University of Nebraska Omaha...**2012-13:** Scored two goals while playing for Grand Rapids in 2013 Wells Fargo Hockey Day Minnesota...Netted four points (1-3=4) in eight games with Sioux City (USHL)...Ranked 77th amongst North American skaters in Central Scouting's final rankings...11th Minnesota drafted by the Wild in team history.

SEASON	CLUB	LEAGUE	REGULAR SEASON					PLAYOFFS				
			GP	G	A	PTS	PIM	GP	G	A	PTS	PIM
2012-13	Grand Rapids	HS-MN	23	23	31	54	2	—	—	—	—	—
	Sioux City	USHL	8	1	3	4	7	—	—	—	—	—
2013-14	Grand Rapids	HS-MN	25	35	30	65	8	2	2	0	2	0
	Sioux City	USHL	27	6	15	21	16	8	5	4	9	4

NICK SEELER

Position: Defenseman **Shoots:** Left **Height:** 6-2 **Weight:** 200

Born: June 3, 1993; Eden Prairie, Minnesota

Acquired: Selected in the fifth round (131st overall) of the 2011 NHL Entry Draft.

2013-14: Ranked T-1st on team in blocked shots (74) and second in PIM...Named to the NCHC Academic All-Conference Team...**2012-13:** Ranked second on team in PIM and fifth in blocked shots (30) during freshman season...**2011-12:** Split season with Muskegon and Des Moines in the USHL...Named to the USHL All-Rookie Team...**2010-11:** Contributed 43 points (9-34=43), fourth-best among teammates, in 28 games during his senior season with Eden Prairie High School...Helped team win high school hockey championship tallying six points (2-4=6) during the tournament...Registered four power-play goals on the season and led the team with 48 PIM...**2009-10:** Registered 21 points (4-17=21) and a plus-27 rating during his junior year at Eden Prairie High School...**2008-09:** Member of Eden Prairie's state high school hockey championship team.

SEASON	CLUB	LEAGUE	REGULAR SEASON					PLAYOFFS				
			GP	G	A	PTS	PIM	GP	G	A	PTS	PIM
2009-10	Eden Prairie	HS-MN	28	4	17	21	12	—	—	—	—	—
2010-11	Eden Prairie	HS-MN	28	9	34	43	48	—	—	—	—	—
2011-12	Muskegon	USHL	32	2	13	15	32	—	—	—	—	—
	Des Moines	USHL	26	2	11	13	33	—	—	—	—	—
2012-13	Nebraska-Omaha	WCHA	34	2	7	9	55	—	—	—	—	—
2013-14	Nebraska-Omaha	NCHC	36	4	6	10	61	—	—	—	—	—

PONTUS SJALIN

Position: Defenseman **Shoots:** Left **Height:** 6-0 **Weight:** 168

Born: June 12, 1996; Ostersund, Sweden

Acquired: Selected in the sixth round (160th overall) of the 2014 NHL Entry Draft

2013-14: Registered a plus-21 rating in 31 games for Ostersunds IK...Appeared in 21 contests in Division 1, four in the Under-20 league and six at Under-18.

SEASON	CLUB	LEAGUE	REGULAR SEASON					PLAYOFFS				
			GP	G	A	PTS	PIM	GP	G	A	PTS	PIM
2011-12	Ostersunds IK	Jr. U-18	19	2	5	7	8	—	—	—	—	—
2012-13	Ostersunds IK	Jr. U-18	24	8	5	13	22	—	—	—	—	—
	Ostersunds IK	Jr. U-20	3	2	2	4	2	1	0	2	2	0
	Ostersunds IK	Division 1	1	1	0	1	0	—	—	—	—	—
2013-14	Ostersunds IK	Jr. U-18	6	1	2	3	0	—	—	—	—	—
	Ostersunds IK	Jr. U-20	4	0	2	2	4	4	1	1	2	0
	Ostersunds IK	Division 1	21	3	1	4	8	4	0	0	0	0





CARSON SOUCY

Position: Defenseman **Shoots:** Left **Height:** 6-5 **Weight:** 200

Born: July 27, 1994; Viking, Alberta

Acquired: Selected in the fifth round (137th overall) of the 2013 NHL Entry Draft.

2013-14: Ranked second on team in PIM, T-3rd with a plus-7 rating and fourth in blocked shots (30) during freshmen season at Minnesota Duluth (NCHC)...His point total ranked fourth amongst team defensemen...**2012-13:** Recorded 15 points (5-10=15) and 71 PIM in 35 games with Spruce Grove in the Alberta Junior Hockey League...Ranked 137th amongst North American skaters in Central Scouting's final rankings.

SEASON	CLUB	LEAGUE	REGULAR SEASON					PLAYOFFS				
			GP	G	A	PTS	PIM	GP	G	A	PTS	PIM
2011-12	Spruce Grove	AJHL	7	0	0	0	4	—	—	—	—	—
2012-13	Spruce Grove	AJHL	35	5	10	15	71	16	1	1	2	30
2013-14	U of Minnesota Duluth	NCHC	34	0	6	6	60	—	—	—	—	—



ALEX TUCH

Position: Right Wing **Shoots:** Right **Height:** 6-4 **Weight:** 221

Born: May 10, 1996; Syracuse, New York

Acquired: Selected in the first round (18th overall) of the 2014 NHL Entry Draft.

2013-14: Tied for first on U.S. National Development Program Under-18 Team with seven game-winning goals and a plus-35 rating...Ranked tied for second with eight power-play goals and third in scoring...Won a gold medal at the 2014 Under-18 World Championship, posting three assists in seven games...Co-recipient of the 2013-14 USHL Scholar-Athlete Award...Committed to play at Boston College University...Ranked 12th amongst North American skaters in Central Scouting's final rankings...**2012-13:** Ranked tied for seventh on U.S. National Development Program Under-17 Team in scoring...Earned a bronze medal at the 2013 World Under-17 Hockey Challenge with four points (1-3=4) in six games...Finished first at the 2012 Four Nations Tournament.

SEASON	CLUB	LEAGUE	REGULAR SEASON					PLAYOFFS				
			GP	G	A	PTS	PIM	GP	G	A	PTS	PIM
2012-13	U.S. National Development	USHL	38	4	6	10	24	—	—	—	—	—
2013-14	U.S. National Under-18	USHL	26	13	19	32	36	—	—	—	—	—

YEAR	DRAFT (RD/PICK)	FREE AGENT (SIGNED)	TRADE/WAIVERS (TEAM, DATE)
2000			
2001	MIKKO KOIVU (1/6)		
2002	JOSH HARDING (2/38)		
2003			
2004			
2005			
2006		NIKLAS BACKSTROM (6/1)	
2007	CODY ALMOND (5/140)		
2008	MARCO SCANDELLA (2/55)		
2009	DARCY KUEMPER (6/161) ERIK HAULA (7/182)		KYLE BRODZIAK (EDM, 6/27)
2010	MIKAEL GRANLUND (1/9) BRETT BULMER (2/39) JASON ZUCKER (2/59) JOHAN GUSTAFSSON (6/159)	COLTON JOBKE (9/23) JARED SPURGEON (9/23)	
2011	JONAS BRODIN (1/10) ZACK PHILLIPS (1/28) MARIO LUCIA (2/60) NICK SEELER (5/131) STEPHAN MICHALEK (6/161) TYLER GRAOVAC (7/191)	JUSTIN FONTAINE (4/19)	CHARLIE COYLE (SJ, 6/24)
2012	MATT DUMBA (1/7) RAPHAEL BUSSIERES (2/46) JOHN DRAEGER (3/68) ADAM GILMOUR (4/98) DANIEL GUNNARSSON (5/128) CHRISTOPH BERTSCHY (6/158) LOUIS NANNE (7/188)	ZACH PARISE (7/4) RYAN SUTER (7/4)	STEPHANE VEILLEUX (NJ, 2/24)
2013	GUSTAV OLOFSSON (2/46) KURTIS GABRIEL (3/81) DYLAN LABBE (4/107) CARSON SOUCY (5/137) AVERY PETERSON (6/167) NOLAN DE JONG (7/197) ALEXANDRE BELANGER (7/200)	KEITH BALLARD (7/5) MATT COOKE (7/5) JONATHAN BLUM (7/12)	JASON POMINVILLE (BUF, 4/3) NINO NIEDERREITER (NYI, 6/30)
2014	ALEX TUCH (1/18) LOUIS BELPEDIO (3/80) KAAPO KAHKONEN (4/109) TANNER FAITH (5/139) PONTUS SJALIN (6/160) CHASE LANG (6/167) REID DUKE (6/169) PAVEL JENYS (7/199)	JOHN CURRY (2/17) BRADY BRASSART (3/1) ZACK MITCHELL (3/4) CHRISTIAN FOLIN (3/31) MICHAEL KERANEN (6/9) THOMAS VANEK (7/1) GUILLAUME GELINAS (7/1) STU BICKEL (7/1) BRETT SUTTER (7/1) JOEL RECHLICZ (7/2) JORDAN SCHROEDER (7/11) JUSTIN FALK (8/1)	CURT GOGOL (SJ, 2/5)

#	FORWARDS	HT	WT	SHOOTS	BORN	BIRTHPLACE	2013-14 TEAM	LEAGUE	GP	G	A	PTS	PIM	ACQ
3	Charlie Coyle	6-3	221	Right	3/2/92	East Weymouth, Massachusetts	Minnesota	NHL	70	12	18	30	33	TRD/11
9	Mikko Koivu	6-3	215	Left	3/12/83	Turku, Finland	Minnesota	NHL	65	11	43	54	24	EN/01
10	Jordan Schroeder	5-9	176	Right	9/29/90	Prior Lake, Minnesota	Vancouver	NHL	25	3	3	6	2	FA/14
11	Zach Parise	5-11	197	Left	7/28/84	Minneapolis, Minnesota	Minnesota	NHL	67	29	27	56	30	FA/12
12	Cody Almond	6-2	215	Left	7/24/89	Calgary, Alberta	Geneve-Servette	Swiss	44	18	16	34	75	FA/14
14	Justin Fontaine	5-10	175	Right	11/6/87	Bonnyville, Alberta	Minnesota	NHL	66	13	8	21	26	FA/11
16	Jason Zucker	5-11	188	Left	1/16/92	Newport Beach, California	Minnesota	NHL	21	4	1	5	2	EN/10
19	Stephane Veilleux	6-1	199	Left	11/16/81	Beauceville, Quebec	Minnesota	NHL	21	0	2	2	21	TRD/12
21	Kyle Brodziak	6-2	212	Right	5/25/84	St. Paul, Alberta	Minnesota	NHL	81	8	16	24	61	TRD/09
22	Nino Niederreiter	6-2	210	Left	9/8/92	Chur, Switzerland	Minnesota	NHL	81	14	22	36	44	TRD/13
24	Matt Cooke	5-11	216	Left	9/7/78	Belleville, Ontario	Minnesota	NHL	82	10	18	28	54	FA/13
26	Thomas Vanek	6-2	218	Right	1/19/84	Vienna, Austria	BUF/NYI/MTL	NHL	78	27	41	68	46	FA/14
27	Brett Sutter	6-0	202	Left	6/2/87	Viking, Alberta	Carolina	NHL	17	1	1	2	9	FA/14
28	Joel Rechlicz	6-4	218	Right	6/14/87	Brookfield, Wisconsin	Hershey	AHL	25	1	1	2	87	FA/14
29	Jason Pominville	6-0	187	Right	11/30/82	Repentigny, Quebec	Minnesota	NHL	82	30	30	60	16	TRD/13
36	Michael Keranen	6-1	172	Left	1/4/90	Stockholm, Sweden	Ilves Tampere	Finland	52	17	35	52	47	FA/14
40	Curt Gogol	5-11	195	Left	9/21/91	Calgary, Alberta	Worcester/Iowa	AHL	56	4	2	6	204	TRD/13
49	Raphael Bussieres	6-1	198	Left	11/5/93	Longueuil, Quebec	Iowa	AHL	61	5	14	19	51	EN/12
53	Tyler Graovac	6-4	205	Left	4/27/93	Brampton, Ontario	Iowa	AHL	64	13	12	25	29	EN/11
54	Brett Bulmer	6-3	216	Right	4/26/92	Prince George, British Columbia	Iowa	AHL	43	11	8	19	79	EN/10
56	Erik Haula	5-11	188	Left	3/23/91	Pori, Finland	Minnesota	NHL	46	6	9	15	29	EN/09
57	Ryan Graham	6-2	203	Left	5/6/96	Calgary, Alberta	Saskatoon	WHL	70	15	8	23	37	INVITEE
59	Zack Mitchell	6-0	190	Right	1/7/93	Caledon, Ontario	Guelph	OHL	67	31	52	83	40	FA/14
61	Zack Phillips	6-1	187	Right	10/28/92	Fredericton, New Brunswick	Iowa	AHL	76	12	21	33	16	EN/11
62	Brady Brassart	6-2	200	Right	6/15/93	Vernon, British Columbia	Calgary	WHL	70	35	50	85	94	FA/14
63	Kurtis Gabriel	6-4	212	Right	4/20/93	New Market, Ontario	Owen Sound	OHL	60	16	35	51	99	EN/13
64	Mikael Granlund	5-10	185	Left	2/26/92	Oulu, Finland	Minnesota	NHL	63	8	33	41	22	EN/10
71	Ryan Walters	5-11	190	Left	7/30/91	Rosemount, Minnesota	Nebraska-Omaha	NCHC	34	6	24	30	16	INVITEE
75	Reid Duke	6-0	199	Right	1/28/96	Calgary, Alberta	Lethbridge	WHL	62	15	25	40	91	EN/14
76	Chase Lang	6-1	181	Right	9/13/96	Nanaimo, British Columbia	Calgary	WHL	68	10	15	25	52	EN/14
81	Pavel Jenys	6-3	190	Left	4/2/96	Brno, Czech Republic	Brno	Czech	29	2	0	2	4	EN/14
#	DEFENSEMAN	HT	WT	SHOOTS	BORN	BIRTHPLACE	2013-14 TEAM	LEAGUE	GP	G	A	PTS	PIM	ACQ
2	Keith Ballard	5-11	204	Left	11/26/82	Baudette, Minnesota	Minnesota	NHL	45	2	7	9	37	FA/13
4	Stu Bickel	6-4	209	Right	10/26/86	Chanhassen, Minnesota	Hartford	AHL	24	1	7	8	85	FA/14
5	Christian Folin	6-3	214	Right	2/9/91	Gothenburg, Sweden	UMass-Lowell	HE	41	6	14	20	31	FA/14
6	Marco Scandella	6-1	205	Left	2/23/90	Montreal, Quebec	Minnesota	NHL	76	3	14	17	20	EN/08
7	Jonathon Blum	6-1	190	Right	1/30/89	Long Beach, California	Minnesota	NHL	15	0	1	1	0	FA/13
20	Ryan Suter	6-1	200	Left	1/21/85	Madison, Wisconsin	Minnesota	NHL	82	8	35	43	34	FA/12
23	Gustav Olofsson	6-4	194	Left	12/1/94	Boras, Sweden	Colorado College	NCHC	30	4	4	8	20	EN/13
25	Jonas Brodin	6-1	194	Left	7/12/93	Karlstad, Sweden	Minnesota	NHL	79	8	11	19	22	EN/11
34	Guillaume Gelinas	5-10	194	Left	6/14/93	Quebec City, Quebec	Val d'Or	QMJHL	67	23	69	92	81	FA/14
44	Justin Falk	6-5	222	Left	10/11/88	Snowflake, Manitoba	New York Rangers	NHL	21	0	2	2	20	FA/14
46	Jared Spurgeon	5-9	176	Right	11/29/89	Edmonton, Alberta	Minnesota	NHL	67	5	21	26	16	FA/10
55	Matt Dumba	6-0	189	Right	7/25/94	Regina, Saskatchewan	Minnesota	NHL	13	1	1	2	2	EN/12
							Portland	WHL	26	8	16	24	37	
58	Corbin Baldwin	6-6	210	Left	2/5/91	Winnipeg, Manitoba	Iowa	AHL	64	0	1	1	129	INVITEE
68	Alex Gudbranson	6-3	222	Right	9/3/94	Orleans, Ontario	Sault Ste. Marie	OHL	66	7	8	15	76	INVITEE
73	Tanner Faith	6-3	214	Right	10/5/95	Terrace, British Columbia	Kootenay	WHL	10	0	1	1	9	EN/14
74	Colton Jobke	6-0	200	Left	4/20/92	Delta, British Columbia	Iowa	AHL	11	0	0	0	4	INVITEE
78	Dylan Labbe	6-2	186	Left	1/19/95	St. George, Quebec	Shawinigan	QMJHL	63	9	18	27	20	EN/13
79	Hunter Warner	6-3	204	Right	9/21/95	Eden Prairie, Minnesota	Waterloo/Fargo	USHL	50	2	10	12	127	INVITEE
#	GOALTENDERS (8)	HT	WT	CATCHES	BORN	BIRTHPLACE	2013-14 TEAM	LGE	GP	W-L-OT	SO	GAA	SV%	ACQ
30	Ilya Bryzgalov	6-3	213	Left	6/22/80	Togliatti, Russia	EDM/MIN	NHL	32	12-9-8	4	2.68	.909	INVITEE
31	Johan Gustafsson	6-2	197	Left	2/28/92	Koping, Sweden	Iowa	AHL	40	12-20-4	1	2.98	.903	EN/10
32	Niklas Backstrom	6-2	194	Left	2/13/78	Helsinki, Finland	Minnesota	NHL	21	5-11-2	0	3.02	.899	FA/06
33	John Curry	6-0	179	Left	2/27/84	Maplewood, Minnesota	Iowa	AHL	19	7-9-2	1	2.62	.920	FA/14
35	Darcy Kuemper	6-5	205	Left	5/4/90	Saskatoon, Saskatchewan	Minnesota	NHL	26	12-8-4	2	2.43	.915	EN/09
37	Josh Harding	6-1	200	Right	6/18/84	Regina, Saskatchewan	Minnesota	NHL	29	18-7-3	3	1.65	.933	EN/02
50	Alexandre Belanger	6-1	195	Left	8/19/95	Sherbrooke, Quebec	Rouyn-Noranda	QMJHL	52	28-18-3	1	3.23	.881	EN/13
70	Brandon Whitney	6-5	206	Right	5/11/94	Kentville, Nova Scotia	Victoriaville	QMJHL	41	13-18-7	4	3.25	.906	INVITEE



AMERICAN HOCKEY LEAGUE (AHL) 2013-14 RECORD: 27-36-7-6, 67 POINTS

Address: Iowa Events Center • C/O Iowa Wild • 730 Third Street • Des Moines, IA 50309
Phone: (515) 564-8700
Website: iowawild.com Twitter: @iawild
Home Rink: Wells Fargo Arena
Team Colors: Forest Green, Iowa Wheat, Harvest Gold and Iron Range Red
Affiliation: Became Minnesota's primary developmental affiliate on April 22, 2013.

CLUB DIRECTORY

Owner	Minnesota Sports & Entertainment (MSE)
President	Todd Frederickson
General Manager	Jim Mill
Head Coach	Kurt Kleinendorst
Assistant Coach	Steve Poapst
Head Athletic Trainer	Jody Green
Head Equipment Manager	Mike Lefczik
Assistant Equipment Manager	Nathan Belliveau
Director of Communications	Josh Fisher
Director, Broadcasting & Corporate Partnerships	Joe O'Donnell

IOWA WILD 2014-2015 SCHEDULE

OCTOBER	JANUARY	MARCH
10/01/14 6:00 PM Chicago	01/02/15 6:05 PM @ Rochester	03/06/15 7:30 PM @ Texas
10/10/14 7:30 PM @ San Antonio	01/03/15 6:00 PM @ Utica	03/07/15 7:00 PM @ San Antonio
10/11/14 7:00 PM @ Texas	01/09/15 7:30 PM @ Texas	03/15/15 5:00 PM Utica
10/17/14 7:00 PM Milwaukee	01/10/15 7:00 PM @ San Antonio	03/21/15 7:00 PM Charlotte
10/18/14 7:00 PM Milwaukee	01/13/15 7:00 PM Chicago	03/22/15 3:00 PM Charlotte
10/24/14 7:00 PM Charlotte	01/16/15 7:00 PM @ Rockford	03/24/15 7:00 PM Texas
10/25/14 7:00 PM Charlotte	01/17/15 7:00 PM Lake Erie	03/27/15 7:00 PM San Antonio
10/29/14 7:00 PM @ Milwaukee	01/18/15 3:00 PM Lake Erie	03/28/15 12:30 PM San Antonio
NOVEMBER	01/22/15 7:00 PM Rockford	03/29/15 3:00 PM @ Chicago
11/01/14 7:00 PM @ Oklahoma City	01/23/15 7:00 PM @ Milwaukee	APRIL
11/02/14 4:00 PM @ Oklahoma City	01/24/15 6:00 PM @ Grand Rapids	04/03/15 7:00 PM Rochester
11/06/14 10:30 AM Rockford Ice	01/29/15 7:00 PM Grand Rapids	04/07/15 7:00 PM Texas
11/08/14 7:00 PM Chicago	01/30/15 7:00 PM Hamilton	04/09/15 7:00 PM Rockford
11/09/14 3:00 PM Chicago	01/31/15 12:30 PM Hamilton	04/10/15 7:00 PM Oklahoma City
11/12/14 7:00 PM @ Milwaukee	FEBRUARY	04/12/15 4:00 PM @ Chicago
11/14/14 7:00 PM Oklahoma City	02/04/15 6:00 PM @ Adirondack	04/14/15 7:00 PM Toronto Marlies
11/15/14 7:00 PM Oklahoma City	02/06/15 6:30 PM @ Hamilton	04/17/15 7:00 PM @ Oklahoma City
11/21/14 7:00 PM @ Rockford	02/07/15 2:00 PM @ Toronto	04/18/15 7:00 PM @ Oklahoma City
11/22/14 7:00 PM @ Chicago	02/10/15 6:30 PM @ Hamilton	
11/23/14 5:00 PM Milwaukee	02/13/15 7:00 PM Texas	
11/26/14 7:00 PM @ Rockford	02/14/15 7:00 PM Texas	
11/29/14 7:00 PM @ Texas	02/15/15 4:00 PM Oklahoma City	
11/30/14 4:00 PM @ San Antonio	02/18/15 6:00 PM @ Charlotte	
DECEMBER	02/19/15 6:00 PM @ Charlotte	
12/06/14 6:00 PM @ Charlotte	02/21/15 7:00 PM @ Milwaukee	
12/08/14 6:00 PM @ Charlotte	02/24/15 7:00 PM Grand Rapids	
12/11/14 7:00 PM San Antonio	02/27/15 6:30 PM @ Lake Erie	
12/12/14 7:00 PM San Antonio	02/28/15 6:00 PM @ Lake Erie	
12/14/14 3:00 PM Adirondack		
12/16/14 7:00 PM Rockford		
12/20/14 7:00 PM @ Chicago		
12/21/14 3:00 PM Chicago		
12/26/14 7:00 PM @ Rockford		
12/27/14 6:00 PM @ Grand Rapids		
12/29/14 7:00 PM Milwaukee		

All times central. Dates and times subject to change.



ECHL

2013-14 RECORD: 45-19-3-4, 97 POINTS

KELLY CUP CHAMPIONS AND REGULAR SEASON CHAMPIONS

Address: 724 East 15th Avenue, Anchorage, AK 99501
Phone: 907-258-2237
Website: alaskaaces.com
Twitter: @AlaskaAces
Home Rink (capacity): Sullivan Arena (6,399)
Team Colors: Ice Blue, Cold Grey, Forest Green
Championships: 3 (2006, 2011, 2014)
Affiliations: Minnesota Wild (NHL), St. Louis Blues (NHL), Iowa Wild (AHL)

CLUB DIRECTORY

Owner & Managing Member	Terry Parks
Owners	Steve Adams, Dan Coffey, Al Haynes, Jerry Mackie, Rod Udd
Head Coach	Rob Murray
Assistant Coach/Strength & Conditioning	Louis Mass
Head Athletic Trainer	Tyson Salley
Equipment Manager	Mike Burkhead
Vice President Sales & Marketing	George Sandoval
Director of Media Relations/Broadcasting	Mike Benton
Director of Ticketing and Merchandise	Anna Bosco
Director of Promotions/Community Relation	Devon Hewlett
Corporate Account Executives	Alessandra Jenkins, Barbara Hicks, Zac Hoffman
Ticket Account Representatives	Kaitlin Strang, Justin Phillips
Executive Assistant	Fritzi Grundhauser
Promotions/Community Relations Assistant	Amanda Elmore
Community Relations Coordinator	Diane Johnson

ALASKA ACES 2014-2015 SCHEDULE

OCTOBER	JANUARY	MARCH
10/7/14 7:15 PM Indy	1/2/15 7:15 PM Utah	3/2/15 6:00 PM @ Bakersfield
10/8/14 7:15 PM Indy	1/3/15 7:15 PM Utah	3/3/15 6:00 PM @ Ontario
10/17/14 7:15 PM Ontario	1/7/15 5:05 PM @ Utah	3/11/15 7:15 PM Colorado
10/18/14 7:15 PM Ontario	1/9/15 5:15 PM @ Idaho	3/13/15 7:15 PM Colorado
10/19/14 3:05 PM Ontario	1/10/15 5:15 PM @ Idaho	3/14/15 7:15 PM Colorado
10/23/14 6:00 PM @ Bakersfield	1/14/15 5:05 PM @ Colorado	3/18/15 6:00 PM @ Ontario
10/24/14 6:30 PM @ Stockton	1/16/15 5:05 PM @ Colorado	3/20/15 6:00 PM @ Ontario
10/25/14 6:30 PM @ Stockton	1/17/15 5:05 PM @ Colorado	3/21/15 5:00 PM @ Ontario
NOVEMBER	1/23/15 7:15 PM Idaho	3/24/15 6:00 PM @ Bakersfield
11/5/14 7:15 PM Bakersfield	1/24/15 7:15 PM Idaho	3/27/15 6:30 PM @ Stockton
11/7/14 7:15 PM Bakersfield	1/25/15 3:05 PM Idaho	3/28/15 6:30 PM @ Stockton
11/8/14 7:15 PM Bakersfield	1/28/15 7:15 PM Colorado	3/29/15 3:00 PM @ Stockton
11/9/14 3:05 PM Bakersfield	1/30/15 7:15 PM Colorado	APRIL
11/11/14 5:15 PM @ Idaho	1/31/15 7:15 PM Colorado	4/1/15 5:15 PM @ Idaho
11/12/14 5:15 PM @ Idaho	FEBRUARY	4/3/15 5:05 PM @ Utah
11/14/14 7:15 PM Stockton	2/6/15 7:15 PM Stockton	4/4/15 5:05 PM @ Utah
11/15/14 7:15 PM Stockton	2/7/15 7:15 PM Stockton	4/8/15 7:15 PM Bakersfield
11/16/14 3:05 PM Stockton	2/8/15 3:05 PM Stockton	4/10/15 7:15 PM Bakersfield
11/28/14 7:15 PM Idaho	2/13/15 6:00 PM @ Ontario	4/11/15 7:15 PM Bakersfield
11/29/14 7:15 PM Idaho	2/14/15 5:00 PM Ontario	
DECEMBER	2/15/15 4:30 PM @ Bakersfield	
12/4/14 6:30 PM @ Stockton	2/17/15 6:00 PM @ Bakersfield	
12/5/14 6:30 PM @ Stockton	2/20/15 7:15 PM Utah	
12/6/14 6:30 PM @ Stockton	2/21/15 7:15 PM Utah	
12/10/14 5:05 PM @ Utah	2/22/15 3:05 PM Utah	
12/12/14 5:15 PM @ Idaho	2/25/15 5:05 PM @ Colorado	
12/13/14 5:15 PM @ Idaho	2/27/15 5:05 PM @ Colorado	
12/17/14 7:15 PM Bakersfield	2/28/15 5:05 PM @ Colorado	
12/19/14 7:15 PM Bakersfield		
12/20/14 7:15 PM Bakersfield		
12/31/14 7:15 PM Utah		

All times Alaska Standard Time. Dates and times subject to change.



CENTRAL HOCKEY LEAGUE (CHL) 2013-14 RECORD: 33-23-10, 76 POINTS. 5TH PLACE IN BERRY CONFERENCE

Address: 1201 River Drive • Moline, IL 61265

Phone: (309) 277-1364

Website: www.myqcmallards.com Twitter: @myqcmallards

Home Rink (capacity): I Wireless Center (12,000)

Team Colors:

Championships: Colonial Cup Championship (UHL, 1997, 1998, 2001)

Affiliation: First Year as Minnesota Affiliate. Announced affiliate with Minnesota Wild and Iowa Wild on Aug. 27, 2013

CLUB DIRECTORY

Head Coach and General Manager	Terry Ruskowski
Athletic Trainer	Jon Piche
Head Equipment & Team Logistics Manager	Drew Kitts
President	Bob McNamara
Director of Communications and Broadcasting	Brian Lavelle

QUAD CITY MALLARDS 2014-2015 SCHEDULE

OCTOBER

10/24/14	7:00 PM	Rapid City
10/25/14	7:00 PM	Rapid City
10/31/14	7:00 PM	Brampton

NOVEMBER

11/01/14	7:00 PM	Brampton
11/06/14	6:00 PM	@ Brampton
11/07/14	6:30 PM	@ Brampton
11/09/14	12:00 PM	@ Brampton
11/14/14	7:30 PM	@ Tulsa
11/16/14	4:00 PM	@ Allen
11/19/14	7:00 PM	Tulsa
11/21/14	7:00 PM	Rapid City
11/22/14	7:00 PM	Rapid City
11/23/14	4:00 PM	@ Missouri
11/26/14	7:00 PM	@ Wichita
11/28/14	7:30 PM	@ Tulsa
11/29/14	7:00 PM	Missouri

DECEMBER

12/02/14	7:00 PM	@ Missouri
12/05/14	8:00 PM	@ Rapid City
12/06/14	8:00 PM	@ Rapid City
12/10/14	7:00 PM	@ Allen
12/12/14	7:00 PM	@ Wichita
12/13/14	7:30 PM	@ Tulsa
12/17/14	7:00 PM	Brampton
12/20/14	7:00 PM	Brampton
12/21/14	4:00 PM	Missouri
12/22/14	7:00 PM	@ Missouri
12/27/14	7:00 PM	Brampton
12/28/14	4:00 PM	Brampton
12/30/14	6:00 PM	@ Brampton
12/31/14	1:00 PM	@ Brampton

JANUARY

01/02/15	7:00 PM	Missouri
01/03/15	7:00 PM	@ Wichita
01/09/15	7:00 PM	Wichita
01/16/15	7:00 PM	Rapid City
01/18/15	4:00 PM	Rapid City
01/21/15	7:00 PM	Tulsa
01/24/15	7:00 PM	@ Missouri
01/28/15	7:00 PM	Wichita
01/30/15	7:00 PM	@ Wichita
01/31/15	7:00 PM	Brampton

FEBRUARY

02/03/15	7:00 PM	@ Missouri
02/06/15	7:00 PM	Allen
02/07/15	7:00 PM	Allen
02/13/15	7:00 PM	Tulsa
02/14/15	7:30 PM	@ Tulsa
02/16/15	1:00 PM	@ Allen
02/20/15	6:30 PM	@ Brampton
02/22/15	1:00 PM	@ Brampton
02/23/15	6:00 PM	@ Brampton
02/25/15	7:00 PM	Allen
02/28/15	7:00 PM	@ Missouri

MARCH

03/01/15	4:00 PM	Missouri
03/01/15	7:00 PM	Allen
03/07/15	7:00 PM	Allen
03/11/15	7:00 PM	Missouri
03/14/15	7:00 PM	Wichita
03/15/15	4:00 PM	Missouri
03/18/15	7:00 PM	Tulsa Oilers
03/20/15	8:00 PM	@ Rapid City
03/21/15	8:00 PM	@ Rapid City
03/25/15	7:00 PM	@ Wichita
03/27/15	7:00 PM	Wichita
03/29/15	4:00 PM	@ Missouri

APRIL

04/01/15	7:00 PM	Brampton
04/03/15	8:00 PM	@ Rapid City
04/04/15	8:00 PM	@ Rapid City

All times local. Dates and times subject to change.



2014-2015 HISTORY MINNESOTA WILD



Front Row (L-R): Josh Harding, Darcy Kuemper, Goaltending Coach Bob Mason, Hockey Operations Advisor Andrew Brunette, Assistant Coach Darby Hendrickson, Assistant Coach Rick Wilson, Assistant Coach Darryl Sydor, Head Coach Mike Yeo, Owner Craig Leipold, General Manager Chuck Fletcher, Chief Operating Officer Matt Majka, Executive Vice President and Chief Financial Officer Jeff Pellegrom, Assistant General Manager Brent Flahr, Assistant to the General Manager Jim Mill, Director of Player Development Brad Bombardir, Ilya Bryzgalov, Niklas Backstrom. **Second Row:** Video Coordinator Jonas Plumb, Jared Spurgeon, Mikael Granlund, Matt Cooke, Keith Ballard, Jason Pominville, Zach Parise, Mikko Koivu, Ryan Suter, Dany Heatley, Kyle Brodziak, Matt Moulson, Jonas Brodin, Senior Director, Team Operations and Business Integration Frank Buonomo. **Third Row:** Justin Fontaine, Jason Zucker, Nino Niederreiter, Charlie Coyle, Cody McCormick, Mike Rupp, Clayton Stoner, Marco Scandella, Nate Prosser, Erik Haula. **Fourth Row:** Assistant Athletic Trainer John Worley, Strength and Conditioning Coach Kirk Olson, Assistant Equipment Manager Rick Bronwell, Assistant Equipment Manager Matt Benz, Head Equipment Manager Tony DaCosta, Massage Therapist Travis Green, Head Athletic Therapist Don Fuller.

- Minnesota's 98 points in 2013-14 ranked 11th in the NHL and ranked T-2nd in franchise history. Minnesota's 26 wins and 57 points at Xcel Energy Center were second-best in franchise history.
- The Wild posted a record of 14-4-2 from Jan. 2 through March 3. During that span, Minnesota ranked first in the NHL in win percentage, save percentage (.930) and goals-against per game (2.05), second in points and T-2nd in wins.
- Minnesota finished its road schedule with a 1-0 win in Winnipeg on April 7, going 17-17-7 on the road. The Wild earned points in seven of its last eight road games (5-1-2) and 26 points in its last 20 contests away from Saint Paul (11-5-4).
- The Wild had four goalies each make 10 or more starts (Backstrom, Bryzgalov, Harding and Kuemper), becoming the first team to have four different goalies make at least 10 starts in a season and make the playoffs since Edmonton in 2005-06.
- Minnesota had five goalies (Backstrom, Bryzgalov, Curry, Harding and Kuemper) start a game and a total of seven dress for the team (Gustafsson and Laurie).
- Despite the number of goalies used, the Wild ranked T-4th in the NHL in shutouts (8 – ties franchise record), seventh in GA/game (2.41) and goals against (198) and T-13th with a .913 SV%.
- Minnesota started five different goalies in five games against St. Louis (Backstrom, Harding, Bryzgalov, Kuemper and Curry). According to Elias Sports Bureau, it is the first time an NHL team has started five goalies vs. a single opponent in one season since Los Angeles started five goalies against Anaheim in 2007-08.
- Four players made their NHL debut and three scored their first NHL goal with Minnesota. **Matt Dumba** made his NHL debut vs. ANA (10/5) and tallied his first NHL goal vs. DAL (10/12, Ellis). **Justin Fontaine** made his NHL debut vs. LA (10/3) and collected his first NHL goal 12 seconds into a game vs. DAL (10/12, Ellis) to set a franchise record for fastest Wild goal to start a game. The goal matched the NHL's record for fastest first career goal (Rick Boh, North Stars - 1988). **Erik Haula** made his NHL debut vs. COL (11/29) and recorded his first career NHL goal vs. DAL (1/18, Lehtonen). **Christian Folin** made his NHL debut vs. STL (4/10) and registered an assist and a plus-3 rating.
- **Ilya Bryzgalov** went to 7-1-3 with a 2.00 GAA, a .916 SV% and three shutouts in 11 starts with Minnesota – leading all NHL goalies in shutouts and T-1st in wins since March 18. He was 9-1-5 with a 1.99 GAA, a .922 SV% and three shutouts in his last 15 starts overall (Jan. 27 – April 13). He recorded back-to-back shutouts (4/5, 4/7) and a shutout streak of 145:15. Since 2007-08, he ranks third in games played (397), T-3rd in shutouts (32) and fifth in wins (196) amongst active goalies.

- **Justin Fontaine** scored three goals at ARI (1/9) to become the first rookie in Wild history to record three goals in a game. He ranked T-12th in goals amongst NHL rookies and fourth on the Wild. Fontaine ranked second amongst rookies in franchise history in plus-minus rating, third in goals and sixth in points.
- **Josh Harding** went 18-7-3 and led the NHL with a 1.65 GAA and a .933 SV% in 29 games this season, including a record of 14-3-0 with a 1.57 GAA, .934 SV% and three shutouts in 17 games at Xcel Energy Center. He was named the NHL Third Star of November, becoming first Wild player to be named an NHL Star of the Month, after going 8-2-2 with a 1.88 GAA, a .926 SV% and one shutout in 12 games. Harding was also named the NHL Third Star of the week on Nov. 18. In a 16-game span that coincided with his first start of the season, he went 12-1-2 with a 1.25 GAA, a .945 SV% and two shutouts (10/11-11/17). He set career highs in wins, shutouts and shutout streak (131:36). Harding was nominated by the Twin Cities chapter of PHWA for Bill Masterton Memorial Trophy on April 8.
- **Mikko Koivu** became the all-time leading scorer in Minnesota Wild history when he recorded three assists at NYI (3/18), became the all-time franchise leader in power-play points with a power-play assist vs. ANA (10/5) and played in his 600th career NHL game vs. STL (4/10). He finished the regular season leading the NHL in assists (13) and T-2nd in points (17) since March 18. He led Minnesota with 43 assists (T-17th in NHL) and finished third in scoring (54). Koivu suffered an ankle fracture vs. WSH (1/4) and missed 17 Wild games and was not able to participate in his third Olympics. Koivu ranks T-1st in the NHL with 15 career game-deciding shootout goals and third with 36 career shootout goals.
- **Darcy Kuemper** set franchise records for a rookie goaltender with 16 consecutive starts (1/12-3/8), 12 wins and two shutouts. He ranked second in starts, T-3rd in shutouts, T-4th in wins and shutouts, fourth in SV% and fifth in GAA amongst rookie goalies with 10 or more games played.
- **Jason Pominville** led the Wild in goals and points. He hit the 30-goal mark for the third time in his career and the 60-point plateau for the sixth time in nine seasons. Pominville is the third Wild player in franchise history to hit the 30-goal mark (Marian Gaborik 5x, Brian Rolston 3x) and the eighth player and 15th time in team history a Wild player has reached the 60-point plateau. The former Sabres captain was acquired by the Wild on April 3, 2013 and signed a five-year contract extension on Oct. 3, 2013.
- **Jared Spurgeon** ranked T-1st on the Wild with a career-high plus-15 rating, ranked third in TOI/game and blocked shots and fifth in hits. Despite missing 14 games with a lower-body injury, the 24-year-old blueliner totaled career highs with 26 points and 21 assists. His 28 career PIM are second-fewest amongst active NHL players with more than 200 games played (Marcus Johansson - 26 PIM in 263).
- **Ryan Suter** led the NHL in TOI/game (29:24), setting franchise and career highs skating at least 30 minutes in 37 games. He totaled 108:19 TOI (36:06 average) in a three-game span (11/7-11/13) – the most by an NHL player since TOI started being tracked in 2000-01 (Elias). Suter skated a career high and franchise record 36:51 at WSH (11/7) and registered the top three TOI totals of his career in the three-game stretch. He recorded his first career hat trick vs. WSH (1/4), including two power-play goals in 42 seconds to become first Wild defenseman to record hat trick and score twice in less than a minute. Suter notched a career-best and franchise defenseman record seven-game assist streak (0-7=7, 12/11-23). His assist total of 35 is the second highest in franchise history (Zidlicky - 37 in 2009-10). Suter also led the Wild in blocked shots and finished second in assists. His 43 points rank T-2nd in franchise history for a defenseman.
- **NHL Players of the Month and Week:**
Josh Harding – NHL Third Star for November, NHL Third Star (11/18)
Jason Pominville – NHL First Star (11/4)
Ryan Suter – NHL Third Star (1/6)
Zach Parise – NHL First Star (2/3)
Darcy Kuemper – NHL Third Star (3/3)
- **2014 Sochi Olympics:**
Mikael Granlund led Finland and ranked tied for third in Olympic scoring with seven points (3-4=7) in six games, helping Finland win bronze medal. He was one of three forwards and six players selected by the media to the All-Tournament Team.
Zach Parise tallied a goal and averaged 18:29 in TOI/game as captain of Team USA.
Ryan Suter had three assists and led the U.S. in TOI/game at 23:27 as an alternate captain for Team USA.
Nino Niederreiter was plus-2 and averaged 17:05 in TOI/game in four games for Switzerland.

GAME	DATE	OPPONENT	RESULT	W	L	OT	RECORD	PTS	DIVISION/ CONF. RANK	WILD GOALS (BY #)	WILD GOALTENDERS	ATT.
1	10/3	LA	2-3		L	SO	00-00-01	1	T5th/T8th	24,25p	Backstrom	18,511*
2	10/5	ANA	3-4			OT	00-00-02	2	T5th/T7th	11p,29p,11	Backstrom	18,213*
3	10/8	@ NSH	2-3		L		00-01-02	2	T5th/T9th	11p,46p	Backstrom/HARDING	17,196*
4	10/10	WPG	2-1	W			01-01-02	4	T3rd/T7th	25,24	Harding	17,366
5	10/12	DAL	5-1	W			02-01-02	6	4th/T6th	14,24,55p,22,11p	Harding	18,278*
6	10/14	@ BUF	2-1	W			03-01-02	8	T2nd/T3rd	21,29p	Harding	18,111
7	10/15	@ TOR	1-4		L		03-02-02	8	T3rd/T5th	29p	KUEMPER/Harding	19,283*
8	10/17	@ TB	1-3		L		03-03-02	8	4th/T9th	9	Harding	16,454*
9	10/19	@ FLA	1-2		L	SO	03-03-03	9	T4th/T9th	25p	Harding	13,081
10	10/22	NSH	2-0	W			04-03-03	11	T3rd/T8th	14,29	Harding	17,651
11	10/24	CAR	3-1	W			05-03-03	13	T3rd/T8th	22p,11,15p	HARDING/Backstrom	17,668
12	10/26	@ CHI	5-3	W			06-03-03	15	T2nd/T6th	11p,21,29,29,14	Backstrom	21,521*
13	10/28	CHI	1-5		L		06-04-03	15	3rd/8th	29	Backstrom	18,685*
14	11/1	MTL	4-3	W			07-04-03	17	4th/9th	14,29,22,29	Harding	18,207*
15	11/3	NY	4-0	W			08-04-03	19	3rd/7th	64,17,15p,29	Harding	17,571
16	11/5	CGY	5-1	W			09-04-03	21	3rd/7th	9,11p,14,28,11	Harding	17,708
17	11/7	@ WSH	2-3		L	SO	09-04-04	22	T3rd/T7th	3p,64	Harding	18,506*
18	11/9	@ CAR	3-2	W			10-04-04	24	T3rd/T5th	29,14	Harding	14,704
19	11/13	TOR	2-1	W		SO	11-04-04	26	3rd/6th	11	Backstrom/HARDING	17,897
20	11/15	FLA	3-2	W			12-04-04	28	T2nd/T5th	11p,29,3	Harding	18,102*
21	11/17	WPG	2-1	W			13-04-04	30	2nd/5th	9,9	Harding	18,283*
22	11/19	@ MTL	2-6		L		13-05-04	30	T3rd/T7th	22,15p	HARDING/Kuemper	21,273*
23	11/20	@ OTT	4-3	W			14-05-04	32	T1st/T2nd	29p,25,15,9	Harding	16,642
24	11/23	@ WPG	3-2	W		SO	15-05-04	34	T3rd/T5th	22,11s	Backstrom	15,004*
25	11/25	@ STL	0-3		L		15-06-04	34	T3rd/T6th		Backstrom	15,832
26	11/27	ARI	1-3		L		15-07-04	34	T3rd/T6th	15	Backstrom	18,265*
27	11/29	COL	1-3		L		15-08-04	34	4th/T7th	15	Harding	19,081*
28	11/30	@ COL	2-3		L	SO	15-08-05	35	4th/7th	24,9	Harding	17,857
29	12/2	PHI	2-0	W			16-08-05	37	4th/7th	29,3	Harding	17,676
30	12/5	CHI	4-3	W			17-08-05	39	3rd/6th	24,11p,25p,6	Harding	18,852*
31	12/6	@ CBJ	0-4		L		17-09-05	39	4th/7th		Backstrom	11,319
32	12/8	SJ	3-1	W			18-09-05	41	T2nd/T5th	11,9,11	Harding	18,411*
33	12/11	@ ANA	1-2		L		18-10-05	41	3rd/T6th	29p	Harding	15,252
34	12/12	@ SJ	1-3		L		18-11-05	41	4th/T7th	25	Backstrom	17,562*
35	12/14	@ COL	2-1	W		SO	19-11-05	43	T3rd/T7th	22	Harding	16,188
36	12/17	VAN	3-2	W			20-11-05	45	T3rd/T7th	11p,3	Harding	18,531*
37	12/19	@ PIT	2-5		L		20-12-05	45	4th/8th	29,15	Backstrom	18,623*
38	12/22	@ NYR	1-4		L		20-13-05	45	4th/8th	29	Backstrom	18,006*
39	12/23	@ PHI	1-4		L		20-14-05	45	4th/T8th	64p	Backstrom	19,872*
40	12/27	@ WPG	4-6		L		20-15-05	45	4th/9th	15,14,19,9p	Backstrom	15,004*
41	12/29	NYI	4-5		L		20-16-05	45	T4th/T9th	20,25,22,14	Harding	18,851*
42	12/31	STL	1-2		L		20-17-05	45	5th/10th	20	Harding	18,919*
43	1/2	BUF	4-1	W			21-17-05	47	T4th/T9th	6,29,16,21	Backstrom	18,229*
44	1/4	WSH	5-3	W			22-17-05	49	4th/T8th	22,20p,20p,16p,20	Backstrom	19,022*
45	1/7	@ LA	2-1	W		SO	23-17-05	51	4th/T8th	22	Kuemper	18,118*
46	1/9	@ ARI	4-1	W			24-17-05	53	4th/8th	14,21,14p,14	Backstrom	10,075
47	1/11	COL	2-4		L		24-18-05	53	4th/8th	3,3	Backstrom	19,117*
48	1/12	@ NSH	4-0	W			25-18-05	55	4th/8th	15,16,24,6	Kuemper	16,221
49	1/14	OTT	0-3		L		25-19-05	55	4th/8th		Kuemper	18,117*
50	1/16	EDM	4-1	W			26-19-05	57	4th/T7th	29,39,14,16	Kuemper	18,037*
51	1/18	DAL	3-2	W		OT	27-19-05	59	4th/T7th	56,20,39	Kuemper	19,192*
52	1/21	@ DAL	0-4		L		27-20-05	59	4th/8th		Kuemper	11,191
53	1/23	CHI	2-1	W			28-20-05	61	4th/T7th	29,24	Kuemper	19,226*
54	1/25	@ SJ	2-3		L	OT	28-20-06	62	4th/7th	24,2	Kuemper	17,562*
55	1/28	@ ANA	4-2	W			29-20-06	64	4th/7th	29,64p,11,56	Kuemper	15,020
56	1/30	@ COL	4-5		L		29-21-06	64	4th/7th	11p,11,64,29	Kuemper/BACKSTROM	14,697
57	2/1	@ CGY	3-4		L	OT	29-21-07	65	4th/7th	24s,15p,2	Kuemper	19,289*
58	2/4	TB	2-1	W			30-21-07	67	4th/6th	22p,15	Kuemper	18,454*
59	2/6	NSH	3-2	W		OT	31-21-07	69	4th/6th	25,11p,22	Kuemper	18,766*
60	2/27	@ EDM	3-0	W			32-21-07	71	4th/7th	64,19,15	Kuemper	16,839*
61	2/28	@ VAN	2-1	W		SO	33-21-07	73	4th/6th	11p	Kuemper	18,910*
62	3/3	CGY	3-2	W			34-21-07	75	4th/7th	21,46p,11	Kuemper	18,543*
63	3/8	@ DAL	3-4		L		34-22-07	75	4th/7th	56s,3p,21	Kuemper	19,109*
64	3/9	STL	2-3		L	SO	34-22-08	76	4th/7th	29,26	Bryzgalov	18,909*
65	3/11	EDM	3-4		L	SO	34-22-09	77	4th/7th	11p,46,29	Kuemper	18,650*
66	3/13	NYR	2-1	W			35-22-09	79	4th/7th	22,11	Kuemper	18,885*
67	3/15	CBJ	1-2		L	SO	35-22-10	80	4th/7th	29	Kuemper	19,042*
68	3/17	@ BOS	1-4		L		35-23-10	80	4th/7th	29	Kuemper	17,565*
69	3/18	@ NYI	6-0	W			36-23-10	82	4th/T6th	26,46,64,4,14,26p	Bryzgalov	14,888
70	3/20	@ NJ	3-4		L	OT	36-23-11	83	4th/7th	20p,64,24	Bryzgalov	14,772
71	3/22	DET	2-3		L		36-24-11	83	4th/7th	9p,3	Kuemper	19,176*
72	3/23	@ DET	4-3	W		OT	37-24-11	85	4th/7th	29p,3,11,26	Bryzgalov	20,066*
73	3/26	VAN	2-5		L		37-25-11	85	4th/7th	3,22	Kuemper	19,014*
74	3/27	@ STL	1-5		L		37-26-11	85	4th/7th	11	Kuemper	19,646*
75	3/29	@ ARI	3-1	W			38-26-11	87	4th/7th	11,46,11	Bryzgalov	16,691
76	3/31	@ LA	3-2	W			39-26-11	89	4th/7th	11p,26,9	Bryzgalov	18,118*
77	4/3	@ CHI	2-3		L	SO	39-26-12	90	4th/7th	3,56	Bryzgalov	21,791*
78	4/5	PIT	4-0	W			40-26-12	92	4th/7th	56,9,19,8	Bryzgalov	19,409*
79	4/7	@ WPG	1-0	W			41-26-12	94	4th/7th	3	Bryzgalov	15,004*
80	4/8	BOS	4-3	W		SO	42-26-12	96	4th/T6th	29p,29,20	Bryzgalov	18,893*
81	4/10	STL	4-2	W			43-26-12	98	4th/7th	22,21s,26,21	Curry	18,664*
82	4/13	NSH	3-7		L		43-27-12	98	4th/7th	56,29,11p	BRYZGALOV/Curry	18,658*

ALL CAPS indicates decision, * indicates sell out, p-power-play goal, s-short-handed goal, ps-penalty shot

#	POS	PLAYER	GP	TOI/G	G	A	PTS	+/-	PIM	PP	SH	GW	SOG	SH%
29	RW	Jason Pominville	82	18:35	30	30	60	3	16	7	0	5	226	13.27
11	LW	Zach Parise	67	20:26	29	27	56	10	30	14	1	5	245	11.84
9	C	Mikko Koivu	65	20:56	11	43	54	0	24	2	0	4	147	7.48
20	D	Ryan Suter	82	29:25	8	35	43	15	34	3	0	0	150	5.33
64	C	Mikael Granlund	63	17:19	8	33	41	-3	22	2	0	2	104	7.69
22	RW	Nino Niederreiter	81	14:06	14	22	36	12	44	2	0	1	143	9.79
3	C	Charlie Coyle	70	17:05	12	18	30	-7	33	2	0	2	135	8.89
24	LW	Matt Cooke	82	15:24	10	18	28	8	54	0	1	3	104	9.62
15	RW	Dany Heatley	76	14:49	12	16	28	-18	18	4	0	2	110	10.91
46	D	Jared Spurgeon	67	22:38	5	21	26	15	16	2	0	1	91	5.49
21	C	Kyle Brodziak	81	16:13	8	16	24	0	61	0	1	1	115	6.96
*14	RW	Justin Fontaine	66	12:15	13	8	21	6	26	1	0	1	79	16.46
25	D	Jonas Brodin	79	23:54	8	11	19	0	22	3	0	0	74	10.81
6	D	Marco Scandella	76	18:49	3	14	17	10	20	0	0	1	80	3.75
*56	LW	Erik Haula	46	10:09	6	9	15	14	29	0	1	1	56	10.71
26	LW	Matt Moulson	20	17:58	6	7	13	7	8	1	0	3	43	13.95
2	D	Keith Ballard	45	13:37	2	7	9	-7	37	0	0	0	29	6.9
17	RW	Torrey Mitchell	58	10:08	1	8	9	-3	21	0	0	0	47	2.13
39	D	Nate Prosser	53	14:32	2	6	8	2	58	0	0	2	30	6.67
4	D	Clayton Stoner	63	13:20	1	4	5	-6	84	0	0	0	48	2.08
16	LW	Jason Zucker	21	12:59	4	1	5	2	2	1	0	1	40	10
19	LW	Stephane Veilleux	34	8:26	3	0	3	-2	21	0	0	0	26	11.54
*55	D	Matt Dumba	13	12:27	1	1	2	-5	2	1	0	0	12	8.33
28	C	Zenon Konopka	36	7:17	1	1	2	-5	55	0	0	0	15	6.67
8	C	Cody McCormick	14	9:47	1	1	2	2	7	0	0	0	6	16.67
7	D	Jonathon Blum	15	11:40	0	1	1	-1	0	0	0	0	11	0
*5	D	Christian Folin	1	19:26	0	1	1	3	0	0	0	0	0	-
27	C	Mike Rupp	13	6:13	0	1	1	1	23	0	0	0	6	0
*54	RW	Brett Bulmer	5	10:41	0	0	0	-2	2	0	0	0	7	0
18	C	Jake Dowell	1	7:09	0	0	0	-1	0	0	0	0	1	0
*45	C	Carson McMillan	1	8:06	0	0	0	0	0	0	0	0	0	-

#	PLAYER	HOME						ROAD					
		GP	G	A	PTS	+/-	PIM	GP	G	A	PTS	+/-	PIM
24	Matt Cooke	41	5	11	16	7	20	41	5	7	12	1	34
22	Nino Niederreiter	41	10	12	22	10	20	40	4	10	14	2	24
29	Jason Pominville	41	17	14	31	2	8	41	13	16	29	1	8
20	Ryan Suter	41	7	16	23	11	22	41	1	19	20	4	12
21	Kyle Brodziak	40	4	9	13	5	27	41	4	7	11	-5	34
25	Jonas Brodin	39	5	5	10	1	10	40	3	6	9	-1	12
15	Dany Heatley	38	5	10	15	-3	10	38	7	6	13	-15	8
6	Marco Scandella	38	2	7	9	7	8	38	1	7	8	3	12
3	Charlie Coyle	35	7	10	17	2	21	35	5	8	13	-9	12
9	Mikko Koivu	34	6	23	29	7	10	31	5	20	25	-7	14
46	Jared Spurgeon	34	2	13	15	17	2	33	3	8	11	-2	14
64	Mikael Granlund	32	1	15	16	0	12	31	7	18	25	-3	10
11	Zach Parise	32	17	12	29	9	14	35	12	15	27	1	16
17	Torrey Mitchell	31	1	6	7	1	15	27	0	2	2	-4	6
4	Clayton Stoner	31	0	4	4	2	25	32	1	0	1	-8	59
*14	Justin Fontaine	30	6	3	9	4	10	36	7	5	12	2	16
39	Nate Prosser	26	2	3	5	4	26	27	0	3	3	-2	32
2	Keith Ballard	24	0	5	5	1	15	21	2	2	4	-8	22
*56	Erik Haula	23	3	7	10	8	6	23	3	2	5	6	23
28	Zenon Konopka	18	1	0	1	0	26	18	0	1	1	-5	29
19	Stephane Veilleux	17	1	0	1	0	15	17	2	0	2	-2	6
26	Matt Moulson	10	2	4	6	5	4	10	4	3	7	2	4
16	Jason Zucker	10	3	1	4	4	2	11	1	0	1	-2	0
8	Cody McCormick	9	1	1	2	2	7	5	0	0	0	0	0
7	Jonathon Blum	7	0	1	1	-1	0	8	0	0	0	0	0
*55	Matt Dumba	6	1	1	2	-2	0	7	0	0	0	-3	2
27	Mike Rupp	6	0	1	1	1	15	7	0	0	0	0	8
*54	Brett Bulmer	2	0	0	0	-2	0	3	0	0	0	0	2
*5	Christian Folin	1	0	1	1	3	0	—	—	—	—	—	—
*45	Carson McMillan	1	0	0	0	0	0	—	—	—	—	—	—
18	Jake Dowell	—	—	—	—	—	—	1	0	0	0	-1	0

#	GOALTENDER	HOME				ROAD			
		GP	W-L-OT	GAA	SV%	GP	W-L-OT	GAA	SV%
37	Josh Harding	17	14-3-0	1.56	.934	3	10	4-4-3	1.79
*35	Darcy Kuemper	12	7-3-2	1.94	.929	0	14	5-5-2	2.89
33	Niklas Backstrom	9	2-3-2	2.61	.888	0	12	3-8-0	3.31
30	Ilya Bryzgalov	5	2-1-1	2.88	.872	1	7	5-0-2	1.68
33	John Curry	2	1-0-0	3.00	.930	0	—	—	—

*Rookie

Overall Record	43-27-12
Home Record	26-10-5
Road Record	17-17-7
Scoring First	31-6-5
Opponent Scoring First	12-21-7
Leading After First Period	20-2-4
Trailing After First Period	5-14-5
Tied After First Period	18-11-3
Leading After Second Period	27-1-4
Trailing After Second Period	8-23-5
Tied After Second Period	8-3-3
Outshooting Opponent	15-13-8
Outshot By Opponent	20-13-4
Even Shots	8-1-0

Overtime Record - 2013-14	3-4
Overtime Record - Franchise	94-87-55
Shootout Record - 2013-14	8-8
Shootout Record - Franchise	54-52
vs. WESTERN CONFERENCE	26-16-8
vs. Central	14-12-3
vs. Pacific	12-4-5
vs. EASTERN CONFERENCE	17-11-4
vs. Atlantic	9-6-1
vs. Metropolitan	8-5-3

SEASON CATEGORY LEADERS				
GAMES PLAYED	Three Players	82	TIME ON ICE	Ryan Suter 2411:54
POINTS	Jason Pominville	60	AVG. TIME ON ICE	Ryan Suter 29:25
GOALS	Jason Pominville	30	FACEOFF WIN %	Mikko Koivu 54.8
ASSISTS	Mikko Koivu	43	GAMES (GOALIE)	Josh Harding 29
POWER-PLAY GOALS	Zach Parise	14	MINUTES (GOALIE)	Josh Harding 1668
SHORT-HANDED GOALS	Four Players	1	WINS	Josh Harding 18
GAME-WINNING GOALS	Parise/Pominville	5	LOSSES	Niklas Backstrom 11
EVEN-STRENGTH GOALS	Jason Pominville	23	WINNING PERCENTAGE	Ilya Bryzgalov 0.773
SHOOTOUT GOALS	Mikko Koivu	6	OVERTIME LOSSES	Darcy Kuemper 4
3+ GOAL GAMES	Suter/Fontaine	1	GOALS-AGAINST AVG.	Josh Harding 1.65
SHOTS ON GOAL	Zach Parise	245	SAVE PERCENTAGE	Josh Harding 0.933
PENALTY MINUTES	Clayton Stoner	84	SHUTOUTS	Bryzgalov/Harding 3
PLUS/MINUS	Spurgeon/Suter	+15	GOALS ALLOWED	Darcy Kuemper 60

GOALS BY PERIOD

PERIOD	WILD	OPP.
1	62	59
2	55	70
3	79	65
OT	3	4
Total	199	198
Avg.	2.4	2.4

SHOTS BY PERIOD

PERIOD	WILD	OPP.
1	699	737
2	733	776
3	705	705
OT	43	43
Total	2180	2273
Avg.	26.6	27.7

GOAL PRODUCTION

GOALS	WILD	OPP.
0	0-4-0	8-0-0
1	1-12-1	18-0-0
2	12-6-6	10-2-2
3	12-1-4	7-8-6
4	13-3-0	0-8-4
5	4-0-0	0-6-0
6+	1-0-0	0-2-0

PENALTIES

	PIM	PIM/G
Home	352	8:35
Away	431	10:31
TOTAL	783	9:33

MARGIN OF VICTORY

GOALS	TOTAL	HOME	AWAY
1G	24-7-12	14-3-5	10-4-7
2G	9-6	6-1	3-5
3G+	10-14	6-4	4-10

POWER PLAY

	G	ATT	PCT	NHL RANK
Home	23	129	17.8	17th
Away	22	123	17.9	12th
OVERALL	27	151	17.9	16th

8 SHORT-HANDED GOALS ALLOWED (T-8th in NHL)

PENALTY KILL

	GA	ATT	PCT	NHL RANK
Home	24	113	78.8	27th
Away	29	137	78.8	25th
OVERALL	53	250	78.8	27th

4 SHORT-HANDED GOAL SCORED (T-24th in NHL)

GOAL SITUATION

	WILD	OPP.
5-on-5	138	120
5-on-4	42	7
5-on-3	2	0
4-on-4	5	7
4-on-3	0	0
3-on-3	0	0
3-on-4	0	0
3-on-5	0	3
4-on-5	4	49
Empty Net	7	9
Pen. Shot	1	3
TOTAL	199	198

2013-14 10-GAME COMPARISONS

GAME	RECORD	GF-GA	POWER PLAY	PENALTY KILL	SF-SA
1-10	4-3-3	21-21	10-41 (24.4%)	29-39 (74.4%)	305-212
11-20	8-1-1	32-21	7-35 (20.0%)	30-36 (83.3%)	270-270
21-30	5-4-1	21-27	4-22 (18.2%)	17-21 (81.0%)	271-259
31-40	3-7-0	18-32	4-28 (14.3%)	25-32 (78.1%)	253-348
41-50	6-4-0	30-21	4-31 (12.9%)	24-28 (85.7%)	259-278
51-60	6-2-2	26-24	5-33 (15.2%)	28-32 (87.5%)	234-326
61-70	4-2-4	26-25	6-30 (20.0%)	18-23 (78.3%)	281-285
71-82	7-4-1	30-32	6-34 (17.6%)	25-37 (67.6%)	326-275

2013-14 MONTHLY COMPARISONS

MONTH	RECORD	GF-GA	POWER PLAY	PENALTY KILL	SF-SA
October	6-4-3	30-31	13-53 (24.5%)	41-54 (75.9%)	387-304
November	9-4-2	38-36	6-39 (15.4%)	32-39 (82.1%)	415-397
December	5-9-0	29-42	6-40 (15.0%)	32-40 (80.0%)	359-442
January	9-4-1	34-31	6-43 (14.0%)	37-45 (82.2%)	344-426
February	4-0-1	13-8	4-16 (25.0%)	14-14 (100%)	129-137
March	6-5-4	39-43	8-45 (17.8%)	26-38 (68.4%)	414-395
April	4-1-1	18-15	2-16 (12.5%)	15-20 (75.0%)	132-172

POWER-PLAY SCORING

PLAYER	G	A	PTS	PP TOI/GM
Zach Parise	14	6	20	3:19
Mikko Koivu	2	16	18	3:26
Jason Pominville	7	10	17	3:27
Ryan Suter	3	14	17	3:45
Mikael Granlund	2	10	12	2:31
Dany Heatley	4	6	10	2:32
Jonas Brodin	3	4	7	1:25
Jared Spurgeon	2	5	7	2:07
Nino Niederreiter	2	4	6	1:22
Charlie Coyle	2	1	3	2:14
Matt Moulson	1	2	3	2:44
Keith Ballard	0	2	2	0:41
Matt Cooke	0	2	2	0:04
Matt Dumba	1	1	2	1:39
Justin Fontaine	1	1	2	0:59
Jason Zucker	1	1	2	0:50
Kyle Brodziak	0	1	1	0:08
Nate Prosser	0	1	1	0:01

SHORT-HANDED SCORING

PLAYER	G	A	PTS	SH TOI/GM
Matt Cooke	1	1	2	2:31
Mikko Koivu	0	2	2	1:23
Kyle Brodziak	1	0	1	2:37
Erik Haula	1	0	1	1:06
Zach Parise	1	0	1	1:02

MULTI-POINT GAMES

PLAYER	2PT	3PT	4PT	TOTAL	TEAM RECORD
Mikko Koivu	10	3		13	12-1-0
Zach Parise	9	2	1	12	9-1-2
Jason Pominville	8	3		11	7-3-1
Mikael Granlund	6	1		7	4-1-2
Nino Niederreiter	4	1		5	4-1-0
Matt Cooke	4			4	4-0-0
Charlie Coyle	4			4	3-1-0
Dany Heatley	4			4	2-1-1
Jared Spurgeon	4			4	3-0-1
Ryan Suter	3	1		4	4-0-0
Kyle Brodziak	2			2	2-0-0
Justin Fontaine	1	1		2	2-0-0
Matt Moulson	1	1		2	2-0-0
Marco Scandella	2			2	2-0-0
Keith Ballard	1			1	1-0-0
Jonas Brodin	1			1	1-0-0
Erik Haula	1			1	0-1-0
Cody McCormick	1			1	1-0-0

TEAM	
Consecutive Games Won	5 – 2/4-3/3
Consecutive Games Earning a Point	8 – 11/1-11/17 (7-0-1)
Consecutive Games Lost, Regulation	6 – 12/19-12/31
Consecutive Games Lost, Regulation and OT/SO	6 – 12/19-12/31 (0-6-0)
Most Goals For, Period	4 – 1/4 vs. WSH (2nd)
Most Goals Against, Period	4 – (3x) 11/19 at MTL (2nd); 12/27 at WPG (1st); 4/13 vs. NSH (2nd)
Most Goals For, Game	6 – 3/18 at NYI
Most Goals Against, Game	7 – 4/13 vs. NSH
Most Power-Play Goals For, Period	3 – 1/4 vs. WSH (2nd)
Most Power-Play Goals For, Game	3 – 1/4 vs. WSH
Most Power-Play Goals Against, Period	2 – (2x) 10/8 at NSH (1st); 12/12 at SJ (1st)
Most Power-Play Goals Against, Game	3 – 12/12 at SJ
Most Power-Play Attempts For, Game	6 – (3x) 10/10 vs. WPG; 3/20 at NJ; 3/27 at STL
Most Power-Play Attempts Against, Game	7 – (4x) 10/17 at TB; 10/26 at CHI; 12/12 at SJ; 1/21 at DAL
Most Shots For, Period	18 – (2x) 10/15 at TOR (1st); 3/8 at DAL (2nd)
Most Shots For, Game	38 – 10/15 at TOR
Most Shots Against, Period	21 – 12/8 vs. SJ (2nd)
Most Shots Against, Game	45 – 4/10 vs. STL
Fewest Shots For, Period	1 – 1/4 vs. WSH (1st)
Fewest Shots For, Game	11 – 1/4 vs. WSH
Fewest Shots Against, Period	1 – 11/25 at STL (3rd)
Fewest Shots Against, Game	14 – 10/15 at TOR
Most Penalty Minutes Both Teams, Game	62 – 1/30 at COL
Most Penalty Minutes Wild, Game	32 – 1/30 at COL
Fewest Penalty Minutes Both Teams, Game	0 – 11/30 at COL
Fewest Penalty Minutes Wild, Game	0 – (3x) 11/30 at COL; 3/15 vs. CBJ; 3/17 at BOS

INDIVIDUAL	
Most Goals, Game	3 – (2x) Suter, 1/4 vs. WSH; Fontaine, 1/9 at ARI
Most Assists, Game	3 – (2x) Niederreiter, 11/3 vs. NJ; Koivu, 3/18 at NYI
Most Points, Game	4 – Parise, 1/30 at COL (2-2=4)
Most Goals, Period	2 – (5x) Suter, 1/4 vs. WSH (2nd); Fontaine, 1/9 at ARI (3rd); Coyle, 1/11 vs. COL (2nd); Parise, 3/29 at ARI (3rd); Pominville, 4/8 vs. BOS (1st)
Most Assists, Period	2 – (15x) Granlund, 10/3 vs. LA (1st); Niederreiter, 11/3 vs. NJ (3rd); Spurgeon, 12/5 vs. CHI (3rd); Koivu, 12/29 vs. NYI (2nd); Koivu, 1/4 vs. WSH (2nd); Niederreiter, 1/9 at ARI (3rd); Heatley, 1/11 vs. COL (2nd); Coyle, 1/12 at NSH (1st); Scandella, 1/28 at ANA (3rd); Granlund, 1/30 at COL (3rd); Parise, 1/30 at COL (3rd); Granlund, 3/3 vs. CGY (3rd); Koivu, 3/18 at NYI (3rd); Spurgeon, 3/20 at NJ (3rd); Koivu, 3/29 at ARI (3rd)
Most Points, Period	3 – (2x) Granlund, 1/30 at COL (3rd, 1-2=3); Parise, 1/30 at COL (3rd, 1-2=3)
Most Shots, Game	9 – Parise, 1/30 at COL
Most Penalty Minutes, Game	15 – (2x) Haula, 3/8 at DAL; Prosser, 3/20 at NJ
Most Hits, Game	7 – (2x) Niederreiter, 11/20 at OTT; Niederreiter, 1/30 at COL
Most Blocked Shots, Game	7 – Suter, 11/17 vs. WPG
Most PPG, Game	2 – Suter, 1/4 vs. WSH
Most Shorthanded Goals, Season	1 – (4x) Parise, 11/23 at WPG; Cooke, 2/1 at CGY; Haula, 3/8 at DAL; Brodziak, 4/10 vs. STL
Most GWG, Season	5 – (2x) Pominville, 10/14 at BUF, 10/26 at CHI, 1/1 vs. MTL, 12/2 vs. PHI, 1/2 vs. BUF; Parise, 10/24 vs. CAR, 11/5 vs. CGY, 1/28 at ANA, 3/3 vs. CGY, 3/13 vs. NYR
Most Overtime Goals	1 – (3x) Prosser, 1/18 vs. DAL; Niederreiter, 2/6 vs. NSH; Moulson, 3/23 at DET
Consecutive Games With a Goal	4 – Pominville, 10/26-11/3 (6)
Consecutive Games with an Assist	7 – Suter, 12/11-12/23(7)
Consecutive Games with a Point	7 – (2x) Suter, 12/11-12/23 (0-7=7); Pominville, 3/9-3/20 (4-4=8)
Most Saves, Game	43 – Curry, 4/10 vs. STL

PLAYER	INJURY	DATE OF INJURY	GAMES OUT	RETURN
Dany Heatley	Lower Body	4/13	1	
Kyle Brodziak	Undisclosed	4/12	1	
Nino Niederreiter	Upper Body	3/31	1	4/5
Mikael Granlund	Upper Body	3/31	6	
Darcy Kuemper	Upper Body	3/31	7	
Clayton Stoner	Lower Body	3/22	10	4/13
Keith Ballard	Lower Body	3/17	14	
Niklas Backstrom	Core (Surgery 3/25)	3/3	20	
Jason Zucker	Quadricep (Surgery 3/25)	2/6	23	IR
Niklas Backstrom	Soreness	2/6	1	2/27
Marco Scandella	Knee Sprain	2/4	3	3/3
Justin Fontaine	Illness	2/4	1	2/6
Mikko Koivu	Ankle Fracture	1/4	17	3/3
Justin Fontaine	Upper Body	1/2	1	1/7
Jared Spurgeon	Lower Body	1/2	14	2/4
Josh Harding	Illness	1/2	40	IR
Zach Parise	Foot Contusion	12/22	14	1/23
Clayton Stoner	Lower Body	12/22	4	1/2
Josh Harding	Illness	12/18	4	12/29
Zenon Konopka	Eye	11/29	1	12/2
Mikael Granlund	Upper Body	11/27	11	12/22
Zach Parise	Foot Contusion	11/25	1	11/29
Josh Harding	Lower Body	11/23	2	11/27
Mikael Granlund	Upper Body	11/20	2	11/27
Torrey Mitchell	Lower Body	11/19	3	11/27
Niklas Backstrom	Upper Body	11/13	4	11/23
Clayton Stoner	Lower Body	11/7	1	11/13
Keith Ballard	Upper Body	11/5	9	11/27
Charlie Coyle	Lower Body	11/1	1	11/5
Josh Harding	Lower Body	10/24	1	10/28
Jonas Brodin	Broken Cheekbone	10/22	3	11/1
Keith Ballard	Upper Body	10/14	7	11/1
Niklas Backstrom	Knee Strain	10/8	4	10/17
Charlie Coyle	Knee Strain	10/5	11	11/1
Mike Rupp	Lower Body	Off-season surgery	24	11/25
TOTAL MAN GAMES LOST			267	

SEPTEMBER

9/18/14	Re-signed G Darcy Kuemper to a two-year contract.
9/11/14	Re-signed RW Nino Niederreiter to a three-year contract.

AUGUST

8/1/14	Signed D Justin Falk to a one-year, two-way contract.
--------	--

JULY

7/29/14	Re-signed F Justin Fontaine to a two-year contract
7/17/14	Agreed to terms with G John Curry on a one-year, two-way contract
7/15/14	Re-signed F Jason Zucker to a two-year contract
7/11/14	Signed D Jonathon Blum to a one-year, two-way contract and F Jordan Schroeder to a two-year, two-way contract
7/9/14	Signed F Cody Almond to a one-year contract
7/2/14	Signed F Joel Rechlicz to a one-year, two-way contract
7/1/14	Signed D Stu Bickel to a one-year, two-way contract
7/1/14	Signed F Brett Sutter to a two-year, two-way contract
7/1/14	Signed D Guillaume Gelinas to a three-year, entry-level contract
7/1/14	Signed LW Thomas Vanek to a three-year contract

JUNE

6/28/14	Selected D Louie Belpedio , G Kaapo Kahkonen , D Tanner Faith , D Pontus Sjalin , C Chase Lang , C Reid Duke and C Pavel Jenys in the third-seventh rounds of the 2014 NHL Entry Draft
6/28/14	Acquired the 80th overall selection in the 2014 NHL Entry Draft and a seventh-round selection in the 2015 NHL Entry Draft from Tampa Bay in exchange for the 79th overall selection in the 2014 NHL Entry Draft
6/27/14	Selected D Alex Tuch in the first round of the 2014 NHL Entry Draft
6/5/14	Signed F Michael Keranen to a one-year, two-way contract

MAY

5/31/14	Signed Head Coach Mike Yeo to a multi-year contract extension
---------	--

APRIL

4/2/14	Recalled G John Curry and F Jake Dowell from Iowa (AHL)
--------	---

MARCH

3/31/14	Signed D Christian Folin to a two-year, entry-level contract
3/31/14	Signed G Rob Laurie to a professional tryout agreement
3/24/14	Signed D Gustav Olofsson to a three-year, entry-level contract starting with the 2014-15 season
3/23/14	Recalled D Jonathon Blum and F Stephane Veilleux from Iowa (AHL)
3/5/14	Acquired F Matt Moulson and F Cody McCormick from Buffalo in exchange for F Torrey Mitchell and second-round selections in the 2014 and 2016 NHL Entry Drafts
3/4/14	Acquired G Ilya Bryzgalov from Edmonton in exchange for a fourth-round selection in the 2014 NHL Entry Draft
3/4/14	Signed F Zack Mitchell to a three-year, entry-level contract starting with the 2014-15 season
3/4/14	Reassigned F Stephane Veilleux to Iowa (AHL)
3/3/14	Signed F Kurtis Gabriel to a three-year, entry-level contract starting with the 2014-15 season
3/1/14	Signed F Brady Brassart to a three-year, entry-level contract starting with the 2014-15 season
3/1/14	Reassigned G John Curry and D Steven Kampfer to Iowa (AHL)

FEBRUARY

2/26/14	Recalled F Stephane Veilleux and G John Curry from Iowa (AHL)
2/26/14	Acquired LW Brad Winchester from Chicago in exchange for D Brian Connelly
2/24/14	Recalled F Erik Haula and D Steven Kampfer from Iowa (AHL)
2/21/14	Reassigned D Jonathon Blum and F Jake Dowell to Iowa (AHL)
2/19/14	Recalled D Jonathon Blum and F Jake Dowell from Iowa (AHL)
2/18/14	Assigned G John Curry to Iowa (AHL)
2/17/14	Signed G John Curry to a two-way contract

2/6/14	Reassigned F Erik Haula and G Johan Gustafsson to Iowa (AHL)
2/6/14	Recalled G Johan Gustafsson and reassigned F Stephane Veilleux to Iowa (AHL)
2/5/14	Acquired RW Curt Gogol from San Jose in exchange for C Chad Rau

JANUARY

1/23/14	Reassigned D Jonathon Blum to Iowa (AHL)
1/22/14	Reassigned G Johan Gustafsson to Iowa (AHL)
1/20/14	Recalled D Jonathon Blum and G Johan Gustafsson from Iowa (AHL)
1/18/14	Reassigned D Jonathon Blum to Iowa (AHL)
1/7/14	Loaned D Matt Dumba to Portland (WHL)
1/6/14	Recalled D Jonathon Blum and F Erik Haula from Iowa (AHL)
1/5/14	Reassigned F Brett Bulmer to Iowa (AHL)
1/4/14	Recalled F Brett Bulmer from Iowa (AHL)
1/3/14	C Zenon Konopka claimed off waivers by Buffalo
1/2/14	Recalled G Darcy Kuemper from Iowa (AHL)
1/1/14	Recalled F Jason Zucker from Iowa (AHL)

DECEMBER

12/30/13	Recalled D Jonathon Blum from Iowa (AHL)
12/28/13	Reassigned G Johan Gustafsson to Iowa (AHL)
12/27/13	Recalled F Stephane Veilleux from Iowa (AHL)
12/24/13	Reassigned F Stephane Veilleux to Iowa (AHL)
12/23/13	Recalled F Stephane Veilleux and reassigned F Erik Haula to Iowa (AHL)
12/20/13	Reassigned F Brett Bulmer to Iowa (AHL)
12/18/13	Recalled G Johan Gustafsson from Iowa (AHL)
12/13/13	Recalled F Erik Haula and reassigned F Jason Zucker to Iowa (AHL)
12/12/13	Recalled F Brett Bulmer from Iowa (AHL)
12/11/13	Assigned D Matt Dumba to Canadian National Junior Team
12/10/13	Recalled F Jason Zucker from Iowa (AHL)
12/9/13	Reassigned F Erik Haula to Iowa (AHL)
12/1/13	Reassigned F Jason Zucker to Iowa (AHL)

NOVEMBER

11/29/13	Recalled F Erik Haula from Iowa (AHL)
11/28/13	Recalled F Jason Zucker from Iowa (AHL)
11/27/13	Reassigned G Darcy Kuemper and F Jason Zucker to Iowa (AHL)
11/25/13	Recalled F Mike Rupp from Iowa (AHL)
11/23/13	Recalled G Darcy Kuemper from Iowa (AHL) on Emergency Recall
11/23/13	Reassigned G Darcy Kuemper to Iowa (AHL)
11/20/13	Recalled F Jason Zucker from Iowa (AHL)
11/18/13	Recalled G Darcy Kuemper and reassigned G Johan Gustafsson to Iowa (AHL)
11/15/13	Recalled G Johan Gustafsson from Iowa (AHL)
11/12/13	Assigned F Mike Rupp to Iowa (AHL) on conditioning loan
11/6/13	Reassigned F Carson McMillan to Iowa (AHL)
11/3/13	Recalled F Carson McMillan from Iowa (AHL)

OCTOBER

10/31/13	Reassigned F Stephane Veilleux to Iowa (AHL)
10/27/13	Reassigned G Johan Gustafsson to Iowa (AHL)
10/25/13	Recalled G Johan Gustafsson from Iowa (AHL)
10/18/13	Reassigned G Darcy Kuemper to Iowa (AHL)
10/14/13	Recalled G Darcy Kuemper from Iowa (AHL)
10/12/13	Reassigned G Darcy Kuemper to Iowa (AHL)
10/10/13	Recalled G Darcy Kuemper from Iowa (AHL)
10/9/13	Recalled F Stephane Veilleux from and reassigned forwards Jason Zucker and Carson McMillan to Iowa (AHL)
10/8/13	Recalled F Carson McMillan from Iowa (AHL)
10/6/13	Recalled F Jason Zucker from Iowa (AHL)
10/3/13	Signed RW Jason Pominville to a five-year contract extension

THE LAST TIME:	HOME	ROAD
Recorded a shutout	4/5/14, 4-0 vs. PIT (Bryzgalov, 20 saves)	3/18/14, 6-0 at NYI (Bryzgalov, 36 saves)
Were shut out	1/14/14, 3-0 vs. OTT (Lehner, 27 saves)	1/21/14, 4-0 at DAL (Lehtonen, 18 saves)
Won a 1-0 game	1/19/13, 1-0 vs. DAL (Harding 24 saves)	4/7/14, 1-0 at WPG (Bryzgalov, 24 saves)
Lost a 1-0 game	4/9/13, 1-0 vs. CHI (Emery, 20 saves)	2/5/11 at ARI
Won by 5 or more goals	1/27/08, 5-0 vs. TOR	3/18/14, 6-0 at NYI
Lost by 5 or more goals	4/26/13, 6-1 vs. EDM	4/18/13, 6-1 at SJ
Overcame 2-goal deficit to win	1/4/14 vs. WSH (down 2-0 in 2nd, 5-3 win)	3/23/14 at DET (down 2-0 in 2nd, 4-3 OT win)
Overcame 3-goal deficit to win	10/6/09 vs. ANA (down 3-0 in third, 4-3 OT win)	3/5/09 at SJ (down 3-0 in 2nd, 4-3 OT win)
Overcame 4-goal deficit to win	1/9/10 vs. CHI (down 5-1 in third, 6-5 SO win)	Never
Surrendered 2-goal lead in loss	4/13/14 vs. NSH (ahead 3-1 in 2nd, 7-3 loss)	1/25/14 at SJ (ahead 2-0 in 2nd, 3-2 OT Loss)
Surrendered 3-goal lead in loss	3/11/14 vs. EDM (ahead 3-0 in 1st, 4-3 SO loss)	10/24/07 at CGY (ahead 3-0 in 1st, 5-3 loss)
Had a penalty shot	3/22/14, Coyle vs. Howard (scored)	3/6/12, Setoguchi vs. Varlamov (PP)
Scored on a penalty shot	3/22/14, Coyle vs. Howard	3/6/12, Setoguchi vs. Varlamov
Allowed a penalty shot goal	3/9/08, Pihlhal vs. Backstrom	1/21/14, Jordie Benn vs. Kuemper
Had a hat trick	1/4/13, Suter vs. WSH (5-3 win)	1/9/14, Fontaine at ARI (4-1 win)
Allowed a hat trick	3/20/11 Subban vs. MTL (8-1 loss)	3/27/14, Oshie at STL (5-1 loss)
Scored a shorthanded goal	4/10/14, Brodziak vs. STL (4-2 win)	3/8/14, Haula at DAL (4-3 loss)
Allowed a shorthanded goal	11/24/10, Nodl vs. PHI (6-1 loss)	3/27/14, Oshie at STL (5-1 loss)
Scored an empty net goal	1/2/14, Brodziak vs. BUF (4-1 win)	3/29/14, Parise at ARI (3-1 win)
Allowed an empty net goal	1/11/14, Talbot vs. COL (4-2 loss)	3/17/14, Iginla at BOS (4-1 loss)
Did not record penalty	3/15/14 vs. CBJ (2-1 shootout loss)	3/17/14 at BOS (4-1 loss)
Opponent did not record penalty	3/6/07 vs. SJ (3-0 loss)	11/30/13 at COL (3-2 shootout loss)
Played in a penalty free game	Never	11/30/13 at COL (3-2 shootout loss)
Won an overtime game	2/6/14 vs. NSH (Niederreiter)	3/23/14 at DET (Moulson)
Lost an overtime game	10/5/13 vs. ANA (Perreault)	3/20/14 at NJ (Greene)
Won a shootout	4/8/14 vs. BOS (Koivu)	2/28/14 at VAN (Fontaine)
Lost a shootout	3/15/14 vs. CBJ (Johansen)	4/3/14 at CHI (Hossa)
Recorded 20+ shots in a period	11/3/11 vs. VAN (22 in 2nd, 5-1 win)	2/12/08 at EDM (21 in 2nd, 4-2 loss)
Allowed 20+ shots in a period	12/18/13 vs. SJ (21 in 2nd, 3-1 win)	12/6/11 at SJ (23 in 1st, 2-1 win)
Recorded 0 shots in a period	Never	11/08/01 at BOS (0 in 3rd, 5-3 win)
Allowed 0 shots in a period	3/3/13 vs. EDM (0 in 2nd, 4-2 win)	Never
Recorded 50 or more shots	Record is 43 vs. ARI 1/10/03	Record is 47 at COL 12/21/02
Surrendered 50 or more shots	12/22/07 vs. DET (51 in 4-1 loss)	3/17/11 at SJ Record is 56 at BOS (11/8/01)



#	POS	PLAYER	GP	TOI/G	G	A	PTS	+/-	PIM	PP	SH	GW	SOG	SH%
11	L	ZACH PARISE	48	20:40	18	20	38	2	16	7	4	3	182	9.9
9	C	MIKKO KOIVU	48	21:05	11	26	37	2	26	0	3	3	127	8.7
20	D	RYAN SUTER	48	27:16	4	28	32	2	24	3	1	0	91	4.4
7	C	MATT CULLEN	42	15:53	7	20	27	9	10	0	0	3	79	8.9
10	R	DEVIN SETOGUCHI	48	14:26	13	14	27	5	20	5	3	0	97	13.4
15	R	DANY HEATLEY	36	18:32	11	10	21	-12	8	3	1	0	83	13.3
96	L	PIERRE-MARC BOUCHARD	43	13:56	8	12	20	3	8	0	2	0	71	11.3
46	D	JARED SPURGEON	39	21:32	5	10	15	1	4	4	2	0	67	7.5
63	R	CHARLIE COYLE*	37	15:03	8	6	14	3	28	1	2	0	50	16
77	D	TOM GILBERT	43	19:19	3	10	13	-11	18	1	0	0	36	8.3
21	C	KYLE BRODZIAK	48	17:21	8	4	12	-18	20	1	1	0	88	9.1
25	D	JONAS BRODIN*	45	23:12	2	9	11	3	10	1	0	0	51	3.9
22	R	CAL CLUTTERBUCK	42	13:44	4	6	10	-5	27	0	1	0	87	4.6
4	D	CLAYTON STONER	48	18:12	0	10	10	0	42	0	0	0	40	0
29	R	JASON POMINVILLE	10	20:10	4	5	9	0	0	1	1	0	24	16.7
64	C	MIKAEL GRANLUND*	27	13:10	2	6	8	-4	6	0	0	0	36	5.6
17	L	TORREY MITCHELL	45	10:26	4	4	8	-8	21	0	1	0	39	10.3
16	L	JASON ZUCKER*	20	11:15	4	1	5	4	8	0	0	0	34	11.8
27	L	MIKE RUPP	32	8:21	1	3	4	1	67	0	0	0	27	3.7
44	D	JUSTIN FALK	36	13:12	0	3	3	-9	40	0	0	0	27	0
5	D	BRETT CLARK	8	14:04	0	1	1	-9	0	0	0	0	6	0
6	D	MARCO SCANDELLA	6	14:25	1	0	1	-1	4	0	0	0	7	14.3
18	C	JAKE DOWELL	2	8:32	0	0	0	0	0	0	0	0	3	0
28	C	ZENON KONOPKA	37	8:26	0	0	0	-4	117	0	0	0	18	0
47	L	JOHAN LARSSON*	1	14:02	0	0	0	0	0	0	0	0	2	0
14	C	DARROLL POWE	8		0	0	0	1	9	0	0	0	5	0
39	D	NATE PROSSER	17	11:15	0	0	0	4	4	0	0	0	5	0

#	GOALTENDER	GP	W	L	OT	SA	GA	GAA	SV	SV%	SO	A	PIM	MIN
2	Niklas Backstrom	42	24	15	3	1072	98	2.48	974	0.909	2	2	2	2,368
35	Darcy Kuemper*	6	1	2	0	119	10	2.08	109	0.916	0	0	0	288
37	Josh Harding	5	1	1	0	73	10	3.24	63	0.863	1	0	0	185
31	Matt Hackett*	1	0	1	0	33	5	5.08	28	0.848	0	0	0	59

* Rookie

GAME	DATE	OPPONENT	RESULT	W	L	OT	RECORD	PTS	DIVISION/ CONF. RANK	WILD GOALS (BY #)	WILD GOALTENDERS	ATT.
1	1/19	COL	4-2	W			01-00-00	2	1st/T1st	15p,64,15p,96	Backstrom	19,298+
2	1/20	DAL	1-0	W			02-00-00	4	1st/T1st	11	Harding	18,296+
3	1/22	NSH	1-3	L			02-01-00	4	1st/T2nd	15	Backstrom	17,540
4	1/25	@ DET	3-5	L			02-02-00	4	T3rd/T6th	11p,77,11	Harding	20,066+
5	1/27	@ STL	4-5	L	OT		02-02-01	5	T1st/T3rd	11p,11p,9,15	Backstrom	18,265
6	1/29	CBJ	3-2	W			03-02-01	7	1st/3rd	9,77,96	Backstrom	17,584
7	1/30	CHI	3-2	W		SO	04-02-01	9	1st/3rd	7,22	Harding/BACKSTROM	18,550+
8	2/1	@ ANA	1-3	L			04-03-01	9	T2nd/T5th	6	Backstrom	13,007
9	2/4	@ ARI	1-2	L			04-04-01	9	T3rd/T8th	11	Backstrom	9,508
10	2/7	VAN	1-4	L			04-05-01	9	3rd/11th	77p	BACKSTROM/Harding	18,352+
11	2/9	NSH	2-1	W		OT	05-05-01	11	T2nd/T10th	22,10p	Backstrom	18,806+
12	2/11	@ CGY	2-1	W		SO	06-05-01	13	T2nd/T8th	21	Backstrom	19,289+
13	2/12	@ VAN	1-2	L			06-06-01	13	T2nd/T9th	10p	Kuemper	18,910+
14	2/14	COL	3-4	L		SO	06-06-02	14	2nd/T9th	11,27,9	Backstrom	18,822+
15	2/17	DET	3-2	W			07-06-02	16	2nd/8th	15,16,17	Kuemper	19,117+
16	2/21	@ EDM	3-1	W			08-06-02	18	2nd/T7th	7,10,7	Backstrom	16,839+
17	2/23	@ CGY	1-3	L			08-07-02	18	2nd/T10th	63	Backstrom	19,289+
18	2/26	CGY	2-1	W		OT	09-07-02	20	2nd/T10th	16,11p	Backstrom	18,703+
19	2/28	@ ARI	4-3	W			10-07-02	22	2nd/T6th	16,15,15,46p	Backstrom	11,547
20	3/1	@ ANA	2-3	L			10-08-02	22	2nd/T7th	21,10	Kuemper	15,264
21	3/3	EDM	4-2	W			11-08-02	24	2nd/T4th	46,9,63,15p	Backstrom	18,675+
22	3/5	@ CHI	3-5	L			11-09-02	24	2nd/T8th	10,20p,21	BACKSTROM/Kuemper	21,836+
23	3/9	@ NSH	2-1	W		SO	12-09-02	26	2nd/T9th	11p	Backstrom	17,113+
24	3/10	VAN	4-2	W			13-09-02	28	T1st/T3rd	11,16,46p,11	Backstrom	18,846+
25	3/12	ANA	1-2	L			13-10-02	28	3rd/T8th	10p	Backstrom	18,808+
26	3/14	COL	5-3	W			14-10-02	30	2nd/5th	17,10,25,9,9	Backstrom	18,989+
27	3/16	@ COL	6-4	W			15-10-02	32	T1st/T3rd	20p,10,22,21,96,10	Backstrom	17,708
28	3/18	@ VAN	3-1	W			16-10-02	34	1st/3rd	25p,63,7	Backstrom	18,910+
29	3/20	@ DET	4-2	W			17-10-02	36	1st/3rd	10,21p,9,10p	Backstrom	20,066+
30	3/23	SJS	2-0	W			18-10-02	38	T1st/T3rd	11,46p	Backstrom	19,358+
31	3/25	@ DAL	7-4	W			19-10-02	40	T1st/T3rd	11,9,11,7,21s,15,96	Backstrom	16,167
32	3/27	ARI	4-3	W		OT	20-10-02	42	T1st/T3rd	17,7,20,9	Backstrom	19,076+
33	3/29	@ DAL	3-5	L			20-11-02	42	2nd/4th	10,46p,17	Hackett	17,376
34	3/30	LA	4-3	W		SO	21-11-02	44	T1st/T3rd	7,63,11p	Backstrom	19,223+
35	4/1	STL	1-4	L			21-12-02	44	T1st/T3rd	15	Backstrom	18,786+
36	4/3	@ SJS	2-4	L			21-13-02	44	T1st/T3rd	63,15	Backstrom	17,562+
37	4/4	@ LA	0-3	L			21-14-02	44	2nd/T5th		BACKSTROM/Kuemper	18,118+
38	4/7	@ CBJ	3-0	W			22-14-02	46	2nd/6th	20p,63p,29	Backstrom	15,909
39	4/9	CHI	0-1	L			22-15-02	46	2nd/T6th		Backstrom	19,158+
40	4/11	STL	0-2	L			22-16-02	46	2nd/T7th		Backstrom	18,947+
41	4/13	CBJ	2-3			SO	22-16-03	47	2nd/T7th	96,29p	Backstrom	19,187+
42	4/15	@ CGY	4-3	W			23-16-03	49	2nd/6th	9,29,96,29	Backstrom	19,289+
43	4/16	@ EDM	5-3	W			24-16-03	51	2nd/6th	21,63,64,11p,21	Backstrom	16,839+
44	4/18	@ SJS	1-6	L			24-17-03	51	2nd/T7th	96	BACKSTROM/Kuemper	17,562+
45	4/21	CGY	1-4	L			24-18-03	51	2nd/T7th	11	Backstrom	19,039+
46	4/23	LA	2-1	W			25-18-03	53	2nd/T7th	63, 22	Backstrom	18,825+
47	4/26	EDM	1-6	L			25-19-03	53	2nd/T8th	9	BACKSTROM/Harding	18,575+
48	4/27	@ COL	3-1	W			26-19-03	55	2nd/8th	11, 10p, 96	Backstrom	17,731+

ALL CAPS indicates decision, + indicates sell out, p-power-play goal, s-short-handed goal, ps-penalty shot



#	POS	PLAYER	GP	TOI/G	G	A	PTS	+/-	PIM	PP	SH	GW	SOG	SH%
15	L	DANY HEATLEY	82	20:56	24	29	53	2	28	8	0	3	238	10.1
9	C	MIKKO KOIVU	55	21:21	12	32	44	10	28	2	1	2	129	9.3
21	C	KYLE BRODZIAK	82	19:03	22	22	44	-15	66	5	0	0	160	13.8
10	R	DEVIN SETOGUCHI	69	17:35	19	17	36	-17	28	7	0	2	174	10.9
7	C	MATT CULLEN	73	18:56	14	21	35	-10	24	4	0	0	164	8.5
22	R	CAL CLUTTERBUCK	74	16:21	15	12	27	-4	103	3	4	2	161	9.3
25	R	NICK JOHNSON*	77	14:26	8	18	26	-6	45	0	0	1	146	5.5
46	D	JARED SPURGEON	70	21:35	3	20	23	-4	6	2	0	1	92	3.3
96	C	PIERRE-MARC BOUCHARD	37	16:19	9	13	22	-1	18	2	0	3	84	10.7
14	C	DARROLL POWE	82	13:59	6	7	13	-20	57	0	0	1	109	5.5
6	D	MARCO SCANDELLA*	63	21:46	3	9	12	-22	19	1	0	1	77	3.9
39	D	NATE PROSSER	51	19:14	1	11	12	-17	57	0	0	0	32	3.1
48	L	GUILLAUME LATENDRESSE	16	15:11	5	4	9	6	20	1	0	1	36	13.9
44	D	JUSTIN FALK	47	19:26	1	8	9	-13	54	1	0	0	46	2.2
26	C	ERIK CHRISTENSEN	29	10:24	6	1	7	-13	6	2	0	1	34	17.6
43	C	WARREN PETERS	58	10:35	1	4	5	-15	54	0	0	0	54	1.9
77	D	TOM GILBERT	20	24:03	0	5	5	-5	8	0	0	0	22	0.0
4	D	CLAYTON STONER	51	17:35	1	4	5	3	62	0	0	0	47	2.1
38	D	STEVEN KAMPER	13	14:56	2	1	3	-7	2	0	0	0	12	16.7
45	R	CARSON MCMILLAN*	11	11:03	1	2	3	1	11	0	0	1	8	12.5
19	R	BRETT BULMER*	9	11:01	0	3	3	1	6	0	0	0	7	0.0
2	D	MIKE LUNDIN	17	20:12	0	2	2	-1	4	0	0	0	9	0.0
23	L	JEFF TAFFE	5	12:54	0	2	2	2	0	0	0	0	7	0.0
36	C	CHAD RAU*	9	10:53	2	0	2	-1	0	0	0	2	7	28.6
34	C	DAVID MCINTYRE*	7	10:54	1	1	2	-1	2	0	0	0	6	16.7
19	L	STEPHANE VEILLEUX	21	9:48	0	2	2	-2	15	0	0	0	16	0.0
41	R	JED ORTMAYER	35	9:43	1	1	2	-8	14	0	0	1	41	2.4
28	L	MATT KASSIAN*	24	5:32	2	0	2	-2	55	0	0	0	13	15.4
16	L	JASON ZUCKER*	6	11:01	0	2	2	-2	2	0	0	0	10	0.0
27	C	CODY ALMOND	10	10:12	1	0	1	-5	15	0	0	0	7	14.3
79	C	JAROD PALMER*	6	13:20	1	0	1	-2	4	0	0	0	14	7.1
47	D	CHAY GENOWAY*	1	18:16	0	1	1	0	0	0	0	0	1	0.0
29	R	JON DISALVATORE	1	14:27	0	0	0	0	2	0	0	0	2	0.0
59	D	KRIS FREDHEIM*	3	11:58	0	0	0	-2	2	0	0	0	0	0.0
17	R	NICK PALMIERI	9	10:35	0	0	0	-3	2	0	0	0	13	0.0
65	D	TYLER CUMA*	1	11:09	0	0	0	0	2	0	0	0	0	0.0
72	L	KRISTOPHER FOUCAULT*	1	8:50	0	0	0	0	0	0	0	0	0	0.0
20	D	KURTIS FOSTER	14	15:53	0	0	0	1	4	0	0	0	15	0.0
16	RW	BRAD STAUBITZ	43	6:30	0	0	0	-7	73	0	0	0	17	0.0

#	GOALTENDER	GP	W	L	OT	SA	GA	GAA	SV	SV%	SO	A	PIM	MIN
32	NIKLAS BACKSTROM	46	19	18	7	1299	105	2.43	1194	.919	4	2	2	2,589
37	JOSH HARDING	34	13	12	4	981	81	2.62	900	.917	2	0	0	1,854
31	MATT HACKETT*	12	3	6	0	282	22	2.37	260	.922	0	0	0	555

* Rookie

GAME	DATE	OPPONENT	RESULT	W	L	OT	RECORD	PTS	DIVISION/ CONF. RANK	WILD GOALS (BY #)	WILD GOALTENDERS	ATT.
1	10/08	CBJ	4-2	W			01-00-00	2	3rd/12th	7,6p,15p,10	Backstrom	*19,040
2	10/10	@ NYI	1-2		L		01-01-00	2	T2nd/75th	7	Backstrom	11,278
3	10/11	@ OTT	3-4		L	SO	01-01-01	3	T1st/5th	21,10p,25	Backstrom	*19,455
4	10/13	EDM	2-1	W	SO		02-01-01	5	2nd/4th	7	Backstrom	15,878
5	10/15	DET	2-3		L	OT	02-01-02	6	2nd/4th	5,22	Harding	17,104
6	10/18	PIT	2-4		L		02-02-02	6	2nd/7th	22s,48	Backstrom	17,297
7	10/20	@ EDM	2-1	W		SO	03-02-02	8	2nd/75th	15	Backstrom	*16,839
8	10/22	@ VAN	2-3		L	OT	03-02-03	9	T2nd/76th	10,21	Backstrom	*18,860
9	10/27	ANA	2-3		L		03-03-03	9	T3rd/10th	46p,7p	Backstrom	15,723
10	10/29	DET	1-0	W			04-03-03	11	T3rd/78th	15	Harding	17,233
11	11/01	@ DET	2-1	W		OT	05-03-03	13	T3rd/6th	9,10p	Harding	*20,066
12	11/03	VAN	5-1	W			06-03-03	15	2nd/4th	48,96,6,7,7	Harding	16,534
13	11/05	STL	2-1	W			07-03-03	17	2nd/4th	15,48	Harding	16,917
14	11/08	@ CGY	3-0	W			08-03-03	19	2nd/T3rd	14,15p,48	Backstrom	*19,289
15	11/10	@ SIS	1-3		L		08-04-03	19	2nd/T4th	21	Backstrom	*17,562
16	11/12	@ LAK	2-5		L		08-05-03	19	2nd/T4th	22p,14	HARDING/Backstrom	*18,118
17	11/13	@ ANA	3-2	W			09-05-03	21	1st/3rd	21,7,46	Backstrom	13,803
18	11/15	@ CBJ	4-2	W			10-05-03	23	1st/2nd	7p,25,22,10	Backstrom	10,833
19	11/17	COL	1-0	W			11-05-03	25	1st/2nd	10	Backstrom	16,779
20	11/19	STL	3-2	W		SO	12-05-03	27	1st/T1st	9s,9p	Harding	17,259
21	11/23	NSH	3-2	W			13-05-03	29	1st/1st	15,21p,22s	Harding	16,981
22	11/25	EDM	2-5		L		13-06-03	29	1st/T1st	10p,96	Harding	*18,092
23	11/27	CGY	2-5		L		13-07-03	29	1st/2nd	22p,25	BACKSTROM/Harding	18,864
24	11/28	TBL	3-1	W			14-07-03	31	1st/T1st	22s,96,9	Backstrom	16,628
25	11/30	@ EDM	3-2	W		SO	15-07-03	33	1st/1st	10,21p	Backstrom	*16,839
26	12/02	NJD	4-2	W			16-07-03	35	1st/1st	15,21,17,21	BACKSTROM/Harding	17,310
27	12/04	@ ANA	5-3	W			17-07-03	37	1st/1st	15p,17,96,25,22s	Harding	14,002
28	12/06	@ SIS	2-1	W			18-07-03	39	1st/1st	9,96p	HARDING/Hackett	*17,562
29	12/08	@ LAK	4-2	W			19-07-03	41	1st/1st	9,14,6,27	Hackett	*18,118
30	12/10	@ ARI	4-1	W			20-07-03	43	1st/1st	21p,9,21p,15p	Backstrom	10,976
31	12/13	@ WPG	1-2		L		20-08-03	43	1st/1st	48p	Backstrom	*15,004
32	12/14	CHI	3-4		L	SO	20-08-04	44	1st/1st	21,7,9	Backstrom	*19,254
33	12/17	NYI	1-2		L	SO	20-08-05	45	1st/1st	22	Backstrom	*18,209
34	12/19	@ VAN	0-4		L		20-09-05	45	1st/2nd		Backstrom	*18,890
35	12/20	@ CGY	1-2		L		20-10-05	45	1st/2nd	96	Harding	*19,289
36	12/22	@ EDM	1-4		L		20-11-05	45	1st/2nd	15	Backstrom	*16,839
37	12/26	COL	2-4		L		20-12-05	45	2nd/75th	96p,22	Backstrom	*19,290
38	12/28	@ NSH	1-2		L	SO	20-12-06	46	2nd/75th	15	Harding	*17,113
39	12/29	EDM	4-3	W			21-12-06	48	2nd/4th	9,79,96,15	Backstrom	*19,194
40	12/31	ARI	2-4		L		21-13-06	48	2nd/5th	96,7	Backstrom	*19,297
41	01/04	@ VAN	0-3		L		21-14-06	48	2nd/6th		Harding	*18,890
42	01/07	@ CGY	1-3		L		21-15-06	48	2nd/6th	15	Backstrom	*19,289
43	01/10	SIS	5-4	W		SO	22-15-06	50	2nd/6th	22,43,25,7	Harding	*18,986
44	01/12	@ CHI	2-5		L		22-16-06	50	2nd/7th	10,21	HARDING/Hackett	*21,490
45	01/14	@ STL	2-3		L	SO	22-16-07	51	2nd/8th	34,46p	Harding	*19,150
46	01/17	@ PHI	1-5		L		22-17-07	51	2nd/8th	14	Harding	*19,787
47	01/19	@ TOR	1-4		L		22-18-07	51	3rd/9th	25	Backstrom	*19,421
48	01/21	DAL	5-2	W			23-18-07	53	3rd/9th	10p,22,36,21,15	Harding	*19,213
49	01/24	@ COL	3-2	W			24-18-07	55	2nd/8th	44p,15,45	Backstrom	16,291
50	01/31	NSH	4-5		L		24-19-07	55	2nd/8th	15,15p,22,21	Harding	17,325
51	02/02	@ COL	1-0	W			25-19-07	57	2nd/8th	5	Backstrom	14,186
52	02/04	@ DAL	1-2		L	SO	25-19-08	58	2nd/8th	21	Backstrom	*18,532
53	02/07	@ CBJ	1-3		L		25-20-08	58	2nd/78th	39	Backstrom	11,237
54	02/09	VAN	2-5		L		25-21-08	58	T2nd/79th	15,10p	Backstrom	17,859
55	02/11	CBJ	1-3		L		25-22-08	58	4th/12th	10	Backstrom	*18,958
56	02/14	ANA	1-2		L		25-23-08	58	4th/12th	15p	Harding	17,552
57	02/16	WPG	3-4		L	SO	25-23-09	59	4th/12th	10,10p,9	Backstrom	*19,060
58	02/18	@ STL	0-4		L		25-24-09	59	4th/12th		Harding	*19,150
59	02/19	BOS	2-0	W			26-24-09	61	4th/12th	36,7p	Backstrom	*19,198
60	02/23	@ FLA	3-2	W		SO	27-24-09	63	4th/12th	21,7p	Backstrom	13,892
61	02/24	@ DAL	1-4		L		27-25-09	63	4th/12th	10p	BACKSTROM/Hackett	13,144
62	02/26	SIS	4-3	W			28-25-09	65	4th/12th	22,55p,7,41	Backstrom	17,401
63	02/28	LAK	0-4		L		28-26-09	65	4th/12th		Backstrom	17,317
64	03/01	@ MTL	4-5		L	SO	28-26-10	66	4th/12th	28,28,15,10	BACKSTROM/Harding	*21,273
65	03/02	@ DET	0-6		L		28-27-10	66	4th/T12th		HARDING/Hackett	*20,066
66	03/04	COL	0-2		L		28-28-10	66	4th/T12th		Hackett	17,354
67	03/06	@ COL	1-7		L		28-29-10	66	4th/13th	10	HACKETT/Harding	13,385
68	03/08	@ ARI	3-2	W		SO	29-29-10	68	4th/13th	21,38	HARDING/Hackett	11,716
69	03/11	CGY	3-4		L		29-30-10	68	4th/T12th	26,26,10	Hackett	17,119
70	03/13	DAL	0-1		L		29-31-10	68	4th/13th		Hackett	17,326
71	03/17	CAR	3-5		L		29-32-10	68	4th/13th	21,25,26p	Hackett	*18,394
72	03/19	VAN	2-0	W			30-32-10	70	4th/13th	26p,21	Harding	17,188
73	03/22	CGY	3-2	W		SO	31-32-10	72	4th/13th	15p,14	Harding	17,002
74	03/24	@ BUF	1-3		L		31-33-10	72	4th/13th	38	Harding	*18,690
75	03/25	@ WSH	0-3		L		31-34-10	72	4th/13th		Hackett	*18,506
76	03/27	NYR	2-3		L		31-35-10	72	4th/13th	21p,9p	Harding	17,880
77	03/29	FLA	3-2	W		OT	32-35-10	74	4th/13th	21,26,9	Backstrom	16,952
78	03/31	LAK	4-3	W			33-35-10	76	4th/13th	14,25,26	Backstrom	*18,209
79	04/01	@ CHI	5-4	W		SO	34-35-10	78	4th/12th	10,15p,4,21	Harding	*21,576
80	04/03	@ NSH	1-2		L	SO	34-35-11	79	4th/12th	15	Backstrom	*17,113
81	04/05	CHI	2-1	W		SO	35-35-11	81	4th/12th	22p	Harding	*18,643
82	04/07	ARI	1-4		L		35-36-11	81	4th/12th	15	Backstrom	*18,864



#	POS	PLAYER	GP	TOI/G	G	A	PTS	+/-	PIM	PP	SH	GW	SOG	SH%
24	RW	MARTIN HAVLAT	78	18:21	22	40	62	-10	52	3	0	4	229	9.6
9	C	MIKKO KOIVU	71	19:29	17	45	62	4	50	7	1	3	191	8.9
15	LW	ANDREW BRUNETTE	82	16:47	18	28	46	-7	16	8	0	3	117	15.4
8	D	BRENT BURNS	80	25:02	17	29	46	-10	98	8	0	3	170	10.0
7	C	MATT CULLEN	78	18:01	12	27	39	-14	34	5	4	2	150	8.0
96	C	PIERRE-MARC BOUCHARD	59	15:42	12	26	38	-3	14	0	0	2	98	12.2
21	C	KYLE BRODZIAK	80	15:46	16	21	37	-4	56	2	1	1	126	12.7
20	RW	ANTTI MIETTINEN	73	17:01	16	19	35	-3	38	8	0	4	168	9.5
22	RW	CAL CLUTTERBUCK	76	15:50	19	15	34	-5	79	4	0	3	191	9.9
11	C	JOHN MADDEN	76	15:20	12	13	25	-9	10	1	1	4	107	11.2
3	D	MAREK ZIDLICKY	46	21:46	7	17	24	-6	30	3	0	0	53	13.2
55	D	NICK SCHULTZ	74	20:13	3	14	17	-4	38	0	0	0	46	6.5
12	RW	CHUCK KOBASEW	63	11:50	9	7	16	-6	19	0	0	1	74	12.2
23	LW	ERIC NYSTROM	82	13:18	4	8	12	-16	30	1	0	0	83	4.8
46	D	JARED SPURGEON*	53	15:04	4	8	12	-1	2	2	0	1	38	10.5
16	RW	BRAD STAUBITZ	71	6:30	4	5	9	-5	173	0	0	1	29	13.8
4	D	CLAYTON STONER*	57	16:51	2	7	9	5	96	0	0	1	40	5.0
19	C	JOHN MADDEN	21	13:46	1	6	7	-1	2	0	0	0	37	2.7
5	D	GREG ZANON	82	21:32	0	7	7	-5	48	0	0	0	55	0
48	LW	GUILLAUME LATENDRESSE	11	12:42	3	3	6	2	8	1	0	1	18	16.7
25	D	CAM BARKER	52	16:24	1	4	5	-10	34	0	0	1	44	2.3
41	D	JUSTIN FALK*	22	14:09	0	3	3	-4	6	0	0	0	7	0
45	RW	CARSON MCMILLAN*	4	9:20	1	1	2	1	0	0	0	0	5	20.0
17	C	CASEY WELLMAN*	15	10:38	1	1	2	-1	4	0	0	1	20	5.0
6	D	MARCO SCANDELLA*	20	14:58	0	2	2	-9	2	0	0	0	13	0
18	LW	COLTON GILLIES	7	10:22	1	0	1	-2	2	0	0	0	3	33.3
43	C	WARREN PETERS	11	8:42	1	0	1	-2	4	0	0	0	11	9.1
34	D	MAXIM NOREAU*	5	14:17	0	0	0	-1	0	0	0	0	8	0
27	C	CODY ALMOND*	8	7:01	0	0	0	0	2	0	0	0	3	0
28	LW	MATT KASSIAN*	4	5:29	0	0	0	-1	12	0	0	0	1	0
38	LW	ROBBIE EARL	6	8:45	0	0	0	-3	0	0	0	0	6	0
42	D	DREW BAGNALL	2	13:00	0	0	0	-2	4	0	0	0	1	0
29	RW	JED ORTMAYER	4	9:23	0	0	0	-1	2	0	0	0	5	0
39	D	NATE PROSSER*	2	14:48	0	0	0	0	0	0	0	0	1	0

#	GOALTENDER	GP	W	L	OT	SA	GA	GAA	SV	SV%	SO	A	PIM	MIN
32	NIKLAS BACKSTROM	51	22	23	5	1566	132	2.66	1434	0.916	3	1	2	2,977
60	JOSE THEODORE	32	15	11	3	963	81	2.71	882	0.916	1	0	2	1,792
35	ANTON KHUDOBIN*	4	2	1	0	86	5	1.59	81	0.942	1	0	0	188

* Rookie

GAME	DATE	OPPONENT	RESULT	W	L	OT	RECORD	PTS	DIVISION/ CONF. RANK	WILD GOALS (BY #)	WILD GOALTENDERS	ATT.
1	10/7	CAROLINA+	3-4		L		0-1-0	0	T3rd/T4th	47,7p,8p	Backstrom	12,355
2	10/8	at Carolina+	1-2			L OT	0-1-1	1	3rd/76th	15p	Backstrom	*13,465
3	10/14	EDMONTON	4-2	W			1-1-1	3	T1st/T8th	20p,9p,9p,7p	Backstrom	*18,449
4	10/16	COLUMBUS	2-3		L		1-2-1	3	T2nd/T11th	8p,22	Backstrom	17,336
5	10/19	VANCOUVER	6-2	W			2-2-1	5	T3rd/T9th	3p,48,22p,11,15,7p	Backstrom	16,806
6	10/21	at Edmonton	4-2	W			3-2-1	7	2nd/T7th	21,21,48p,8	Backstrom	*16,839
7	10/22	at Vancouver	1-5		L		3-3-1	7	4th/T10th	20	Theodore	*18,860
8	10/25	LOS ANGELES	2-3		L	SO	3-3-2	8	T2nd/T9th	11,55	Backstrom	17,094
9	10/28	WASHINGTON	2-1	W			4-3-2	10	T3rd/T9th	12,9p	Backstrom	17,352
10	10/30	CHICAGO	1-3		L		4-4-2	10	T3rd/T11th	3	Backstrom	*18,376
11	11/2	SAN JOSE	1-0	W			5-4-2	12	T3rd/T9th	15p	Backstrom	16,502
12	11/5	CALGARY	2-1	W			6-4-2	14	2nd/8th	22,24	Backstrom	17,124
13	11/6	at Columbus	3-2	W			7-4-2	16	2nd/T6th	8p,8p,22	Theodore	13,457
14	11/11	at Atlanta	1-5		L		7-5-2	16	2nd/T8th	20p	Backstrom	10,055
15	11/12	at Florida	1-2		L		7-6-2	16	3rd/T10th	22p	Theodore	15,043
16	11/14	at Tampa Bay	4-1	W			8-6-2	18	2nd/T8th	22p,11,20p,23	Backstrom	14,868
17	11/17	ANAHEIM	2-1	W		OT	9-6-2	20	3rd/T10th	24,20	Backstrom	16,890
18	11/19	at Detroit	4-3	W		OT	10-6-2	22	3rd/T8th	8,22,9,11	Theodore	*20,066
19	11/20	NY RANGERS	2-5		L		10-7-2	22	3rd/T10th	75,24	Backstrom	*18,695
20	11/24	PHILADELPHIA	1-6		L		10-8-2	22	3rd/T12th	19	Theodore	16,516
21	11/26	NASHVILLE	5-2	W			11-8-2	24	3rd/T10th	3,15,24,55,24	Theodore	17,814
22	11/27	at Colorado	4-7		L		11-9-2	24	3rd/T12th	20,7p,21,21	Backstrom	*18,007
23	11/29	at Calgary	0-3		L		11-10-2	24	3rd/T12th	None	Theodore	*19,289
24	12/1	ARIZONA	2-4		L		11-11-2	24	3rd/T13th	7,9	Theodore	17,101
25	12/3	CALGARY	2-3		L	SO	11-11-3	25	3rd/T13th	96,24	Backstrom	17,130
26	12/4	at Dallas	3-4		L	OT	11-11-4	26	3rd/T13th	20,12,24	Theodore	14,344
27	12/9	at Arizona	3-2	W			12-11-4	28	3rd/T13th	15,8,15p	Backstrom	7,749
28	12/11	at Los Angeles	3-2	W		OT	13-11-4	30	3rd/T13th	9s,22,8p	Theodore	*18,118
29	12/12	at Anaheim	2-6		L		13-12-4	30	3rd/T13th	8,3p	Backstrom	14,338
30	12/16	OTTAWA	1-3		L		13-13-4	30	4th/14th	21	Theodore	17,366
31	12/18	at Calgary	3-1	W			14-13-4	32	3rd/T13th	20p,9,12	Backstrom	*19,289
32	12/20	CALGARY	4-1	W			15-13-4	34	3rd/T13th	21,24p,11p,22	Backstrom	*18,315
33	12/23	at Colorado	3-1	W			16-13-4	36	3rd/T13th	7s,7,15p	Theodore	16,323
34	12/26	DETROIT	1-4		L		16-14-4	36	3rd/T13th	8p	Backstrom	*19,227
35	12/27	at Columbus	3-4		L	SO	16-14-5	37	3rd/T13th	12,9,22	Theodore	14,454
36	12/29	SAN JOSE	5-3	W			17-14-5	39	3rd/T12th	21p,9,12,8,21	Backstrom	*19,131
37	12/31	NASHVILLE	1-4		L		17-15-5	39	3rd/T13th	12	Backstrom	*18,285
38	1/2	ARIZONA	6-5	W		OT	18-15-5	41	3rd/T13th	15,15p,55,8,96,25	Theodore	17,240
39	1/4	at New Jersey	2-1	W			19-15-5	43	3rd/T12th	22,4	Theodore	13,257
40	1/6	at Boston	3-1	W			20-15-5	45	3rd/T10th	24p,22,9	Theodore	*17,565
41	1/8	at Pittsburgh	4-0	W			21-15-5	47	3rd/T7th	12,24,22,21	Theodore	*18,263
42	1/9	DALLAS	0-4		L		21-16-5	47	3rd/T8th	None	Theodore	*18,082
43	1/11	at Nashville	1-5		L		21-17-5	47	3rd/T10th	9	THEODORE/Khudobin	15,319
44	1/14	COLORADO	1-4		L		21-18-5	47	3rd/T10th	15	Khudobin	*18,218
45	1/16	VANCOUVER	4-0	W			22-18-5	49	3rd/T9th	15p,24,7s,11	Khudobin	*18,458
46	1/18	at Edmonton	4-1	W			23-18-5	51	3rd/T9th	7,8,96,15p	Khudobin	*16,839
47	1/19	at Calgary	6-0	W			24-18-5	53	3rd/9th	24,9p,11,22,12,24	Backstrom	*19,289
48	1/22	at San Jose	3-4		L		24-19-5	53	3rd/T10th	9p,9p,8	Backstrom	*17,562
49	1/25	at Chicago	4-2	W			25-19-5	55	3rd/T9th	24,12,20,96	Backstrom	*21,247
50	2/1	LOS ANGELES	1-0	W		SO	26-19-5	57	2nd/9th	None	Backstrom	17,504
51	2/3	at Colorado	4-3	W			27-19-5	59	2nd/T7th	21,15,15,96	Theodore	13,818
52	2/5	at Arizona	0-1		L		27-20-5	59	T2nd/T9th	None	Backstrom	14,587
53	2/9	COLORADO	3-2	W			28-20-5	61	3rd/9th	20p,24,11	Backstrom	*18,194
54	2/11	at St. Louis	5-4	W		SO	29-20-5	63	3rd/9th	15,22,22,24	Theodore	*19,150
55	2/12	ST. LOUIS	3-1	W			30-20-5	65	2nd/8th	22,20p,21	Backstrom	*19,322
56	2/15	VANCOUVER	1-4		L		30-21-5	65	3rd/9th	22p	Backstrom	*18,106
57	2/16	at Chicago	1-3		L		30-22-5	65	3rd/T10th	7p	Theodore	*21,535
58	2/18	ANAHEIM	5-1	W			31-22-5	67	3rd/T10th	9,7s,23p,21,24p	Backstrom	*18,967
59	2/20	DETROIT	1-2		L	SO	31-22-6	68	3rd/T7th	24	Backstrom	*18,912
60	2/22	EDMONTON	4-1	W			32-22-6	70	T2nd/T5th	24,21,46p,96	Backstrom	17,321
61	2/24	at Los Angeles	2-4		L		32-23-6	70	T2nd/T6th	23,8p	Backstrom	*18,118
62	2/25	at Anaheim	3-2	W		OT	33-23-6	72	2nd/T5th	11,4,96	Theodore	13,617
63	2/28	CHICAGO	2-4		L		33-24-6	72	3rd/T8th	24,8	Backstrom	*19,155
64	3/2	at NY Islanders	1-4		L		33-25-6	72	3rd/T11th	11	Backstrom	7,098
65	3/3	at NY Rangers	3-1	W			34-25-6	74	3rd/T9th	21p,17,96	Theodore	*18,200
66	3/6	BUFFALO	2-3		L	OT	34-25-7	75	3rd/9th	43,3p	Theodore	*18,091
67	3/8	COLORADO	5-2	W			35-25-7	77	3rd/T8th	24,15p,11,46,21s	Backstrom	*18,441
68	3/10	at Nashville	0-4		L		35-26-7	77	3rd/T10th	None	Backstrom	15,343
69	3/11	at Dallas	0-4		L		35-27-7	77	3rd/T11th	None	Theodore	14,545
70	3/14	at Vancouver	2-4		L		35-28-7	77	3rd/T11th	15,9	Backstrom	*18,860
71	3/17	at San Jose	2-3		L		35-29-7	77	3rd/T11th	11s,21	Backstrom	*17,562
72	3/19	COLUMBUS	4-5		L	OT	35-29-8	78	3rd/T11th	16,22,20,96	Backstrom	*18,305
73	3/20	MONTREAL	1-8		L		35-30-8	78	3rd/T11th	9ps	THEODORE/Backstrom	*18,595
74	3/22	TORONTO	0-3		L		35-31-8	78	3rd/T11th	None	Backstrom	*18,761
75	3/26	ST. LOUIS	3-6		L		35-32-8	78	3rd/T11th	3,20p,20	Backstrom	*18,112
76	3/29	at St. Louis	3-2	W		SO	36-32-8	80	3rd/T11th	23,96	Theodore	*19,150
77	3/31	EDMONTON	4-2	W			37-32-8	82	3rd/T11th	20p,3,16,24	Backstrom	*18,120
78	4/2	TAMPA BAY	1-3		L		37-33-8	82	3rd/T11th	96	Backstrom	*18,591
79	4/3	at Detroit	2-4		L		37-34-8	82	3rd/T11th	16,45	Theodore	*20,066
80	4/7	at Vancouver	0-5		L		37-35-8	82	3rd/T12th	None	BACKSTROM/Theodore	*18,860
81	4/8	at Edmonton	3-1	W			38-35-8	84	3rd/T12th	8p,46,15	Theodore	*16,839
82	4/10	DALLAS	5-3	W			39-35-8	86	3rd/T12th	16,46,18,20,96	Backstrom	*18,504



#	POS	PLAYER	GP	TOI/G	G	A	PTS	+/	PIM	PP	SH	GW	SOG	SH%
9	C	MIKKO KOIVU	80	20:44	22	49	71	-2	50	8	1	2	246	8.9
15	L	ANDREW BRUNETTE	82	17:01	25	36	61	-5	12	12	0	3	129	19.4
14	R	MARTIN HAVLAT	73	17:55	18	36	54	-19	34	4	0	3	169	10.7
3	D	MAREK ZIDLICKY	78	24:10	6	37	43	-16	67	4	0	3	116	5.2
20	R	ANTTI MIETTINEN	79	18:02	20	22	42	-2	44	5	0	4	175	11.4
48	L	GUILLAUME LATENDRESSE	55	16:27	25	12	37	1	12	7	0	4	133	18.8
25	C	ERIC BELANGER	60	15:45	13	22	35	-1	28	3	0	3	120	10.8
11	R	OWEN NOLAN	73	16:35	16	17	33	-12	40	4	1	3	151	10.6
21	C	KYLE BRODZIAK	82	15:19	9	23	32	-3	22	0	0	3	140	6.4
22	R	CAL CLUTTERBUCK	74	14:16	13	8	21	-8	52	1	2	1	136	9.6
8	D	BRENT BURNS	47	22:22	3	17	20	-15	32	2	0	0	104	2.9
55	D	NICK SCHULTZ	80	20:58	1	19	20	-8	43	1	0	0	83	1.2
6	D	GREG ZANON	81	22:22	2	13	15	-10	36	0	0	0	59	3.4
12	R	CHUCK KOBASEW	42	13:50	9	5	14	-9	16	2	0	2	58	15.5
16	C	ANDREW EBBETT	49	13:05	8	6	14	-8	6	2	0	2	57	14
5	D	KIM JOHNSON	52	23:46	6	8	14	3	26	3	0	0	84	7.1
34	D	SHANE HNDY	70	13:32	2	12	14	-6	66	0	0	0	49	4.1
45	D	CAM BARKER	19	22:01	1	6	7	-2	10	1	0	0	31	3.2
38	L	ROBBIE EARL*	32	8:56	6	0	6	1	6	0	0	0	29	20.7
51	C	JAMES SHEPPARD	64	11:59	2	4	6	-14	38	0	0	0	64	3.1
67	L	BENOIT POULIOT	14	11:56	2	2	4	0	12	0	0	0	19	10.5
17	C	CASEY WELLMAN*	12	12:03	1	3	4	-2	0	0	0	0	18	5.6
24	L	DEREK BOOGAARD	57	6:09	0	4	4	-12	105	0	0	0	26	0
17	R	PETR SYKORA	14	11:59	2	1	3	-7	8	0	0	0	13	15.4
36	D	JOHN SCOTT	51	8:36	1	1	2	-3	90	0	0	0	22	4.5
7	D	CLAYTON STONER*	8	13:18	0	2	2	1	12	0	0	0	5	0
23	C	CODY ALMOND*	7	7:45	1	0	1	-3	9	0	0	0	6	16.7
39	D	NATE PROSSER*	3	19:36	0	1	1	2	8	0	0	0	4	0
26	D	JAIME SIFERS	14	12:59	0	0	0	1	6	0	0	0	9	0
29	R	PETR KALUS*	2	7:44	0	0	0	0	0	0	0	0	0	0
44	D	JUSTIN FALK*	3	7:32	0	0	0	-2	0	0	0	0	0	0
40	R	DANNY IRMAN*	2	4:38	0	0	0	-1	0	0	0	0	0	0
34	D	MAXIM NOREAU*	1	7:01	0	0	0	0	0	0	0	0	0	0

#	GOALTENDER	GP	W	L	OT	SA	GA	GAA	SV	SV%	SO	A	PIM	MIN
32	NIKLAS BACKSTROM	60	26	23	8	1,632	158	2.72	1,474	.903	2	1	4	3,489
37	JOSH HARDING	25	9	12	0	692	66	3.05	626	.905	1	1	4	1,300
31	WADE DUBIELEWICZ	3	1	1	0	34	5	2.97	29	.853	0	0	0	101
35	ANTON KHUDOBIN*	2	2	0	0	48	1	0.87	47	.979	0	0	0	69

* Rookie

GAME	DATE	OPPONENT	RESULT	W	L	OT	RECORD	PTS	DIVISION/ CONF. RANK	WILD GOALS (BY #)	WILD GOALTENDERS	ATT.
1	10/3	@Columbus	1-2		L		0-1-0	0	t-3rd/t-11	15p	Backstrom	18,159
2	10/6	ANAHEIM	4-3	W		OT	1-1-0	2	t-3rd/t-7th	9p, 17, 25p, 15p	Backstrom	*18,256
3	10/8	@Los Angeles	3-6	L			1-2-0	2	4th/t-13th	14p, 55p, 5	Harding	14,995
4	10/10	@San Jose	2-4	L			1-3-0	2	t-4th/t-14th	15, 11p	Backstrom	17,562
5	10/14	@Anaheim	2-3	L			1-4-0	2	5th/15th	25, 15	Backstrom	15,111
6	10/16	@Edmonton	2-5	L			1-5-0	2	5th/15th	67, 15p	Harding	16,839
7	10/17	@Vancouver	1-2	L			1-6-0	2	5th/15th	9	Backstrom	18,810
8	10/21	COLORADO	3-2	W		SO	2-6-0	4	5th/15th	8p, 9p	Backstrom	*18,175
9	10/23	@St. Louis	1-3	L			2-7-0	4	5th/15th	12	Backstrom	19,150
10	10/24	CAROLINA	3-2	W		OT	3-7-0	6	5th/15th	15p, 21, 22	Backstrom	*18,145
11	10/26	@Chicago	1-3	L			3-8-0	6	5th/15th	15p	Backstrom	20,046
12	10/28	NASHVILLE	3-4	L			3-9-0	6	5th/15th	8p, 22, 11	Backstrom	*18,199
13	10/30	N.Y. RANGERS	3-2	W			4-9-0	8	5th/15th	17, 25, 20	Backstrom	*18,106
14	10/31	@Pittsburgh	2-1	W			5-9-0	10	5th/15th	21, 25	Backstrom	16,960
15	11/5	VANCOUVER	2-5	L			5-10-0	10	5th/15th	21, 21	BACKSTROM/HARDING	*18,105
16	11/7	DALLAS	3-2	W			6-10-0	12	5th/15th	22s, 9, 3	Backstrom	*18,555
17	11/10	@Toronto	5-2	W			7-10-0	14	5th/15th	14p, 3p, 9, 6, 11s	Backstrom	19,063
18	11/12	@Tampa Bay	3-4	L		OT	7-10-1	15	5th/14th	67, 5p, 11	Backstrom	14,530
19	11/13	@Washington	1-3	L			7-11-1	15	5th/14th	22	Harding	18,277
20	11/15	@Carolina	4-5	L		OT	7-11-2	16	5th/14th	20, 38, 36, 38	Backstrom	12,194
21	11/18	ARIZONA	2-3	L			7-12-2	16	5th/14th	15, 20	Backstrom	*18,110
22	11/20	N.Y. ISLANDERS	3-2	W			8-12-2	18	5th/14th	11, 9p, 11	Backstrom	*18,114
23	11/25	BOSTON	2-3	L			8-12-3	19	5th/15th	16p	Backstrom	*18,208
24	11/27	COLORADO	5-3	W		SO	9-12-3	21	5th/15th	11, 12, 12p, 15p, 12	Backstrom	*18,365
25	11/28	@Colorado	3-2	W		SO	10-12-3	23	5th/15th	25, 48	Harding	15,303
26	12/2	NASHVILLE	5-4	W		OT	11-12-3	25	4th/t-12th	20, 22, 48, 9p, 16	Backstrom	*18,071
27	12/4	ANAHEIM	5-4	W		SO	12-12-3	27	4th/t-12th	9, 20, 9, 20p	Backstrom	*18,265
28	12/5	@Nashville	5-3	W			13-12-3	29	4th/t-12th	16, 51, 15p, 20, 25p	Harding	13,145
29	12/7	@Arizona	0-2	L			13-13-3	29	5th/t-13th		Backstrom	8,981
30	12/9	@Colorado	1-0	W			14-13-3	31	5th/t-13th	20	Backstrom	11,435
31	12/11	@Calgary	2-1	W			15-13-3	33	5th/13th	51, 14	Backstrom	19,289
32	12/12	@Vancouver	3-4	L			15-14-3	33	5th/13th	34, 6, 14	Harding	18,810
33	12/15	COLUMBUS	2-1	W			16-14-3	35	T-4th/t-12th	48, 3	Backstrom	*18,086
34	12/17	@Montreal	3-1	W			17-14-3	37	4th/11th	38, 9p, 22	Backstrom	21,273
35	12/19	@Ottawa	1-4	L			17-15-3	37	4th/11th	14	Backstrom	16,259
36	12/21	COLORADO	3-4	L			17-16-3	37	4th/t-11th	22s, 11, 14	Backstrom	*18,244
37	12/23	EDMONTON	3-1	W			18-16-3	39	4th/t-11th	15p, 11, 48	Backstrom	*18,250
38	12/26	ST. LOUIS	4-3	W			19-16-3	41	4th/11th	48, 34, 5, 48	Backstrom	*18,554
39	12/28	@Los Angeles	4-3	W			20-16-3	43	4th/t-10th	14, 5p, 25, 25	Backstrom	18,118
40	12/29	@Anaheim	2-4	L			20-17-3	43	4th/11th	20, 5p	Harding	16,960
41	12/31	LOS ANGELES	2-5	L			20-18-3	43	4th/11th	15, 11	Backstrom	*18,504
42	1/2	NEW JERSEY	3-5	L			20-19-3	43	4th/11th	25, 9s, 15	Backstrom	*19,155
43	1/5	@Chicago	1-4	L			21-20-3	43	4th/11th	48	Harding	21,381
44	1/6	CALGARY	4-1	W			21-20-3	45	4th/11th	25p, 21, 25, 22	Backstrom	*18,137
45	1/9	CHICAGO	6-5	W			22-20-3	47	4th/11th	48, 5, 9, 3p, 48	Backstrom/HARDING	*18,310
46	1/11	PITTSBURGH	4-3	W			23-20-3	49	4th/t-10th	25, 14, 22, 48	Backstrom	*19,044
47	1/13	VANCOUVER	5-2	W			24-20-3	51	4th/10th	21, 9, 20p, 11, 20	Backstrom	*18,356
48	1/14	@St. Louis	0-1	L			24-21-3	51	4th/10th		Harding	19,150
49	1/16	@Arizona	4-6	L			24-22-3	51	4th/t-10th	48, 48p, 11p, 48	Backstrom	12,631
50	1/18	@Dallas	3-4	L			24-23-3	51	4th/12th	20p, 20, 9	BACKSTROM/HARDING	16,302
51	1/21	DETROIT	3-4	L		SO	24-23-4	52	4th/12th	38, 14, 15	Harding/BACKSTROM	18,330
52	1/23	COLUMBUS	4-2	W			25-23-4	54	4th/12th	9, 9, 25, 38	Backstrom	*18,173
53	1/27	DETROIT	5-2	W			26-23-4	56	4th/11th	20p, 20, 16, 48, 14p	Harding	*18,316
54	1/28	@Colorado	1-0	W			27-23-4	58	4th/10th	14	Harding	11,597
55	1/30	@San Jose	2-5	L			27-24-4	58	4th/12th	11, 22p	Harding	17,652
56	2/2	@Dallas	2-4	L			27-25-4	58	4th/12th	48p, 15	Dubielewicz	16,729
57	2/4	EDMONTON	4-2	W			28-25-4	60	4th/12th	14, 20, 48, 14	Harding/KHUDOBIN	*18,168
58	2/6	PHILADELPHIA	2-1	W			29-25-4	62	4th/11th	22, 11	Khudobin	*18,640
59	2/10	ARIZONA	2-3	L			29-26-4	62	4th/12th	48p, 14	Backstrom	*18,178
60	2/12	ATLANTA	2-3	L			29-27-4	62	4th/13th	15p, 16	Backstrom	*18,257
61	2/14	VANCOUVER	6-2	W			30-27-4	64	4th/13th	48p, 21, 3p, 15p, 22, 45p	Backstrom	*19,342
62	3/3	@Calgary	4-0	W			31-27-4	66	4th/13th	21, 15, 9, 14	Backstrom	19,289
63	3/5	@Edmonton	1-2	L		SO	31-27-5	67	4th/13th	48	Backstrom	16,839
64	3/7	CALGARY	2-5	L			31-28-5	67	4th/13th	48, 48p	Backstrom	*18,217
65	3/9	FLORIDA	2-3	L		SO	31-28-6	68	4th/13th	9p, 38	Backstrom	*18,191
66	3/11	@Detroit	1-5	L			31-29-6	68	4th/13th	16	Harding	19,327
67	3/12	@Buffalo	3-2	W			32-29-6	70	4th/12th	16p, 48, 15	Harding	18,690
68	3/14	ST. LOUIS	4-2	W			33-29-6	72	4th/11th	15, 9p, 48, 20	Harding	*18,580
69	3/16	EDMONTON	4-2	W			34-29-6	74	4th/10th	16, 20, 12, 14	Harding	*18,474
70	3/18	@Nashville	0-5	L			34-30-6	74	4th/11th		HARDING/DUBIELEWICZ	16,615
71	3/19	@Columbus	2-4	L			34-31-6	74	4th/12th	9, 12	Harding	16,419
72	3/21	CALGARY	4-3	W			35-31-6	76	4th/12th	15, 48p, 12, 12	Harding	*18,411
73	3/23	SAN JOSE	1-4	L			35-32-6	76	4th/13th	48p	Backstrom	*18,551
74	3/25	@Philadelphia	4-3	W		OT	36-32-6	78	4th/13th	3p, 14, 15, 21	Backstrom	19,716
75	3/26	@Detroit	2-6	L			36-33-6	78	4th/13th	15p, 11	HARDING/Backstrom	20,066
76	3/29	LOS ANGELES	3-2	W			37-33-6	80	4th/13th	11p, 8, 14p	Backstrom	*18,284
77	3/31	CHICAGO	0-4	L			37-34-6	80	4th/13th		Backstrom	*18,933
78	4/2	SAN JOSE	2-3	L			37-35-6	80	4th/13th	22, 20p	Backstrom	*18,584
79	4/4	@Vancouver	3-4	L		OT	37-35-7	81	4th/13th	15p, 23, 20	Backstrom	18,810
80	4/5	@Edmonton	1-4	L			37-36-7	81	4th/13th	15	Backstrom	16,839
81	4/8	@Calgary	2-1	W		SO	38-36-7	83	4th/13th	12p	Backstrom/DUBIELEWICZ	19,289
82	4/10	DALLAS	3-4	L		SO	38-36-8	84	4th/13th	9p, 9, 17	Backstrom	*19,109



#	POS	PLAYER	GP	TOI/G	G	A	PTS	+/-	PIM	PP	SH	GW	SOG	SH%
9	C	MIKKO KOIVU	79	21:29	20	47	67	2	66	5	4	3	236	8.5
15	L	ANDREW BRUNETTE	80	16:56	22	28	50	-5	18	9	0	3	118	18.6
96	C	PIERRE-MARC BOUCHARD	71	16:58	16	30	46	-5	20	2	0	1	142	11.3
11	R	OWEN NOLAN	59	16:23	25	20	45	5	26	12	0	5	148	16.9
20	R	ANTTI MIETTINEN	82	18:16	15	29	44	-1	32	4	2	3	186	8.1
3	D	MAREK ZIDLICKY	76	22:06	12	30	42	-12	76	10	0	3	147	8.2
25	C	ERIC BELANGER	79	17:50	13	23	36	-5	26	4	0	4	147	8.8
47	D	MARC-ANDRE BERGERON	72	16:54	14	18	32	5	30	7	0	3	140	10
8	D	BRENT BURNS	59	22:25	8	19	27	-7	45	4	0	2	147	5.4
51	C	JAMES SHEPPARD	82	15:10	5	19	24	-14	41	0	0	1	88	5.7
5	D	KIM JOHNSON	81	24:31	2	22	24	-3	44	1	0	0	93	2.2
19	L	STEPHANE VEILLEUX	81	15:47	13	10	23	-17	40	0	1	1	146	8.9
10	R	MARIAN GABORIK	17	19:59	13	10	23	3	2	2	1	2	68	19.1
22	R	CAL CLUTTERBUCK*	78	13:00	11	7	18	-5	76	1	0	1	136	8.1
41	D	MARTIN SKOULA	81	19:57	4	12	16	-12	10	0	0	0	55	7.3
49	C	DAN FRITSCHKE	50	10:38	5	8	13	-5	12	1	1	0	54	9.3
67	L	BENOIT POULIOT*	37	11:50	5	6	11	1	18	2	0	1	34	14.7
55	D	NICK SCHULTZ	79	20:33	2	9	11	-4	31	0	0	0	48	4.2
28	L	PETER OLVECKY*	31	8:55	2	5	7	1	12	0	0	1	19	10.5
18	C	COLTON GILLIES*	45	8:13	2	5	7	-2	18	0	0	1	22	9.1
39	C	KRYSTOFER KOLANOS	21	10:36	3	3	6	3	16	1	0	0	30	10
26	D	KURTIS FOSTER	10	13:35	1	5	6	7	6	0	0	0	10	10
12	R	CRAIG WELLER	36	6:57	1	2	3	-3	47	1	0	0	27	3.7
24	L	DEREK BOOGAARD	51	4:59	0	3	3	3	87	0	0	0	13	0
6	D	TOMAS MOJZIS	4	7:14	0	1	1	-1	2	0	0	0	2	0
36	D	JOHN SCOTT*	20	9:14	0	1	1	-1	21	0	0	0	6	0

#	GOALTENDER	GP	W	L	OT	SA	GA	GAA	SV	SV%	SO	A	PIM	MIN
32	NIKLAS BACKSTROM	71	37	24	8	2,059	159	2.33	1,900	.923	8	0	6	4,088
29	JOSH HARDING	19	3	9	1	453	32	2.21	421	.929	0	0	2	870

* Rookie

GAME	DATE	OPPONENT	RESULT	W	L	OT	RECORD	PTS	DIVISION/ CONF. RANK	WILD GOALS (BY #)	WILD GOALTENDERS	ATT.
1	10/11	BOSTON	4-3	W			1-0-0	2	2nd/5th	25p, 47p, 20, 25	Backstrom	*18,568
2	10/14	@Atlanta	4-2	W			2-0-0	4	1st/2nd	15p, 10, 20, 20	Backstrom	11,843
3	10/16	@Florida	6-2	W			3-0-0	6	1st/2nd	15, 5, 20p, 67, 20p, 9p	Backstrom	12,106
4	10/18	@Tampa Bay	1-0	W			4-0-0	8	t-1st/t-3rd	-	Backstrom	15,191
5	10/23	BUFFALO	3-4		L	OT	4-0-1	9	1st/3rd	67, 19, 8p	Backstrom	*18,568
6	10/25	COLUMBUS	2-1	W			5-0-1	11	1st/3rd	96, 11	Backstrom	*18,568
7	10/27	CHICAGO	3-2	W			6-0-1	13	1st/3rd	15, 20, 8p	Backstrom	*18,568
8	10/29	@Dallas	2-4		L		6-1-1	13	1st/3rd	47p, 15p	BACKSTROM/Harding	18,431
9	10/30	MONTREAL	1-2	L			6-2-1	13	t-1st/t-3rd	8	Harding	*18,568
10	11/1	@Arizona	3-2	W			7-2-1	15	1st/3rd	67, 9, 25	Backstrom	14,817
11	11/4	@San Jose	1-3	L			7-3-1	15	1st/3rd	39	Backstrom	17,183
12	11/6	@Colorado	3-1	W			8-3-1	17	1st/3rd	96, 67p, 15	Backstrom	14,562
13	11/8	@Vancouver	0-2	L			8-4-1	17	t-1st/t-3rd	-	Backstrom	18,630
14	11/13	ARIZONA	4-0	W			9-4-1	19	1st/3rd	3p, 15p, 25p, 3p	Backstrom	*18,568
15	11/15	COLUMBUS	3-2	W		SO	10-4-1	21	1st/3rd	67p, 2	Backstrom	*18,568
16	11/18	@Pittsburgh	2-1	W		SO	11-4-1	23	t-1st/t-3rd	9	Backstrom	16,971
17	11/20	VANCOUVER	2-3	L			11-5-1	23	2nd/4th	9, 9	Backstrom	*18,568
18	11/22	ST. LOUIS	1-2	L			11-6-1	23	t-2nd/t-4th	19	Backstrom	*18,568
19	11/24	WASHINGTON	4-3	W			12-6-1	25	2nd/4th	22, 22p, 3p, 51	Backstrom	*18,568
20	11/26	DALLAS	3-4	L			12-7-1	25	3rd/7th	25, 11p, 15	Backstrom	*18,568
21	11/28	TAMPA BAY	4-2	W			13-7-1	27	2nd/5th	11, 51, 9, 25	Backstrom	*18,568
22	11/29	@Nashville	6-2	W			14-7-1	29	2nd/5th	96p, 15p, 11p, 9, 9p, 12p	Harding	13,990
23	12/1	COLORADO	5-6	L			14-8-1	29	2nd/5th	96, 9p, 96p, 11p, 8	BACKSTROM/Harding	*18,568
24	12/3	ST. LOUIS	4-0	W			15-8-1	31	1st/3rd	25, 15p, 3p, 20	Backstrom	*18,568
25	12/5	VANCOUVER	1-2	L			15-9-1	31	2nd/4th	9	Backstrom	*18,568
26	12/6	@Nashville	0-1	L			15-10-1	31	t-2nd/t-4th	-	Harding	- 14,408
27	12/11	@Arizona	1-3	L			15-11-1	31	3rd/7th	20	Backstrom	13,296
28	12/13	@Los Angeles	1-3	L			15-12-1	31	3rd/7th	8p	Backstrom	14,857
29	12/14	@Anaheim	2-4	L			15-13-1	31	3rd/7th	47p, 25	Harding	16,577
30	12/17	CALGARY	2-3	L		OT	15-13-2	32	3rd/8th	15, 10	Backstrom	*18,568
31	12/19	N.Y. ISLANDERS	4-1	W			16-13-2	34	3rd/8th	19, 18, 9, 96	Backstrom	*18,568
32	12/20	@St. Louis	2-4	L			16-14-2	34	3rd/9th	55, 96	Backstrom	19,150
33	12/23	CAROLINA	3-2	W			17-14-2	36	3rd/8th	22, 10p, 19s	Backstrom	*18,568
34	12/28	CHICAGO	1-4	L			17-15-2	36	4th/9th	22	Backstrom	*18,568
35	12/29	@Calgary	1-2	L			17-16-2	36	5th/11th	19	Harding	19,289
36	12/31	SAN JOSE	3-2	W		OT	18-16-2	38	3rd/8th	11p, 39p, 8	Backstrom	*18,568
37	1/3	DETROIT	2-3	L		SO	18-16-3	39	3rd/8th	11p, 20	Harding	*18,568
38	1/4	@Colorado	2-0	W			19-16-3	41	3rd/8th	11p, 11	Backstrom	14,125
39	1/6	@Boston	1-0	W			20-16-3	43	3rd/7th	3p	Backstrom	16,272
40	1/8	@Philadelphia	1-3	L			20-17-3	43	3rd/9th	19	Backstrom	15,596
41	1/10	@Columbus	2-4	L			20-18-3	43	5th/11th	20, 3p	Harding	16,605
42	1/13	ARIZONA	6-3	W			21-18-3	45	3rd/9th	47, 11, 15, 9, 22, 51	Backstrom	*18,568
43	1/15	EDMONTON	5-1	W			22-18-3	47	3rd/8th	39, 22, 96, 8, 25p	Backstrom	*18,568
44	1/17	ANAHEIM	0-3	L			22-19-3	47	3rd/9th	-	Backstrom	*18,568
45	1/19	@Chicago	4-1	W			23-19-3	49	3rd/8th	9, 3p, 3p, 22	Backstrom	21,320
46	1/20	LOS ANGELES	2-5	L			23-20-3	49	4th/9th	11p, 3p	BACKSTROM/Harding	*18,568
47	1/27	TORONTO	6-1	W			24-20-3	51	t-2nd/t-8th	22, 47, 96, 15, 96, 11	Backstrom	*18,568
48	1/30	@Edmonton	1-3	L			24-21-3	51	t-2nd/t-6th	15	Backstrom	16,839
49	1/31	@Vancouver	4-3	W		OT	25-21-3	53	t-2nd/t-6th	9p, 47, 25, 47p	Backstrom	18,630
50	2/4	ANAHEIM	3-0	W			26-21-3	55	t-2nd/t-6th	15p, 9, 96	Backstrom	*18,568
51	2/6	NASHVILLE	0-2	L			26-22-3	55	t-3rd/t-8th	-	Backstrom	*18,568
52	2/8	EDMONTON	3-2	W		SO	27-22-3	57	2nd/7th	25, 20s	Backstrom	*18,568
53	2/11	COLORADO	3-2	W			28-22-3	59	2nd/t-6th	96, 11, 20	Backstrom	*18,568
54	2/12	@Detroit	2-4	L			28-23-3	59	3rd/t-7th	8p, 9s	Harding	20,066
55	2/14	OTTAWA	3-5	L			28-24-3	59	4th/10th	96, 11p, 11	Backstrom/HARDING	*18,568
56	2/19	CALGARY	2-3	L		OT	28-24-4	60	4th/t-9th	49s, 18	Backstrom	*18,568
57	2/21	DETROIT	5-2	W			29-24-4	62	4th/9th	11, 11p, 96, 41, 19	Backstrom	*18,568
58	2/22	@Chicago	2-1	W			30-24-4	64	3rd/8th	49p, 28	Harding	22,443
59	2/24	LOS ANGELES	1-2	L		SO	30-24-5	65	t-3rd/t-7th	20s	Backstrom	*18,568
60	2/27	@Calgary	1-4	L			30-25-5	65	t-3rd/t-7th	47	Backstrom	19,289
61	2/28	@Edmonton	2-3	L			30-26-5	65	4th/t-10th	15p, 20p	Harding	16,839
62	3/3	@Vancouver	2-4	L			30-27-5	65	4th/11th	49, 3p	Backstrom	18,630
63	3/5	@San Jose	4-3	W		OT	31-27-5	67	4th/11th	47, 96, 3, 9	Backstrom	17,496
64	3/7	@Los Angeles	3-4	L			31-28-5	67	4th/11th	11, 19, 25	Backstrom/HARDING	18,118
65	3/8	@Anaheim	3-2	W			32-28-5	69	4th/10th	19, 19, 15	Backstrom	17,300
66	3/10	SAN JOSE	4-5	L		OT	32-28-6	70	4th/t-9th	28, 96, 11, 11	Backstrom	*18,568
67	3/12	@Colorado	1-2	L		SO	32-28-7	71	4th/t-9th	47p	Backstrom	14,213
68	3/14	@Dallas	2-3	L		OT	32-28-8	72	4th/10th	9p, 15	Backstrom	18,584
69	3/15	@St. Louis	3-5	L			32-29-8	72	4th/10th	15, 19, 47	BACKSTROM/Harding	19,150
70	3/17	COLORADO	3-2	W		SO	33-29-8	74	4th/t-9th	19, 55	Backstrom	*18,568
71	3/20	@New Jersey	0-4	L			33-30-8	74	4th/t-11th	-	Backstrom	17,625
72	3/22	EDMONTON	3-0	W			34-30-8	76	4th/t-9th	11p, 11, 19	Backstrom	*18,568
73	3/24	@N.Y. Rangers	1-2	L			34-31-8	76	4th/11th	10	Backstrom	18,200
74	3/25	@N.Y. Islanders	6-2	W			35-31-8	78	4th/t-9th	10, 20p, 11p, 41, 15, 10p	Backstrom	13,332
75	3/28	@Calgary	2-3	L			35-32-8	78	4th/11th	15, 51	Backstrom	19,289
76	3/29	@Edmonton	3-2	W			36-32-8	80	4th/11th	15, 41, 10	Backstrom	16,839
77	3/31	VANCOUVER	1-2	L		OT	36-32-9	81	t-3rd/t-10th	10	Backstrom	*18,568
78	4/3	CALGARY	4-0	W			37-32-9	83	3rd/10th	15p, 22, 11, 10	Backstrom	*18,568
79	4/5	@Detroit	2-3	L			37-33-9	83	t-3rd/t-10th	22, 10	Backstrom	20,066
80	4/7	DALLAS	3-1	W			38-33-9	85	3rd/10th	10, 25p, 11p	Backstrom	*18,568
81	4/10	NASHVILLE	8-4	W			39-33-9	87	3rd/10th	49, 15p, 47, 5p, 47p, 9s, 22, 3	Backstrom	*18,568
82	4/11	@Columbus	6-3	W			40-33-9	89	3rd/9th	26, 10s, 41, 10, 47, 9s	Harding	*18,568

ALL CAPS indicates decision; * indicates sell out, p - power-play goal, s-short-handed goal



#	POS	PLAYER	GP	TOI/G	G	A	PTS	+/-	PIM	PPG	SHG	GWG	SOG	SH%
10	RW	MARIAN GABORIK	77	19:35	42	41	83	17	63	11	1	8	278	15.1
96	RW	PIERRE-MARC BOUCHARD	81	16:50	13	50	63	11	32	6	0	4	129	10.1
12	RW	BRIAN ROLSTON	81	20:04	31	28	59	-1	53	11	1	8	289	10.7
38	C	PAVOL DEMITRA	68	19:42	15	39	54	9	24	2	0	1	126	11.9
8	D	BRENT BURNS	82	23:05	15	28	43	12	80	8	0	4	158	9.5
9	C	MIKKO KOIVU	57	20:53	11	31	42	13	40	2	0	2	144	7.6
25	C	ERIC BELANGER	75	17:13	13	24	37	-6	30	7	1	3	115	11.3
21	RW	MARK PARRISH	66	14:56	16	14	30	2	16	7	0	0	95	16.8
5	D	KIM JOHNSON	80	23:26	4	23	27	-4	42	2	0	0	87	4.6
26	D	KURTIS FOSTER	56	16:24	7	12	19	0	37	3	0	2	118	5.9
15	C	JAMES SHEPPARD*	78	10:36	4	15	19	0	29	0	0	1	57	7.0
17	LW	STEPHANE VEILLEUX	77	14:31	11	7	18	-13	61	0	0	0	136	8.1
92	LW	BRANKO RADIVOJEVIC	73	14:54	7	10	17	-14	48	1	0	3	91	7.7
55	D	NICK SCHULTZ	81	20:10	2	13	15	9	42	0	0	0	52	3.8
34	LW	AARON VOROS*	55	9:11	7	7	14	-7	141	0	0	1	52	13.5
17	LW	TODD FEDORUK	69	10:18	6	7	13	2	139	2	0	0	57	10.5
41	D	MARTIN SKOULA	80	20:28	3	8	11	-16	26	0	0	1	63	4.8
3	D	KEITH CARNEY	61	13:22	1	10	11	8	42	0	0	0	27	3.7
6	D	SEAN HILL	35	15:12	2	7	9	-16	32	1	0	1	18	11.1
33	D	PETTERI NUMMELIN	27	15:20	2	7	9	-2	2	1	0	1	31	6.5
83	RW	MATT FOY	28	7:49	4	4	8	-1	28	0	0	1	38	10.5
67	LW	BENOIT POULIOT*	11	8:49	2	1	3	-1	0	0	0	0	11	20.0
11	LW	CHRIS SIMON	38	7:10	1	2	3	-2	59	0	0	0	27	3.7
24	LW	DEREK BOOGAARD	34	3:55	0	0	0	-5	74	-0	0	0	6	0.0
16	C	STEVE KELLY	2	3:43	0	0	0	0	0	0	0	0	1	0.0
22	RW	CAL CLUTTERBUCK*	2	7:05	0	0	0	0	0	0	0	0	0	0.0

#	GOALTENDER	GP	W	L	OT	SA	GA	GAA	SV	SV%	SO	A	PIM	MIN
32	NIKLAS BACKSTROM	58	33	13	8	1,629	131	2.31	1,498	.920	4	0	2	3,409
29	JOSH HARDING*	29	11	15	2	836	77	2.94	761	.910	1	1	0	1,570

* Rookie

GAME	DATE	OPPONENT	RESULT	W	L	OT	RECORD	PTS	DIVISION/ CONF. RANK	WILD GOALS (BY #)	WILD GOALTENDERS	ATT.
1	10/4	CHICAGO	1-0	W			1-0-0	2	t-1st/t-2nd	96	Backstrom	*18,568
2	10/6	COLUMBUS	3-2	W			2-0-0	4	t-1st/t-1st	96, 25, 8	Backstrom	*18,568
3	10/10	EDMONTON	2-0	W			3-0-0	6	1st/2nd	8, 39	Backstrom	*18,568
4	10/13	@Arizona	3-2	W			4-0-0	8	1st/1st	10, 9p, 25s	Backstrom	12,088
5	10/14	@Anaheim	2-0	W			5-0-0	10	1st/1st	12, 21	Harding	17,174
6	10/16	@Los Angeles	3-4		L	(SO)	5-0-1	11	1st/1st	38, 9, 12	Backstrom	14,239
7	10/20	@St. Louis	3-1	W			6-0-1	13	1st/1st	38p, 25, 8	Harding	19,150
8	10/21	COLORADO	3-2	W			7-0-1	15	1st/1st	21p, 12p, 9	Backstrom	*18,568
9	10/24	@Calgary	3-5	L			7-1-1	15	1st/1st	12p, 21p, 37	Backstrom	19,289
10	10/25	@Edmonton	4-5		L	(SO)	7-1-2	16	1st/2nd	15, 96, 12, 21	Harding	16,839
11	10/28	@Colorado	1-3	L			7-2-2	16	1st/2nd	25p	Harding	17,041
12	10/30	PITTSBURGH	2-4	L			7-3-2	16	1st/2nd	19, 12	Harding	*18,568
13	11/1	ST. LOUIS	2-3	L			7-4-2	16	1st/2nd	10, 38	Harding	*18,568
14	11/3	CALGARY	4-1	W			8-4-2	18	1st/2nd	12, 10, 10p, 92	Backstrom	*18,568
15	11/5	EDMONTON	5-2	W			9-4-2	20	1st/2nd	21p, 96p, 26p, 21p, 19	Backstrom	*18,568
16	11/11	@Colorado	2-4		L		9-5-2	20	2nd/4th	25p, 96p	Backstrom	15,434
17	11/13	@Calgary	2-3	L			9-6-2	20	2nd/5th	9, 9p	Backstrom	19,289
18	11/15	@Edmonton	4-2	W			10-6-2	22	2nd/4th	41, 10p, 26p, 21	BACKSTROM; Harding	16,839
19	11/16	@Vancouver	2-6	L			10-7-2	22	2nd/4th	34, 8p	HARDING; Backstrom	18,630
20	11/18	COLORADO	4-1	W			11-7-2	24	1st/3rd	34, 83, 19, 8	Harding	*18,568
21	11/21	VANCOUVER	2-4	L			11-8-2	24	2nd/5th	10, 10p	Harding	*18,568
22	11/23	COLUMBUS	0-4	L			11-9-2	24	3rd/9th		Backstrom	*18,568
23	11/24	@Nashville	4-3	W			12-9-2	26	1st/3rd	34, 83, 10, 92	Backstrom	17,639
24	11/28	ARIZONA	3-1	W			13-9-2	28	t-1st/t-3rd	19, 10, 15	Backstrom	*18,568
25	11/30	ST. LOUIS	3-2	W		(OT)	14-9-2	30	t-1st/t-3rd	8p, 12, 10	Backstrom	*18,568
26	12/2	VANCOUVER	2-1	W			15-9-2	32	1st/2nd	25p, 34	Backstrom	*18,568
27	12/5	PHILADELPHIA	1-3	L			15-10-2	32	2nd/5th	38p	Backstrom	*18,568
28	12/7	@Detroit	0-5	L			15-11-2	32	2nd/5th		Harding	19,508
29	12/8	@Columbus	2-1	W			16-11-2	34	2nd/5th	34, 12	Backstrom	15,666
30	12/11	@San Jose	1-4		L		16-12-2	34	2nd/5th	92p	Backstrom	17,064
31	12/14	@Anaheim	5-2	W			17-12-2	36	2nd/6th	34, 10p, 25p, 12p, 8p	Harding	17,174
32	12/15	@Los Angeles	2-1	W			18-12-2	38	t-1st/t-3rd	10, 12p	Harding	16,648
33	12/18	NASHVILLE	3-2	W			19-12-2	40	t-1st/t-3rd	10, 25, 12	Harding	*18,568
34	12/20	N.Y. RANGERS	6-3	W			20-12-2	42	t-1st/t-2nd	10, 10p, 10p, 96p, 10, 10	Harding	*18,568
35	12/22	DETROIT	1-4		L		20-13-2	42	t-2nd/t-5th	5p	Backstrom	*18,568
36	12/26	@Dallas	3-8	L			20-14-2	42	3rd/5th	34, 38, 38	Harding	18,532
37	12/27	@Arizona	3-2	W			21-14-2	44	t-2nd/t-5th	25p, 21p, 12p	Backstrom	13,756
38	12/29	EDMONTON	5-4	W		(OT)	22-14-2	46	t-1st/t-3rd	5p, 12, 10, 8, 33p	Backstrom	*18,568
39	12/31	SAN JOSE	2-3	L			22-15-2	46	2nd/5th	18, 21	Backstrom	*18,568
40	1/3	DALLAS	6-3	W			23-15-2	48	t-1st/t-3rd	10s, 38, 96, 10, 25p, 21	Backstrom	*18,568
41	1/5	@Nashville	1-4		L		23-16-2	48	3rd/6th	21	Harding	17,113
42	1/7	@Dallas	1-3	L			23-17-2	48	3rd/7th	21	Backstrom	17,502
43	1/10	@Detroit	6-5	W		(SO)	24-17-2	50	3rd/5th	41, 10, 17, 83, 25	Backstrom; HARDING	17,848
44	1/11	@Chicago	5-2	W			25-17-2	52	1st/3rd	83, 10, 96, 21, 10	Harding	21,139
45	1/13	ARIZONA	4-1	W			26-17-2	54	1st/3rd	38, 15, 25, 10	Harding	*18,568
46	1/16	CALGARY	2-3		L	(SO)	26-17-3	55	1st/3rd	8p, 26p	Backstrom	*18,568
47	1/18	ANAHEIM	2-4	L			26-18-3	55	2nd/6th	55, 9	Harding	*18,568
48	1/21	@Vancouver	4-2	W			27-18-3	57	1st/3rd	12, 96, 9, 96	Backstrom	18,630
49	1/22	@Calgary	1-2		L		27-19-3	57	2nd/6th	12	Harding	19,289
50	1/24	@Colorado	3-2	W			28-19-3	59	1st/3rd	17, 12p, 38	Backstrom	15,321
51	1/30	ANAHEIM	5-1	W			29-19-3	61	1st/3rd	12, 10, 9, 96, 15	Backstrom	*18,568
52	2/2	@Columbus	4-1	W			30-19-3	63	1st/3rd	26, 12, 10, 10	Backstrom	18,529
53	2/5	DETROIT	2-3		L	(OT)	30-19-4	64	1st/3rd	12p, 38	Backstrom	*18,568
54	2/7	DALLAS	0-1	L			30-20-4	64	1st/3rd	-	Backstrom	*18,568
55	2/9	N.Y. ISLANDERS	4-3	W		(OT)	31-20-4	66	1st/3rd	26, 12, 12, 8	Backstrom	*18,568
56	2/10	@St. Louis	2-1	W		(SO)	32-20-4	68	1st/3rd	10	Harding	16,477
57	2/12	@Edmonton	2-4		L		32-21-4	68	1st/3rd	38, 12p	Backstrom; HARDING	16,839
58	2/14	@Vancouver	5-4	W		(SO)	33-21-4	70	1st/3rd	19, 19, 26, 10	Backstrom	18,630
59	2/17	NASHVILLE	5-4	W		(OT)	34-21-4	72	1st/3rd	33, 21, 96p, 10, 10	Backstrom	*18,568
60	2/19	VANCOUVER	2-3	L		(OT)	34-21-5	73	1st/3rd	10p, 25p	Backstrom	*18,568
61	2/20	@Chicago	0-3	L			34-22-5	73	1st/3rd	-	Harding	17,812
62	2/24	CALGARY	1-2	L			34-23-5	73	2nd/6th	21p	Backstrom	*18,568
63	2/26	@Washington	1-4	L			34-24-5	73	2nd/6th	92	Backstrom	17,391
64	2/27	@Tampa Bay	3-2	W			35-24-5	75	1st/3rd	17p, 38, 12p	Backstrom	17,211
65	2/29	@Florida	3-2	W			36-24-5	77	1st/3rd	9, 19, 8p	Backstrom	16,927
66	3/2	LOS ANGELES	2-1	W		(OT)	37-24-5	79	1st/3rd	10, 41	Backstrom	*18,568
67	3/4	CHICAGO	2-4		L		37-25-5	79	1st/3rd	38, 19	Backstrom	*18,568
68	3/6	@Carolina	2-3	L			37-26-5	79	2nd/6th	38, 9	Harding	16,297
69	3/7	@Atlanta	2-3		L	(SO)	37-26-6	80	2nd/6th	12p, 8p	Backstrom	18,709
70	3/9	SAN JOSE	2-3	L		(SO)	37-26-7	81	1st/3rd	26, 12	Backstrom	*18,568
71	3/13	NEW JERSEY	3-4	L		(SO)	37-26-8	82	2nd/6th	19, 8, 10	Backstrom	*18,568
72	3/15	LOS ANGELES	2-0	W			38-26-8	84	1st/3rd	12, 10	Backstrom	*18,568
73	3/17	COLORADO	3-1	W			39-26-8	86	1st/3rd	8p, 92, 19	Backstrom	*18,568
74	3/19	@San Jose	3-4		L	(SO)	39-26-9	87	1st/3rd	19, 10p, 10p	Backstrom	17,496
75	3/21	@Vancouver	2-1	W			40-26-9	89	1st/3rd	12p, 92	Backstrom	18,630
76	3/22	@Calgary	4-5	L			40-27-9	89	1st/3rd	67, 67, 5, 5	Harding	19,289
77	3/24	@Edmonton	3-5	L			40-28-9	89	1st/3rd	55, 6, 17	Backstrom; HARDING	16,839
78	3/26	EDMONTON	3-1	W			41-28-9	91	1st/3rd	92, 6p, 12s	Backstrom	*18,568
79	3/28	VANCOUVER	4-0	W			42-28-9	93	1st/3rd	96, 9, 8p, 17	Backstrom	*18,568
80	3/30	COLORADO	3-2	W		(OT)	43-28-9	95	1st/3rd	12, 10p, 10	Backstrom	*18,568
81	4/3	CALGARY	3-1	W			44-28-9	97	1st/3rd	17p, 10, 10p	Backstrom	*18,568
82	4/6	@Colorado	3-4		L	(OT)	44-28-10	98	1st/3rd	21p, 3, 12	Harding	18,007



#	POS	PLAYER	GP	TOI/G	G	A	PTS	+/-	PIM	PPG	SHG	GWG	SOG	SH%
12	LW	BRIAN ROLSTON	78	21:16	31	33	64	+6	46	13	1	6	305	10.2
38	C	PAVOL DEMITRA	71	20:38	25	39	64	0	28	9	1	4	175	14.3
10	RW	MARIAN GABORIK	48	19:37	30	27	57	+12	40	12	1	7	196	15.3
96	RW	PIERRE-MARC BOUCHARD	82	15:59	20	37	57	+13	14	5	0	3	173	11.6
9	C	MIKKO KOIVU	82	17:28	20	34	54	+6	58	9	2	2	162	12.3
28	C	TODD WHITE	77	17:13	13	31	44	+8	24	6	1	1	162	8.0
21	RW	MARK PARRISH	76	14:19	19	20	39	+9	18	5	0	4	141	13.5
8	D	BRENT BURNS	77	15:47	7	18	25	+16	26	3	0	3	108	6.5
92	RW	BRANKO RADIVOJEVIC	82	12:58	11	13	24	-9	21	4	0	3	116	9.5
37	C	WES WALZ	62	14:53	9	15	24	+3	30	0	1	1	77	11.7
26	D	KURTIS FOSTER	57	17:58	3	20	23	-3	52	0	0	0	135	2.2
5	D	KIM JOHNSON	76	23:33	3	19	22	-4	64	3	0	0	98	3.1
33	D	PETTERI NUMMELIN	51	20:17	3	17	20	-15	22	0	0	0	69	4.3
19	LW	STEPHANE VEILLEUX	75	12:17	7	11	18	+3	47	0	0	1	84	8.3
11	C	DOMINIC MOORE	69	12:38	8	9	17	+4	56	0	0	1	111	7.2
18	RW	ADAM HALL	72	12:22	6	11	17	-11	26	3	0	0	103	5.8
3	D	KEITH CARNEY	80	15:31	4	13	17	+22	58	0	0	1	31	12.9
41	D	MARTIN SKOULA	81	20:13	0	15	15	+9	36	0	0	0	91	0.0
55	D	NICK SCHULTZ	82	20:12	2	10	12	0	42	0	0	1	69	2.9
17	C	WYATT SMITH	61	9:30	3	3	6	-8	16	1	0	0	44	6.8
18	RW	MATTIAS WEINHANDL	12	6:27	1	1	2	-2	10	0	0	0	3	33.3
24	LW	DEREK BOOGAARD	48	4:38	0	1	1	0	120	0	0	0	11	0.0
27	RW	JOEL WARD*	11	7:42	0	1	1	0	0	0	0	0	12	0.0
4	D	SHAWN BELLE*	9	9:56	0	1	1	+4	0	0	0	0	3	0.0
83	RW	MATT FOY*	9	7:10	0	0	0	-1	4	0	0	0	6	0.0
23	C	JASON MORGAN	4	7:28	0	0	0	-1	4	0	0	0	0	0.0
67	LW	BENOIT POULIOT*	3	6:58	0	0	0	-1	0	0	0	0	1	0.0
6	D	ERIK REITZ*	1	10:36	0	0	0	+1	0	0	0	0	0	0.0

#	GOALTENDER	GP	W	L	OT	SA	GA	GAA	SV	SV%	SO	A	PIM	MIN
32	NIKLAS BACKSTROM	41	23	8	6	1,028	73	1.97	955	.929	5	1	2	2,227
35	MANNY FERNANDEZ	44	22	16	1	1,158	103	2.55	1,055	.911	2	0	12	2,421
29	JOSH HARDING*	7	3	2	1	174	7	1.16	167	.960	1	0	0	361

* Rookie

GAME	DATE	OPPONENT	RESULT	W	L	OT	RECORD	PTS	DIVISION/ CONF. RANK	WILD GOALS (BY #)	WILD GOALTENDERS	ATT.
1	10/5	COLORADO	3-2 W	(OT)	1-0-0	2	t-1st/t-1st	92, 10, 28				*18,568
2	10/7	NASHVILLE	6-5 W		2-0-0	4	1st/t-1st	38p, 10p, 21p, 9p, 28p, 12		Fernandez/BACKSTROM		*18,568
3	10/10	VANCOUVER	2-1 W	(SO)	3-0-0	6	1st/t-1st	12p		Fernandez		*18,064
4	10/12	WASHINGTON	3-2 W	(SO)	4-0-0	8	1st/1st	5p, 5p		Fernandez		*18,064
5	10/14	COLUMBUS	5-0 W		5-0-0	10	1st/1st	12, 3, 10p, 9, 12p		Fernandez		*18,568
6	10/18	@Los Angeles	2-1 W	(OT)	6-0-0	12	1st/1st	12, 10		Fernandez		14,617
7	10/20	@Anaheim	1-2 L		6-1-0	12	1st/t-1st	96		Fernandez		13,430
8	10/21	@San Jose	4-1 W		7-1-0	14	1st/t-1st	21, 19, 37, 12		Fernandez		17,496
9	10/25	LOS ANGELES	3-1 W		8-1-0	16	1st/t-1st	12, 12, 28p		Fernandez		*18,568
10	10/27	ANAHEIM	3-2 W	(SO)	9-1-0	18	1st/1st	55, 12		Fernandez		*18,568
11	10/29	@Colorado	1-4 L		9-2-0	18	1st/2nd	38p		Fernandez		17,615
12	11/2	VANCOUVER	5-2 W		10-2-0	20	1st/2nd	28p, 12s, 55, 11p, 92p		Fernandez/BACKSTROM		*18,568
13	11/4	NASHVILLE	3-4 L		10-3-0	20	1st/2nd	33, 38, 21p		Fernandez		*18,568
14	11/7	@San Jose	1-3 L		10-4-0	20	1st/3rd	28		Fernandez		17,233
15	11/11	@Los Angeles	3-2 W	(SO)	11-4-0	22	1st/3rd	12p, 26		Fernandez		17,479
16	11/12	@Anaheim	2-3 L		11-5-0	22	1st/3rd	96, 96		Backstrom		16,306
17	11/14	@Arizona	3-4 L		11-6-0	22	1st/3rd	38, 21, 37		Fernandez		12,002
18	11/16	@Nashville	7-6 W	(SO)	12-6-0	24	1st/3rd	37s, 9p, 11, 19, 38p, 8		Fernandez/BACKSTROM		12,759
19	11/18	COLORADO	1-2 L	(SO)	12-6-1	25	1st/3rd	9p		Backstrom		*18,568
20	11/20	@Ottawa	3-5 L		12-7-1	25	1st/3rd	11, 12, 9s		Fernandez		18,094
21	11/22	@Montreal	2-4 L		12-8-1	25	t-1st/t-3rd	19, 11		Backstrom		21,273
22	11/24	ARIZONA	4-0 W		13-1-1	27	1st/3rd	96p, 21, 11s, 92p		Backstrom		*18,568
23	11/25	@Columbus	3-5 L		13-9-1	27	t-1st/t-3rd	11, 96p, 19		Backstrom/FERNANDEZ		15,493
24	11/29	SAN JOSE	1-2 L		13-10-1	27	2nd/7th	18		Fernandez		*18,568
25	12/1	DETROIT	0-3 L		13-11-1	27	2nd/7th			Fernandez		*18,568
26	12/2	@Dallas	3-4 L	(SO)	13-11-2	28	2nd/7th	33, 12, 9		Backstrom		17,027
27	12/5	CHICAGO	3-2 W	(SO)	14-11-2	30	t-1st/t-3rd	28, 12		Fernandez		*18,568
28	12/7	CALGARY	3-2 W	(SO)	15-11-2	32	t-1st/t-3rd	9p, 12p		Fernandez		*18,568
29	12/9	CHICAGO	5-4 W	(OT)	16-11-2	34	t-1st/t-3rd	21p, 38, 9p, 21p, 21		Fernandez		*18,568
30	12/12	@Calgary	2-5 L		16-12-2	34	2nd/7th	11s, 28p		FERNANDEZ/Backstrom		19,289
31	12/14	@Edmonton	1-3 L		16-13-2	34	2nd/7th	28		Backstrom		16,839
32	12/16	@Vancouver	1-2 L		16-14-2	34	5th/9th	38		Backstrom		18,630
33	12/19	VANCOUVER	5-2 W		17-14-2	36	t-2nd/t-7th	38, 12, 92, 21, 92		Fernandez		*18,568
34	12/22	@Detroit	1-3 L		17-15-2	36	t-3rd/t-9th	19		Fernandez		20,066
35	12/23	DETROIT	3-2 W		18-15-2	38	t-2nd/t-7th	9s, 21, 96		Fernandez		*18,568
36	12/26	@Toronto	3-4 L		18-16-2	38	t-3rd/t-9th	26, 37, 12p		Fernandez		19,355
37	12/27	@Detroit	1-3 L		18-17-2	38	t-3rd/t-9th	38		Backstrom		20,066
38	12/29	COLUMBUS	4-3 W	(OT)	19-17-2	40	t-2nd/t-7th	12p, 38p, 12p, 37		Fernandez		*18,568
39	12/31	ANAHEIM	4-3 W		20-17-2	42	t-2nd/t-7th	96p, 12p, 96p, 21		Fernandez		*18,568
40	1/2	ATLANTA	5-1 W		21-17-2	44	t-1st/t-3rd	12p, 21, 21, 96, 96p		Fernandez		*18,568
41	1/4	TAMPA BAY	2-3 L		21-18-2	44	t-2nd/t-7th	21, 38		Fernandez		*18,568
42	1/7	COLORADO	1-2 L	(SO)	21-18-3	45	3rd/8th	9		Fernandez		*18,568
43	1/9	@Calgary	0-3 L		21-19-3	45	4th/9th			Backstrom		19,289
44	1/11	@Vancouver	5-2 W		22-19-3	47	3rd/8th	10p, 12, 92p, 10, 37		Fernandez		18,630
45	1/12	@Edmonton	4-2 W		23-19-3	49	t-2nd/t-7th	10, 12, 3, 10		Fernandez		16,839
46	1/14	@Chicago	4-3 W	(SO)	24-19-3	51	t-2nd/t-7th	96, 10s, 37		Fernandez		11,091
47	1/16	EDMONTON	1-2 L		24-20-3	51	3rd/8th	37		Fernandez		*18,568
48	1/19	@Chicago	3-0 W		25-20-3	53	3rd/8th	10, 19, 10		Fernandez		12,333
49	1/20	DALLAS	1-2 L	(SO)	25-20-4	54	3rd/8th	9		Fernandez/BACKSTROM		*18,568
50	1/26	CALGARY	2-1 W	(SO)	26-20-4	56	3rd/8th	12p		Backstrom		*18,568
51	1/27	@Columbus	2-3 L		26-21-4	56	3rd/8th	12p, 11		Fernandez		18,136
52	1/30	@St. Louis	5-2 W		27-21-4	58	3rd/8th	96, 96, 38p, 38, 11		Fernandez		10,445
53	2/1	@Colorado	5-3 W		28-21-4	60	t-2nd/t-7th	9p, 96, 10, 10, 9		Backstrom		17,286
54	2/3	@Arizona	1-0 W		29-21-4	62	t-2nd/t-7th	10		Backstrom		17,115
55	2/6	@Dallas	2-4 L		29-22-4	62	3rd/8th	33, 11		Backstrom		17,660
56	2/8	FLORIDA	4-2 W		30-22-4	64	t-2nd/t-7th	21, 28, 38p, 8p		Backstrom		*18,568
57	2/10	CAROLINA	5-4 W		31-22-4	66	t-1st/t-3rd	21, 96, 10p, 10p, 38		Backstrom		*18,568
58	2/14	VANCOUVER	2-3 L	(OT)	31-22-5	67	3rd/8th	38, 10		Backstrom		*18,568
59	2/17	@Nashville	4-1 W		32-22-5	69	3rd/8th	38p, 10p, 96, 92		Backstrom		17,113
60	2/18	@St. Louis	3-5 L		32-23-5	69	3rd/8th	18, 10p, 38		BACKSTROM/Harding		13,721
61	2/20	DALLAS	2-1 W	(SO)	33-23-5	71	2nd/7th	12p		Backstrom		*18,568
62	2/22	@Colorado	4-3 W		34-23-5	73	2nd/t-6th	18, 17, 28p, 9		Backstrom		18,007
63	2/25	EDMONTON	4-1 W		35-23-5	75	2nd/7th	28, 8p, 10, 96		Backstrom		*18,568
64	2/28	@Calgary	1-2 L	(SO)	35-23-6	76	3rd/8th	38p		Backstrom/HARDING		19,289
65	3/1	@Edmonton	5-0 W		36-23-6	78	2nd/t-6th	38, 10p, 92, 10, 38p		Harding		16,839
66	3/4	@Vancouver	3-4 L	(SO)	36-23-7	79	t-2nd/t-7th	92, 10, 5p		Backstrom		18,630
67	3/6	SAN JOSE	0-3 L		36-24-7	79	3rd/8th			BACKSTROM/Fernandez		*18,568
68	3/8	@Boston	2-1 W		37-24-7	81	2nd/t-6th	12, 96		Backstrom		13,709
69	3/9	@Buffalo	5-1 W		38-24-7	83	2nd/t-5th	11, 11, 38, 3, 28s		Harding		18,690
70	3/11	COLORADO	3-2 W	(OT)	39-24-7	85	2nd/7th	9p, 9, 8		Backstrom		*18,568
71	3/13	@Vancouver	3-2 W	(OT)	40-24-7	87	2nd/7th	9, 12, 8		Backstrom		18,630
72	3/15	@Edmonton	2-1 W		41-24-7	89	2nd/7th	21, 10		Backstrom		16,839
73	3/17	@Calgary	4-2 W		42-24-7	91	2nd/t-5th	10p, 19, 12, 38		Backstrom		19,28



#	POS	PLAYER	GP	TOI/G	G	A	PTS	+/-	PIM	PPG	SHG	GWG	SOG	SH%
12	LW	BRIAN ROLSTON	82	20:21	34	45	79	+14	50	15	5	7	293	11.6
10	RW	MARIAN GABORIK	65	18:26	38	28	66	+6	64	10	2	7	252	15.1
96	RW	PIERRE-MARC BOUCHARD	80	15:15	17	42	59	+3	28	7	0	3	118	14.4
28	C	TODD WHITE	61	17:12	19	21	40	-1	18	5	0	0	109	17.4
25	C	RANDY ROBITAILLE	67	14:44	12	28	40	-5	54	7	0	2	112	10.7
37	C	WES WALZ	82	16:30	19	18	37	+7	61	1	1	0	127	15.0
32	C	MARC CHOQUINARD	74	12:59	14	16	30	+1	34	6	2	3	112	12.5
26	D	KURTIS FOSTER*	58	19:13	10	18	28	-3	60	6	0	2	124	8.1
9	RW	ALEXANDRE DAIGLE	46	12:59	5	23	28	-6	12	2	0	1	59	8.5
11	LW	PASCAL DUPUIS	67	16:30	10	16	26	-10	40	4	0	2	151	6.6
17	D	FILIP KUBA	65	21:46	6	19	25	0	44	1	1	1	69	8.7
21	C	MIKKO KOIVU*	64	13:17	6	15	21	-9	40	3	0	0	96	6.3
41	D	MARTIN SKOULA	78	20:49	5	16	21	+6	46	3	0	1	92	5.4
20	D	ANDREI YUZIN	57	18:53	7	11	18	-12	50	4	0	1	80	8.8
34	D	DANIEL TJARNQVIST	60	19:46	3	15	18	-11	32	3	0	1	54	5.6
17	LW	STEPHANE VEILLEUX	71	12:58	7	9	16	-13	63	0	0	1	87	8.0
8	D	BRENT BURNS	72	14:07	4	12	16	-7	32	1	0	1	73	5.5
55	D	NICK SCHULTZ	79	17:58	2	12	14	+2	43	0	0	0	45	4.4
27	RW	KYLE WANVIG	51	10:39	4	8	12	-8	64	1	0	0	55	7.3
18	RW	MATTIAS WEINHANDL	68	14:43	4	7	11	-4	24	0	0	0	57	7.0
24	LW	DEREK BOOGAARD*	65	5:23	2	4	6	+2	158	0	0	1	15	13.3
83	RW	MATT FOY*	19	10:59	2	3	5	-4	16	1	0	0	21	9.5
36	D	ALEX HENRY	63	11:26	0	5	5	-4	73	0	0	0	41	0.0
7	C	ERIK WESTRUM	10	10:48	0	1	1	-1	2	0	0	0	16	0.0
23	D	SCOTT FERGUSON	15	9:11	0	0	0	-3	22	0	0	0	6	0.0
56	D	ERIK REITZ*	5	13:09	0	0	0	-2	4	0	0	0	0	0.0
44	LW	ANDREI NAZAROV	2	4:48	0	0	0	-1	6	0	0	0	0	0.0

#	GOALTENDER	GP	W	L	OT	SA	GA	GAA	SV	SV%	SO	A	PIM	MIN
35	MANNY FERNANDEZ	58	30	18	7	1612	130	2.29	1482	.919	1	3	6	3,411
29	JOSH HARDING*	3	2	1	0	83	8	2.59	75	.904	1	0	0	185

* Rookie

GAME	DATE	OPPONENT	RESULT	W	L	OT	RECORD	PTS	DIVISION/ CONF. RANK	WILD GOALS (BY #)	WILD GOALTENDERS	ATT.
1	10/5	Calgary	6-3	W			1-0-0	2	t-1st/t-1st	32, 8p, 27p, 32, 28, 32	Roloson	*19,398
2	10/8	@Arizona	1-2	L			1-1-0	2	t-3rd/t-6th	25p	Roloson	17,799
3	10/9	@Los Angeles	1-2	L	(OT)		1-1-1	3	t-2nd/7th	37	Fernandez	17,725
4	10/12	Vancouver	6-0	W			2-1-1	5	t-2nd/t-5th	20p, 32, 83p, 96p, 83, 12	Roloson	*18,568
5	10/14	Vancouver	3-5	L			2-2-1	5	t-3rd/t-8th	37, 96p, 12p	Roloson	*18,568
6	10/16	Anaheim	4-1	W			3-2-1	7	2nd/6th	12p, 17p, 96, 27	Fernandez	*18,568
7	10/19	San Jose	6-1	W			4-2-1	9	2nd/5th	2, 24, 32s, 96, 28, 17	Fernandez	*18,064
8	10/22	@St. Louis	3-2	W			5-2-1	11	2nd/5th	12p, 20p, 32	Fernandez	13,903
9	10/23	@Chicago	2-4	L			5-3-1	11	2nd/5th	10p, 10p, 32	Roloson	11,368
10	10/25	Vancouver	1-3	L			5-4-1	11	2nd/5th	9p	Fernandez	*18,568
11	10/28	@Columbus	1-2	L	(SO)		5-4-2	12	2nd/5th	96	Roloson	15,669
12	10/29	Columbus	3-1	W			6-4-2	14	2nd/5th	28p, 8, 28	Fernandez	*18,568
13	11/1	@Calgary	0-3	L			6-5-2	14	2nd/6th		Fernandez	19,289
14	11/2	@Vancouver	1-2	L			6-6-2	14	2nd/7th	25	Roloson	18,630
15	11/5	@San Jose	3-1	W			7-6-2	16	t-3rd/t-8th	12p, 12, 12	Roloson	17,496
16	11/6	@Anaheim	4-3	W	(SO)		8-6-2	18	2nd/5th	12s, 21, 19	Fernandez	14,053
17	11/8	Arizona	2-4	L			8-7-2	18	t-2nd/8th	34p, 17s	ROLOSON, Fernandez	*18,568
18	11/11	@Detroit	1-3	L			8-8-2	18	5th/t-9th	25p	Fernandez	20,066
19	11/14	@Calgary	2-3	L			8-9-2	18	5th/t-10th	21, 25p	Roloson	19,289
20	11/19	Nashville	4-2	W			9-9-2	20	5th/10th	26, 19, 26, 12p	Fernandez	*18,568
21	11/23	Edmonton	3-4	L			9-10-2	20	5th/10th	10p, 11p, 11	Roloson	*18,568
22	11/25	St. Louis	5-3	W			10-10-2	22	5th/10th	37, 10, 26, 96, 96p	Fernandez	*18,568
23	11/30	Columbus	2-3	L	(SO)		10-10-3	23	5th/11th	21p, 25	Fernandez	*18,568
24	12/1	@Nashville	1-2	L			10-11-3	23	5th/11th	25p	Roloson	10,135
25	12/3	@New Jersey	2-3	L	(SO)		10-11-4	24	5th/11th	12p, 20	Fernandez	14,103
26	12/5	@NY Rangers	1-3	L			10-12-4	24	5th/13th	11	Roloson	18,200
27	12/8	@Pittsburgh	5-0	W			11-12-4	26	5th/12th	10, 9, 37, 12, 9p	Fernandez	14,627
28	12/10	@Philadelphia	2-3	L			11-13-4	26	5th/12th	55, 28p	Fernandez	19,592
29	12/11	Buffalo	2-3	L			11-14-4	26	5th/12th	21p, 12	Roloson	*18,568
30	12/13	@NY Islanders	4-3	W			12-14-4	28	5th/12th	2, 10, 10p, 32	Fernandez	10,686
31	12/15	Boston	2-3	L			12-15-4	28	5th/12th	12p, 25p	Fernandez	*18,568
32	12/17	Montreal	4-3	W	(OT)		13-15-4	30	5th/12th	12, 28, 12p, 26p	Roloson	*18,568
33	12/19	Dallas	2-1	W			14-15-4	32	5th/t-11th	28, 10	Fernandez	*18,568
34	12/22	@Colorado	3-4	L			14-16-4	32	5th/t-11th	8, 20p, 21	Roloson	18,007
35	12/23	Colorado	5-3	W			15-16-4	34	5th/t-10th	19, 8, 28, 10, 32p	Fernandez	*18,568
36	12/26	@Edmonton	4-1	W			16-16-4	36	5th/t-10th	11p, 10, 12s, 28	Fernandez	16,839
37	12/28	@Edmonton	4-2	W			17-16-4	38	5th/t-10th	25, 10, 12p, 10	Fernandez	16,839
38	12/29	@Calgary	2-4	L			17-17-4	38	5th/t-10th	27, 11	Roloson	19,289
39	12/31	Vancouver	4-3	W			18-17-4	40	5th/t-10th	28, 37, 26p, 25p	Fernandez	*18,568
40	1/3	@Detroit	4-2	W			19-17-4	42	5th/t-9th	20, 17, 12, 9	Roloson	20,066
41	1/5	Colorado	2-4	L			19-18-4	42	5th/t-9th	34p, 28	ROLOSON, Fernandez	*18,568
42	1/7	Anaheim	4-1	W			20-18-4	44	5th/9th	24, 25, 10, 28p	Fernandez	*18,568
43	1/9	Dallas	1-2	L			20-19-4	44	5th/10th	25	Fernandez	*18,568
44	1/14	Calgary	1-4	L			20-20-4	44	5th/12th	26p	Fernandez	*18,568
45	1/16	Ottawa	1-6	L			20-21-4	44	5th/12th	17	Roloson	*18,568
46	1/18	Toronto	5-3	W			21-21-4	46	5th/t-11th	26p, 37, 32p, 10, 32s	Fernandez	*18,568
47	1/20	Chicago	4-1	W			22-21-4	48	5th/t-11th	27, 10p, 27, 25p	Fernandez	10,504
48	1/22	@Chicago	3-2	W			23-21-4	50	5th/t-10th	37p, 12, 12	Fernandez	*18,568
49	1/24	Arizona	3-2	W			24-21-4	52	5th/t-9th	10, 12, 12s	Fernandez	*18,568
50	1/26	Nashville	5-1	W			25-21-4	54	5th/t-9th	19, 9, 96, 28, 10	Fernandez	17,153
51	1/27	@Columbus	3-4	L			25-22-4	54	5th/10th	96p, 28, 28p	Roloson	*18,568
52	1/30	Detroit	4-5	L			25-23-4	54	5th/11th	10, 28, 20, 17	Fernandez, ROLOSON	18,007
53	1/31	@Colorado	2-3	L			25-24-4	54	5th/11th	12, 10	Fernandez	15,226
54	2/2	@San Jose	3-2	W	(SO)		26-24-4	56	5th/t-11th	25p, 10	Fernandez	17,658
55	2/4	@Arizona	6-4	W			27-24-4	58	5th/10th	37, 10, 28p, 10, 97, 37	Fernandez	*18,568
56	2/7	Los Angeles	5-1	W			28-24-4	60	5th/10th	12p, 11p, 10p, 11p, 10p	Fernandez	*18,568
57	2/9	Colorado	1-2	L			28-25-4	60	5th/10th	28	Fernandez	16,839
58	2/10	@Edmonton	6-3	W			29-25-4	62	5th/10th	32, 96p, 96, 11, 20p, 37	Roloson	18,630
59	2/12	@Vancouver	2-3	L	(OT)		29-25-5	63	5th/10th	37, 11	Fernandez	18,007
60	2/28	@Colorado	2-4	L			29-26-5	63	5th/11th	96p, 10p	Fernandez	18,118
61	3/2	@Los Angeles	2-3	L			29-27-5	63	5th/11th	10, 10	Fernandez	17,048
62	3/3	@Anaheim	2-4	L			29-28-5	63	5th/11th	28, 10	Roloson	*18,568
63	3/5	Colorado	5-3	W			30-28-5	65	5th/10th	37, 37, 55, 10s, 12p	Fernandez	*18,568
64	3/7	Los Angeles	2-3	L	(OT)		30-28-6	66	5th/10th	37, 37	Fernandez	14,609
65	3/10	@St. Louis	1-2	L	(OT)		30-28-7	67	5th/11th	10	Fernandez	*18,568
66	3/12	Edmonton	4-3	W			31-28-7	69	5th/11th	12p, 12p, 41, 96p	Fernandez	*18,568
67	3/14	Edmonton	1-2	L			31-29-7	69	5th/11th	26p	Fernandez	*18,568
68	3/19	Calgary	2-3	L			31-30-7	69	5th/11th	32p, 37	Fernandez	*18,568
69	3/21	Calgary	3-1	W			32-30-7	71	5th/11th	10p, 12s, 10	Fernandez	*18,568
70	3/22	@Dallas	2-4	L			32-31-7	71	5th/11th	10p, 12p	Fernandez	*18,568
71	3/25	San Jose	1-5	L			32-32-7	71	5th/11th	12	Fernandez	16,839
72	3/28	@Edmonton	3-2	W			33-32-7	73	5th/11th	37s, 96, 12	Fernandez	18,630
73	3/29	@Vancouver	1-2	L			33-33-7	73	5th/11th	12	Fernandez	18,630
74	3/31	@Vancouver	2-1	(SO)			34-33-7	75	5th/11th	32p	Fernandez	*18,568
75	4/2	Detroit	2-3	L			34-34-7	75	5th/12th	96, 10p	Fernandez	*18




#	POS	PLAYER	GP	TOI/G	G	A	PTS	+/-	PIM	PP	SH	GW	GTG	SOG	SH%
9	RW	ALEXANDRE DAIGLE	78	15:10	20	31	51	-4	14	6	0	3	0	145	13.8
15	LW	ANDREW BRUNETTE	82	15:32	15	34	49	3	12	7	0	3	1	90	16.7
10	RW	MARIAN GABORIK	65	18:17	18	22	40	10	20	3	0	4	0	220	8.2
33	C	SERGEI ZHOLTOK	59	16:13	13	16	29	4	19	3	0	3	1	115	11.3
24	LW	ANTTI LAAKSONEN	77	16:03	12	14	26	0	20	0	1	1	0	100	12.0
11	LW	PASCAL DUPUIS	59	15:48	11	15	26	5	20	2	0	1	0	127	8.7
18	RW	RICHARD PARK	73	16:30	13	12	25	0	28	4	0	1	1	142	9.2
37	C	WES WALZ	57	16:18	12	13	25	5	32	0	3	2	0	70	17.1
34	C	JIM DOWD	55	14:07	4	20	24	6	38	2	0	2	0	41	9.8
17	D	FILIP KUBA	77	24:06	5	19	24	-7	28	2	1	2	0	114	4.4
96	LW	PIERRE-MARC BOUCHARD	61	14:00	4	18	22	-7	22	2	0	0	0	60	6.7
32	C	MARC CHOUINARD	45	15:58	11	10	21	4	17	3	1	2	0	70	15.7
20	D	ANDREI ZYUZIN	65	20:22	8	13	21	4	48	4	0	1	1	104	7.7
28	C	JASON WIEMER	62	13:57	7	11	18	-6	106	1	0	0	2	89	7.9
55	D	NICK SCHULTZ	79	20:19	6	10	16	12	16	1	0	0	1	72	8.3
2	D	WILLIE MITCHELL	70	22:36	1	13	14	12	83	0	0	0	0	58	1.7
19	LW	STEPHANE VEILLEUX	19	14:20	2	8	10	0	20	1	1	1	0	37	5.4
25	C	RICKARD WALLIN*	15	14:20	5	4	9	1	14	3	0	1	0	16	31.3
26	LW	CHRISTOPH BRANDNER	35	13:20	4	5	9	-2	8	1	0	0	0	50	8.0
12	LW	MATT JOHNSON	57	6:27	7	1	8	4	177	0	0	1	0	21	33.3
21	RW	ERIC CHOUINARD	48	13:36	3	4	7	-7	6	0	0	1	0	45	6.7
36	D	ALEX HENRY	71	14:53	2	4	6	4	106	0	0	0	0	37	5.4
8	RW	BRENT BURNS*	36	13:29	1	5	6	-10	12	0	0	0	0	34	2.9
6	D	JASON MARSHALL	12	15:36	1	4	5	-1	18	1	0	0	0	16	6.3
5	D	BRAD BOMBARDIR	56	20:14	1	2	3	-10	21	0	0	1	0	38	2.6
6	D	ZBYNEK MICHALEK*	22	14:13	1	1	2	-7	4	0	0	0	0	17	5.9
4	D	BRAD BROWN	30	9:41	0	1	1	-1	54	0	0	0	0	14	0.0
14	C	DARBY HENDRICKSON	14	14:12	1	0	1	-7	6	0	0	0	0	14	7.1
71	D	TRAVIS ROCHE*	5	16:07	0	1	1	-3	0	0	0	0	0	5	.0
27	RW	KYLE WANVIG*	6	13:48	0	1	1	-2	10	0	0	0	0	16	.0

#	GOALTENDER	GP	W	L	T	SA	GA	GAA	SV	SV%	SO	A	PIM	MIN
30	DWAYNE ROLOSON	48	19	18	11	1,323	89	1.88	1,234	.933	5	1	8	2,847
35	MANNY FERNANDEZ	37	11	14	9	1,056	90	2.49	966	.915	2	0	2	2,166

* Rookie

GAME	DATE	OPPONENT	RESULT	W	L	T	OTL	RECORD	PTS	DIVISION/ CONF. RANK	WILD GOALS (BY #)	WILD GOALTENDERS	ATT.
1	10/8	@Chicago	0-1		L			0-1-0-0	0	5th/15th	-	Rolosen	13,903
2	10/10	N.Y. Rangers	5-3	W				1-1-0-0	2	4th/8th	96,17,12,5,9	Fernandez	*18,568
3	10/12	San Jose	2-3		L			1-2-0-0	2	5th/11th	26.8	ROLOSON, Fernandez	*18,568
4	10/16	Colorado	2-5		L			1-3-0-0	2	5th/14th	9p,14	Fernandez	*18,568
5	10/18	Vancouver	2-2			T		1-3-1-0	3	5th/14th	34p,12	Rolosen	*18,568
6	10/19	@Dallas	1-3		L			1-4-1-0	3	5th/14th	26p	Fernandez	18,213
7	10/21	Calgary	2-3		L			1-5-1-0	3	5th/15th	18,20p	Rolosen	*18,064
8	10/24	@Florida	4-3	W				2-5-1-0	5	5th/14th	18,24,9p,37	Rolosen	15,539
9	10/25	@Tampa Bay	2-3		L			2-6-1-0	5	5th/14th	96p,32p	Fernandez	16,223
10	10/28	@Buffalo	3-1	W				3-6-1-0	7	5th/11th	37s,9p,15p	Fernandez	11,919
11	10/30	Atlanta	3-2	W				4-6-1-0	9	4th/10th	15p,37,17p	Fernandez	*18,064
12	11/1	Washington	2-1	W				5-6-1-0	11	3rd/7th	37,15p	Rolosen	*18,568
13	11/4	@Colorado	4-4			T		5-6-2-0	12	3rd/7th	24,15,26,24	Fernandez	18,007
14	11/7	@Calgary	3-0	W				6-6-2-0	14	3rd/7th	32,18p,11	Rolosen	13,839
15	11/8	@Vancouver	3-4		L			6-7-2-0	14	3rd/7th	11,10,9	Fernandez, ROLOSON	18,630
16	11/11	Vancouver	1-0	W				7-7-2-0	16	3rd/6th	33	Rolosen	*18,568
17	11/13	Edmonton	0-2		L			7-8-2-0	16	4th/9th	-	Rolosen	*18,568
18	11/15	Detroit	1-1			T		7-8-3-0	17	4th/8th	15p	Rolosen	*18,568
19	11/19	@Pittsburgh	6-2	W				8-8-3-0	19	4th/8th	24,33,24,10,9,11	Rolosen	10,957
20	11/20	@Philadelphia	1-3		L			8-9-3-0	19	4th/9th	9	Fernandez	19,148
21	11/22	Detroit	2-5		L			8-10-3-0	19	4th/7th	18p,9	Rolosen	*18,568
22	11/26	Dallas	1-3		L			8-11-3-0	19	5th/13th	28	Fernandez	*18,568
23	11/28	San Jose	1-2		L			8-12-3-0	19	5th/14th	15	Rolosen	*18,568
24	11/30	Anaheim	1-1			T		8-12-4-0	20	5th/13th	37	Fernandez	*18,568
25	12/3	@Edmonton	1-0	W				9-12-4-0	22	5th/13th	10p	Fernandez	16,198
26	12/5	@Calgary	1-2		L			9-13-4-0	22	5th/13th	11	Fernandez	14,669
27	12/6	@Vancouver	1-1			T		9-13-5-0	23	5th/13th	26	Rolosen	18,630
28	12/9	Calgary	2-1	W				10-13-5-0	25	5th/13th	20,11p	Fernandez	*18,568
29	12/11	Toronto	0-1		L			10-14-5-0	25	5th/13th	-	Rolosen	*18,568
30	12/13	Buffalo	3-2	W				11-14-5-0	27	5th/13th	28,24,34	Fernandez	*18,568
31	12/15	@Arizona	5-2	W				12-14-5-0	29	4th/12th	28p,12,15,37,9	Rolosen	13,462
32	12/17	@Colorado	3-2	W				13-14-5-0	31	4th/9th	11,17p,33	Rolosen	18,007
33	12/18	@Edmonton	1-1			T		13-14-6-0	32	4th/9th	33p	Fernandez	16,145
34	12/20	Columbus	5-2	W				14-14-6-0	34	4th/8th	37s,12,20,37,33	Rolosen	*18,568
35	12/23	Nashville	3-3			T		14-14-7-0	35	4th/9th	10,18,28	Fernandez	*18,568
36	12/26	@Detroit	2-2					14-14-8-0	36	4th/10th	10,37	Rolosen	20,066
37	12/29	@Calgary	2-2			T		14-14-9-0	37	4th/10th	11,18p	Rolosen	16,279
38	12/30	@Edmonton	2-2					14-14-10-0	38	4th/10th	2,55	Fernandez	16,639
39	1/2	Edmonton	1-2		L			14-15-10-0	38	4th/11th	12	Rolosen	*18,568
40	1/4	@Colorado	1-3		L			14-16-10-0	38	4th/11th	28	Fernandez	18,007
41	1/5	@St. Louis	1-1			T		14-16-11-0	39	4th/11th	20	Rolosen	19,411
42	1/7	Chicago	7-4	W				15-16-11-0	41	4th/11th	28,21,55,18,21,11,24	Fernandez, ROLOSON	*18,568
43	1/9	Arizona	0-2		L			15-17-11-0	41	4th/11th	-	Rolosen	*18,568
44	1/12	Nashville	3-3			T		15-17-12-0	42	4th/11th	18,17s,33	Fernandez	*18,568
45	1/14	Los Angeles	2-2			T		15-17-13-0	43	4th/11th	15p,55	Rolosen	*18,568
46	1/16	Pittsburgh	4-2	W				16-17-13-0	45	4th/11th	15,9,17,24	Rolosen	*18,568
47	1/17	@St. Louis	2-2			T		16-17-14-0	46	4th/11th	96,55p	Fernandez	19,530
48	1/19	@Nashville	0-2		L			16-18-14-0	46	4th/11th	-	Fernandez	11,572
49	1/21	Chicago	4-2	W				17-18-14-0	48	4th/10th	11,18,34,18	Rolosen	*18,568
50	1/23	@Anaheim	2-6		L			17-19-14-0	48	4th/11th	9p,9p	Rolosen	17,174
51	1/24	@San Jose	0-4		L			17-20-14-0	48	4th/11th	-	Fernandez	17,496
52	1/26	@Los Angeles	2-2			T		17-20-15-0	49	4th/11th	18p,34p	Rolosen	18,118
53	1/29	Montreal	2-3				OTL	17-20-15-1	50	4th/11th	23p,24	Rolosen	*18,568
54	1/31	@Columbus	1-2				OTL	17-20-15-2	51	4th/11th	33	Rolosen	18,136
55	2/2	St. Louis	4-0	W				18-20-15-2	53	4th/10th	37,33,11,37s	Rolosen	*18,064
56	2/4	@NY Rangers	4-3	W				19-20-15-2	55	4th/10th	24,33p,33p,10	Rolosen	18,200
57	2/10	Los Angeles	1-3		L			19-21-15-2	55	4th/10th	15p	Rolosen	*18,568
58	2/13	Edmonton	3-0	W				20-21-15-2	57	4th/10th	33,32,11p	Rolosen	*18,568
59	2/15	Calgary	1-2		L			20-22-15-2	57	4th/10th	33	Rolosen	*18,568
60	2/17	@ New Jersey	4-4			T		20-22-16-2	58	4th/10th	10,33,10,10p	Fernandez	12,426
61	2/19	Vancouver	6-2	W				21-22-16-2	60	4th/10th	32,24s,15,32,36,10	Rolosen	*18,568
62	2/22	Colorado	1-3		L			21-23-16-2	60	5th/11th	32	Rolosen	*18,568
63	2/26	@Nashville	0-4		L			21-24-16-2	60	5th/12th	-	Fernandez	13,033
64	2/27	@Dallas	1-3		L			21-25-16-2	60	5th/12th	15	Fernandez	18,532
65	2/29	Carolina	3-3			T		21-25-17-2	61	5th/12th	20p,20,10	Fernandez	*18,568
66	3/3	@Anaheim	0-2		L			21-26-17-2	61	5th/12th	-	Fernandez	12,747
67	3/4	@Los Angeles	1-1			T		21-26-18-2	62	5th/12th	28	Rolosen	18,118
68	3/7	@Arizona	1-1			T		21-26-19-2	63	5th/12th	15	Rolosen	14,603
69	3/9	@San Jose	4-3	W				22-26-19-2	65	5th/12th	12,15,6,9	Fernandez	14,703
70	3/10	@Vancouver	1-1			T		22-26-20-2	66	5th/12th	15p	Rolosen	18,630
71	3/14	Columbus	3-2	W				23-26-20-2	68	5th/11th	18,55,9	Fernandez	*18,568
72	3/16	Ottawa	5-2	W				24-26-20-2	70	5th/11th	32p,25p,10,10p,10	Rolosen	*18,568
73	3/18	@Boston	2-0	W				25-26-20-2	72	5th/11th	18,19s	Fernandez	14,383
74	3/19	@NY Islanders	1-3		L			25-27-20-2	72	5th/11th	15	Rolosen	14,022
75	3/22	Arizona	2-3				OTL	25-27-20-3	73	5th/11th	32,55	Fernandez	*18,568
76	3/24	@Columbus	0-2			L		25-28-20-3	73	5th/12th	-	Rolosen	17,732
77	3/25	@Chicago	8-2	W				26-28-20-3	75	5th/11th	20p,37,12,24,25,9p,10	Fernandez	11,116
78	3/28	Anaheim	2-1	W				27-28-20-3	77	5th/11th	25,10	Rolosen	*18,568
79	3/29	@Detroit	3-5		L			27-29-20-3	77	5th/11th	20p,9,9	Fernandez	20,066
80	3/31	Colorado	5-4	W				28-29-20-3	79	5th/11th	9,96p,9,32p,32	Rolosen	*18,568
81	4/2	Dallas	4-2	W				29-29-20-3	81	5th/10th	21,25,25p,10	Fernandez	*18,568
82	4/4	St. Louis	3-0	W				30-29-20-3	83	5th/10th	19p,10,32	Rolosen	*18,568




#	POS	PLAYER	GP	TOI/G	G	A	PTS	+/-	PIM	PP	SH	GW	GTG	SOG	SH%
10	LW	MARIAN GABORIK	81	17:24	30	35	65	12	46	5	1	8	0	280	10.7
11	LW	PASCAL DUPUIS	80	17:30	20	28	48	17	44	6	0	4	1	183	10.9
7	C	CLIFF RONNING	80	17:25	17	31	48	-6	24	8	0	5	0	171	9.9
15	LW	ANDREW BRUNETTE	82	14:29	18	28	46	-10	30	9	0	2	3	97	18.5
33	RW	SERGEI ZHOLTOK	78	16:36	16	26	42	1	18	3	0	2	2	153	10.5
37	C	WES WALZ	80	15:56	13	19	32	11	63	0	0	4	0	115	11.3
24	LW	ANTTI LAAKSONEN	82	15:55	15	16	31	4	26	1	2	4	2	106	14.2
17	D	FILIP KUBA	78	23:56	8	21	29	0	29	4	2	1	0	129	6.2
34	C	JIM DOWD	78	13:03	8	17	25	-1	31	3	1	2	0	79	10.1
18	RW	RICHARD PARK	81	16:36	14	10	24	-3	16	2	2	3	1	149	9.4
96	C	PIERRE-MARC BOUCHARD*	50	13:16	7	13	20	1	18	5	0	1	0	53	13.2
20	D	ANDREI ZYUZIN	67	21:38	4	13	17	-8	36	2	0	0	0	113	3.5
5	D	BRAD BOMBARDIR	58	22:01	1	14	15	15	16	1	0	0	0	55	1.8
2	D	WILLIE MITCHELL	69	21:28	2	12	14	13	84	0	1	1	0	67	3.0
77	D	LUBOMIR SEKERAS	60	18:52	2	9	11	-12	30	1	0	1	0	50	4.0
28	LW	JEREMY STEVENSON	32	10:48	5	6	11	6	69	1	0	1	0	29	17.2
55	D	NICK SCHULTZ	75	18:28	3	7	10	11	23	0	0	1	0	70	4.3
16	RW	BILL MUCKALT	8	13:00	5	3	8	5	6	0	0	0	0	13	38.5
12	L	MATT JOHNSON	60	7:24	3	5	8	-8	201	0	0	1	0	24	12.5
14	C	DARBY HENDRICKSON	28	15:16	1	5	6	-3	8	0	0	0	0	34	2.9
23	D	JASON MARSHALL	45	11:24	1	5	6	4	69	0	0	0	0	40	2.5
4	D	BRAD BROWN	57	9:14	0	1	1	-1	90	0	0	0	0	10	0.0
19	LW	STEPHANE VAILLEUX*	38	12:08	3	2	5	-6	23	1	0	0	0	52	5.8
3	D	LADISLAV BENYSEK	14	11:26	0	0	0	-3	8	0	0	0	0	7	0.0
27	RW	KYLE WANVIG*	7	9:14	1	0	1	0	13	0	0	0	0	5	20.0
25	C	RICKARD WALLIN*	4	7:44	1	0	1	1	0	0	0	1	0	1	100.0
9	LW	HNAT DOMENICHELLI	1	11:11	0	0	0	0	0	0	0	0	0	1	0.0
6	LW	JEAN-GUY TRUDEL	1	5:37	0	0	0	0	2	0	0	0	0	0	0.0
38	D	CURTIS MURPHY	1	8:56	0	0	0	0	0	0	0	0	0	0	0.0

#	GOALTENDER	GP	W	L	T	SA	GA	GAA	SV	SV%	SO	A	PIM	MIN
30	DWAYNE ROLOSON	50	23	16	8	1,334	98	2.00	1,236	.927	4	1	4	2,945
35	MANNY FERNANDEZ	34	19	13	2	972	74	2.24	898	.924	2	1	6	1,979
31	DIETER KOCHAN	1	0	1	0	28	5	5.00	23	.821	0	0	0	60

* Rookie

GAME	DATE	OPPONENT	RESULT	W	L	T	OTL	RECORD	PTS	DIVISION/ CONF. RANK	WILD GOALS (BY #)	WILD GOALTENDERS	ATT.
1	10/11	Boston	5-1	W				1-0-0-0	2	1st/2nd	18p,37,15,33,34s	Fernandez	*18,568
2	10/12	@ St. Louis	2-2				T	1-0-1-0	3	2nd/5th	7p,15p	Roloson	16,294
3	10/15	Florida	4-1	W				2-0-1-0	5	1st/2nd	16,24s,5p,16	Fernandez	*18,064
4	10/17	Dallas	3-1	W				3-0-1-0	7	1st/1st	10p,10,16	Fernandez	*18,568
5	10/19	Detroit	3-5	L				3-1-1-0	7	2nd/5th	37,16,24	Roloson	*19,344
6	10/22	Calgary	4-3	W				4-1-1-0	9	1st/1st	16,10p,24,7p	Fernandez	*18,064
7	10/24	@ Chicago	3-2	W				5-1-1-0	11	1st/1st	11,15p,15	Roloson	11,137
8	10/26	@ Arizona	6-1	W				6-1-1-0	13	1st/1st	15p,10,11,10,37,15p	Fernandez	10,236
9	10/27	@ Colorado	3-3				T	6-1-2-0	14	1st/1st	19p,11,24	Roloson	18,007
10	10/29	Colorado	3-2	W				7-1-2-0	16	1st/1st	10p,33,77	Fernandez	*18,568
11	10/31	San Jose	2-1	W				8-1-2-0	18	1st/1st	33,33	Roloson	*18,064
12	11/2	Vancouver	2-4	L				8-2-2-0	18	1st/1st	10,7	Fernandez	*18,568
13	11/4	@ Los Angeles	5-2	W				9-2-2-0	20	1st/1st	10p,10s,7,10,24	Roloson	15,693
14	11/7	@ Arizona	1-4	L				9-3-2-0	20	1st/1st	11	FERNANDEZ, Roloson	11,107
15	11/9	@ San Jose	4-2	W				10-3-2-0	22	1st/2nd	7p,10,96p,37	Roloson	17,496
16	11/10	@ Anaheim	0-1	L				10-4-2-0	22	1st/2nd	-	Fernandez	14,070
17	11/12	Edmonton	2-3	L				10-5-2-0	22	1st/2nd	15,11p	Roloson	*18,064
18	11/14	Pittsburgh	1-1				T	10-5-3-0	23	1st/2nd	18	Fernandez	*18,568
19	11/16	Washington	1-0	W				11-5-3-0	25	1st/2nd	11	Roloson	*18,568
20	11/19	Los Angeles	2-2				T	11-5-4-0	26	1st/2nd	10,33	Roloson	*18,064
21	11/21	@ Washington	4-3	W				12-5-4-0	28	2nd/4th	24,19,15p,11	Roloson	12,838
22	11/23	Nashville	4-2	W				13-5-4-0	30	2nd/3rd	15,10,10p,10	Fernandez	*18,568
23	11/25	Vancouver	1-2	L				13-6-4-0	30	2nd/3rd	15	Fernandez	*18,064
24	11/27	@ Dallas	0-5	L				13-7-4-0	30	2nd/4th	-	Fernandez	18,532
25	11/29	Colorado	2-2				T	13-7-5-0	31	2nd/4th	18p,24	Roloson	*18,568
26	12/3	@ Edmonton	1-2				OTL	13-7-5-1	32	1st/3rd	11	Fernandez	15,527
27	12/5	@ Calgary	1-1				T	13-7-6-1	33	1st/2nd	15	Roloson	14,118
28	12/7	@ Vancouver	4-2	W				14-7-6-1	35	2nd/4th	17p,10,10,10	Roloson	18,422
29	12/10	Tampa Bay	5-3	W				15-7-6-1	37	2nd/4th	96p,18,37,10,2s	Fernandez	*18,064
30	12/12	@ Detroit	3-2	W				16-7-6-1	39	1st/2nd	37,18,25	Roloson	20,058
31	12/14	@ Nashville	1-3	L				16-8-6-1	39	2nd/4th	15p	Fernandez	14,224
32	12/15	Carolina	2-1	L				17-8-6-1	41	2nd/4th	7,17p	Roloson	*18,568
33	12/17	Edmonton	4-3	W				18-8-6-1	43	2nd/3rd	27,10,18,18	Fernandez	*18,568
34	12/19	NY Islanders	2-4	L				18-9-6-1	43	2nd/4th	33,7	Roloson	*18,568
35	12/21	@ Colorado	2-4	L				18-10-6-1	43	2nd/4th	10,34p	Fernandez	18,007
36	12/23	Calgary	2-3	L				18-11-6-1	43	2nd/5th	18s,10	Roloson	*18,568
37	12/26	@ Chicago	2-2				T	18-11-7-1	44	2nd/4th	37,19	Roloson	18,863
38	12/28	@ Buffalo	4-3	W				19-11-7-1	46	2nd/4th	10,17p,34,24	Fernandez	12,006
39	12/31	Anaheim	4-1	W				20-11-7-1	48	2nd/4th	28,55,12,24	Roloson	*18,568
40	1/2	@ Edmonton	2-1	W				21-11-7-1	50	2nd/5th	20,34	Fernandez	16,839
41	1/4	@ Calgary	2-3	L				21-12-7-1	50	2nd/5th	20p,15	Roloson	15,974
42	1/6	Los Angeles	2-3	L				21-13-7-1	50	2nd/5th	33p,11	Fernandez, ROLOSON	*18,568
43	1/8	Columbus	1-2	L				21-14-7-1	50	2nd/6th	96	Roloson	*18,568
44	1/10	Arizona	2-1	W				22-14-7-1	52	2nd/5th	20p,7p	Roloson	*18,568
45	1/14	Buffalo	0-1	L				22-15-7-1	52	2nd/5th	-	Roloson	*18,568
46	1/16	Vancouver	5-2	W				23-15-7-1	54	2nd/5th	18,11p,28,11,10	Roloson	*18,568
47	1/18	Anaheim	0-1	L				23-16-7-1	54	2nd/5th	-	Roloson	*18,568
48	1/20	@ Anaheim	2-1	W				24-16-7-1	56	2nd/5th	55,24	Roloson	13,331
49	1/23	@ Los Angeles	2-1	W				25-16-7-1	58	2nd/5th	96p,10	Roloson	16,480
50	1/25	@ San Jose	1-4	L				25-17-7-1	58	2nd/5th	10	Roloson	17,496
51	1/28	@ Vancouver	2-2				T	25-17-8-1	59	2nd/5th	55,33	Roloson	18,422
52	1/29	@ Edmonton	1-5	L				25-18-8-1	59	2nd/5th	34	Kochan	16,469
53	2/5	Chicago	2-1	W				26-18-8-1	61	3rd/6th	17p,37	Roloson	*18,568
54	2/7	San Jose	4-3	W				27-18-8-1	63	3rd/6th	18,11,7p,24s	Roloson	*18,568
55	2/9	@ New Jersey	2-3	L				27-19-8-1	63	2nd/5th	96p,11	Roloson	16,744
56	2/10	@ Philadelphia	1-0	W				28-19-8-1	65	3rd/6th	11	Fernandez	19,143
57	2/12	Philadelphia	2-0	W				29-19-8-1	67	3rd/6th	7p,37	Roloson	*18,568
58	2/14	Arizona	2-3	L				29-20-8-1	67	3rd/6th	18s,7	Fernandez	*18,568
59	2/15	@ Colorado	2-3	L				29-21-8-1	67	3rd/7th	34,11	Fernandez	18,007
60	2/19	NY Rangers	2-4	L				29-22-8-1	67	3rd/7th	15p,33p	Roloson	*18,568
61	2/23	St. Louis	3-1	W				30-22-8-1	69	3rd/6th	37,37,17s	Fernandez	*18,568
62	2/25	@ Ottawa	3-0	W				31-22-8-1	71	3rd/7th	18,77p,10	Roloson	17,371
63	2/27	@ Montreal	6-3	W				32-22-8-1	73	3rd/6th	18,37,33p,10,7,7	Fernandez	21,273
64	3/1	@ St. Louis	0-2	L				32-23-8-1	73	3rd/6th	-	Roloson	19,645
65	3/4	New Jersey	3-2	W				33-23-8-1	75	3rd/6th	15,20,2	Fernandez	*18,568
66	3/6	@ Nashville	2-2				T	33-23-9-1	76	3rd/6th	33,11p	Fernandez	13,540
67	3/7	@ Carolina	0-1	L				33-24-9-1	76	3rd/6th	-	Roloson	13,224
68	3/9	@ Atlanta	6-4	W				34-24-9-1	78	3rd/7th	34p,33,37,11,11,28	Roloson, FERNANDEZ	15,484
69	3/12	Dallas	4-2	W				35-24-9-1	80	3rd/6th	14,17s,15p,24	Fernandez	*18,568
70	3/14	Nashville	3-1	W				36-24-9-1	82	3rd/6th	96,34p,7	Roloson	*18,568
71	3/15	@ Columbus	0-5	L				36-25-9-1	82	3rd/6th	-	FERNANDEZ, Roloson	18,136
72	3/17	@ Tampa Bay	3-3				T	36-25-10-1	83	3rd/7th	12,10,15p	Roloson	18,196
73	3/19	@ Florida	3-1	W				37-25-10-1	85	3rd/6th	24,33,11p	Roloson	15,344
74	3/21	@ Dallas	3-2	W				38-25-10-1	87	3rd/7th	28,11p,37	Fernandez	18,532
75	3/23	Detroit	4-0	W				39-25-10-1	89	3rd/7th	12,33,24,28p	Roloson	*18,568
76	3/25	@ Detroit	0-4	L				39-26-10-1	89	3rd/7th	-	Roloson	20,058
77	3/26	St. Louis	0-1	L				39-27-10-1	89	3rd/6th	-	Fernandez	*18,568
78	3/28	Chicago	4-3	W				40-27-10-1	91	3rd/7th	33,23,7,18	Roloson	*18,568
79	3/31	Calgary	3-0	W				41-27-10-1	93	3rd/6th	7p,96p,24p	Fernandez	*18,568
80	4/2	@ Columbus	0-3	L				41-28-10-1	93	3rd/7th	-	Roloson	*18,568
81	4/3	@ Toronto	1-2	L				41-29-10-1	93	3rd/7th	11p	Fernandez	*18,568
82	4/6	Columbus	4-3	W				42-29-10-1	95	3rd/6th	17,15,7p,10	Roloson	*18,568



#	POS	PLAYER	GP	TOI/G	G	A	PTS	+/-	PIM	PP	SH	GW	GTG	SOG	SH%
15	LW	ANDREW BRUNETTE	81	16:02	21	48	69	-4	18	10	0	2	1	106	19.8
10	LW	MARIAN GABORIK	78	16:47	30	37	67	0	34	10	0	4	1	221	13.6
34	C	JIM DOWD	82	15:34	13	30	43	-14	54	5	0	1	0	111	11.7
33	RW	SERGEI ZHOLTOK	73	16:04	19	20	39	-10	28	1	0	2	1	146	13.0
24	LW	ANTTI LAAKSONEN	82	16:20	16	17	33	-5	22	0	0	1	0	104	15.4
37	C	WES WALZ	64	16:42	10	20	30	0	43	0	2	5	0	97	10.3
11	LW	PASCAL DUPUIS*	76	15:08	15	12	27	-10	16	3	2	0	0	154	9.7
18	C	RICHARD PARK	63	16:28	10	15	25	-1	10	2	1	2	0	115	8.7
14	C	DARBY HENDRICKSON	68	16:43	9	15	24	-22	50	2	2	1	0	79	11.4
17	D	FILIP KUBA	62	25:30	5	19	24	-6	32	3	0	1	0	101	5.0
77	D	LUBOMIR SEKERAS	69	22:37	4	20	24	-7	38	4	0	1	0	82	4.9
22	RW	STACY ROEST	58	15:50	10	11	21	-3	8	1	4	2	1	98	10.2
44	C	AARON GAVEY	71	11:55	6	11	17	-21	38	1	0	0	0	75	8.0
2	D	WILLIE MITCHELL	68	21:25	3	10	13	-16	68	0	0	1	0	67	4.5
23	D	JASON MARSHALL	80	16:18	5	6	11	-8	148	1	0	0	0	73	6.8
55	D	NICK SCHULTZ*	52	16:08	4	6	10	0	14	1	0	1	0	47	8.5
3	D	LADISLAV BENYSEK	74	19:09	1	7	8	-12	28	0	0	0	0	44	2.3
9	LW	HNAT DOMENICHELLI	27	12:40	1	5	6	-5	10	0	0	0	0	57	1.8
25	D	ANDY SUTTON	19	10:57	2	4	6	-4	35	1	0	0	0	21	9.5
18	C	SEBASTIEN BORDELEAU	14	13:35	1	4	5	-1	8	0	0	0	0	25	4.0
26	RW	TONY VIRTA	8	13:23	2	3	5	0	0	0	0	0	0	15	13.3
12	LW	MATT JOHNSON	60	7:23	4	0	4	-13	183	0	0	1	0	23	0.0
4	D	BRAD BROWN	51	15:54	0	4	4	-11	123	0	0	0	0	23	17.4
5	D	BRAD BOMBARDIR	28	20:33	1	2	3	-6	14	1	0	0	0	24	4.2
31	C	ROMAN SIMICEK	6	13:16	2	0	2	1	8	0	0	0	0	28	0.0
23	RW	SERGEI KRIVOKRASOV	9	12:13	1	1	2	-1	17	0	0	1	0	13	7.7
36	LW	SYLVAIN BLOUIN	43	9:51	0	2	2	-11	130	0	0	0	0	4	50.0
6	D	MIKE MATTEUCCI	3	10:06	0	0	0	1	2	0	0	0	0	0	0.0
39	D	TRAVIS ROCHE*	4	12:30	0	0	0	-1	2	0	0	0	0	0	0.0
19	D	DAVID CULLEN*	17	14:02	0	0	0	-8	6	0	0	0	0	1	0.0

#	GOALTENDER	GP	W	L	T	SA	GA	GAA	SV	SV%	SO	A	PIM	MIN
31	DEREK GUSTAFSON	1	0	0	0	7	0	0.00	7	1.000	0	0	0	26
30	DWAYNE ROLOSON	45	14	20	7	1,132	112	2.68	1,020	.901	5	0	8	2,506
35	MANNY FERNANDEZ	44	12	24	5	1,157	125	.892	1,032	.892	1	0	4	2,463

* Rookie

GAME	DATE	OPPONENT	RESULT	W	L	T	OTL	RECORD	PTS	DIVISION/ CONF. RANK	WILD GOALS (BY #)	WILD GOALTENDERS	ATT.
1	10/6	@ San Jose	0-0				T	0-0-1-0	1	4th/1-11th		Rolosen	16,774
2	10/7	@ Los Angeles	4-3	W				1-0-1-0	3	2nd/3rd	15, 22, 71, 2	Fernandez	16,354
3	10/10	BOSTON	2-1	W				2-0-1-0	5	2nd/2nd	22, 22	Fernandez	*18,568
4	10/12	CHICAGO	6-4	W				3-0-1-0	7	1-1st/1-1st	42, 34, 22, 17, 15, 42	Rolosen	*18,568
5	10/14	EDMONTON	3-3				T	3-0-2-0	8	3rd/1-3rd	77, 22, 10	Fernandez	*18,064
6	10/16	SAN JOSE	3-3				T	3-0-3-0	9	1-1st/1-2nd	10, 34, 24	Rolosen	*18,064
7	10/19	ST. LOUIS	3-2				OTL	3-0-3-1	10	3rd/4th	33, 44	Fernandez	*18,568
8	10/24	CAROLINA	3-7				L	3-1-3-1	10	1-3rd/1-5th	34, 15, 10	FERNANDEZ, Rolosen	*18,064
9	10/27	@ Calgary	2-4				L	3-2-3-1	10	4th/10th	10, 12	Rolosen	14,088
10	10/30	@ Nashville	4-2	W				4-2-3-1	12	4th/1-7th	14, 15, 25, 14	Rolosen	12,522
11	10/31	NASHVILLE	4-6				L	4-3-3-1	12	4th/10th	31, 37, 34, 10	Fernandez	*18,064
12	11/2	COLORADO	4-2	W				5-3-3-1	14	1-3rd/1-8th	15, 24, 34, 31	Rolosen	*19,014
13	11/4	EDMONTON	0-2				L	5-4-3-1	14	1-3rd/9th		Rolosen	*18,064
14	11/6	@ N.Y. Rangers	1-3				L	5-5-3-1	14	4th/10th	11	Fernandez	17,454
15	11/8	@ Boston	5-3	W				6-5-3-1	16	3rd/1-7th	34, 17, 15, 33, 15	Rolosen	12,235
16	11/11	VANCOUVER	0-5				L	6-6-3-1	16	3rd/9th		FERNANDEZ, Rolosen	*18,568
17	11/13	ATLANTA	4-2	W				7-6-3-1	18	3rd/1-7th	10, 10, 10, 11	Rolosen	*18,064
18	11/14	@ Colorado	0-1				L	7-7-3-1	18	3rd/1-7th		Rolosen	18,007
19	11/16	@ Detroit	3-8				L	7-8-3-1	18	5th/11th	18, 44, 15	ROLOSON, Fernandez	20,058
20	11/18	LOS ANGELES	2-2				T	7-8-4-1	19	5th/11th	33, 10	Rolosen	*18,064
21	11/20	@ Arizona	1-2				OTL	7-8-4-2	20	1-4th/1-10th	10	Rolosen	10,480
22	11/21	@ San Jose	2-0	W				8-8-4-2	22	1-3rd/1-7th	14, 34	Fernandez	17,496
23	11/23	ARIZONA	5-2	W				9-8-4-2	24	3rd/1-6th	34, 11, 37, 10, 10	Rolosen	*18,568
24	11/25	DALLAS	3-4				L	9-9-4-2	24	1-4th/1-7th	34, 77, 11	Rolosen	*19,042
25	11/27	VANCOUVER	2-1	W				10-9-4-2	26	3rd/1-6th	33, 11	Fernandez	*18,064
26	11/29	FLORIDA	6-0	W				11-9-4-2	28	3rd/1-6th	55, 11, 33, 24, 10, 44	Rolosen	*18,064
27	12/2	ST. LOUIS	4-4				T	11-9-5-2	29	3rd/8th	3, 14, 11, 15	Rolosen	*18,568
28	12/5	@ Chicago	2-4				L	11-10-5-2	29	4th/10th	77, 2	Fernandez	11,085
29	12/8	@ Philadelphia	1-5				L	11-11-5-2	29	4th/10th	37	ROLOSON, Fernandez	19,548
30	12/10	@ Montreal	0-4				L	11-12-5-2	29	4th/10th		Fernandez	17,727
31	12/14	@ Pittsburgh	5-2	W				12-12-5-2	31	4th/10th	33, 33, 10, 11, 37	Fernandez	13,378
32	12/16	COLORADO	2-3				OTL	12-12-5-3	32	1-4th/1-9th	34, 14	Rolosen	*18,568
33	12/18	ANAHEIM	1-5				L	12-13-5-3	32	1-4th/1-11th	15	Fernandez	*18,568
34	12/22	@ Vancouver	2-1	W				13-13-5-3	34	4th/11th	33, 37	Fernandez	16,337
35	12/23	@ Colorado	3-6				L	13-14-5-3	34	4th/11th	34, 15, 44	Rolosen	18,007
36	12/26	DETROIT	3-3				T	13-14-6-3	35	4th/11th	23, 18, 2	Fernandez	*18,568
37	12/28	@ Edmonton	2-3				L	13-15-6-3	35	4th/11th	44, 15	Rolosen	16,839
38	12/29	@ Calgary	3-4				L	13-16-6-3	35	5th/12th	23, 11, 12	Fernandez	16,730
39	12/31	@ Detroit	2-4				L	13-17-6-3	35	5th/12th	14, 10	Fernandez	20,058
40	1/2	TAMPA BAY	2-0	W				14-17-6-3	37	4th/11th	10, 14	Rolosen	*18,568
41	1/4	NASHVILLE	2-1	W				15-17-6-3	39	4th/1-10th	15, 77	Fernandez	*18,568
42	1/6	BUFFALO	1-4				L	15-18-6-3	39	5th/12th	24	Rolosen	*18,568
43	1/8	MONTREAL	4-2	W				16-18-6-3	41	4th/11th	24, 37, 37, 33	Fernandez	*18,568
44	1/10	@ Nashville	2-2				T	16-18-7-3	42	4th/11th	33, 33	Rolosen	12,734
45	1/11	ANAHEIM	2-2				T	16-18-8-3	43	4th/11th	17, 24	Fernandez	*18,568
46	1/13	DALLAS	1-3				L	16-19-8-3	43	1-4th/1-11th	24	Fernandez	*18,568
47	1/15	@ Carolina	0-2				L	16-20-8-3	43	5th/12th		Rolosen	10,712
48	1/18	@ Columbus	3-1	W				17-20-8-3	45	1-4th/1-11th	17, 17, 10	Fernandez	18,136
49	1/19	@ Ottawa	1-4				L	17-21-8-3	45	5th/12th	37	Fernandez	17,398
50	1/23	@ Anaheim	2-3				OTL	17-21-8-4	46	5th/12th	18, 10	Rolosen	9,511
51	1/24	@ Los Angeles	1-4				L	17-22-8-4	46	5th/13th	55	Fernandez	15,917
52	1/26	NEW JERSEY	2-2				T	17-22-9-4	47	5th/1-12th	14, 22	Rolosen	*18,568
53	1/28	CALGARY	2-3				OTL	17-22-9-5	48	5th/12th	33, 15	Fernandez	*18,568
54	1/30	LOS ANGELES	0-2				L	17-23-9-5	48	5th/13th		Rolosen	*18,568
55	2/5	@ Toronto	1-3				L	17-24-9-5	48	5th/13th	11	Fernandez	19,217
56	2/6	@ Washington	1-2				L	17-25-9-5	48	5th/14th	18	Rolosen	16,224
57	2/8	COLORADO	0-6				L	17-26-9-5	48	5th/14th		FERNANDEZ, Rolosen	*18,568
58	2/10	N.Y. ISLANDERS	4-3	W				18-26-9-5	50	5th/13th	11, 18, 33, 33	Rolosen	*18,568
59	2/12	@ Columbus	3-3				T	18-26-10-5	51	5th/13th	33, 23, 33	Fernandez	18,136
60	2/13	DETROIT	0-2				L	18-27-10-5	51	5th/1-13th		Rolosen	*18,568
61	2/27	@ Anaheim	5-3	W				19-27-10-5	53	5th/13th	23, 55, 5, 12, 24	Rolosen	10,022
62	3/2	@ Vancouver	3-6				L	19-28-10-5	53	5th/13th	12, 22, 34	FERNANDEZ, Rolosen	18,422
63	3/5	N.Y. RANGERS	2-3				OTL	19-28-10-6	54	5th/13th	10, 24	Rolosen	*18,568
64	3/7	@ St. Louis	3-0	W				20-28-10-6	56	5th/13th	24, 10, 10	Rolosen	18,792
65	3/8	@ Dallas	5-3	W				21-28-10-6	58	5th/13th	10, 14, 15, 22, 11	Fernandez	18,532
66	3/10	COLUMBUS	5-0	W				22-28-10-6	60	5th/13th	10, 10, 11, 10, 33	Rolosen	*18,568
67	3/12	OTTAWA	3-4				OTL	22-28-10-7	61	5th/1-12th	18, 15, 11	Fernandez	*18,064
68	3/17	ARIZONA	2-2				T	22-28-11-7	62	5th/12th	10, 10	Fernandez	*18,568
69	3/18	CALGARY	4-2	W				23-28-11-7	64	5th/12th	22, 18, 18, 24	Rolosen	*18,064
70	3/20	COLUMBUS	1-3				L	23-29-11-7	64	5th/12th	15	Fernandez	*18,064
71	3/23	@ N.Y. Islanders	1-2				L	23-30-11-7	64	5th/12th		Fernandez	16,234
72	3/26	@ St. Louis	2-1	W				24-30-11-7	66	5th/12th	24, 37	Fernandez	16,469
73	3/27	@ Atlanta	4-2	W				25-30-11-7	68	5th/12th	10, 22, 15, 24	Rolosen	13,039
74	3/29	CHICAGO	1-3				L	25-31-11-7	68	5th/12th	10	Fernandez	*19,004
75	3/31	@ Chicago	1-2				L	25-32-11-7	68	5th/12th	23	Fernandez	14,835
76	4/2	@ Edmonton	1-2				OTL	25-32-11-8	69	5th/12th	18	Fernandez	16,839
77	4/4	@ Calgary	3-4				L	25-33-11-8	69	5th/12th	26, 33, 9	Fernandez	13,831
78	4/5	@ Vancouver	4-5				OTL	25-33-11-9	70	5th/12th	55, 26, 44, 24	Rolosen	18,160
79	4/8	SAN JOSE	3-1	W				26-33-11-9	72	5th/12th	11, 18, 33	Fernandez	*18,568
80	4/10	@ Dallas	4-4				OTL	26-33-12-9	73	5th/12th	10, 24, 34, 15	Fernandez, ROLOSON	18,532
81	4/12	@ Arizona	1-7				L	26-34-12-9	73	5th/12th	11	ROLOSON, Gustafson	16,210
82	4/14	EDMONTON	2-4				L	26-35-12-9	73	5th/12th	15, 24	Rolosen	*18,568



#	POS	PLAYER	GP	TOI/G	G	A	PTS	+/-	PIM	PP	SH	GW	GTG	SOG	SH%
18	C	SCOTT PELLERIN	58	18:40	11	28	39	6	45	2	2	2	0	117	9.4
10	LW	MARIAN GABORIK*	71	15:26	18	18	36	-6	32	6	0	3	0	179	10.1
77	D	LUBOMIR SEKERAS	80	21:13	11	23	34	-8	52	4	0	2	0	102	10.8
37	C	WES WALZ	82	16:45	18	12	30	-8	37	0	7	3	0	152	11.8
17	D	FILIP KUBA*	75	24:16	9	21	30	-6	28	4	0	4	1	141	6.4
14	C	DARBY HENDRICKSON	72	15:50	18	11	29	1	36	3	1	1	1	114	15.8
34	C	JIM DOWD	68	17:50	7	22	29	-6	80	0	0	0	1	92	7.6
24	LW	ANTTI LAAKSONEN	82	16:27	12	16	28	-7	24	0	2	1	0	129	9.3
22	C	STACY ROEST	76	14:01	7	20	27	3	20	1	0	1	0	125	5.6
44	C	AARON GAVEY	75	14:00	10	14	24	-8	52	1	0	2	0	100	10.0
25	RW	SERGEI KRIVOKRASOV	54	13:05	7	15	22	-1	20	2	0	1	0	107	6.5
21	D	SEAN O'DONNELL	63	23:00	4	12	16	-2	128	1	0	1	0	58	6.9
5	D	BRAD BOMBARDIR	70	20:50	0	15	15	-6	42	0	0	0	0	81	0.0
21	LW	CAM STEWART	54	13:12	4	9	13	-3	18	0	1	0	1	61	6.6
20	RW	MAXIM SUSHINSKY	30	14:01	7	4	11	-7	29	3	0	0	0	62	11.3
19	RW	JEFF NIELSEN	59	13:33	3	8	11	-16	4	1	0	1	0	82	3.7
2	D	WILLIE MITCHELL*	17	20:49	1	7	8	4	11	0	0	0	0	16	6.3
42	D	ANDY SUTTON	69	12:55	3	4	7	-11	131	2	0	0	0	64	4.7
3	D	LADISLAV BENYSEK*	71	18:25	2	5	7	-11	38	1	0	0	0	48	4.2
45	LW	PETER BARTOS	13	13:55	4	2	6	2	6	1	0	1	0	18	22.2
16	C	ROMAN SMICEK	28	12:44	2	4	6	-4	21	0	0	0	0	14	14.3
36	LW	SYLVAIN BLOUIN	41	9:54	3	2	5	-5	117	0	0	0	0	37	8.1
7	D	CURTIS LESCHYSHYN	54	19:31	2	3	5	-2	19	1	0	1	0	43	4.7
23	LW	PAVEL PATERA	20	14:27	1	3	4	-8	4	0	0	0	0	14	7.1
12	LW	MATT JOHNSON	50	7:43	1	1	2	-6	137	0	0	0	0	21	4.8
23	LW	STEVE MCKENNA	20	7:59	1	1	2	0	19	0	0	0	0	12	8.3
11	LW	KAI NURMINEN	2	15:34	1	0	1	-1	2	0	0	0	0	1	100
11	LW	PASCAL DUPOIS*	4	15:36	1	0	1	0	4	1	0	0	0	8	12.5
15	D	J.J. DAIGNEAULT	1	11:38	0	0	0	-1	2	0	0	0	0	0	0.0
6	D	TRAVIS ROCHE*	1	15:22	0	0	0	0	0	0	0	0	0	0	0.0
40	D	CHRIS ARMSTRONG*	3	18:06	0	0	0	-3	0	0	0	0	0	4	0.0
26	RW	CHRISTIAN MATTE*	3	13:21	0	0	0	0	2	0	0	0	0	8	0.0
28	D	MIKE MATTEUCCI	3	11:29	0	0	0	-2	2	0	0	0	0	3	0.0
32	C	BRIAN BONIN	7	9:46	0	0	0	-3	0	0	0	0	0	7	0.0
#	GOALTENDER		GP	W	L	T	SA	GA	GAA	SV	SV%	SO	A	PIM	MIN
35	MANNY FERNANDEZ		42	19	17	4	1,147	92	2.24	1,055	.920	4	1	6	2,461
30	DEREK GUSTAFSON		4	1	3	0	97	10	2.51	87	.897	0	0	0	239
29	JAMIE MCLENNAN		38	5	23	9	1,032	98	2.64	934	.905	2	1	4	2,230
31	ZAC BIERK		1	0	1	0	27	6	6.00	21	.778	0	0	2	60

* Rookie

GAME	DATE	OPPONENT	RESULT	W	L	T	OTL	RECORD	PTS	DIVISION/ CONF. RANK	WILD GOALS (BY #)	WILD GOALTENDERS	ATT.
1	10/6	@ Anaheim	1-3	L				0-1-0-0	0	0/0	10	McLennan	16,520
2	10/7	@ Arizona	1-4	L				0-2-0-0	0	5th/14th	34	Fernandez	13,089
3	10/11	PHILADELPHIA	3-3		T			0-2-1-0	1	5th/14th	14, 10, 37	Fernandez	*18,827
4	10/13	@ St. Louis	0-2	L				0-3-1-0	1	4th/14th		McLennan	19,576
5	10/15	EDMONTON	3-5	L				0-4-1-0	1	5th/15th	77, 20, 20	McLennan	*18,064
6	10/18	TAMPA BAY	6-5	W				1-4-1-0	3	5th/15th	20, 21, 20, 33, 10, 10	McLennan	*18,064
7	10/20	SAN JOSE	1-3	L				1-5-1-0	3	5th/14th	12	McLennan	*18,064
8	10/22	FLORIDA	0-0		T			1-5-2-0	4	5th/14th		McLennan	*18,064
9	10/24	@ Montreal	2-2		T			1-5-3-0	5	5th/14th	37, 24	McLennan	19,011
10	10/25	@ Toronto	1-6	L				1-6-3-0	5	5th/14th	37	McLENNAN, Fernandez	19,114
11	10/27	CALGARY	3-1	W				2-6-3-0	7	5th/14th	14, 17, 44	Fernandez	*18,064
12	10/29	CHICAGO	2-3	L				2-7-3-0	7	5th/13th	10, 33	Fernandez	*18,064
13	11/3	@ Edmonton	0-3	L				2-8-3-0	7	4th/13th		McLennan	12,811
14	11/5	@ Calgary	3-2	W				3-8-3-0	9	4th/13th	37, 37, 24	Fernandez	15,330
15	11/7	@ Colorado	0-2	L				3-9-3-0	9	4th/13th		McLennan	18,007
16	11/8	CALGARY	0-1	L				3-10-3-0	9	5th/14th		Fernandez	*18,064
17	11/10	@ Chicago	5-2	W				4-10-3-0	11	5th/15th	21, 17, 10, 22, 24	Fernandez	15,348
18	11/12	EDMONTON	4-5			OTL		4-10-3-1	12	5th/15th	77, 77, 16, 22	Fernandez	*18,064
19	11/15	N.Y. RANGERS	2-3	L				4-11-3-1	12	5th/15th	11, 77	Fernandez	*18,568
20	11/17	@ Buffalo	1-3	L				4-12-3-1	12	5th/15th	45	McLennan	16,590
21	11/18	@ Boston	6-1	W				5-12-3-1	14	5th/15th	20, 77, 77, 20, 14, 45	Fernandez	14,465
22	11/22	CALGARY	1-1		T			5-12-4-1	15	5th/15th	19	McLennan	*18,064
23	11/24	CHICAGO	2-0	W				6-12-4-1	17	5th/15th	45, 20	Fernandez	*18,568
24	11/26	VANCOUVER	4-2	W				7-12-4-1	19	5th/14th	24, 24, 37, 24	Fernandez	*18,064
25	11/28	@ San Jose	1-4	L				7-13-4-1	19	4th/13th	3	McLennan	17,247
26	11/30	@ Arizona	0-2	L				7-14-4-1	19	5th/14th		Fernandez	12,447
27	12/2	@ Los Angeles	2-3	L				7-15-4-1	19	5th/14th	34, 25	Fernandez	16,270
28	12/7	@ Chicago	4-2	W				8-15-4-1	21	5th/14th	24, 44, 17, 37	Fernandez	12,644
29	12/8	ANAHEIM	0-1			OTL		8-15-4-2	22	5th/14th		McLennan	*18,064
30	12/10	NASHVILLE	1-2	L				8-16-4-2	22	5th/14th	14	McLennan	*18,064
31	12/13	CAROLINA	1-1		T			8-16-5-2	23	5th/14th	33	Fernandez	*18,064
32	12/14	@ Washington	1-2	L				8-17-5-2	23	5th/14th	44	McLennan	11,392
33	12/17	DALLAS	6-0	W				9-17-5-2	25	5th/14th	19, 10, 45, 14, 77, 14	Fernandez	*18,834
34	12/20	OTTAWA	2-2		T			9-17-6-2	26	5th/14th	14, 14	McLennan	*18,064
35	12/22	LOS ANGELES	4-3	W				10-17-6-2	29	5th/14th	37, 25, 34, 22	Fernandez	*18,564
36	12/27	@ Detroit	5-3	W				11-17-6-2	30	5th/14th	10, 33, 33, 27, 24	Fernandez	19,995
37	12/29	Arizona	2-2		T			11-17-7-2	31	5th/14th	42, 34	McLennan	*18,568
38	12/31	ANAHEIM	3-2	W				12-17-7-2	33	5th/14th	33, 44, 77	Fernandez	*18,064
39	1/3	ATLANTA	1-1		T			12-17-8-2	34	5th/14th	4	McLennan	*18,064
40	1/5	DETROIT	3-2	W				13-17-8-2	36	5th/14th	19, 17, 17	Fernandez	*18,568
41	1/6	@ St. Louis	1-5	L				13-18-8-2	36	5th/13th	42	McLENNAN, Fernandez	19,913
42	1/10	WASHINGTON	3-0	W				14-18-8-2	38	5th/13th	44, 33, 22	Fernandez	*18,064
43	1/12	COLORADO	0-5	L				14-19-8-2	38	5th/13th		Fernandez	*18,815
44	1/14	@ N.Y. Rangers	2-4	L				14-20-8-2	38	5th/13th	25, 44	Fernandez	18,200
45	1/15	@ Columbus	0-3	L				14-21-8-2	38	5th/13th		Fernandez	17,154
46	1/17	COLUMBUS	3-2	W				15-21-8-2	40	5th/13th	10, 17, 27	Fernandez	*18,064
47	1/19	N.Y. ISLANDERS	3-2	W				16-21-8-2	42	5th/13th	14, 24, 37	McLennan	*18,568
48	1/21	NEW JERSEY	2-4	L				16-22-8-2	42	5th/13th	27, 3	Fernandez	*18,568
49	1/24	@ Anaheim	5-0	W				17-22-8-2	44	5th/13th	25, 16, 37, 33, 16	Fernandez	11,692
50	1/27	@ Los Angeles	4-1	W				18-22-8-2	46	5th/13th	42, 37, 10, 10	Fernandez	18,118
51	1/30	@ Vancouver	2-3		OTL			18-22-8-3	47	5th/13th	10, 44	McLennan	13,948
52	2/6	@ Tampa Bay	4-2	W				19-22-8-3	49	5th/13th	14, 10, 33, 25	McLennan	11,122
53	2/7	@ Florida	1-2	L				19-23-8-3	49	5th/12th	14	Fernandez	12,422
54	2/9	@ Dallas	2-1	W				20-23-8-3	51	5th/13th	34, 10	Fernandez	17,001
55	2/11	PITTSBURGH	4-2	W				21-23-8-3	53	5th/13th	34, 22, 4, 37	McLennan	*18,568
56	2/14	@ Pittsburgh	1-2	L				21-24-8-3	53	5th/12th	37	Fernandez	16,997
57	2/16	LOS ANGELES	0-4	L				21-25-8-3	53	5th/12th		McLennan	*18,568
58	2/18	SAN JOSE	3-1	W				22-25-8-3	55	5th/13th	24+, 33, 36	Fernandez	*18,568
59	2/21	@ Dallas	2-6	L				22-26-8-3	55	5th/13th	77, 36	Fernandez	17,001
60	2/23	@ Colorado	1-4	L				22-27-8-3	55	5th/13th	36	McLennan	18,007
61	2/24	@ Nashville	1-2	L				22-28-8-3	55	5th/13th	27	Fernandez	17,113
62	2/26	VANCOUVER	2-5	L				22-29-8-3	55	5th/13th	14, 33	McLennan	*18,064
63	3/1	@ Calgary	1-1		T			22-29-9-3	56	5th/13th	10	Fernandez	16,266
64	3/2	@ Edmonton	1-3	L				22-30-9-3	56	5th/13th	24	McLennan	16,280

LESTER PATRICK TROPHY

Presented by the NHL and USA Hockey since 1966 to honor a recipient's contribution to ice hockey in the U.S.

- Bob Naegele, Jr. (2008)

BILL MASTERTON MEMORIAL TROPHY

Selected by the Professional Hockey Writers' Association, awarded annually to the NHL player who best exemplifies the qualities of perseverance, sportsmanship, and dedication to ice hockey.

- Josh Harding (2013)

JACK ADAMS TROPHY

Selected by the National Hockey League Broadcasters' Association, awarded annually to the NHL coach judged to have contributed the most to his team's success.

- Jacques Lemaire (2003)

FRANK J. SELKE TROPHY

Selected by the Professional Hockey Writers' Association, awarded annually to the NHL forward who demonstrates the most skill in the defensive component of the game.

- Wes Walz (2003 – Finalist)

JAMES NORRIS MEMORIAL TROPHY

Selected by the Professional Hockey Writers' Association, awarded to the NHL defenseman who demonstrates throughout the season the greatest all-round ability in the position.

- Ryan Suter (2013 – Finalist)

VEZINA TROPHY

Selected by NHL General Managers, awarded annually to the NHL goaltender judged to be the best at the position.

- Niklas Backstrom (2009 – Finalist)

WILLIAM M. JENNINGS AWARD

The NHL goaltender(s) having played a minimum of 25 games for the team with the fewest goals scored against it.

- Niklas Backstrom & Manny Fernandez (2007)

MBNA ROGER CROZIER SAVING GRACE AWARD

The goaltender having played a minimum of 25 games with the NHL's best save percentage.

- Niklas Backstrom (2007)
- Dwayne Roloson (2004)

NHL FIRST ALL-STAR TEAM

- Ryan Suter (2013)

NHL ALL-ROOKIE TEAM

- Jonas Brodin (2013)

NHL ALL-STARS

- Mikko Koivu (2012) - Did not play due to injury
- Brent Burns (2011)
- Martin Havlat (2011)
- Niklas Backstrom (2009)
- Marian Gaborik (2008)
- Brian Rolston (2007)
- Filip Kuba (2004)
- Dwayne Roloson (2004)
- Marian Gaborik (2003)

NHL ALL-STAR AWARDS

- Marian Gaborik (2003 – Fastest Skater)
- Marian Gaborik (2003 – Second Star)

NHL YOUNGSTARS

- Nick Johnson (2012)
- Pierre-Marc Bouchard (2004)
- Nick Schultz (2003)
- Marian Gaborik (2002)

OLYMPIANS**2014**

- Mikael Granlund; Finland (bronze)
- Mikko Koivu; Finland - Did not play due to injury
- Nino Niederreiter; Switzerland
- Zach Parise; USA
- Ryan Suter; USA

2010

- Niklas Backstrom; Finland (bronze)
- Martin Havlat; Czech Republic
- Mikko Koivu; Finland (bronze)
- Antti Miettinen; Finland (bronze)
- Marek Zidlicky; Czech Republic

2006

- Marian Gaborik; Slovakia
- Mikko Koivu; Finland (silver)
- Filip Kuba; Czech Republic (bronze)
- Brian Rolston; USA
- Daniel Tjarnqvist; Sweden (gold)

NHL PLAYERS OF THE MONTH

- Josh Harding (Third Star - November 2013)

NHL PLAYERS OF THE WEEK

- Manny Fernandez (12/26/05)
- Dwayne Roloson (12/15/03)
- Marian Gaborik (3/4/02)
- Marian Gaborik (10/21/02)

NHL THREE STARS OF THE WEEK

- Darcy Kuemper (Third Star - 3/3/14)
- Zach Parise (First Star - 2/3/14)
- Ryan Suter (Third Star - 1/6/14)
- Josh Harding (Third Star - 11/18/13)
- Jason Pominville (First Star - 11/4/13)
- Niklas Backstrom (Second Star - 10/20/08)
- Niklas Backstrom (Third Star - 3/4/13)
- Matt Hackett (Second Star - 12/12/11)
- Josh Harding (First Star - 11/7/11)
- Jose Theodore (Third Star - 1/10/11)
- Guillaume Latendresse (Third Star - 1/18/10)
- Niklas Backstrom (Second Star - 10/20/08)
- Marian Gaborik (First Star - 1/13/08)
- Marian Gaborik (First Star - 12/23/07)
- Niklas Backstrom (Third Star - 12/3/07)
- Niklas Backstrom (First Star - 12/19/06)



The Wild selected Alex Tuch with the 18th overall pick during the 2014 NHL Entry Draft at Wells Fargo Center on June 27, 2014 in Philadelphia, Pennsylvania. (Photo by Dave Sandford/NHL via Getty Images)

2014 NHL ENTRY DRAFT

RD	PICK	POS	PLAYER	HT	WT	BORN	CLUB (LEAGUE)
1	18	RW	Alex Tuch	6-4	221	5/10/96	USNTDP (USHL)
3	80	D	Louis Belpedio	5-10	194	5/14/96	USNTDP (USHL)
4	109	G	Kaapo Kahkonen	6-1	216	8/16/96	Espoo Jr. (Finland)
5	139	D	Tanner Faith	6-3	220	10/5/95	Kootenay (WHL)
6	160	D	Pontus Sjalin	6-0	170	6/12/96	Ostersunds Jr. (Sweden)
	167	C	Chase Lang	6-1	181	9/13/96	Calgary (WHL)
	169	C	Reid Duke	6-0	195	1/28/96	Lethbridge (WHL)
7	199	C	Pavel Jenys	6-2	184	4/2/96	Brno (Czech)

DRAFT NOTES

- Of Minnesota's 112 total draft selections, 41 have played in a regular-season Wild game.
- The Wild has selected a forward in the first round in nine of its 15 drafts and a defenseman six times. Minnesota selected forward Alex Tuch with the 18th overall selection in the 2014 NHL Entry Draft.
- Fourteen Wild draft selections skated in a game for Minnesota during the 2013-14 season. Two Wild draft selections made their NHL debuts in 2013-14: Dumba (2012), and Haula (2009).
- The Wild has selected 11 Minnesota natives in the NHL Entry Draft: Avery Peterson (Grand Rapids) in 2013, John Draeger and Louis Nanne (Edina) in 2012 and Mario Lucia (Wayzata) and Nick Seeler (Eden Prairie) in 2011. Previous selections include: Nick Leddy (Eden Prairie, 2009), Kyle Medvec (Apple Valley, 2006), Chris Hickey (St. Paul, 2006), A.J. Thelen (Savage, 2004), Michael Erickson (Elk River, 2002) and Jake Riddle (Minneapolis, 2001).
- The 2002 Entry Draft was the first draft in which the Wild selected a goaltender as Josh Harding (second round, 38th overall) and Barry Brust (third round, 73rd overall) were chosen. Overall, Minnesota has selected 12 goalies in 15 drafts: Harding, Brust, Kopriya (2003), Khudobin (2004), Westblom (2005), Hovinen (2006), Hackett (2009), Kuemper (2009), Gustafsson (2010), Michalek (2011), Belanger (2013) and Kahkonen (2014).
- Minnesota made a franchise-high 12 total selections in the 2004 Entry Draft and a franchise-low four total selections in the 2008 Entry Draft.
- The Wild has made 15 trades on draft day, including one in the 2014 NHL Entry Draft and two during the 2013 NHL Entry Draft.
- Minnesota made its lowest first-round selection in the 2008 NHL Entry Draft when it selected Tyler Cuma (23rd overall).
- The Minnesota Wild first participated in the NHL Expansion and NHL Entry Draft in Calgary on June 24-25, 2000.
- The Wild selected Marian Gaborik as its first-ever selection in the first round (third overall) of the 2000 NHL Entry Draft.
- Gaborik is the highest Wild draft selection and Jean-Michel Bolduc is the lowest draft selection, taken 281st (ninth round) in the 2003 Entry Draft.

2013 NHL ENTRY DRAFT

RD	PICK	POS	PLAYER	HT	WT	BORN	CLUB (LEAGUE)
2	46	D	Gustav Olofsson	6-3	191	12/1/94	Green Bay (USHL)
3	81	RW	Kurtis Gabriel	6-4	214	4/20/93	Owen Sound (OHL)
4	107	D	Dylan Labbe	6-1	190	1/9/95	Shawigan (QMJHL)
5	137	D	Carson Soucy	6-4	200	7/17/94	Spruce Grove (AJHL)
6	167	C	Avery Peterson	6-2	200	6/20/95	Grand Rapids (HS-MN)
7	197	D	Nolan De Jong	6-2	186	4/25/95	Victoria (BCHL)
	200	G	Alexandre Belanger	6-1	184	8/19/95	Rouyn-Noranda (QMJHL)

2012 NHL ENTRY DRAFT

RD	PICK	POS	PLAYER	CLUB (LEAGUE)
1	7	D	Matt Dumba	Red Deer (WHL)
2	46	LW	Raphael Bussieres	Baie-Comeau (QMJHL)
3	68	D	John Draeger	Shattuck-St. Mary's (High School - MN)
4	98	C	Adam Gilmour	Nobles (High School - MA)
5	128	D	Daniel Gunnarsson	Lulea (Sweden)
6	158	C	Christoph Bertschy	Bern (Switzerland)
7	188	LW	Louis Nanne	Edina (High School - MN)

2011 NHL ENTRY DRAFT

RD	PICK	POS	PLAYER	CLUB (LEAGUE)
1	10	D	Jonas Brodin	Farjestad (Sweden)
	28	C	Zack Phillips	Saint John (QMJHL)
2	60	LW	Mario Lucia	Wayzata (HS-MN)
5	131	D	Nick Seeler	Eden Prairie (HS-MN)
6	161	G	Stephen Michalek	Loomis-Chaffee (HS-CT)
7	191	C	Tyler Graovac	Ottawa (OHL)

2010 NHL ENTRY DRAFT

RD	PICK	POS	PLAYER	CLUB (LEAGUE)
1	9	C	Mikael Granlund	HIFK (Finland)
2	39	RW	Brett Bulmer	Kelowna (WHL)
	56	LW	Johan Larsson	Brynäs Jr. (Sweden)
	59	LW	Jason Zucker	USNTDP
6	159	G	Johan Gustafsson	Farjestad Jr. (Sweden)
7	189	RW	Dylen McKinlay	Chilliwack (WHL)

2009 NHL ENTRY DRAFT

RD	PICK	POS	PLAYER	CLUB (LEAGUE)
1	16	D	Nick Leddy	Eden Prairie (HS-MN)
3	77	G	Matthew Hackett	Plymouth (OHL)
4	103	LW	Kristopher Foucault	Calgary (WHL)
	116	RW	Alexander Fallstrom	Shattuck-St. Mary's (High School- MN)
6	161	G	Darcy Kuemper	Red Deer (WHL)
	163	RW	Jere Sallinen	Blues Jr. (Finland Jr.)
7	182	LW	Erik Haula	Shattuck-St. Mary's (HS-MN)
	193	C	Anthony Hamburg	Dallas Stars AAA (Midget-TX)

2008 NHL ENTRY DRAFT

RD	PICK	POS	PLAYER	CLUB (LEAGUE)
1	23	D	Tyler Cuma	Ottawa (OHL)
2	55	D	Marco Scandella	Val-D'Or (QMJHL)
4	115	D	Sean Lorenz	USNTDP
5	145	LW	Eero Elo	Lukko Rauma (FIN Jr.)

2007 NHL ENTRY DRAFT

RD	PICK	POS	PLAYER	CLUB (LEAGUE)
1	16	C	Colton Gillies	Saskatoon (WHL)
4	110	D	Justin Falk	Spokane (WHL)
5	140	C	Cody Almond	Kelowna (WHL)
6	170	D	Harri Ilvonen	Tappara (FIN Jr.)
7	200	RW	Carson McMillan	Calgary (WHL)

2006 NHL ENTRY DRAFT

RD	PICK	POS	PLAYER	CLUB (LEAGUE)
1	9	C	James Sheppard	Cape Breton (QMJHL)
2	40	C	Ondrej Fiala	Everett (WHL)
3	72	RW	Cal Clutterbuck	Oshawa (OHL)
4	102	D	Kyle Medvec	Apple Valley (HS-MN)
5	132	G	Niko Hovinen	Jokerit (FIN Jr.)
6	162	RW	Julian Walker	Basel (Swiss)
7	192	C	Chris Hickey	Cretin-Derham Hall (HS-MN)

2005 NHL ENTRY DRAFT

RD	PICK	POS	PLAYER	CLUB (LEAGUE)
1	4	LW	Benoit Pouliot	Sudbury (OHL)
2	57	LW	Matt Kassian	Kamloops (WHL)
3	65	G	Kristofer Westblom	Kelowna (WHL)
4	110	C	Kyle Bailey	Portland (WHL)
	122	C	Morten Madsen	Frolunda (SEL)
5	129	D	Anthony Aiello	Thayer Academy (HS-MA)
7	199	D	Riley Emmerson	Tri-City (WHL)

2004 NHL ENTRY DRAFT

RD	PICK	POS	PLAYER	CLUB (LEAGUE)
1	12	D	A.J. Thelen	Michigan St. (NCAA)
2	42	LW	Roman Voloshenko	Krylja (RUS Jr.)
3	78	LW	Peter Olvecky	Trencin (SVK)
	79	D	Clayton Stoner	Tri-City (WHL)
4	111	F	Ryan Jones	Chatham (WOJHL)
	114	LW	Patrick Bordeleau	Val-D'Or (QMJHL)
	117	RW	Julien Sprunger	HC Fribourg (Swiss)
5	161	D	Jean-Claude Sawyer	Cape Breton (QMJHL)
6	175	RW	Aaron Boogaard	Tri-City (WHL)
7	195	RW	Jean-Michel Rizk	Saginaw (OHL)
	206	G	Anton Khudobin	Magnitogorsk (Russia)
9	272	C	Kyle Wilson	Colgate (NCAA)

2003 NHL ENTRY DRAFT

RD	PICK	POS	PLAYER	CLUB (LEAGUE)
1	20	D	Brent Burns	Brampton (OHL)
2	56	C	Patrick O'Sullivan	Mississauga (OHL)
3	78	C	Danny Irmien	Lincoln (USHL)
5	157	LW	Marcin Kolusz	Novy Targ (POL)
6	187	G	Miroslav Kopriva	Kladno (CZE)
7	207	D	Grigory Misharin	Yekaterinburg (RUS Jr.)
	219	LW	Adam Courchaine	Vancouver (WHL)
8	251	LW	Mathieu Melanson	Chicoutimi (QMJHL)
9	281	D	Jean-Michael Bolduc	Quebec (QMJHL)

2002 NHL ENTRY DRAFT

RD	PICK	POS	PLAYER	CLUB (LEAGUE)
1	8	C	Pierre-Marc Bouchard	Chicoutimi (QMJHL)
2	38	G	Josh Harding	Regina (WHL)
3	72	F	Michael Erickson	Minnesota (NCAA)
	73	G	Barry Brust	Spokane (WHL)
5	155	C	Armands Berzins	Shawinigan (QMJHL)
6	175	RW	Matt Foy	Merrimack College (NCAA)
7	204	C	Niklas Eckerblom	Djugarden (SWE)
8	237	F	Christoph Brandner	Krefeld (DEL)
9	268	D	Mikhail Tyulyapkin	N. Novgorod (RUS Jr.)
	269	F	Mika Hannula	Malmö (SEL)

2001 NHL ENTRY DRAFT

RD	PICK	POS	PLAYER	CLUB (LEAGUE)
1	6	C	Mikko Koivu	TPS Turku (FIN Jr.)
2	36	RW	Kyle Wanvig	Red Deer (WHL)
3	74	D	Chris Heid	Spokane (WHL)
	93	C	Stephane Veilleux	Val-D'Or (QMJHL)
4	103	C	Tony Virta	TPS Turku (FIN Jr.)
7	202	LW	Derek Boogaard	Prince George (WHL)
8	239	LW	Jake Riddle	Seattle (WHL)

2000 NHL ENTRY DRAFT

RD	PICK	POS	PLAYER	CLUB (LEAGUE)
1	3	RW	Marian Gaborik	Dukla Trencin (SVK Jr.)
2	33	D	Nick Schultz	Prince Albert (WHL)
4	99	LW	Marc Cavosie	RPI (NCAA)
5	132	RW	Maxim Sushinsky	Avangard Omsk (RUS)
6	170	D	Erik Reitz	Erie (OHL)
7	199	C	Brian Passmore	Oshawa (OHL)
	214	LW	Peter Bartos	HC Ceske Bude (CZE)
8	232	D	Lubomir Sekeras	HC Ocelari Trinec (CZE)
	255	C	Eric Johansson	Tri-City (WHL)

2000 EXPANSION DRAFT

POS	PLAYER	TEAM	POS	PLAYER	TEAM
F	Michael Bros	SJ	G	Zac Bierk	TB
F	Jeff Daw	CHI	G	Jamie McLennan	STL
F	Jim Dowd	EDM	G	Chris Terreri	NJ
F	Darby Hendrickson	VAN	G	Mike Vernon	FLA
F	Joe Juneau	OTT	D	Artem Anisimov	PHI
F	Sergei Krivokrasov	CGY	D	Chris Armstrong	SJ
F	Darryl Laplante	DET	D	Ladislav Benysek	ANA
F	Jeff Nielsen	ANA	D	Ian Herbers	NYI
F	Stefan Nilsson	VAN	D	Filip Kuba	CGY
F	Jeff Odgers	COL	D	Curtis Leschyshyn	CAR
F	Scott Pellerin	STL	D	Sean O'Donnell	LA
F	Stacy Roest	DET	D	Oleg Orekhovsky	WSH
F	Cam Stewart	FLA			

- June 23, 2001 – Minnesota acquired a third-round selection (74th overall – Chris Heid) from the New York Rangers in exchange for the Wild's third-round selection (79th overall – Garth Murray) and fifth-round selection (139th overall – Shawn Collymore) in the 2001 Entry Draft.
- June 22, 2002 – Minnesota acquired Cliff Ronning from the Los Angeles Kings in exchange for the Wild's fourth-round selection (104th overall – Aaron Rome) in the 2002 Entry Draft.
- June 22, 2003 – Minnesota acquired a third-round selection (78th overall – Danny Irmén) from the Toronto Maple Leafs in exchange for the Wild's third-round selection (91st overall – Martin Sagat) and fourth-round selection (125th overall – Konstantin Volkov) in the 2003 Entry Draft.
- July 30, 2005 – Minnesota acquired Todd White from the Ottawa Senators in exchange for the Wild's fourth-round selection (95th overall – Cody Bass) in the 2005 Entry Draft.
- June 24, 2006 – Minnesota acquired Pavol Demitra from the Los Angeles Kings in exchange for Patrick O'Sullivan and the Wild's first-round selection (16th overall – Trevor Lewis) in the 2006 Entry Draft.
- June 22, 2007 – Minnesota acquired a first-round selection (16th overall – Colton Gillies) from the Anaheim Ducks in exchange for the Wild's first-round selection (19th overall – Logan MacMillan) and second-round selection (42nd overall – Eric Tangradi) in the 2007 Entry Draft.
- June 20, 2008 – Minnesota acquired a first-round selection (23rd overall – Tyler Cuma) from the New Jersey Devils in exchange for the Wild's first-round selection (24th overall – Mattias Tedenby) in the 2008 Entry Draft and a third-round selection (73rd overall – Alexander Urbom) in the 2009 Entry Draft.
- June 26, 2009 – Minnesota acquired a first-round selection (16th overall – Nick Leddy), a third-round selection (77th overall – Matt Hackett) and a seventh-round selection (182nd overall – Erik Haua) from the New York Islanders in exchange for the Wild's first-round selection (12th overall – Calvin de Haan) in the 2009 Entry Draft.
- June 27, 2009 – Minnesota acquired Kyle Brodziak and a sixth-round selection (161st overall – Darcy Kuemper) from the Edmonton Oilers in exchange for the Wild's fourth-round selection (99th overall – Kyle Bigos) and fifth-round selection (133rd overall – Olivier Roy) in the 2009 Entry Draft.
- June 26, 2010 – Minnesota acquired a second-round selection (59th overall – Jason Zucker) from the Florida Panthers in exchange for the Wild's third-round selection (69th overall – Joe Basaraba) and fourth-round selection (99th overall – Joonas Donskoi) in the 2010 Entry Draft.
- June 24, 2011 – Minnesota acquired a first-round selection (28th overall – Zack Phillips) along with Devin Setoguchi and Charlie Coyle from the San Jose Sharks in exchange for Brent Burns and a second-round selection (Pontus Aberg) in the 2012 NHL Entry Draft.
- June 25, 2011 – The Wild acquired a second-round selection (60th overall – Mario Lucia) from the Vancouver Canucks in exchange for a third-round selection (71st overall – David Honzik) and a fourth-round selection (101st overall – Joseph LaBate) in the 2011 NHL Entry Draft.
- June 30, 2013 – Minnesota acquired RW Nino Niederreiter from the New York Islanders in exchange for RW Cal Clutterbuck and a third-round selection (70th overall – Eamon McAdam) in the 2013 NHL Entry Draft.
- June 30, 2013 – The Wild acquired a sixth-round selection (Chase Lang) in the 2014 NHL Entry Draft and the rights to F Benn Ferriero from the New York Rangers in exchange for D Justin Falk.
- June 28, 2014 – Minnesota acquired the 80th selection (Louis Belpedio) in the 2014 NHL Entry Draft and a seventh-round selection in the 2015 NHL Entry Draft from the Tampa Bay Lightning in exchange for the 79th selection (Brayden Point) in the 2014 NHL Entry Draft.



2

Willie Mitchell (2001-06)
Erik Reitz (2007-09)
Mike Lundin (2011-12)
Keith Ballard (2013-14)

3

Ladislav Benysek (2000-02)
Keith Carney (2006-08)
Marek Zidlicky (2008-12)
Charlie Coyle (2013-14)

4

Curtis Leschyshyn (2000-01)
Brad Brown (2001-04)
Shawn Belle (2005-06)
Maxim Noreau (2009-10)
Clayton Stoner (2010-14)

5

Brad Bombardir (2000-04)
Kim Johnsson (2006-10)
Greg Zanon (2010-12)
Brett Clark (2012-13)
Christian Folin (2013-14)

6

Lubomir Sekeras (2000-01)
Travis Roche (2000-01)
Mike Matteucci (2001-02)
Jean-Guy Trudel (2002-03)
Zbynek Michalek (2003-04)
Erik Reitz (2006-07)
Sean Hill (2007-08)
Tomas Mojzis (2008-09)
Greg Zanon (2009-10)
Marco Scandella (2010-14)

7

Cliff Ronning (2002-03)
Erik Westrum (2005-06)
Clayton Stoner (2009-10)
Matt Cullen (2010-13)
Jonathon Blum (2013-14)

8

Brent Burns (2003-11)
Cody McCormick (2013-14)

9

Hnat Domenichelli (2002-03)
Alexandre Daigle (2003-06)
Mikko Koivu (2006-14)

10

Marian Gaborik (2000-09)
Devin Setoguchi (2011-13)

11

Kai Nurminen (2000-01)
Pascal Dupuis (2000-07)
Dominic Moore (2006-07)
Chris Simon (2007-08)
Owen Nolan (2008-10)
John Madden (2010-11)
Zach Parise (2012-14)

12

Matt Johnson (2000-04)
Brian Rolston (2005-08)
Craig Weller (2008-09)
Chuck Kobasew (2009-11)

14

Darby Hendrickson (2000-04)
Martin Havlat (2009-10)
Darroll Powe (2012-13)
Justin Fontaine (2013-14)

15

J.J. Daigneault (2000-01)
Andrew Brunette (2001-04; 2008-11)
James Sheppard (2007-08)
Dany Heatley (2011-14)

16

Steve McKenna (2000-01)
Roman Simicek (2000-01)
Bill Muckalt (2002-03)
Steve Kelly (2007-08)
Andrew Ebbett (2009-10)
Brad Staubitz (2010-12)
Jason Zucker (2011-14)

17

Filip Kuba (2000-06)
Wyatt Smith (2006-07)
Todd Fedoruk (2007-08)
Petr Sykora (2009-10)
Casey Wellman (2010-12)
Nick Palmieri (2011-12)
Torrey Mitchell (2012-14)

18

Cam Stewart (2000-01)
Richard Park (2001-04)
Mattias Weinhandl (2005-06)
Adam Hall (2006-07)
Colton Gillies (2008-09, 2010-12)
Jake Dowell (2012-14)

19

Jeff Nielsen (2000-01)
David Cullen (2001-02)
Stephane Veilleux (2002-09, 2011-14)
Andy Hilbert (2009-10)
Patrick O'Sullivan (2010-11)
Brett Bulmer (2011-12)

20

Maxim Sushinsky (2000-01)
Andrei Zyuzin (2002-06)
Antti Miettinen (2008-11)
Kurtis Foster (2011-12)
Ryan Suter (2012-14)

21

Cam Stewart (2000-02)
Eric Chouinard (2003-04)
Mikko Koivu (2005-06)
Mark Parrish (2006-08)
Kyle Brodziak (2009-14)

22

Stacy Roest (2000-02)
Cal Clutterbuck (2007-13)
Nino Niederreiter (2013-14)

23

Pavel Patera (2000-01)
Jason Marshall (2001-04)
Scott Ferguson (2005-06)
Jason Morgan (2006-07)
Petr Kalus (2009-10)
Cody Almond (2009-10)
Eric Nystrom (2010-11)
Jeff Taffe (2011-12)

24

Antti Laaksonen (2000-04)
Derek Boogaard (2005-10)
Martin Havlat (2010-11)
Matt Cooke (2013-14)

25

Sergei Krivokrasov (2000-02)
Rickard Wallin (2002-04)
Randy Robitaille (2005-06)
Eric Belanger (2007-10)
Cam Barker (2010-11)
Nick Johnson (2011-12)
Jonas Brodin (2012-14)

26

Christian Matte (2000-01)
Tony Virta (2001-02)
Christoph Brandner (2003-04)
Kurtis Foster (2005-09)
Jaime Sifers (2009-10)
Erik Christensen (2011-12)
Matt Moulson (2013-14)

27

Sean O'Donnell (2000-01)
Kyle Wanstig (2002-06)
Joel Ward (2006-07)
Cody Almond (2010-12)
Mike Rupp (2012-14)

28

Mike Matteucci (2000-01)
Jeremy Stevenson (2002-03)
Jason Weimer (2003-04)
Todd White (2005-07)
Peter Olvecky (2008-09)
Matt Kassian (2010-12)
Zenon Konopka (2012-14)

29

Jamie McLennan (2000-01)
Josh Harding (2005-09)
Jed Ortmeyer (2010-11)
Jon DiSalvatore (2011-12)
Jason Pominville (2012-14)

30

Derek Gustafson (2000-01)
Dwayne Roloson (2001-06)
Ilya Bryzgalov (2013-14)

31

David Brumby (2000-01)
Zac Bierk (2000-01)
Derek Gustafson (2001-03)
Dieter Kochan (2002-03)
Miroslav Kopriwa (2006-07)
Wade Dubielewicz (2009-10)
Matt Hackett (2011-13)

32

Brian Bonin (2000-01)
Jason Marshall (2001-02)
Marc Chouinard (2003-06)
Niklas Backstrom (2006-14)

33

Scott Pellerin (2000-01)
Sergei Zholtok (2001-04)
Petteri Nummelin (2006-08)
John Curry (2013-14)

34

Jim Dowd (2000-04)
Daniel Tjarnqvist (2005-06)
Aaron Voros (2007-08)
Shane Hnidy (2009-10)
Maxim Noreau (2010-11)
David McIntyre (2011-12)

35

Manny Fernandez (2000-07)
Anton Khudobin (2009-11)
Darcy Kuemper (2012-14)

36

Sylvain Blouin (2000-02)
Alex Henry (2003-06)
John Scott (2008-10)
Chad Rau (2011-12)

37

Wes Walz (2000-08)
Josh Harding (2009-14)

38

Curtis Murphy (2002-03)
Pavol Demitra (2006-08)
Robbie Earl (2009-11)
Steven Kampfer (2011-12)

39

Ladislav Benysek (2000-01)
Travis Roche (2000-01)
Kryštof Kolanos (2008-09)
Nate Prosser (2010-14)

40

Chris Armstrong (2000-01)
Danny Irmen (2009-10)

41

Martin Skoula (2005-09)
Justin Falk (2009-11)
Jed Ortmeyer (2011-12)

42

Andy Sutton (2000-02)
Drew Bagnall (2010-11)

43

Warren Peters (2010-12)

44

Aaron Gavey (2000-02)
Andrei Nazarov (2005-06)
Justin Falk (2011-13)

45

Peter Bartos (2000-01)
Cam Barker (2009-10)
Carson McMillan (2010-12, 2013-14)

46

Jared Spurgeon (2010-14)

47

Marc-Andre Bergeron (2008-09)
Chay Genoway (2011-12)
Johan Larsson (2013)

48

Guillaume Latendresse (2009-12)

49

Dan Fritsche (2008-09)

51

James Sheppard (2008-10)

54

Brett Bulmer (2013-14)

55

Nick Schultz (2001-12)
Matt Dumba (2013-14)

56

Erik Reitz (2005-06)
Erik Hauka (2013-14)

59

Kris Fredheim (2011-12)

60

Jose Theodore (2010-11)

63

Charlie Coyle (2012-13)

64

Mikael Granlund (2012-14)

65

Tyler Cuma (2011-12)

67

Benoit Pouliot (2006-09)

71

Sebastien Bordeleau (2001-02)
Travis Roche (2003-04)

72

Kris Foucault (2011-12)

77

Lubomir Sekeras (2000-03)
Tom Gilbert (2011-13)

79

Jared Palmer (2011-12)

82

Marian Gaborik (2000-01)

83

Matt Foy (2005-08)

92

Branko Radivojevic (2006-08)

96

Pierre-Marc Bouchard (2002-13)

A

Almond, Cody (2009-12)
Armstrong, Chris (2000-01)

B

Backstrom, Niklas (2006-14)
Bagnall, Drew (2010-11)
Ballard, Keith (2013-14)
Barker, Cam (2009-11)
Bartos, Peter (2000-01)
Belanger, Eric (2007-10)
Belle, Shawn (2006-07)
Benysek, Ladislav (2000-03)
Bergeron, Marc-Andre (2008-09)
Bierk, Zac (2000-01)
Blouin, Sylvain (2000-03)
Blum, Jonathon (2013-14)
Bombardir, Brad '(2000-04)
Bonin, Brian (2000-01)
Boogaard, Derek (2005-10)
Bordeleau, Sebastien (2001-02)
Bouchard, Pierre-Marc (2002-13)
Brandner, Christoph (2003-04)
Brodin, Jonas (2012-14)
Brodziak, Kyle (2009-14)
Brown, Brad (2001-04)
Brunette, Andrew (2001-04, 2008-11)
Bryzgalov, Ilya (2013-14)
Bulmer, Brett (2011-12, 2013-14)
Burns, Brent (2003-11)

C

Carney, Keith (2006-08)
Chouinard, Marc (2003-06)
Chouinard, Eric (2003-04)
Christensen, Erik (2011-12)
Clark, Brett (2013)
Clutterbuck, Cal (2007-13)
Cooke, Matt (2013-14)
Coyle, Charlie (2012-14)
Cullen, David (2001-02)
Cullen, Matt (2010-13)
Cuma, Tyler (2011-12)
Curry, John (2013-14)

D

Daigle, Alexandre (2003-06)
Daigneault, J.J. (2000-01)
Demitra, Pavol (2006-08)
DiSalvatore, Jon (2011-12)
Domenichelli, Hnat (2001-03)
Dowd, Jim (2000-04)
Dowell, Jake (2012-14)
Dubielewicz, Wade (2009-10)
Dumba, Matt (2013-14)
Dupuis, Pascal (2000-07)

E

Earl, Robbie (2009-11)
Ebbett, Andrew (2009-10)

F

Falk, Justin (2009-13)
Fedoruk, Todd (2007-08)
Ferguson, Scott (2005-06)
Fernandez, Manny (2000-07)
Folin, Christian (2013-14)
Fontaine, Justin (2013-14)
Foster, Kurtis (2005-09, 2011-12)
Foucault, Kris (2011-12)
Foy, Matt (2005-08)
Fredheim, Kris (2011-12)
Fritzsche, Dan (2008-09)

G

Gaborik, Marian (2000-09)
Gavey, Aaron (2000-02)
Genoway, Chay (2011-12)
Gilbert, Tom (2011-13)
Gillies, Colton (2008-09, 2010-12)
Granlund, Mikael (2012-14)
Gustafson, Derek (2000-02)

H

Hall, Adam (2006-07)
Hackett, Matt (2011-13)
Harding, Josh (2005-14)
Haula, Erik (2013-14)
Havlat, Martin (2009-11)
Heatley, Dany (2011-14)
Hendrickson, Darby (2000-04)
Henry, Alex (2003-06)
Hilbert, Andy (2009-10)
Hill, Sean (2007-08)
Hnidy, Shane (2009-10)

I

Irmnen, Danny (2009-10)

J

Johnson, Nick (2011-12)
Johnson, Matt (2000-04)
Johnsson, Kim (2006-10)

K

Kalus, Petr (2009-10)
Kampfner, Steven (2011-12)
Kassian, Matt (2010-12)
Kelly, Steve (2007-08)
Khudobin, Anton (2009-11)
Kobasew, Chuck (2009-11)
Kochan, Dieter (2002-03)
Koivu, Mikko (2005-14)
Kolanos, Krystofer (2008-09)
Konopka, Zenon (2012-13)
Kubieleski, Wade (2009-10)
Kuba, Filip (2000-06)
Kuemper, Darcy (2012-14)

L

Laaksonen, Antti (2000-04)
Larsson, Johan (2013)
Latendresse, Guillaume (2009-12)
Leschysyn, Curtis (2000-01)
Lundin, Mike (2011-12)

M

Madden, John (2010-11)
Marshall, Jason (2001-04)
Matte, Christian (2000-01)
Matteucci, Mike (2001-02)
McCormick, Cody (2013-14)
McKenna, Steve (2000-01)
McIntyre, David (2011-12)
McLennan, Jamie (2000-01)
McMillan, Carson (2010-12, 2013-14)
Michalek, Zbynek (2003-04)
Miettinen, Antti (2008-11)
Mitchell, Torrey (2012-14)
Mitchell, Willie (2000-06)
Mojzis, Tomas (2008-09)
Moore, Dominic (2006-08)
Morgan, Jason (2006-07)
Moulson, Matt (2013-14)
Muckalt, Bill (2002-03)
Murphy, Curtis (2002-03)

N

Nazarov, Andrei (2005-06)
Niederreiter, Nino (2013-14)
Nielsen, Jeff (2000-01)
Nolan, Owen (2008-10)
Noreau, Maxim (2009-11)
Nummelin, Petteri (2006-08)
Nurminen, Kai (2000-01)
Nystrom, Eric (2010-11)

O

O'Donnell, Sean (2000-01)
Olivecky, Peter (2008-09)
Ortmeyer, Jed (2010-12)
O'Sullivan, Patrick (2010-11)

P

Palmer, Jarod (2011-12)
Palmieri, Nick (2011-12)
Parise, Zach (2012-14)
Park, Richard (2001-04)
Parrish, Mark (2006-08)
Patera, Pavel (2000-01)
Peters, Warren (2010-12)
Pellerin, Scott (2000-01)
Pominville, Jason (2012-14)
Powe, Darroll (2011-13)
Pouliot, Benoit (2006-10)
Prosser, Nate (2009-14)

R

Radivojevic, Branko (2006-08)
Rau, Chad (2011-12)
Reitz, Erik (2005-09)
Robitaille, Randy (2005-06)
Roche, Travis (2000-04)
Roest, Stacy (2000-02)
Roloson, Dwayne (2002-06)
Rolston, Brian (2005-08)
Ronning, Cliff (2002-03)
Rupp, Mike (2012-14)

S

Schultz, Nick (2001-12)
Scott, John (2008-10)
Scandella, Marco (2010-14)
Sekeris, Lubomir (2000-03)
Setoguchi, Devin (2011-13)
Sheppard, James (2007-10)
Sifers, Jaime (2009-10)
Simicek, Roman (2000-02)
Simon, Chris (2007-08)
Skoula, Martin (2005-09)
Smith, Nathan (2009-10)
Smith, Wyatt (2006-07)
Spurgeon, Jared (2010-14)
Staubitz, Brad (2010-12)
Stevenson, Jeremy (2002-04)
Stewart, Cam (2000-01)
Stoner, Clayton (2009-14)
Suter, Ryan (2012-14)
Sutton, Andy (2000-02)
Sushinsky, Maxim (2000-01)
Sykora, Petr (2009-10)

T

Taffe, Jeff (2011-12)
Theodore, Jose (2010-11)
Tjarnqvist, Daniel (2005-06)
Trudel, Jean-Guy (2002-03)

V

Veilleux, Stephane (2002-09, 2011-14)
Virta, Tony (2001-02)
Voros, Aaron (2007-08)

W

Walz, Wes (2000-08)
Wallin, Rickard (2002-04)
Wanvig, Kyle (2002-06)
Ward, Joel (2006-07)
Weinhandl, Mattias (2005-07)
Weller, Craig (2008-09)
Wellman, Casey (2009-12)
Westrum, Erik (2005-06)
White, Todd (2005-07)
Wiemer, Jason (2003-04)

Z

Zanon, Greg (2009-12)
Zholtok, Sergei (2001-04)
Zidlicky, Marek (2008-12)
Zucker, Jason (2011-14)
Zyzun, Andrei (2002-06)



2014-2015 RECORDS MINNESOTA WILD

LARGEST MARGINS OF VICTORY

Date	Margin of Victory	Opponent	Score	Goaltenders (Wild/Opp.)
3/18/14	6 goals	@ NY Islanders	6-0	Bryzgalov/Nilsson
1/19/11	6 goals	@ Calgary	6-0	Backstrom/Kiprusoff
10/12/05	6 goals	vs. Vancouver	6-0	Roloson/Cloutier
3/25/04	6 goals	@ Chicago	8-2	Fernandez/Munro
11/29/01	6 goals	vs. Florida	6-0	Roloson/Luongo, Kidd
12/17/00	6 goals	vs. Dallas	6-0	Fernandez/Belfour
1/29/09	5 goals, 7x	last, vs. Toronto	6-1	Backstrom/Pogge

LARGEST MARGINS OF DEFEAT

Date	Margin of Defeat	Opponent	Score	Goaltenders (Wild/Opp.)
3/2/12	6 goals	@ Detroit	6-0	Harding, Hackett/Howard
3/6/12	6 goals	@ Colorado	7-1	Hackett, Harding/Varlamov
3/20/11	7 goals	vs. Montreal	8-1	Theodore, Backstrom/Auld
2/8/02	6 goals	vs. Colorado	6-0	Fernandez, Roloson/Aebischer
4/12/02	6 goals	@ Arizona	7-1	Roloson, Gustafson/Burke, Esche
4/26/13	5 goals, 14x	last, vs. Edm.	6-1	Backstrom, Harding/Nabakov

WINNING STREAKS

Longest Winning Streaks	Longest Home Winning Streaks	Longest Road Winning Streaks
9 games - 3/8-3/24/07	8 games - 10/5-11/2/06	7 games - 11/13-12/10/11
7 games - 3/14-3/27/13	8 games - 12/5/06-1/2/07	5 games - 3/9-3/25/13
7 games - 11/28-12/10/11	6 games - 4x, last, 1/16-3/3/14	5 games - 3/8-3/17/07
6 games - 10/5-10/18/06		4 games - 1/11-1/19/07
5 games - 6x, last 2/4-3/3/14		3 games - 7x, last, 1/7-1/12/14

POINT STREAKS

Overall	Home	Road
10 games - 3/8-3/27/07 (9-0-1)	10 games - 1/16-3/15/14 (7-0-3)	9 games - 2/22-3/17/07 (7-0-2)
9 games - 12/13-12/30/03 (4-0-5)	10 games - 2/19-4/10/09 (6-0-4)	7 games - 12/6-12/30/03 (2-0-5)
8 games - 12/17/00-1/5/01 (5-0-3)	9 games - 1/6-2/6/10 (8-0-1)	7 games - 11/13-12/10/11 (7-0-0)
8 games - 10/4-10/21/07 (7-0-1)	8 games - 4x, last, 3/4-4/3/08 (6-0-2)	6 games - 12/18/10-1/8/11 (5-0-1)
8 games - 11/1-11/17/14 (7-0-1)		5 games - 3x, last, 3/9-3/25/13 (5-0-0)

WINLESS STREAKS

Overall	Home	Road
12 games - 3/11-4/4/01 (0-7-5)	8 games - 2/26-3/28/01 (0-3-5)	12 games - 12/18/03-1/31/04 (0-4-8)
9 games - 1/19-2/8/02 (0-6-3)	6 games - 1/11-2/8/02 (0-3-3)	11 games - 12/13/11-1/19/12 (0-9-2)
8 games - 3/10-3/26/11 (0-7-1)	6 games - 11/13-11/30/03 (0-4-2)	8 games - 10/3-10/26/09 (0-8-0)
8 games - 12/13-1/28/11 (0-5-3)	5 games - 5x, last, 4/1-4/21/13 (0-4-1)	7 games - 2x, last, 3/31-10/12/02 (0-3-4)
7 games - 3x, last, 2/4-2/10/12 (0-5-2)		

LOSING STREAKS

Overall	Home	Road
6 games - 12/19-12/31/13	5 games - 2/28-3/17/12	8 games - 10/3-10/26/09
5 games - 12/5-12/14/08	4 games - 1/31-2/14/12	7 games - 12/12/06-1/9/07
5 games - 10/8-10/17/09	3 games, 4x, last, 4/1-4/11/13	6 games - 12/6-12/29/08
4 games - 7x, last, 2/7-2/14/12		5 games - 3x, last, 12/29/09-1/18/10

SEASON-BY-SEASON STREAKS

Season	Longest Winning Streak	Longest Point Streak	Longest Winless Streak	Longest Losing Streak
2000-01	2 games (five times)	8 games (12/17-1/5)	12 games (3/11-4/4)	4 games (2/21-2/26)
2001-02	3 games (two times)	7 games (two times)	9 games (1/19-2/8)	4 games (1/30-2/8)
2002-03	3 games (six times)	6 games (two times)	5 games (11/25-12/5)	3 games (three times)
2003-04	3 games (four times)	9 games (12/13-12/30)	7 games (two times)	4 games (11/20-11/28)
2005-06	5 games (1/18-1/26)	5 games (1/18-1/26)	4 games (two times)	3 games (four times)
2006-07	9 games (3/8-3/24)	10 games (3/8-3/27)	4 games (11/25-12/2)	3 games (two times)
2007-08	5 games (10/4-10/14)	8 games (10/4-10/21)	5 games (two times)	3 games (two times)
2008-09	4 games (10/11-10/18)	7 games (10/11-10/27)	6 games (12/5-12/17)	5 games (12/5-12/14)
2009-10	5 games (11/27-12/5)	7 games (11/20-12/5)	5 games (10/8-10/17)	5 games (10/8-10/17)
2010-11	4 games (1/2-1/8)	4 games (two times)	8 games (3/10-3/26)	4 games (3/10-3/17)
2011-12	7 games (11/28-12/10)	7 games (11/28-12/10)	8 games (12/13-12/28)	4 games (two times)
2012-13	7 games (3/14-3/27)	7 games (3/14-3/27)	3 games (four times)	3 games (two times)
2013-14	5 games (2/4-3/3)	8 games (11/1-11/17)	6 games (12/19-12/31)	6 games (12/19-12/31)

TEAM RECORDS

STREAKS

LONGEST WINNING STREAK, SEASON	9 - 3/8-3/24/07
At Home:	8 - 12/5/06-1/2/07
On Road:	7 - 11/13-12/10/11
LONGEST POINTS STREAK, SEASON	10 - (9-0-1) 3/8-3/27/07
At Home:	10 - 2x, last, (7-0-3) 1/16-3/15/14
On Road:	9 - (7-0-2) 2/22-3/17/07
LONGEST WINLESS STREAK, SEASON	12 - (0-7-5) 3/11-4/4/01
At Home:	8 - (0-3-5) 2/26-3/28/01
On Road:	12 - (0-4-8) 12/18/03-1/31/04
LONGEST LOSING STREAK, SEASON	6 - 12/19-12/31/13
At Home:	5 - 2/28-3/17/12
On Road:	8 - 10/3-10/26/09
LONGEST SHUTOUT STREAK, SEASON	169:20 - 3/31-4/7/07
At Home:	157:40 - 3/29-4/7/07
On Road:	158:14 - 12/29/08-1/9/09
MOST CONSECUTIVE GAMES WITHOUT BEING SHUT OUT	93 - 11/2/05-11/29/06
At Home:	72 - 1/12/04-11/29/06
On Road:	54 - 11/2/05-12/27/06
LONGEST SCORELESS STREAK, SEASON	180:07 - 1/28-2/10/02
At Home:	180:07 - 1/28-2/10/02
On Road:	168:48 - 3/3-3/14/01

POINTS

MOST POINTS, SEASON	104 - 2006-07 (48-26-8)
At Home:	63 - 2006-07 (29-6-5)
On Road:	43 - 2x, last, 2010-11 (20-18-3)
FEWEST POINTS, SEASON	68 - 2000-01 (25-39-18)
At Home:	41 - 2001-02 (14-14-13)
On Road:	26 - 2000-01 (11-26-4)

WINS

MOST WINS, SEASON	48 - 2006-07
At Home:	29 - 2006-07
On Road:	20 - 2010-11

FEWEST WINS, SEASON (Full Seasons Only)

25	- 2000-01
At Home:	
14	- 2x, last, 2001-02
On Road:	
11	- 2x, last, 2003-04

FEWEST GAMES TO 10 WINS, SEASON

12 - 2006-07 (11/2/06)

FEWEST GAMES TO 20 WINS, SEASON

30 - 2011-12 (12/20/07)

FEWEST GAMES TO 30 WINS, SEASON

52 - 2007-08 (2/2/08)

FEWEST GAMES TO 40 WINS, SEASON

71 - 2006-07 (3/13/07)

LOSSES

MOST LOSSES, SEASON

39	- 2000-01
At Home:	17 - 2x, last, 2011-12
On Road:	26 - 2000-01

FEWEST LOSSES, SEASON (Full Seasons Only)

26	- 2006-07
At Home:	
6	- 2006-07
On Road:	
16	- 2x, last, 2003-04

SHOOTOUTS

MOST SHOOTOUT APPEARANCES, SEASON

20	- 2011-12
At Home:	
11	- 2006-07
On Road:	
11	- 2011-12

MOST SHOOTOUT WINS, SEASON

11 - 2011-12
At Home:
7 - 2006-07
On Road:
5 - 2x, last.

MOST SHOOTOUT LOSSES, SEASON

8	- 2x, last, 2013-14
At Home:	
4	- 3x, last, 2013-14
On Road:	
6	- 2011-12

MARGINS

LARGEST MARGIN OF VICTORY

	6 - 6x, last, 3/18/14 in 6-0 win at NYI
At Home:	6 - 3x, last, 10/12/05 in 6-0 win vs. VAN
On Road:	6 - 3x, last, 3/18/14 in 6-0 win at NYI

LARGEST MARGIN OF DEFEAT

7	- 3/20/11 in 8-1 loss vs. MTL
At Home:	7 - 3/20/11 in 8-1 loss vs. MTL
On Road:	6 - 4x, last, 3/6/12 in 7-1 loss at COL

TEAM RECORDS

GOALS

*DOES NOT INCLUDE SHOOTOUT GOALS

MOST GOALS, SEASON

226 - 2005-06

At Home:

128 - 2009-10

On Road:

109 - 2006-07

FEWEST GOALS, SEASON (Full Seasons Only)

166 - 2011-12

At Home:

87 - 2000-01

On Road:

72 - 2011-12

MOST GOALS AGAINST, SEASON

239 - 2009-10

At Home:

115 - 2x, last, 2010-11

On Road:

124 - 2x, last, 2009-10

FEWEST GOALS AGAINST, SEASON (Full Seasons Only)

178 - 2002-03

At Home:

79 - 2002-03

On Road:

94 - 2003-04

MOST 20-GOAL SCORERS, SEASON

5 - 2006-07

MOST GOALS SCORED, GAME

8 - 2x, last, 4/10/09 in 8-4 win vs. NSH

At Home:

8 - 4/10/09 in 8-4 win vs. NSH

On Road:

8 - 3/25/04 in 8-2 win at CHI

MOST GOALS SCORED AGAINST, GAME

8 - 3x, last, 3/20/11 in 8-1 loss vs. MTL

At Home:

8 - 3/20/11 in 8-1 loss vs. MTL

On Road:

8 - 2x, last, 12/26/07 in 8-3 loss at DAL

MOST GOALS SCORED BY BOTH TEAMS, GAME

13 - 11/16/06 in 7-6 SO win at NSH

At Home:

12 - 4/10/09 in 8-4 win vs. NSH

On Road:

13 - 11/16/06 in 7-6 SO win at NSH

MOST GOALS, PERIOD

5 - 10/19/05 in 3rd of 6-1 win vs. SJ

At Home:

5 - 10/19/05 in 3rd of 6-1 win vs. SJ

On Road:

4 - 6x, last, 3/16/13 in 1st of 6-4 win at COL

MOST GOALS AGAINST, PERIOD

5 - 3x, last, 1/23/04 in 3rd of 6-2 loss at ANA

At Home:

4 - 7x, last, 4/13/14 in 2nd of 7-3 loss vs. NSH

On Road:

5 - 3x, last, 1/23/04 in 3rd of 6-2 loss at ANA

MOST GOALS BY BOTH TEAMS, PERIOD

7 - 12/27/13 in 1st of 6-4 loss at WPG

At Home:

6 - 3x, last, 1/2/11 in 3rd of 6-5 OT win vs. ARI

On Road:

7 - 12/27/13 in 1st of 6-4 loss at WPG

ASSISTS

MOST ASSISTS, GAME

14 - 3/25/04 in 8-2 win at CHI

At Home:

12 - 2x, last, 10/19/10 in 6-2 win vs. VAN

On Road:

14 - 3/25/04 in 8-2 win at CHI

MOST ASSISTS AGAINST, GAME

15 - 3/20/11 in 8-1 loss vs. MTL

At Home:

15 - 3/20/11 in 8-1 loss vs. MTL

On Road:

14 - 12/26/07 in 8-3 loss at DAL

MOST ASSISTS BY BOTH TEAMS, GAME

22 - 11/16/06 in 7-6 SO win at NSH (MIN-11, NSH-11)

At Home:

21 - 1/2/11 in 6-5 OT win vs. ARI (MIN-11, ARI-10)

On Road:

22 - 11/16/06 in 7-6 SO win at NSH (MIN-11, NSH-11)

MOST ASSISTS, PERIOD

8 - 10x, last, 1/4/14 in 2nd of 5-3 win vs. WSH

At Home:

8 - 6x, last, 1/4/14 in 2nd of 5-3 win vs. WSH

On Road:

8 - 4x, last, 3/16/13 in 1st of 6-4 win at COL

MOST ASSISTS AGAINST, PERIOD

10 - 2x, last, 1/23/04 in 3rd of 6-2 loss at ANA

At Home:

8 - 3/20/11 in 2nd of 8-1 loss vs. MTL

On Road:

10 - 2x, last, 1/23/04 in 3rd of 6-2 loss at ANA

MOST ASSISTS BY BOTH TEAMS, PERIOD

13 - 12/27/13 in 1st of 6-4 loss at WPG (MIN-6, WPG- 7)

At Home:

11 - 1/2/11 in 3rd of 6-5 OT win vs. ARI (MIN-3, ARI-8)

On Road:

13 - 12/27/13 in 1st of 6-4 loss at WPG (MIN-6, WPG- 7)

POINTS

MOST POINTS, GAME

22 - 3/25/04 in 8-2 win at CHI

At Home:

19 - 4/10/09 in 8-4 win vs. NSH

On Road:

22 - 3/25/04 in 8-2 win at CHI

MOST POINTS AGAINST, GAME

22 - 2x, last, 3/20/11 in 8-1 loss vs. MTL

At Home:

22 - 3/20/11 in 8-1 loss vs. MTL

On Road:

22 - 12/26/07 in 8-3 loss at DAL

MOST POINTS BY BOTH TEAMS, GAME

34 - 11/16/06 in 7-6 SO win at NSH (MIN-17, NSH-17)

At Home:

32 - 1/2/11 in 6-5 OT win vs. ARI (MIN-17, ARI-15)

On Road:

34 - 11/16/06 in 7-6 SO win at NSH (MIN-17, NSH-17)

MOST POINTS, PERIOD

12 - 10x, last, 1/4/14 (4g-8a) in 2nd of 5-3 win vs. WSH

At Home:

12 - 7x, last, 1/4/14 (4g-8a) in 2nd of 5-3 win vs. WSH

On Road:

12 - 3x, last, 1/30/07 (4g-8a) in 3rd of 5-2 win at STL

MOST POINTS AGAINST, PERIOD

15 - 4/12/02 (5g-10a) in 2nd of 7-1 loss at ARI

At Home:

12 - 3/20/11 (4g-8a) in 2nd of 8-1 loss vs. MTL

On Road:

15 - 4/12/02 (5g-10a) in 2nd of 7-1 loss at ARI

TEAM RECORDS

MOST POINTS BY BOTH TEAMS, PERIOD

20 - 12/27/13 in 1st of 6-4 loss at WPG (MIN-9, WPG-11)

At Home:

17 - 1/2/11 in 3rd of 6-5 OT win vs. ARI (MIN-5, ARI-12)

On Road:

20 - 12/27/13 in 1st of 6-4 loss at WPG (MIN-9, WPG-11)

SPECIAL TEAMS

BEST POWER-PLAY PERCENTAGE, SEASON

20.1 - 2008-09 (66/328)

At Home:

23.8 - 2006-07 (49/206)

On Road:

19.0 - 2008-09 (32/168)

LOWEST POWER-PLAY PERCENTAGE, SEASON

9.6 - 2000-01 (36/374)

At Home:

9.7 - 2000-01 (19/198)

On Road:

9.7 - 2000-01 (17/176)

BEST PENALTY-KILL PERCENTAGE, SEASON

87.6 - 2008-09 (36/291)

At Home:

87.0 - 2x, last, 2005-06 (28/215)

On Road:

89.1 - 2008-09 (17/156)

LOWEST PENALTY-KILL PERCENTAGE, SEASON

78.8 - 2013-14 (53/250)

At Home:

78.8 - 2013-14 (24/113)

On Road:

78.8 - 2013-14 (29/137)

MOST POWER-PLAY GOALS, SEASON

77 - 2005-06

At Home:

49 - 2006-07

On Road:

32 - 2008-09

FEWEST POWER-PLAY GOALS, SEASON (Full Seasons Only)

36 - 2000-01

At Home:

19 - 2000-01

On Road:

17 - 2x, last, 2011-12

MOST POWER-PLAY GOALS AGAINST, SEASON

62 - 2001-02

At Home:

28 - 2005-06

On Road:

35 - 2001-02

FEWEST POWER-PLAY GOALS AGAINST, SEASON (Full Seasons Only)

36 - 2008-09

At Home:

19 - 2008-09

On Road:

17 - 2008-09

MOST POWER-PLAY GOALS, GAME

5 - 3x, last, 11/29/08 in 6-2 win at NSH

At Home:

5 - 2x, last, 2/7/06 in 5-1 win vs. LA

On Road:

5 - 11/29/08 in 6-2 win at NSH

MOST POWER-PLAY GOALS AGAINST, GAME

4 - 1/30/10 in 5-2 loss at SJ

At Home:

3 - 2x, last, 2/8/02 in 6-0 loss vs. COL

On Road:

4 - 1/30/10 in 5-2 loss at SJ

MOST POWER-PLAY GOALS, PERIOD

4 - 12/14/07 in 2nd of 5-2 win at ANA

At Home:

3 - 4x, last, 1/4/14 in 2nd of 5-3 win vs. WSH

On Road:

4 - 12/14/07 in 2nd of 5-2 win at ANA

MOST POWER-PLAY GOALS AGAINST, PERIOD

3 - 2x, last, 4/2/03 in 1st of 3-0 loss at CBJ

At Home:

3 - 2/8/02 in 1st of 6-0 loss vs. COL

On Road:

3 - 4/2/03 in 1st of 3-0 loss at CBJ

MOST POWER-PLAY CHANCES, SEASON

453 - 2005-06 (77 PPGs, 17.0%)

At Home:

236 - 2005-06 (46 PPGs, 19.5%)

On Road:

217 - 2005-06 (31 PPGs, 14.3%)

FEWEST POWER-PLAY CHANCES, SEASON (Full Seasons Only)

258 - 2011-12 (39 PPGs, 15.1%)

At Home:

129 - 2013-14 (23 PPGs, 17.8%)

On Road:

136 - 2011-12 (17 PPGs, 12.5%)

MOST POWER-PLAY CHANCES, GAME

11 - 3x, last, 11/29/08 in 6-2 win at NSH

At Home:

11 - 12/29/06 in 4-3 OT win vs. CBJ

On Road:

11 - 2x, last, 11/29/08 in 6-2 win at NSH

FEWEST POWER-PLAY CHANCES, GAME

0 - 6x, last 11/30/13 in 3-2 loss at COL

At Home:

0 - 3/6/07 in 3-0 loss vs. SJ

On Road:

TEAM RECORDS

FEWEST SHORT-HANDED GOALS AGAINST, SEASON (Full Seasons Only)

4 - 2011-12
At Home:
 1 - 2x, last, 2013-14
On Road:
 1 - 2002-03

MOST SHORT-HANDED GOALS, GAME

2 - 2x, last, 4/11/09 in 6-3 win at CBJ
At Home:
 2 - 11/26/00 in 4-2 win vs. VAN
On Road:
 2 - 4/11/09 in 6-3 win at CBJ

MOST SHORT-HANDED GOALS AGAINST, GAME

2 - 2x, last, 2/14/09 in 5-3 loss vs. OTT
At Home:
 2 - 2x, last, 2/14/09 in 5-3 loss vs. OTT
On Road:
 1 - 56x, last, 3/27/14 in 5-1 loss at STL

MOST SHORT-HANDED GOALS, PERIOD

2 - 11/26/00 in 2nd of 4-2 win vs. VAN
At Home:
 2 - 11/26/00 in 2nd of 4-2 win vs. VAN
On Road:
 1 - 36x, last 3/8/14 in 1st of 4-3 loss at DAL

MOST SHORT-HANDED GOALS AGAINST, PERIOD

1 - 98x, last, 4/10/14 in 2nd of 4-2 win vs. STL
At Home:
 1 - 42x, last, 4/10/14 in 2nd of 4-2 win vs. STL
On Road:
 1 - 56x, last, 3/27/14 in 1st of 5-1 loss at STL

MOST TIMES SHORT-HANDED, SEASON

436 - 2005-06 (55 PPGA, 87.4%)
At Home:
 215 - 2005-06 (28 PPGA, 87.0%)
On Road:
 221 - 2005-06 (27 PPGA, 87.8%)

FEWEST TIMES SHORT-HANDED, SEASON (Full Seasons Only)

283 - 2003-04 (44 PPGA, 84.5%)
At Home:
 132 - 2011-12 (19 PPGA, 85.6%)
On Road:
 141 - 2003-04 (21 PPGA, 85.1%)

MOST SHORT-HANDED SITUATIONS, GAME

10 - 3x, last, 10/21/10 in 4-2 win at EDM
At Home:
 9 - 2x, last, 1/24/06 in 3-2 win vs. ARI
On Road:
 10 - 3x, last, 10/21/10 in 4-2 win at EDM

MOST CONSECUTIVE GAMES WITH A SHORT-HANDED GOAL, SEASON

2 - 8x, last, 11/9-11/23/11
At Home:
 2 - 11/19-11/23/11
On Road:
 2 - 2x, last, 4/7-4/9/06

MOST CONSECUTIVE GAMES WITH A SHORT-HANDED GOAL AGAINST, SEASON

3 - 2x, last, 3/26-4/5/10
At Home:
 3 - 10/15-10/20/00
On Road:
 3 - 3/26-4/5/10

PENALTY MINUTES

MOST PENALTY MINUTES, SEASON

1,209 - 2x, last, 2005-06
At Home:
 591 - 2005-06
On Road:
 681 - 2001-02

FEWEST PENALTY MINUTES, SEASON (Full Seasons Only)

783 - 2013-14
At Home:
 394 - 2008-09
On Road:
 425 - 2006-07

MOST PENALTY MINUTES, GAME

57 - 3/2/02 in 6-3 loss at VAN
At Home:
 54 - 3/28/08 in 4-0 win vs. VAN
On Road:
 57 - 3/2/02 in 6-3 loss at VAN

MOST PENALTY MINUTES BY OPPONENT, GAME

69 - 4/8/11 in 3-1 win at EDM
At Home:
 63 - 2/2/04 in 4-0 win vs. STL
On Road:
 69 - 4/8/11 in 3-1 win at EDM

MOST PENALTY MINUTES BY BOTH TEAMS, GAME

122 - 4/8/11 in 3-1 win at EDM (MIN-53, EDM-69)
At Home:
 113 - 3/28/08 in 4-0 win vs. VAN (MIN-64, VAN-49)
On Road:
 122 - 4/8/11 in 3-1 win at EDM (MIN-53, EDM-69)

MOST PENALTY MINUTES, PERIOD

48 - 3/28/08 in 3rd of 4-0 win vs. VAN
At Home:
 48 - 3/28/08 in 3rd of 4-0 win vs. VAN
On Road:
 47 - 4/8/11 in 1st of 3-1 win at EDM

MOST PENALTY MINUTES BY OPPONENT, PERIOD

53 - 4/8/11 in 1st of 3-1 win at EDM
At Home:
 44 - 2x, last, 2/9/12 in 3rd of 5-2 loss vs. VAN
On Road:
 53 - 4/8/11 in 1st of 3-1 win at EDM

MOST PENALTY MINUTES BY BOTH TEAMS, PERIOD

100 - 4/8/11 in 1st of 3-1 win at EDM (MIN-47, EDM-53)
At Home:
 81 - 3/28/08 in 3rd of 4-0 win vs. VAN (MIN-48, VAN-33)
On Road:
 100 - 4/8/11 in 1st of 3-1 win at EDM (MIN-47, EDM-53)

PENALTIES

MOST PENALTIES, GAME

16 - 3/2/02 in 6-3 loss at VAN
At Home:
 15 - 2/2/04 in 4-0 win vs. STL
On Road:
 16 - 3/2/02 in 6-3 loss at VAN

MOST PENALTIES BY OPPONENT, GAME

16 - 3x, last, 11/29/08 in 6-2 win at NSH
At Home:
 16 - 2x, last, 2/2/04 in 4-0 win vs. STL
On Road:
 16 - 11/29/08 in 6-2 win at NSH

MOST PENALTIES BY BOTH TEAMS, GAME

31 - 2/2/04 in 4-0 win vs. STL (MIN-15, STL-16)
At Home:
 31 - 2/2/04 in 4-0 win vs. STL (MIN-15, STL-16)
On Road:
 25 - 2x, last, 11/29/08 in 6-2 win at NSH (MIN-9, NSH-16)

FEWEST PENALTIES, GAME

0 - 5x, last, 3/17/14 in 4-1 loss at BOS
At Home:
 0 - 3x, last, 3/15/14 in 2-1 loss vs. CBJ
On Road:
 0 - 3/17/14 in 4-1 loss at BOS

TEAM RECORDS

FEWEST PENALTIES BY OPPONENT, GAME

0 - 4x, last, 11/30/13 in 3-2 loss at COL
At Home:
 0 - 3/6/07 in 3-0 loss vs. SJ
On Road:
 0 - 3x, last, 11/30/13 in 3-2 loss at COL

FEWEST PENALTIES BY BOTH TEAMS, GAME

0 - 11/30/13 in 3-2 loss at COL
At Home:
 1 - 3/15/14 in 2-1 loss vs. CBJ (MIN-0, CBJ-1)
On Road:
 0 - 11/30/13 in 3-2 loss at COL

SHOTS

MOST SHOTS, SEASON

2,431 - 2006-07
At Home:
 1,235 - 2006-07
On Road:
 1,196 - 2006-07

FEWEST SHOTS, SEASON (Full Seasons Only)

1,954 - 2001-02
At Home:
 965 - 2001-02
On Road:
 981 - 2003-04

MOST SHOTS AGAINST, SEASON

2,625 - 2010-11
At Home:
 1,244 - 2000-01
On Road:
 1,403 - 2010-11

FEWEST SHOTS AGAINST, SEASON (Full Seasons Only)

2,273 - 2013-14
At Home:
 1,046 - 2001-02
On Road:
 1,091 - 2002-03

MOST SHOTS, GAME

47 - 12/21/02 in 4-2 loss at COL
At Home:
 45 - 11/3/11 in 5-1 win vs. VAN
On Road:
 47 - 12/21/02 in 4-2 loss at COL

MOST SHOTS AGAINST, GAME

56 - 11/8/01 in 5-3 win at BOS
At Home:
 51 - 12/22/07 in 4-1 loss vs. DET
On Road:
 56 - 11/8/01 in 5-3 win at BOS

MOST SHOTS BY BOTH TEAMS, GAME

90 - 11/16/06 in 7-6 SO win at NSH (MIN-45, NSH-45)
At Home:
 77 - 2/19/12 in 2-0 win vs. BOS (MIN-29, ARI-48)
On Road:
 90 - 11/16/06 in 7-6 SO win at NSH (MIN-45, NSH-45)

FEWEST SHOTS, GAME

11 - 5x, last, 1/4/14 in 5-3 win vs. WSH
At Home:
 11 - 2x, last, 1/4/14 in 5-3 win vs. WSH
On Road:
 11 - 3x, last, 1/23/04 in 6-2 loss at ANA

FEWEST SHOTS AGAINST, GAME

13 - 1/18/03 in 1-0 loss vs. ANA
At Home:
 13 - 1/18/03 in 1-0 loss vs. ANA
On Road:
 14 - 3x, last 10/15/13 in 4-1 loss at TOR

FEWEST SHOTS BY BOTH TEAMS, GAME

32 - 2/15/04 in 2-1 loss vs. CGY (MIN-16, CGY-16)
At Home:
 32 - 2/15/04 in 2-1 loss vs. CGY (MIN-16, CGY-16)
On Road:
 35 - 10/10/11 in 2-1 loss at NYI (MIN-21, STL-14)

MOST SHOTS, PERIOD

23 - 3/22/09 in 2nd of 3-0 win vs. EDM
At Home:
 23 - 3/22/09 in 2nd of 3-0 win vs. EDM
On Road:
 22 - 11/22/06 in 2nd of 4-2 loss at MTL

MOST SHOTS AGAINST, PERIOD

25 - 2x, last, 1/22/11 in 2nd of 4-3 loss at SJ
At Home:
 20 - 3/16/10 in 4-2 win vs. EDM
On Road:
 25 - 2x, last, 1/22/11 in 2nd of 4-3 loss at SJ

MOST SHOTS BY BOTH TEAMS, PERIOD

36 - 2x, last, 2/27/03 in 2nd of 6-3 win at MTL (MIN-21, MTL-15)
At Home:
 33 - 11/28/09 in 3rd of 4-2 win vs. TB (MIN-14, TB-19)
On Road:
 36 - 2x, last, 2/27/03 in 2nd of 6-3 win at MTL (MIN-21, MTL-15)

FEWEST SHOTS, PERIOD

0 - 11/08/01 in 3rd of 5-3 win at BOS
At Home:
 1 - 6x, last, 1/14/14 in 1st of 5-3 win vs. WSH
On Road:
 0 - 11/08/01 in 3rd of 5-3 win at BOS

FEWEST SHOTS AGAINST, PERIOD

0 - 3x, last, 3/3/13 in 2nd of 4-2 win at EDM
At Home:
 0 - 2x, last, 3/31/09 in 3rd of 2-1 OT loss vs. VAN
On Road:
 0 - 3/3/13 in 2nd of 4-2 win at EDM

FEWEST SHOTS BY BOTH TEAMS, PERIOD

4 - 10/18/05 in 3rd of 2-1 loss at ARI (MIN 2, ARI 2)
At Home:
 6 - 3/14/01 in 3rd of 1-0 loss vs. STL (MIN-5, STL-1)
On Road:
 4 - 10/18/05 in 3rd of 2-1 loss at ARI (MIN 2, ARI 2)

FASTEST GOALS

FASTEST GOAL FROM START OF GAME

0:12 - Justin Fontaine, 10/12/13 in 5-1 win vs. DAL
At Home:
 0:12 - Justin Fontaine, 10/12/13 in 5-1 win vs. DAL
On Road:
 0:24 - Mikko Koivu, 12/8/11 in 4-2 win at LA

FASTEST GOAL AGAINST FROM START OF GAME

0:13 - Brenden Morrow, 10/29/08 in 4-2 loss at DAL
At Home:
 0:26 - Andrew Brunette, 12/23/05 in 5-3 win vs. COL
On Road:
 0:13 - Brenden Morrow, 10/29/08 in 4-2 loss at DAL

FASTEST GOAL FROM START OF 2ND PERIOD:

0:09 - Brian Rolston, 11/30/07 in 3-2 OT win vs. STL
At Home:
 0:09 - Brian Rolston, 11/30/07 in 3-2 OT win vs. STL
On Road:
 0:12 - 2x, last, Andrew Brunette, 4/5/10 in 4-1 loss at EDM

FASTEST GOAL AGAINST FROM START OF 2ND PERIOD

0:11 - Brad Richards, 10/25/03 in 3-2 loss at TB
At Home:
 0:20 - Pavel Datsyuk, 2/17/13 in 3-2 win vs. DET
On Road:
 0:11 - Brad Richards, 10/25/03 in 3-2 loss at TB

TEAM RECORDS



Justin Fontaine owns the franchise record for the fastest goal from start of game with his tally 12 seconds into the game on 10/12/13 vs. Dallas.

FASTEST GOAL FROM START OF 3RD PERIOD

0:08 - Jason Zucker, 1/16/14 in 4-1 win vs. EDM

At Home: 0:08 - Jason Zucker, 1/16/14 in 4-1 win vs. EDM

On Road: 0:21 - Ryan Suter, 3/20/14 in 4-3 OT loss at NJ

FASTEST GOAL AGAINST FROM START OF 3RD PERIOD

0:07 - Trent Klatt, 11/26/00 in 4-2 win vs. VAN

At Home: 0:07 - Trent Klatt, 11/26/00 in 4-2 win vs. VAN

On Road: 0:09 - Patrick Marleau, 10/10/09 in 4-2 loss at SJ

FASTEST GOAL FROM START OF OVERTIME

0:15 - Mikko Koivu, 13/29/12 in 3-2 OT win vs. FLA

At Home: 0:15 - Mikko Koivu, 13/29/12 in 3-2 OT win vs. FLA

On Road: 0:25 - Marian Gaborik, 10/18/06 in 2-1 OT win vs. LA

FASTEST GOAL AGAINST FROM START OF OVERTIME

0:21 - Oleg Tverdovsky, 12/8/00 in 1-0 OT loss vs. ANA

At Home: 0:21 - Oleg Tverdovsky, 12/8/00 in 1-0 OT loss vs. ANA

On Road: 0:25 - Lee Stempniak, 3/10/06 in 2-1 OT loss at STL

LATEST OVERTIME GOAL

4:55 - Marian Gaborik, 2/17/08 in 5-4 OT win vs. NSH

At Home: 4:55 - Marian Gaborik, 2/17/08 in 5-4 OT win vs. NSH

On Road: 4:46 - Mikko Koivu, 3/5/09 in 4-3 OT win at SJ

LATEST OVERTIME GOAL AGAINST

4:55 - Mathieu Perreault, 10/5/13 in 4-3 OT loss vs. ANA

At Home: 4:55 - Mathieu Perreault, 10/5/13 in 4-3 OT loss vs. ANA

On Road: 4:39 - Sami Salo, 10/22/11 in 3-2 OT loss at VAN

FASTEST TWO GOALS, INDIVIDUAL

0:16 - Pierre-Marc Bouchard, 2/10/06, @18:51 & 19:07 of 1st of 6-3 win at EDM

At Home: 0:40 - Charlie Coyle, 1/11/14, @ 14:19 & 14:59 of 2nd of 4-2 loss vs. COL

On Road: 0:16 - Pierre-Marc Bouchard, 2/10/06, @18:51 & 19:07 of 1st of 6-3 win at EDM

FASTEST TWO GOALS AGAINST, INDIVIDUAL

0:20 - Stu Barnes, 10/19/03, @ 8:16 & 8:36 of 2nd of 3-1 loss at DAL

At Home: 0:57 - Sergei Zubov, 11/25/01, @ 8:23 & 9:20 of 3rd of 4-3 loss vs. DAL

On Road: 0:20 - Stu Barnes, 10/19/03, @ 8:16 & 8:36 of 2nd of 3-1 loss at DAL

FASTEST TWO GOALS, TEAM

0:03 - Jim Dowd & Richard Park, 1/21/04, @ 19:44 & 19:47 of 3rd of 4-2 win vs. CHI

At Home: 0:03 - Jim Dowd & Richard Park, 1/21/04, @ 19:44 & 19:47 of 3rd of 4-2 win vs. CHI

On Road: 0:11 - Mattias Weinhandl & Wes Walz, 4/15/06, @ 7:37 & 7:48 of 3rd of 4-3 OT loss at DAL

FASTEST TWO GOALS AGAINST, TEAM

0:10 - Scott Mellanby & Sergei Varlamov, 12/2/01 @ 6:42 & 6:52 of 2nd of 4-4 OT tie vs. STL

At Home: 0:10 - Scott Mellanby & Sergei Varlamov, 12/2/01 @ 6:42 & 6:52 of 2nd of 4-4 OT tie vs. STL

On Road: 0:14 - 2x, last, Brenden Morrow & Mike Modano, 12/26/06 @ 8:12 & 8:26 of 3rd in 8-3 loss at DAL

FASTEST TWO GOALS, BOTH TEAMS

0:07 - 2x, last, Taylor Pyatt (VAN) & Pierre-Marc Bouchard (MIN), 1/21/08, @ 19:31 & 19:38 of 3rd in 4-2 win at VAN

At Home: 0:10 - Mark Parrish (MIN) & Jonathan Cheechoo (SJ), 12/31/07, @ 15:22 & 15:32 of 3rd in 3-2 loss vs. SJ

On Road: 0:07 - 2x, last, Taylor Pyatt (VAN) & Pierre-Marc Bouchard (MIN), 1/21/08, @ 19:31 & 19:38 of 3rd in 4-2 win at VAN

FASTEST THREE GOALS, INDIVIDUAL

12:05 - Gaborik, 12/20/07 @ 13:33 of 1st, 3:47 & 5:38 of 2nd in 6-3 win vs. NYR

At Home: 12:05 - Gaborik, 12/20/07 @ 13:33 of 1st, 3:47 & 5:38 of 2nd in 6-3 win vs. NYR

On Road: 17:08 - Latendresse, 1/16/10 @ 17:35 of 2nd, 10:36 & 14:43 of 3rd in 6-4 loss @ ARI

FASTEST THREE GOALS AGAINST, INDIVIDUAL

10:39 - Max Pacioretty (MTL) @ 2:57, 10:06 & 13:36 of 2nd of 6-2 loss at MTL

At Home: 20:36 - P.K. Subban (MTL), 3/20/11, @ 0:51 & 16:23 of 2nd, 1:27 of 3rd in 8-1 loss vs. MTL

On Road: 10:39 - Max Pacioretty (MTL) @ 2:57, 10:06 & 13:36 of 2nd of 6-2 loss at MTL

FASTEST THREE GOALS, TEAM

1:41 - Andrei Zyuzin, Wes Walz and Matt Johnson, 3/25/04, @ 7:27, 7:47 & 9:08 of 1st of 8-2 win at CHI

At Home: 1:51 - Cal Clutterbuck, Chad Rau and Kyle Brodziak, 1/21/12, @ 13:37, 13:51 & 14:36 of 2nd of 5-2 win vs. DAL

TEAM RECORDS

On Road:

1:41 - Andrei Zyuzin, Wes Walz and Matt Johnson, 3/25/04, @ 7:27, 7:47 & 9:08 of 1st of 8-2 win at CHI

FASTEST THREE GOALS AGAINST, TEAM

1:08 - Todd Bertuzzi, Trevor Letowski & Ed Jovanovski, 11/02/02 @ 9:24, 9:51 & 10:32 of 1st of 4-2 loss vs. VAN

At Home:

1:08 - Todd Bertuzzi, Trevor Letowski & Ed Jovanovski, 11/02/02 @ 9:24, 9:51 & 10:32 of 1st of 4-2 loss vs. VAN

On Road:

1:31 - Trevor Daley, Tom Wandell & Mike Ribiero, 3/11/11 @15:52, 17:05 & 17:23 of 2nd of 4-0 loss at DAL

FASTEST THREE GOALS, BOTH TEAMS

0:35 - Ales Kotalik and Stu Barnes (BUF), Antti Laaksonen (MIN), 12/28/02, @ 18:29, 18:46, & 19:04 of 3rd of 4-3 win at BUF

At Home:

0:38 - Pascal Dupuis (MIN), Scott Mellanby and Sergei Varlamov (STL), 12/2/01, @ 6:14, 6:42, & 6:52 of 2nd of 4-4 OT tie vs. STL

On Road:

0:35 - Ales Kotalik and Stu Barnes (BUF), Antti Laaksonen (MIN), 12/28/02, @ 18:29, 18:46, & 19:04 of 3rd of 4-3 win at BUF

FASTEST FOUR GOALS, TEAM

5:20 - Andrew Brunette, Alexandre Daigle, Filip Kuba and Antti Laaksonen, 1/16/04, @ 8:33, 12:00, 12:30 & 13:53 of 3rd of 4-2 win vs. PIT

At Home:

5:20 - Andrew Brunette, Alexandre Daigle, Filip Kuba and Antti Laaksonen, 1/16/04, @ 8:33, 12:00, 12:30 & 13:53 of 3rd of 4-2 win vs. PIT

On Road:

7:34 - Andrei Zyuzin, Wes Walz, Matt Johnson, and Antti Laaksonen, 3/25/04 @ 7:27, 7:47, 9:08 & 15:01 of 1st of 8-2 win at CHI

FASTEST FOUR GOALS AGAINST, TEAM

2:36 - Ladislav Nagy, Landon Wilson, Denis Pederson and Daymond Langkow, 4/12/02 @ 11:23, 11:42, 13:16 & 13:59 of 2nd of 7-1 loss at ARI

At Home:

10:17 - Brandon Yip, Patric Hornqvist and Mike Fisher (2), 1/31/12 @ 9:22, 16:39, 17:00 & 19:39 of 3rd in 5-4 loss vs. NSH

On Road:

2:36 - Ladislav Nagy, Landon Wilson, Denis Pederson & Daymond Langkow, 4/12/02 @ 11:23, 11:42, 13:16 & 13:59 of 2nd of 7-1 loss at ARI

FASTEST FOUR GOALS, BOTH TEAMS

1:57 - Patrick Marleau, Scott Hannan (SJ) & Richard Park, Pascal Dupuis (MIN), 2/07/03, @ 4:37, 5:10, 5:50 & 6:34 of 1st of 4-3 win vs. SJ

At Home:

1:57 - Patrick Marleau, Scott Hannan (SJ) & Richard Park, Pascal Dupuis (MIN), 2/07/03, @ 4:37, 5:10, 5:50 & 6:34 of 1st of 4-3 win vs. SJ

On Road:

2:47 - Cliff Ronning, Marian Gaborik, Antti Laaksonen (MIN) & Jaroslav Modry (LA), 11/04/02 @ 17:07, 18:21, 18:51 & 19:54 of 3rd of 5-2 win at LA

INDIVIDUAL RECORDS

GAMES PLAYED

MOST GAMES PLAYED, CAREER

743 - Nick Schultz, 2001-12

By Left Wing

489 - Andrew Brunette, 2001-04, 2008-11

By Center

601 - Mikko Koivu 2005-2014

By Right Wing

565 - Pierre-Marc Bouchard, 2002-2013

By Defenseman

743 - Nick Schultz, 2001-12

MOST CONSECUTIVE GAMES PLAYED

288 - Antti Laaksonen, 2000-04

MOST GAMES PLAYED, SEASON

82 - Matt Cooke, 2013-14
- Jason Pominville, 2013-14
- Ryan Suter, 2013-14
- Kyle Brodziak, 2011-12; 2009-10
- Dany Heatley, 2011-12
- Darroll Powe, 2011-12
- Eric Nystrom, 2010-11
- Greg Zanon, 2010-11
- Andrew Brunette, 2010-11; 2009-10; 2003-04; 2002-03
- Antti Miettinen, 2008-09
- James Sheppard, 2008-09
- Brent Burns, 2007-08
- Pierre-Marc Bouchard, 2006-07
- Mikko Koivu, 2006-07
- Branko Radivojevic, 2006-07
- Nick Schultz, 2006-07
- Wes Walz, 2005-06; 2000-01
- Brian Rolston, 2005-06
- Antti Laaksonen; 2002-03; 2001-02; 2000-01
- Jim Dowd, 2001-02

By Defenseman

82 - Ryan Suter, 2013-14
- Greg Zanon, 2010-11
- Brent Burns, 2007-08
- Nick Schultz, 2006-07

By Rookie

78 - Cal Clutterbuck, 2008-09
- James Sheppard, 2007-08

GOALS

MOST GOALS, CAREER

219 - Marian Gaborik, 2000-09

By Left Wing

119 - Andrew Brunette, 2001-04, 2008-11

By Center

130 - Mikko Koivu, 2005-14

By Right Wing

219 - Marian Gaborik, 2000-09

By Defenseman

55 - Brent Burns, 2003-11

MOST GOALS, SEASON

42 - Marian Gaborik, 2007-08

By Left Wing

34 - Brian Rolston, 2005-06

By Center

22 - Mikko Koivu, 2009-10

- Kyle Brodziak, 2011-12

By Right Wing

42 - Marian Gaborik, 2007-08

By Defenseman

17 - Brent Burns, 2010-11

By Rookie

18 - Marian Gaborik, 2000-01

INDIVIDUAL RECORDS

MOST GOALS, GAME
5 - Marian Gaborik, 12/20/07 vs. NYR
By Defenseman
3 - Ryan Suter, 1/4/14 vs. WSH
By Rookie
3 - Justin Fontaine, 1/9/14 at ARI
By Rookie in his NHL debut
1 - 5x, last, Chad Rau, 1/21/12 vs. DAL
MOST GOALS AGAINST, GAME
3 - 15x, last, T.J. Oshie, 3/27/14 at STL
MOST GOALS, PERIOD
2 - 68x, last, Jason Pominville, 4/8/14 vs. BOS (1st)
MOST GOALS AGAINST, PERIOD
3 - 2x, last, Max Pacioretty, 11/19/13 at MTL (2nd)
MOST GOALS AT HOME, SEASON
28 - Marian Gaborik, 2007-08
By Defenseman
10 - Brent Burns, 2007-08
By Rookie
9 - 2x, last, Kurtis Foster, 2005-06
MOST GOALS ON ROAD, SEASON
22 - Marian Gaborik, 2002-03
By Defenseman
11 - Brent Burns, 2010-11
By Rookie
11 - Marian Gaborik, 2000-01
MOST POWER-PLAY GOALS, CAREER
59 - Marian Gaborik, 2000-09
By Defenseman
26 - Brent Burns, 2003-11
MOST POWER-PLAY GOALS, SEASON
15 - Brian Rolston, 2005-06
By Defenseman
10 - Marek Zidlicky, 2008-09
By Rookie
6 - 2x, last, Kurtis Foster, 2005-06
MOST POWER-PLAY GOALS, GAME
2 - 30x, last, Ryan Suter, 1/4/14 vs. WSH
MOST POWER-PLAY GOALS AGAINST, GAME
2 - 12x, last, Joe Pavelski, 12/12/13 at SJ
MOST POWER-PLAY GOALS, PERIOD
2 - 13x, last, Ryan Suter, 1/4/14 vs. WSH (2nd)
MOST POWER-PLAY GOALS AGAINST, PERIOD
2 - 4x, last, Jamie Langenbrunner, 1/2/10 vs. NJ (2nd)
MOST SHORT-HANDED GOALS, CAREER
14 - Wes Walz, 2000-07
MOST SHORT-HANDED GOALS, SEASON
7 - Wes Walz, 2000-01
MOST SHORT-HANDED GOALS, GAME
1 - Several times, last, Kyle Brodziak, 4/10/14 vs. STL
MOST SHORT-HANDED GOALS AGAINST, GAME
1 - Several times, last, Jaden Schwartz, 4/10/14 vs. STL
MOST SHORT-HANDED GOALS, PERIOD
1 - Several times, last, Kyle Brodziak, 4/10/14 vs. STL (2nd)
MOST SHORT-HANDED GOALS AGAINST, PERIOD
1 - Several times, last, Jaden Schwartz, 4/10/14 vs. STL (2nd)
MOST GAME-WINNING GOALS, CAREER
43 - Marian Gaborik, 2000-09
By Defenseman
13 - Brent Burns, 2003-11

MOST GAME-WINNING GOALS, SEASON
8 - 3x, last, Marian Gaborik and Brian Rolston, 2007-08
By Defenseman
4 - 2x, last, Brent Burns, 2007-08
MOST OVERTIME GOALS, CAREER
5 - Brent Burns, 2003-11
By Defenseman
5 - Brent Burns, 2003-11
MOST OVERTIME GOALS, SEASON
3 - Marian Gaborik, 2007-08
By Defenseman
2 - Brent Burns, 2006-07
FEWEST GAMES TO 20 GOALS
33 - Marian Gaborik, 2002-03
LONGEST GOAL-SCORING STREAK
6 - Brian Rolston (Gg), 1/21-2/5/08

ASSISTS

MOST ASSISTS, CAREER
322 - Mikko Koivu, 2005-14
By Left Wing
202 - Andrew Brunette, 2001-04; 2008-11
By Center
322 - Mikko Koivu, 2005-14
By Right Wing
241 - Pierre-Marc Bouchard, 2002-13
By Defenseman
128 - Brent Burns, 2003-11
By Goaltender
5 - Niklas Backstrom, 2006-14
MOST ASSISTS, SEASON
50 - Pierre-Marc Bouchard, 2007-08
By Left Wing
48 - Andrew Brunette, 2001-02
By Center
49 - Mikko Koivu, 2009-10
By Right Wing
50 - Pierre-Marc Bouchard, 2007-08
By Defenseman
37 - Marek Zidlicky, 2009-10
By Goaltender
3 - Manny Fernandez, 2005-06
By Rookie
21 - Filip Kuba, 2000-01
MOST ASSISTS, GAME
4 - 6x, last, Mikko Koivu, 1/2/11 vs. ARI
By Defenseman
3 - 7x, last, Ryan Suter, 3/14/13 vs. COL
By Rookie
3 - 5x, last, Jason Zucker, 3/31/12 vs. LA
By Rookie in NHL debut
1 - 6x, last, Chay Genoway, 4/7/12 vs. ARI
By Goaltender
1 - 14x, last, Niklas Backstrom, 12/2/11 vs. NJ
MOST ASSISTS BY OPPONENT, GAME
4 - 3x, last, Ed Jovanovski, 1/16/10 at ARI
MOST ASSISTS, PERIOD
3 - 2x, last, Martin Havlat, 10/6/09 vs. ANA (3rd)
MOST ASSISTS BY OPPONENT, PERIOD
3 - 8x, last, Steve Downie, 3/6/12 at COL (2nd)
MOST ASSISTS AT HOME, SEASON
34 - Mikko Koivu, 2009-10
By Defenseman
24 - Marek Zidlicky, 2009-10
By Rookie
13 - Marian Gaborik, 2000-01

INDIVIDUAL RECORDS

MOST ASSISTS ON ROAD, SEASON
28 - Pierre-Marc Bouchard, 2007-08
By Defenseman
19 - Ryan Suter, 2013-14
By Rookie
11 - Nick Johnson, 2011-12
MOST POWER-PLAY ASSISTS, CAREER
125 - Mikko Koivu, 2005-14
By Defenseman
45 - Brent Burns, 2003-11
MOST POWER-PLAY ASSISTS, SEASON
24 - Pierre-Marc Bouchard, 2005-06
By Defenseman
20 - Marek Zidlicky, 2009-10
By Rookie
12 - Kurtis Foster, 2005-06
LONGEST ASSIST STREAK
8 - Jim Dowd (9a), 2/27-3/17/02

POINTS

MOST POINTS, CAREER
452 - Mikko Koivu (130g-322a), 2005-14
By Left Wing
321 - Andrew Brunette (119g-202a), 2001-04; 2008-11
By Center
452 - Mikko Koivu (130g-322a), 2005-14
By Right Wing
437 - Marian Gaborik (219g-218a), 2000-09
By Defenseman
183 - Brent Burns (55g-128a), 2003-11
By Goaltender
5 - Niklas Backstrom (5a), 2006-12
MOST POINTS, SEASON
83 - Marian Gaborik (42g-41a), 2007-08
By Left Wing
79 - Brian Rolston (34g-45a), 2005-06
By Center
71 - Mikko Koivu (22g-49a), 2009-10
By Right Wing
83 - Marian Gaborik (42g-41a), 2007-08
By Defenseman
46 - Brent Burns (17g-29a), 2010-11
By Goaltender
3 - Manny Fernandez (3a), 2005-06
By Rookie
36 - Marian Gaborik (18g-18a), 2000-01
MOST POINTS, GAME
6 - Marian Gaborik (2g-4a), 10/26/02 at ARI
- Marian Gaborik (5g-1a), 12/20/07 vs. NYR
By Defenseman
3 - 21x, last, Ryan Suter (3g), 1/14/14 vs. WSH
By Rookie
3 - 6x, last, Justin Fontaine (3g), 1/9/14 at ARI
By Rookie in his NHL debut
1 - 11x, last, Chay Genoway (1a), 4/7/12 vs. ARI
By Goaltender
1 - 14x, last, Niklas Backstrom, 12/2/11 vs. NJ
MOST POINTS BY OPPONENT, GAME
5 - 2x, last, Corey Perry (3g-2a), 12/12/10 at ANA
MOST POINTS, PERIOD
3 - 21x, last, Zach Parise (1g, 2a), Mikael Granlund (1g, 2a), 1/30/14 at COL (3rd)
MOST POINTS AGAINST, PERIOD
4 - Vaclav Prospal (3g-1a) at ANA (3rd)

MOST POINTS AT HOME, SEASON
51 - Marian Gaborik (28g-23a), 2007-08
By Defenseman
28 - 2x, last, Marek Zidlicky (9g-19a), 2008-09
By Rookie
20 - Marian Gaborik (7g-13a), 2000-0
MOST POINTS ON ROAD, SEASON
36 - 2x, last, Mikko Koivu (10g-26a), 2010-11
By Defenseman
23 - Brent Burns (11g, 12a), 2010-11
By Rookie
16 - Marian Gaborik (11g-5a), 2000-01
MOST POWER-PLAY POINTS, CAREER
163 - Mikko Koivu (38g-125a), 2005-14
By Defenseman
71 - Brent Burns (26g-45a), 2003-11
MOST POWER-PLAY POINTS, SEASON
34 - Brian Rolston (13g-21a), 2006-07
By Defenseman
25 - Marek Zidlicky (10g-15a), 2008-09
By Rookie
18 - Kurtis Foster (6g-12a), 2005-06
MOST SHORT-HANDED POINTS, CAREER
21 - Wes Walz (14g-7a), 2000-07
MOST SHORT-HANDED POINTS, SEASON
9 - Wes Walz (7g-2a), 2000-01
LONGEST POINT STREAK
10 - Andrew Brunette (5g-12a), 3/7-3/27/02
By Defenseman
7 - Ryan Suter (1g-8a), 2/26-3/10/13
MOST POINTS IN TWO CONSECUTIVE GAMES
7 - 3x, last, Zach Parise (3g-4a), 1/28-1/30/14
MOST POINTS IN THREE CONSECUTIVE GAMES
9 - Mikko Koivu (1g-8a), 10/11-10/16/08
MOST POINTS IN FOUR CONSECUTIVE GAMES
9 - 4x, last, Mikko Koivu (1g-8a), 10/11-10/16/08
MOST MULTI-POINT GAMES, CAREER
114 - Marian Gaborik, 2000-09
By Left Wing
68 - Andrew Brunette, 2001-04, 2008-11
By Center
106 - Mikko Koivu, 2005-14
By Right Wing
114 - Marian Gaborik, 2000-09
By Defenseman
26 - Brent Burns, 2003-11
MOST MULTI-POINT GAMES, SEASON
22 - Marian Gaborik, 2005-06
By Left Wing
20 - Brian Rolston, 2005-06
By Center
20 - Mikko Koivu, 2009-10
By Right Wing
22 - Marian Gaborik, 2005-06
By Defenseman
9 - 2x, last, Marek Zidlicky, 2009-10
By Rookie
9 - Kurtis Foster, 2005-06

INDIVIDUAL RECORDS

SHOTS

MOST SHOTS, CAREER

1,694 - Marian Gaborik, 2000-09

By Defenseman

794 - Brent Burns, 2003-11

MOST SHOTS, SEASON

305 - Brian Rolston, 2006-07

By Defenseman

170 - Brent Burns, 2010-11

By Rookie

179 - Marian Gaborik, 2000-01

MOST SHOTS, GAME

11 - Brian Rolston, 10/27/06 vs. ANA

By Defenseman

8 - Brent Burns, 3/29/11 at STL

By Rookie

8 - Cal Clutterbuck, 4/7/09 vs. DAL

MOST SHOTS BY OPPONENT, GAME

12 - 2x, last, Richard Zednik, 12/10/01 at MTL

PENALTY MINUTES

MOST PENALTY MINUTES, CAREER

698 - Matt Johnson, 2000-04

By Defenseman

333 - Willie Mitchell, 2001-06

By Goaltender

36 - Manny Fernandez, 2000-07

MOST PENALTY MINUTES, SEASON

201 - Matt Johnson, 2002-03

By Defenseman

148 - Jason Marshall, 2001-02

By Goaltender

12 - Manny Fernandez, 2006-07

By Rookie

158 - Derek Boogaard, 2005-06

MOST PENALTY MINUTES, GAME

37 - Matt Johnson, 10/26/02 at ARI

By Defenseman

27 - Brad Brown, 11/16/01 at DET

By Rookie

20 - Matt Kassian, 1/22/06 at CHI

By Goaltender

4 - 3x, last, Niklas Backstrom, 2/11/09 vs. COL

MOST PENALTY MINUTES BY OPPONENT, GAME

27 - Jody Shelley, 3/24/04 at Columbus

MOST PENALTY MINUTES, PERIOD

27 - 5x, last, Zenon Konopka, 2/7/13 vs. VAN (3rd)

MOST PENALTY MINUTES, BY OPPONENT, PERIOD

27 - Jody Shelley, 3/24/04 at Columbus (2nd)

PLUS/MINUS

HIGHEST PLUS/MINUS, CAREER

+54 - Marian Gaborik, 2000-09

By Defenseman

+28 - Willie Mitchell, 2001-06

HIGHEST PLUS/MINUS, SEASON

+22 - Keith Carney, 2006-07

By Forward

+17 - 2x, last, Marian Gaborik, 2007-08

By Rookie

+14 - Erik Haula, 2013-14

HIGHEST PLUS/MINUS, GAME

+5 - 3x, last, Jared Spurgeon, Clayton Stoner, 3/25/13 in 7-4 win at DAL

By Defensemen

+5 - 2x, Jared Spurgeon, Clayton Stoner, 3/25/13 in 7-4 win at DAL

TIME ON ICE

MOST TIME ON ICE, CAREER

14,551 - Nick Schultz, 2001-12

By Forward

11,762 - Mikko Koivu, 2005-14

MOST TIME ON ICE, SEASON

2,411 - Ryan Suter, 2013-14

By Forward

1,717 - Dany Heatley, 2001-12

MOST TIME ON ICE, GAME

36:51 - Ryan Suter, 11/7/13 vs. WSH

By Forward

28:07 - Brian Rolston, 12/7/06 vs. CGY

HIGHEST TIME ON ICE AVERAGE, CAREER (min. 50 games)

23:55 - Filip Kuba, 2000-06

By Forward

20:33 - Brian Rolston, 2005-08

HIGHEST TIME ON ICE AVERAGE, SEASON (min. 50 games)

29:25 - Ryan Suter, 2013-14

By Forward

21:29 - Mikko Koivu, 2008-09

REAL-TIME STATS

MOST HITS, SEASON

356 - Cal Clutterbuck, 2008-09

MOST HITS, GAME

12 - Cal Clutterbuck, 11/24/10 in 6-1 loss vs. PHI

MOST BLOCKED SHOTS, SEASON

212 - Greg Zanon, 2010-11

MOST BLOCKED SHOTS, GAME

8 - Andrei Zyuzin, 1/18/06 in 5-3 win vs. TOR

GOALTENDING

MOST GAMES PLAYED, CAREER

390 - Niklas Backstrom, 2006-14

MOST GAMES PLAYED, SEASON

71 - Niklas Backstrom, 2008-09

By Rookie

29 - Josh Harding, 2007-08

MOST CONSECUTIVE GAMES PLAYED

20 - Niklas Backstrom, 3/3-4/10/09

MOST GAMES STARTED, CAREER

377 - Niklas Backstrom, 2006-14

MOST CONSECUTIVE STARTS

20 - Niklas Backstrom, 3/3-4/10/09

MOST MINUTES PLAYED, CAREER

22,243 - Niklas Backstrom, 2006-14

MOST MINUTES PLAYED, SEASON

4,088 - Niklas Backstrom 2008-09

By Rookie

1,571 - Josh Harding, 2007-08

MOST WINS, CAREER

189 - Niklas Backstrom, 2006-14

MOST WINS, SEASON

37 - Niklas Backstrom, 2008-09

By Rookie

12 - Darcy Kuemper, 2013-14

LONGEST WINNING STREAK

7 - 2x, Niklas Backstrom, 3/14-3/27/13

LONGEST UNDEFEATED STREAK

16 - Niklas Backstrom (14-0-2), 3/8-10/21/07

MOST LOSSES, CAREER

135 - Niklas Backstrom, 2006-14

MOST LOSSES, SEASON

24 - 2x, last, Niklas Backstrom 2008-09

INDIVIDUAL RECORDS

LONGEST LOSING STREAK

6 - Dwayne Roloson, 11/8-12/11/05

MOST TIES/OVERTIME LOSSES, CAREER

47 - Niklas Backstrom, 2006-14

MOST TIES/OVERTIME LOSSES, SEASON

11 - Dwayne Roloson, 2003-04

MOST GOALS ALLOWED, CAREER

911 - Niklas Backstrom, 2006-14

MOST GOALS ALLOWED, SEASON

159 - Niklas Backstrom 2008-09

MOST GOALS ALLOWED, GAME

8 - Josh Harding, 12/26/07 at DAL

MOST GOALS ALLOWED, PERIOD

5 - 3x, last, Dwayne Roloson, 1/23/04 at ANA (3rd

LOWEST GOALS-AGAINST AVERAGE, CAREER (min. 75 games)

2.28 - Dwayne Roloson, 2001-06

LOWEST GOALS-AGAINST AVERAGE, SEASON (min. 25 games)

1.65 - Josh Harding, 2013-14

By Rookie

1.16 - Josh Harding, 2006-07 (7 games)

HIGHEST SAVE PERCENTAGE, CAREER (min. 75 games)

.919 - Dwayne Roloson, 2001-06

HIGHEST SAVE PERCENTAGE, SEASON (min. 25 games)

.933 - 2x, last, Josh Harding, 2013-14

By Rookie

.960 - Josh Harding, 2006-07 (7 games)

HIGHEST WINNING PERCENTAGE, CAREER (min. 25 games)

.573 - Niklas Backstrom, 2006-14

MOST SHUTOUTS, CAREER

28 - Niklas Backstrom 2006-14

MOST SHUTOUTS, SEASON

8 - Niklas Backstrom, 2008-09

By Rookie

2 - Darcy Kuemper, 2013-14

LONGEST SHUTOUT STREAK

157:44 - Niklas Backstrom, 1/25-2/5/11 (3 games)

LONGEST HOME SHUTOUT STREAK

142:47 - Niklas Backstrom, 4/3-4/7/07 (3 games)

LONGEST ROAD SHUTOUT STREAK

164:19 - Niklas Backstrom, 12/20/08-1/8/09 (4 games)

MOST SHOTS FACED, CAREER

10,831 - Niklas Backstrom, 2006-14

MOST SHOTS FACED, SEASON

2,059 - Niklas Backstrom, 2008-09

MOST SHOTS FACED, GAME

56 - Dwayne Roloson, 11/8/01 at BOS

MOST SAVES, CAREER

9,920 - Niklas Backstrom, 2006-14

MOST SAVES, SEASON

1,900 - Niklas Backstrom, 2008-09

MOST SAVES, GAME

53 - Dwayne Roloson, 11/8/01 at BOS

MOST SAVES AGAINST, GAME

45 - Patrick Roy, 12/21/02 at COL

MOST SAVES, PERIOD

23 - 2x, last, Niklas Backstrom, 1/22/11 at SJ (2nd)

MOST SAVES AGAINST, PERIOD

22 - Dwayne Roloson, 3/22/09 vs. EDM (2nd)



Goaltender Niklas Backstrom owns 26 individual records leading all Wild goaltenders.

TOP OVERALL RECORDS

WINS	POINTS
48.....2006-07	105.....2006-07
44.....2007-08	98.....2007-08
43.....2013-14	98.....2013-14
42.....2002-03	95.....2002-03
40.....2008-09	89.....2008-09

TOP HOME RECORDS

WINS	POINTS
29.....2006-07	63.....2006-07
26.....2013-14	57.....2013-14
25.....2002-03	55.....2007-08
25.....2007-08	54.....2009-10
25.....2009-10	53.....2002-03

TOP AWAY RECORDS

WINS	POINTS
20.....2010-11	43.....2007-08
19.....2006-07	43.....2010-11
19.....2007-08	42.....2002-03
17.....2002-03	41.....2006-07
17.....2013-14	41.....2013-14

TOP OVERTIME/SHOOTOUT RECORDS

WINS	POINTS
11.....2011-12	37.....2011-12
11.....2013-14	34.....2013-14
10.....2009-10	28.....2009-10
8.....2002-03	25.....2008-09
8.....2008-09	24.....2010-11

TOP MONTHLY RECORDS

WINS	POINTS
11.....November 2011	22.....March 2007
11.....March 2013	22.....November 2011
10.....March 2007	22.....March 2013
10.....December 2009	20.....December 2009
9.....four times	20.....two times

TOP OCTOBER RECORDS

WINS	POINTS
9.....2006	18.....2002
8.....2002	18.....2006
7.....2007	16.....2007
6.....2005	15.....2013
6.....2013	14.....2005

TOP NOVEMBER RECORDS

WINS	POINTS
11.....2011	22.....2011
9.....2013	20.....2013
8.....2008	16.....2001
7.....2001	16.....2008
7.....2007	14.....2007

TOP DECEMBER RECORDS

WINS	POINTS
10.....2009	20.....2009
8.....2005	18.....2003
8.....2007	17.....2002
7.....2002	17.....2005
7.....2006	16.....2006

TOP JANUARY RECORDS

WINS	POINTS
9.....2014	19.....2014
8.....2011	16.....2007
7.....Five Times	16.....2011
	15.....2008
	15.....2009
	15.....2010

TOP FEBRUARY RECORDS

WINS	POINTS
8.....2007	18.....2007
8.....2011	17.....2011
7.....2003	16.....2008
7.....2008	14.....2003
6.....2013	12.....2013

TOP MARCH RECORDS

WINS	POINTS
11.....2013	22.....2007
10.....2007	22.....2013
9.....2003	20.....2003
7.....Three times	18.....2004
	18.....2008

TOP APRIL RECORDS

WINS	POINTS
5.....2013	11.....2013
4.....2009	9.....2006
4.....2006	9.....2014
4.....2014	8.....2009
3.....2007	6.....2007

TOP RECORDS VS. WESTERN CONFERENCE

WINS	POINTS
42.....2006-07	92.....2006-07
40.....2007-08	88.....2007-08
34.....2005-06	75.....2005-06
33.....2010-11	72.....2010-11
30.....2011-12	67.....2011-12

TOP RECORDS VS. EASTERN CONFERENCE

WINS	POINTS
17.....2013-14	38.....2013-14
14.....2002-03	30.....2002-03
12.....2008-09	25.....2003-04
11.....2003-04	25.....2008-09
10.....2009-10	24.....2009-10

TOP RECORDS VS. CENTRAL DIVISION

WINS	POINTS
14.....2013-14	31.....2013-14
13.....2006-07	26.....2006-07
12.....2007-08	25.....2007-08
10.....2005-06	23.....2005-06
10.....2008-09	23.....2011-12

TOP RECORDS VS. PACIFIC DIVISION

WINS	POINTS
18.....2006-07	42.....2006-07
17.....2007-08	38.....2007-08
16.....2010-11	32.....2009-10
15.....2009-10	29.....Two times
14.....2005-06	25.....Two times

TOP RECORDS VS. METROPOLITAN DIVISION

WINS	POINTS
8.....2013-14	19.....2013-14

TOP RECORDS VS. ATLANTIC DIVISION

WINS	POINTS
9.....2013-14	19.....2013-14
6.....2009-10	12.....2009-10
4.....2003-04	9.....2003-04
3.....Four Times	7.....2000-01
	7.....2002-03
	6.....Three Times

TOP RECORDS PRE-ALL-STAR/OLYMPIC BREAK

WINS	POINTS
31.....2013-14	69.....2013-14
30.....2009-10	64.....2009-10
29.....2005-06	63.....2005-06
28.....2007-08	59.....2002-03
25.....Three times	59.....2007-08
	55.....Three times

TOP RECORDS POST-ALL-STAR/OLYMPIC BREAK

WINS	POINTS
23.....2006-07	50.....2006-07
17.....2002-03	40.....2008-09
17.....2008-09	39.....2007-08
16.....2007-08	36.....2002-03
14.....2010-11	31.....2010-11

TOP RECORDS IN ONE-GOAL GAMES

WINS	PCT.
25.....2006-07	.667 (24-12).....2009-10
24.....2009-10	.619 (13-5-3).....2012-13
24.....2013-14	.568 (25-19).....2006-07
23.....2007-08	.568 (21-16).....2002-03
23.....2011-12	.561 (23-18).....2007-08
21.....2002-03	.558 (24-7-12).....2013-14

TOP RECORDS IN TWO-GOAL GAMES

WINS	PCT.
14.....2001-02	.611 (11-7).....2002-03
12.....2005-06	.600 (9-6).....2013-14
12.....2010-11	.579 (11-8).....2012-13
11.....2002-03	.571 (12-9).....2010-11
11.....2012-13	.500 (14-14).....2001-02

TOP RECORDS IN THREE-GOAL GAMES

WINS	PCT.
17.....2006-07	.773 (17-5).....2006-07
12.....2005-06	.750 (12-4).....2005-06
11.....2003-04	.688 (11-5).....2003-04
11.....2010-11	.643 (9-5).....2007-08
10.....Two times	.636 (7-4).....2008-09

TOP RECORDS WHEN SCORING FIRST

WINS	PCT.
36.....2007-08	.875 (31-4-1).....2002-03
31.....2002-03	.855 (36-4-5).....2007-08
31.....2010-11	.846 (31-4-4).....2010-11
31.....2013-14	.783 (18-4-1).....2012-13
30.....2006-07	.780 (30-7-4).....2006-07

TOP RECORDS WHEN OPPONENT SCORES FIRST

WINS	PCT.
20.....2011-12	.488 (18-19-4).....2006-07
18.....2006-07	.385 (20-26-6).....2011-12
14.....2009-10	.384 (13-23-7).....2008-09
13.....2008-09	.348 (11-25-10).....2002-03
12.....2013-14	.344 (14-29-5).....2009-10

GAMES

743	Nick Schultz
601	Mikko Koivu
565	Pierre-Marc Bouchard
502	Marian Gaborik
489	Andrew Brunette
453	Brent Burns
438	Wes Walz
416	Stephane Veilleux
357	Filip Kuba
346	Cal Clutterbuck

GOALS

219	Marian Gaborik
130	Mikko Koivu
119	Andrew Brunette
106	Pierre-Marc Bouchard
96	Brian Rolston
82	Wes Walz
67	Pascal Dupuis
62	Cal Clutterbuck
55	Two Players Tied

ASSISTS

322	Mikko Koivu
241	Pierre-Marc Bouchard
218	Marian Gaborik
202	Andrew Brunette
128	Brent Burns
106	Brian Rolston
102	Nick Schultz
100	Wes Walz
99	Filip Kuba
98	Marek Zidlicky

POINTS

452	Mikko Koivu
437	Marian Gaborik
347	Pierre-Marc Bouchard
321	Andrew Brunette
202	Brian Rolston
183	Brent Burns
182	Wes Walz
149	Kyle Brodziak
141	Pascal Dupuis
132	Filip Kuba

PLUS/MINUS

54	Marian Gaborik
30	Keith Carney
28	Willie Mitchell
26	Mikko Koivu
19	Brian Rolston
17	Ryan Suter
15	Pierre-Marc Bouchard
13	Wes Walz
12	Nino Niederreiter

PENALTY MINUTES

698	Matt Johnson
544	Derek Boogaard
384	Mikko Koivu
337	Cal Clutterbuck
333	Willie Mitchell
325	Brent Burns
322	Nick Schultz
301	Marian Gaborik
296	Clayton Stoner
290	Stephane Veilleux

POWER-PLAY GOALS

59	Marian Gaborik
55	Andrew Brunette
39	Brian Rolston
38	Mikko Koivu
29	Pierre-Marc Bouchard
26	Brent Burns
21	Zach Parise
18	Pascal Dupuis
17	Antti Miettinen
	Marek Zidlicky

POWER-PLAY ASSISTS

125	Mikko Koivu
104	Pierre-Marc Bouchard
86	Marian Gaborik
81	Andrew Brunette
55	Brian Rolston
45	Brent Burns
44	Marek Zidlicky
38	Filip Kuba
36	Jim Dowd
34	Kurtis Foster

POWER-PLAY POINTS

163	Mikko Koivu
145	Marian Gaborik
136	Andrew Brunette
133	Pierre-Marc Bouchard
94	Brian Rolston
71	Brent Burns
61	Marek Zidlicky
52	Filip Kuba
46	Jim Dowd
43	Kurtis Foster

SHORT-HANDED GOALS

14	Wes Walz
9	Mikko Koivu
7	Brian Rolston
6	Cal Clutterbuck
	Marian Gaborik
5	Antti Laaksonen
4	Matt Cullen
	Pascal Dupuis
	Filip Kuba
	Stacy Roest

SHORT-HANDED ASSISTS

9	Mikko Koivu
8	Nick Schultz
7	Wes Walz
5	Antti Laaksonen
4	Brent Burns
	Pascal Dupuis
3	Six Players Tied

SHORT-HANDED POINTS

21	Wes Walz
18	Mikko Koivu
10	Antti Laaksonen
8	Cal Clutterbuck
	Pascal Dupuis
	Marian Gaborik
	Brian Rolston
	Nick Schultz
7	Filip Kuba
6	Two Players Tied

GAME-WINNING GOALS

43	Marian Gaborik
21	Mikko Koivu
	Brian Rolston
19	Pierre-Marc Bouchard
16	Andrew Brunette
15	Wes Walz
13	Brent Burns
11	Antti Miettinen
10	Eric Belanger
9	Filip Kuba

EVEN-STRENGTH GOALS

154	Marian Gaborik
83	Mikko Koivu
77	Pierre-Marc Bouchard
67	Wes Walz
64	Andrew Brunette
52	Kyle Brodziak
50	Brian Rolston
49	Antti Laaksonen
47	Cal Clutterbuck
45	Pascal Dupuis

EVEN-STRENGTH ASSISTS

188	Mikko Koivu
137	Pierre-Marc Bouchard
130	Marian Gaborik
121	Andrew Brunette
90	Wes Walz
86	Nick Schultz
79	Brent Burns
70	Kyle Brodziak
58	Filip Kuba
	Antti Laaksonen

EVEN-STRENGTH POINTS

284	Marian Gaborik
271	Mikko Koivu
214	Pierre-Marc Bouchard
185	Andrew Brunette
157	Wes Walz
122	Kyle Brodziak
108	Brent Burns
	Nick Schultz
107	Antti Laaksonen
100	Brian Rolston

OVERTIME GOALS

5	Brent Burns
4	Marian Gaborik
3	Mikko Koivu
2	Pierre-Marc Bouchard
	Antti Laaksonen
	Richard Park
	Devin Setoguchi
	Wes Walz
1	Several Players Tied

SHOOTOUT GOALS

36	Mikko Koivu
11	Matt Cullen
9	Brian Rolston
8	Zach Parise
	Petteri Nummelin
7	Pierre-Marc Bouchard
	Pavol Demitra
5	Five Players Tied

SHOTS ON GOAL

1,694	Marian Gaborik
1,478	Mikko Koivu
928	Pierre-Marc Bouchard
887	Brian Rolston
794	Brent Burns
729	Pascal Dupuis
711	Cal Clutterbuck
657	Andrew Brunette
647	Wes Walz
629	Kyle Brodziak

SHOOTING % (MIN. 200 SOG)

18.1	Andrew Brunette
14.8	Mark Parrish
13.7	Owen Nolan
13.3	Pavol Demitra
12.9	Marian Gaborik
12.7	Wes Walz
12.5	Antti Laaksonen
12.3	Alexandre Daigle
12	Darby Hendrickson
11.8	Todd White

MULTI-GOAL GAMES

41	Marian Gaborik
13	Mikko Koivu
10	Kyle Brodziak
9	Zach Parise
	Pierre-Marc Bouchard
	Brian Rolston
8	Wes Walz
	Sergei Zholtok
7	Antti Miettinen
6	Andrew Brunette
	Owen Nolan

MULTI-POINT GAMES

114	Marian Gaborik
106	Mikko Koivu
69	Pierre-Marc Bouchard
68	Andrew Brunette
47	Brian Rolston
36	Pavol Demitra
33	Wes Walz
26	Brent Burns
	Martin Havlat
23	Antti Miettinen

TOI/GAME (MIN. 200 GAMES)

23:55	Filip Kuba
23:50	Kim Johnsson
22:28	Marek Zidlicky
21:34	Willie Mitchell
21:00	Lubomir Sekeras
20:58	Brad Bombardir
20:33	Brian Rolston
20:16	Martin Skoula
19:51	Brent Burns
19:35	Nick Schultz

MINOR PENALTIES

187	Mikko Koivu
146	Nick Schultz
144	Matt Johnson
143	Marian Gaborik
135	Brent Burns
124	Willie Mitchell
121	Wes Walz
106	Cal Clutterbuck
102	Derek Boogaard
96	Marek Zidlicky

MAJOR PENALTIES

64	Matt Johnson
54	Derek Boogaard
26	Clayton Stoner
24	Brad Staubitz
23	Brad Brown
21	Sylvan Blouin
16	Stephane Veilleux
15	Alex Henry
	Aaron Voros

FACEOFF WIN % (MIN. 1,000)

56.2	Stacy Roest
54.5	Matt Cullen
53.1	Mikko Koivu
	Marc Chouinard
52.2	Eric Belanger
50.3	Jim Dowd
49.1	Kyle Brodziak
	Todd White
47.3	Wes Walz
46.8	Darby Hendrickson

GAMES (GOALTENDER)

390	Niklas Backstrom
260	Manny Fernandez
167	Dwayne Roloson
151	Josh Harding
38	Jamie McLennan
32	Darcy Kuemper
	Jose Theodore
13	Matt Hackett
12	Ilya Bryzgalov
6	Anton Khudobin

GAMES STARTED (GOALTENDER)

377	Niklas Backstrom
250	Manny Fernandez
156	Dwayne Roloson
124	Josh Harding
37	Jamie McLennan
29	Jose Theodore
28	Darcy Kuemper
11	Ilya Bryzgalov
8	Matt Hackett

MINUTES PLAYED

22,243	Niklas Backstrom
14,902	Manny Fernandez
9,659	Dwayne Roloson
7,995	Josh Harding
2,230	Jamie McLennan
1,793	Jose Theodore
1,768	Darcy Kuemper
679	Ilya Bryzgalov
615	Matt Hackett
265	Derek Gustafson

WINS

189	Niklas Backstrom
113	Manny Fernandez
62	Dwayne Roloson
60	Josh Harding
15	Jose Theodore
13	Darcy Kuemper
7	Ilya Bryzgalov
5	Jamie McLennan
4	Anton Khudobin

LOSSES

135	Niklas Backstrom
102	Manny Fernandez
71	Dwayne Roloson
59	Josh Harding
23	Jamie McLennan
11	Jose Theodore
10	Darcy Kuemper
7	Matt Hackett
3	Derek Gustafson
1	Four Players Tied

TIES/OT LOSSES

47	Niklas Backstrom
28	Manny Fernandez
27	Dwayne Roloson
11	Josh Harding
9	Jamie McLennan
4	Darcy Kuemper
3	Jose Theodore

WIN % (MIN. 25 GAMES)

0.573	Niklas Backstrom
0.569	Jose Theodore
0.556	Darcy Kuemper
0.523	Manny Fernandez
0.504	Josh Harding
0.472	Dwayne Roloson
0.257	Jamie McLennan

GAA (MIN. 25 GAMES)

2.28	Dwayne Roloson
2.38	Darcy Kuemper
2.45	Josh Harding
2.46	Niklas Backstrom
2.47	Manny Fernandez
2.64	Jamie McLennan
2.71	Jose Theodore

SAVE % (MIN. 25 GAMES)

0.919	Dwayne Roloson
0.918	Josh Harding
0.916	Niklas Backstrom
	Jose Theodore
0.915	Darcy Kuemper
0.914	Manny Fernandez
0.905	Jamie McLennan

SHUTOUTS

28	Niklas Backstrom
15	Dwayne Roloson
12	Manny Fernandez
10	Josh Harding
3	Ilya Bryzgalov
2	Darcy Kuemper
	Jamie McLennan

GOALS ALLOWED

911	Niklas Backstrom
614	Manny Fernandez
367	Dwayne Roloson
327	Josh Harding
98	Jamie McLennan
81	Jose Theodore
70	Darcy Kuemper
27	Matt Hackett
24	Ilya Bryzgalov
10	Derek Gustafson

SHOTS AGAINST

10,831	Niklas Backstrom
7,102	Manny Fernandez
4,548	Dwayne Roloson
3,984	Josh Harding
1,032	Jamie McLennan
963	Jose Theodore
821	Darcy Kuemper
315	Matt Hackett
269	Ilya Bryzgalov
134	Anton Khudobin

SAVES

9,920	Niklas Backstrom
6,488	Manny Fernandez
4,181	Dwayne Roloson
3,657	Josh Harding
934	Jamie McLennan
882	Jose Theodore
751	Darcy Kuemper
288	Matt Hackett
128	Anton Khudobin
94	Derek Gustafson

SHOOTOUT SAVE %

1.000	Wade Dubielewicz
0.750	Dwayne Roloson
0.745	Manny Fernandez
0.712	Josh Harding
0.684	Darcy Kuemper
0.625	Ilya Bryzgalov
0.600	Matt Hackett
0.560	Niklas Backstrom
0.533	Jose Theodore

GOALS			POWER-PLAY GOALS			SHORT-HANDED POINTS		
42	Marian Gaborik	2007-08	15	Brian Rolston	2005-06	9	Wes Walz	2000-01
38	Marian Gaborik	2005-06	14	Zach Parise	2013-14	6	Mikko Koivu	2008-09
34	Brian Rolston	2005-06	13	Brian Rolston	2006-07	5	Pavol Demitra	2005-06
31	Brian Rolston	2006-07	12	Marian Gaborik	2006-07	4	Antti Laaksonen	2000-01
	Brian Rolston	2007-08		Owen Nolan	2008-09		Stacy Roest	2001-02
30	Marian Gaborik	2001-02		Andrew Brunette	2009-10		Wes Walz	2005-06
	Marian Gaborik	2002-03	11	Brian Rolston	2007-08		Kyle Brodziak	2010-11
	Marian Gaborik	2006-07		Marian Gaborik	2007-08		Matt Cullen	2010-11
	Jason Pominville	2013-14	10	Five Players Tied			Cal Clutterbuck	2011-12
29	Zach Parise	2013-14						
ASSISTS			POWER-PLAY ASSISTS			GAME-WINNING GOALS		
50	Pierre-Marc Bouchard	2007-08	24	Pierre-Marc Bouchard	2005-06	8	Marian Gaborik	2002-03
49	Mikko Koivu	2009-10	22	Andrew Brunette	2001-02		Marian Gaborik	2007-08
48	Andrew Brunette	2001-02	21	Brian Rolston	2006-07		Brian Rolston	2007-08
47	Mikko Koivu	2008-09		Mikko Koivu	2008-09	7	Marian Gaborik	2005-06
45	Brian Rolston	2005-06	20	Mikko Koivu	2009-10		Brian Rolston	2005-06
	Mikko Koivu	2010-11		Marek Zidlicky	2009-10		Marian Gaborik	2007-08
43	Mikko Koivu	2013-14	19	Pierre-Marc Bouchard	2006-07	6	Brian Rolston	2006-07
42	Pierre-Marc Bouchard	2005-06		Pierre-Marc Bouchard	2007-08	5	Five Players Tied	
41	Marian Gaborik	2007-08	17	Four Players Tied				
40	Martin Havlat	2010-11						
POINTS			POWER-PLAY POINTS			OVERTIME GOALS		
83	Marian Gaborik	2007-08	34	Brian Rolston	2006-07	3	Marian Gaborik	2007-08
79	Brian Rolston	2005-06	32	Andrew Brunette	2001-02	2	Richard Park	2002-03
71	Mikko Koivu	2009-10		Brian Rolston	2005-06		Brent Burns	2006-07
69	Andrew Brunette	2001-02	31	Pierre-Marc Bouchard	2005-06	1	Several Players Tied	
67	Marian Gaborik	2001-02	28	Brian Rolston	2007-08			
	Mikko Koivu	2008-09		Mikko Koivu	2009-10			
66	Marian Gaborik	2005-06	26	Marian Gaborik	2001-02			
65	Marian Gaborik	2002-03		Pavol Demitra	2006-07			
64	Pavol Demitra	2006-07		Mikko Koivu	2008-09			
	Brian Rolston	2006-07	25	Three Players Tied				
PLUS/MINUS			SHORT-HANDED GOALS			EVEN STRENGTH GOALS		
22	Keith Carney	2006-07	7	Wes Walz	2000-01	30	Marian Gaborik	2007-08
17	Pascal Dupuis	2002-03	5	Brian Rolston	2005-06	26	Marian Gaborik	2005-06
	Marian Gaborik	2007-08	4	Stacy Roest	2001-02	24	Marian Gaborik	2002-03
16	Brent Burns	2006-07		Mikko Koivu	2008-09	23	Jason Pominville	2013-14
15	Brad Bombardir	2002-03		Matt Cullen	2010-11	20	Marian Gaborik	2001-02
	Willie Mitchell	2005-06		Cal Clutterbuck	2011-12	19	Brian Rolston	2007-08
	Jared Spurgeon	2013-14	3	Wes Walz	2003-04		Martin Havlat	2010-11
	Ryan Suter	2013-14	2	Several Players Tied		18	Guillaume Latendresse	2009-10
14	Brian Rolston	2005-06				17	Four Players Tied	
	Erik Haula	2013-14						
PENALTY MINUTES			SHORT-HANDED ASSISTS			SHOTS ON GOAL		
201	Matt Johnson	2002-03	3	Andrei Zyuzin	2002-03	305	Brian Rolston	2006-07
183	Matt Johnson	2001-02		Wes Walz	2005-06	293	Brian Rolston	2005-06
177	Matt Johnson	2003-04		Kyle Brodziak	2010-11	289	Brian Rolston	2007-08
173	Brad Staubitz	2010-11	2	Several Players Tied		280	Marian Gaborik	2002-03
158	Derek Boogaard	2005-06				278	Marian Gaborik	2007-08
148	Jason Marshall	2001-02				252	Marian Gaborik	2005-06
141	Aaron Voros	2007-08				246	Mikko Koivu	2009-10
137	Matt Johnson	2000-01				245	Zach Parise	2013-14
131	Andy Sutton	2000-01				238	Dany Heatley	2011-12
130	Sylvain Blouin	2001-02				236	Mikko Koivu	2008-09
						229	Martin Havlat	2010-11

MULTI-POINT GAMES			WINS			SHUTOUTS		
22	Marian Gaborik	2005-06	37	Niklas Backstrom	2008-09	8	Niklas Backstrom	2008-09
20	Brian Rolston	2005-06	33	Niklas Backstrom	2007-08	5	Dwayne Roloson	2001-02
	Pavol Demitra	2006-07	30	Manny Fernandez	2005-06		Dwayne Roloson	2003-04
	Marian Gaborik	2007-08	26	Niklas Backstrom	2009-10		Niklas Backstrom	2006-07
	Mikko Koivu	2009-10	24	Niklas Backstrom	2012-13	4	Manny Fernandez	2000-01
19	Marian Gaborik	2001-02	23	Dwayne Roloson	2002-03		Dwayne Roloson	2002-03
18	Andrew Brunette	2001-02		Niklas Backstrom	2006-07		Niklas Backstrom	2007-08
17	Marian Gaborik	2006-07	22	Manny Fernandez	2006-07		Niklas Backstrom	2011-12
16	Four Players Tied			Niklas Backstrom	2010-11	3	Niklas Backstrom	2010-11
			19	Four Players Tied			Ilya Bryzgalov	2013-14
FACEOFF WIN % (MIN. 250 FACEOFFS)			LOSSES			GOALS ALLOWED		
60.7	Zenon Konopka	2012-13	24	Manny Fernandez	2001-02	159	Niklas Backstrom	2008-09
57.6	Eric Belanger	2009-10		Niklas Backstrom	2008-09	158	Niklas Backstrom	2009-10
57.0	Stacy Roest	2000-01	23	Jamie McLennan	2000-01	132	Niklas Backstrom	2010-11
56.9	Mikko Koivu	2009-10		Niklas Backstrom	2009-10	131	Niklas Backstrom	2007-08
56.1	Matt Cullen	2010-11		Niklas Backstrom	2010-11	130	Manny Fernandez	2005-06
55.0	Stacy Roest	2001-02	20	Dwayne Roloson	2001-02	125	Manny Fernandez	2001-02
54.8	Mikko Koivu	2013-14	18	Dwayne Roloson	2003-04	112	Dwayne Roloson	2001-02
	Warren Peters	2011-12		Manny Fernandez	2005-06	105	Niklas Backstrom	2011-12
54.7	Matt Cullen	2012-13		Niklas Backstrom	2011-12	103	Manny Fernandez	2006-07
54.0	Mikko Koivu	2012-13	17	Two Players Tied		98	Three Players Tied	
53.6	Marc Chouinard	2003-04						
GAMES PLAYED IN (GOALTENDER)			OT LOSSES/TIES			SHOTS AGAINST		
71	Niklas Backstrom	2008-09	11	Dwayne Roloson	2003-04	2,059	Niklas Backstrom	2008-09
60	Niklas Backstrom	2009-10	9	Jamie McLennan	2000-01	1,632	Niklas Backstrom	2009-10
58	Manny Fernandez	2005-06		Manny Fernandez	2003-04	1,629	Niklas Backstrom	2007-08
	Niklas Backstrom	2007-08	8	Dwayne Roloson	2002-03	1,612	Manny Fernandez	2005-06
51	Niklas Backstrom	2010-11		Niklas Backstrom	2007-08	1,566	Niklas Backstrom	2010-11
50	Dwayne Roloson	2002-03		Niklas Backstrom	2008-09	1,334	Dwayne Roloson	2002-03
48	Dwayne Roloson	2003-04		Niklas Backstrom	2009-10	1,323	Dwayne Roloson	2003-04
46	Niklas Backstrom	2011-12	7	Dwayne Roloson	2001-02	1,200	Niklas Backstrom	2011-12
45	Dwayne Roloson	2001-02		Manny Fernandez	2006-07	1,158	Manny Fernandez	2006-07
44	Two Players Tied			Niklas Backstrom	2011-12	1,157	Manny Fernandez	2001-02
GAMES STARTED (GOALTENDER)			GOALS AGAINST AVG. (MIN. 25 GP)			SAVES		
71	Niklas Backstrom	2008-09	1.65	Josh Harding	2013-14	1,900	Niklas Backstrom	2008-09
58	Niklas Backstrom	2009-10	1.88	Dwayne Roloson	2003-04	1,498	Niklas Backstrom	2007-08
57	Manny Fernandez	2005-06	1.97	Niklas Backstrom	2006-07	1,482	Manny Fernandez	2005-06
	Niklas Backstrom	2007-08	2.00	Dwayne Roloson	2002-03	1,474	Niklas Backstrom	2009-10
50	Niklas Backstrom	2010-11	2.24	Manny Fernandez	2000-01	1,434	Niklas Backstrom	2010-11
47	Dwayne Roloson	2002-03		Manny Fernandez	2002-03	1,236	Dwayne Roloson	2002-03
46	Dwayne Roloson	2003-04	2.29	Manny Fernandez	2005-06	1,234	Dwayne Roloson	2003-04
45	Niklas Backstrom	2011-12	2.31	Niklas Backstrom	2007-08	1,194	Niklas Backstrom	2011-12
42	Three Players Tied		2.33	Niklas Backstrom	2008-09	1,055	Manny Fernandez	2000-01
			2.43	Niklas Backstrom	2011-12		Manny Fernandez	2006-07
			2.48	Niklas Backstrom	2012-13			
MINUTES PLAYED (GOALTENDER)			SAVE PERCENTAGE (MIN. 25 GP)			GOAL SUPPORT (MIN. 25 GP)		
4,088	Niklas Backstrom	2008-09	.933	Dwayne Roloson	2003-04	2.74	Manny Fernandez	2005-06
3,489	Niklas Backstrom	2009-10		Josh Harding	2013-14	2.69	Niklas Backstrom	2007-08
3,411	Manny Fernandez	2005-06	.929	Niklas Backstrom	2006-07	2.67	Niklas Backstrom	2006-07
3,409	Niklas Backstrom	2007-08	.927	Dwayne Roloson	2002-03	2.65	Manny Fernandez	2006-07
2,978	Niklas Backstrom	2010-11	.924	Manny Fernandez	2002-03	2.64	Manny Fernandez	2002-03
2,945	Dwayne Roloson	2002-03	.923	Niklas Backstrom	2008-09	2.63	Niklas Backstrom	2009-10
2,847	Dwayne Roloson	2003-04	.922	Niklas Backstrom	2011-12	2.56	Josh Harding	2007-08
2,590	Niklas Backstrom	2011-12	.920	Manny Fernandez	2000-01	2.54	Dwayne Roloson	2001-02
2,506	Dwayne Roloson	2001-02		Niklas Backstrom	2007-08		Josh Harding	2009-10
2,463	Manny Fernandez	2001-02	.919	Manny Fernandez	2005-06			

GAME	RECORD	PTS	LAST TIME...
1	1-0-0	2	2012-13 (7x)
2	2-0-0	4	2012-13 (3x)
3	3-0-0	6	2008-09 (3x)
4	4-0-0	8	2008-09 (3x)
5	5-0-0	10	2007-08 (2x)
6	6-0-0	12	2006-07
7	6-0-1	13	2008-09 (2x)
8	7-0-1	15	2007-08
9	8-1-0	16	2006-07
10	9-1-0	18	2006-07
11	9-2-0	18	2006-07 (2x)
12	10-2-0	20	2006-07
13	10-3-0	20	2006-07 (2x)
14	10-4-0	20	2006-07 (2x)
15	11-4-0	22	2006-07 (2x)
16	11-4-1	23	2008-09
17	11-5-1	23	2008-09
18	10-4-4	24	2013-14 (2x)
19	11-4-4	26	2013-14
20	12-4-4	28	2013-14
21	13-4-4	30	2013-14
22	13-5-4	30	2013-14 (2x)
23	14-5-4	32	2013-14
24	15-5-4	34	2013-14
25	15-6-4	34	2013-14
26	16-7-3	35	2011-12
27	17-7-3	37	2011-12
28	18-7-3	39	2011-12
29	19-7-3	41	2011-12
30	20-7-3	43	2011-12
31	20-8-3	43	2011-12
32	20-8-4	44	2011-12
33	20-8-5	45	2011-12
34	20-9-5	45	2011-12
35	20-10-5	45	2011-12
36	20-11-5	45	2013-14 (2x)
37	20-12-5	45	2013-14 (2x)
38	20-12-6	46	2011-12 (3x)
39	21-12-6	48	2011-12 (2x)
40	21-11-8	50	2002-03
41	21-12-8	50	2002-03
42	21-13-8	50	2002-03
43	24-17-2	50	2007-08 (2x)
44	25-17-2	52	2007-08 (2x)
45	26-17-2	54	2007-08
46	26-17-3	55	2007-08
47	26-18-3	55	2007-08
48	27-18-3	57	2007-08
49	25-16-8	58	2002-03
50	28-19-3	59	2007-08
51	29-19-3	61	2007-08
52	30-19-3	63	2007-08
53	30-19-4	64	2007-08
54	30-20-4	64	2007-08
55	31-20-4	66	2007-08
56	32-20-4	68	2007-08
57	32-21-4	68	2007-08
58	33-21-4	70	2007-08
59	34-21-4	72	2007-08
60	34-21-5	73	2007-08
61	33-21-7	73	2013-14 (2x)
62	34-21-7	75	2013-14
63	34-22-7	75	2013-14 (2x)
64	34-22-8	76	2013-14 (2x)
65	36-23-6	78	2006-07
66	35-22-9	79	2013-14 (3x)
67	35-22-10	80	2013-14
68	37-24-7	81	2006-07
69	38-24-7	83	2006-07
70	39-24-7	85	2006-07
71	40-24-7	87	2006-07
72	41-24-7	89	2006-07
73	42-24-7	91	2006-07
74	43-24-7	93	2006-07
75	44-24-7	95	2006-07
76	45-24-7	97	2006-07
77	45-24-8	98	2006-07
78	45-25-8	98	2006-07
79	45-26-8	98	2006-07
80	46-26-8	100	2006-07
81	47-26-8	102	2006-07
82	48-26-8	104	2006-07

GAME	RECORD	PTS	LAST TIME...
1	0-1-0	0	2010-11 (4x)
2	0-2-0	0	2000-01
3	0-2-1	1	2000-01
4	0-3-1	1	2000-01
5	0-4-1	1	2000-01
6	1-5-0	2	2009-10
7	1-6-0	2	2009-10
8	1-5-2	4	2000-01
9	2-7-0	4	2009-10
10	1-6-3	5	2000-01
11	3-8-0	6	2009-10
12	3-9-0	6	2009-10
13	2-8-3	7	2000-01
14	3-8-3	9	2000-01
15	3-9-3	9	2000-01
16	3-10-3	9	2000-01
17	4-10-3	11	2000-01
18	4-10-4	12	2000-01
19	4-11-4	12	2000-01
20	4-12-4	12	2000-01
21	5-12-4	14	2000-01
22	5-12-5	15	2000-01
23	6-12-5	17	2000-01
24	7-12-5	19	2000-01
25	7-13-5	19	2000-01
26	7-14-5	19	2000-01
27	7-15-5	19	2000-01
28	8-15-5	21	2000-01
29	8-15-6	22	2000-01
30	8-16-6	22	2000-01
31	8-16-7	23	2000-01
32	8-17-7	23	2000-01
33	9-17-7	25	2000-01
34	9-17-8	26	2000-01
35	10-17-8	28	2000-01
36	11-17-8	30	2000-01
37	11-17-9	31	2000-01
38	12-17-9	33	2000-01
39	12-17-10	34	2000-01
40	13-17-10	36	2000-01
41	13-18-10	36	2000-01
42	14-18-10	38	2000-01
43	14-19-10	38	2000-01
44	14-20-10	38	2000-01
45	14-21-10	38	2000-01
46	15-21-10	40	2000-01
47	16-21-10	42	2000-01
48	16-22-10	42	2000-01
49	17-22-10	44	2000-01
50	17-21-12	46	2001-02 (2x)
51	17-22-12	46	2001-02
52	17-22-13	47	2001-02
53	17-22-14	48	2001-02
54	17-23-14	48	2001-02
55	17-24-14	48	2001-02
56	17-25-14	48	2001-02
57	17-26-14	48	2001-02
58	18-26-14	50	2001-02
59	18-26-15	51	2001-02
60	18-27-15	51	2001-02
61	19-27-15	53	2001-02
62	19-28-15	53	2001-02
63	19-28-16	54	2001-02
64	20-28-16	56	2001-02 (2x)
65	21-28-16	58	2001-02 (2x)
66	23-30-13	59	2000-01
67	23-31-13	59	2000-01
68	24-31-13	61	2000-01
69	24-31-14	62	2000-01
70	24-31-15	63	2000-01
71	24-32-15	63	2000-01
72	24-33-15	63	2000-01
73	24-34-15	63	2000-01
74	24-34-16	64	2000-01
75	24-35-16	64	2000-01
76	24-35-17	65	2000-01
77	24-36-17	65	2000-01
78	24-37-17	65	2000-01
79	24-38-17	65	2000-01
80	24-38-18	66	2000-01
81	25-38-18	68	2000-01
82	25-39-18	68	2000-01

REGULAR SEASON				
SEASON	OT GAMES	HOME (W-L-T)	ROAD (W-L-T)	TOTAL (W-L-T)
2000-01	22	2-4-10	2-1-3	4-5-13
2001-02	21	0-5-8	0-4-4	0-9-12
2002-03	19	5-0-3	3-1-7	8-1-10
2003-04	24	1-2-7	0-1-13	1-3-20
2005-06	14	3-2	3-6	6-8
2006-07	25	12-5	5-3	17-8
2007-08	19	6-5	3-5	9-10
2008-09	17	4-7	4-2	8-9
2009-10	18	6-4	4-4	10-8
2010-11	16	3-5	5-3	8-8
2011-12	24	7-4	6-7	13-11
2012-13	10	5-2	2-1	7-3
2013-14	23	5-5	6-7	11-12
TOTALS	252	59-50-28	43-45-27	102-95-55

DATE	RESULT	GW/GT GOAL (TIME OF GOAL)
Anaheim (7-3-2)		
12/8/00	1-0 Loss	Oleg Tverdokvsky (0:21 of OT)
1/11/02	2-2 Tie	Paul Kariya (11:34 of 2nd)
1/23/02	3-2 Loss	Keith Carney (4:02 of OT)
1/20/03	2-1 Win	Antti Laaksonen (2:53 of OT)
11/30/03	1-1 Tie	Sandis Ozolinsh (18:35 of 2nd)
11/6/05	4-3 Win	Randy Robitaille (Shootout)
10/27/06	3-2 Win	Mikko Koivu (Shootout)
10/6/09	4-3 Win	Andrew Brunette (3:08 of OT)
12/4/09	5-4 Win	Guillaume Latendresse (Shootout)
11/17/10	2-1 Win	Antti Miettinen (3:36 of OT)
2/25/11	3-2 Win	Pierre-Marc Bouchard (4:53 of OT)
10/5/13	4-3 Loss	Mathieu Perreault (4:55 of OT)
Arizona (3-2-3)		
12/29/00	2-2 Tie	Jim Dowd (3:48 of 3rd)
11/20/01	2-1 Loss	Claude Lemieux (4:36 of OT)
3/17/02	2-2 Tie	Marian Gaborik (17:43 of 3rd)
3/7/04	1-1 Tie	Andrew Brunette (18:26 of 1st)
3/22/04	3-2 Loss	Mike Comrie (4:35 of OT)
1/2/11	6-5 Win	Cam Barker (0:46 of OT)
3/8/12	3-2 Win	Dany Heatley (Shootout)
3/27/13	4-3 Win	Mikko Koivu (2:43 of OT)
Boston (1-1-0)		
11/25/09	2-1 Loss	David Krejci (Shootout)
4/8/14	4-3 Win	Mikko Koivu (Shootout)
Buffalo (0-2-0)		
10/23/08	4-3 Loss	Derek Roy (0:44 of OT)
3/6/11	3-2 Loss	Drew Stafford (0:46 of OT)
Calgary (9-8-4)		
11/5/00	3-2 Win	Antti Laaksonen (3:11 of OT)
11/22/00	1-1 Tie	Marc Savard (3:37 of 3rd)
3/1/01	1-1 Tie	Jason Wiemer (14:48 of 3rd)
1/28/02	3-2 Loss	Jarome Iginla (0:46 of OT)
10/22/02	4-3 Win	Cliff Ronning (1:58 of OT)
12/5/02	1-1 Tie	Andrew Brunette (13:27 of 1st)
12/29/03	2-2 Tie	Richard Park (2:45 of 3rd)
12/7/06	3-2 Win	Mikko Koivu (Shootout)
1/26/07	2-1 Win	Pavol Demitra (Shootout)

DATE	RESULT	GW/GT GOAL (TIME OF GOAL)
2/28/07	2-1 Loss	Jarome Iginla (Shootout)
3/27/07	1-0 Loss	Alex Tanguay (Shootout)
1/16/08	3-2 Loss	Kristian Huselius (Shootout)
12/17/08	3-2 Loss	Todd Bertuzzi (3:48 of OT)
2/19/09	3-2 Loss	Adrian Aucoin (3:50 of OT)
12/11/09	2-1 Win	Martin Havlat (3:15 of OT)
12/3/10	3-2 Loss	Rene Bourque (Shootout)
4/8/10	2-1 Win	Brent Burns (Shootout)
3/22/12	3-2 Win	Devin Setoguchi (Shootout)
2/11/13	2-1 Win	Mikko Koivu (Shootout)
2/26/13	2-1 Win	Zach Parise (0:27 of OT)
2/1/14	4-3 Loss	Mikael Backlund (2:25 of OT)
Carolina (2-2-2)		
12/13/00	1-1 Tie	Jeff O'Neill (9:13 of 2nd)
2/27/04	3-3 Tie	Ron Francis (15:45 of 3rd)
10/24/09	3-2 Win	Cal Clutterbuck (1:55 of OT)
11/15/09	5-4 Loss	Jussi Jokinen (Shootout)
10/8/10	2-1 Loss	Jeff Skinner (Shootout)
11/9/13	3-2 Win	Mikko Koivu (Shootout)
Chicago (8-2-1)		
12/26/02	2-2 Tie	Theoren Fleury (3:06 of 3rd)
3/28/03	4-3 Win	Richard Park (1:14 of OT)
12/05/06	3-2 Win	Pierre-Marc Bouchard (Shootout)
12/09/06	5-4 Win	Mark Parrish (3:18 of OT)
1/14/07	4-3 Win	Pavol Demitra (Shootout)
1/9/10	6-5 Win	Owen Nolan (Shootout)
12/14/11	4-3 Loss	Jonathan Toews (Shootout)
4/1/12	5-4 Win	Devin Setoguchi (Shootout)
4/5/12	2-1 Win	Devin Setoguchi (Shootout)
1/30/13	3-2 Win	Matt Cullen (Shootout)
4/3/14	3-2 Loss	Marian Hossa (Shootout)
Colorado (9-7-3)		
12/16/01	3-2 Loss	Joe Sakic (4:09 of OT)
10/27/02	3-3 Tie	Antti Laaksonen (14:50 of 3rd)
10/29/02	3-2 Win	Lubomir Sekeras (3:43 of OT)
11/29/02	2-2 Tie	Antti Laaksonen (4:25 of 3rd)
11/04/03	4-4 Tie	Steve Konowalchuk (11:55 of 3rd)
3/31/04	5-4 Win	Marc Chouinard (0:53 of OT)

DATE	RESULT	GW/GT GOAL (TIME OF GOAL)
10/5/06	3-2 Win	Todd White (1:03 of OT)
11/18/06	2-1 Loss	Joe Sakic (Shootout)
1/6/07	2-1 Loss	Milan Hejduk (Shootout)
3/11/07	3-2 Win	Brent Burns (4:41 of OT)
3/30/08	3-2 Win	Marian Gaborik (3:10 of OT)
4/6/08	4-3 Loss	Wojtek Wolski (Shootout)
3/12/09	2-1 Loss	Wojtek Wolski (Shootout)
3/17/09	3-2 Win	Marek Zidlicky (Shootout)
10/21/09	3-2 Win	Mikko Koivu (Shootout)
11/28/09	3-2 Win	Mikko Koivu (Shootout)
2/14/13	4-3 Loss	Milan Hejduk (Shootout)
11/30/14	3-2 Loss	Ryan O'Reilly (Shootout)
12/14/13	2-1 Win	Mikko Koivu (Shootout)
Columbus (3-7-1)		
1/17/01	3-2 Win	Sean O'Donnell (3:53 of OT)
2/12/02	3-3 Tie	Sergei Zholtok (17:28 of 3rd)
1/31/04	2-1 Loss	Anders Eriksson (2:59 of OT)
10/28/05	2-1 Loss	Trevor Letowski (Shootout)
11/30/05	3-2 Loss	Jaroslav Balastik (Shootout)
12/29/06	4-3 Win	Wes Walz (1:29 of OT)
11/15/08	3-2 Win	Marek Zidlicky (Shootout)
12/27/10	4-3 Loss	Kyle Wilson (Shootout)
3/19/11	5-4 Loss	Antoine Vermette (4:26 of OT)
4/13/13	3-2 Loss	Mark Letestu (Shootout)
3/15/14	2-1 Loss	Ryan Johansen (Shootout)
Dallas (3-7-1)		
4/10/02	4-4 Tie	Andrew Brunette (8:41 of 3rd)
3/21/03	3-2 Win	Wes Walz (1:30 of OT)
12/2/06	4-3 Loss	Jussi Jokinen (Shootout)
4/15/06	4-3 Loss	Trevor Daley (4:26 of OT)
1/20/07	2-1 Loss	Stu Barnes (Shootout)
2/20/07	2-1 Win	Mikko Koivu (Shootout)
3/14/09	3-2 Loss	Nicklas Grossman (2:23 of OT)
4/10/10	4-3 Loss	Jamie Benn (Shootout)
12/4/10	4-3 Loss	Stephane Robidas (3:37 of OT)
2/4/12	2-1 Loss	Jamie Benn (Shootout)
1/18/14	3-2 Win	Nate Prosser (2:42 of OT)
Detroit (6-6-3)		
1/5/01	3-2 Win	Filip Kuba (2:58 of OT)
3/11/01	3-2 Loss	Brendan Shanahan (0:37 of OT)
12/26/01	3-3 Tie	Luc Robitaille (13:34 of 3rd)
11/15/03	1-1 Tie	Steve Yzerman (12:18 of 3rd)
12/26/03	2-2 Tie	Kris Draper (7:23 of 3rd)
12/23/06	3-2 Win	Pierre-Marc Bouchard (0:45 of OT)
1/10/08	6-5 Win	Marian Gaborik (Shootout)
2/5/08	3-2 Loss	Brett Lebda (1:37 of OT)
1/3/09	3-2 Loss	Pavel Datsyuk (Shootout)
1/21/10	4-3 Loss	Drew Miller (Shootout)
11/19/10	4-3 Win	John Madden (4:18 of OT)
2/20/11	2-1 Loss	Pavel Datsyuk (Shootout)
10/15/11	3-2 Loss	Johan Franzen (4:11 of OT)
11/1/11	2-1 Win	Devin Setoguchi (1:33 of OT)
3/23/14	4-3 Win	Matt Moulson (2:15 of OT)

DATE	RESULT	GW/GT GOAL (TIME OF GOAL)
Edmonton (8-6-4)		
11/12/00	5-4 Loss	Doug Weight (1:24 of OT)
4/4/01	2-2 Tie	Doug Weight (19:12 of 3rd)
10/14/01	3-3 Tie	Rem Murray (3:26 of 3rd)
4/2/02	2-1 Loss	Mike York (2:15 of OT)
12/3/02	2-1 Loss	Mike York (1:29 of OT)
12/17/02	4-3 Win	Richard Park (4:43 of OT)
1/2/03	2-1 Win	Jim Dowd (4:16 of OT)
12/18/03	1-1 Tie	Brad Isbister (19:59 of 3rd)
12/30/03	2-2 Tie	Mike York (17:43 of 3rd)
4/6/06	2-1 Win	Brian Rolston (Shootout)
10/25/07	5-4 Loss	Ales Hemsky (Shootout)
12/29/07	5-4 Win	Petteri Nummelin (1:50 of OT)
2/8/09	3-2 Win	Mikko Koivu (Shootout)
3/5/10	2-1 Loss	Mike Comrie (Shootout)
10/13/11	2-1 Win	Devin Setoguchi (Shootout)
10/20/11	2-1 Win	Matt Cullen (Shootout)
11/30/11	3-2 Win	Kyle Brodziak (Shootout)
3/11/14	4-3 Loss	Taylor Hall (Shootout)
Florida (2-2-1)		
10/22/00	0-0 Tie	Scoreless Tie
3/9/10	3-2 Loss	Cory Stillman (Shootout)
2/23/12	3-2 Win	Erik Christensen (Shootout)
3/29/12	3-2 Win	Mikko Koivu (0:15 of OT)
10/19/13	2-1 Loss	Jonathan Huberdeau (Shootout)
Los Angeles (8-6-5)		
11/18/01	2-2 Tie	Steve Heinze (7:29 of 3rd)
11/19/02	2-2 Tie	Sergei Zholtok (5:48 of 3rd)
1/14/04	2-2 Tie	Nick Schultz (8:06 of 2nd)
1/26/04	2-2 Tie	Luc Robitaille (17:56 of 3rd)
03/04/04	1-1 Tie	Jason Wiemer (17:43 of 3rd)
10/09/05	2-1 Loss	Pavol Demitra (3:31 of OT)
3/07/06	3-2 Loss	Lubomir Visnovsky (1:21 of OT)
10/18/06	2-1 Win	Marian Gaborik (0:25 of OT)
11/11/06	3-2 Win	Todd White (Shootout)
10/16/07	4-3 Loss	Mike Cammalleri (Shootout)
3/2/08	2-1 Win	Martin Skoula (3:45 of OT)
2/24/09	2-1 Loss	Drew Dougherty (Shootout)
10/25/10	3-2 Loss	Michal Handzus (Shootout)
12/11/10	3-2 Win	Brent Burns (2:50 of OT)
2/1/11	1-0 Win	Pierre-Marc Bouchard (Shootout)
3/31/12	4-3 Win	Erik Christensen (Shootout)
3/30/13	4-3 Win	Mikko Koivu (Shootout)
10/3/13	3-2 Loss	Anze Kopitar (Shootout)
1/7/14	2-1 Win	Nino Niederreiter (Shootout)
Montreal (1-2-1)		
10/24/00	2-2 Tie	Eric Weinrich (13:22 of 3rd)
1/29/04	3-2 Loss	Richard Zednik (4:32 of OT)
12/17/05	4-3 Win	Kurtis Foster (3:13 of OT)
3/1/12	5-4 Loss	David Desharnais (Shootout)
Nashville (6-2-5)		
3/21/01	0-0 Tie	Scoreless Tie
1/10/02	2-2 Tie	Greg Johnson (16:46 of 2nd)
3/6/03	2-2 Tie	Pascal Dupuis (8:28 of 2nd)

DATE	RESULT	GW/GT GOAL (TIME OF GOAL)
12/23/03	3-3 Tie	Jason Wiemer (16:55 of 2nd)
1/12/04	3-3 Tie	Sergei Zholtok (19:46 of 3rd)
11/16/06	7-6 Win	Brian Rolston (Shootout)
2/17/08	5-4 Win	Marian Gaborik (4:55 of OT)
12/2/09	5-4 Win	Andrew Ebbett (1:26 of OT)
12/28/11	2-1 Loss	Colin Wilson (Shootout)
4/3/12	2-1 Loss	Alexander Radulov (Shootout)
2/9/13	2-1 Win	Devin Setoguchi (4:21 of OT)
3/9/13	2-1 Win	Matt Cullen (Shootout)
2/6/14	3-2 Win	Nino Niederreiter (2:16 of OT)
New Jersey (0-3-2)		
1/26/02	2-2 Tie	Stacy Roest (13:07 of 2nd)
2/17/04	4-4 Tie	Brian Gionta (13:33 of 3rd)
12/3/05	3-2 Loss	Victor Kozlov (Shootout)
3/13/08	4-3 Loss	Jamie Langenbrunner (Shootout)
3/20/14	4-3 Loss	Andy Greene (2:00 of OT)
N.Y. Islanders (1-1-0)		
2/9/08	4-3 Win	Brent Burns (2:34 of OT)
12/17/11	2-1 Loss	Frans Nielsen (Shootout)
N.Y. Rangers (0-1-0)		
3/5/02	3-2 Loss	Brian Leetch (3:44 of OT)
Ottawa (0-2-1)		
12/20/00	2-2 Tie	Darby Hendrickson (5:37 of 3rd)
3/12/02	4-3 Loss	Magnus Arvedson (1:41 of OT)
10/11/11	4-3 Loss	Jason Spezza (Shootout)
Philadelphia (1-0-1)		
10/11/00	3-3 Tie	Eric Desjardins (10:37 of 3rd)
3/25/10	4-3 Win	Kyle Brodziak (2:33 of OT)
Pittsburgh (1-0-1)		
11/14/02	1-1 Tie	Richard Park (8:10 of 2nd)
11/18/08	2-1 Win	Marek Zidlicky (Shootout)
San Jose (5-4-2)		
10/6/01	0-0 Tie	Scoreless Tie
10/16/01	3-3 Tie	Mike Ricci (17:28 of 3rd)
10/31/02	2-1 Win	Sergei Zholtok (4:50 of 3rd)
2/3/06	3-2 Win	Brian Rolston (Shootout)
3/9/08	3-2 Loss	Patrick Marleau (Shootout)
3/19/08	4-3 Loss	Jeremy Roenick (Shootout)
12/31/08	3-2 Win	Brent Burns (1:38 of OT)
3/5/09	4-3 Win	Mikko Koivu (4:46 of OT)
3/10/09	5-4 Loss	Christian Ehrhoff (3:34 of OT)
1/10/12	5-4 Win	Matt Cullen (Shootout)
1/25/14	3-2 Loss	Joe Thornton (3:30 of OT)
St. Louis (6-6-5)		
3/6/01	3-3 Tie	Cam Stewart (17:59 of 3rd)
3/14/01	1-0 Loss	Scott Young (3:09 of OT)
10/19/01	3-2 Loss	Keith Tkachuk (0:46 of OT)
12/2/01	4-4 Tie	Al Macinnis (17:59 of 3rd)
10/12/02	2-2 Tie	Andrew Brunette (19:44 of 3rd)
1/5/04	1-1 Tie	Andrei Zyuzin (13:25 of 2nd)
1/17/04	2-2 Tie	Doug Weight (18:23 of 3rd)
3/10/06	2-1 Loss	Lee Stempniak (0:25 of OT)
4/04/06	5-4 Win	Brian Rolston (Shootout)
11/30/07	3-2 Win	Marian Gaborik (2:21 of OT)

DATE	RESULT	GW/GT GOAL (TIME OF GOAL)
2/10/08	2-1 Win	Brent Burns (Shootout)
2/11/11	5-4 Win	John Madden (Shootout)
3/29/11	3-2 Win	Mikko Koivu (Shootout)
11/19/11	3-2 Win	Matt Cullen (Shootout)
1/14/12	3-2 Loss	Kevin Shattenkirk (Shootout)
1/27/13	4-5 Loss	Vladimir Sobotka (2:16 of OT)
3/9/14	3-2 Loss	T.J. Oshie (Shootout)
Tampa Bay (1-1-1)		
3/17/03	3-3 Tie	Andrew Brunette (15:35 of 3rd)
10/18/08	1-0 Win	Antti Miettinen (Shootout)
11/12/09	4-3 Loss	Vincent Lecavalier (Shootout)
Toronto (1-0-0)		
11/13/13	2-1 Win	Zach Parise (Shootout)
Vancouver (8-9-5)		
1/30/01	3-2 Loss	Mattias Ohlund (1:43 of OT)
3/4/01	4-3 Win	Aaron Gavey (2:26 of OT)
3/25/01	2-2 Tie	Filip Kuba (4:23 of 3rd)
4/5/02	5-4 Loss	Brendan Morrison (2:23 of OT)
1/28/03	2-2 Tie	Sergei Zholtok (9:38 of 3rd)
10/18/03	2-2 Tie	Henrik Sedin (18:28 of 3rd)
12/06/03	1-1 Tie	Trevor Linden (17:08 of 3rd)
3/10/04	1-1 Tie	Geoff Sanderson (15:43 of 3rd)
2/12/06	3-2 Loss	Daniel Sedin (1:26 of OT)
3/31/06	2-1 Win	Mikko Koivu (Shootout)
10/10/06	2-1 Win	Petteri Nummelin (Shootout)
2/14/07	3-2 Loss	Sami Salo (4:20 of OT)
3/4/07	4-3 Loss	Daniel Sedin (Shootout)
3/11/07	3-2 Win	Brent Burns (4:24 of OT)
2/14/08	5-4 Win	Mikko Koivu (Shootout)
2/20/08	3-2 Loss	Daniel Sedin (3:18 of OT)
1/31/09	4-3 Win	Marc-Andre Bergeron (1:52 of OT)
3/31/09	2-1 Loss	Henrik Sedin (4:00 of OT)
4/4/10	4-3 Loss	Sami Salo (2:15 of OT)
10/22/11	3-2 Loss	Sami Salo (4:39 of OT)
12/17/13	3-2 Win	Jason Pominville (Shootout)
2/28/14	2-1 Win	Justin Fontaine (Shootout)
Washington (1-1-0)		
10/12/06	3-2 Win	Mikko Koivu (Shootout)
11/7/13	3-2 Loss	Nicklas Backstrom (Shootout)
Winnipeg (1-2-1)		
1/3/01	1-1 Tie	Donald Audette (4:36 of 1st)
3/7/08	3-2 Loss	Erik Christensen (Shootout)
2/16/12	4-3 Loss	Evander Kane (Shootout)
11/23/13	3-2 Win	Charlie Coyle (Shootout)



ALL-TIME SHOOTOUT RESULTS

SEASON	SHOOTOUTS		HOME	ROAD	TOTAL
2005-06	8		2-1	3-2	5-3
2006-07	17		7-4	3-3	10-7
2007-08	11		0-3	3-5	3-8
2008-09	8		3-2	2-1	5-3
2009-10	12		3-4	2-3	5-7
2010-11	8		1-3	2-2	3-5
2011-12	20		6-3	5-6	11-9
2012-13	6		2-2	2-0	4-2
2013-14	16		3-4	5-4	8-8
TOTALS	106		27-26	27-26	54-52
OPPONENT	DATE	WILD	OPP	GOALTENDERS	DECIDING GOAL
Anaheim (3-0)	11/06/05	2-3	1-3	Fernandez/Giguere	Randy Robitaille
	10/27/06	1-2	0-3	Fernandez/Giguere	Mikko Koivu
	12/4/09	2-4	1-4	Backstrom/Hiller	Guillaume Latendresse
Arizona (1-0)	3/8/12	3-5	2-5	Hackett/LaBarbera	Dany Heatley
Boston (1-1)	11/25/09	1-4	2-4	Backstrom/Rask	David Krejci
	4/8/14	1-3	0-3	Bryzgalov/Rask	Mikko Koivu
Calgary (5-4)	12/07/06	2-2	1-3	Fernandez/Kiprusoff	Mikko Koivu
	01/26/07	2-2	0-2	Backstrom/Kiprusoff	Pavol Demitra
	02/28/07	0-3	1-3	Harding/Kiprusoff	Jarome Iginla
	03/27/07	0-2	2-2	Backstrom/Kiprusoff	Alex Tanguay
	01/16/08	0-2	2-3	Backstrom/Kiprusoff	Kristian Huselius
	12/3/10	1-3	2-3	Backstrom/Karlsson	Rene Bourque
	4/8/10	2-3	0-2	Dubielewicz/Kiprusoff	Brent Burns
	3/22/12	1-4	0-4	Harding/Kiprusoff	Devin Setoguchi
Carolina (1-2)	2/11/13	2-2	1-3	Backstrom/Irving	Mikko Koivu
	11/15/09	0-3	1-3	Backstrom/Leighton	Jussi Jokinen
	10/8/10	0-3	1-3	Backstrom/Ward	Jeff Skinner
	11/9/13	3-3	1-2	Harding/Peters	Mikko Koivu
Chicago (6-2)	12/05/06	3-6	2-6	Fernandez/Khabibulin	Pierre-Marc Bouchard
	1/14/07	1-2	0-3	Fernandez/Khabibulin	Pavol Demitra
	1/9/10	2-8	1-8	Harding/Huet	Owen Nolan
	12/14/11	0-2	2-2	Backstrom/Emery	Jonathan Toews
	4/1/12	2-3	1-3	Harding/Emery	Devin Setoguchi
	4/5/12	1-3	0-3	Harding/Crawford	Devin Setoguchi
	2/4/12	1-3	2-2	Backstrom/Lehtonen	Jamie Benn
	1/30/13	2-3	1-3	Backstrom/Crawford	Matt Cullen
4/3/14	0-3	1-3	Bryzgalov/Crawford	Marian Hossa	
Colorado (4-6)	11/18/06	1-3	2-3	Backstrom/Budaj	Joe Sakic
	1/6/07	1-4	2-4	Fernandez/Budaj	Milan Hejduk
	4/6/08	0-2	2-2	Harding/Theodore	Wojtek Wolski
	3/12/09	2-2	0-2	Backstrom/Budaj	Wojtek Wolski
	3/17/09	2-3	1-3	Backstrom/Budaj	Marek Zidlicky
	10/21/09	1-3	0-3	Backstrom/Anderson	Mikko Koivu
	11/28/09	2-2	0-2	Harding/Anderson	Mikko Koivu
	2/14/13	0-2	2-2	Backstrom/Giguere	Milan Hejduk
	11/30/13	0-3	1-3	Harding/Varlamov	Ryan O'Reilly
	12/14/13	2-2	1-3	Harding/Varlamov	Mikko Koivu
Columbus (1-5)	10/28/05	1-8	2-8	Roloston/Prusek	Trevor Letowski
	11/30/05	0-3	1-3	Fernandez/Leclaire	Jaroslav Balastik
	11/15/08	2-3	0-2	Backstrom/Mason	Marek Zidlicky
	12/27/10	1-2	3-3	Theodore/Mason	Kyle Wilson
	4/13/13	0-2	2-2	Backstrom/Bobrovsky	Mark Letestu
	3/15/14	2-4	3-4	Kuemper/Bobrovsky	Ryan Johansen
	12/02/06	1-3	3-3	Backstrom/Turco	Jussi Jokinen
Dallas (1-4)	1/20/07	2-9	3-9	Backstrom/Turco	Stu Barnes
	2/20/07	1-3	0-3	Backstrom/Turco	Mikko Koivu
	4/10/10	0-4	1-4	Backstrom/Lehtonen	Jamie Benn
	2/4/12	1-3	2-2	Backstrom/Lehtonen	Jamie Benn



ALL-TIME SHOOTOUT RESULTS

OPPONENT	DATE	WILD	OPP	GOALTENDERS	DECIDING GOAL
Detroit (1-3)	1/10/08	2-3	1-3	Harding/Osgood	Marian Gaborik
	1/03/08	0-3	1-2	Harding/Osgood	Pavel Datsyuk
	1/21/10	2-8	3-8	Backstrom/Howard	Drew Miller
	2/20/11	0-2	2-3	Backstrom/Howard	Pavel Datsyuk
	4/06/06	2-3	1-3	Fernandez/Roloston	Brian Rolston
Edmonton (5-3)	10/25/07	1-3	2-3	Harding/Roloston	Ales Hemsky
	2/8/09	1-4	0-4	Backstrom/Roloston	Mikko Koivu
	3/5/10	2-6	3-6	Backstrom/Deslauriers	Mike Comrie
	10/13/11	2-4	1-4	Backstrom/Khabibulin	Devin Setoguchi
	10/20/11	1-2	0-3	Backstrom/Khabibulin	Matt Cullen
	11/30/11	4-6	3-6	Backstrom/Khabibulin	Kyle Brodziak
Florida (1-2)	3/11/14	2-4	3-4	Kuemper/Fasth	Taylor Hall
	3/9/10	0-4	1-4	Backstrom/Vokoun	Cory Stillman
	2/23/12	2-2	0-2	Backstrom/Theodore	Erik Christensen
	10/19/13	0-2	2-2	Harding/Thomas	Jonathan Huberdeau
Los Angeles (5-4)	11/11/06	3-6	2-6	Fernandez/Garon	Todd White
	10/16/07	1-2	3-3	Backstrom/Aubin	Mike Cammalleri
	2/24/09	1-4	2-4	Backstrom/Quick	Drew Doughty
	10/25/10	2-5	3-5	Backstrom/Quick	Michal Handzus
	2/1/11	1-2	0-3	Backstrom/Bernier	Pierre-Marc Bouchard
	3/31/12	2-2	0-2	Backstrom/Bernier	Erik Christensen
Montreal (0-1)	3/30/13	3-3	1-2	Backstrom/Quick	Mikko Koivu
	10/3/13	0-2	2-2	Backstrom/Quick	Anze Kopitar
	1/7/14	1-4	0-4	Kuemper/Quick	Nino Niederreiter
	3/1/12	0-3	1-3	Harding/Price	David Desharnais
	11/16/06	3-4	2-4	Backstrom/Mason	Brian Rolston
	12/28/11	1-3	0-3	Harding/Rinne	Colin Wilson
Nashville (2-2)	4/3/12	0-3	1-2	Backstrom/Lindback	Alexander Radulov
	3/9/13	2-3	1-3	Backstrom/Rinne	Matt Cullen
	12/03/05	0-3	1-3	Fernandez/Brodeur	Victor Kozlov
	03/13/08	0-3	1-3	Backstrom/Brodeur	Jamie Langenbrunner
N. Y. Islanders (0-1)	12/17/11	0-3	1-2	Backstrom/Montoya	Frans Nielsen
Ottawa (0-1)	10/11/11	1-2	3-3	Backstrom/Anderson	Jason Spezza
Pittsburgh (1-0)	11/18/08	1-2	0-3	Backstrom/Sabourin	Marek Zidlicky
San Jose (2-2)	02/02/06	1-5	0-5	Fernandez/Toskala	Brian Rolston
	03/09/08	1-3	2-3	Backstrom/Nabokov	Patrick Marleau
	03/19/08	1-3	2-3	Backstrom/Nabokov	Jeremy Roenick
	1/10/12	2-2	0-2	Harding/Niemi	Matt Cullen
	04/04/06	2-3	1-3	Harding/Divis	Brian Rolston
	02/10/08	2-6	1-6	Harding/Legace	Brent Burns
	2/11/11	4-9	3-9	Theodore/Halak	John Madden
	3/29/11	2-3	1-3	Theodore/Halak	Mikko Koivu
	11/19/11	2-3	1-3	Harding/Halak	Matt Cullen
	1/14/12	0-3	1-3	Harding/Halak	Kevin Shattenkirk
Tampa Bay (1-1)	3/9/14	0-2	2-2	Bryzgalov/Elliott	T.J. Oshie
	10/18/08	1-2	0-3	Backstrom/Smith	Antti Miettinen
	11/12/09	0-2	2-2	Backstrom/Niittymaki	Vincent Lecavalier
	11/13/13	2-3	0-2	Harding/Bernier	Zach Parise
Toronto (1-0)	03/31/06	1-3	0-3	Fernandez/Auld	Mikko Koivu
Vancouver (5-1)	10/10/06	3-4	2-4	Fernandez/Luongo	Petteri Nummelin
	03/04/07	2-6	3-6	Backstrom/Luongo	Daniel Sedin
	02/14/08	2-3	1-3	Backstrom/Luongo	Mikko Koivu
	12/17/13	1-3	0-3	Harding/Luongo	Jason Pominville
	2/28/14	1-7	0-7	Kuemper/Lack	Justin Fontaine
Washington (1-1)	10/12/06	1-2	0-3	Fernandez/Johnson	Mikko Koivu
	11/7/13	0-3	1-3	Harding/Holtby	Nicklas Backstrom
Winnipeg (1-2)	03/07/08	0-3	1-3	Backstrom/Hedberg	Erik Christensen
	2/16/12	1-4	2-4	Backstrom/Mason	Evander Kane
	11/23/13	2-4	1-4	Backstrom/Pavelec	Charlie Coyle

BY THE WILD (74)

2013-14 (8)	
10/22/13 vs. NSH (2-0)	(Harding-16sv)
11/3/13 vs. NJ (4-0)	(Harding-19sv)
12/2/13 vs. PHI (2-0)	(Harding-21sv)
1/12/14 at NSH (4-0)	(Kuemper-23sv)
2/27/14 at EDM (3-0)	(Kuemper-21sv)
3/18/14 at NYI (6-0)	(Bryzgalov-36sv)
4/5/14 vs. PIT (4-0)	(Bryzgalov-20sv)
4/7/14 at WPG (1-0)	(Bryzgalov-24sv)

2012-13 (3)	
1/20/13 vs. DAL (1-0)	(Harding-24 sv)
3/23/13 vs. SJS (2-0)	(Backstrom-33 sv)
4/7/13 at CBJ (3-0)	(Backstrom-24 sv)

2011-12 (6)	
10/29/11 vs. DET 1-0	(Harding-36 sv)
11/8/11 at CGY 3-0	(Backstrom-41 sv)
11/17/11 vs. COL 1-0	(Backstrom-27 sv)
2/2/12 at COL 1-0	(Backstrom-37 sv)
2/9/12 vs. BOS 2-0	(Backstrom-48 sv)
3/19/12 vs. VAN 2-0	(Harding-33 sv)

2010-11 (5)	
11/2/10 vs. SJ 1-0	(Backstrom-36 sv)
1/8/11 at PIT 4-0	(Theodore-26 sv)
1/16/11 vs. VAN 4-0	(Khudobin-32 sv)
1/19/11 at CGY 6-0	(Backstrom-37 sv)
2/1/11 vs. LA 1-0 (SO)	(Backstrom-27 sv)

2009-10 (3)	
12/9/09 at COL 1-0	(Backstrom-22 sv)
1/28/10 at COL 1-0	(Harding-29 sv)
3/3/10 at CGY 4-0	(Backstrom-29 sv)

2008-09 (8)	
10/18/08 at TB 1-0 (SO)	(Backstrom-32 sv)
11/13/08 vs. ARI 4-0	(Backstrom-24 sv)
12/3/08 vs. STL 4-0	(Backstrom-22 sv)
1/4/09 at COL 2-0	(Backstrom-33 sv)
1/6/09 at BOS 1-0	(Backstrom-28 sv)
2/4/09 vs. ANA 3-0	(Backstrom-34 sv)
3/22/09 vs. EDM 3-0	(Backstrom-31 sv)
4/3/09 vs. CGY 4-0	(Backstrom-27 sv)

2007-08 (5)	
10/4/07 vs. CHI 1-0	(Backstrom-27 sv)
10/10/07 vs. EDM 2-0	(Backstorm-21 sv)
10/14/07 at ANA 2-0	(Harding-37 sv)
3/15/08 vs. LA 2-0	(Backstrom-24 sv)
3/28/08 vs. VAN 4-0	(Backstrom-28 sv)

2006-07 (8)	
10/14/06 vs. CBJ 5-0	(Fernandez-24 sv)
11/24/06 vs. ARI 4-0	(Backstrom-28 sv)
01/19/07 at CHI 3-0	(Fernandez-24 sv)
02/3/07 at ARI 1-0	(Backstrom-29 sv)
03/1/07 at EDM 5-0	(Harding-30 sv)
03/27/07 vs. CGY 0-1	(Backstrom-24 sv)
04/3/07 vs. EDM 3-0	(Backstrom-25 sv)
04/5/07 vs. EDM 3-0	(Backstrom-22 sv)

2005-06 (3)	
10/12/05 vs. VAN 6-0	(Roloson-33 sv)
12/8/05 at PIT 5-0	(Fernandez-22 sv)
04/11/06 vs. CHI 2-0	(Harding-27 sv)

2003-04 (7)	
11/7/03 at CGY 3-0	(Roloson-34 sv)
11/11/03 vs. VAN 1-0	(Roloson-29 sv)
12/3/03 vs. EDM 1-0	(Fernandez-34 sv)

2/2/04 vs. STL 4-0	(Roloson-24 sv)
2/13/04 vs. EDM 3-0	(Roloson-28 sv)
3/18/04 at BOS 2-0	(Fernandez-31 sv)
4/4/04 vs. STL 3-0	(Roloson-24 sv)
2002-03 (6)	
11/16/02 vs. WSH 1-0	(Roloson-17 sv)
2/10/03 at PHI 1-0	(Fernandez-30 sv)
2/12/03 vs. PHI 2-0	(Roloson-31 sv)
2/25/03 at OTT 3-0	(Roloson-28 sv)
3/23/03 vs. DET 4-0	(Roloson-33 sv)
3/31/03 vs. CGY 3-0	(Fernandez-26 sv)

2001-02 (6)	
10/6/01 at SJ 0-0	(Roloson-36 sv)
11/21/01 at SJ 2-0	(Fernandez-22 sv)
11/29/01 vs. FLA 6-0	(Roloson-29 sv)
1/2/02 vs. TB 2-0	(Roloson-36 sv)
3/7/02 at STL 3-0	(Roloson-28 sv)
3/10/02 vs. CBJ 5-0	(Roloson-14 sv)

2000-01 (6)	
10/22/00 vs. FLA 0-0	(McLennan-24 sv)
11/24/00 vs. CHI 2-0	(Fernandez-27 sv)
12/17/00 vs. DAL 6-0	(Fernandez-24 sv)
1/10/01 vs. WSH 3-0	(Fernandez-17 sv)
1/24/01 at ANA 5-0	(Fernandez-20 sv)
3/21/01 vs. NSH 0-0	(McLennan-20 sv)

BY THE OPPONENT (81)

2013-14 (4)	
11/25/13 at STL (0-3)	(Halak-22sv)
12/6/13 at CBJ (0-4)	(McElhinney-20sv)
1/14/14 vs. OTT (0-3)	(Lehner-27sv)
1/21/14 at DAL (0-4)	(Lehtonen-18sv)

2012-13 (3)	
4/4/13 at LA (0-3)	(Bernier-23 sv)
4/9/13 vs. CHI (0-1)	(Emery-20 sv)
4/11/13 vs. STL (0-2)	(Elliott-23 sv)

2011-12 (8)	
12/19/11 at VAN 4-0	(Luongo-33 sv)
1/4/12 at VAN 0-3	(Luongo-28 sv)
2/18/12 at STL 0-4	(Elliott-13 sv)
2/28/12 vs. LA 0-4	(Bernier-26 sv)
3/2/12 at DET 0-6	(Howard-19 sv)
3/4/12 vs. COL 0-2	(Varlamov-30 sv)
3/13/12 vs. DAL 0-1	(Lehtonen-25 sv)
3/25/12 at WSH 0-3	(Holtby-28 sv)

2010-11 (8)	
11/29/10 at CGY 3-0	(Kiprusoff-32 sv)
1/9/11 vs. DAL 4-0	(Raycroft-26 sv)
2/1/11 vs. LA 1-0	(Bernier-25 sv)
2/5/11 at ARI 1-0	(Bryzgalov-25 sv)
3/10/11 at NSH 4-0	(Rinne-14 sv)
3/11/11 at DAL 4-0	(Lehtonen-14 sv)
3/22/11 vs. TOR 3-0	(Reimer-29 sv)
4/7/11 at VAN 5-0	(Luongo-29 sv)

2009-10 (4)	
12/7/09 at ARI 2-0	(Bryzgalov-28 sv)
1/14/10 at STL 1-0	(Mason-19 sv)
3/8/10 at NSH 5-0	(Rinne-17 sv)
3/31/10 vs. CHI 4-0	(Niemi-21 sv)

2008-09 (6)	
10/18/08 at TB 1-0 (SO)	(Smith-21 sv)
11/8/08 at VAN 2-0	(Luongo-29 sv)
12/6/08 at NSH 1-0	(Rinne-32 sv)

1/17/09 vs. ANA 3-0	(Hiller-30 sv)
2/6/09 vs. NSH 2-0	(Dan Ellis-22 sv)
3/20/09 at NJ 4-0	(Brodeur-35 sv)
2007-08 (4)	
11/23/07 vs. CBJ 4-0	(Leclaire-32 sv)
12/7/07 at DET 5-0	(Hasek-19 sv)
2/7/08 vs. DAL 1-0	(Smith-25 sv)
2/20/08 at CHI 3-0	(Khabibulin-38 sv)
2006-07 (4)	
12/1/06 vs. DET 3-0	(Hasek-20 sv)
01/9/07 at CGY 3-0	(Kiprusoff-26 sv)
03/6/07 vs. SJ 3-0	(Nabokov-26 sv)
03/27/07 vs. CGY 1-0	(Kiprusoff-38 sv)

2005-06 (1)	
11/1/05 at CGY 3-0	(Kiprusoff-23 sv)
2003-04 (9)	
10/8/03 at CHI 1-0	(Thibault-33 sv)
11/13/03 vs. EDM 2-0	(Conklin-22 sv)
12/11/03 vs. TOR 1-0	(Belfour-28 sv)
1/9/04 vs. ARI 2-0	(Boucher-21 sv)
1/19/04 at NSH 2-0	(Vokoun-26 sv)
1/24/04 at SJ 4-0	(Nabokov-24 sv)
2/26/04 at NSH 4-0	(Vokoun-27 sv)
3/4/04 at ANA 2-0	(Giguere-28 sv)
3/24/04 at CBJ 2-0	(Denis-20 sv)

2002-03 (8)	
11/10/02 at ANA 1-0	(Giguere-26 sv)
11/27/03 at DAL 5-0	(Turco-18 sv)
1/14/03 vs. BUF 1-0	(Miller-22 sv)
1/18/03 vs. ANA 1-0	(Giguere-33 sv)
3/1/03 at STL 2-0	(Sanford-27 sv)
3/15/03 at CBJ 5-0	(Denis-24 sv)
3/25/03 at DET 4-0	(Joseph-18 sv)
4/2/03 at CBJ 3-0	(Denis-27 sv)

2001-02 (8)	
10/6/01 at SJ 0-0	(Nabokov-19 sv)
11/4/01 vs. DET 2-0	(Hasek-21 sv)
11/11/01 vs. VAN 5-0	(Cloutier-18 sv)
11/14/01 vs. COL 1-0	(Roy-26 sv)
1/15/02 at CAR 2-0	(Irlbe-22 sv)
1/30/02 vs. LA 2-0	(Potvin-20 sv)
2/8/02 vs. COL 6-0	(Aebischer-24 sv)
2/13/02 vs. DET 2-0	(Hasek-21 sv)

2000-01 (14)	
10/13/00 at STL 2-0	(Johnson-16 sv)
10/22/00 vs. FLA 0-0	(Luongo-20 sv)
11/3/00 at EDM 3-0	(Salo-20 sv)
11/7/00 at COL 2-0	(Roy-23 sv)
11/8/00 vs. CGY 1-0	(Vernon-22 sv)
11/30/00 at ARI 2-0	(Esche-30 sv)
12/8/00 vs. ANA 1-0	(Hebert-27 sv)
12/10/00 at MTL 4-0	(Theodore-24 sv)
1/12/01 vs. COL 5-0	(Roy-21 sv)
1/15/01 at CBJ 3-0	(Tugnut-31 sv)
2/16/01 vs. LA 4-0	(Storr-21 sv)
3/14/01 vs. STL 1-0	(Johnson-21 sv)
3/21/01 vs. NSH 0-0	(Dunham-23 sv)
3/28/01 vs. ARI 2-0	(Burke-29 sv)

HAT TRICKS FOR (17)

Antti Laakkonen vs. VAN 11/26/00 (F. Potvin), 3-1=4 pts.
Marian Gaborik vs. ATL 11/13/01 (D. Rhodes), 3-0=3 pts.
Marian Gaborik vs. CBJ 3/10/02 (R. Tugnut), 3-1=4 pts.
Marian Gaborik at LA 11/4/02 (J. Storr), 3-0=3 pts.
Marian Gaborik vs. NSH 11/23/02 (M. Dunham) 3-0=3 pts.
Marian Gaborik at VAN 12/7/02 (D. Cloutier) 3-0=3 pts.
Marian Gaborik at NJ 2/17/04 (M. Brodeur) 3-0=3 pts.
Marian Gaborik vs. OTT 3/16/04 (P. Lalime) 3-2=5 pts.
Marc Chouinard vs. CGY 10/5/05 (M. Kiprusoff) 3-0=3 pts.
Brian Rolston at SJ 11/5/05 (N. Schaefer), 3-0=3 pts.
Marian Gaborik at COL 4/9/06 (P. Budaj/J. Theodore), 3-1=4 pts.
Mark Parrish vs. CHI 12/9/06 (B. Boucher), 3-0=3 pts.
Marian Gaborik vs. NYR 12/20/07 (H. Lundqvist), 5-1=6 pts.
Chuck Kobasew vs. COL 11/27/09 (C. Anderson), 3-0=3 pts.
Guillaume Latendresse at ARI 1/16/10 (I. Bryzgalov), 3-0=3 pts.
Ryan Suter vs. WSH 1/4/14 (B. Holtby), 3-0=3 pts.
Justin Fontaine at ARI 1/9/14 (M. Smith), 3-0=3 pts.

HAT TRICKS AGAINST (15)

Radim Vrbata vs. COL 2/8/02 (Fernandez/Roloson) 3-0=3 pts.
Vaclav Prospal at ANA 1/23/04 (Roloson) 3-1=4 pts.
Jason Blake at NYI 3/19/04 (Roloson) 3-0=3 pts.
Jarome Iginla vs. CGY 3/29/07 (Backstrom/Harding) 3-0=3 pts.
Markus Naslund vs. VAN 11/21/07 (Harding) 3-0=3 pts.
Henrik Zetterberg vs. DET 12/7/07 (Harding) 3-0=3 pts.
Jarome Iginla at CGY 3/22/08 (Harding) 3-0=3 pts.
Nikita Filatov at CBJ 1/10/09 (Harding) 3-0=3 pts.
Jamie Langenbrunner vs. NJ 1/2/10 (Backstrom) 3-0=3 pts.
Jarome Iginla vs. CGY 3/7/10 (Backstrom) 3-1=4 pts.
Corey Perry at ANA 12/12/10 (Backstrom) 3-2=5 pts.
P.K. Subban vs. MTL 3/20/11 (Theodore/Backstrom) 3-1=4 pts.
Ryan Kesler at VAN 4/7/11 (Backstrom) 3-0=3 pts.
Max Pacioretty at MTL 11/19/13 (Harding), 3-0=3 pts.
T.J. Oshie at STL 3/27/14 (Kuemper), 3-0=3 pts.

ATTENDANCE

The Wild sold out the first 409 games in team history, including 369 regular season games, 27 preseason contests and 13 playoff games. The club's sellout streak of 409 games was the third-longest recorded sellout streak in NHL history behind Colorado (487) and Detroit (452). The official capacity of Xcel Energy Center for Minnesota Wild games is 17,954. The largest crowd ever to see a Wild game at Xcel Energy Center is 19,416 on May 16, 2014, in Game Three of the Western Conference Semifinal Series against the Chicago Blackhawks. During the 2000-01 campaign, Minnesota set an NHL expansion team attendance record when it drew 751,472 fans in 41 regular season home dates.

PENALTY SHOTS FOR (16-FOR-29)

Scott Pellerin vs. Joaquin Gage; no goal, 10/15/00 vs. EDM
Maxim Sushinsky vs. Felix Potvin; no goal, 11/26/00 vs. VAN
Antti Laakkonen vs. Patrick Lalime; no goal, 12/20/00 vs. OTT
Sebastien Bordeleau vs. Felix Potvin; goal, 10/7/01 at LA
Stacy Roest vs. Dan Cloutier; goal, 3/2/02 at VAN
Antti Laakkonen vs. Brent Johnson; goal, 3/26/02 at STL
Marian Gaborik vs. Jocelyn Thibault; no goal, 2/5/03 vs. CHI
Antti Laakkonen vs. Johan Hedberg; no goal, 10/18/03 vs. VAN
Marian Gaborik vs. Sebastien Caron; goal, 11/19/03 at PIT
Richard Park vs. Miikka Kiprusoff; goal, 12/29/03 at CAL
Wes Walz vs. Reinhard Divis; goal, 2/2/04 vs. STL
Antti Laakkonen vs. Dan Cloutier; goal, 2/19/04 vs. VAN
Marian Gaborik vs. Reinhard Divis; no goal, 4/4/04 vs. STL
Alexandre Daigle vs. Curtis Joseph; no goal, 10/8/05 at VAN
Pierre-Marc Bouchard vs. Dan Cloutier; goal, 10/12/05 vs. VAN
Brian Rolston vs. Miikka Kiprusoff; no goal, 12/29/05 at CGY
Marian Gaborik vs. Vesa Toskala; goal, 2/2/06 at SJ
Todd White vs. Dan Cloutier; no goal, 10/25/06 vs. LA
Brian Rolston vs. Roberto Luongo; goal, 11/2/06 vs. VAN
Brian Rolston vs. Ray Emery; goal, 11/20/06 at OTT
Pierre-Marc Bouchard vs. Tomas Vokoun; goal, 2/17/07 at NSH
Marian Gaborik vs. Ryan Miller; no goal, 3/9/07 at BUF
James Sheppard vs. Evgeni Nabokov; no goal, 4/2/10 vs. SJ
Mikko Koivu vs. Alex Auld; goal, 3/20/11 vs. MTL
Matt Cullen vs. Curtis McElhinney; goal, 12/31/11 vs. ARI
Devin Setoguchi vs. Semyon Varlamov; goal, 3/6/12 at COL
Devin Setoguchi vs. Jonathan Bernier; no goal, 3/1/12 vs. LA
Pierre-Marc Bouchard vs. Steve Mason; no goal, 1/29/13 vs. CBJ
Charlie Coyle vs. Jimmy Howard; goal, 3/22/14 vs. DET

PENALTY SHOTS AGAINST (9-FOR-16 STOPPED)

Petr Sykora vs. Manny Fernandez; no goal, 1/21/01 vs. NJ
Ziggy Palffy vs. Manny Fernandez; no goal, 10/7/01 at LA
Brad Isbister vs. Dwayne Roloson; no goal, 2/10/02 vs. NYI
Pavel Datsyuk vs. Dwayne Roloson; no goal, 11/15/03 vs. DET
Ladislav Nagy vs. Dwayne Roloson; goal, 10/8/05 at ARI
Niklas Sundstrom vs. Dwayne Roloson; no goal, 12/17/05 vs. MTL
Paul Kariya vs. Niklas Backstrom; no goal, 11/16/06 at NSH
John Pohl vs. Manny Fernandez; goal, 12/26/06 at TOR
Sami Pihlhal vs. Niklas Backstrom; goal, 3/9/08 vs. SJ
Corey Perry vs. Niklas Backstrom; goal, 12/12/10 at ANA
Taylor Hall vs. Niklas Backstrom; no goal, 12/22/11 at EDM
Patrik Berglund vs. Josh Harding; no goal, 2/18/12 at STL
Andrew Desjardins vs. Niklas Backstrom; no goal, 3/23/13 vs. SJ
Eric Nystrom vs. Josh Harding; goal, 10/8/13 at NSH
Olli Maata vs. Niklas Backstrom; goal, 12/9/13 at PIT
Jordie Benn vs. Darcy Kuemper; goal, 1/21/14 at DAL

SEASON	GAMES	ATT	AVG	SELLOUTS
2000-01	41	751,472	18,239	41
2001-02	41	756,596	18,453	41
2002-03	41	758,536	18,501	41
2003-04	41	759,776	18,531	41
2005-06	41	761,614	18,575	41
2006-07	41	760,280	18,543	41
2007-08	41	761,288	18,568	41
2008-09	41	761,288	18,568	41
2009-10	41	755,055	18,416	41
2010-11	40	720,508	18,013	25
2011-12	41	728,683	17,772	16
2012-13	24	451,075	18,795	22
2013-14	41	758,729	18,506	34
TOTALS	515	9,484,900	18,417	466

FIVE GOALS IN A GAME (1)

Marian Gaborik	12/20/07 vs. NYR
----------------	------------------

THREE GOALS IN A GAME (16)

Antti Laaksonen	11/26/00 vs. VAN
Marian Gaborik	11/13/01 vs. ATL
Marian Gaborik	3/10/02 vs. CBJ
Marian Gaborik	11/4/02 at LA
Marian Gaborik	11/23/02 vs. NSH
Marian Gaborik	12/7/02 at VAN
Marian Gaborik	2/17/04 at NJ
Marian Gaborik	3/16/04 vs. OTT
Marc Chouinard	10/5/05 vs. CGY
Brian Rolston	11/5/05 at SJ
Marian Gaborik	4/9/06 at COL
Mark Parrish	12/9/06 vs. CHI
Chuck Kobasew	11/27/09 vs. COL
Guillaume Latendresse	1/16/10 at ARI
Ryan Suter	1/4/14 vs. WSH
Justin Fontaine	1/9/14 at ARI

FOUR ASSISTS IN A GAME (6)

Marian Gaborik	10/26/02 at ARI
Andrew Brunette	3/10/02 vs. CBJ
Pascal Dupuis	3/25/04 at CHI
Eric Belanger	11/15/07 at EDM
Mikko Koivu	10/16/08 at FLA
Mikko Koivu	1/2/11 vs. ARI

SIX POINTS IN A GAME (2)

Marian Gaborik (2g-4a)	10/26/02 at ARI
Marian Gaborik (5g-1a)	12/20/07 vs. NYR

FIVE POINTS IN A GAME (2)

Marian Gaborik (3g-2a)	3/16/04 vs. OTT
Mikko Koivu (1g-4a)	10/16/08 at FLA

FOUR POINTS IN A GAME (20)

Scott Pellerin (1g-3a)	10/18/00 vs. TB
Antti Laaksonen (3g-1a)	11/26/00 vs. VAN
Andrew Brunette (2g-2a)	11/8/01 at BOS
Marian Gaborik (3g-1a)	3/10/02 vs. CBJ
Andrew Brunette (0g-4a)	3/10/02 vs. CBJ
Marian Gaborik (1g-3a)	1/16/03 vs. VAN
Pascal Dupuis (0g-4a)	3/25/04 at CHI
Brian Rolston (2g-2a)	12/17/05 vs. MTL
Wes Walz (2g-2a)	2/4/06 at ARI
Pierre-Marc Bouchard (2g-2a)	2/10/06 at EDM
Brian Rolston (2g-2a)	3/12/06 vs. EDM
Pierre-Marc Bouchard (1g-3a)	3/12/06 vs. EDM
Marian Gaborik (3g-1a)	4/9/06 at COL
Pierre-Marc Bouchard (2g-2a)	1/2/07 vs. ATL
Eric Belanger (0g-4a)	11/15/07 at EDM
Pierre-Marc Bouchard (2g-2a)	1/21/08 at VAN
Marian Gaborik (2g-2a)	3/25/09 at NYI
Guillaume Latendresse (1g-3a)	1/11/10 vs. PIT
Mikko Koivu (0g-4a)	1/2/11 vs. ARI
Zach Parise (2g-2a)	1/30/14 at COL

45+ SAVES IN A GAME (9)

Dwayne Rolson (53)	11/8/01 at BOS
Dwayne Rolson (52)	10/28/05 at CBJ
Niklas Backstrom (48)	2/19/12 vs. BOS
Niklas Backstrom (47)	12/22/07 vs. DET
Niklas Backstrom (47)	3/7/11 vs. SJ
Josh Harding (47)	1/14/12 at STL
Niklas Backstrom (46)	12/27/07 at ARI
Niklas Backstrom (46)	11/4/08 at SJ
Jose Theodore (46)	2/25/11 at ANA

40-GOAL SEASONS (1)

Marian Gaborik (42)	2007-08
---------------------	---------

30-GOAL SEASONS (8)

Marian Gaborik (38)	2005-06
Brian Rolston (34)	2005-06
Brian Rolston (31)	2006-07
Marian Gaborik (30)	2001-02
Marian Gaborik (30)	2002-03
Marian Gaborik (30)	2006-07
Brian Rolston (30)	2007-08
Jason Pominville (30)	2013-14

20-GOAL SEASONS (17)

Zach Parise (29)	2013-14
Pavol Demitra (25)	2006-07
Owen Nolan (25)	2008-09
Andrew Brunette (25)	2009-10
Guillaume Latendresse (25)	2009-10
Dany Heatley (24)	2011-12
Andrew Brunette (22)	2008-09
Mikko Koivu (22)	2009-10
Martin Havlat (22)	2010-11
Kyle Brodziak (22)	2011-12
Andrew Brunette (21)	2001-02
Pascal Dupuis (20)	2002-03
Alexandre Daigle (20)	2003-04
Pierre-Marc Bouchard (20)	2006-07
Mikko Koivu (20)	2006-07
Mikko Koivu (20)	2008-09
Antti Miettinen (20)	2009-10

50-ASSIST SEASONS (1)

Pierre-Marc Bouchard (50)	2007-08
---------------------------	---------

40-ASSIST SEASONS (9)

Mikko Koivu (49)	2009-10
Andrew Brunette (48)	2001-02
Mikko Koivu (47)	2008-09
Brian Rolston (45)	2005-06
Mikko Koivu (45)	2010-11
Mikko Koivu (43)	2013-14
Pierre-Marc Bouchard (42)	2005-06
Marian Gaborik (41)	2007-08
Martin Havlat (40)	2010-11

80-POINT SEASONS (1)

Marian Gaborik (83)	2007-08
---------------------	---------

70-POINT SEASONS (2)

Brian Rolston (79)	2005-06
Mikko Koivu (71)	2009-10

60-POINT SEASONS (12)

Andrew Brunette (69)	2001-02
Marian Gaborik (67)	2001-02
Mikko Koivu (67)	2008-09
Marian Gaborik (66)	2005-06
Marian Gaborik (65)	2002-03
Pavol Demitra (64)	2006-07
Brian Rolston (64)	2006-07
Pierre-Marc Bouchard (63)	2007-08
Martin Havlat (62)	2010-11
Mikko Koivu (62)	2010-11
Andrew Brunette (61)	2009-10
Jason Pominville (60)	2013-14

30-WIN SEASONS (3)

Niklas Backstrom (37)	2008-09
Niklas Backstrom (33)	2007-08
Manny Fernandez (30)	2005-06

YEAR-BY-YEAR RESULTS

SEASON	RECORD	PTS	DIV/CONF RANK	HEAD COACH	ATTENDANCE	NOTES
2000-01	25-39-18	68	5th/14th	Jacques Lemaire	751,472	Inaugural season
2001-02	26-35-21	73	5th/12th	Jacques Lemaire	756,596	
2002-03	42-29-11	95	3rd/6th	Jacques Lemaire	758,536	Western Conference Finals
2003-04	30-29-23	83	5th/10th	Jacques Lemaire	759,776	
2004-05	— NHL SEASON CANCELLED DUE TO WORK STOPPAGE —					
2005-06	38-36-8	84	5th/11th	Jacques Lemaire	761,614	
2006-07	48-26-8	104	2nd/7th	Jacques Lemaire	760,280	Western Conference Quarterfinals
2007-08	44-28-10	98	1st/3rd	Jacques Lemaire	761,288	First-Ever Division Championship
2008-09	40-33-9	89	3rd/9th	Jacques Lemaire	761,288	
2009-10	38-36-8	84	4th/13th	Todd Richards	755,055	400th consecutive sellout (3/7/10)
2010-11	39-35-8	86	3rd/12th	Todd Richards	720,508	
2011-12	35-36-11	81	4rd/12th	Mike Yeo	728,683	
2012-13	26-19-3	55	2nd/8th	Mike Yeo	451,075	Western Conference Quarterfinals
2013-14	43-27-12	98	4th/7th	Mike Yeo	758,729	Western Conference Semifinals

YEAR-BY-YEAR OFFENSIVE LEADERS

SEASON	GOALS	ASSISTS	POINTS	PIM
2000-01	M. Gaborik, D. Hendrickson W. Walz, 18	L. Sekeras, 23	M. Gaborik, 36	M. Johnson, 137
2001-02	M. Gaborik, 30	A. Brunette, 48	A. Brunette, 69	M. Johnson, 183
2002-03	M. Gaborik, 30	M. Gaborik, 35	M. Gaborik, 65	M. Johnson, 201
2003-04	A. Daigle, 20	A. Daigle, 31	A. Daigle, 51	M. Johnson, 177
2004-05	— NHL SEASON CANCELLED DUE TO WORK STOPPAGE —			
2005-06	M. Gaborik, 38	B. Rolston, 45	B. Rolston, 79	D. Boogaard, 158
2006-07	B. Rolston, 31	P. Demitra, 39	P. Demitra, B. Rolston, 64	D. Boogaard, 120
2007-08	M. Gaborik, 42	P. Bouchard, 50	M. Gaborik, 83	A. Voros, 142
2008-09	O. Nolan, 25	M. Koivu, 47	M. Koivu, 67	D. Boogaard, 87
2009-10	A. Brunette, G. Latendresse, 25	M. Koivu, 49	M. Koivu, 71	D. Boogaard, 105
2010-11	M. Havlat, 22	M. Koivu, 45	M. Havlat, B. Rolston, 62	B. Staubitz, 173
2011-12	D. Heatley, 24	M. Koivu, 32	D. Heatley, 53	C. Clutterbuck, 103
2012-13	Z. Parise, 18	R. Suter, 28	Z. Parise, 38	Z. Konopka, 117
2013-14	J. Pominville, 30	M. Koivu, 43	J. Pominville, 60	C. Stoner, 84

YEAR-BY-YEAR GOALTENDING LEADERS

SEASON	WINS	GOALS AGAINST AVG.	SAVE PERCENTAGE	SHUTOUTS
2000-01	M. Fernandez, 19	M. Fernandez, 2.24	M. Fernandez, .920	M. Fernandez, 4
2001-02	D. Roloson, 14	D. Roloson, 2.68	D. Roloson, .901	D. Roloson, 5
2002-03	D. Roloson, 23	D. Roloson, 2.00	D. Roloson, .927	D. Roloson, 4
2003-04	D. Roloson, 19	D. Roloson, 1.88	D. Roloson, .933	D. Roloson, 5
2004-05	— NHL SEASON CANCELLED DUE TO WORK STOPPAGE —			
2005-06	M. Fernandez, 30	M. Fernandez, 2.29	M. Fernandez, .919	M. Fernandez, J. Harding, D. Roloson, 1
2006-07	N. Backstrom, 23	N. Backstrom, 1.97*	N. Backstrom, .929*	N. Backstrom, 5
2007-08	N. Backstrom, 33	N. Backstrom, 2.31	N. Backstrom, .920	N. Backstrom, 4
2008-09	N. Backstrom, 37	N. Backstrom, 2.33	N. Backstrom, .923	N. Backstrom, 8
2009-10	N. Backstrom, 26	N. Backstrom, 2.72	N. Backstrom, .903	N. Backstrom, 2
2010-11	N. Backstrom, 22	N. Backstrom, 2.66	N. Backstrom, J. Theodore, .916	N. Backstrom, 3
2011-12	N. Backstrom, 19	N. Backstrom, 2.43	N. Backstrom, .919	N. Backstrom, 4
2012-13	N. Backstrom, 26	N. Backstrom, 2.48	N. Backstrom, .909	N. Backstrom, 2
2013-14	J. Harding, 18	J. Harding, 1.65*	J. Harding, .933*	J. Harding/J. Bryzgalov, 3

CAREER VS. WILD

GAMES	
74	Henrik Sedin
71	Jarome Iginla
	Daniel Sedin
68	Milan Hejduk
64	Ryan Smyth
GOALS	
37	Jarome Iginla
22	Milan Hejduk
	Ryan Kesler
20	Daniel Sedin
	Ryan Smyth
ASSISTS	
47	Henrik Sedin
36	Daniel Sedin
30	Jarome Iginla
	Alex Tanguay
28	Milan Hejduk
POINTS	
67	Jarome Iginla
58	Henrik Sedin
56	Daniel Sedin
50	Milan Hejduk
46	Alex Tanguay
PLUS/MINUS	
19	Jarome Iginla
	Robyn Regehr
18	Nicklas Lidstrom
17	Daymond Langkow
14	Jason Arnott
	Chris Chelios
PENALTY MINUTES	
104	Jody Shelley
100	Darcy Hordichuk
94	Alexandre Burrows
83	Cody McLeod
79	David Backes
POWER-PLAY GOALS	
13	Milan Hejduk
10	Jarome Iginla
8	Ryan Kesler
	Patrick Marleau
7	Four Players Tied
GAME-WINNING GOALS	
10	Jarome Iginla
7	Joe Sakic
5	Ryan Smyth
4	Nine Players Tied
SHORT-HANDED GOALS	
3	Ryan Kesler
	Todd Marchant
2	11 Players Tied

SEASON VS. WILD

GAMES	
8	Several Players Tied
GOALS	
7	Ryan Kesler 2010-11
6	Jarome Iginla 2005-06
	Jarome Iginla 2006-07
	Jarome Iginla 2007-08
	Joe Sakic 2000-01
ASSISTS	
9	Henrik Sedin 2007-08
8	Henrik Sedin 2008-09
7	Markus Naslund 2001-02
	Doug Weight 2000-01
	Daniel Sedin 2011-12
POINTS	
11	Jarome Iginla 2007-08
10	Joe Sakic 2000-01
	Doug Weight 2000-01
	Daniel Sedin 2011-12
9	Five Players Tied
PLUS/MINUS	
11	Robyn Regehr 2006-07
8	Harold Druken 2000-01
	J.P. Dumont 2006-07
	John-Michael Liles 2003-04
7	Two Players Tied
PENALTY MINUTES	
54	Alex Burrows 2007-08
39	Robyn Regehr 2002-03
37	Theo Peckham 2010-11
	Jody Shelley 2003-04
36	Darcy Hordichuk 2009-10
POWER-PLAY GOALS	
3	Jarome Iginla 2001-02
	Markus Naslund 2007-08
	Scott Walker 2000-01
	Steve Yzerman 2001-02
2	Several Players Tied
SHORT-HANDED GOALS	
2	Jarret Stoll 2007-08
1	Several Players Tied
GAME-WINNING GOALS	
4	Joe Sakic 2000-01
2	Several Players Tied

SINGLE GAME VS. WILD

GOALS	
3	J. Iginla (3x) last, 3/7/10
	Radim Vrbata 2/8/02
	Vaclav Prospal 1/23/04
	Jason Blake 3/19/04
	Markus Naslund 11/21/07
	Henrik Zetterberg 12/7/07
	Nikita Filatov 1/10/09
	Jamie Langenbrunner 1/2/10
	Corey Perry 12/12/10
	P.K. Subban 3/20/11
	Ryan Kesler 4/7/11
	Max Pacioretty 11/19/13
	T.J. Oshie 3/27/14
ASSISTS	
4	Doug Weight 11/12/00
	Niclas Havelid 1/23/04
	Ed Jovanovski 1/16/10
3	Several Players Tied
POINTS	
5	Doug Weight 11/12/00
	Corey Perry 12/12/10
4	Several Players Tied
PLUS/MINUS	
5	Kimmo Timonen 10/31/01
	Christian Ehrhoff 10/22/10
	Jeff Petry 4/26/13
4	Several Players Tied
PENALTY MINUTES	
27	Jody Shelley 3/24/04
25	Theo Peckham 4/8/11
24	Robyn Regehr 3/31/03
	Jeremy Stevenson 3/21/01
22	Four Players Tied
POWER-PLAY GOALS	
2	Several Players Tied
SHORT-HANDED GOALS	
1	Several players tied
SHOTS ON GOAL	
12	Bill Guerin 11/8/01
	Richard Zednik 12/10/01
11	Derian Hatcher 11/27/02
10	Five Players Tied
TIME ON ICE	
34:00	Scott Niedermayer 12/31/06
33:58	Brian Pothier 10/12/06
33:45	Jay Bouwmeester 12/3/10
33:39	Tobias Enstrom 3/7/08
33:13	Boris Mironov 10/29/00
32:51	Brian Campbell 2/23/12
SHUTOUTS	
5	Roberto Luongo
4	Miikka Kiprusoff
3	Eight Players Tied

GOALTENDING CAREER VS. WILD

GAMES		WINS		SHUTOUTS	
50	Miikka Kiprusoff	29	Miikka Kiprusoff	5	Roberto Luongo
38	Roberto Luongo	17	Roberto Luongo	4	Miikka Kiprusoff
29	Jean-Sebastien Giguere	16	Evgeni Nabokov	3	Eight Players Tied
27	Evgeni Nabokov	15	Marty Turco		
25	Nikolai Khabibulin	11	Two Players Tied		



2014-2015 PLAYOFFS MINNESOTA WILD

#	POS	PLAYER	GP	TOI/G	G	A	PTS	+/-	PIM	PPG	SHG	GWG	SOG	SH%
11	LW	Zach Parise	13	20:28	4	10	14	-3	6	2	0	1	49	8.2
29	RW	Jason Pominville	13	18:15	2	7	9	-3	0	0	0	0	32	6.3
64	C	Mikael Granlund	13	18:01	4	3	7	3	2	0	0	1	35	11.4
56	C	Erik Haula	13	14:12	4	3	7	2	0	0	0	1	29	13.8
3	C	Charlie Coyle	13	17:50	3	4	7	-2	6	1	0	1	23	13.0
20	D	Ryan Suter	13	29:13	1	6	7	-5	4	1	0	0	29	3.4
9	C	Mikko Koivu	13	20:31	1	6	7	-4	10	0	0	0	30	3.3
46	D	Jared Spurgeon	13	24:03	3	3	6	0	2	1	0	0	22	13.6
22	RW	Nino Niederreiter	13	14:39	3	3	6	0	8	0	0	2	22	13.6
21	C	Kyle Brodziak	12	13:15	3	3	6	-2	2	0	0	0	15	20.0
15	LW	Dany Heatley	11	11:32	1	5	6	6	4	0	0	0	9	11.1
6	D	Marco Scandella	13	21:28	2	1	3	4	0	0	1	0	20	10.0
4	D	Clayton Stoner	13	12:16	1	2	3	2	26	0	0	0	13	7.7
26	LW	Matt Moulson	10	14:59	1	2	3	0	4	0	0	0	21	4.8
24	LW	Matt Cooke	6	15:59	0	3	3	1	8	0	0	0	4	0.0
14	RW	Justin Fontaine	9	11:06	1	1	2	0	2	0	0	0	13	7.7
25	D	Jonas Brodin	13	23:37	0	2	2	3	12	0	0	0	11	0.0
8	C	Cody McCormick	13	8:16	1	0	1	1	14	0	0	0	6	16.7
39	D	Nate Prosser	10	12:31	0	0	0	2	12	0	0	0	7	0.0
2	D	Keith Ballard	3	10:44	0	0	0	-2	0	0	0	0	2	0.0
19	LW	Stephane Veilleux	4	7:17	0	0	0	1	4	0	0	0	4	0.0
#	GOALTENDER		GP	GS	W	L	SA	SV	SV%	GA	GAA	SO	MIN	PIM
37	Darcy Kuemper		6	5	3	1	127	116	0.913	11	2.03	1	325	0
30	Ilya Bryzgalov		9	8	3	6	182	161	0.885	21	2.63	1	479	0



2014 WESTERN CONFERENCE ROUND 1 #4 MINNESOTA WILD VS. #1 COLORADO AVALANCHE Wild wins series, 4-3 (Wild 3-0 at Xcel Energy Center, 1-3 at Colorado)

DATE	OPP.	Scoring By Period	Shots By Period	Power Plays	Penalties/ Minutes	Game-Winning Goal	Goalie (Saves-Shots)	Attn.
G1	MIN	1 2 3 OT F	1 2 3 OT T	0 0 0 0 0	5-12		Bryzgalov (26-31)	
4/17	COL	1 1 2 1 5	8 6 14 3 31	0-4	5-10	Stastny (1)	Varlamov (29-33)	*18,074
G2	MIN	1 0 1 - 2	10 9 13 - 32	0-3	4-16		BRYZGALOV (11-14); Kuemper (14-14)	
4/19	COL	1 2 1 - 4	11 9 9 - 29	1-3	4-16	Landeskog (1)	Varlamov (30-32)	*18,402
G3	COL	0 0 0 0 0	8 7 5 2 22	0-4	7-14		Varlamov (45-46)	
4/21	MIN	0 0 0 1 1	22 9 13 2 46	0-3	8-16	Granlund (1)	Kuemper (22-22)	*19,221
G4	COL	0 1 0 - 1	3 4 5 - 12	0-4	4-8		Varlamov (30-32)	
4/24	MIN	1 1 0 - 2	14 11 7 - 32	1-4	4-8	Coyle (1)	Varlamov (30-32)	*19,396
G5	MIN	0 1 2 0 3	11 9 10 2 32	0-3	4-8		Kuemper (31-35)	
4/26	COL	0 2 1 1 4	8 12 12 3 35	0-3	4-8	MacKinnon (1)	Varlamov (29-32)	*18,418
G6	COL	1 1 0 - 2	6 14 3 - 23	1-4	8-32		Varlamov (18-21)	
4/28	MIN	2 0 3 - 5	9 6 8 - 23	1-3	9-34	Parise (1)	Kuemper (21-23)	*19,314
G7	MIN	1 1 2 1 5	12 8 10 5 35	0-3	3-6	Niederreiter (1)	Kuemper (17-21); BRYZGALOV (1-1)	
4/30	COL	2 0 2 0 4	9 5 7 1 22	1-3	3-6		Varlamov (30-35)	*18,511
TOTALS		Scoring By Period	Shots By Period	Power Plays (Percentage)	Penalties/ Minutes		Goaltenders (Record, Saves-Shots)	
	COL	5 7 6 2 20	53 57 55 9 174	3-25 (12.0)	35-94		Varlamov (3-4, 211-231)	
	MIN	6 6 8 2 22	85 64 72 12 233	3-21 (14.3)	37-92	Bryzgalov (1-2, 38-46); Kuemper (3-1, 116-127)		

SERIES NOTES

With a 5-4 overtime victory in Game 7, the Wild became the first team in NHL history to record four score-tying goals in a Game 7 (Elias Sports Bureau). Nino Niederreiter scored two goals, including the winner 5:02 into overtime, and added an assist in Game 7 – the fourth-youngest player to ever net a total three points in a Game 7 (Elias Sports Bureau). Zach Parise led the Wild with 10 points (3-7=10) against the Avalanche, a career high for points in a series. He set a playoff career high and a Wild playoff single-game record with four points (2-2=4) in Game 6. Parise also set a franchise record for fastest goal to start a playoff game, scoring 49 seconds into Game 6 and tallied the game winner. Before being held pointless in Game 7, he had a career-best six-game playoff point streak. Darcy Kuemper went 3-1 in five starts posting a 2.03 GAA and a .913 SV%. Ilya Bryzgalov went 1-2 in two starts with a 3.72 GAA and a 4.25 GAA. Bryzgalov earned the Game 7 win by stopping the only shot he faced (in overtime) in relief of Kuemper, who left the game with 8:13 left in regulation. Kuemper stopped all 22 shots in Game 3 to become the first Wild goalie to record a playoff shutout. Mikael Granlund earned his first career playoff point by scoring the overtime winner in Game 3, becoming only the fifth NHL player in the last 75 years to score his first career playoff goal in a 1-0 overtime game (Elias Sports Bureau). Nathan MacKinnon (2-8=10) and Paul Stastny (5-5=10) led the Avalanche in scoring with 10 points each. Semyon Varlamov posted a 2.78 GAA and a .913 SV% in seven starts. The Wild outshot the Avalanche 233-174 and outhit Colorado 194-188 in the series.

2014 WESTERN CONFERENCE ROUND 2 #4 MINNESOTA WILD VS. #3 CHICAGO BLACKHAWKS Wild loses series 4-2 (Wild 2-1 at Xcel Energy Center, 0-3 at Chicago)

DATE	OPP.	Scoring By Period	Shots By Period	Power Plays	Penalties/ Minutes	Game-Winning Goal	Goalie (Saves-Shots)	Attn.
G1	MIN	0 0 2 - 2	8 17 7 - 32	0-3	3-8		Bryzgalov (17-21)	
5/2	CHI	1 1 3 - 5	13 3 6 - 22	2-4	3-6	Kane (2)	Crawford (30-32)	*22,116
G2	MIN	0 0 1 - 1	2 13 4 - 19	0-1	2-4		Bryzgalov (18-21)	
5/4	CHI	1 1 2 - 4	7 8 7 - 22	0-2	1-2	Saad (1)	Crawford (18-19)	*22,018
G3	CHI	0 0 0 - 0	7 8 4 - 19	0-2	4-8		Crawford (14-17)	
5/6	MIN	0 0 4 - 4	5 5 8 - 18	1-4	2-4	Haula (1)	Bryzgalov (19-19)	*19,416
G4	CHI	1 1 0 - 2	4 9 7 - 20	0-2	5-10		Crawford (27-31)	
5/9	MIN	1 2 1 - 4	7 18 6 - 31	1-5	2-4	Niederreiter (2)	Bryzgalov (18-20)	*19,405
G5	MIN	1 0 0 - 1	8 6 14 - 28	0-1	2-4		Bryzgalov (26-28)	
5/11	CHI	0 1 1 - 2	6 15 7 - 28	1-2	1-2	Toews (4)	Crawford (27-28)	*22,016
G6	CHI	1 0 0 1 2	8 8 6 5 27	0-1	3-6	Kane (3)	Crawford (34-35)	
5/13	MIN	0 1 0 0 1	9 14 7 5 35	0-3	1-2		Bryzgalov (25-27)	*19,396
TOTALS		Scoring By Period	Shots By Period	Power Plays (Percentage)	Penalties/ Minutes		Goaltenders (Record, Saves-Shots)	
	CHI	4 4 6 1 15	45 51 37 5 138	3-13 (23.1)	17-34		Crawford (4-2, 150-162)	
	MIN	2 3 8 0 13	39 73 46 5 163	2-17 (11.8)	12-26		Bryzgalov (2-4, 123-136)	

SERIES NOTES

Minnesota advanced to the second round of the Stanley Cup Playoffs for the first time since 2003, but for the second straight year the team's season ended with a loss to the Blackhawks in the playoffs when Patrick Kane scored at 9:42 of overtime in Game 6. The loss was the first at home during the 2014 playoffs for the Wild. Erik Haula led Minnesota with three goals and five points against Chicago. Mikael Granlund registered two goals for the Wild. Ilya Bryzgalov posted a 2.13 GAA, a .904 SV% and one shutout in six starts. Marian Hossa led the Blackhawks in scoring with nine points (1-8=9). Bryan Bickell recorded a team-best four goals and ranked second in scoring with six points (4-2=6). Corey Crawford registered a 1.97 GAA and a .926 SV% in six starts. Minnesota set a franchise record with 48 hits in Game 5 at Chicago and outhit the Blackhawks 181-105 in the series.

#	POS	PLAYER	GP	TOI/G	G	A	PTS	+/-	PIM	PPG	SHG	GWG	SOG	SH%
7	C	MATT CULLEN	5	19:07	0	3	3	1	2	0	0	0	8	0.0
16	LW	JASON ZUCKER	5	13:29	1	1	2	1	0	0	0	1	11	9.1
22	RW	CAL CLUTTERBUCK	5	15:51	1	1	2	0	4	0	0	0	11	9.1
96	RW	PIERRE-MARC BOUCHARD	5	14:36	1	1	2	2	0	0	0	0	10	10
6	D	MARCO SCANDELLA	5	18:01	1	1	2	-1	0	0	0	0	6	16.7
21	C	KYLE BRODZIAK	5	20:40	0	2	2	0	4	0	0	0	9	0.0
63	C	CHARLIE COYLE	5	18:09	0	2	2	-4	2	0	0	0	11	0.0
17	C	TORREY MITCHELL	5	11:24	1	0	1	-4	0	0	0	0	8	12.5
10	RW	DEVIN SETOGUCHI	5	16:04	1	0	1	-2	0	0	0	0	12	8.3
11	LW	ZACH PARISE	5	21:23	1	0	1	-7	2	0	0	0	17	5.9
4	D	CLAYTON STONER	1	8:18	0	1	1	1	0	0	0	0	0	0.0
9	C	MIKKO KOIVU	5	20:30	0	0	0	-6	8	0	0	0	11	0.0
29	RW	JASON POMINVILLE	2	13:32	0	0	0	-1	0	0	0	0	4	0.0
19	LW	STEPHANE VEILLEUX	2	7:31	0	0	0	0	0	0	0	0	1	0.0
25	D	JONAS BRODIN	5	26:23	0	0	0	-3	0	0	0	0	3	0.0
28	C	ZENON KONOPKA	2	9:52	0	0	0	-2	0	0	0	0	2	0.0
77	D	TOM GILBERT	5	16:16	0	0	0	-2	2	0	0	0	0	0.0
44	D	JUSTIN FALK	4	11:33	0	0	0	-3	2	0	0	0	0	0.0
20	D	RYAN SUTER	5	31:37	0	0	0	-5	4	0	0	0	5	0.0
27	C	MIKE RUPP	4	6:38	0	0	0	-3	12	0	0	0	2	0.0
46	D	JARED SPURGEON	5	21:15	0	0	0	-3	2	0	0	0	8	0.0
#	GOALTENDER		GP	GS	W	L	SA	SV	SV%	GA	GAA	MIN	PIM	
37	JOSH HARDING		5	5	1	4	135	123	0.911	12	2.94	245	0	
35	DARCY KUEMPER		2	0	0	0	33	29	0.879	4	3.29	73	0	



ALL CAPS indicates decision, * indicates sell out, p-power-play goal, s-short-handed goal, ps-penalty shot

2013 WESTERN CONFERENCE QUARTERFINAL																
#8 MINNESOTA WILD VS. #1 CHICAGO BLACKHAWKS																
Wild loses series 4-1 (Wild 1-1 at Xcel Energy Center, 0-3 at Chicago)																
		Scoring By Period					Shots By Period					Power	Penalties/	Game-Winning	Goalie	
DATE	OPP.	1	2	3	OT	F	1	2	3	OT	T	Plays	Minutes	Goal	(Saves-Shots)	Attn.
G1	MIN	1	0	0	0	1	6	7	7	7	27	0-4	3-6		Harding (35-37)	
4/30	CHI	0	1	0	1	2	6	10	12	9	37	1-3	4-8	Bickell	Crawford (26-27)	*21,428
G2	MIN	0	1	1	—	2	7	15	6	—	28	0-2	5-10		Harding (43-47)	
5/3	CHI	1	1	3	—	5	17	14	17	—	48	0-4	3-6	Sharp	Crawford (26-28)	*22,012
G3	CHI	1	0	1	0	2	9	8	8	2	27	0-2	4-8		Crawford (34-37)	
5/5	MIN	1	0	1	1	3	15	14	7	1	37	0-3	3-6	Zucker (1)	Harding (25-27)	*19,238
G4	CHI	1	1	1	—	3	6	11	7	—	24	0-2	6-12	Sharp	Crawford (25-25)	
5/7	MIN	0	0	0	—	0	7	6	12	—	25	0-6	2-4	HARDING (5-6); Kuemper (16-18)	Crawford (16-18)	*19,378
G5	MIN	0	1	0	—	1	10	8	4	—	22	0-2	5-18	HARDING (15-18); Kuemper (13-15)	Crawford (21-22)	*21,597
5/9	CHI	1	3	1	—	5	10	13	10	—	33	1-2	3-6	Sharp	Crawford (21-22)	*21,597
		Scoring By Period					Shots By Period					Power Plays	Penalties/	Goaltenders		
TOTALS		1	2	3	OT	F	1	2	3	OT	T	(Percentage)	Minutes		(Record, Saves-Shots)	
	CHI	4	6	6	1	17	48	56	54	11	169	2-13 (15.4)	20-40		Crawford (4-1, 132-139)	
	MIN	2	2	2	1	7	45	50	36	8	139	0-17 (0.0)	18-44	Harding (1-4, 123-135); Kuemper (0-0, 29-33)		

SERIES NOTES

The Wild fell to Chicago in five games in the Western Conference Quarterfinal series...It was the fourth all-time postseason appearance for Minnesota...Matt Cullen led the Wild in points (0-3=3), while seven different Wild players scored one goal...After Niklas Backstrom was hurt in warm-ups of Game 1, Josh Harding started all five games...Patrick Sharp had three GWG in the series for Chicago...Jason Zucker became the first Wild rookie to record an overtime goal in the playoffs, scoring in Game 3 at Xcel Energy Center...Chicago went on to win the Stanley Cup.



#	POS	PLAYER	GP	TOI/G	G	A	PTS	+/-	PIM	PPG	SHG	GWG	SOG	SH%
12	LW	BRIAN ROLSTON	6	22:26	2	4	6	4	8	0	1	0	31	6.5
9	C	MIKKO KOIVU	6	21:56	4	1	5	0	4	0	1	0	20	20.0
96	RW	PIERRE-MARC BOUCHARD	6	17:46	2	2	4	1	2	1	0	1	18	11.1
38	RW	PAVOL DEMITRA	6	21:08	1	2	3	0	2	1	0	0	15	6.7
17	LW	TODD FEDORUK	6	13:37	1	1	2	-2	16	1	0	0	5	20.0
3	D	KEITH CARNEY	6	15:12	1	1	2	2	0	0	0	1	2	50.0
8	D	BRENT BURNS	6	27:34	0	2	2	0	6	0	0	0	17	0.0
34	LW	AARON VOROS	5	10:39	1	0	1	-1	16	0	0	0	10	10.0
5	D	KIM JOHNSON	6	28:08	0	1	1	-1	18	0	0	0	12	0.0
15	C	JAMES SHEPPARD	6	10:36	0	1	1	-1	4	0	0	0	4	0.0
10	RW	MARIAN GABORIK	6	21:51	0	1	1	-3	4	0	0	0	25	0.0
33	D	PETTERI NUMMELIN	4	16:16	0	1	1	-1	0	0	0	0	10	0.0
19	LW	STEPHANE VEILLEUX	6	15:42	0	0	0	-2	27	0	0	0	13	0.0
24	LW	DEREK BOOGAARD	6	4:48	0	0	0	-1	24	0	0	0	0	0.0
41	D	MARTIN SKOULA	6	26:40	0	0	0	-1	0	0	0	0	3	0.0
25	C	ERIC BELANGER	6	18:34	0	0	0	-1	4	0	0	0	9	0.0
6	D	SEAN HILL	5	10:53	0	0	0	-2	4	0	0	0	1	0.0
92	RW	BRANKO RADIVOJEVIC	2	14:35	0	0	0	0	0	0	0	0	2	0.0
11	LW	CHRIS SIMON	2	6:54	0	0	0	-1	0	0	0	0	0	0.0
2	D	ERIK REITZ	2	6:17	0	0	0	-1	0	0	0	0	0	0.0
55	D	NICK SCHULTZ	1	16:11	0	0	0	0	0	0	0	0	0	0.0
21	RW	MARK PARRISH	1	5:04	0	0	0	0	0	0	0	0	1	0.0
67	LW	BENOIT POULIOT	1	10:16	0	0	0	1	0	0	0	0	2	0.0
83	RW	MATT FOY	1	6:49	0	0	0	0	0	0	0	0	0	0.0
#	GOALTENDER		GP	W	L	SA	GA	GAA	SV	SV%	SO	A	PIM	MIN
32	NIKLAS BACKSTROM		6	2	4	170	17	2.83	153	.900	0	0	0	361
29	JOSH HARDING		1	0	0	11	0	0.00	11	1.00	0	0	0	20




2008 WESTERN CONFERENCE QUARTERFINAL #3 MINNESOTA WILD VS. #6 COLORADO AVALANCHE Wild loses series 4-2 (Wild 1-2 at Xcel Energy Center, 1-2 at Colorado)

DATE	OPP.	Scoring By Period	Shots By Period	Power Plays	Penalties/Minutes	Game-Winning Goal	Goalie (Saves-Shots)	Attn.
G1	COL	0 2 0 1 3	2 5 12 3 22	1-1	6-12	Sakic	Theodore (28-30)	
4/9	MIN	0 0 2 0 2	11 9 8 2 30	1-5	2-4		Backstrom (19-22)	*19,352
G2	COL	1 0 1 0 2	8 8 10 0 26	1-4	4-8		Theodore (28-31)	
4/11	MIN	0 0 2 1 3	7 7 16 1 31	1-3	5-10	Carney (1)	Backstrom (24-26)	*19,360
G3	MIN	0 0 2 1 3	9 14 4 12 39	0-4	7-14	Bouchard (1)	Backstrom (44-46)	
4/14	COL	1 0 1 0 2	12 17 10 7 46	0-6	5-10		Theodore (36-39)	*18,007
G4	MIN	0 0 1 - 1	7 7 11 - 25	0-5	25-101		BACKSTROM (24-29); Harding (11-11)	
4/15	COL	3 2 0 - 5	18 11 11 - 40	2-13	12-43	Wolski	Theodore (24-25)	*18,007
G5	COL	1 0 2 - 3	6 8 3 - 17	2-3	3-6	Stastny	Theodore (38-40)	
4/17	MIN	1 0 1 - 2	17 15 8 - 40	1-3	3-6		Backstrom (14-17)	*19,364
G6	MIN	0 1 0 - 1	11 15 9 - 35	0-1	3-6		Backstrom (28-30)	
4/19	COL	1 1 0 - 2	11 8 11 - 30	0-3	1-2	Smyth	Theodore (34-35)	*18,007
TOTALS		Scoring By Period	Shots By Period	Power Plays (Percentage)	Penalties/Minutes		Goaltenders (Record, Saves-Shots)	
COL		7 5 4 1 17	57 57 57 10 181	6-30 (20.0)	31-81		Theodore (4-2, 188-200)	
MIN		1 1 8 2 12	62 67 56 15 200	3-21 (14.3)	45-141	Backstrom (2-4, 153-170); Harding (0-0, 11-11)		

SERIES NOTES

The Wild fell in six games to the Colorado Avalanche in the Western Conference Quarterfinal series...It was the third all-time postseason appearance for Minnesota...Brian Rolston led the team in points (2-4=6) and assists (4) and tied a franchise record with a three-game assist streak...Mikko Koivu led the team in goals with four and tied a franchise record by scoring in four consecutive games to start the series (4/9-4/15)...Niklas Backstrom started all six games for the Wild and went 2-4 while stopping 153-of-170 shots for a .900 SV%...For Colorado, Jose Theodore stopped 188-of-200 shots faced (.940 SV%), a franchise record for saves by an opposing goaltender in a series besting Patrick Roy's mark in 2003 of 161 saves...Joe Sakic led the Avalanche with six points (2-4=6) against the Wild...Andrew Brunette's three goals led Colorado and Sakic and Peter Forsberg both notched four assists to lead the Avs...The first three games of the series went to overtime, continuing a streak from 2003 that saw the final two games of Western Conference Quarterfinal between these two teams go to overtime...All five games had 3-2 final scores...The Wild set playoff franchise records with 101 PIM, 25 penalties taken and 13 short-handed opportunities in a 5-1 loss in Game 4 at the Pepsi Center...The Wild lost Game 5 despite setting a franchise record for shots in a period with 17 in the first stanza and totaling 40 shots overall (which tied a franchise record)...In Game 6, Aaron Voros tallied his first career playoff goal to tie the score in the second period but the Avs won 2-1 to take the series.



#	POS	PLAYER	GP	TOI/G	G	A	PTS	+/-	PIM	PPG	SHG	GWG	SOG	SH%
10	RW	MARIAN GABORIK	5	19:31	3	1	4	3	8	1	1	1	18	16.7
38	C	PAVOL DEMITRA	5	19:47	1	3	4	-1	0	0	0	0	9	11.1
96	RW	PIERRE-MARC BOUCHARD	5	14:48	1	1	2	-3	0	0	0	0	2	50.0
12	C	BRIAN ROLSTON	5	20:25	1	1	2	-2	4	0	0	0	23	4.3
33	D	PETTERI NUMMELIN	3	19:59	1	1	2	1	0	1	0	0	5	20.0
26	D	KURTIS FOSTER	3	18:38	0	2	2	0	0	0	0	0	5	0.0
21	RW	MARK PARRISH	5	15:46	1	0	1	2	0	0	0	0	13	7.7
9	C	MIKKO KOIVU	5	17:43	1	0	1	-1	4	0	0	0	8	12.5
55	D	NICK SCHULTZ	5	18:05	0	1	1	-3	0	0	0	0	4	0.0
37	C	WES WALZ	5	11:50	0	1	1	1	4	0	0	0	9	0.0
8	D	BRENT BURNS	5	18:59	0	1	1	1	14	0	0	0	12	0.0
24	LW	DEREK BOOGAARD	5	5:59	0	1	1	0	20	0	0	0	1	0.0
41	D	MARTIN SKOULA	5	19:02	0	0	0	2	4	0	0	0	5	0.0
19	LW	STEPHANE VEILLEUX	5	12:39	0	0	0	0	4	0	0	0	6	0.0
3	D	KEITH CARNEY	5	13:57	0	0	0	1	4	0	0	0	1	0.0
92	LW	BRANKO RADIVOJEVIC	5	14:14	0	0	0	-1	2	0	0	0	9	0.0
28	C	TODD WHITE	4	14:18	0	0	0	-1	0	0	0	0	6	0.0
17	C	WYATT SMITH	4	11:01	0	0	0	0	0	0	0	0	2	0.0
5	D	KIM JOHNSSON	4	23:06	0	0	0	-1	2	0	0	0	4	0.0
18	RW	ADAM HALL	3	10:06	0	0	0	0	7	0	0	0	2	0.0
#	GOALTENDER		GP	W	L	SA	GA	GAA	SV	SV%	SO	A	PIM	MIN
32	NIKLAS BACKSTROM		5	1	4	145	11	2.22	134	.924	0	1	2	296:39

2007 WESTERN CONFERENCE QUARTERFINAL																
#2 ANAHEIM DUCKS VS. #7 MINNESOTA WILD																
Wild loses series, 4-1 (Wild 1-1 at Xcel Energy Center, 0-3 at Anaheim)																
DATE	OPP.	Scoring By Period					Shots By Period					Power Plays	Penalties/ Minutes	Game-Winning Goal	Goalie (Saves-Shots)	Attn.
		1	2	3	OT	F	1	2	3	OT	T					
G1	MIN	0	1	0	—	1	11	8	6	—	25	0-4	4-8		Backstrom (32-34)	
4/11	ANA	0	1	1	—	2	13	9	12	—	34	0-3	5-10	Penner	Bryzgalov (24-25)	*17,180
G2	MIN	0	1	1	—	2	9	10	13	—	32	0-6	9-29		Backstrom (22-25)	
4/13	ANA	1	2	0	—	3	11	8	6	—	25	2-4	11-33	Getzlaf	Bryzgalov (30-32)	*17,324
G3	ANA	1	0	1	—	2	7	6	6	—	19	1-4	7-14	R. Niedermayer	Bryzgalov (19-20)	
4/15	MIN	0	0	1	—	1	6	8	6	—	20	1-5	6-12		Backstrom (17-19)	*19,224
G4	ANA	0	1	0	—	1	9	11	9	—	29	1-4	9-48		BRYZGALOV (32-36); Giguere (4-4)	
4/17	MIN	0	1	3	—	4	14	11	15	—	40	1-7	4-14	Gaborik (1)	Backstrom (28-29)	*19,174
G5	MIN	0	1	0	—	1	6	11	10	—	27	0-5	5-10		Backstrom (35-38)	
4/19	ANA	1	1	2	—	4	11	22	6	—	39	1-4	6-12	Getzlaf	Giguere (26-27)	*17,318
TOTALS		Scoring By Period					Shots By Period					Power Plays (Percentage)	Penalties/ Minutes	Goaltenders (Record, Saves-Shots)		
	1	2	3	OT	F	1	2	3	OT	T						
	ANA	3	5	4	—	12	51	56	39	—	146	5-19 (26.3)	38-117	Bryzgalov (3-1, 105-113); Giguere (1-0, 30-31)		
MIN	0	4	5	—	9	46	48	50	—	144	2-27 (7.4)	28-73	Backstrom (1-4, 134-145)			

SERIES NOTES

The Wild fell in five games to the Anaheim Ducks in the Western Conference Quarterfinal series...It was the second all-time postseason appearance for Minnesota and also the second to end with a loss to the Ducks...Wild goaltender Niklas Backstrom stopped 134 of the 145 shots he faced in the series (.924), but went 1-4 in his first appearance in the Stanley Cup Playoffs...Marian Gaborik and Pavol Demitra each paced the Wild with four points apiece...Gaborik also led the Wild with three postseason goals, while Demitra was the team-leader with three playoff assists...Ilya Bryzgalov went 3-1 in the first four games of the series, stopping 105 of the 113 shots he faced (.929)...J.S. Giguere went 1-0 and stopped 30 of the 31 shots he faced in two appearances...The Ducks won the first three games of the series, extending their postseason winning streak against the Wild to seven games before Minnesota claimed a 4-1 win in Game 4...The Wild victory improved Minnesota's record in playoff elimination games to 7-1...The Wild's season ended with an April 19 loss in Game 5 at Anaheim...Gaborik scored a short-handed goal in the first to knot the game at one before Anaheim scored three unanswered goals, including an empty-netter, to give them a 4-1 victory in the game and the series.



#	POS	PLAYER	GP	TOI/G	G	A	PTS	+/-	PIM	PPG	SHG	GWG	SOG	SH%
10	RW	MARIAN GABORIK	18	18:09	9	8	17	2	6	4	0	0	52	17.3
37	C	WES WALZ	18	17:19	7	6	13	5	14	0	2	2	29	24.1
15	LW	ANDREW BRUNETTE	18	15:01	7	6	13	-3	4	4	0	1	33	21.2
33	RW	SERGEI ZHOLTOK	18	15:39	2	11	13	-7	0	1	0	0	34	5.9
7	C	CLIFF RONNING	17	16:35	2	7	9	-3	4	1	0	0	37	5.4
11	LW	PASCAL DUPUIS	16	16:53	4	4	8	0	8	2	0	1	36	11.1
17	D	FILIP KUBA	18	26:39	3	5	8	-8	24	3	0	0	21	14.3
18	RW	RICHARD PARK	18	17:00	3	3	6	-2	4	0	0	1	26	11.5
14	C	DARBY HENDRICKSON	17	16:57	2	3	5	1	4	0	0	1	22	9.1
28	LW	JEREMY STEVENSON	14	12:24	0	5	5	0	12	0	0	0	17	0.0
24	LW	ANTTI LAAKSONEN	16	16:34	1	3	4	-3	4	0	0	0	25	4.0
2	D	WILLIE MITCHELL	18	24:46	1	3	4	5	14	0	0	0	18	5.6
23	RW	JASON MARSHALL	15	10:50	1	1	2	-1	16	0	0	1	12	8.3
77	D	LUBOMIR SEKERAS	15	16:53	1	1	2	-2	6	1	0	1	13	7.7
34	C	JIM DOWD	15	12:58	0	2	2	-1	0	0	0	0	24	0.0
96	C	PIERRE-MARC BOUCHARD	5	13:15	0	1	1	-1	2	0	0	0	8	0.0
20	D	ANDREI ZYUZIN	18	23:05	0	1	1	-3	14	0	0	0	30	0.0
55	D	NICK SCHULTZ	18	19:37	0	1	1	5	10	0	0	0	5	0.0
5	D	BRAD BOMBARDIR	4	14:52	0	0	0	-1	0	0	0	0	1	0.0
16	RW	BILL MUCKALT	5	11:17	0	0	0	-3	0	0	0	0	4	0.0
4	D	BRAD BROWN	11	8:16	0	0	0	-1	16	0	0	0	0	0.0
12	LW	MATT JOHNSON	12	6:36	0	0	0	0	25	0	0	0	2	0.0
#	GOALTENDER		GP	W	L	SA	GA	GAA	SV	SV%	SO	A	PIM	MIN
35	MANNY FERNANDEZ		9	3	4	253	18	1.96	235	.929	0	0	0	552
30	DWAYNE ROLOSON		11	5	6	257	25	2.59	232	.903	0	0	4	579



2003 WESTERN CONFERENCE QUARTERFINAL																
#3 COLORADO AVALANCHE VS. #6 MINNESOTA WILD																
Wild wins series, 4-3 (Wild 1-2 at Xcel Energy Center, 3-1 at Colorado)																
		Scoring By Period					Shots By Period					Power Plays	Penalties/ Minutes	Game-Winning Goal	Goalie (Saves-Shots)	Attn.
DATE	OPP.	1	2	3	OT	F	1	2	3	OT	T					
G1	COL	0	1	1	-	2	18	14	9	-	41	0-3	3/6		Roy (23-27)	*18,007
4/10	MIN	0	3	1	-	4	3	14	10	-	27	2-3	3/6	Walz (1)	Roloson (39-41)	
G2	COL	2	0	1	-	3	13	10	5	-	28	1-6	7/14	Willsie	Roy (24-26)	*18,007
4/12	MIN	1	0	1	-	2	4	12	10	-	26	1-5	9/18		Roloson (25-28)	
G3	COL	1	1	1	-	3	8	5	5	-	18	1-4	8/16	Tanguay	Roy (18-18)	
4/14	MIN	0	0	0	-	0	7	8	3	-	18	0-6	6/12		Roloson (15-18)	*19,354
G4	COL	2	0	1	-	3	7	6	8	-	21	1-3	3/6	Sakic	Roy (24-25)	
4/16	MIN	0	0	1	-	1	10	5	10	-	25	1-3	3/6	ROLOSON (2-4); Fernandez (16-17)		*19,350
G5	COL	0	0	2	-	2	8	5	15	-	28	0-6	6/12		Roy (25-28)	*18,007
4/19	MIN	1	2	0	-	3	7	14	7	-	28	1-6	6/12	Dupuis (1)	Fernandez (26-28)	
G6	COL	0	0	2	0	2	9	4	11	0	24	0-1	2/4		Roy (20-23)	
4/21	MIN	0	0	2	1	3	7	8	4	4	23	0-2	1/2	Park (1)	Fernandez (22-24)	*19,350
G7	COL	0	1	1	0	2	12	17	10	6	45	1-3	5/10		Roy (27-30)	*18,007
4/22	MIN	0	1	1	1	3	8	6	14	2	30	2-4	4/8	Brunette (1)	Fernandez (43-45)	
TOTALS		1	2	3	OT	F	1	2	3	OT	T	Power Plays (Percentage)	Penalties/ Minutes		Goaltenders (Record, Saves-Shots)	
	COL	5	3	9	0	17	75	61	63	6	205	4-27	34-68		Roy (3-4, 161-177)	
	MIN	2	6	6	2	16	46	67	58	6	177	7-29	32-64	Roloson (1-3, 81-91); Fernandez (3-0, 107-114)		

SERIES NOTES

The Minnesota Wild, in its first-ever playoff series, made NHL history...The club became only the eighth team in NHL history to win the first playoff series it competed in...Minnesota also became only the eighth NHL team to come back from a 3-1 deficit and win Games 5 and 7 on the road...Andrew Brunette scored the series-clinching goal, beating Patrick Roy, at 3:25 of overtime in Game 7 at Pepsi Center...Manny Fernandez started and won the final three games of the series...Overall, the netminder was 3-0 and stopped 107-of-114 shots faced in four games played...Brunette (3-3=6), Marian Gaborik (4-2=6) and Sergei Zholtok (0-6=6) finished tied for the team lead in scoring with six points in seven games versus Colorado...The Wild earned a victory in the franchise's first-ever playoff game with a 4-2 win over Colorado in Game 1 at Pepsi Center...Filip Kuba scored the club's first playoff goal and Dwayne Roloson earned the first playoff win in net...The Avalanche rebounded to win the following three games, including two in Saint Paul, and took a commanding 3-1 series advantage...in the first playoff game at Xcel Energy Center, Minnesota fell to Colorado, 3-0...Roy posted his NHL playoff-record 23rd shutout in the win...Facing elimination on the road in Game 5, the Wild raced to a 3-0 second period lead and forced Game 6 back in Minnesota with a 3-2 victory...The Wild earned its first home playoff win and first overtime playoff victory, 3-2, in Game 6 at Xcel Energy Center...Richard Park scored the game-winning goal at 4:22 of the extra session...The tally was his second of the game, marking the franchise's first-ever two-goal playoff game and set the stage for Minnesota's historic Game 7 victory.

2003 WESTERN CONFERENCE SEMIFINAL																
#4 VANCOUVER CANUCKS VS. #6 MINNESOTA WILD																
Wild wins series, 4-3 (Wild 1-2 at Xcel Energy Center, 3-1 at Vancouver)																
DATE	OPP.	Scoring By Period					Shots By Period					Power Plays	Penalties/ Minutes	Game-Winning Goal	Goalie (Saves-Shots)	Attn.
		1	2	3	OT	F	1	2	3	OT	T					
G1	VAN	0	1	2	1	4	7	16	12	4	39	1-4	3-6		Cloutier (18-21)	*18,514
4/25	MIN	1	0	2	0	3	5	5	10	1	21	1-2	5-10		Fernandez (35-39)	
G2	VAN	0	1	1	-	2	8	11	12	-	31	0-3	8-32		Cloutier (15-18)	*18,514
4/27	MIN	0	1	2	-	3	8	7	3	-	18	0-3	9-42	Walz (2)	Roloson (29-31)	
G3	VAN	1	2	0	-	3	3	7	3	-	13	3-6	9-21	D. Sedin	Cloutier (16-18)	
4/29	MIN	1	1	0	-	2	5	8	5	-	18	2-7	8-19		Roloson (15-18)	*19,394
G4	VAN	0	0	2	1	3	11	6	9	4	30	1-6	5-10	Sopel	Cloutier (25-27)	
5/2	MIN	1	0	1	0	2	9	8	6	4	27	0-4	7-14		Fernandez (27-30)	*19,386
G5	VAN	1	1	0	-	2	9	6	12	-	27	0-3	8-16		CLOUTIER (15-21); Auld (4-5)	*18,514
5/5	MIN	1	5	1	-	7	9	12	5	-	26	1-5	6-12	Marshall (1)	Roloson (25-27)	
G6	VAN	0	0	1	-	1	12	7	12	-	31	1-4	8-16		Cloutier (18-23)	
5/7	MIN	0	2	3	-	5	4	12	7	-	23	3-5	7-14	Sekeras (1)	Roloson (30-31)	*19,350
G7	VAN	0	2	0	-	2	12	7	7	-	26	0-0	2-4		Cloutier (12-16)	*18,514
5/8	MIN	0	1	3	-	4	6	4	6	-	16	1-2	0-0	Hendrickson (1)	Roloson (24-26)	
TOTALS		Scoring By Period					Shots By Period					Power Plays (Percentage)	Penalties/ Minutes	Goaltenders		
	1	2	3	OT	F	1	2	3	OT	T	(Record, Saves-Shots)					
	VAN	2	7	6	2	17	62	60	67	8	197	6-26 (23.1)	43-105	Cloutier (3-4, 119-144); Auld (0-0, 4-5)		
MIN	4	10	12	0	26	46	56	42	5	149	8-28 (28.6)	42-111	Fernandez (0-2, 62-69); Roloson (4-1, 123-130)			

SERIES NOTES

For the second straight series, the Minnesota Wild overcame a 3-games-to-1 deficit, this time defeating the Vancouver Canucks in a Western Conference Semifinal series, 4-3...The Wild became the first team in NHL history to come back from a 3-1 deficit twice in the same postseason and also became only the second club ever to win two Game 7's on the road in the same playoff year...The win also raised the team's record to 6-0 in its first six "elimination games"...Minnesota outscored the Canucks 16-5 over the final three games of the series...Marian Gaborik led all scorers with five goals and 11 points (5-6=11) in seven games...Wes Walz tied for the team lead in goals with five and finished the seven-game series with nine points (5-4=9)...Dwayne Roloson won Games 5, 6 and 7 and finished the series with a 4-1 record and only seven goals allowed in 130 shots faced...Minnesota battled back from a 2-0 second period hole to earn a 4-2 win over Vancouver in Game 7 at GM Place...Darby Hendrickson scored the game-winning goal with just under six minutes to play as the Wild earned its first-ever trip to the Western Conference Final...The two teams split the first two games of the series at GM Place with the Canucks winning Game 1, 4-3 in overtime, and the Wild capturing Game 2, 3-2...Vancouver seized control of the series with two road wins at Xcel Energy Center, including a 3-2 overtime victory in Game 4...Minnesota staved off elimination thanks to five second-period goals and a 7-2 road win in Game 5...The Wild scored five more goals in a 5-1 Game 6 victory at Xcel Energy Center...Gaborik posted his third consecutive multi-point game (0-2=2) and Andrew Brunette scored a pair of goals to set up another historic Game 7 showdown.

2003 WESTERN CONFERENCE FINAL

#6 MINNESOTA WILD VS. #7 MIGHTY DUCKS OF ANAHEIM

Wild loses series, 4-0 (Wild 0-2 at Xcel Energy Center, 0-2 at Anaheim)

DATE	OPP.	Scoring By Period					Shots By Period					Power Plays	Penalties/Minutes	Game-Winning Goal	Goalie (Saves-Shots)		Attn.
		1	2	3	OT	F	1	2	3	OT	T						
G1	ANA	0	0	0	1	1	6	7	4	8/1	26	0-1	5/10	Sykora	Giguere (39-39)		
5/10	MIN	0	0	0	0	0	8	11	10	7/3	39	0-5	1/2		Fernandez (25-26)	*19,350	
G2	ANA	0	1	1	-	2	7	10	5	-	22	0-3	3/6	Sauer	Giguere (24-24)		
5/12	MIN	0	0	0	-	0	9	6	9	-	24	0-3	3/6		Roloson (20-22)	*19,344	
G3	ANA	1	3	0	-	4	11	12	9	-	32	0-4	5/10	Rucchin	Giguere (35-35)	*17,174	
5/14	MIN	0	0	0	-	0	16	7	12	-	35	0-4	5/10		ROLOSON (13-16); Fernandez (15-16)		
G4	ANA	1	1	0	-	2	9	13	6	-	28	2-3	6/12	Oates	Giguere (24-25)	*17,174	
5/16	MIN	1	0	0		1	8	10	7	-	25	1-4	5/10		Fernandez (26-28)		
TOTALS		Scoring By Period					Shots By Period					Power Plays (Percentage)	Penalties/Minutes		Goaltenders (Record, Saves-Shots)		
		1	2	3	OT	F	1	2	3	OT	T						
	ANA	2	5	1	1	9	33	42	24	8/1	108	2-11 (18.2)	19-38		Giguere (4-0, 122-123)		
	MIN	1	0	0	0	1	39	34	38	7/3	123	1-16 (6.3)	14-28	Fernandez (0-2, 66-70); Roloson (0-2, 33-38)			

SERIES NOTES

The Wild fell in four games to the Mighty Ducks of Anaheim during the club's first-ever appearance in the Western Conference Final...Ducks goaltender J.S. Giguere posted a 4-0 mark in the series, turned aside 122-of-123 shots faced and recorded a 212:43 shutout streak...Minnesota's season came to an end with a 2-1 defeat in Game 4 at Arrowhead Pond of Anaheim...Andrew Brunette netted the Wild's lone goal of the series and staked the team to a 1-0 advantage in its seventh "elimination game" of the post season...The Ducks answered with a pair of goals from Adam Oates to clinch the Western Conference crown...The Wild lost its home-ice advantage in the series when it dropped Game 1 at Xcel Energy Center, 1-0, in double overtime...The game marked the franchise's first-ever, double-overtime Stanley Cup Playoff game...Minnesota was shutout in back-to-back games for the first time in its playoff history when it dropped Game 2 to Anaheim, 2-0, in Saint Paul...Both Mighty Ducks goals were shorthanded and Giguere ran his playoff scoreless streak to 148:06 with the win...The Wild fell behind 3-0 in the series when it lost Game 3 in Anaheim, 4-0.

ALL-TIME PLAYOFF OVERTIME RESULTS

Date	Opponent	Game/ Series	Score	Goal Scorer	Time/OT	Series Winner
4/21/03	vs. Colorado	6/Con. Qrt	3-2	Richard Park	4:22/OT	Minnesota (4-3)
4/22/03	@ Colorado	7/Con. Qrt	3-2	Andrew Brunette	3:25/OT	Minnesota (4-3)
4/25/03	@ Vancouver	1/Con. Semi	3-4	Trent Klatt	3:42/OT	Minnesota (4-3)
5/02/03	vs. Vancouver	4/Con. Semi	2-3	Brent Sopel	15:52/OT	Minnesota (4-3)
5/10/03	vs. Anaheim	1/Con. Final	0-1	Petr Sykora	8:06/2OT	Anaheim (4-0)
4/09/08	vs. Colorado	1/Con. Qrt	2-3	Joe Sakic	11:11/OT	Colorado (4-2)
4/11/08	vs. Colorado	2/Con. Qrt	3-2	Keith Carney	1:14/OT	Colorado (4-2)
4/14/08	@ Colorado	3/Con. Qrt	3-2	Pierre-Marc Bouchard	11:58/OT	Colorado (4-2)
4/30/13	@ Chicago	1/Con. Qrt	1-2	Bryan Bickell	16:35/OT	Chicago (4-1)
5/5/13	vs. Chicago	3/Con. Qrt	3-2	Jason Zucker	2:15/OT	Chicago (4-1)
4/17/14	@ Colorado	1/Con. Qrt.	4-5	Paul Stastny	7:27/OT	Minnesota (4-3)
4/21/14	vs. Colorado	3/Con. Qrt.	1-0	Mikael Granlund	5:08/OT	Minnesota (4-3)
4/26/14	@ Colorado	5/Con. Qrt.	3-4	Nathan MacKinnon	3:27/OT	Minnesota (4-3)
4/30/14	@ Colorado	7/Con. Qrt.	5-4	Nino Niederreiter	5:02/OT	Minnesota (4-3)
5/13/14	vs. Chicago	6/Con. Semi	1-2	Patrick Kane	9:42/OT	Chicago (4-2)

PLAYOFF OT RECORD: 7-8 • PLAYOFF OT HOME RECORD: 4-4 • PLAYOFF OT ROAD RECORD: 3-4

TEAM RECORDS

PLAYOFF HISTORY

CONFERENCE FINAL APPEARANCES

1 - 2003

CONFERENCE SEMIFINAL APPEARANCES

1 - 2003

PLAYOFF APPEARANCES

5 - 2003, 2007, 2008, 2013, 2014/3

GAMES PLAYED, TOTAL: 47

GAMES WON, TOTAL: 18

GAMES LOST, TOTAL: 29

GAMES

GAMES PLAYED, SEASON

18 - 2003

At Home:

8 - 2003

On Road:

10 - 2003

MOST GAMES PLAYED, SERIES

7 - 3x, last, 2014 Conference Quarterfinal vs. COL

FEWEST GAMES PLAYED, SERIES

4 - 2003, Conference Final vs. ANA

WINS

WINS, SEASON

8 - 2003

At Home:

5 - 2014

On Road:

6 - 2003

MOST WINS, SERIES

4 - 3x, last, 2014, Conference Quarterfinal vs. COL

FEWEST WINS, SERIES

0 - 2003, Conference Final vs. ANA

LOSSES

LOSSES, SEASON

10 - 2003

At Home:

6 - 2003

On Road:

6 - 2014

MOST LOSSES, SERIES

4 - 5x, last, 2014, Conference Semifinal vs. CHI

FEWEST LOSSES, SERIES

3 - 2003, Conference Quarterfinal vs. Colorado
3 - 2003, Conference Semifinal vs. Vancouver

OVERTIME

OVERTIME GAMES, TOTAL: 15

OVERTIME WINS, TOTAL: 7

OVERTIME LOSSES, TOTAL: 8

OVERTIME GAMES, SEASON

5 - 2x, last, 2014

At Home:

3 - 2003

On Road:

3 - 2014

OVERTIME GAMES, SERIES

4 - 2014, Conference Quarterfinal vs. COL

At Home:

2 - 2008, Conference Quarterfinal vs. COL

On Road:

3 - 2014, Conference Quarterfinal vs. COL

OVERTIME WINS, SEASON

2 - 3x, last, 2014

At Home:

2 - 3x, last, 2013

On Road:

1 - 3x, last, 2013

OVERTIME WINS, SERIES

2 - 3x, last, 2014 Conference Quarterfinal vs. COL

At Home:

1 - 4x, last, 2014 Conference Quarterfinal vs. COL

On Road:

1 - 3x, last, 2014 Conference Quarterfinal vs. COL

OVERTIME LOSSES, SEASON

3 - 2x, last, 2014

At Home:

2 - 2003

On Road:

2 - 2014

OVERTIME LOSSES, SERIES

2 - 2x, last, 2014 Conference Quarterfinal vs. COL

At Home:

1 - 4x, last, 2014 Conference Semifinal vs. CHI

On Road:

2 - 2014, Conference Quarterfinal vs. COL

LONGEST OVERTIME GAME

28:06 - 5/10/03, 1-0 (OT) loss vs. ANA (CF-Game 1)

At Home:

28:06 - 5/10/03, 1-0 (OT) loss vs. ANA (CF-Game 1)

On Road:

16:35 - 4/30/13, 2-1 (OT) loss at CHI (CQ-Game 1)

SHORTEST OVERTIME GAME

1:14 - 4/11/08, 3-2 (OT) win vs. COL (CQ-Game 2)

At Home:

1:14 - 4/11/08, 3-2 (OT) win vs. COL (CQ-Game 2)

On Road:

3:25 - 4/22/03, 3-2 (OT) win at COL (CQ-Game 7)

MARGINS

LARGEST MARGIN OF VICTORY, GAME

5 - 5/5/03 in 7-2 win at VAN (CS-Game 5)

At Home:

4 - 2x, last, 5/6/14 in 4-0 win vs. CHI (CS-Game 3)

On Road:

5 - 5/5/03 in 7-2 win at VAN (CS-Game 5)

LARGEST MARGIN OF DEFEAT, GAME

4 - 3x, last, 5/9/13 in 5-1 loss at CHI (CQ-Game 5)

At Home:

3 - 4/14/03 in 3-0 loss vs. COL (CQ-Game 3)

On Road:

4 - 3x, last, 5/5/13 in 5-1 loss at CHI (CQ-Game 5)

STREAKS

LONGEST WINNING STREAK

3 - 2x, last, 5/5-5/8/03

At Home:

5 - 4/21-5/9/14

On Road:

3 - 2x, last, 5/5-5/8/03

LONGEST LOSING STREAK

4 - 5/10-5/16/03

At Home:

2 - 3x, last, 5/10-5/12/03

On Road:

3 - 4x, last, 5/2-5/11/14

LONGEST SHUTOUT STREAK

98:33 - 4/21-4/24/14

At Home:

98:33 - 4/21-4/24/14

On Road:

56:12 - 4/12-4/19/03

TEAM RECORDS

LONGEST SCORELESS STREAK

215:26 - 5/8-5/16/03

At Home:

157:29 - 5/7-5/12/03

On Road:

67:10 - 5/8-5/16/03

GOALS

MOST GOALS, SEASON

43 - 2003

At Home:

17 - 2014

On Road:

30 - 2003

MOST GOALS AGAINST, SEASON

43 - 2003

At Home:

18 - 2003

On Road:

28 - 2014

MOST GOALS, SERIES

26 - 2003, Conference Semifinal vs. VAN (7G)

At Home:

9 - 2x, last, 2014 Conference Semifinal vs. CHI (6G)

On Road:

17 - 2003, Conference Semifinal vs. VAN (7G)

MOST GOALS, 4-GAME SERIES:

1 - 2003, Conference Final vs. ANA

At Home:

0 - 2003, Conference Final vs. ANA

On Road:

1 - 2003, Conference Final vs. ANA

MOST GOALS, 5-GAME SERIES:

9 - 2007, Conference Quarterfinal vs. ANA

At Home:

5 - 2007, Conference Quarterfinal vs. ANA

On Road:

4 - 2x, last, 2013 Conference Quarterfinal vs. CHI

MOST GOALS, 6-GAME SERIES:

13 - 2014, Conference Semifinal vs. CHI

At Home:

9 - 2014, Conference Semifinal vs. CHI

On Road:

5 - 2008, Conference Quarterfinal vs. COL

MOST GOALS, 7-GAME SERIES

26 - 2003, Conference Semifinal vs. VAN

At Home:

9 - 2003, Conference Semifinal vs. VAN

On Road:

17 - 2003, Conference Semifinal vs. VAN

FEWEST GOALS, SERIES

1 - 2003, Conference Final vs. ANA (4G)

At Home:

0 - 2003, Conference Final vs. ANA (4G)

On Road:

1- 2003, Conference Final vs. ANA (4G)

FEWEST GOALS, 4-GAME SERIES

1 - 2003, Conference Final vs. ANA

At Home:

0 - 2003, Conference Final vs. ANA

On Road:

1 - 2003, Conference Final vs. ANA

FEWEST GOALS, 5-GAME SERIES:

7 - 2013, Conference Quarterfinal vs. CHI

At Home:

3 - 2013, Conference Quarterfinal vs. CHI

On Road:

4 - 2x, last, 2013, Conference Quarterfinal vs. CHI

FEWEST GOALS, 6-GAME SERIES:

12 - 2008, Conference Quarterfinal vs. COL

At Home:

7 - 2008, Conference Quarterfinal vs. COL

On Road:

4 - 2014, Conference Semifinal vs. CHI

FEWEST GOALS, 7-GAME SERIES

16 - 2003, Conference Quarterfinal vs. COL

At Home:

4 - 2003, Conference Quarterfinal vs. COL

On Road:

12 - 2003, Conference Quarterfinal vs. COL

MOST GOALS AGAINST, SERIES

20 - 2014, Conference Quarterfinal vs. COL (7G)

At Home:

8 - 2x, last, 2008, Conference Quarterfinal vs. COL (6G)

On Road:

17 - 2014, Conference Quarterfinal vs. COL (7G)

MOST GOALS AGAINST, 4-GAME SERIES

9 - 2003, Conference Final vs. ANA

At Home:

3 - 2003, Conference Final vs. ANA

On Road:

6 - 2003, Conference Final vs. ANA

MOST GOALS AGAINST, 5-GAME SERIES

17 - 2013, Conference Quarterfinal vs. CHI

At Home:

5 - 2013, Conference Quarterfinal vs. CHI

On Road:

12 - 2013, Conference Quarterfinal vs. CHI

MOST GOALS AGAINST, 6-GAME SERIES

17 - 2008, Conference Quarterfinal vs. COL

At Home:

8 - 2008, Conference Quarterfinal vs. COL

On Road:

11 - 2014, Conference Semifinal vs. CHI

MOST GOALS AGAINST, 7-GAME SERIES

20 - 2014, Conference Quarterfinal vs. COL

At Home:

8 - 2003, Conference Quarterfinal vs. COL

On Road:

17 - 2014, Conference Quarterfinal vs. COL

FEWEST GOALS AGAINST, SERIES

9 - 2003, Conference Final vs. ANA (4G)

At Home:

3 - 2x, last, 2014, Conference Quarterfinal vs. COL (7G)

On Road:

6 - 2003, Conference Final vs. ANA (4G)

FEWEST GOALS AGAINST, 4-GAME SERIES

9 - 2003, Conference Final vs. ANA

At Home:

3 - 2003, Conference Final vs. ANA

On Road:

6 - 2003, Conference Final vs. ANA

FEWEST GOALS AGAINST, 5-GAME SERIES

12 - 2007, Conference Quarterfinal vs. ANA

At Home:

3 - 2007, Conference Quarterfinal vs. ANA

On Road:

9 - 2007, Conference Quarterfinal vs. ANA

FEWEST GOALS AGAINST, 6-GAME SERIES

15 - 2014, Conference Semifinal vs. CHI

At Home:

4 - 2014, Conference Semifinal vs. CHI

On Road:

9 - 2008, Conference Quarterfinal vs. COL

TEAM RECORDS

FEWEST GOALS AGAINST, 7-GAME SERIES

17 - 2x, last, 2003, Conference Semifinal vs. VAN

At Home:

3 - 2014, Conference Quarterfinal vs. COL

On Road:

9 - 2003, Conference Quarterfinal vs. Colorado

MOST GOALS COMBINED, SERIES

43 - 2003, Conference Semifinal (MIN-26, VAN-17)

At Home:

16 - 2003, Conference Semifinal (MIN-9, VAN-7)

On Road:

31 - 2014, Conference Quarterfinal (MIN-14, COL-17)

MOST GOALS COMBINED, 4-GAME SERIES

10 - 2003, Conference Final (MIN-1, ANA-9)

At Home:

3 - 2003, Conference Final (MIN-0, ANA-3)

On Road:

7 - 2003, Conference Final (MIN-1, ANA-6)

MOST GOALS COMBINED, 5-GAME SERIES

24 - 2013, Conference Quarterfinal (MIN-7, CHI-17)

At Home:

8 - 2x, last, 2013, Conference Quarterfinal (MIN-3, CHI-5)

On Road:

16 - 2013, Conference Quarterfinal (MIN-4, CHI-12)

MOST GOALS COMBINED, 6-GAME SERIES

29 - 2008, Conference Quarterfinal (MIN-12, COL-17)

At Home:

15 - 2008, Conference Quarterfinal (MIN-7, COL-8)

On Road:

15 - 2014, Conference Semifinal (MIN-4, CHI-11)

MOST GOALS COMBINED, 7-GAME SERIES

43 - 2003, Conference Semifinal (MIN-26, VAN-17)

At Home:

16 - 2003, Conference Semifinal (MIN-9, VAN-7)

On Road:

31 - 2014, Conference Quarterfinal (MIN-14, COL-17)

FEWEST GOALS COMBINED, SERIES

10 - 2003, Conference Final (MIN-1, ANA-9)

At Home:

3 - 2003, Conference Final (MIN-0, ANA-3)

On Road:

7 - 2003, Conference Final (MIN-1, ANA-6)

FEWEST GOALS COMBINED, 4-GAME SERIES

10 - 2003, Conference Final (MIN-1, ANA-9)

At Home:

3 - 2003, Conference Final (MIN-0, ANA-3)

On Road:

7 - 2003, Conference Final (MIN-1, ANA-6)

FEWEST GOALS COMBINED, 5-GAME SERIES

8 - 2x, last, 2013, Conference Quarterfinal (MIN-3, CHI-5)

At Home:

8 - 2007, Conference Quarterfinal (MIN-5, ANA-3)

On Road:

13 - 2007, Conference Quarterfinal (MIN-4, ANA-9)

FEWEST GOALS COMBINED, 6-GAME SERIES

28 - 2014, Conference Semifinal (MIN-13, CHI-15)

At Home:

13 - 2008, Conference Semifinal (MIN-9, CHI-4)

On Road:

15 - 2008, Conference Semifinal (MIN-4, CHI-11)

FEWEST GOALS COMBINED, 7-GAME SERIES

33 - 2003, Conference Quarterfinal (MIN-16, COL-17)

At Home:

11 - 2014, Conference Quarterfinal (MIN-8, COL-3)

On Road:

21 - 2003, Conference Quarterfinal (MIN-12, COL-9)

MOST GOALS, GAME

7 - 5/05/03 in 7-2 win at VAN (CS-Game 5)

At Home:

5 - 2x, last, 4/28/14 in 5-2 win vs. COL (CQ-Game 6)

On Road:

7 - 5/05/03 in 7-2 win at VAN (CS-Game 5)

FEWEST GOALS, GAME

0 - 5x, last, 5/7/13 in 3-0 loss vs. CHI (CQ-Game 4)

At Home:

0 - 4x, last, 5/7/13 in 3-0 loss vs. CHI (CQ-Game 4)

On Road:

0 - 5/14/03 in 4-0 loss at ANA (CF-Game 3)

MOST GOALS AGAINST, GAME

5 - 4x, last, 5/2/14 in 5-2 loss at CHI (CS-Game 1)

At Home:

3 - 6x, last, 4/17/08 in 3-2 loss vs. COL (CQ-Game 5)

On Road:

5 - 4x, last, 5/2/14 in 5-2 loss at CHI (CS-Game 1)

FEWEST GOALS AGAINST, GAME

0 - 2x, last, 5/6/14 in 4-0 win vs. CHI (CS-Game 3)

At Home:

0 - 2x, last, 5/6/14 in 4-0 win vs. CHI (CS-Game 3)

On Road:

2 - 10x, last, 5/11/14 in 2-1 loss at CHI (CS-Game 5)

MOST GOALS COMBINED, GAME

9 - 3x, last, 4/30/14 in 5-4 (OT) win at COL (CQ-Game 7)

At Home:

7 - 4/28/14 in 5-2 win vs. COL (CQ-Game 6)

On Road:

9 - 3x, last, 4/30/14 in 5-4 (OT) win at COL (CQ-Game 7)

FEWEST GOALS COMBINED, GAME

1 - 2x, last, 4/21/14 in 1-0 (OT) win vs. COL (CQ-Game 3)

At Home:

1 - 2x, last, 4/21/14 in 1-0 (OT) win vs. COL (CQ-Game 3)

On Road:

3 - 4x, last, 5/11/14 in 2-1 loss at CHI (CS-Game 5)

MOST GOALS, PERIOD

5 - 5/05/03 in 2nd of 7-2 win at VAN (CS-Game 5)

At Home:

3 - 3x, last, 4/28/14 in 3rd of 5-2 win vs. COL (CQ-Game 6)

On Road:

5 - 5/05/03

TEAM RECORDS

MOST POWER-PLAY GOALS AGAINST, SEASON

12 - 2003

At Home:
7 - 2003

On Road:
5 - 2x, last, 2014

MOST POWER-PLAY GOALS, SERIES

8 - 2003, Conference Semifinal vs. VAN

At Home:
5 - 2003, Conference Semifinal vs. VAN

On Road:
6 - 2003, Conference Quarterfinal vs. COL

MOST POWER-PLAY GOALS AGAINST, SERIES

6 - 2x, last, 2008, Conference Quarterfinal vs. COL

At Home:
5 - 2003, Conference Semifinal vs. VAN

On Road:
3 - 2007, Conference Quarterfinal vs. ANA

MOST POWER-PLAY GOALS, GAME

3 - 5/7/03 in 5-1 win vs. VAN (CS-Game 6)

At Home:
3 - 5/7/03 in 5-1 win vs. VAN (CS-Game 6)

On Road:
2 - 2x, last, 4/22/03 in 3-2 win vs. COL (CQ-Game 5)

MOST POWER-PLAY GOALS AGAINST, GAME

3 - 4/29/03 in 3-2 loss vs. VAN (CS-Game 3)

At Home:
3 - 4/29/03 in 3-2 loss vs. VAN (CS-Game 3)

On Road:
2 - 4x, last, 5/2/14 in 5-2 loss at CHI (CS-Game 1)

MOST POWER-PLAY GOALS, PERIOD

2 - 2x, last, 5/7/03 in 2nd of 5-1 win vs. VAN (CS-Game 6)

At Home:
2 - 5/7/03 in 2nd of 5-1 win vs. VAN (CS-Game 6)

On Road:
2 - 4/10/03 in 2nd of 4-2 win at COL (CQ-Game 1)

MOST POWER-PLAY GOALS AGAINST, PERIOD

2 - 2x, last, 4/18/08 in 2nd of 5-1 loss at COL (CQ-Game 4)

At Home:
2 - 4/29/03 in 2nd of 3-2 loss vs. VAN (CS-Game 3)

On Road:
2 - 4/18/08 in 2nd of 5-1 loss at COL (CQ-Game 4)

MOST POWER-PLAY CHANCES, GAME

7 - 2x, last, 4/17/07 in 4-1 win vs. ANA (CQ-Game 4)

At Home:
7 - 2x, last, 4/17/07 in 4-1 win vs. ANA (CQ-Game 4)

On Road:
6 - 2x, last, 4/13/07 in 3-2 loss at ANA (CQ-Game 2)

SHORTHANDED

MOST SHORT-HANDED GOALS, SEASON

2 - 2x, last, 2008

At Home:
0 - 2003

On Road:
2 - 2x, last, 2008

MOST SHORT-HANDED GOALS AGAINST, SEASON

3 - 2003

At Home:
2 - 2003

On Road:
1 - 5x, last, 2014

MOST SHORT-HANDED GOALS, SERIES

2 - 2008, Conference Quarterfinal vs. COL

At Home:
0

On Road:
2 - 2008, Conference Quarterfinal vs. COL

MOST SHORT-HANDED GOALS AGAINST, SERIES

2 - 2x, last, 2014, Conference Quarterfinal vs. COL

At Home:

2 - 2003, Conference Final vs. ANA

On Road:
1 - 5x, last, 2014, Conference Quarterfinal vs. COL

MOST SHORT-HANDED GOALS, GAME

1 - 6x, last 4/19/14 in 4-2 loss at COL (CQ-Game 2)

At Home:
0

On Road:
1 - 6x, last 4/19/14 in 4-2 loss at COL (CQ-Game 2)

MOST SHORT-HANDED GOALS AGAINST, GAME

2 - 5/12/03 in 2-0 loss vs. ANA (CF-Game 2)

At Home:
2 - 5/12/03 in 2-0 loss vs. ANA (CF-Game 2)

On Road:
1 - 5x, last, 4/26/14 in 4-3 loss at COL (CQ-Game 5)

MOST SHORT-HANDED GOALS, PERIOD

1 - 7x, last, 4/19/14 in 3rd of 4-2 loss at COL (CQ-Game 2)

At Home:
0

On Road:
1 - 6x, last, 4/19/14 in 3rd of 4-2 loss at COL (CQ-Game 2)

MOST SHORT-HANDED GOALS AGAINST, PERIOD

1 - 7x, last, 4/28/14 in 1st of 5-2 win vs. COL (CQ-Game 6)

At Home:
1 - 3x, last, 4/28/14 in 1st of 5-2 win vs. COL (CQ-Game 6)

On Road:
1 - 4x, last, 4/26/14 in 2nd of 4-3 (OT) loss at COL (CQ-Game 5)

MOST SHORT-HANDED SITUATIONS, GAME

13 - 4/15/08 in 5-1 loss at COL (CQ-Game 4)

At Home:
6 - 2x, last, 5/2/03 in 3-2 (OT) loss vs. VAN (CS-Game 4)

On Road:
13 - 4/15/08 in 5-1 loss at COL (CQ-Game 4)

PENALTY MINUTES

MOST PENALTY MINUTES, SEASON

203 - 2003

At Home:
75 - 2003

On Road:
128 - 2003

MOST PENALTY MINUTES, SERIES

141 - 2008, Conference Quarterfinal vs. COL

At Home:
47 - 2003, Conference Semifinal vs. VAN

On Road:
121 - 2008, Conference Quarterfinal vs. COL

MOST PENALTY MINUTES AGAINST, SERIES

123 - 2007, Conference Quarterfinal vs. ANA

At Home:
68 - 2007, Conference Quarterfinal vs. ANA

On Road:
58 - 2003, Conference Semifinal vs. VAN

MOST PENALTY MINUTES, GAME

101 - 4/15/08 in 5-1 loss at COL (CQ-Game 4)

At Home:
34 - 4/28/14 in 5-2 win vs. COL (CQ-Game 6)

On Road:
101 - 4/15/08 in 5-1 loss at COL (CQ-Game 4)

MOST PENALTY MINUTES AGAINST, GAME

54 - 4/17/07 in 4-1 win vs. ANA (CQ-Game 4)

At Home:
54 - 4/17/07 in 4-1 win vs. ANA (CQ-Game 4)

On Road:
43 - 4/15/08 in 5-1 loss at COL (CQ-Game 4)

MOST PENALTY MINUTES COMBINED, GAME

144 - 4/15/08 in 5-1 loss at COL (CQ-Game 4)

(MIN-101, COL-43)

TEAM RECORDS

At Home:

74 - 4/17/07 in 4-1 win (CQ-Game 4) (MIN-20, ANA-54)

On Road:
144 - 4/15/08 in 5-1 loss at COL (CQ-Game 4) (MIN-101, COL-43)

MOST PENALTY MINUTES, PERIOD

69 - 4/15/08 in 3rd of 5-1 loss at COL (CQ-Game 4)

At Home:
22 - 4/28/14 in 3rd of 5-2 win vs. COL (CQ-Game 6)

On Road:
69 - 4/15/08 in 3rd of 5-1 loss at COL (CQ-Game 4)

MOST PENALTY MINUTES AGAINST, PERIOD

48 - 4/17/07 in 3rd of 4-1 win vs. ANA (CQ-Game 4)

At Home:
48 - 4/17/07 in 3rd of 4-1 win vs. ANA (CQ-Game 4)

On Road:
33 - 4/15/08 in 3rd of 5-1 loss at COL (CQ-Game 4)

MOST PENALTY MINUTES, COMBINED, PERIOD

102 - 4/15/08 in 3rd of 5-1 loss at COL (CQ-Game 4) (MIN-69, COL-33)

At Home:
62 - 4/17/07 in 3rd of 4-1 win (CQ-Game 4)

(MIN-14, ANA-48)

On Road:

102 - 4/15/08 in 3rd of 5-1 loss at COL (CQ-Game 4) (MIN-69, COL-33)

PENALTIES

MOST PENALTIES, GAME

25 - 4/15/08 in 5-1 loss at COL (CQ-Game 4)

At Home:
9 - 4/28/14 in 5-2 win vs. COL (CQ-Game 6)

On Road:
25 - 4/15/08 in 5-1 loss at COL (CQ-Game 4)

MOST PENALTIES AGAINST, GAME

12 - 2x, last, 4/15/08 in 5-1 loss at COL (CQ-Game 4)

At Home:
12 - 4/17/07 in 4-1 win vs. ANA (CQ-Game 4)

On Road:
12 - 4/15/08 in 5-1 loss at COL (CQ-Game 4)

MOST PENALTIES COMBINED, GAME

37 - 4/15/08 in 5-1 loss at COL (CQ-Game 4)

(MIN-25, COL-12)

At Home:
19 - 4/17/07 in 4-1 win (CQ-Game 4); (MIN-7, ANA-12)

On Road:
37 - 4/15/08 in 5-1 loss at COL (CQ-Game 4)

(MIN-25, COL-12)

FEWEST PENALTIES, GAME

0 - 5/08/03 in 4-2 win at VAN (CS-Game 7)

At Home:
1 - 3x, last, 5/13/14 in 2-1 (OT) loss vs. CHI (CS-Game 6)

On Road:
0 - 5/8/03 in 4-2 win at VAN (CS-Game 7)

FEWEST PENALTIES AGAINST, GAME

1 - 5/4/14 in 4-1 loss at CHI (CS-Game 2)

At Home:
2 - 4/21/03 in 3-2 (OT) win vs. COL (Game 6)

On Road:
1 - 5/4/14 in 4-1 loss at CHI (CS-Game 2)

FEWEST PENALTIES COMBINED, GAME

2 - 5/8/03 in 4-2 win (CS-Game 7); (MIN-0, VAN-2)

At Home:
3 - 4/21/03 in 3-2 win (CQ-Game 6) (MIN-1, COL-2)

On Road:
2 - 5/8/03 in 4-2 win (CS-Game 7); (MIN-0, VAN-2)

MOST PENALTIES, PERIOD:

13 - 4/15/08 in 3rd of 5-1 loss at COL (CQ-Game 4)

At Home:
5 - 5/07/03 in 3rd of 5-1 win vs. VAN (CS-Game 6)

On Road:
13 - 4/15/08 in 3rd of 5-1 loss at COL (CQ-Game 4)

MOST PENALTIES AGAINST, PERIOD

9 - 4/17/07 in 3rd of 4-1 win vs. ANA (CQ-Game 4)

At Home:
9 - 4/17/07 in 3rd of 4-1 win vs. ANA (CQ-Game 4)

On Road:
7 - 4/15/08 in 3rd of 5-1 loss at COL (CQ-Game 4)

MOST PENALTIES COMBINED, PERIOD

20 - 4/15/08 in 3rd of 5-1 loss at COL (CQ-Game 4)

(MIN-13, COL-7)

At Home:
13 - 4/17/07 in 3rd of 4-1 win vs. ANA (CQ-Game 4)

(MIN-4, ANA-9)

On Road:
20 - 4/15/08 in 3rd of 5-1 loss at COL (CQ-Game 4)

(MIN-13, COL-7)

SHOTS ON GOAL

MOST SHOTS, GAME

46 - 4/21/14 in 1-0 loss vs. COL (CQ-Game 3)

At Home:
46 - 4/21/14 in 1-0 loss vs. COL (CQ-Game 3)

On Road:
39 - 4/14/08 in 3-2 loss at COL (CQ-Game 3)

MOST SHOTS AGAINST, GAME

48 - 5/3/13 in 5-2 loss at CHI (CQ-Game 2)

At Home:
31 - 5/7/03 in 5-1 win vs. VAN (CS-Game 6)

On Road:
48 - 5/3/13 in 5-2 loss at CHI (CQ-Game 2)

MOST SHOTS COMBINED, GAME

85 - 4/14/08 in 3-2 (OT) win (CQ-Game 3)

(MIN-39, COL-46)

At Home:
69 - 4/17/07 in 4-1 win (CQ-Game 4)

(MIN-40, ANA-29)

On Road:
85 - 4/14/08 in 3-2 (OT) win (CQ-Game 3)

(MIN-39, COL-46)

FEWEST SHOTS, GAME

16 - 5/8/03 in 4-2 win at VAN (CS-Game 7)

At Home:
18 - 3x, last, 5/6/14 vs. CHI (CS-Game 3)

On Road:
16 - 5/8/03 in 4-2 win at VAN (CS-Game 7)

FEWEST SHOTS AGAINST, GAME

12 - 4/24/14 in 2-1 win vs. COL (CQ-Game 4)

At Home:
12 - 4/24/14 in 2-1 win vs. COL (CQ-Game 4)

On Road:
22 - 3x, last, 5/4/14 in 4-1 loss at CHI (CS-Game 2)

FEWEST SHOTS COMBINED, GAME

31 - 4/29/03 in 3-2 loss (CS-Game 3); (MIN-18, VAN-13)

At Home:
31 - 4/29/03 in 3-2 loss (CS-Game 3); (MIN-18, VAN-13)

On Road:
41 - 5/4/14 in 4-1 loss (CS-Game 2); (MIN-22, CHI-19)

MOST SHOTS, PERIOD

22 - 4/21/14 in 1st of 1-0 (OT) win vs. COL (CQ-Game 3)

At Home:
22 - 4/21/14 in 1st of 1-0 (OT) win vs. COL (CQ-Game 3)

On Road:
17 - 5/2/14 in 2nd of 5-2 loss at CHI (CS-Game 1)

TEAM RECORDS

MOST SHOTS AGAINST, PERIOD

22 - 4/19/07 in 3rd of 4-1 loss at ANA (CQ-Game 5)

At Home:
22 - 4/21/14 in 1st of 1-0 (OT) win vs. COL (CQ-Game 3)

On Road:
22 - 4/19/07 in 3rd of 4-1 loss at ANA (CQ-Game 5)

MOST SHOTS COMBINED, PERIOD

33 - 4/19/07 in 2nd of 4-1 loss at ANA (CQ-Game 5) (MIN-11, ANA-22)

At Home:
33 - 4/19/07 in 2nd of 4-1 loss at ANA (CQ-Game 5) (MIN-11, ANA-22)

On Road:
29 - 5/3/13 in 2nd of 5-2 loss at CHI (CQ-Game 2) (MIN-15-CHI-14)

FEWEST SHOTS, PERIOD

3 - 3x, last, 4/27/03 in 3rd of 3-2 win at VAN (CS-Game 2)

At Home:
3 - 4/14/03 in 3rd of 3-0 loss vs. COL (CQ-Game 3)

On Road:
3 - 2x, last, 4/27/03 in 3rd of 3-2 win at VAN (CS-Game 2)

FEWEST SHOTS AGAINST, PERIOD

2 - 2x, last, 5/4/14 in 1st of 4-1 loss at CHI (CS-Game 2)

At Home:
2 - 4/9/08 in 1st of 3-2 (OT) loss vs. COL (CQ-Game 1)

On Road:
2 - 5/4/14 in 1st of 4-1 loss at CHI (CS-Game 2)

FEWEST SHOTS COMBINED, PERIOD

8 - 3x, last, 4/29/03 in 3rd of 3-2 loss (CS-Game 3) (MIN-5, VAN-3)

At Home:
8 - 3x, last, 4/29/03 in 3rd of 3-2 loss (CS-Game 3) (MIN-5, VAN-3)

On Road:
9 - 5/4/14 in 1st of 4-1 loss at CHI (CS-Game 2) (MIN-7, CHI-2)

MOST SHOTS, OVERTIME

12 - 4/14/08, 3-2 (OT) win at COL (CQ-Game 3)

At Home:
10 - 5/10/03, 1-0 (2OT) loss vs. ANA (CF-Game 1)

On Road:
12 - 4/14/08, 3-2 (OT) win at COL (CQ-Game 3)

SHUTOUTS

MOST SHUTOUTS, SEASON

2 - 2014

MOST SHUTOUTS AGAINST, SEASON

4 - 2003

At Home:
3 - 2003

On Road:
1 - 2x, last, 2013

MOST SHUTOUTS, SERIES

1 - 2x, last, 2014 Conference Semifinal vs. CHI

MOST SHUTOUTS AGAINST, SERIES

3 - 2003, Conference Final vs. ANA

At Home:
2 - 2003, Conference Final vs. ANA

On Road:
1 - 2x, last, 2013, Conference Quarterfinal vs. CHI

FASTEST GOALS

FASTEST GOAL TO START GAME

0:49 - Zach Parise (PPG), 4/28/14 vs. COL (CQ-Game 6)

FASTEST GOAL TO START GAME, OPPONENT

1:02 - Chris Pronger, 4/19/07 at ANA (CQ-Game 5)

FASTEST TWO GOALS, TEAM

0:25 - Marian Gaborik & Wes Walz, 4/10/03 @ 9:28 & 9:53 of 2nd in 4-2 win at COL (CQ-Game 1)

At Home:
0:30 - Jason Pominville & Marco Scandella, 4/28/14 @ 18:34 & 19:04 of 3rd of 5-2 win vs. COL (CQ-Game 6)

On Road:
0:25 - Marian Gaborik & Wes Walz, 4/10/03 @ 9:28 & 9:53 of 2nd in 4-2 win at COL (CQ-Game 1)

FASTEST TWO GOALS AGAINST, TEAM

1:01 - Mattias Ohlund & Todd Bertuzzi, 5/8/03 @11:29 & 12:30 of 2nd of 4-2 win at VAN (CS-Game 7)

At Home:
1:19 - Wojtek Wolski & Paul Stastny, 4/17/08 @ 5:06 & 6:25 of 3rd of 3-2 loss vs. COL (CQ-Game 5)

On Road:
0:32 - Patrick Kane & Bryan Bickell, 5/2/14 @ 16:47 & 17:19 of 3rd of 5-2 loss at CHI (CS-Game 1)

FASTEST THREE GOALS, TEAM

3:40 - Darby Hendrickson, Antti Laaksonen & Andrew Brunette, 5/07/03 @ 6:57, 9:25 & 10:37 of 3rd of 5-1 win vs. VAN (CS-Game 6)

At Home:
3:40 - Darby Hendrickson, Antti Laaksonen & Andre Brunette, 5/07/03 @ 6:57, 9:25 & 10:37 of 3rd of 5-1 win vs. VAN (CS-Game 6)

On Road:
4:20 - Filip Kuba, Marian Gaborik & Wes Walz, 4/10/03 @ 5:33, 9:28 & 9:53 in 2nd of 4-2 win at COL (CQ-Game 1)

FASTEST THREE GOALS AGAINST, TEAM

5:31 - Paul Kariya (2) & Stanislav Chistov, 5/14/03 @ 8:20, 12:16 & 13:51 of 2nd of 4-0 loss at ANA (CF-Game 3)

At Home:
None

On Road:
5:31 - Paul Kariya (2) & Stanislav Chistov, 5/14/03 @ 8:20, 12:16 & 13:51 of 2nd of 4-0 loss at ANA (CF-Game 3)

FASTEST OVERTIME GOAL SCORED BY WILD

1:14 - 4/11/08, Keith Carney, 3-2 win vs. COL (CQ-Game 2)

At Home:
1:14 - 4/11/08, Keith Carney, 3-2 win vs. COL (CQ-Game 2)

On Road:
3:25 - 4/22/03, Andrew Brunette, 3-2 win at COL (CQ-Game 7)

GAMES

MOST GAMES, CAREER

29 - Marian Gaborik, 2003-08

By Defenseman:
24 - Nick Schultz, 2003-08

MOST GAMES, SEASON

18 - Marian Gaborik, 2003

By Defenseman:
18 - Filip Kuba, 2003

GOALS

MOST GOALS, CAREER

12 - Marian Gaborik, 2003-08

By Defenseman:
3 - Filip Kuba, 2003

MOST GOALS, SEASON

9 - Marian Gaborik, 2003

By Defenseman:
3 - Filip Kuba, 2003

MOST GOALS, SERIES

5 - 2x, last, Marian Gaborik & Wes Walz, 2003 Conference Semifinal vs. VAN

By Defenseman:
2 - Filip Kuba, 2003 Conference Quarterfinal vs. COL

MOST GOALS BY OPPONENT, SERIES

6 - Joe Sakic, 2003 Conference Quarterfinal vs. COL

MOST GOALS, GAME

2 - 9x, last, Mikael Granlund, 5/6/14 vs. CHI (CS-Game 3)

By Defenseman:

1 - 16x, last, Keith Ballard, 5/13/14 vs. CHI (CS-Game 6)

MOST GOALS BY OPPONENT, GAME

2 - 13x, last, Brandon Saad, 5/4/14 at CHI (CS-Game 2)

MOST GOALS, PERIOD

2 - 3x, last, Mikael Granlund, 5/6/14 in 3rd of 4-0 win vs. CHI (CS-Game 3)

MOST GOALS AGAINST, PERIOD

2 - 5x, last, Patrick Kane, 5/2/14 in 3rd of 5-2 loss at CHI (CS-Game 1)

ASSISTS

MOST ASSISTS, CAREER

11 - Sergei Zholtok, 2003

By Defenseman:
6 - Ryan Suter, 2014

MOST ASSISTS, SEASON

11 - Sergei Zholtok, 2003

By Defenseman:
6 - Ryan Suter, 2014

MOST ASSISTS, SERIES

7 - Zach Parise, 2014 Conference Quarterfinal vs. COL

By Defenseman:
3 - 3x, last, Ryan Suter, 2014 Conference Semifinal vs. CHI

MOST ASSISTS, GAME

3 - 2x, last, Kyle Brodziak, 2014 Conference Quarterfinal vs. COL

By Defenseman:
2 - 3x, last, Ryan Suter, 2014 Conference Semifinal vs. CHI

MOST ASSISTS BY OPPONENT, SERIES

8 - 2x, last, Marian Hossa, 2014 Conference Semifinal vs. CHI

By Defenseman:
5 - Brent Seabrook, 2014 Conference Semifinal vs. CHI

MOST ASSISTS BY OPPONENT, GAME

3 - 4x, last, Marian Hossa, 5/4/14 at CHI (CS-Game 2)

By Defenseman:
2 - 8x, last, Niklas Hjalmarsson, 5/4/14 at CHI (CS-Game 2)

MOST ASSISTS, PERIOD

3 - Cliff Ronning, 5/07/03 in 3rd of 5-1 win vs. VAN (CS-Game 5)

INDIVIDUAL RECORDS

MOST ASSISTS AGAINST, PERIOD

2 - 10x, last, Marian Hossa & Niklas Hjalmarsson, 5/4/14 in 3rd of 4-1 loss at CHI (CS-Game 2)

POINTS

MOST POINTS, CAREER

22 - Marian Gaborik (12g-10a), 2003-08

By Defenseman:
8 - Filip Kuba (3g-5a), 2003

MOST POINTS, SEASON

17 - Marian Gaborik (9g-8a), 2003

By Defenseman:
8 - Filip Kuba (3g-5a); 2003

By Rookie:
7 - Erik Haula (4g-3a), 2014

MOST POINTS, SERIES

11 - Marian Gaborik (5g-6a), 2003 Conference Semifinal vs. VAN

By Defenseman:
4 - 3x, last, Ryan Suter (1g-3a), 2014 Conference Quarterfinal vs. COL CHECK CHICAGO

MOST POINTS BY OPPONENT, SERIES

10 - 2x, Nathan MacKinnon (2g-8a) & Paul Stastny (5g-5a), 2014 Conference Quarterfinal vs. COL

MOST POINTS, GAME

4 - Zach Parise (2g-2a), 4/28/14 vs. COL (CQ-Game 6)

By Defenseman:
2 - 4x, last, Jared Spurgeon (1g-1a) & Ryan Suter (2a), 5/9/14 vs. CHI (CS-Game 4)

MOST POINTS BY OPPONENT, GAME

4 - 2x, last, Nathan MacKinnon (1g-3a) & Paul Stastny (1g-3a), 4/19/14 at COL (CQ-Game 2)

MOST POINTS, PERIOD

3 - Cliff Ronning (0g-3a), 5/7/03 in 3rd of 5-1 win vs. VAN (CS-Game 6)

MOST POINTS AGAINST, PERIOD

2 - Many times, last, Niklas Hjalmarsson (2a) & Marian Hossa (2a) in 3rd of 4-1 loss at CHI (CS-Game 2)

STREAKS

LONGEST GOAL-SCORING STREAK

4 - 2x, last, Mikko Koivu (4g); 4/9-4/15/08

LONGEST POINT-SCORING STREAK

8 - Marian Gaborik (7g-8a=15pts); 4/21-5/07/03

LONGEST ASSIST STREAK

4 - Zach Parise (5a), 4/17-4/24/14
- Jason Pominville (4a), 4/21-4/28/14

MOST CONSECUTIVE WINS BY GOALTENDER

3 - Dwayne Roloson, 5/05-5/08/03
- Manny Fernandez, 4/19-4/22/03

MOST CONSECUTIVE LOSSES BY GOALTENDER

3 - Dwayne Roloson, 4/12-4/16/03
- Niklas Backstrom, 4/11-4/15/07
- Niklas Backstrom, 4/15-4/19/08

LONGEST SHUTOUT STREAK BY GOALTENDER

98:09 - Darcy Kuemper, 4/21/14

PENALTY MINUTES

MOST PENALTY MINUTES, CAREER

44 - Derek Boogaard

MOST PENALTY MINUTES, SEASON

27 - Stephane Veilleux, 2008

MOST PENALTY MINUTES, SERIES

27 - Stephane Veilleux, 2008 Conference Quarterfinal vs. COL

MOST PENALTY MINUTES, GAME

25 - Stephane Veilleux, 4/15/08 at COL (CQ-Game 4)

By Goaltender:

2 - 3x, last, Niklas Backstrom, 4/15/07 vs. ANA (CQ-Game 3)

INDIVIDUAL RECORDS

MOST PENALTY MINUTES BY OPPONENT, SERIES

24 - Todd Bertuzzi, 2003 Conference Semifinal vs. VAN

MOST PENALTY MINUTES BY OPPONENT, GAME

20 - Brad May, 4/17/07 vs. ANA (CQ-Game 3)

MOST PENALTY MINUTES, PERIOD

19 - Stephane Veilleux, 4/15/08 in 3rd of 5-1 loss at COL (CQ-Game 4)

MOST PENALTY MINUTES BY OPPONENT, PERIOD

20 - Brad May, 4/17/07 in 3rd of 4-1 win vs. ANA (CQ-Game 3)

POWER-PLAY GOALS

MOST POWER-PLAY GOALS, CAREER

5 - Marian Gaborik, 2003-08

MOST POWER-PLAY GOALS, SEASON

4 - Marian Gaborik & Andrew Brunette, 2003

MOST POWER-PLAY GOALS, SERIES

3 - Marian Gaborik, 2003 Conference Quarterfinal vs. COL

MOST POWER-PLAY GOALS AGAINST, SERIES

3 - 3x, last, Adam Oates, 2003 Conference Final vs. ANA

MOST POWER-PLAY GOALS, GAME

2 - Andrew Brunette, 5/07/03 vs. VAN (CS-Game 6)

MOST POWER-PLAY GOALS AGAINST, GAME

2 - 2x, last, Francois Beauchemin, 4/13/07 at ANA (CQ-Game 2)

MOST POWER-PLAY GOALS, PERIOD

1 - 26x, last, Jared Spurgeon, 5/9/14 in 3rd of 4-2 win vs. CHI (CS-Game 4)

MOST POWER-PLAY GOALS AGAINST, PERIOD

1 - 29x, last, Bryan Bickell, 5/11/14 in 2nd of 2-1 loss at CHI (CS-Game 5)

SHORT-HANDED GOALS

MOST SHORT-HANDED GOALS, CAREER

2 - Wes Walz, 2003-07

MOST SHORT-HANDED GOALS, SEASON

2 - Wes Walz, 2003

MOST SHORT-HANDED GOALS, SERIES

1 - 6x, last, Marco Scandella, 2014 Conference Quarterfinal vs. COL

MOST SHORT-HANDED GOALS BY OPPONENT, SERIES

1 - 7x, last, Cody McLeod & Paul Stastny, 2014 Conference Quarterfinal vs. COL

MOST SHORT-HANDED GOALS, GAME

1 - 6x, last, Marco Scandella, 4/19/14 in 4-2 loss at COL (CQ-Game 2)

MOST SHORT-HANDED GOALS BY OPPONENT, GAME

1 - 7x, last, Paul Stastny, 4/28/14 in 5-2 win vs. COL (CQ-Game 6)

MOST SHORT-HANDED GOALS, PERIOD

1 - 6x, last, Marco Scandella, 4/19/14 in 3rd of 4-2 loss at COL (CQ-Game 2)

MOST SHORT-HANDED GOALS BY OPPONENT, PERIOD

1 - 7x, last, Paul Stastny, 4/28/14 in 1st of 5-2 win vs. COL (CQ-Game 6)

GAME-WINNING GOALS

MOST GAME-WINNING GOALS, CAREER

2 - Nino Niederreiter, 2014 & Wes Walz, 2003-07

MOST GAME-WINNING GOALS, SEASON

2 - Nino Niederreiter, 2014 & Wes Walz, 2003

MOST GAME-WINNING GOALS, SERIES

1 - 17x, last, Nino Niederreiter, 2014 Conference Semifinal vs. CHI

OVERTIME GOALS

MOST OVERTIME GOALS, CAREER

1 - 7x, last, 2014, Mikael Granlund & Nino Niederreiter

MOST OVERTIME GOALS, SEASON

1 - 7x, last, 2014, Mikael Granlund & Nino Niederreiter

MOST OVERTIME GOALS, SERIES

1 - 7x, last, Mikael Granlund & Nino Niederreiter, 2014 Conference Quarterfinal vs. COL

SHOTS ON GOAL

MOST SHOTS ON GOAL, CAREER

95 - Marian Gaborik, 2003-08

By Defenseman:

34 - Ryan Suter, 2012-14

MOST SHOTS ON GOAL, SEASON

52 - Marian Gaborik, 2003

By Defenseman:

30 - Andrei Zyuzin, 2003

MOST SHOTS ON GOAL, GAME

9 - Marian Gaborik, 4/14/08 at COL (CQ-Game 3)

By Defenseman:

6 - Ryan Suter, 4/19/14 at COL (CQ-Game 2)

MOST SHOTS ON GOAL BY OPPONENT, GAME

8 - 4x, last, Patrick Sharp, 5/3/13 at CHI (CQ-Game 2)

GAMES PLAYED, GOALTENDER

MOST GAMES PLAYED BY GOALTENDER, CAREER

11 - 2x, last, Niklas Backstrom 2007-08

MOST GAMES PLAYED BY GOALTENDER, SEASON

11 - Dwayne Roloson, 2003

MOST GAMES PLAYED BY GOALTENDER, SERIES

6 - 3x, last, Ilya Bryzgalov, 2014 Conference Semifinal vs. CHI

MINUTES PLAYED

MOST MINUTES PLAYED BY GOALTENDER, CAREER

658 - Niklas Backstrom 2007-08

MOST MINUTES PLAYED BY GOALTENDER, SEASON

579 - Dwayne Roloson, 2003

MOST MINUTES PLAYED BY GOALTENDER, SERIES

367 - Ilya Bryzgalov, 2014 Conference Semifinal vs. CHI

MOST MINUTES PLAYED BY GOALTENDER, GAME

88:06 - Manny Fernandez, 5/10/03 vs. ANA (CF-Game 1)

WINS / LOSSES

MOST WINS BY GOALTENDER, CAREER

5 - Dwayne Roloson, 2003

MOST LOSSES BY GOALTENDER, CAREER

8 - Niklas Backstrom, 2007-08

MOST WINS BY GOALTENDER, SEASON

5 - Dwayne Roloson, 2003

MOST LOSSES BY GOALTENDER, SEASON

6 - 2x, last, Ilya Bryzgalov, 2014

MOST WINS BY GOALTENDER, SERIES

4 - Dwayne Roloson, 2003 Conference Semifinal vs. VAN

MOST LOSSES BY GOALTENDER, SERIES

4 - 4x, last, Ilya Bryzgalov, 2014 Conference Semifinal vs. CHI

SAVES

MOST SAVES, CAREER

287 - Niklas Backstrom, 2007-08

MOST SAVES, SEASON

235 - Manny Fernandez, 2003

MOST SAVES, SERIES

153 - Niklas Backstrom, 2008 Conference Quarterfinal vs. COL

MOST SAVES AGAINST, SERIES

211 - Seymon Varlamov, 2014 Conference Quarterfinal vs. COL

INDIVIDUAL RECORDS

MOST SAVES, GAME

44 - Niklas Backstrom, 4/14/08 at COL (CQ-Game 3)

MOST SAVES, GAME (REGULATION)

43 - 2x, last, Josh Harding, 5/3/13 at CHI (CQ-Game 2)

MOST SAVES AGAINST, GAME

45 - Seymon Varlamov, 4/21/14 vs. COL (CQ-Game 3)

MOST SAVES AGAINST, GAME (REGULATION)

35 - J.S. Giguere, 5/14/03 vs. ANA (CF-Game 3)

MOST SAVES, PERIOD

21 - Niklas Backstrom, 4/19/07 in 2nd of 4-1 loss at ANA (CQ-Game 5)

MOST SAVES AGAINST, PERIOD

22 - Seymon Varlamov, 4/21/14 in 1st of 1-0 (OT) win vs. COL (CQ-Game 3)

GOALS ALLOWED

MOST GOALS ALLOWED BY GOALTENDER, CAREER

28 - Niklas Backstrom 2007-08

MOST GOALS ALLOWED BY GOALTENDER, SEASON

25 - Dwayne Roloson, 2003

MOST GOALS ALLOWED BY GOALTENDER, SERIES

17 - Niklas Backstrom, 2008 Conference Quarterfinal vs. COL

FEWEST GOALS ALLOWED BY GOALTENDER, SERIES

4 - Manny Fernandez, 2003 Conference Final vs. ANA

MOST GOALS ALLOWED, GAME

5 - 2x, last, Ilya Bryzgalov, 4/17/14 at COL in 5-4 loss (CQ-Game 1)

MOST GOALS ALLOWED, PERIOD

3 - Niklas Backstrom, 4/15/08 at COL in 1st of 5-1 loss at COL (CQ-Game 4)

GOALS-AGAINST AVERAGE

LOWEST GOALS-AGAINST AVERAGE, CAREER

1.96 - Manny Fernandez, 2003

LOWEST GOALS-AGAINST AVERAGE, SEASON

1.96 - Manny Fernandez, 2003

LOWEST GOALS-AGAINST AVERAGE, SERIES

1.37 - Manny Fernandez, 2003 Conference Final vs. ANA

SAVE PERCENTAGE

HIGHEST SAVE PERCENTAGE, CAREER

.929 - Manny Fernandez, 2003

HIGHEST SAVE PERCENTAGE, SEASON

.929 - Manny Fernandez, 2003

HIGHEST SAVE PERCENTAGE, SERIES

.943 - Manny Fernandez, 2003 Conference Final vs. ANA

SHUTOUTS

MOST SHUTOUTS, CAREER

1 - 2x, last, Darcy Kuemper & Ilya Bryzgalov, 2014

MOST SHUTOUTS, SEASON

1 - 2x, last, Darcy Kuemper & Ilya Bryzgalov, 2014

MOST SHUTOUTS, SERIES

1 - 2x, last, Darcy Kuemper (CQ) & Ilya Bryzgalov (CS), 2014

GAMES	
1. Mikko Koivu	29
Marian Gaborik	29
3. Nick Schultz	24
4. Wes Walz	23
5. Pierre-Marc Bouchard	21
6. 12 Players Tied	18

GOALS	
1. Marian Gaborik	12
2. Wes Walz	7
Andrew Brunette	7
4. Mikko Koivu	6
5. Zach Parise	5
6. Mikael Granlund	4
Erik Haula	4
Pierre-Marc Bouchard	4
Pascal Dupuis	4

ASSISTS	
1. Sergei Zholtok	11
2. Zach Parise	10
Marian Gaborik	10
4. Mikko Koivu	7
Jason Pominville	7
Cliff Ronning	7
Wes Walz	7
8. Charlie Coyle	6
Ryan Suter	6
Andrew Brunette	6

POINTS	
1. Marian Gaborik	22
2. Zach Parise	15
3. Wes Walz	14
4. Mikko Koivu	13
Andrew Brunette	13
Sergei Zholtok	13
7. Charlie Coyle	9
Jason Pominville	9
Pierre-Marc Bouchard	9
Cliff Ronning	9

PLUS/MINUS	
1. Wes Walz	+6
Dany Heatley	+6
3. Willie Mitchell	+5
4. Mikael Granlund	+3
Marco Scandella	+3
Keith Carney	+3
Clayton Stoner	+3
8. Six Players Tied	+2

PENALTY MINUTES	
1. Derek Boogaard	44
2. Stephane Veilleux	35
3. Mikko Koivu	26
Clayton Stoner	26
5. Matt Johnson	25
6. Filip Kuba	24
7. Brent Burns	20
Kim Johnsson	20
Marian Gaborik	18
Wes Walz	18

POWER-PLAY GOALS	
1. Marian Gaborik	5
2. Andrew Brunette	4
3. Filip Kuba	3
4. Zach Parise	2
Pascal Dupuis	2

SHORT-HANDED GOALS	
1. Wes Walz	2
2. Mikko Koivu	1
Marco Scandella	1
Marian Gaborik	1
Brian Rolston	1

GAME-WINNING GOALS	
1. Nino Niederreiter	2
Wes Walz	2
3. 14 Players Tied	1

OVERTIME GOALS	
1. Pierre-Marc Bouchard	1
Andrew Brunette	1
Keith Carney	1
Richard Park	1
Jason Zucker	1
Mikael Granlund	1
Nino Niederreiter	1

SHOTS ON GOAL	
1. Marian Gaborik	95
2. Mikko Koivu	69
3. Zach Parise	66
4. Brian Rolston	54
5. Pierre-Marc Bouchard	38
Wes Walz	38
7. Cliff Ronning	37
8. Jason Pominville	36
Pascal Dupuis	36
10. Mikael Granlund	35

GAMES PLAYED (GOALTENDERS)	
1. Niklas Backstrom	11
Dwayne Roloson	11
3. Manny Fernandez	9
Ilya Bryzgalov	9
5. Darcy Kuemper	8
6. Josh Harding	6

GAMES STARTED (GOALTENDERS)	
1. Niklas Backstrom	11
Dwayne Roloson	11
3. Ilya Bryzgalov	8
4. Manny Fernandez	7
5. Josh Harding	5
Darcy Kuemper	5

GOALS-AGAINST AVERAGE	
1. Manny Fernandez	1.96
2. Darcy Kuemper	2.26
3. Niklas Backstrom	2.55
4. Dwayne Roloson	2.60
5. Ilya Bryzgalov	2.63
6. Josh Harding	2.72

WINS	
1. Dwayne Roloson	5
2. Niklas Backstrom	3
Darcy Kuemper	3
Ilya Bryzgalov	3
Manny Fernandez	3
6. Josh Harding	1

LOSSES	
1. Niklas Backstrom	8
2. Ilya Bryzgalov	6
Dwayne Roloson	6
4. Josh Harding	4
Manny Fernandez	4

SAVES	
1. Niklas Backstrom	287
2. Manny Fernandez	235
3. Dwayne Roloson	232
4. Ilya Bryzgalov	161
5. Darcy Kuemper	145
6. Josh Harding	134

SHOTS FACED	
1. Niklas Backstrom	315
2. Dwayne Roloson	257
3. Manny Fernandez	253
4. Ilya Bryzgalov	182
5. Darcy Kuemper	160
6. Josh Harding	146

SAVE PERCENTAGE	
1. Manny Fernandez	.929
2. Josh Harding	.918
3. Niklas Backstrom	.911
4. Darcy Kuemper	.906
Dwayne Roloson	.903

MINUTES PLAYED	
1. Niklas Backstrom	658
2. Dwayne Roloson	578
3. Manny Fernandez	552
4. Ilya Bryzgalov	479
5. Darcy Kuemper	398
6. Josh Harding	265

SHUTOUTS	
1. Darcy Kuemper	1
Ilya Bryzgalov	1

FIRST GAME	
Home: vs. COL, 4/14/03	
Road: at COL, 4/10/03	

FIRST WIN	
Home: vs. COL (3-2 OT), 04/21/03	
Road: at COL (4-2), 4/10/03	

FIRST OT WIN	
Home: vs. COL (3-2 OT), 4/21/03	
Road: at COL (3-2 OT), 4/22/03	

FIRST OT LOSS	
Home: vs. VAN (3-2 OT), 5/2/03	
Road: at VAN (4-3 OT), 4/25/03	

FIRST LOSS	
Home: vs. COL (3-0), 4/14/03	
Road: at COL (3-2), 4/12/03	

FIRST SHUTOUT FOR	
Home: vs. COL (1-0 OT), 4/21/14	
Road: None	

FIRST SHUTOUT AGAINST	
Home: vs. COL (3-0, Roy), 4/14/03	
Road: at ANA (4-0, Giguere), 5/14/03	

FIRST GOAL	
Home: Marian Gaborik, 17:20 of 3rd per., vs. COL (3-1 loss), 4/16/03	
Road: Filip Kuba, 5:33 of 2nd per., at COL (4-2 win), 4/10/03	

FIRST ASSISTS	
Home: Cliff Ronning, Sergei Zholtok, 17:20 of 3rd per., vs. COL (3-1 loss), 4/16/03	
Road: Andrew Brunette, Sergei Zholtok, 5:33 of 2nd per., at COL (4-2 win), 4/10/03	

FIRST GAME-WINNING GOAL	
Home: Richard Park, 4:22 of OT, vs. COL (3-2 OT win), 4/21/03	
Road: Wes Walz, 9:53 of 2nd, at COL (4-2 win), 4/10/03	

FIRST OT GOAL	
Home: Richard Park, 4:22 of OT, vs. COL (3-2 OT win), 4/21/03	
Road: Andrew Brunette, 3:25 of OT, at Colorado (3-2 OT win), 4/22/03	

FIRST POWER-PLAY GOAL	
Home: Marian Gaborik, 17:20 of 3rd per., vs. COL (3-1 loss), 4/16/03	
Road: Filip Kuba, 5:33 of 2nd per., at COL (4-2 win), 4/10/03	

FIRST SHORT-HANDED GOAL	
Home: None	
Road: Wes Walz, 8:09 of 1st, at COL (3-2 loss), 4/12/03	

FIRST EMPTY-NET GOAL	
Home: Jason Pominville, 18:34 of 3rd vs. COL (5-2 win), 4/28/14	
Road: None	

FIRST PENALTY SHOT	
Home: None	
Road: None	

FIRST PENALTY SHOT AGAINST	
Home: Ryan Smyth, missed, 17:33 of 3rd vs. COL (3-2 OT loss), 4/9/08	
Road: None	

FIRST PENALTY	
Home: Jason Marshall (cross check), 7:32 of 1st vs. COL (3-0 loss), 4/14/03	
Road: Andrew Brunette (hooking), 2:54 of 2nd, at COL (4-2 win), 4/10/03	

FIRST MINOR PENALTY	
Home: Jason Marshall (cross check), 7:32 of 1st, vs. COL (3-0 loss), 4/14/03	
Road: Andrew Brunette (hooking), 2:54 of 2nd, at COL (4-2 win), 4/10/03	

FIRST MAJOR PENALTY	
Home: Matt Johnson (fighting), 0:07 of 1st, vs. VAN (3-2 loss), 4/29/03	
Road: Brent Burns (fighting), 11:38 of 1st, vs. ANA (3-2 loss), 4/13/07	

FIRST MISCONDUCT PENALTY	
Home: Clayton Stoner & Nate Prosser, 20:00 of 3rd, vs. COL (5-2 win), 4/28/14	
Road: Willie Mitchell, Brad Brown & Matt Johnson, 20:00 of 3rd per., at Vancouver (3-2 win), 4/27/03	

FIRST PP ATTEMPT	
Home: 10:02 of 1st, vs. COL, 4/14/03	
Road: 4:38 of 2nd, at COL, 4/10/03	

FIRST PENALTY KILL	
Home: 13:42 of 1st, vs. COL, 4/14/03	
Road: 2:54 of 2nd, at COL, 4/10/03	

FIRST TWO-GOAL GAME	
Home: Richard Park, vs. COL, 4/21/03	
Road: Wes Walz, at VAN, 4/25/03	

FIRST HAT TRICK	
Home: None	
Road: None	

FIRST TWO-ASSIST GAME	
Home: Marian Gaborik (2a), vs. COL (3-2 OT win), 4/21/03	
Road: Darby Hendrickson (2a), at COL (3-2 loss), 4/12/03	

FIRST THREE-ASSIST GAME	
Home: Cliff Ronning (3a), vs. VAN (5-1 win), 5/7/03	
Road: None	

FIRST TWO-POINT GAME	
Home: Marian Gaborik (1g-2a); Richard Park (2g-0a), vs. COL, 4/21/03	
Road: Andrew Brunette (1g-1a), at COL (4-2 win), 4/10/03	

FIRST THREE-POINT GAME	
Home: Marian Gaborik (1g-2a), vs. COL, 4/21/03	
Road: Andrew Brunette (1g-2a), at COL, 4/22/03	

FIRST FOUR-POINT GAME	
Home: Zach Parise (2g-2a), vs. COL, 4/28/14	
Road: None	

GOALTENDER FIRSTS	
FIRST WIN	
Home: Manny Fernandez, vs. COL (3-2 OT win), 4/21/03	
Road: Dwayne Roloson, at COL (4-2 win), 4/10/03	

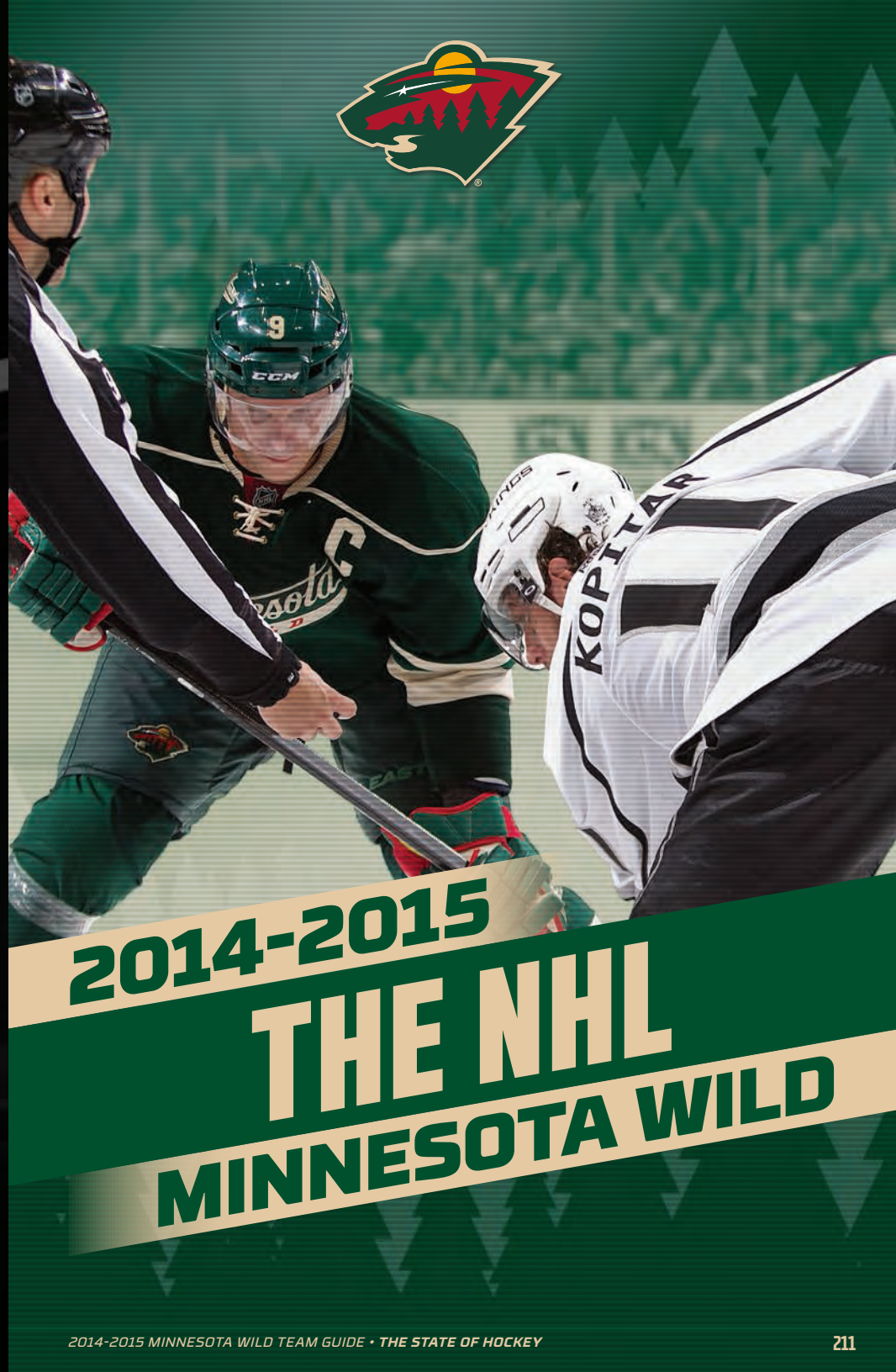
FIRST LOSS	
Home: Dwayne Roloson, vs. COL (3-0 loss), 4/14/03	
Road: Dwayne Roloson, at COL (3-2 loss), 4/12/03	

FIRST SHUTOUT	
Home: Darcy Kuemper, vs. COL (1-0 OT win), 4/21/14	
Road: None	

FIRST PENALTY SHOT FACED	
Home: Niklas Backstrom, vs. Ryan Smyth (COL); miss (3-2 OT loss), 4/9/08	
Road: None	

FIRST POINT	
Home: None	
Road: Niklas Backstrom, at ANA, 4/19/07	

FIRST PENALTY	
Home: Dwayne Roloson (tripping), 8:35 of 1st, vs. ANA (2-0 loss), 5/12/03	
Road: Dwayne Roloson (roughing), 20:00 of 2nd, at VAN (7-2 win), 5/5/03	





GARY BETTMAN

NHL NEW YORK,
1185 Avenue of the Americas
New York, NY 10036
Phone: 212.789.2000
Fax: 212.789.2020



NHL MONTREAL

1800 McGill College Avenue,
Suite 2600
Montreal, Quebec H3A 3J6
Phone: 514.841.9220
Fax: 514.841.1070



WILLIAM DALY

NHL TORONTO
50 Bay Street, 11th Floor
Toronto, Ontario M5J 2X8
Phone: 416.359.7900
Fax: 416.981.2779

2014-2015 NATIONAL LEAGUE HOCKEY DIRECTORY

EXECUTIVE

Commissioner	Gary B. Bettman
Deputy Commissioner	William Daly
Chief Operating Officer	John Collins
Senior Executive Vice President of Hockey Operations	Colin Campbell

HOCKEY OPERATIONS

Senior Vice President of Hockey Operations	Mike Murphy
Senior Vice President of Hockey Operations	Kris King

COMMUNICATIONS

NHL Communications	(@PR_NHL)
Executive Vice President, Communications	Gary Meagher
Group Vice President, Communications	Frank Brown
Group Vice President, Event Communications & Player Development	Jamey Horan
Group Vice President, Communications	John Dellapina
Statistician & Information Officer	Benny Ercolani
Senior Director, News Services	Greg Inglis
Director, Event Communications & Player Development	Schuyler Baehman
Director, Communications	Nirva Milord
Director, Communications	Jennifer Moad
Director, Communications	Julie Young
Senior Manager, Communications	David Keon
Manager, Communications	Trevor Bjergso
Manager, Communications	Brendon Crossman
Manager, Communications	Jasmine Ghafour
Coordinator, Communications	Josh Bernstein
Coordinator, Event Communications & Player Development	Nicole Buckley
Assistant, Event Communications & Player Development	Lauren Wolman

OPP	OVERALL							HOME							AWAY						
	GP	W	L	OT	GF	GA	PTS	GP	W	L	OT	GF	GA	PTS	GP	W	L	OT	GF	GA	PTS
ANA	50	24	21	5	121	118	53	24	13	7	4	59	49	30	26	11	14	1	62	69	23
ARI	50	24	21	5	126	122	53	24	11	10	3	64	59	25	26	13	11	2	62	63	28
BOS	14	11	2	1	39	22	23	7	5	1	1	19	12	11	7	6	1	0	20	10	12
BUF	14	7	5	2	34	32	16	7	2	3	2	15	18	6	7	5	2	0	19	14	10
CAR	16	6	6	4	38	43	16	10	5	3	2	29	30	12	6	1	3	2	9	13	4
CGY	77	31	34	12	172	174	74	39	20	12	7	95	82	47	38	11	22	5	77	92	27
CHI	52	30	19	3	139	133	63	27	17	9	1	69	69	35	25	13	10	2	70	64	28
CBJ	48	23	17	8	116	113	54	25	16	5	4	69	52	36	23	7	12	4	47	61	18
COL	79	37	32	10	198	218	84	39	20	14	5	102	108	45	40	17	18	5	96	110	39
DAL	51	18	25	8	124	149	44	25	14	9	2	65	51	30	26	4	16	6	59	98	14
DET	49	15	25	9	113	158	39	24	7	9	8	55	63	22	25	8	16	1	58	95	17
EDM	76	43	23	10	201	169	96	38	24	11	3	109	83	51	38	19	12	7	92	86	45
FLA	15	10	2	3	43	24	23	7	5	0	2	22	9	12	8	5	2	1	21	15	11
LA	50	23	16	11	110	120	57	25	11	7	7	51	56	29	25	12	9	4	59	64	28
MON	13	5	5	3	35	45	13	6	3	2	1	16	21	7	7	2	3	2	19	24	6
NJ	14	4	5	5	36	42	13	7	3	2	2	21	18	8	7	1	3	3	15	24	5
NSH	52	23	22	7	136	143	53	27	15	9	3	86	76	57	25	8	13	4	50	67	20
NYI	16	9	6	1	49	38	19	8	5	2	1	25	21	11	8	4	4	0	24	17	8
NYR	16	6	9	1	39	47	13	9	4	4	1	26	27	9	7	2	5	0	13	20	4
OTT	13	3	7	3	30	44	9	7	1	4	2	15	25	4	6	2	3	1	15	19	5
PHI	15	5	9	1	23	42	11	6	3	2	1	11	13	7	9	2	7	0	12	29	4
PIT	15	10	4	1	47	29	21	7	4	2	1	21	16	9	8	6	2	0	26	13	12
SJ	50	20	24	6	111	135	46	24	12	9	3	60	58	27	26	8	15	3	51	77	19
STL	52	23	18	11	120	122	57	27	15	7	5	74	56	35	25	8	11	6	46	66	22
TB	16	10	4	2	45	35	22	8	6	2	0	25	18	12	8	4	2	2	20	17	10
TOR	12	4	8	0	25	34	8	5	3	2	0	12	9	6	7	1	6	0	13	25	2
VAN	76	32	30	14	188	200	78	39	20	14	5	110	95	45	37	12	16	9	78	105	33
WAS	14	8	5	1	29	29	17	7	7	0	0	19	10	14	7	1	5	1	10	19	3
WPG	17	10	4	3	47	39	23	8	5	1	2	22	14	12	9	5	3	1	25	25	11

TEAM INFORMATION

Home Ice (Cap., Built).....Honda Center (17,174, 1993)
Mailing Address.....2695 E. Katella Ave.
 Anaheim, CA 92806
Telephone.....714.940.2900
Fax.....714.940.2953
Website.....anaheimducks.com
Twitter.....@AnaheimDucks
Founded.....1993-94
Stanley Cup Titles.....2007
Colors.....Black, Gold, Orange and Silver

DIRECTORY

Owners.....Henry & Susan Samuelli
Chief Executive Officer.....Michael Schulman
EVP/General Manager.....Bob Murray
Head Coach.....Bruce Boudreau
Assistant Coach.....Brad Lauer
Assistant Coach.....Trent Yawney
Assistant Coach.....Scott Niedermayer
Goaltending Consultant.....Dwayne Rolson

WILD VS. ANAHEIM DUCKS

2013-14 Wild Record: 1-1-1 (0-0-1 at Xcel Energy Center, 1-1-0 at Anaheim)

All-Time Wild Record: 24-21-5 (13-7-4 at Xcel Energy Center, 11-14-1 at Anaheim)

DATE	OPP.	Scoring By Period					Shots By Period					Power Plays	Penalties/ Minutes	Game-Winning Goal	Goalie (Saves-Shots)	Attn.
		1	2	3	OT	F	1	2	3	OT	T					
	ANA	2	1	0	1	4	10	8	6	6	30	1-3	5-13		Hiller (30-33)	
10/5	MIN	1	1	1	0	3	8	17	6	2	33	2-4	4-11		Backstrom (26-30)	18,213
	MIN	0	0	1	-	1	10	7	7	-	24	1-1	3-6		Harding (29-31)	
12/11	ANA	0	2	0	-	2	11	14	6	-	31	0-2	2-4	Perry	Hiller (23-24)	15,252
	MIN	1	1	2	-	4	11	11	11	-	33	1-5	4-8	Parise (3)	Kuemper (31-33)	
1/28	ANA	1	0	1	-	2	11	4	18	-	33	1-3	6-12		Hiller (29-33)	15,020
TOTALS		Scoring By Period					Shots By Period					Power Plays (Percentage)	Penalties/ Minutes		Goaltenders (Record, Saves-Shots)	
		1	2	3	OT	F	1	2	3	OT	T					
	ANA	3	3	1	1	8	32	26	30	6	94	2-8 (25.0)	14-29		Hiller (2-1-0, 82-90)	
	MIN	2	2	4	0	8	29	35	24	2	90	4-9 (44.4)	11-25	Backstrom (0-0-1, 26-30); Harding (0-1-0, 29-31); Kuemper (1-0-0, 31-33)		

SERIES NOTES

2013-14: Minnesota went 1-1-1 in three games against Anaheim...The Ducks won the first two meetings with a 4-3 OT victory at Xcel Energy Center (10/5) and a 2-1 win at Honda Center (12/11) while the Wild won the last contest, 4-2, in Anaheim (1/28)...**LW Zach Parise** led the Wild with five points (3-2=5) against Anaheim...**RW Jason Pominville** had four points (3-1=4) and **D Ryan Suter** tallied three assists...**G Niklas Backstrom** stopped 26-of-30 shots in the first contest, **G Josh Harding** made 29 saves in the second and **G Darcy Kuemper** stopped 31 shots in his first career win against the Ducks...**C Mathieu Perreault** (2-1=3), **C Ryan Getzlaf** (0-3=3) and **RW Corey Perry** (1-2=3) led Anaheim with three points each...**G Jonas Hiller** went 2-1-0 with a 2.62 GAA and a .911 SV% in three matches.

WILD LEADERS: **C Mikko Koivu** owns 23 points (8-15=23) in 30 contests...Suter has 17 points (2-15=17) in 33 matches...**LW Matt Cooke** has 15 points (9-6=15) in 36 games...Pominville owns 12 points (4-8=12) in 11 games...Parise has 10 points (5-5=10) in 12 games.

WILD GOALIES: Backstrom is 8-7-1 with a 2.53 GAA, .912 SV% and one shutout in 16 career starts...Harding is 3-5-0 with a 2.54 GAA, .917 SV% and one shutout in eight starts...Kuemper is 1-1-0 with a 2.54 GAA and a .919 SV% in two starts vs. the Ducks.

DUCKS LEADERS: Perry (16-15=31) and Getzlaf (8-23=31) each have 31 points against the Wild in 32 contests...**C Ryan Kesler** owns 29 points (22-7=29) in 50 contests.

DUCKS GOALIES: **G Jason LaBarbera** is 1-0-3 with a 3.15 GAA and a .891 SV% in five games (four starts)...**G Frederik Andersen** and **G John Gibson** have not faced the Wild.

CONNECTIONS: **Chuck Fletcher** worked for the Ducks from 2002-06, serving as Director of Hockey Operations, Assistant General Manager and Vice President of Amateur Scouting and Player Development...**Brent Flahr** served as an Amateur Scout for the Ducks from 2003-07...**RW Tim Jackman** played at Park Center High School and spent two seasons at Minnesota State University, Mankato (2000-02)...**LW Dany Heatley** tallied 102 points (47-55=102) with 54 penalty minutes, 15 power-play goals and six game-winning goals in 194 games with the Wild (2011-14)...**D Clayton Stoner** was drafted by Minnesota in the third round of the 2004 NHL Entry Draft (79th overall), netting 31 points (4-27=31) with 296 penalty minutes in 227 games over five seasons (2009-14).

FAST FACTS: The Ducks swept the Wild in the 2003 Western Conference Finals and defeated the Wild 4-1 in the 2007 Western Conference Quarterfinals...Minnesota played its first-ever game at Anaheim and lost 3-1 (10/6/00).

2014-2015 MATCHUPS

Fri.	10/17	Honda Center 9:00 P.M.	Fri.	3/13	Xcel Energy Center 7:00 P.M.
Fri.	12/5	Xcel Energy Center 7:00 P.M.			

TEAM INFORMATION

Home Ice (Cap., Built).....Gila River Arena (17,125, 2003)
Mailing Address.....9400 W. Maryland Avenue
 Glendale, AZ 85305
Telephone.....623.772.3200
Fax.....623.872.2000
Website.....arizonacoyotes.com
Twitter.....@ArizonaCoyotes
Founded.....1979-80 (Relocated from Winnipeg in 1996)
Stanley Cup Titles.....None
Colors.....Black, Brick Red and Desert Sand

DIRECTORY

Co-Owner/President/CEO/Alt. Gov......Anthony LeBlanc
Co-Owner/Chairman/Governor.....George Gosbee
EVP & General Manager.....Don Maloney
Head Coach.....Dave Tippett
Associate Coach.....Jim Playfair
Assistant Coach.....Newell Brown
Asst. to the GM/Goaltending Coach.....Sean Burke

WILD VS. ARIZONA COYOTES

2013-14 Wild Record: 2-1-0 (1-0-0 at Xcel Energy Center, 1-1-0 at Arizona)

All-Time Wild Record: 22-20-5 (11-9-3 at Xcel Energy Center, 11-11-2 at Arizona)

DATE	OPP.	Scoring By Period					Shots By Period					Power Plays	Penalties/ Minutes	Game-Winning Goal	Goalie (Saves-Shots)	Attn.
		1	2	3	OT	F	1	2	3	OT	T					
	MIN	0	1	0	-	1	10	8	4	-	22	0-2	1-2		Backstrom (32-34)	
2/4	PHX	1	1	0	-	2	17	6	11	-	34	0-1	2-4	Hanzal	Smith (21-22)	9,508
	MIN	2	2	0	-	4	8	11	4	-	23	1-5	6-15	Spurgeon (1)	Backstrom (25-28)	
2/28	PHX	0	1	2	-	3	11	5	12	-	28	0-3	7-17	Smith (15-19); LaBarbera (4-4)		11,547
	PHX	0	2	1	0	3	10	9	8	0	27	0-2	6-18	LaBarbera (33-37)		
3/27	MIN	1	1	1	1	4	8	14	10	5	37	0-4	4-14	Koivu (3)	Backstrom (24-27)	19,076
TOTALS		Scoring By Period					Shots By Period					Power Plays (Percentage)	Penalties/ Minutes		Goaltenders (Record, Saves-Shots)	
		1	2	3	OT	F	1	2	3	OT	T					
	PHX	1	4	3	0	8	17	11	10	0	38	0-6 (0.00)	15-23		LaBarbera (0-0-1, 37-41); Smith (0-1-0, 36-41)	
	MIN	3	4	1	1	9	10	8	8	5	31	1-11 (9.0)	11-31		Backstrom (2-1-0, 81-89);	

SERIES NOTES

2013-14: The Wild won the season series 2-1-0 against the Coyotes...Minnesota lost the first meeting, 3-1, at Xcel Energy Center (11/27) and won both meetings at Jobing.com Arena, 4-1 (1/9) and 3-1 (3/29)...**C Kyle Brodziak** (1-2=3), **RW Nino Niederreiter** (0-3=3) and **LW Justin Fontaine** (3-0=3) led the Wild with three points apiece...Fontaine recorded his first career hat trick in the second game becoming the first rookie in Wild history to score three goals in a game...**G Niklas Backstrom** went 1-1-0 with a 1.50 GAA and a .954 SV% in two starts...**G Ilya Bryzgalov** made 23 saves in the final game to earn the win...**LW Mikkel Boedker** (3-0=3) and **RW Shane Doan** (0-3=3) led Arizona with three points each...**RW Radim Vrbata** netted two goals for the Coyotes...**G Thomas Greiss** went 1-1-0 with a 1.51 GAA and a .948 SV% in two starts...**G Mike Smith** earned the loss in the second game stopping 25-of-28 shots.

WILD LEADERS: **C Mikko Koivu** has 24 points (6-18=24) in 28 games against Arizona...Brodziak has 17 points (8-9=17) in 27 games...**LW Zach Parise** has nine points (6-3=9) in nine career matches.

WILD GOALIES: Backstrom is 14-10-0 with a 2.14 GAA, .931 SV% and three shutouts in 24 career starts against the Coyotes...**G Josh Harding** is 1-0-0 with a 0.66 GAA and a .980 SV% in two starts...**G Darcy Kuemper** has not faced Arizona.

COYOTES LEADERS: Doan has 36 points (12-24=36) in 49 games against Minnesota...**RW Martin Erat** has 27 points (12-15=27) in 39 matches...**D Keith Yandle** has 10 points (2-8=10) in 23 contests.

COYOTES GOALIES: Smith is 4-6-1 with a 2.13 GAA, a .912 SV% and two shutouts in 11 games (nine starts)...**G Devan Dubnyk** is 1-4-0 with a 2.88 GAA and a .907 SV% in six games (five starts).

CONNECTIONS: **D Keith Ballard** played three seasons with Arizona and collected 87 points (19-68=87) in 233 games (2005-08)...Coyotes Head Coach **Dave Tippett** was assisted by **Rick Wilson** in Dallas, while also coaching **Darryl Sydor**...**D Zbynek Michalek** skated in 22 games with Minnesota in 2003-04.

FAST FACT: Minnesota is 2-6-0 in the last eight games played against Arizona at Xcel Energy Center following a seven game home winning streak (1/24/06-1/13/09), while posting a 6-2-0 record in the last eight games in Arizona.

2014-2015 MATCHUPS

Thur.	10/23	Xcel Energy Center 7:00 P.M.	Sat.	1/17	Xcel Energy Center 8:00 P.M.
Sat.	12/13	Gila River Arena 7:00 P.M.			

TEAM INFORMATION

Home Ice (Cap., Built).....TD Garden (17,565, 1995)
Mailing Address.....100 Legends Way
 Boston, MA 02114
Telephone.....617.624.2327
Fax.....617.523.7184
Website.....bostonbruins.com
Twitter.....@NHLBruins
Founded.....1924-25
Stanley Cup Titles.....6; 1929, 1939, 1941, 1970, 1972, 2011
Colors.....Gold, Black and White

DIRECTORY

President & Alternate Governor.....Cam Neely
GM & Alternate Governor.....Peter Chiarelli
Head Coach.....Claude Julien
Assistant Coach.....Doug Houda
Assistant Coach.....Doug Jarvis
Assistant Coach.....Joe Sacco
Goaltending Coach.....Bob Essensa

WILD VS. BOSTON BRUINS

2013-14 Wild Record: 1-1-0 (1-0-0 at Xcel Energy Center, 0-1-0 at Boston)

All-Time Wild Record: 11-2-1 (5-1-1 at Xcel Energy Center, 6-1-0 at Boston)

DATE	OPP.	Scoring By Period				Shots By Period				Power Plays	Penalties/Minutes	Game-Winning Goal	Goalie (Saves-Shots)	Attn.
		1	2	3	OT	F	1	2	3	OT	T			
3/17	MIN	0	1	0	—	1	10	8	16	—	34	0-1	TM Kuemper (25-28)	
	BOS	0	2	2	—	4	8	11	9	—	29	0-0	Eriksson Rask (33-34)	17,565
	BOS	2	1	0	0	3	6	9	7	2	24	2-5	3-6 Rask (21-24)	
4/8	MIN	2	0	1	0	4	9	4	5	6	24	1-2	5-10 Koivu (50)	18,893
													Bryzgalov (21-24)	
TOTALS		1	2	3	OT	F	1	2	3	OT	T	Power Plays (Percentage)	Goalies (Record, Saves-Shots)	
	BOS	2	3	2	0	7	14	20	16	2	53	2-5 (40.0)	4-8 Rask (1-0-1, 54-58)	
	MIN	2	1	1	0	5	19	12	21	6	58	1-3 (33.3)	5-10 Kuemper (0-1-0, 25-28); Bryzgalov (1-0-0, 21-24)	

SERIES NOTES

2013-14: For the first time in franchise history, Minnesota lost at TD Garden, dropping a 4-1 contest (3/17) before winning the the second meeting in a shootout, 4-3, at Xcel Energy Center (4/8)...RW **Jason Pominville** led the Wild with four points (3-1=4) as **C Mikko Koivu** (0-2=2) and **D Ryan Suter** (1-1=2) registered two points...G **Darcy Kuemper** made 25-of-28 saves in the first contest...G **Ilya Bryzgalov** stopped 21 shots through overtime in the second contest and all three shootout attempts...D **Zdeno Chara** led Boston with four assists...C **Patrice Bergeron** (1-1=2), RW **Loui Eriksson** (2-0=2), RW **Jarome Iginla** (2-0=2) and RW **Reilly Smith** (2-0=2) each tallied two points...G **Tuukka Rask** went 1-0-1 with a 1.92 GAA and a .931 SV% in two starts.

WILD LEADERS: LW **Thomas Vanek** leads the Wild with 62 points (30-32=62) in 55 games — his most points versus any NHL team...Pominville has 44 points (18-26=44) in 51 matches vs. Boston...LW **Zach Parise** has 18 points (7-11=18) in 27 games...Suter has six points (1-5=6) in eight contests.

WILD GOALIES: G **Niklas Backstrom** is 4-0-1 with a 0.98 GAA, a .969 SV% and two shutouts in five starts against the Bruins... Kuemper is 0-1-0 with a 3.05 GAA and a .893 SV% in one career start...G **Josh Harding** has not faced Boston.

BRUINS LEADERS: Eriksson owns 27 points (9-18=27) in 29 contests...C **Marc Savard** has 13 points (6-7=13) in 16 games...C **Patrice Bergeron** has six points (2-4=6) in eight matches.

BRUINS GOALIES: Rask is 2-1-1 with a 1.68 GAA and a .942 SV% in four starts vs. Minnesota...G **Niklas Svedberg** has not faced the Wild.

CONNECTIONS: RW **Charlie Coyle** is a native of East Weymouth, Mass., and played at Boston University (2010-12)...D **Chris Casto** hails from Stillwater and played two seasons at University of Minnesota-Duluth (2011-2013).

FAST FACTS: The Bruins scored their first power-play goals in the last meeting (4/8/14) between the two teams and is just 2-for-41 against Minnesota through 14 all-time meetings...The Wild is 17-for-59 (28.8%) with the man advantage against Boston.

2014-2015 MATCHUPS

Tue.	10/28	TD Garden	6:00 P.M.	Wed.	12/17	Xcel Energy Center	7:00 P.M.

TEAM INFORMATION

Home Ice (Cap., Built).....First Niagara Center (19,070, 1996)
Mailing Address.....One Seymour Knox III Plaza,
 Buffalo, NY 14203
Telephone.....716.855.4100
Fax.....716.855.4110
Website.....sabres.com
Twitter.....@BuffaloSabres
Founded.....1970-71
Stanley Cup Titles.....None
Colors.....Navy, Blue, Gold and Silver

DIRECTORY

General Manager.....Tim Murray
Head Coach.....Ted Nolan
Assistant Coach.....Bryan Trottier
Assistant Coach.....Danny Flynn
Assistant Coach.....Tom Coolen
Goaltender Coach.....Arturs Irbe

WILD VS. BUFFALO SABRES

2013-14 Wild Record: 2-0-0 (1-0-0 at Xcel Energy Center, 1-0-0 at Buffalo)

All-Time Wild Record: 7-5-2 (2-3-2 at Xcel Energy Center, 5-2-0 at Buffalo)

DATE	OPP.	Scoring By Period				Shots By Period				Power Plays	Penalties/Minutes	Game-Winning Goal	Goalie (Saves-Shots)	Attn.
		1	2	3	OT	F	1	2	3	OT	T			
10/14	MIN	1	1	0	—	2	6	8	6	—	20	1-3	5-13 Pominville (1)	
	BUF	0	1	0	—	1	5	12	6	—	23	0-4	4-11 TM Enroth (18-20)	18,111
	BUF	0	0	1	—	1	7	5	8	—	20	0-4	6-12 Miller (28-31)	
1/2	MIN	0	3	1	—	4	8	15	8	—	31	0-4	6-12 Pominville (5)	18,229
													Backstrom (19-20)	
TOTALS		1	2	3	OT	F	1	2	3	OT	T	Power Plays (Percentage)	Goalies (Record, Saves-Shots)	
	BUF	0	1	1	—	2	12	17	14	—	43	0-8 (0.00)	10-23 Enroth (0-1-0, 18-20); Miller (0-1-0, 28-31)	
	MIN	1	4	1	—	6	14	23	14	—	51	1-7 (14.3)	11-25 Harding (1-0-0, 22-23); Backstrom (1-0-0, 19-20)	

SERIES NOTES

2013-14: The Wild won the season series 2-0-0...Minnesota earned its victories, 2-1, at First Niagara Center (10/14) and 4-1 at Xcel Energy Center (1/2)...C **Mikko Koivu** led the Wild with three assists...C **Kyle Brodziak** (2-0=2), RW **Jason Pominville** (2-0=2), LW **Matt Cooke** (0-2=2) and **D Ryan Suter** (0-2=2) each scored two points apiece...G **Josh Harding** made 22 saves in the first meeting and G **Niklas Backstrom** stopped 19-of-20 in the second...C **Brian Flynn** and **D Tyler Myers** scored the two goals for Buffalo...G **Jonas Enroth** stopped 18-of-20 shots on net in the first contest and G **Ryan Miller** made 28 saves in the last.

WILD LEADERS: LW **Zach Parise** has 17 points (8-9=17) in 27 games...Cooke has 12 points (3-9=12) in 31 matches...Suter has five assists in eight contests.

WILD GOALIES: Harding is 3-1-0 with a 1.50 GAA and a .957 SV% in four starts against Buffalo...Backstrom is 1-0-1 with a 2.48 GAA and a .886 SV% in two starts...G **Darcy Kuemper** has not faced the Sabres.

SABRES LEADERS: RW **Brian Gionta** has eight points (5-3=8) in nine games against the Wild...RW **Torrey Mitchell** has eight points (2-5=7) in 13 contests.

SABRES GOALIES: Enroth is 1-1-0 with a 2.01 GAA and a .913 SV% in two starts...G **Michal Neuvirth** is 0-1-0 with a 2.05 GAA and a .882 SV% in one career start.

CONNECTIONS: D **Keith Ballard** was selected by the Sabres with the 11th overall pick in the 2002 NHL Entry Draft...RW **Jason Pominville** was selected by Buffalo in the second-round (No. 55 overall) of the 2001 NHL Entry Draft and collected 456 points (185-271=456) in 578 regular season contests during nine seasons with Buffalo, before being acquired by Minnesota on April 3, 2013...LW **Thomas Vanek** was selected by the Sabres in the first round (fifth overall) in the 2003 NHL Entry Draft and netted 497 points (254-243=497) over 598 games in nine seasons (2005-14)...RW **Drew Stafford** played two seasons at Shattuck-St. Mary's (2001-03)...G **Matt Hackett** was drafted by Minnesota in the 2009 NHL Entry Draft (77th overall) and went 3-7-0 with a 2.63 GAA and .914 SV% in 13 games (eight starts) over two seasons (2011-13) with the Wild...He was traded to Buffalo along with Johan Larsson, a first round pick in 2013 and a second round pick in 2014 in exchange for Pominville and a fourth round pick in the 2014 NHL Entry Draft...LW **Matt Moulson** and C **Cody McCormick** were acquired from Buffalo in exchange for RW **Torrey Mitchell** and a 2014 and 2016 second-round draft pick March 5, 2014... Mitchell played in 103 games for Minnesota, netting 17 points (5-12=17) over two seasons (2012-14)...Moulson tallied 13 points (6-7=13) in 20 games while McCormick earned a goal and an assist in 14 games with the Wild before both players re-signed with the Sabres on July 1.

FAST FACT: The Wild is 4-1-2 in its last seven games against the Sabres, outscoring Buffalo 20-16 in those games.

2014-2015 MATCHUPS

Thur.	11/13	Xcel Energy Center	7:00 P.M.	Thur.	1/15	First Niagara Center	6:00 P.M.

TEAM INFORMATION

Home Ice (Cap., Built)..... Scotiabank Saddledome (19,289, 1983)
Mailing Address..... Box 1540, Station M
 Calgary, Alberta T2P 3B9
Telephone..... 403.777.2177
Fax..... 403.777.2195
Website..... calgaryflames.com
Twitter..... @NHLFlames
Founded..... 1972-73 (Relocated from Atlanta in 1980)
Stanley Cup Titles..... 1989
Colors..... Red, White, Black and Gold

DIRECTORY

Chairman..... N. Murray Edwards
President & CEO..... Ken King
President of Hockey Operations..... Brian Burke
General Manager..... Brad Treliving
Head Coach..... Bob Hartley
Associate Coach..... Jacques Cloutier
Assistant Coach..... Martin Gelinas
Goaltender Coach..... Jordan Sigalet

WILD VS. CALGARY FLAMES

2013-14 Wild Record: 2-0-1 (2-0-0 at Xcel Energy Center, 0-0-1 at Calgary)
All-Time Wild Record: 31-34-12 (20-12-7 at Xcel Energy Center, 11-22-5 at Calgary)

DATE	OPP.	Scoring By Period					Shots By Period					Power Plays	Penalties/ Minutes	Game-Winning Goal	Goalie (Saves-Shots)	Attn.
		1	2	3	OT	F	1	2	3	OT	T					
11/5	CGY	1	0	0	-	1	8	9	8	-	25	0-4	6-23		Berra (19-24)	
	MIN	1	1	3	-	5	7	8	9	-	24	1-3	6-15	Parise (2)	Harding (24-25)	17,708
	MIN	0	1	2	0	3	6	4	12	1	23	1-4	5-10		Kuemper (28-32)	
2/1	CGY	1	1	1	1	4	7	18	4	3	32	0-4	5-10	Backlund	Ramo (6-6); BERRA (14-17)	19,289
	CGY	0	1	1	-	2	7	7	9	-	23	0-1	2-4		Berra (24-27)	
3/3	MIN	0	1	2	-	3	9	12	6	-	27	1-2	1-2	Parise (4)	Kuemper (21-23)	18,543
TOTALS		Scoring By Period					Shots By Period					Power Plays (Percentage)	Penalties/ Minutes		Goaltenders (Record, Saves-Shots)	
		1	2	3	OT	F	1	2	3	OT	T					
	CGY	2	2	2	1	7	22	34	21	3	80	0-9 (0.00)	13-37		Berra (1-2-0, 57-68); Ramo (0-0-0, 6-6)	
	MIN	1	3	7	0	11	22	24	27	1	74	3-9 (33.3)	12-27	Kuemper (1-0-1, 49-55); Harding (1-0-0, 24-25)		

SERIES NOTES

2013-14: Minnesota went 2-0-1 in three games against Calgary...the Wild won 5-1 (11/5) and 3-2 (3/3) at Xcel Energy Center while the Flames earned a 4-3 overtime victory at Scotiabank Saddledome (2/1)...**LW Zach Parise** led the team with five points (3-2=5)...**C Kyle Brodziak** (1-2=3), **LW Matt Cooke** (1-2=3), **C Mikael Granlund** (0-3=3), **C Mikko Koivu** (1-2=3) and **D Ryan Suter** (0-3=3) each collected three points...**G Darcy Kuemper** went 1-0-1 with a 2.95 GAA and a .891 SV% in two starts...**G Josh Harding** made 24 saves in the first meeting...**D Mark Giordano** (1-2=3) and **LW T.J. Galiardi** (1-2=3) led the Flames with three points apiece...**C Mikael Backlund** (2-0=2), **D Dennis Wideman** (1-1=2) and **D Chris Butler** (0-2=2) had two points each...**G Karri Ramo** started the game stopping all six shots faced before suffering a lower-body injury in the first period of the first meeting...**G Reto Berra** went 1-2-0 with a 4.05 GAA and a .838 SV% in three games (two starts).

WILD LEADERS: Koivu has 26 points (9-17=26) in 50 games vs. Calgary...Brodziak owns 22 points (5-17=22) in 41 contests...Parise has 13 points (8-5=13) in 12 games.

WILD GOALIES: **G Niklas Backstrom** is 16-11-5 with a 1.92 GAA, a .930 SV% and five shutouts in 36 career games (35 starts) vs. the Flames...Harding is 3-5-1 with a 2.29 GAA and a .921 SV% in 10 games (seven starts)... Kuemper is 1-0-1 with a 2.95 GAA and a .891 SV% in two starts.

FLAMES LEADERS: Giordano has 14 points (6-8=14) in 31 games...**LW Mason Raymond** has 16 points (9-7=16) in 28 matches.

FLAMES GOALIES: **G Jonas Hiller** is 11-5-1 with a 2.39 GAA, a .914 SV% and one shutout in 19 games (17 starts) vs. Minnesota...Ramo stopped all six shots faced in his first career start playing just 17:32.

CONNECTIONS: **C Markus Granlund** is the younger brother of Wild **C Mikael Granlund**... **LW Devin Setoguchi** collected 63 points (32-31=63) in 117 games with Minnesota (2011-13).

FAST FACT: The Wild is 8-4-1 in its last 13 games at the Saddledome after starting 3-18-4.

2014-2015 MATCHUPS

Thur.	1/29	Scotiabank Saddledome	8:00 P.M.	Fri.	3/27	Xcel Energy Center	7:00 P.M.
Wed.	2/18	Scotiabank Saddledome	8:30 P.M.				

TEAM INFORMATION

Home Ice (Cap., Built)..... PNC Arena (18,680, 1999)
Mailing Address..... 1400 Edwards Mill Road
 Raleigh, NC 27607
Telephone..... 919.467.7825
Fax..... 919.462.0123
Website..... carolinahurricanes.com
Twitter..... @NHLCanes
Founded..... 1979-80 (Relocated from Hartford in 1997)
Stanley Cup Titles..... 2006
Colors..... Red, White, Black and Silver

DIRECTORY

CEO/Owner/Governor..... Peter Karmanos, Jr.
EVP & General Manager..... Ron Francis
Head Coach..... Bill Peters
Assistant Coach..... Rob Brind'Amour
Assistant Coach..... Steve Smith
Goaltending Coach..... David Marcoux

WILD VS. CAROLINA HURRICANES

2013-14 Wild Record: 2-0-0 (1-0-0 at Xcel Energy Center, 1-0-0 at Carolina)
All-Time Wild Record: 6-6-4 (5-3-2 at Xcel Energy Center, 1-3-2 at Carolina)

DATE	OPP.	Scoring By Period					Shots By Period					Power Plays	Penalties/ Minutes	Game-Winning Goal	Goalie (Saves-Shots)	Attn.
		1	2	3	OT	F	1	2	3	OT	T					
	CAR	0	1	0	-	1	9	12	7	-	28	1-5	5-10		Parise (1) Ward (0-5); Peters (19-21)	
10/24	MIN	2	0	1	-	3	10	6	11	-	27	2-5	5-10		Harding (20-21); Backstrom (0-7)	17,668
	MIN	1	1	0	0	3	13	10	6	1	30	0-4	3-6		Harding (27-29)	
11/9	CAR	1	1	0	0	2	11	10	5	3	29	0-3	4-8	Koivu (SO)	Peters (28-30)	14,704
TOTALS		Scoring By Period					Shots By Period					Power Plays (Percentage)	Penalties/ Minutes		Goaltenders (Record, Saves-Shots)	
		1	2	3	OT	F	1	2	3	OT	T					
	CAR	1	2	0	0	3	20	22	12	3	57	1-8 (12.5)	9-18		Ward (0-0-0, 0-5); Peters (0-1-1, 47-51)	
	MIN	3	1	1	0	6	23	16	17	1	57	2-9 (22.2)	8-16	Backstrom (0-0-0, 0-7); Harding (2-0-0, 47-50)		

SERIES NOTES

2013-14: The Wild won the season series 2-0-0...Minnesota earned a 3-1 win at Xcel Energy Center (10/24) and a 3-2 shootout win at PNC Arena (11/9)...**D Jared Spurgeon** and **D Ryan Suter** led Minnesota tallying two assists each...**LW Dany Heatley** netted his first goal of the season on an empty-net to seal Minnesota's victory in the first contest...**RW Nino Niederreiter**, **LW Zach Parise**, **RW Jason Pominville** and **RW Justin Fontaine** also netted goals for the Wild...**G Josh Harding** went 2-0-0 with a 1.71 GAA and a .940 SV% in two starts...He earned the victory in the first meeting despite leaving the game after the second period with a lower-body injury, he made 20 saves in the win...**G Niklas Backstrom** finished the second meeting in relief of Harding, stopping all seven shots faced...**RW Alexander Semin** led the Hurricanes with two points (1-1=2)...**G Cam Ward** started the first game stopping all five shots faced before leaving the game in the first with a lower-body injury...**G Justin Peters** went 0-1-1 with a 2.00 GAA and a .922 SV% in two games (one start).

WILD LEADERS: Pominville has 26 points (14-12=26) in 32 games...Parise has 22 points (14-8=22) in 26 contests...**LW Thomas Vanek** has 32 points (13-19=32) in 31 matches against Carolina.

WILD GOALIES: Backstrom is 3-1-2 with a 2.62 GAA and a .913 SV% in six starts vs. the Hurricanes...Harding is 2-1-0 with a 2.19 GAA and a .923 SV% in three starts...**G Darcy Kuemper** has not faced Carolina.

HURRICANES LEADERS: **D John-Michel Liles** leads Carolina with 16 points (6-10=16) in 46 matches against Minnesota...**C Eric Staal** (1-5=6) has six points in 10 games.

HURRICANES GOALIES: **G Cam Ward** is 3-0-1 with a 2.76 GAA and a .915 SV% in six starts against Minnesota...**G Anton Khudobin** has not faced the Wild.

CONNECTIONS: Khudobin was selected by Minnesota in the seventh-round (206th overall) of the 2004 NHL Entry Draft and appeared in six games with the Wild (2009-11)...**D Justin Faulk** is a native of South St. Paul.

FAST FACT: The Wild claimed a 3-2 shootout victory in its last meeting at PNC Arena (11/9/13)...Minnesota has now earned at least one win in all current NHL buildings.

2014-2015 MATCHUPS

Sat.	2/14	Xcel Energy Center	7:00 P.M.	Fri.	3/6	PNC Arena	6:00 P.M.
------	------	--------------------	-----------	------	-----	-----------	-----------

TEAM INFORMATION

Home Ice (Cap., Built)..... United Center (19,717, 1994)
Mailing Address..... 1901 W. Madison Street
 Chicago, IL 60612
 Telephone..... 312.455.7000
 Fax..... 312.455.7042
Website..... chicagoblackhawks.com
Twitter..... @NHLBlackhawks
Founded..... 1926-27
Stanley Cup Titles..... 5; 1934, 1938, 1961, 2010, 2013
Colors..... Red, White and Black

DIRECTORY

Chairman..... W. Rockwell "Rocky" Wirtz
President/CEO..... John F. McDonough
Vice President/General Manager..... Stan Bowman
Head Coach..... Joel Quenneville
Assistant Coach..... Mike Kitchen
Assistant Coach..... Kevin Dineen
Goaltending Coach..... Jimmy Waite

WILD VS. CHICAGO BLACKHAWKS

2013-14 Wild Record: 3-1-1 (2-1-0 at Xcel Energy Center, 1-0-1 at Chicago)

All-Time Wild Record: 30-19-3 (17-9-1 at Xcel Energy Center, 13-10-2 at Chicago)

DATE	OPP.	Scoring By Period					Shots By Period					Power Plays	Penalties/ Minutes	Game-Winning Goal	Goalie	
		1	2	3	OT	F	1	2	3	OT	T				(Saves-Shots)	Attn.
10/26	MIN	1	2	2	—	5	8	12	5	—	25	1-5	7-14	Pominville (2)	Backstrom (33-36)	21,521
	CHI	0	1	2	—	3	11	11	14	—	36	1-7	5-10			
10/28	CHI	1	2	2	—	5	7	11	10	—	28	1-3	6-20	Brookbank	Crawford (29-30)	18,685
	MIN	0	1	0	—	1	10	13	7	—	30	0-3	6-20			
12/5	CHI	0	1	2	—	3	7	8	4	—	19	1-2	3-6	Scandella (1)	Crawford (19-23)	18,852
	MIN	1	1	2	—	4	8	8	7	—	23	2-3	2-4			
1/23	CHI	0	0	1	—	1	6	11	17	—	34	0-1	4-8	Cooke (3)	Raanta (17-19)	19,226
	MIN	2	0	0	—	2	10	6	3	—	19	0-3	1-2			
4/3	MIN	1	0	1	0	2	9	10	6	2	27	0-1	2-4	Hossa (SO)	Bryzgalov (24-26)	21,791
	CHI	0	1	1	0	3	5	10	8	3	26	0-1	2-4			
TOTALS	Scoring By Period					Shots By Period					Power Plays	Penalties/ Minutes	Goaltenders			
	1	2	3	OT	F	1	2	3	OT	T	(Percentage)			(Record, Saves-Shots)		
	CHI	1	5	8	0	15	36	51	53	3	143	3-14 (21.4)	20-48	Raanta (0-1-0, 17-19); Crawford (2-2-0, 93-105)		
	MIN	5	4	5	0	14	45	49	28	2	124	3-15 (20.0)	18-44	Backstrom (1-1-0, 56-64); Harding (1-0-0, 16-19); Kuemper (1-0-0, 33-34); Bryzgalov (0-0-1, 24-26)		

SERIES NOTES

2013-14: The Wild won the season series 3-1-1. Minnesota took the first meeting, 5-3, at United Center (10/26) and two of three games played at Xcel Energy Center, 4-3 (12/5) and 2-1 (1/23). Chicago won the first match in Saint Paul, 5-1 (10/28) and earned a 3-2 shootout victory at home (4/3). RW Jason Pominville led Minnesota with five points (4-1=5) against the Blackhawks. C Mikael Granlund (0-4=4) and RW Justin Fontaine (1-3=4) registered four points each. LW Matt Cooke (2-1=3), D Jared Spurgeon (0-3=3) and D Ryan Suter (0-3=3) had three points each. G Niklas Backstrom went 1-1-0 with a 4.00 GAA and a .875 SV% in the first two matches. G Josh Harding made 16 saves in the third meeting. G Darcy Kuemper stopped 33-of-34 shots to earn the win in the fourth meeting. G Ilya Bryzgalov made 24 saves in the final meeting. D Nick Leddy led the Blackhawks with six points (1-5=6). RW Patrick Kane (3-2=5) earned five points. LW Brandon Saad (2-2=4) tallied four points. G Corey Crawford went 2-2-0 with a 2.98 GAA and a .886 SV% in four contests. G Antti Raanta stopped 17-of-19 shots in his first career action against Minnesota (1/29/14).

WILD LEADERS: Suter leads the Wild with 29 points (4-25=29) in 52 games vs. Chicago, his highest point total against any team. C Mikko Koivu has 23 points (4-19=23) in 33 matches. Cooke has 17 points (8-9=17) in 39 games. Pominville has nine points (7-2=9) in 12 contests.

WILD GOALIES: G Niklas Backstrom is 6-9-1 with a 2.82 GAA, a .913 SV% and one shutout in 16 starts (17 games). G Josh Harding is 7-3-0 with a 2.58 GAA, a .918 SV% and one shutout in 10 starts (11 games). Kuemper is 1-0-0 with a 1.22 GAA and a .959 SV% in two career games (one start).

BLACKHAWKS LEADERS: RW Marian Hossa has 22 points (11-11=22) in 27 games against Minnesota. C Jonathan Toews owns 19 points (6-13=19) in 22 contests. Kane has 19 points (9-10=19) in 27 contests. D Duncan Keith has 16 points (5-11=16) in 33 contests.

BLACKHAWKS GOALIES: Crawford is 5-3-2 with a 2.38 GAA and a .906 SV% in 11 games (10 starts) against Minnesota. Raanta is 0-1-0 with a 2.08 GAA and a .895 SV% in one career start.

CONNECTIONS: Bob Mason appeared in 41 games for Chicago in 1987-88. D Nick Leddy is a native of Eden Prairie.

FAST FACTS: The Wild stormed back from a four-goal deficit in the third period for a 6-5 shootout win at Xcel Energy Center (1/9/10). Minnesota is 6-3-1 in its last 10 games against Chicago with seven of the contests being decided by one goal and four going to a shootout.

2014-2015 MATCHUPS

Tue.	12/16	United Center	7:30 P.M.	Tue.	2/3	Xcel Energy Center	7:00 P.M.
Thur.	1/8	Xcel Energy Center	7:00 P.M.	Tue.	4/7	United Center	7:30 P.M.
Sun.	1/11	United Center	7:00 P.M.				

TEAM INFORMATION

Home Ice (Cap., Built)..... Pepsi Center (18,007, 1999)
Mailing Address..... 1000 Chopper Circle
 Denver, CO 80204
 Telephone..... 303.405.1100
 Fax..... 303.893.0614
Website..... coloradoavalanche.com
Twitter..... @Avalanche
Founded..... 1979-80 (Relocated from Quebec in 1995)
Stanley Cup Titles..... 2; 1996, 2001
Colors..... Burgundy, Silver, Blue and Black

DIRECTORY

Owner..... E. Stanley Kroenke
President & Governor..... Josh Kroenke
EVP of Hockey Ops & Alt. Governor..... Joe Sakic
General Manager & Alt. Governor..... Greg Sherman
Head Coach..... Patrick Roy
Assistant Coach..... Tim Army
Assistant Coach..... Andre Tourigny
Goaltending Consultant..... Francois Allaire

WILD VS. COLORADO AVALANCHE

2013-14 Wild Record: 1-3-1 (0-2-0 at Xcel Energy Center, 1-1-1 at Colorado)

All-Time Wild Record: 37-32-10 (20-14-5 at Xcel Energy Center, 17-18-5 at Colorado)

All-time Wild Record: 97-52-15 (22-14-8 at Xcel Energy Center, 17-16-5 at Colorado)																		
DATE	OPP.	Scoring By Period					Shots By Period					Power Plays	Penalties/ Minutes	Game-Winning Goal	Goalie (Saves-Shots)	Attn.		
		1	2	3	OT	F	1	2	3	OT	T							
11/29	COL	1	1	1	—	3	8	8	4	—	21	0-2	4-19	MacKinnon	Giguere (27-28)	19,081		
	MIN	0	1	0	—	1	6	6	16	—	28	0-2	3-6		Harding (18-20)			
11/30	MIN	0	0	2	0	2	11	11	11	4	37	—	—		Harding (23-25)	17,857		
	COL	1	1	0	0	3	11	8	3	3	25	—	—	O'Reilly (SO)	Varlamov (35-37)			
12/14	MIN	0	0	1	0	2	6	10	10	1	27	0-1	2-4	Koivu (SO)	Harding (26-27)	16,188		
	COL	0	1	0	0	1	11	9	5	2	27	0-2	1-2		Varlamov (26-27)			
1/11	COL	0	2	2	—	4	3	9	6	—	18	0-3	2-4	O'Reilly	Varlamov (25-27)	19,117		
	MIN	0	2	0	—	2	7	7	13	—	27	0-2	3-6		Backstrom (14-17)			
1/30	MIN	1	0	3	—	4	7	11	17	—	35	1-3	9-32		Kuemper (19-23); BACKSTROM (8-9)	14,697		
	COL	1	3	1	—	5	10	18	4	—	32	0-4	8-30	MacKinnon	Varlamov (31-35)			
TOTALS		1	2	3	OT	F	1	2	3	OT	T	Power Plays (Percentage)	Penalties/ Minutes	Goaltenders (Record, Saves-Shots)				
	COL	3	8	4	0	16	43	52	22	5	123	0-11 (0.00)	19-55	Giguere (1-0-0, 27-28); Varlamov (3-0-1, 115-126)				
	MIN	1	3	6	0	11	37	45	67	5	154	1-8 (12.5)	17-48	Backstrom (0-2-0, 22-26); Kuemper (0-0-0, 19-23); Harding (1-1-1, 67-72)				

SERIES NOTES

2013-14: The Wild went 1-3-1 against the Avalanche. Colorado claimed both games at Xcel Energy Center, 3-1 (11/29) and 4-2 (1/11). The Wild earned points in two-of-three contests at Pepsi Center with a 3-2 shootout loss (11/30), a 2-1 shootout win (12/14) and a 4-2 loss (1/30). LW Zach Parise led Minnesota with five points (2-3=5) against Colorado. LW Dany Heatley (1-3=4) and RW Jason Pominville (1-3=4) tallied four points apiece. C Mikael Granlund had three points (1-2=3) in two games. G Josh Harding went 1-1-1 with a 1.59 GAA and a .931 SV% in three starts. G Niklas Backstrom went 0-2-0 with a 2.93 GAA and a .846 SV% in two games (one start). G Darcy Kuemper stopped 19-of-23 shots in the last meeting. LW Gabriel Landeskog (3-3=6) and C John Mitchell (1-5=6) led Colorado with six points each. C Nathan MacKinnon (3-2=5) registered five points. C Ryan O'Reilly (3-1=4) and C Maxime Talbot (3-1=4) had four points each. G Jean-Sebastien Giguere made 27 saves in the first game. G Semyon Varlamov went 3-0-1 with a 2.16 GAA and a .929 SV% in four starts.

WILD LEADERS: C Mikko Koivu has 38 points (15-23=38) in 49 games against Colorado. C Kyle Brodziak has 21 points (7-14=21) in 42 games. D Ryan Suter has 20 points (1-19=20) in 38 games. Parise has 17 points (5-12=17) in 16 matches.

WILD GOALIES: Backstrom is 24-7-3 with a 2.25 GAA, a .924 SV% and four shutouts in 34 career games against Colorado (33 starts). Harding is 4-3-2 with a 1.89 GAA, a .930 SV% and one shutout in 11 games (nine starts). Kuemper allowed four goals on 23 shots in his first career appearance (1/30/14).

AVALANCHE LEADERS: RW Jarome Iginla is the all-time leader against the Wild in points (67), goals (37), shots (236) and game-winning goals (10), is tied for first in plus-minus rating (plus-19), is tied for second in games played (71) and second in power-play goals (10) and is tied for third in assists (30). LW Alex Tanguay has 46 points (16-30=46) in 59 games vs. Minnesota, the fifth highest total by a Wild opponent. C Matt Duchene has 15 points (5-10=15) in 26 games. Landeskog has 14 points (6-8=14) in 15 matches.

AVALANCHE GOALIES: Varlamov is 7-4-1 with a 2.13 GAA, a .929 SV% and one shutout in 12 games (11 starts). G Reto Berra is 1-2-0 with a 4.04 GAA and .838 SV% in three contests (two starts).

CONNECTIONS: Darby Hendrickson skated in 20 games with Colorado in 2003-04. D Erik Johnson hails from Bloomington. LW Patrick Bordeleau was selected by Minnesota in the fourth-round (114th overall) of the 2004 NHL Entry Draft.

FAST FACTS: The Wild recorded its first-ever playoff series win rallying from a three-games-to-one deficit over the Avalanche in the 2003 Western Conference Quarterfinal. The Avalanche defeated the Wild in six games in the 2008 Western Conference Quarterfinal. Minnesota defeated Colorado in seven games in the 2014 Western Conference Quarterfinal. The Wild is 13-3-3 in its last 19 games played at Pepsi Center.

2014-2015 MATCHUPS

Thur.	10/9	Xcel Energy Center	8:00 P.M.	Sat.	2/28	Pepsi Center	9:00 P.M.
Sat.	10/11	Pepsi Center	8:00 P.M.	Sun.	3/8	Xcel Energy Center	5:00 P.M.
Sat.	2/7	Xcel Energy Center	7:00 P.M.				

TEAM INFORMATION

Home Ice (Cap., Built)..... Nationwide Arena (18,144, 2000)
Mailing Address..... 200 W. Nationwide Blvd.
 Columbus, OH 43215
Telephone..... 614.246.4625
Fax..... 614.246.4007
Website..... bluejackets.com
Twitter..... @BlueJacketsNHL
Founded..... 2000-01
Stanley Cup Titles..... None
Colors..... Red, White, Capital Blue and Electric Green

DIRECTORY

Majority Owner/Governor..... John P. McConnell
President of Hockey Operations & Alt. Governor..... John Davidson
General Manager..... Jarmo Kekalainen
Head Coach..... Todd Richards
Associate Coach..... Craig Hartsburg
Assistant Coach..... Brad Larsen
Goaltending Coach..... Ian Clark

WILD VS. COLUMBUS BLUE JACKETS

2013-14 Wild Record: 0-1-1 (0-0-1 at Xcel Energy Center, 0-1-0 at Columbus)
All-Time Wild Record: 23-17-8 (16-5-4 at Xcel Energy Center, 7-12-4 at Columbus)

DATE	OPP.	Scoring By Period					Shots By Period				Power Plays	Penalties/ Minutes	Game-Winning Goal	Goalie (Saves-Shots)	Attn.
		1	2	3	OT	F	1	2	3	OT					
12/6	MIN	0	0	0	—	0	7	8	5	—	20	0-4	5-10	Backstrom (37-41)	
	CBJ	0	2	2	—	4	9	18	14	—	41	1-3	5-10	Atkinson	11,319
	CBJ	0	1	0	0	2	11	11	6	1	29	0-0	1-2	Johansen (SO)	
3/15	MIN	0	0	1	0	1	12	12	8	1	33	0-1	0-0	Kuemper (28-29)	19,042
	CBJ	0	3	2	0	6	20	29	20	1	70	1-3 (33.3)	6-12	McElhinney (1-0-0, 20-20); Bobrovsky (1-0-0, 32-33)	
	MIN	0	0	1	0	1	19	20	13	1	53	0-5 (0.00)	5-10	Backstrom (0-1-0, 37-41); Kuemper (0-0-1, 28-29)	
TOTALS		1	2	3	OT	F	1	2	3	OT	T	Power Plays (Percentage)	Penalties/ Minutes	Goaltenders (Record, Saves-Shots)	

SERIES NOTES

2013-14: The Wild suffered a 4-0 shutout loss in the first meeting of the season at Nationwide Arena (12/6) and earned a point in a shootout loss at Xcel Energy Center, 2-1 (3/15)...LW **Zach Parise** scored the lone goal for Minnesota while RW **Jason Pominville** and D **Ryan Suter** earned assists...G **Niklas Backstrom** made 37 saves in the first contest...G **Darcy Kuemper** stopped 28-of-29 shots through overtime in the second contest and stopped one of four shootout attempts...LW **Nick Foligno** (1-1=2), C **Ryan Johansen** (0-2=2) and LW R.J. Umberger (1-1=2) led Columbus with two points apiece...G **Curtis McElhinney** stopped all 20 shots on net to earn his first shutout of the season in the first game while G **Sergei Bobrovsky** made 32 saves through overtime and stopped two-of-four shootout attempts in the second game.

WILD LEADERS: Suter has 25 points (2-23=25) in 47 contests...C **Mikko Koivu** has 24 points (8-16=24) in 28 games...Pominville has 12 points (8-4=12) in 12 career games...Parise has seven points (3-4=7) in 10 matches.

WILD GOALIES: Backstrom is 11-6-2 with a 2.21 GAA, a .923 SV% and one shutout in 20 career starts...G **Josh Harding** is 1-2-0 with a 3.68 GAA and a .880 SV% in three starts...Kuemper is 0-0-1 with a 0.92 GAA and a .966 SV% in one career start.

BLUE JACKETS LEADERS: D **Jack Johnson** has 14 points (3-11=14) in 22 contests vs. Minnesota...D **James Wisniewski** owns 10 points (2-8=10) in 23 contests.

BLUE JACKETS GOALIES: Bobrovsky is 3-1-0 with a 1.68 GAA and a .939 SV% in four starts against the Wild...McElhinney is 2-1-1 with a 2.22 GAA, .913 SV% and one shutout in five games (four starts).

CONNECTIONS: Columbus Head Coach **Todd Richards** served as the Wild's Head Coach from 2009-11...**Darryl Sydor** played 49 games for the Blue Jackets in 2003-04.

FAST FACT: Backstrom's 24-save shutout on April 7, 2013 was the first in franchise history at Nationwide Arena.

2014-2015 MATCHUPS

Wed.	12/31	Nationwide Arena	6:00 P.M.	Mon.	1/19	Xcel Energy Center	7:00 P.M.
------	-------	------------------	-----------	------	------	--------------------	-----------

TEAM INFORMATION

Home Ice (Cap., Built)..... American Airlines Center (18,532, 2001)
Mailing Address..... 2601 Avenue of the Stars
 Frisco, Texas 75034
Telephone..... 214.387.5500
Fax..... 214.387.5564
Website..... dallasstars.com
Twitter..... @DallasStars
Founded..... 1967-68 (Relocated from Minnesota in 1993)
Stanley Cup Titles..... 1999
Colors..... Victory Green, Silver and Black

DIRECTORY

Owner & Governor..... Tom Gaglardi
President/CEO/Alt. Governor..... Jim Lites
General Manager..... Jim Nill
Head Coach..... Lindy Ruff
Assistant Coach..... Curt Fraser
Assistant Coach..... James Patrick
Goaltending Coach..... Mike Valley

WILD VS. DALLAS STARS

2013-14 Wild Record: 2-2-0 (2-0-0 at Xcel Energy Center, 0-2-0 at Dallas)
All-Time Wild Record: 18-25-8 (14-9-2 at Xcel Energy Center, 4-16-6 at Dallas)

DATE	OPP.	Scoring By Period					Shots By Period				Power Plays	Penalties/ Minutes	Game-Winning Goal	Goalie (Saves-Shots)	Attn.
		1	2	3	OT	F	1	2	3	OT					
10/12	DAL	0	1	0	—	1	7	6	6	—	19	1-3	4-8	Ellis (31-36)	
	MIN	2	2	1	—	5	12	13	11	—	36	2-4	3-6	Cooke (2)	18,278
	DAL	0	1	1	0	2	9	13	11	2	35	1-3	3-8	Lehtonen (16-19)	
1/18	MIN	1	1	0	1	3	3	6	8	2	19	0-3	4-8	Prosser (2)	19,192
	MIN	0	0	0	—	0	3	6	9	—	18	0-3	10-23	Kuemper (32-36)	
1/21	DAL	2	1	1	—	4	12	16	8	—	36	2-7	6-15	Fiddler	11,191
	MIN	1	1	1	—	3	9	18	8	—	35	1-4	5-21	Kuemper (34-38)	
3/08	DAL	1	1	2	—	4	7	13	18	—	38	2-5	4-8	Cole	19,109
	DAL	3	4	4	0	11	35	48	43	2	128	6-18(33.3)	17-39	Ellis (0-0-1, 31-36); Lehtonen (2-0-1, 60-66)	
	MIN	4	4	2	1	11	27	43	36	2	108	3-14 (21.4)	22-58	Harding (1-0-0, 18-19); Kuemper (1-2-0, 99-109)	
TOTALS		1	2	3	OT	F	1	2	3	OT	T	Power Plays (Percentage)	Penalties/ Minutes	Goaltenders (Record, Saves-Shots)	

SERIES NOTES

2013-14: Minnesota went 2-2-0 against Dallas...The Wild won the first two meetings at Xcel Energy Center, 5-1 (10/12) and 3-2 in overtime (1/18), while the Stars won the last two meetings at American Airlines Center, 4-0 (1/21) and 4-3 (3/8)...LW Matt Moulson had five points (2-3=5) in three games...D **Jonas Brodin** (0-3=3) and RW **Nino Niederreiter** (1-2=3) had three points each...C **Erik Haula** tallied two goals in three games...G **Josh Harding** stopped 18-of-19 shots to earn the win in the first contest...G **Darcy Kuemper** went 1-2-0 with a 3.31 GAA and a .908 SV% in three starts...C **Tyler Seguin** led Dallas with five points (1-4=5)...D **Alex Goligoski** tallied four assists...RW Alex Chiasson (2-1=3) and LW **Erik Cole** (2-1=3) registered three points each...G Dan Ellis made 31 saves in the first game...G **Kari Lehtonen** went 1-0-1 with a 2.13 GAA, a .909 SV% and one shutout in three starts...G Tim Thomas earned the win in the last meeting stopping all six shots faced in 13:23 of the third period in relief of Lehtonen.

WILD LEADERS: C **Mikko Koivu** owns 21 points (9-12=21) in 25 contests...LW **Zach Parise** has 17 points (9-8=17) in 14 games...C **Kyle Brodziak** has 13 points (6-7=13) in 28 matches.

WILD GOALIES: G **Niklas Backstrom** is 5-7-5 with a 2.83 GAA and a .895 SV% in 17 games (16 starts)...Harding is 3-1-0 with a 2.37 GAA, a .911 SV% and one shutout in six games (four starts)...Kuemper is 1-2-0 with a 3.31 GAA and a .908 SV% in three starts against Dallas.

STARS LEADERS: C **Shawn Horcoff** owns 30 points (12-18=30) in 62 games against Minnesota...RW **Ales Hemsley** has 16 points (7-9=16) in 46 matches...LW **Jamie Benn** owns 11 points (7-4=11) in 16 games.

STARS GOALIES: Lehtonen is 7-5-1 with a 2.74 GAA, a .900 SV% and three shutouts in 15 starts...G **Anders Lindback** is 1-0-0 with a 1.71 GAA and a .925 SV% in two games (one start) against Minnesota.

CONNECTIONS: Darryl Sydor had three stints playing with Dallas (1995-2003, 2006-07, 2008-09), helping the Stars win a Stanley Cup in 1999...Rick Wilson spent 16 seasons coaching with the Stars franchise...D **Alex Goligoski** is a native of Grand Rapids.

FAST FACTS: Minnesota snapped a 16-game winless streak (0-11-5) in Dallas with a 7-4 victory at American Airlines Center (3/25/13)...The Dallas Stars were known as the Minnesota North Stars from 1967-93, before moving to the Lone Star State prior to the 1993-94 season.

2014-2015 MATCHUPS

Sat.	11/1	Xcel Energy Center	7:00 P.M.	Sat.	1/3	American Airlines Center	7:00 P.M.
Sat.	11/15	American Airlines Center	1:00 P.M.	Sun.	2/22	Xcel Energy Center	7:00 P.M.
Fri.	11/28	American Airlines Center	7:30 P.M.				

TEAM INFORMATION

Home Ice (Cap., Built).....	Joe Louis Arena (20,027, 1979)
Mailing Address.....	19 Steve Yzerman Drive Detroit, MI 48226
Telephone.....	313.394.7000
Fax.....	313.567.0296
Website.....	detroitredwings.com
Twitter.....	@DetroitRedWings
Founded.....	1926-27
Stanley Cup Titles.....	11; 1936, 1937, 1943, 1950, 1952, 1954 1955, 1997, 1998, 2002, 2008
Colors.....	Red and White

DIRECTORY

Owner & Governor.....	Mike Ilitch
President & CEO.....	Christopher Ilitch
Executive V.P. & General Manager.....	Ken Holland
Head Coach.....	Mike Babcock
Assistant Coach.....	Tony Granato
Assistant Coach.....	Jim Hiller
Assistant Coach.....	Andrew Brewer
Goaltending Coach.....	Jim Bedard

WILD VS. DETROIT RED WINGS

2013-14 Wild Record: 1-1-0 (0-1-0 at Xcel Energy Center, 1-0-0 at Detroit)

All-Time Wild Record: 15-25-9 (7-9-8 at Xcel Energy Center, 8-16-1 at Detroit)

DATE	OPP.	Scoring By Period					Shots By Period					Power Plays	Penalties/ Minutes	Game-Winning Goal	Goalie (Saves-Shots)	Attn.
		1	2	3	OT	F	1	2	3	OT	T					
3/22	DET	1	1	1	-	3	9	8	13	-	30	2-2	4-8	Nyquist	Howard (28-30)	19,176
	MIN	1	0	1	-	2	11	8	11	-	30	1-3	3-6		Kuemper (27-30)	
	MIN	0	1	2	1	4	12	7	5	1	25	1-3	2-4		Bryzgalov (13-16)	
3/23	DET	2	0	1	0	3	6	4	6	0	16	1-2	3-6	Moulson (4)	Howard (21-25)	20,066
	DET	1	2	3	OT	F	1	2	3	OT	T					
	MIN	1	1	3	1	6	23	15	16	1	55	2-6 (33.3)	5-10	Kuemper (0-1-0, 27-30); Bryzgalov (1-0-0, 13-16)		

SERIES NOTES

2013-14: Minnesota went 1-1-0 in a home-and-home series...The Wild lost, 3-2, at Xcel Energy Center (3/22) and earned a 4-3 overtime victory at Joe Louis Arena (3/23)...**C Charlie Coyle** (2-1=3), **C Mikko Koivu** (1-2=3) and LW Matt Moulson (1-2=3) each led Minnesota with three points...**G Darcy Kuemper** stopped 27-of-30 shots in the first meeting while G Ilya Bryzgalov made 13 saves in the second meeting...RW **Gustav Nyquist** (3-0=3) and **D Brendan Smith** (1-2=3) led Detroit with three points in two games...**D Jakub Kindl** (0-2=2), **C David Legwand** (1-1=2), **C Riley Sheahan** (0-2=2) and LW **Tomas Tatar** (1-1=2) each registered two points...**G Jimmy Howard** went 1-0-1 with a 2.95 GAA and a .891 SV% in two starts.

WILD LEADERS: D **Ryan Suter** paces the Wild with 22 points (4-18=22) in 52 games against Detroit...Koivu has 18 points (6-12=18) in 27 games...LW **Matt Cooke** owns 17 points (8-9=17) in 39 contests.

WILD GOALIES: G **Niklas Backstrom** is 2-4-2 with a 3.11 GAA and a .915 SV% in 11 games (nine starts)...**G Josh Harding** is 4-6-2 with a 3.40 GAA, a .905 SV% and one shutout in 13 games (12 starts)...Kuemper is 1-1-0 with a 2.54 GAA and a .918 SV% in two career starts.

RED WINGS LEADERS: C **Henrik Zetterberg** owns 34 points (15-19=34) in 36 games...C **Pavel Datsyuk** has 28 points (9-19=28) in 39 matches...RW **Johan Franzen** has 24 points (13-11=24) in 28 games.

RED WINGS GOALIES: Howard is 10-3-3 with a 2.21 GAA, a .907 SV% and one shutout in 16 starts vs. Minnesota...G **Jonas Gustavsson** is 1-1-0 with a 2.54 GAA and a .902 SV% in two starts.

CONNECTIONS: Rick Wilson skated in 77 games with Detroit in 1976-77.

FAST FACT: Minnesota is 5-3-1 against Detroit over the last three seasons and has earned a point in nine of the last 11 games played at Xcel Energy Center (4-2-5).

2014-2015 MATCHUPS

Tue.	1/20	Joe Louis Arena	6:30 P.M.	Sat.	4/4	Xcel Energy Center	6:00 P.M.
------	------	-----------------	-----------	------	-----	--------------------	-----------

TEAM INFORMATION

Home Ice (Cap., Built).....	Rexall Place (16,839, 1974)
Mailing Address.....	11230 - 110th Street Edmonton, Alberta T6S 3H7
Telephone.....	780.414.4625
Fax.....	780.409.5848
Website.....	edmontonoilers.com
Twitter.....	@EdmontonOilers
Founded.....	1979-80
Stanley Cup Titles.....	5; 1984, 1985, 1987, 1988, 1990
Colors.....	Midnight Blue, White, Metallic Copper, Red

DIRECTORY

Owner & Governor.....	Daryl A. Katz
President, Hockey Ops & Vice Chair OEG.....	Kevin Lowe
Vice Chair OEG.....	Bob Nicholson
President & COO OEG.....	Patrick LaForge
General Manager.....	Craig MacTavish
Head Coach.....	Dallas Eakins
Assistant Coach.....	Keith Acton
Assistant Coach.....	Craig Ramsay
Assistant Coach.....	Rocky Thompson
Goaltending Coach.....	Frederic Chabot

WILD VS. EDMONTON OILERS

2013-14 Wild Record: 2-0-1 (1-0-1 at Xcel Energy Center, 1-0-0 at Edmonton)

All-Time Wild Record: 43-23-10 (24-11-3 at Xcel, 19-12-7 at Edmonton)

DATE	OPP.	Scoring By Period					Shots By Period					Power Plays	Penalties/ Minutes	Game-Winning Goal	Goalie (Saves-Shots)	Attn.
		1	2	3	OT	F	1	2	3	OT	T					
1/16	EDM	0	1	0	-	1	9	7	5	-	21	0-4	5-13		Scrivens (29-33)	
	MIN	1	2	1	-	4	7	15	11	-	33	0-3	6-15	Prosser (1)	Kuemper (20-21)	18,037
	MIN	1	1	1	-	3	6	10	5	-	21	0-2	8-19		Kuemper (21-21)	
2/27	EDM	0	0	0	-	0	6	10	5	-	21	0-4	6-15		Scrivens (18-21)	16,839
	EDM	1	0	2	0	4	10	6	7	3	26	0-3	4-8	Hall (SO)	Fasth (28-31)	
3/11	MIN	3	0	0	0	3	9	9	13	0	31	1-5	3-6		Kuemper (23-26)	18,650
TOTALS		Scoring By Period					Shots By Period					Power Plays (Percentage)	Penalties/ Minutes		Goaltenders (Record, Saves-Shots)	
		1	2	3	OT	F	1	2	3	OT	T					
	EDM	1	1	2	0	4	25	23	17	3	68	0-11 (0.00)	15-36		Fasth (1-0-0, 28-31); Scrivens (0-2-0, 47-54)	
	MIN	5	3	2	0	10	22	34	29	0	85	1-9 (11.1)	17-40		Kuemper (2-0-1, 64-68)	

SERIES NOTES

2013-14: The Wild won the season series 2-0-1...Minnesota won the first season meeting, 4-1, at Xcel Energy Center (1/16) and the second meeting, 3-0, at Rexall Place (2/27) while earning a point in a shootout loss, 4-3, in Saint Paul (3/11)...RW **Jason Pominville** (2-2=4) and C **Mikael Granlund** (1-3=4) led the Wild with four points apiece...LW **Dany Heatley** (1-2=3) and LW **Zach Parise** (1-2=3) each scored three points over three games...**G Darcy Kuemper** went 2-0-1 with a 1.30 GAA, .941 SV% and one shutout in three starts...RW **Jordan Eberle** led the Oilers with three points (2-1=3) and D **Andrew Ference** tallied two assists...G **Ben Scrivens** is 0-2-0 with a 3.50 GAA and a .870 SV% in two starts while G **Viktor Fasth** made 28-of-31 saves in the last contest.

WILD LEADERS: C **Mikko Koivu** has 38 points (6-32=38) in 50 games against Edmonton, T-1st for his highest total against any team...D **Ryan Suter** has 18 points (3-15=18) in 35 games...Pominville has 10 points (3-7=10) in 10 games...Granlund has five points (2-3=5) in six career matches.

WILD GOALIES: G **Niklas Backstrom** is 25-4-1 with a 1.91 GAA, a .928 SV% and four shutouts in 32 career starts against the Oilers...**G Josh Harding** is 2-5-1 with a 2.87 GAA, a .902 SV% and one shutout in 12 games (seven starts)...Kuemper is 2-0-1 with a 1.30 GAA, .941 SV% and one shutout in three starts.

OILERS LEADERS: Eberle has 17 points (6-11=17) in 18 games...LW **David Perron** owns 10 points (5-5=10) in 18 contests...LW **Taylor Hall** has nine points (3-6=9) in 15 matches.

OILERS GOALIES: Fasth is 2-0-0 with a 1.92 GAA and a .931 SV% in two starts...Scrivens is 0-2-0 with a 3.50 GAA and a .870 SV% in two starts.

CONNECTIONS: C **Kyle Brodziak** was acquired from Edmonton in a trade (6/27/09) after spending four seasons with the Oilers (2005-09)... LW **Benoit Pouliot** was selected fourth overall by the Wild in the 2005 NHL Entry Draft and appeared in 65 games with Minnesota (2006-09)...C **Matt Hendricks** is a native of Blaine and went to St. Cloud State (2000-04)...C **Will Acton** hails from Edina while RW **Tyler Pitlick** is a native of Minneapolis.

FAST FACT: The Wild's 19 wins in Edmonton and 43 wins overall are the most against any franchise...G **Niklas Backstrom** suffered his first home loss to the Oilers on April 26, 2013...He is 17-1-0 with a 1.49 GAA, a .942 SV% and four shutouts in 18 home starts against Edmonton.

2014-2015 MATCHUPS

Tue.	1/27	Rexall Place	8:30 P.M.	Tue.	2/24	Xcel Energy Center	7:00 P.M.
Fri.	2/20	Rexall Place	8:00 P.M.				

TEAM INFORMATION

Home Ice (Cap., Built).....BB&T Center (17,040, 1998)
Mailing Address.....One Panther Parkway
 Sunrise, FL 33323
Telephone.....954.835.7000
Fax.....954.835.7700
Website.....floridapanthers.com
Twitter.....@FlaPanthers
Founded.....1993-94
Stanley Cup Titles.....None
Colors.....Red, Navy, Yellow and Gold

DIRECTORY

Chairman, Owner & Governor.....Vincent J. Viola
Vice Chairman, Partner & Alt. Gove......Douglas A. Cifu
President & CEO.....Rory A. Babich
EVP & General Manager.....Dale Tallon
Head Coach.....Gerard Gallant
Assistant Coach.....John Madden
Assistant Coach.....Mike Kelly
Assistant Coach.....Mark Morris
Goaltending Coach.....Robb Tallas

WILD VS. FLORIDA PANTHERS

2013-14 Wild Record: 1-0-1 (1-0-0 at Xcel Energy Center, 0-0-1 at Florida)

All-Time Wild Record: 10-2-3 (5-0-2 at Xcel Energy Center, 5-2-1 at Florida)

DATE	OPP.	Scoring By Period					Shots By Period					Power Plays	Penalties/ Minutes	Game-Winning Goal	Goalie (Saves-Shots)	Attn.
		1	2	3	OT	F	1	2	3	OT	T					
10/19	MIN	0	1	0	0	1	11	13	4	3	31	1-5	5-10		Harding (21-22)	
	FLA	0	0	1	0	2	7	8	6	1	22	1-5	5-10	Huberdeau (SO)	Thomas (30-31)	13,081
11/15	FLA	0	0	2	—	2	3	9	12	—	24	0-3	3-6		Thomas (17-20)	
	MIN	2	0	1	—	3	10	5	5	—	20	0-3	3-6	Coyle (1)	Harding (22-24)	18,102
TOTALS		Scoring By Period					Shots By Period					Power Plays (Percentage)	Penalties/ Minutes	Goaltenders (Record, Saves-Shots)		
		1	2	3	OT	F	1	2	3	OT	T					
	FLA	0	0	3	0	4	10	17	18	1	46	1-8 (12.5)	8-16	Thomas (1-1-0, 47-51)		
	MIN	2	1	1	0	4	21	18	9	3	51	1-8 (12.5)	8-16	Harding (1-0-1, 43-46)		

SERIES NOTES

2013-14: The Panthers won the first meeting of the season in a 2-1 shootout at BB&T Center (10/19) and the Wild earned the victory in the second meeting, 3-2, at Xcel Energy Center (11/15)...**C Mikko Koivu** (0-2=2) and **RW Jason Pominville** (1-1=2) led Minnesota with two points apiece...**D Jonas Brodin**, **C Charlie Coyle** and **LW Zach Parise** also netted a goal during the series...**G Josh Harding** went 1-0-1 with a 1.44 GAA and a .935 SV% in two starts...**C Aleksander Barkov**, **C Jonathan Huberdeau** and **RW Tomas Kopecky** netted the three goals for the Panthers...**G Tim Thomas** went 1-1-0 with a 1.94 GAA and a .922 SV% in his first career starts against Minnesota.

WILD LEADERS: **LW Thomas Vanek** has 32 points (21-11=32) in 33 matches against Florida...Pominville has 31 points (12-19=31) in 32 contests...Parise owns 18 points (8-10=18) in 26 games.

WILD GOALIES: **G Niklas Backstrom** is 5-0-1 with a 1.95 GAA and a .941 SV% in six career starts against the Panthers...Harding is 1-0-1 with a 1.44 GAA and a .935 SV% in two starts...**G Darcy Kuemper** has not faced Florida.

PANTHERS LEADERS: **C Jussi Jokinen** has 17 points (4-13=17) in 19 games...**RW Scottie Upshall** has 14 points (8-6=14) in 18 contests...**D Brian Campbell** has 14 points (1-13=14) in 21 matches.

PANTHERS GOALIES: **G Dan Ellis** is 2-5-1 with a 3.21 GAA, .886 SV% and one shutout in 10 games (nine starts)...**G Roberto Luongo** is 17-15-6 with a 2.65 GAA, .905 SV% and five shutouts in 38 career starts against the Wild.

CONNECTIONS: **Chuck Fletcher** spent nine years (1993-2002) in the Panthers front office, working seven seasons as Assistant General Manager and one as Interim General Manager...**Brent Flahr** worked in the Panthers front office from 1996-2003...**D Keith Ballard** spent two seasons with Florida (2008-10)...**C Nick Bjostad** is a native of Minneapolis and played two seasons at the University of Minnesota (2010-2012)...**D Willie Mitchell** skated in 288 games with Minnesota in parts of five seasons (2000-06)...Panthers Assistant Coach **John Madden** played 76 games with Minnesota in 2010-11.

FAST FACT: Luongo is 3-9-3 with a 3.42 GAA, a .879 SV% and one shutout in 15 starts at Xcel Energy Center and has been pulled in three of his last four starts in St. Paul.

2014-2015 MATCHUPS

Mon.	11/24	BB&T Center	6:30 P.M.	Thur.	2/12	Xcel Energy Center	7:00 P.M.
------	-------	-------------	-----------	-------	------	--------------------	-----------

TEAM INFORMATION

Home Ice (Cap., Built).....STAPLES Center (18,230, 1999)
Mailing Address.....1111 South Figueroa St.
 Los Angeles, CA 90015
Telephone.....213.742.7100
Fax.....310.535.4525
Website.....lakings.com
Twitter.....@LAKings
Founded.....1967-68
Stanley Cup Titles.....2; 2012, 2014
Colors.....Black, White and Silver

DIRECTORY

Owner.....Philip F. Anschutz
Owner.....Edward P. Roski, Jr.
President/GM/Alt. Gov......Dean Lombardi
President, Business Ops & Alt. Gov......Luc Robitaille
Head Coach.....Darryl Sutter
Associate Head Coach.....John Stevens
Assistant Coach.....Davis Payne
Goaltending Coach.....Bill Ranford

WILD VS. LOS ANGELES KINGS

2013-14 Wild Record: 2-0-1 (0-0-1 at Xcel Energy Center, 2-0-0 at Los Angeles)

All-Time Wild Record: 23-16-11 (11-7-7 at Xcel Energy Center, 12-9-4 at Los Angeles)

DATE	OPP.	Scoring By Period					Shots By Period					Power Plays	Penalties/ Minutes	Game-Winning Goal	Goalie (Saves-Shots)	Attn.
		1	2	3	OT	F	1	2	3	OT	T					
10/3	LA	1	0	1	0	3	8	3	6	1	18	1-3	7-20		Quick (27-29)	
	MIN	2	0	0	0	2	11	13	5	0	29	1-5	5-16		Backstrom (16-18)	18,511
1/7	MIN	0	0	1	0	2	6	3	6	2	17	0-2	2-4	R Niederreiter (SO)	Kuemper (39-40)	
	LA	0	0	1	0	1	17	13	7	3	40	0-2	2-4		Quick (16-17)	18,118
	MIN	0	1	2	—	3	8	4	8	—	20	1-1	3-6	Koivu (4)	Bryzgalov (18-20)	
3/31	LA	1	1	0	—	2	8	7	5	—	20	0-2	2-4		Quick (17-20)	18,118
TOTALS		Scoring By Period					Shots By Period					Power Plays (Percentage)	Penalties/ Minutes	Goaltenders (Record, Saves-Shots)		
		1	2	3	OT	F	1	2	3	OT	T					
	LA	2	1	2	0	6	33	23	18	4	78	1-7 (14.3)	11-28	Quick (1-1-1, 60-66)		
	MIN	2	1	3	0	7	25	20	19	2	66	2-8 (25.0)	10-26	Backstrom (0-0-1, 16-18); Kuemper (1-0-0, 39-40); Bryzgalov (1-0-0, 18-20)		

SERIES NOTES

2013-14: The Wild went 2-0-1 in three matches against the Kings...Minnesota suffered a 3-2 shootout loss in the season opener at Xcel Energy Center (10/3), earned a 2-1 shootout victory at STAPLES Center in the second meeting (1/7) and won the last meeting in Los Angeles, 3-2 (3/31)...**C Mikael Granlund** (0-4=4) led Minnesota with four points...**LW Matt Moulson** had three points (1-2=3)...**RW Nino Niederreiter** (1-1=2), **C Mikko Koivu** (1-1=2), **LW Zach Parise** (1-1=2) and **RW Jason Pominville** (0-2=2) tallied two points apiece...**G Niklas Backstrom** saved 16-of-18 shots through overtime and allowed goals on both shootout attempts in the first match...**G Darcy Kuemper** made 39 saves through overtime and stopped all four shootout attempts in the second...**G Ilya Bryzgalov** stopped 18-of-20 shots in the final meeting...**RW Jeff Carter** (1-1=2), **C Anze Kopitar** (0-2=2) and **RW Justin Williams** (1-1=2) led Los Angeles with two points each...**G Jonathan Quick** is 1-1-1 with a 1.90 GAA and a .909 SV% in three starts.

WILD LEADERS: Koivu owns 24 points (5-19=24) in 27 games against the Kings...**D Ryan Suter** owns 16 points (1-15=16) in 32 contests...Pominville has 11 points (3-8=11) in 11 matches...Parise has 10 points (3-7=10) in 13 games.

WILD GOALIES: Backstrom is 8-6-4 with a 2.41 GAA, a .912 SV% and two shutouts in 20 career games (19 starts)...**G Josh Harding** is 2-3-0 with a 2.99 GAA and a .899 SV% in six games (four starts)...Kuemper is 1-0-0 with a 0.99 GAA and a .962 SV% in two games (one start).

KINGS LEADERS: Kopitar owns 26 points (8-18=26) in 30 matches against Minnesota...**C Jarret Stoll** has 21 points (9-12=21) in 46 games...Williams owns 18 points (8-10=18) in 22 contests...**RW Dustin Brown** has 16 points (6-10=16) in 33 games.

KINGS GOALIES: Quick is 8-4-3 with a 2.48 GAA and a .895 SV% in 15 starts...**G Martin Jones** has not faced Minnesota.

CONNECTIONS: **RW Marian Gaborik** is the Wild's all-time franchise leader in goals (219), plus-minus rating (plus-54), PPG (59), GWG (43), shots (1,694) and second in points (437) in 502 games...He was selected by Minnesota with the third overall pick in the 2000 NHL Entry Draft...**Rick Wilson** spent three seasons as an Assistant Coach with Los Angeles (1989-92)...**Darryl Sydor** spent his first five NHL seasons with the Kings (1991-96), who drafted him seventh overall in 1990.

FAST FACT: Minnesota is 6-2-1 in its last nine games against Los Angeles with four of the games decided in a shootout and 10-3-4 in the last 17 contests played at Xcel Energy Center.

2014-2015 MATCHUPS

Sun.	10/19	STAPLES Center	2:00 P.M.	Sat.	3/28	Xcel Energy Center	7:00 P.M.
Wed.	11/26	Xcel Energy Center	7:00 P.M.				

TEAM INFORMATION

Home Ice (Cap., Built)..... Bell Centre (21,273, 1996)
Mailing Address..... 1909 Avenue des Canadiens-de-Montreal
 Montreal, Quebec H4B 5G0
Telephone..... 514.932.2582
Fax..... 514.989.2835
Website..... canadiens.com
Twitter..... @CanadiensMTL
Founded..... 1909-10
Stanley Cup Titles..... 24; 1916, 1924, 1930, 1931, 1944, 1946, 1953, 1956, 1957, 1958, 1959, 1960, 1965, 1966, 1968, 1969, 1971, 1973, 1976, 1977, 1978, 1979, 1986, 1993
Colors..... Red, White and Blue

WILD VS. MONTREAL CANADIENS

2013-14 Wild Record: 1-1-0 (1-0-0 at Xcel Energy Center, 0-1-0 at Montreal)

All-Time Wild Record: 5-5-3 (3-2-1 at Xcel Energy Center, 2-3-2 at Montreal)

DATE	OPP.	Scoring By Period					Shots By Period			Power Plays	Penalties/ Minutes	Game-Winning Goal	Goalie (Saves-Shots) Price (21-25)	Attn.
		1	2	3	OT	F	1	2	3					
11/1	MTL	1	0	2	-	3	6	13	12	-	31	1-2	1-2	
	MIN	1	1	2	-	4	7	6	12	-	25	0-1	2-4	Pominville (3) 18,207
	MIN	0	0	2	-	2	7	8	12	-	27	1-3	6-15	Harding (16-19); Kuemper (6-9)
11/19	MTL	0	4	2	-	6	9	11	8	-	28	2-5	4-11	Pacioretty Price (25-27) 21,273
TOTALS		1	2	3	OT	F	1	2	3	OT	T	Goaltenders (Record, Saves-Shots)		
		1	4	4	-	9	15	24	20	-	59	3-7 (42.9)	5-13	Price (1-1-0, 46-52)
		1	1	4	-	6	14	14	24	-	52	1-4 (25.0)	8-19	Harding (1-1-0, 44-50); Kuemper (0-0-0, 6-9)

SERIES NOTES

2013-14: The Wild split the season series, earning a 4-3 victory at Xcel Energy Center (11/1) and suffering a 6-2 defeat at Bell Centre (11/19)...**RW Jason Pominville** (2-1=3) led Minnesota with three points...**D Keith Ballard** (0-2=2), **C Mikael Granlund** (0-2=2) and **RW Nino Niederreiter** (2-0=2) each tallied two points...**G Josh Harding** went 1-1-0 with a 3.87 GAA and a .880 SV% in two starts while **G Darcy Kuemper** made six saves in relief in the last meeting...**D Andrei Markov** (0-4=4) and **D P.K. Subban** (1-3=4) each led Montreal with four points...**LW Max Pacioretty** recorded a hat trick in the last contest and **RW Brendan Gallagher** (1-2=3) registered three points...**G Carey Price** went 1-1-0 with a 3.03 GAA and a .885 SV% in two starts.

WILD LEADERS: **LW Thomas Vanek** owns 38 points (16-22=38) in 53 contests against the Canadiens...**Pominville** has 32 points (10-22=32) in 51 games...**LW Zach Parise** has 24 points (14-10=24) in 28 games.

WILD GOALIES: **G Niklas Backstrom** is 1-1-0 with a 3.10 GAA and a .905 SV% in four games (three starts)...**Harding** is 1-2-1 with a 3.10 GAA and a .882 SV% in four games (three starts)...**Kuemper** stopped six-of-nine shots in his first career action against Montreal (11/19/13).

CANADIENS LEADERS: **RW Rene Bourque** has 17 points (5-12=17) in 27 games against Minnesota...**Subban** (5-5=10) has 10 points in four matches and **C David Desharnais** (1-7=8) has eight points in four contests.

CANADIENS GOALIES: **G Peter Budaj** is 9-9-3 with a 2.63 GAA and a .899 SV% in 24 games (22 starts) vs. the Wild...**Price** is 3-2-0 with a 2.79 GAA and a .894 SV% in five starts.

CONNECTIONS: **Rick Wilson** was drafted by Montreal in the 1970 NHL Entry Draft and skated in 21 games with the Canadiens (1973-74)...**Wild Chief** of Amateur Scouting **Guy Lapointe** helped the Habs to six Stanley Cup championships...**Vanek** skated in 18 games with Montreal during the 2013-14 campaign...He collected 15 points (6-9=15) during the regular season and 10 points (5-5=10) in 17 playoff matches before signing a three-year contract with Minnesota on July 1...**D Jarred Tinordi** hails from Burnsville...**D Tom Gilbert** is a native of Bloomington and played 63 games with Minnesota over two seasons (2011-13).

FAST FACT: Subban became the first defenseman to record a hat trick vs. Minnesota (3/20/11) and Pacioretty's hat trick (11/19/13) are two of the 15 all-time hat tricks against the Wild...LaPointe will have his jersey No. 5 retired by Montreal on Nov. 8.

2014-2015 MATCHUPS

Sat.	11/8	Bell Centre	6:00 P.M.	Wed.	12/3	Xcel Energy Center	6:00 P.M.
------	------	-------------	-----------	------	------	--------------------	-----------

TEAM INFORMATION

Home Ice (Cap., Built)..... Bridgestone Arena (17,113, 1996)
Mailing Address..... 501 Broadway
 Nashville, TN 37203
Telephone..... 615.770.2300
Fax..... 615.770.2309
Website..... nashvillepredators.com
Twitter..... @PredsNHL
Founded..... 1998-99
Stanley Cup Titles..... None
Colors..... Navy Blue, Predators Gold and White

WILD VS. NASHVILLE PREDATORS

2013-14 Wild Record: 3-2-0 (2-1-0 at Xcel Energy Center, 1-1-0 at Nashville)

All-Time Wild Record: 23-22-7 (15-9-3 at Xcel Energy Center, 8-13-4 at Nashville)

DATE	OPP.	Scoring By Period					Shots By Period			Power Plays	Penalties/ Minutes	Game-Winning Goal	Goalie (Saves-Shots)	Attn.
		1	2	3	OT	F	1	2	3					
10/8	NSH	3	0	0	-	3	10	4	11	-	25	2-4	7-17	
	NSH	0	0	0	-	0	3	6	7	-	16	0-2	4-14	Rinne (27-28)
10/22	MIN	0	1	1	-	2	13	11	5	-	29	0-2	4-14	Fontaine (1) 17,651
	MIN	2	0	2	-	4	11	3	9	-	23	0-1	3-9	Heatley (1) Kuemper (23-23)
1/12	NSH	0	0	0	-	0	5	9	9	-	23	0-2	2-7	Mazanec (19-23) 16,221
	NSH	1	1	0	0	2	8	3	6	1	18	0-2	5-10	Hutton (33-36)
2/6	MIN	2	0	0	1	3	9	9	15	3	36	1-5	2-4	Niederreiter (1) Kuemper (16-18) 18,766
	NSH	1	4	2	-	7	11	10	12	-	33	2-4	6-20	Josi Hutton (26-29)
4/13	MIN	2	1	0	-	3	12	8	9	-	29	1-4	7-14	BRYZGALOV(16-21); Curry (10-12) 18,658
TOTALS		1	2	3	OT	F	1	2	3	OT	T	Goaltenders (Record, Saves-Shots)		
		5	5	2	0	12	37	32	45	1	115	4-14 (28.6)	24-68	Hutton (1-0-1, 59-65); Rinne (1-1-0, 59-62); Mazanec (0-1-0, 19-23)
		7	3	3	1	14	58	43	47	3	151	4-16 (25.0)	23-58	Kuemper (2-0-0, 39-41); Harding (1-1-0, 35-36); Curry (0-0-0, 10-12); Bryzgalov (0-1-0, 16-21); Backstrom (0-0-0, 3-5)

SERIES NOTES

2013-14: The Wild won the season series 3-2-0...Minnesota went 2-1-0 at Xcel Energy Center with 2-0 (10/22) and 3-2 (2/6) victories while losing the final game of the season, 7-3 (4/13)...The Wild went 1-1-0 at Bridgestone Arena suffering a 3-2 defeat (10/8) and earning a 4-0 shutout win (1/12)...**LW Zach Parise** (3-2=5) and **RW Jason Pominville** (2-3=5) led the Wild with five points each...**RW Nino Niederreiter** tallied four points (1-3=4)...**G Niklas Backstrom** started the first contest allowing two goals on five shots before suffering a lower body injury...**G Josh Harding** went 1-1-0 with a 0.56 GAA, .972 SV% and one shutout in two games (one start)...**G Darcy Kuemper** went 2-0-0 with a 0.98 GAA, .951 SV% and one shutout in two starts...**G Ilya Bryzgalov** allowed five goals on 21 shots in the last meeting...**C Craig Smith** led the Predators with six points (4-2=6)...**C Calle Jarnkrok** registered three points (1-2=3)...**G Pekka Rinne** went 1-1-0 with a 1.51 GAA and a .952 SV% in two starts...**G Carter Hutton** went 1-0-1 with a 2.95 GAA and a .908 SV% in two starts while **G Marek Mazanec** made 19 saves in the third meeting.

WILD LEADERS: **C Mikko Koivu** owns 31 points (7-24=31) in 29 matches vs. Nashville...**LW Matt Cooke** owns 20 points (5-15=20) in 40 games...**Parise** has 12 points (8-4=12) in 13 games.

WILD GOALIES: Backstrom is 9-5-1 with a 2.66 GAA and a .908 SV% in 16 games (14 starts) against Nashville...**Harding** is 5-6-1 with a 2.52 GAA, a .913 SV% and one shutout in 12 games (11 starts)...**Kuemper** is 2-0-0 with a 0.98 GAA, .951 SV% and one shutout in two starts.

PREDATORS LEADERS: **D Shea Weber** has 16 points (6-10=16) in 31 games...**C Ollie Jokinen** has 17 points (9-8=17) in 33 contests...**C Mike Ribeiro** has 22 points (4-18=22) in 28 matches against Minnesota.

PREDATORS GOALIES: Rinne is 9-4-2 with a 2.01 GAA, a .926 SV% and three shutouts in 16 games (14 starts) vs. the Wild...**Hutton** is 1-0-1 with a 2.95 GAA and a .908 SV% in two career starts...**Mazanec** stopped 19-of-23 shots on net in his first career action against the Wild (1/12/14).

CONNECTIONS: **D Ryan Suter** was selected seventh overall by Nashville in the 2003 NHL Entry Draft and scored 238 points (38- 200=238) and 396 PIM in 542 games before signing with the Wild as a free agent (7/4/12)...**Suter** ranks first on Nashville's all-time list in plus-minus (plus-43), fifth in assists and in games played and tied for eighth in points...**C Matt Cullen**, a native of Virginia, spent three seasons with the Wild collecting 101 points (33- 68=101) in 193 games (2010-13)...**LW Eric Nystrom** skated in 82 games with Minnesota in 2010-11...Nashville Assistant Coach **Phil Housley** is a native of South Saint Paul and previously coached at Stillwater High School.

FAST FACT: Eight of the last 12 contests between the two teams have been decided by one goal...The Predators recorded 16 shots against the Wild on 10/22/13, the lowest total in the all-time series.

2014-2015 MATCHUPS

Sat.	12/20	Xcel Energy Center	7:00 P.M.	Tue.	3/17	Bridgestone Arena	7:00 P.M.
Sat.	1/10	Xcel Energy Center	1:00 P.M.	Thur.	4/9	Bridgestone Arena	7:00 P.M.
Thur.	2/26	Bridgestone Arena	7:30 P.M.				

TEAM INFORMATION

Home Ice (Cap., Built)..... Prudential Center (16,592, 2007)
Mailing Address.....25 Lafayette Street
 Newark, NJ 07102
Telephone.....973.757.6100
Fax.....973.757.6399
Website.....newjerseydevils.com
Twitter.....@NHLDevils
Founded.....1974-75 (Relocated from Colorado in 1982)
Stanley Cup Titles.....3; 1995, 2000, 2003
Colors.....Red, Black and White

DIRECTORY

Owner/Chairman/Governor..... Josh Harris
Owner/Vice Chairman/ Alt. Governor..... David Blitzer
President/GM/Alt. Governor..... Lou Lamoriello
CEO & Alt. Governor..... Scott O'Neil
Head Coach..... Peter DeBoer
Assistant Coach..... Dave Barr
Assistant Coach..... Scott Stevens
Assistant Coach..... Mike Foligno
Goaltending Coach..... Chris Terreri

WILD VS. NEW JERSEY DEVILS

2013-14 Wild Record: 1-0-1 (1-0-0 at Xcel Energy Center, 0-0-1 at New Jersey)

All-Time Wild Record: 4-5-5 (3-2-2 at Xcel Energy Center, 1-3-3 at New Jersey)

DATE	OPP.	Scoring By Period				Shots By Period				Power Plays	Penalties/ Minutes	Game-Winning Goal	Goalie (Saves-Shots)	Attn.
		1	2	3	OT	F	1	2	3	OT	T			
	NJ	0	0	0	—	0	10	5	4	—	19	0-3	Schneider (16-19)	
11/3	MIN	1	1	2	—	4	8	9	3	—	20	1-3	Harding (19-19)	17,571
	MIN	0	0	3	0	3	6	6	10	1	23	1-6	Bryzgalov (25-29)	
3/20	NJ	1	1	1	1	4	10	8	10	1	29	1-4	Schneider (20-23)	14,772
	MIN	1	1	1	1	4	14	15	13	1	43	2-9 (22.2)	Greene	
TOTALS		1	2	3	OT	F	1	2	3	OT	T	(Percentage)	Goaltenders (Record, Saves-Shots)	
	NJ	1	1	1	1	4	20	13	14	1	48	1-7 (14.3)	Schneider (1-1-0, 36-42)	
	MIN	1	1	5	0	7	14	15	13	1	43	2-9 (22.2)	Harding (1-0-0, 19-19); Bryzgalov (0-0-1, 25-29)	

SERIES NOTES

2013-14: The Wild won the first meeting against the Devils with a 4-0 shutout victory at Xcel Energy Center (11/3) and earned a point in a 4-3 overtime loss at Prudential Center (3/20)...RW **Nino Niederreiter** (0-3=3) and RW **Jason Pominville** (1-2=3) each led Minnesota with three points...C **Mikael Granlund** (2-0=2), D **Jared Spurgeon** (0-2=2) and D **Ryan Suter** (1-1=2) tallied two points apiece...G **Josh Harding** stopped all 19 shots faced to earn his second shutout of the season in the first meeting while G **Ilya Bryzgalov** made 25 saves in the second meeting...LW **Patrik Elias** tallied three assists as D **Andy Greene** (1-1=2) and C **Adam Henrique** (0-2=2) registered two points...G **Cory Schneider** went 1-1-0 with a 2.98 GAA and a .857 SV% in two starts.

WILD LEADERS: Pominville has 19 points (10-9=19) in 28 contests against New Jersey...LW **Thomas Vanek** has 14 points (9-5=14) in 31 matches...LW **Matt Cooke** has 10 points (6-4=10) in 34 games.

WILD GOALIES: G **Niklas Backstrom** is 1-2-1 with a 4.11 GAA and a .840 SV% in four career starts against the Devils...Harding is 1-0-0 with a 0.47 GAA, a .983 SV% and one shutout in three games (one start)...G **Darcy Kuemper** has not faced New Jersey.

DEVILS LEADERS: RW **Jaromir Jagr** leads the Devils with 16 points (4-12=16) in 15 career games against Minnesota...C **Mike Cammalleri** leads Calgary with 17 points (7-10=17) in 29 games against Minnesota...RW **Marty Havlat** has 16 points (10-6=16) in 20 games...LW **Ryane Clowe** owns 14 points (3-11=14) in 20 contests...Elias has 11 points (4-7=11) in 12 matches.

DEVILS GOALIES: Schneider is 7-5-0 with a 2.27 GAA and a .913 SV% in 13 games (12 starts).

CONNECTIONS: LW **Zach Parise** was selected 17th overall by New Jersey in the 2003 NHL Entry Draft and totaled 410 points (194-216=410) in 502 games before signing with the Wild as a free agent (7/4/12)...D **Marek Zidlicky** collected 123 points (25-98=123) in 241 games with Minnesota (2008-12)...Havlat compiled 116 points (40-76=116) in 115 games with the Wild (2009-11)...Devils Special Assignment Coach **Jacques Lemaire** coached the Wild from 2000-09...**Dave Barr** was a Wild Assistant Coach from 2009-11.

FAST FACT: Minnesota is 3-0-1 in its last four games vs. New Jersey, outscoring the Devils 13-7.

2014-2015 MATCHUPS

Tue.	11/11	Prudential Center	6:00 P.M.	Tue.	3/10	Xcel Energy Center	7:00 P.M.
------	-------	-------------------	-----------	------	------	--------------------	-----------

TEAM INFORMATION

Home Ice (Cap., Built).....Nassau Veterans' Memorial Coliseum (16,170, 1972)
Mailing Address.....1255 Hempstead Turnpike
 Uniondale, NY 11553
Telephone.....516.501.6700
Fax.....516.501.6850
Website.....newyorkislanders.com
Twitter.....@NYIslanders
Founded.....1972-73
Stanley Cup Titles.....4; 1980, 1981, 1982, 1983
Colors.....Royal Blue and Orange

DIRECTORY

Owner & Governor..... Charles B. Wang
GM/Alt. Gov./President..... Garth Snow
Head Coach..... Jack Capuano
Asst. GM & Assistant Coach..... Doug Weight
Assistant Coach..... Greg Cronin
Assistant Coach..... Bob Corkum
Assistant Coach..... Matt Bertani
Goaltending Coach..... Mike Dunham

WILD VS. NEW YORK ISLANDERS

2013-14 Wild Record: 1-1-0 (0-1-0 at Xcel Energy Center, 1-0-0 at New York)

All-Time Wild Record: 9-6-1 (5-2-1 at Xcel Energy Center, 4-4-0 at New York)

DATE	OPP.	Scoring By Period				Shots By Period				Power Plays	Penalties/ Minutes	Game-Winning Goal	Goalie (Saves-Shots)	Attn.
		1	2	3	OT	F	1	2	3	OT	T			
	NYI	0	2	3	—	5	8	12	11	—	31	0-3	Okposo	
12/29	MIN	1	2	1	—	4	16	7	14	—	37	0-4	Harding (26-31)	18,851
	MIN	2	1	3	—	6	6	11	5	—	22	1-3	Nilsson (16-22)	
3/18	NYI	0	0	0	—	0	16	8	12	—	36	0-3	Moulson (3)	14,888
	MIN	2	1	3	—	6	6	11	5	—	22	1-3	Bryzgalov (36-36)	
TOTALS		1	2	3	OT	F	1	2	3	OT	T	(Percentage)	Goaltenders (Record, Saves-Shots)	
	NYI	0	2	3	—	5	24	20	23	—	67	0-6 (0.00)	Poulin (1-0-0, 33-37); Nilsson (0-1-0, 16-22)	
	MIN	3	3	4	—	10	22	18	19	—	59	1-7 (14.3)	Harding (0-1-0, 26-31); Bryzgalov (1-0-0, 36-36)	

SERIES NOTES

2013-14: Minnesota split the season series with New York as the Islanders took the first contest with a 5-4 victory at Xcel Energy Center (12/29) and the Wild earned a 6-0 shutout victory in the second contest at Nassau Coliseum (3/18)...C **Mikko Koivu** led Minnesota with five assists...RW **Nino Niederreiter** (1-2=3), LW **Matt Moulson** (2-1=3) and RW **Justin Fontaine** (2-1=3) each tallied three points...G **Josh Harding** earned the loss in the first meeting making 26 saves...G **Ilya Bryzgalov** earned his first shutout with Minnesota stopping all 36 shots faced in the second contest...D **Thomas Hickey** (1-2=3) and RW **Kyle Okposo** (2-1=3) led New York with three points each while LW **Thomas Vanek** tallied two assists...G **Kevin Poulin** made 33 saves in his first career start against Minnesota in the first game while G **Anders Nilsson** stopped 16-of-22 shots in the second.

WILD LEADERS: LW **Zach Parise** has 40 points (17-23=40) — his most against any NHL team — in 43 games vs. the Islanders...RW **Jason Pominville** has 26 points (5-21=26) in 29 games...LW **Thomas Vanek** has 21 points (10-11=21) in 30 matches...LW **Matt Cooke** has 16 points (5-11=16) in 34 contests.

WILD GOALIES: G **Niklas Backstrom** is 4-2-1 with a 2.17 GAA and a .921 SV% in seven career starts vs. the Islanders...Harding is 0-1-0 with a 5.04 GAA and a .839 SV% in one start...G **Darcy Kuemper** has not faced New York.

ISLANDERS LEADERS: D **Lubomir Visnovsky** has 12 points (3-9=12) in 35 contests against Minnesota...Okposo has five points (3-2=5) in eight games...C **Frans Nielsen** has four points (1-3=4) in eight matches.

ISLANDERS GOALIES: Nilsson made 16 saves in his first career action last season...G **Jaroslav Halak** is 2-2-3 with a 2.11 GAA, .921 SV% and one shutout in eight career starts.

CONNECTIONS: Niederreiter was selected by the Islanders with the fifth overall pick in the 2010 NHL Entry Draft and skated in 64 games with New York (2010-12)...RW **Cal Clutterbuck** was selected by Minnesota in the third round of the 2006 NHL Entry Draft and collected 110 points and 1,457 hits in 346 contests with the Wild (2007-13)...**Darby Hendrickson** skated in 16 games with the Islanders in 1995-96...Vanek skated in 47 games for the Islanders during the 2013-14 season, tallying 44 points (17-27=44) before being traded to Montreal on March 5, 2014...RW **Kyle Okposo** is from Saint Paul and played one season at the University of Minnesota (2006-07)...C **Brock Nelson** is from Warroad and C **Anders Lee** hails from Edina.

FAST FACT: Nine of the Wild's 16 all-time games against the Islanders have been decided by one goal (5-3-1), including six of the eight matches at Xcel Energy Center (4-1-1).

2014-2015 MATCHUPS

Tue.	12/9	Xcel Energy Center	7:00 P.M.	Tue.	3/24	Nassau Veterans Memorial Coliseum 6:00 P.M.
------	------	--------------------	-----------	------	------	---

TEAM INFORMATION

Home Ice (Cap., Built)..... Madison Square Garden (18,200, 1968)
Mailing Address..... 2 Pennsylvania Plaza, 14th Floor
 New York, NY 10121
Telephone..... 212.465.6486
Fax..... 212.465.6494
Website..... newyorkrangers.com
Twitter..... @NYRangers
Founded..... 1926-27
Stanley Cup Titles..... 4; 1928, 1933, 1940, 1994
Colors..... Blue, Red and White

DIRECTORY

Executive Chairman..... James L. Dolan
President & CEO..... Tad Smith
President/GM/Ait. Gov...... Glen Sather
Head Coach..... Alain Vigneault
Associate Coach..... Scott Arniel
Assistant Coach..... Ulf Samuelsson
Assistant Coach..... Darryl Williams
Assistant Coach/Goalie Coach..... Benoit Allaire

WILD VS. NEW YORK RANGERS

2013-14 Wild Record: 1-1-0 (1-0-0 at Xcel Energy Center, 0-1-0 at New York)

All-Time Wild Record: 6-9-1 (4-4-1 at Xcel Energy Center, 2-5-0 at New York)

DATE	OPP.	Scoring By Period				Shots By Period				Power Plays	Penalties/ Minutes	Game-Winning Goal	Goalie (Saves-Shots)	Attn.
		1	2	3	OT	F	1	2	3	OT	T			
12/22	NYR	1	2	1	—	4	12	17	7	—	36	1-2	3-6 Hagelin	18,006
3/13	MIN	1	0	1	—	2	9	9	8	—	26	0-3	3-6 Parise (5)	18,885
	NYR	0	1	0	—	1	7	7	16	—	30	1-3	3-6 Talbot (24-26)	
	MIN	1	0	1	—	2	9	9	8	—	26	0-3	3-6 Kuemper (29-30)	18,885
TOTALS		1	2	3	OT	F	1	2	3	OT	T	Power Plays (Percentage)	Goaltenders (Record, Saves-Shots)	
	NYR	1	3	1	—	5	19	24	23	—	66	2-5 (40.0)	6-12 Talbot (1-1-0, 48-51)	
	MIN	2	0	1	—	3	20	14	17	—	51	0-5 (0.00)	6-12 Backstrom (0-1-0, 32-36); Kuemper (1-0-0, 29-30)	

SERIES NOTES

2013-14: Minnesota split the season series with New York as the Rangers won the first meeting 4-1 at Madison Square Garden (12/22) and the Wild won the second meeting 2-1 at Xcel Energy Center (3/13)...RW **Jason Pominville** (1-1=2) and C **Mikael Granlund** (0-2=2) led Minnesota with two points...RW **Nino Niederreiter** and LW **Zach Parise** also tallied goals for the Wild...G **Niklas Backstrom** stopped 32-of-36 shots to earn the loss in the first game...G **Darcy Kuemper** earned the win in the second with 29 saves...C **Derick Brassard**, D **Ryan McDonagh** and LW **Rick Nash** each tallied two assists to lead the Rangers in the season series...G **Cam Talbot** went 1-1-0 with a 1.53 GAA and a .941 SV% in two starts.

WILD LEADERS: Parise has 35 points (15-20=35) in 45 contests against the Rangers...LW **Thomas Vanek** has 23 points (11-12=23) in 33 matches...Pominville also has 17 points (7-10=17) in 30 games.

WILD GOALIES: Backstrom is 1-3-0 with a 3.29 GAA and a .888 SV% in four career starts...G **Josh Harding** is 1-1-0 with a 3.04 GAA and a .910 SV% in two starts...Kuemper won his first career action against New York stopping 29-of-30 shots (3/13/14).

RANGERS LEADERS: Nash leads the Rangers with 28 points (13-15=28) in 34 games against the Wild...D **Dan Boyle** owns 17 points (5-12=17) in 28 matches...C **Matthew Lombardi** has 13 points (3-10=13) in 37 games...RW **Lee Stempniak** has 13 points (5-8=13) in 31 matches.

RANGERS GOALIES: G **Henrik Lundqvist** is 3-3-0 with a 2.76 GAA and a .883 SV% in six starts...Talbot is 1-1-0 with a 1.52 GAA and a .941 SV% in two starts.

CONNECTIONS: D **Justin Falk** tallied two assists in 21 games with New York in 2013-14...C **Dominic Moore** skated in 40 games with Minnesota in parts of two seasons (2006-08)...D **Steven Kampfer** appeared in 13 games during the 2011-12 season with the Wild...C **Derek Stepan** (Hastings) and D **Ryan McDonagh** (St. Paul) are Minnesota natives...Rangers Hockey Consultant **Doug Risebrough** served as the Wild's General Manager from 2000-09.

FAST FACT: Marian Gaborik scored five goals versus the Rangers at Xcel Energy Center (12/20/07)...It's Minnesota's only game with a goal scorer netting more than three goals.

2014-2015 MATCHUPS

Mon.	10/27	Madison Square Garden	6:00 P.M.	Thur.	4/2	Xcel Energy Center	7:00 P.M.
------	-------	-----------------------	-----------	-------	-----	--------------------	-----------

TEAM INFORMATION

Home Ice (Cap., Built)..... Canadian Tire Centre (19,153, 1996)
Mailing Address..... 1000 Palladium Drive
 Ottawa, Ontario K2V 1A5
Telephone..... 613.599.0250
Fax..... 613.599.5562
Website..... ottawasenators.com
Twitter..... @Senators
Founded..... 1992-93
Stanley Cup Titles..... None
Colors..... Red, White and Black

DIRECTORY

Owner, Governor & Chairman..... Eugene Melnyk
President & Alternate Governor..... Cyril Leeder
GM & Alternate Governor..... Bryan Murray
Head Coach..... Paul MacLean
Assistant Coach..... Dave Cameron
Assistant Coach..... Mark Reeds
Assistant Coach..... Jason Smith
Assistant/Goaltending Coach..... Rick Wamsley

WILD VS. OTTAWA SENATORS

2013-14 Wild Record: 1-1-0 (0-1-0 at Xcel Energy Center, 1-0-0 at Ottawa)

All-Time Wild Record: 3-7-3 (1-4-2 at Xcel Energy Center, 2-3-1 at Ottawa)

DATE	OPP.	Scoring By Period				Shots By Period				Power Plays	Penalties/ Minutes	Game-Winning Goal	Goalie (Saves-Shots)	Attn.
		1	2	3	OT	F	1	2	3	OT	T			
11/20	OTT	1	2	1	—	4	6	10	9	—	25	1-3 Koivu (2)	4-11 Harding (34-37)	16,642
1/14	OTT	1	0	2	—	3	15	8	9	—	32	2-5 MacArthur	3-6 Lehner (27-27)	18,117
	MIN	0	0	0	—	0	3	10	14	—	27	0-3	0-3 Kuemper (29-32)	18,117
TOTALS		1	2	3	OT	F	1	2	3	OT	T	Power Plays (Percentage)	Goaltenders (Record, Saves-Shots)	
	OTT	3	0	3	—	6	33	20	16	—	69	3-7 (42.9)	8-19 Anderson (0-1-0, 21-25); Lehner (1-0-0, 27-27)	
	MIN	1	2	1	—	4	9	20	23	—	52	1-6 (16.7)	4-14 Harding (1-0-0, 34-37); Kuemper (0-1-0, 29-32)	

SERIES NOTES

2013-14: The Wild split the season series with the Senators...Minnesota won the first match 4-3 at Canadian Tire Centre (11/20) and Ottawa won the second with a 3-0 shutout victory at Xcel Energy Center (1/14)...C **Mikko Koivu** led the team with three points (1-2=3)...LW **Zach Parise** (0-2=2), LW **Dany Heatley** (1-1=2) and D **Jonas Brodin** (1-1=2) each recorded two points...G **Josh Harding** stopped 34-of-37 shots to earn the win in the first game...G **Darcy Kuemper** made 29 saves in the second...D **Erik Karlsson** (0-3=3) and C **Kyle Turris** (2-1=3) led Ottawa with three points in two games...RW **Erik Condra** (1-1=2), LW **Clarke MacArthur** (1-1=2) and C **Mika Zibanejad** (1-1=2) tallied two points apiece...G **Craig Anderson** made 21 saves in the first meeting while G **Robin Lehner** stopped all 27 shots in the second meeting.

WILD LEADERS: LW **Thomas Vanek** has 39 points (19-20=39) in 53 matches...RW **Jason Pominville** leads the Wild with 28 points (11-17=28) in 48 games against Ottawa...Parise owns 24 points (7-17=24) in 25 contests...LW **Matt Cooke** has 12 points (4-8=12) in 30 games.

WILD GOALIES: G **Niklas Backstrom** is 0-1-1 with a 3.64 GAA and a .885 SV% in three career starts against Ottawa...Harding is 1-1-0 with a 3.03 GAA and a .897 SV% in two games (one start)...G **Darcy Kuemper** stopped 29-of-32 shots in his first career game against Ottawa.

SENATORS LEADERS: RW **Bobby Ryan** leads Ottawa in scoring vs. Minnesota with 19 points (10-9-19) in 21 games...LW **Milan Michalek** has 16 points (7-9=16) in 21 contests.

SENATORS GOALIES: Anderson is 3-7-2 with a 3.08 GAA and a .893 SV% in 13 games (12 starts) against the Wild...Lehner earned a win in his first career action against Minnesota stopping all 27 shots faced.

CONNECTIONS: Wild Assistant General Manager **Brent Flahr** spent two seasons (2007-09) as the Senators' Director of Hockey Operations.

FAST FACT: Minnesota is 1-6-1 in its last eight contests against Ottawa, including 0-4-0 in its last four matches in Saint Paul.

2014-2015 MATCHUPS

Thur.	11/6	Canadian Tire Centre	6:30 P.M.	Tue.	3/3	Xcel Energy Center	7:00 P.M.
-------	------	----------------------	-----------	------	-----	--------------------	-----------

TEAM INFORMATION

Home Ice (Cap., Built).....Wells Fargo Center (19,541, 1996)
Mailing Address.....3601 South Broad Street
 Philadelphia, PA 19148
Telephone.....215.465.4500
Fax.....215.218.7837
Website.....philadelphiaflyers.com
Twitter.....@NHLFlyers
Founded.....1967-68
Stanley Cup Titles.....2; 1974, 1975
Colors.....Orange, Black and White

DIRECTORY

Chairman.....Ed Snider
President.....Paul Holmgren
General Manager.....Ron Hextall
Head Coach.....Craig Berube
Assistant Coach.....Gord Murphy
Assistant Coach.....Joe Mullen
Assistant Coach.....Ian Laperriere
Goaltending Coach.....Jeff Reese

WILD VS. PHILADELPHIA FLYERS

2013-14 Wild Record: 1-1-0 (1-0-0 at Xcel Energy Center, 0-1-0 at Philadelphia)

All-Time Wild Record: 5-9-1 (3-2-1 at Xcel Energy Center, 2-7-0 at Philadelphia)

DATE	OPP.	Scoring By Period					Shots By Period				Power Plays	Penalties/ Minutes	Game-Winning Goal	Goalie (Saves-Shots)	Attn.
		1	2	3	OT	F	1	2	3	OT	T				
12/2	PHI	0	0	0	—	0	4	6	11	—	21	0-2	3-9	Emery (19-21)	17,676
	MIN	0	0	2	—	2	9	6	6	—	21	0-2	3-9	Pominville (4)	
	MIN	1	0	0	—	1	11	8	8	—	27	1-5	4-8	Backstrom (27-30)	19,872
12/23	PHI	2	1	1	—	4	5	14	12	—	31	1-4	5-10	Simmonds	
														Mason (26-27)	
TOTALS		1	2	3	OT	F	1	2	3	OT	T	Power Plays (Percentage)	Penalties/ Minutes	Goaltenders (Record, Saves-Shots)	
	PHI	2	1	1	—	4	9	20	23	—	52	1-6 (16.7)	8-19	Emery (0-1-0, 19-21); Mason (1-0-0, 26-27)	
	MIN	1	0	2	—	3	20	14	14	—	48	1-7 (14.3)	7-17	Harding (1-0-0, 21-21); Backstrom (0-1-0, 27-30)	

SERIES NOTES

2013-14: The Wild won the first meeting between the two teams, 2-0, at Xcel Energy Center (12/2) and suffered a 4-1 defeat at Wells Fargo Center (12/23)...
RW Jason Pominville led Minnesota with two points (1-1=2)...**C Charlie Coyle** and **C Mikael Granlund** also scored for the Wild...**G Josh Harding** made all 21 saves in the first game while **G Niklas Backstrom** stopped 27-of-30 shots in the second game...**RW Wayne Simmonds** led Philadelphia with three points (2-1=3)...**C Claude Giroux** (1-1=2) and **RW Jakub Voracek** (0-2=2) registered two points apiece...**G Ray Emery** stopped 19-of-21 shots for the Flyers in the first match and **G Steve Mason** made 26 saves in the second match.

WILD LEADERS: LW **Zach Parise** has 36 points (18-18=36) in 41 games vs. the Flyers — his 18 goals are his most against any team...Pominville has 29 points (12-17=29) in 30 matchups...LW **Thomas Vanek** has 29 points (13-16=29) in 33 contests.

WILD GOALIES: Backstrom is 1-4-0 with a 3.58 GAA and a .872 SV% in five career games vs. the Flyers...Harding is 1-1-0 with a 2.50 GAA, a .909 SV% and one shutout in two starts...G **Darcy Kuemper** has not faced Philadelphia.

FLYERS LEADERS: D **Kimmo Timonen** has 14 points (6-8=14) in 30 matches vs. the Wild...RW **Wayne Simmonds** has 11 points (4-7=11) in 15 contests...D **Chris Pronger** has 10 points (2-8=10) in 31 games.

FLYERS GOALIES: Emery is 4-1-1 with a 2.29 GAA, a .917 SV% and one shutout in six career starts...Mason is 5-6-1 with a 2.64 GAA and a .908 SV% in 12 starts.

CONNECTIONS: RW **Matt Read** played four seasons at Bemidji State (2007-11)...LW **Jay Rosehill** played one season at University of Minnesota-Duluth (2004-05)...D **Nick Schultz** spent parts of 10 seasons with the Wild (2001-12) and is the franchise leader in games played (743), seventh in assists and 11th in points (26-102=128).

FAST FACTS: Minnesota earned back-to-back shutouts against Philadelphia (2/10/03, 2/12/03), the first back-to-back shutouts in Wild franchise history...Minnesota's 23 goals against Philadelphia are the fewest goals against any team.

2014-2015 MATCHUPS

Thur.	11/20	Wells Fargo Center	6:00 P.M.	Tue.	12/23	Xcel Energy Center	6:00 P.M.
-------	-------	--------------------	-----------	------	-------	--------------------	-----------

TEAM INFORMATION

Home Ice (Cap., Built).....CONSOL Energy Center (18,387)
Mailing Address.....1001 Fifth Avenue
 Pittsburgh, PA 15219
Telephone.....412.642.1300
Fax.....412.255.1988
Website.....pittsburghpenguins.com
Twitter.....@penguins
Founded.....1967-68
Stanley Cup Titles.....3; 1991, 1992, 2009
Colors.....Black, Gold and White

DIRECTORY

Co-Owner/Chairman.....Mario Lemieux
CEO/President.....David Morehouse
EVP & General Manager.....Jim Rutherford
Head Coach.....Mike Johnston
Assistant Coach.....Rick Tocchet
Assistant Coach.....Gary Agnew
Goaltending Coach.....Mike Bales

WILD VS. PITTSBURGH PENGUINS

2013-14 Wild Record: 1-1-0 (1-0-0 at Xcel Energy Center, 0-1-0 at Pittsburgh)

All-Time Wild Record: 10-4-1 (4-2-1 at Xcel Energy Center, 6-2-0 at Pittsburgh)

DATE	OPP.	Scoring By Period					Shots By Period				Power Plays	Penalties/ Minutes	Game-Winning Goal	Goalie (Saves-Shots)	Attn.
		1	2	3	OT	F	1	2	3	OT	T				
12/19	MIN	0	1	1	—	2	9	7	10	—	26	0-5	8-25	Backstrom (31-36)	18,623
	PIT	1	3	1	—	5	13	16	7	—	36	1-4	9-27	Niskanen	
	PIT	0	0	0	—	0	8	5	7	—	20	0-2	2-4	Zatkoff (16-20)	19,409
4/5	MIN	3	1	0	—	4	6	10	4	—	20	0-2	2-4	Haula (1)	
														Bryzgalov (20-20)	
TOTALS		1	2	3	OT	F	1	2	3	OT	T	Power Plays (Percentage)	Penalties/ Minutes	Goaltenders (Record, Saves-Shots)	
	PIT	1	3	1	—	5	21	21	14	—	56	1-6 (16.7)	11-31	Zatkoff (1-1-0, 40-46)	
	MIN	3	2	1	—	6	15	17	14	—	46	0-7 (0.00)	10-29	Backstrom (0-1-0, 31-36); Bryzgalov (1-0-0, 20-20)	

SERIES NOTES

2013-14: Minnesota split the season series with Pittsburgh as the Penguins won the first meeting, 5-2, at CONSOL Energy Center (12/19) and the Wild won the second, 4-0, at Xcel Energy Center (4/5)...**C Charlie Coyle** (0-2=2), **C Cody McCormick** (1-1=2), LW **Zach Parise** (0-2=2) and RW **Jason Pominville** (1-1=2) led Minnesota with two points apiece...**G Niklas Backstrom** earned the loss in the first game stopping 31-of-36 shots...G **Ilya Bryzgalov** stopped all 20 shots faced in the second game to earn his second shutout with the Wild...**C Sidney Crosby** (0-2=2), LW **Chris Kunitz** (2-0=2), D **Olli Maatta** (1-1=2) and D **Matt Niskanen** (1-1=2) led Pittsburgh with two points each...G **Jeff Zatkoff** went 1-1-0 with a 3.00 GAA and a .870 SV% in two starts.

WILD LEADERS: Parise leads the Wild with 37 points (15-22=37) in 45 games against Pittsburgh...LW **Thomas Vanek** has 24 points (15-9=24) in 32 contests...Pominville owns 23 points (10-13=23) in 31 matches.

WILD GOALIES: Backstrom is 3-2-0 with a 2.77 GAA and a .912 SV% in five career games vs. the Penguins...G **Josh Harding** is 0-1-0 with a 4.00 GAA and a .852 SV% in one start...G **Darcy Kuemper** has not faced Pittsburgh.

PENGUINS LEADERS: C **Nick Spaling** has 10 points (5-5=10) in 14 games against Minnesota...Crosby has nine points (3-6=9) in seven contests, Kunitz has nine points (4-5=9) in 19 matches.

PENGUINS GOALIES: G **Marc-Andre Fleury** is 0-5-0 with a 3.76 GAA and a .853 SV% in five starts against Minnesota...G **Thomas Greiss** is 1-2-0 with a 2.36 GAA and a .917 SV% in three games...Zatkoff is 1-1-0 with a 3.00 GAA and a .870 SV% in two career starts.

CONNECTIONS: LW **Matt Cooke** collected 150 points (67-83=150) in 352 games during five seasons with Pittsburgh (2008-13)...**Chuck Fletcher** spent three seasons (2006-09) with the Penguins as Assistant General Manager...**Mike Yeo** spent six seasons in Wilkes-Barre/Scranton as an Assistant Coach, and four-plus years in Pittsburgh as an Assistant Coach...**Darryl Sydor** played with Pittsburgh for two seasons (2007-09)...**C Sidney Crosby** played at Shattuck St. Mary's (2002-03)...RW **Pascal Dupuis** recorded 141 points (67-74=141) in 334 games during six seasons with the Wild (2000-06)...D **Paul Martin** is from Minneapolis and played at the University of Minnesota.

FAST FACT: The Wild's loss in Pittsburgh on Dec. 19, 2013 was the first loss at CONSOL Energy Center since Feb. 14, 2001...Minnesota is 6-1-0 in the last seven games played in Pittsburgh and has outscored the Penguins 26-13 all-time on the road...Minnesota is the only team that Fleury has faced that he hasn't defeated in his career.

2014-2015 MATCHUPS

Tue.	11/4	Xcel Energy Center	7:00 P.M.	Tue.	1/13	CONSOL Energy Center	6:00 P.M.
------	------	--------------------	-----------	------	------	----------------------	-----------

TEAM INFORMATION

Home Ice (Cap., Built).....SAP Center at San Jose (17,562, 1993)
Mailing Address.....525 West Santa Clara St.
San Jose, CA 95113
Telephone.....408.287.7070
Fax.....408.999.5797
Website.....sjs Sharks.com
Twitter.....@SanJoseSharks
Founded.....1991-92
Stanley Cup Titles.....None
Colors.....Deep Pacific Teal, Burnt Orange and Black

DIRECTORY

General Manager	Doug Wilson
Head Coach	Todd McLellan
Associate Coach & Dir. of Player Devel.	Larry Robinson
Assistant Coach	Jim Johnson
Assistant Coach	Jay Woodcroft
Goaltending Development Coach	Corey Schwab

WILD VS. SAN JOSE SHARKS

2013-14 Wild Record: 1-1-1 (1-0-0 at Xcel Energy Center, 0-1-1 at San Jose)

All-Time Wild Record: 20-24-6 (12-9-3 at Xcel Energy Center, 8-15-3 at San Jose)

		Scoring By Period					Shots By Period					Power	Penalties/	Game-Winning	Goalie	
DATE	OPP.	1	2	3	OT	F	1	2	3	OT	T	Plays	Minutes	Goal	(Saves-Shots)	Attn
12/8	SJS	0	0	1	—	1	11	21	6	—	38	0-4	2-4	Koivu (3)	Niemi (10-12)	18,411
	MIN	0	2	1	—	3	5	6	1	—	13	0-2	4-8		Harding (37-38)	
12/12	MIN	0	0	1	—	1	9	10	11	—	30	0-3	7-16	Hertl	Backstrom (36-39)	17,562
	SJS	2	1	0	—	3	16	16	7	—	39	3-7	4-8		Niemi (29-30)	
1/25	MIN	1	1	0	0	2	7	9	4	2	22	0-2	3-9	Thornton	Kuemper (29-32)	17,562
	SJS	0	2	0	1	3	11	10	7	4	32	0-2	3-9		Niemi (20-22)	
		Scoring By Period					Shots By Period					Power Plays	Penalties/	Goaltenders		
TOTALS		1	2	3	OT	F	1	2	3	OT	T	(Percentage)	Minutes		(Record, Saves-Shots)	
	SJS	2	3	1	1	7	38	47	20	4	109	3-13 (23.1)	9-21		Niemi (2-1-0, 59-64)	
	MIN	1	3	2	0	6	21	25	16	2	65	0-7 (0.0)	14-33	Harding (1-0-0, 37-38); Backstrom (0-1-0, 36-39); Kuemper (0-0-1, 29-32)		

SERIES NOTES

2013-14: Minnesota went 1-1-1 against San Jose...The Wild won the first game 3-1 at Xcel Energy Center (12/8) and the Sharks won both contests at SAP Center at San Jose, 3-1 (12/12) and 3-2 in overtime (1/25)...**LW** Matt Moulson had three points (1-2=3) in two games against San Jose...**LW Zach Parise** (2-0=2), **RW** Jason Pominville (0-2=2) and **D Marco Scandella** (0-2=2) had two points each...**G Josh Harding** made 37 saves in the first contest...**G Niklas Backstrom** stopped 36-of-39 shots in the second contest...**G Darcy Kuemper** made 29 saves in the final contest...**D Matt Irwin** (0-4=4), **C Joe Pavelski** (2-2=4) and **C Joe Thornton** (2-2=4) led the Sharks with four points apiece...**LW Patrick Marleau** had two goals...**G Antti Niemi** went 2-1-0 with a 1.66 GAA and a .922 SV% in three starts.

WILD LEADERS: D **Keith Ballard** has 20 points (4-16=20) in 39 games against the Sharks...C **Mikko Koivu** has 16 points (6-10=16) in 29 games against San Jose...D **Ryan Suter** owns 16 points (2-14=16) in 33 contests... Parise has 11 points (5-6=11) in 12 games...Pominville has 10 points (4-6=10) in 12 contests.

WILD GOALIES: Backstrom is 6-13-3 with a 3.07 GAA, a .907 SV% and two shutouts in 22 career starts against San Jose...Harding 2-1-0 with a 3.55 GAA and a .908 SV% in four starts...Kuemper is 0-0-1 with a 3.03 GAA and a .882 SV% in two games (one start).

SHARKS LEADERS: Marleau has 35 points (18-17=35) in 50 games against Minnesota...Thornton owns 33 points (10-23=33) in 36 contests...Pavelski has 20 points (11-9=20) in 26 games.

SHARKS GOALIES: Niemi is 8-3-1 with a 1.83 GAA, a .927 SV% and one shutout in 12 starts vs. the Wild...G Alex Stalock has not faced Minnesota.

CONNECTIONS: **D Brent Burns** was drafted 20th overall by the Wild in the 2003 NHL Entry Draft and ranks sixth on the team's all-time scoring list with 183 points (55-128=183) in 453 games (2003-11)...The Wild acquired **LU Devin Setoguchi**, **RW Charlie Coyle** and a 2011 first-round pick (**C Zack Phillips**) in exchange for **Burns** (6/24/11)...**D Justin Braun** (Minneapolis) is a Minnesota native...**RW James Sheppard** was selected ninth overall by **Minnesota** in the 2006 NHL Entry Draft and skated in 224 games with the Wild (2007-10)...**Todd McLellan** coached the Wild's prospects in Cleveland (2000-01) and Houston (2001-05)...**G Alex Stalos** hails from Saint Paul and played three seasons with University of Minnesota-Duluth (2006-2009)...**LU John Scott** appeared in 71 games with **Minnesota** (2008-10)...**RW Eriah Hayes** is a La Crescent native and played four seasons at Minnesota State Mankato (2009-2013).

FAST FACT: Minnesota is 6-0-0 in the last six meetings played against San Jose at Xcel Energy Center and 1-8-1 in the last nine contests at SAP Center at San Jose.

2014-2015 MATCHUPS

Thur.	10/30	Xcel Energy Center	7:00 P.M.	Tue.	1/6	Xcel Energy Center	7:00 P.M.
Thur.	12/11	SAP Center at San Jose	9:30 P.M.				

TEAM INFORMATION

Home Ice (Cap., Built).....	Scotttrade Center (19,150, 1994)
Mailing Address	1401 Clark Avenue St. Louis, MO 63103
Telephone	314.622.2500
Fax	314.622.2582
Website	stlouisblues.com
Twitter	@StLouisBlues
Founded	1967-68
Stanley Cup Titles	None
Colors	White, Navy, Blue and Gold

DIRECTORY

Chairman/Governor.....	Tom Stillman
President of Hockey Ops/GM/Alt. Governor.....	Doug Armstrong
President & CEO of Business Ops.....	Chris Zimmerman
Head Coach.....	Ken Hitchcock
Associate Coach.....	Brad Shaw
Assistant Coach.....	Ray Bennett
Assistant Coach.....	Kirk Muller
Goaltending Coach.....	Jim Corsi

WILD VS. ST. LOUIS BLUES

2013-14 Wild Record: 1-3-1 (1-1-1 at Xcel Energy Center, 0-2-0 at St. Louis)

All-Time Wild Record: 23-18-11 (15-7-5 at Xcel Energy Center, 8-11-6 at St. Louis)

		Scoring By Period					Shots By Period					Power	Penalties/ Minutes	Game-Winning	Goalie	
DATE	OPP.	1	2	3	OT	F	1	2	3	OT	T	Plays		Goal	(Saves-Shots)	Attn.
	MIN	0	0	0	—	0	4	6	12	—	22	0-3	3-6		Backstrom (18-20)	
11/25	STL	2	0	1	—	3	12	8	1	—	21	0-3	3-6	Sobotka	Halak (22-22)	15,832
	STL	0	2	0	—	2	7	9	7	—	23	0-1	3-6	Schwartz	Elliott (24-25)	
12/31	MIN	0	0	1	—	1	9	5	11	—	25	0-3	1-2		Harding (21-23)	18,919
	STL	2	0	0	0	3	6	3	10	3	22	1-2	4-11	Oshie (S0)	Elliott (17-19)	
3/9	MIN	0	2	0	0	2	5	7	6	1	19	0-4	3-9		Bryzgalov (20-22)	18,909
	MIN	0	0	1	—	1	9	6	13	—	28	0-6	7-22		Kuemper (19-24)	
3/27	STL	2	1	2	—	5	8	6	10	—	24	2-5	7-14	Oshie	Miller (27-28)	19,646
	STL	0	2	0	—	2	17	11	17	—	45	1-4	5-18		MILLER (9-13); Elliott (2-2)	
4/10	MIN	1	2	1	—	4	5	7	3	—	15	0-4	4-16	Moulson (5)	Curry (43-45)	18,664
		Scoring By Period					Shots By Period					Power Plays	Penalties/ Minutes	Goalenders		
TOTALS		1	2	3	OT	F	1	2	3	OT	T	(Percentage)			(Record, Saves-Shots)	
	STL	6	5	3	0	15	50	37	45	3	135	4-15 (26.7)	22-55	Elliott (2-0-0, 43-46); Halak (1-0-0, 22-22); Miller (1-1-0, 36-41)		
	MIN	1	4	3	0	8	32	31	45	1	109	0-20 (0.00)	18-55	Backstrom (0-1-0, 18-20); Harding (0-1-0, 21-23); Bryzgalov (0-0-1, 20-22); Kuemper (0-1-0, 19-24); Curry (1-0-0, 43-45)		

SERIES NOTES

2013-14: Minnesota went 1-3-1 against the Blues... The Blues won both matches at Scottrade Center with a 3-0 shutout (11/25) and a 4-1 victory (3/27)... The Wild went 1-1-1 at Xcel Energy Center with a 2-1 loss (12/31), a 3-2 shutout loss (3/9) and a 4-2 victory in the final meeting (4/10)... **C Mikko Koivu** led the Wild with three assists... **C Kyle Brodziak** and **LW Matt Moulton** netted two goals each... **C Niklas Backstrom** stopped 18-of-20 shots in the first contest... **C Josh Harding** made 21 saves in the second contest... **G Ilya Bryzgalov** stopped 20 shots in the third... **C Darcy Kuemper** made 19 saves in the fourth... **C John Curry** made his season debut in the final contest making a career-high 43 saves... **RW T.J. Oshie** (5-1-6), **LW Jaden Schwartz** (3-3-6) and **LW Alexander Steen** (2-4-6) led the Blues with six points apiece... **G Jaroslav Halak** saved all 22 shots in the first game... **C Brian Elliott** went 2-0-0 with a 1.29 GAA and .935 SV% in three games (two starts)... **G Ryan Miller** went 1-1-0 with a 2.91 GAA and a .878 SV% in two starts.

WILD LEADERS: Koivu owns 24 points (5-19=24) in 33 games against St. Louis...D **Ryan Suter** has 21 points (2-19=21) in 50 matches...LW **Zach Parise** (6-2=8) and RW **Jason Pominville** (4-4=8) both have eight points in 12 matches.

WILD GOALIES: Backstrom is 6-9-1 with a 2.81 GAA, a .895 SV% and one shutout in 16 starts...Harding is 6-4-1 with a 1.93 GAA and a .936 SV% in 13 games (11 starts)...Kuemper is 0-1-0 with a 5.00 GAA and a .792 SV% in one career start.

BLUES LEADERS: C **Paul Stastny** has 29 points (10-19=29) in 46 contests against Minnesota...C **David Backes** has 17 points (8-9=17) in 30 games against the Wild...Oshie has 16 points (7-9=16) in 18 games...D **Kevin Shattenkirk** has 13 points (3-10=13) in 18 games...Schwartz has eight points (4-4=8) in eight games.

BLUES GOALIES: Elliott is 6-0-0 with a 1.76 GAA, a .915 SV% and two shutouts in eight games (six starts) vs. Minnesota... G **Jake Allen** has not faced the Wild.

CONNECTIONS: Darryl Sydor ended his career playing 47 games for the Blues in 2009-10...**Rick Wilson** played two seasons in St. Louis (1974-76)...Backes is a native of Minneapolis and played three seasons at Minnesota State Mankato (2003-06)...**D Jordan Leopold** was born in Golden Valley and played four seasons with the University of Minnesota (1998-2002)...Oshie played high school hockey in Warroad...**D Nate Prosser** spent parts of five seasons with the Wild (2009-14) and is from Elk River...**C Pete Mueller** is from Bloomington.

FAST FACTS: Minnesota snapped a nine-game winless streak against St. Louis with a 4-2 victory at Xcel Energy Center (4/10/14)...Elliott is the only active goalie that has faced Minnesota at least five times without suffering a loss.

2014-2015 MATCHUPS

Sat.	11/29	Xcel Energy Center	7:00 P.M.	Sat.	3/21	Xcel Energy Center	1:00 P.M.
Sat.	3/14	Scottrade Center	7:00 P.M.	Sat.	4/11	Scottrade Center	6:30 P.M.



TAMPA BAY LIGHTNING

TEAM INFORMATION

Home Ice (Cap., Built)	Amalie Arena (19,204, 1996)
Mailing Address	401 Channelside Drive Tampa Bay, FL 33602
Telephone	813.301.6500
Fax	813.301.1480
Website	tampabaylightning.com
Twitter	@TBLightning
Founded	1992-93
Stanley Cup Titles	2004
Colors	Black, White, Blue and Silver

DIRECTORY

Owner, Chairman and Governor	Jeff Vinik
Chief Executive Officer	Tod Leiweke
Vice President & General Manager	Steve Yzerman
President	Steve Griggs
Head Coach	Jon Cooper
Associate Coach	Rick Bowness
Assistant Coach	George Gwozdecky
Assistant Coach	Steve Thomas
Goaltending Coach	Frantz Jean

WILD VS. TAMPA BAY LIGHTNING

2013-14 Wild Record: 1-1-0 (1-0-0 at Xcel Energy Center, 0-1-0 at Tampa Bay)

All-Time Wild Record: 10-4-2 (6-2-0 at Xcel Energy Center, 4-2-2 at Tampa Bay)

DATE	OPP.	Scoring By Period				Shots By Period				Power Plays	Penalties/ Minutes	Game-Winning Goal	Goalie (Saves-Shots)	Attn.
		1	2	3	OT	F	1	2	3	OT	T			
10/17	TB	1	0	2	—	3	10	7	13	—	30	1-7	4-8 Stamkos	19,283
	TB	0	0	1	—	1	11	11	13	—	35	0-2	3-6 Bishop (24-26)	
2/4	MIN	1	0	1	—	2	8	14	4	—	26	1-2	1-2 Heatley (2)	18,454
	MIN	1	0	1	—	2	19	27	6	—	52	1-4 (25.0)	9-18 Harding (0-1-0, 27-29); Kuemper (1-0-0, 24-26)	
TOTALS		1	2	3	OT	F	1	2	3	OT	T			
	TB	1	0	3	—	4	21	18	26	—	65	1-9 (11.1)	7-14 Bishop (1-1-0, 49-52)	
	MIN	1	0	2	—	3	19	27	6	—	52	1-4 (25.0)	9-18 Harding (0-1-0, 27-29); Kuemper (1-0-0, 24-26)	

SERIES NOTES

2013-14: Minnesota and Tampa Bay split the season series as the Lightning won the first meeting, 3-1 at Tampa Bay Times Forum (10/17) and the Wild won the second meeting, 2-1, at Xcel Energy Center (2/4)...RW **Nino Niederreiter** (1-1=2) and D **Jared Spurgeon** (0-2=2) led Minnesota with two points apiece...RW **Dany Heatley** and C **Mikko Koivu** also netted goals for the Wild...G **Josh Harding** stopped 27-of-29 shots in his first career action against Tampa Bay in the first contest...G **Darcy Kuemper** made 34 saves to earn his first win in his first career action against the Lightning...C **Valtteri Filppula** (1-1=2) and D **Radko Gudas** (0-2=2) led Tampa Bay with two points each...G **Ben Bishop** went 1-1-0 with a 1.53 GAA and a .942 SV% in two starts.

WILD LEADERS: LW **Thomas Vanek** has 40 points (25-15=40) in 36 matches...RW **Jason Pominville** has 35 points (16-19=35) in 31 games against the Lightning...LW **Zach Parise** has 22 points (10-12=22) in 26 games.

WILD GOALIES: G **Niklas Backstrom** is 5-1-1 with a 1.68 GAA, a .945 SV% and one shutout in seven games...Harding is 0-1-0 with a 2.00 GAA and a .931 SV% in one career start...Kuemper is 1-0-0 with a 1.00 GAA and a .971 SV% in one career start.

LIGHTNING LEADERS: LW **Brenden Morrow** has 22 points (10-12=22) in 39 games against Minnesota...Filppula has 17 points (4-13=17) in 28 games...C **Steven Stamkos** has six points (3-3=6) in seven games.

LIGHTNING GOALIES: G **Evgeni Nabokov** is 16-8-3 with a 2.09 GAA, a .919 SV% and three shutout in 27 career starts against the Wild...Bishop is 1-1-0 with a 1.53 GAA and a .942 SV% in two starts.

CONNECTIONS: LW **Stephane Veilleux** played one season with Tampa Bay recording nine points (3-6=9) and 48 PIM in 77 games (2009-10)...**Darryl Sydor** played 111 games with the Lightning (2003-06)...**Rick Wilson** served as an Associate Coach for Tampa in 2009-10...Lightning CEO **Tod Leiweke** previously served as the Wild's President and COO...Lightning President **Steve Griggs** spent eight years as Vice President of Sales and Service for the Wild...RW **J.T. Brown** hails from Burnsville and played two seasons at University of Minnesota-Duluth (2010-12).

FAST FACT: The Wild earned its first-ever franchise win, 6-5, against Tampa Bay at Xcel Energy Center (10/18/00).

2014-2015 MATCHUPS

Sat.	10/25	Xcel Energy Center	7:00 P.M.	Sat.	11/22	Amalie Arena	6:00 P.M.
------	-------	--------------------	-----------	------	-------	--------------	-----------

TORONTO MAPLE LEAFS



TEAM INFORMATION

Home Ice (Cap., Built)	Air Canada Centre (18,819, 1999)
Mailing Address	40 Bay Street Toronto, Ontario M5J 2X2
Telephone	416.815.5700
Fax	416.359.9331
Website	mapleleafs.com
Twitter	@MapleLeafs
Founded	1917-18
Stanley Cup Titles	13; 1918, 1922, 1932, 1942, 1945, 1947, 1948, 1949, 1951, 1962, 1963, 1964, 1967
Colors	Blue and White

DIRECTORY

Chairman, NHL Governor	Larry Tanenbaum
President & Ait. Governor	Brendan Shanahan
Senior Vice President & General Manager	David Nonis
Head Coach	Randy Carlyle
Assistant Coach	Peter Horachek
Assistant Coach	Steve Spott
Assistant Coach	Chris Dennis
Goaltending Coach	Rick St. Croix

WILD VS. TORONTO MAPLE LEAFS

2013-14 Wild Record: 1-1-0 (1-0-0 at Xcel Energy Center, 0-1-0 at Toronto)

All-Time Wild Record: 4-8-0 (3-2-0 at Xcel Energy Center, 1-6-0 at Toronto)

DATE	OPP.	Scoring By Period				Shots By Period				Power Plays	Penalties/ Minutes	Game-Winning Goal	Goalie (Saves-Shots)	Attn.
		1	2	3	OT	F	1	2	3	OT	T			
10/15	TOR	1	0	0	—	1	17	6	14	—	37	1-5	4-8 Kuemper (4-7); Harding (6-7)	
	TOR	2	1	1	—	4	3	4	7	—	14	2-3	6-12 Smith	19,283
	TOR	0	1	0	0	1	7	6	7	3	23	1-3	7-25 Bernier (33-34)	
11/13	MIN	0	0	1	0	2	6	14	14	0	34	0-5	5-13 Parise (SO) Backstrom (3-3); Harding (19-20)	17,897
TOTALS		1	2	3	OT	F	1	2	3	OT	T			
	TOR	2	2	1	0	5	10	10	14	3	37	3-6 (50.0)	13-37 Reimer (1-0-0, 36-37); Bernier (0-0-1, 33-34)	
	MIN	1	0	1	0	3	23	20	28	0	51	1-10 (10.0)	9-21 Kuemper (0-1-0, 4-7); Harding (1-0-0, 25-27); Backstrom (0-0-0, 3-3)	

SERIES NOTES

2013-14: The Maple Leafs won the first season meeting, 4-1, at Air Canada Centre (10/15) while the Wild won the second meeting in a shootout, 2-1, at Xcel Energy Center (11/13)...C **Mikko Koivu** (0-2=2) and LW **Zach Parise** (1-1=2) led Minnesota with two points apiece...C **Charlie Coyle** (0-1=1) and RW **Jason Pominville** (1-0=1) also tallied a point...G **Darcy Kuemper** started his first game of the season in the first match against Toronto, earning the loss after allowing three goals on seven shots and was replaced in the third period by G **Josh Harding**...Harding went 1-0-0 with a 0.74 GAA and a .962 SV% in two games...G **Niklas Backstrom** started the second game, playing just 11 minutes and stopping all three shots faced before suffering an injury...LW **Mason Raymond** (3-0=3) and D **Morgan Rielly** (0-3=3) led the Leafs with three points apiece...D **Cody Franson** and C **Nazem Kadri** each tallied two assists...G **James Reimer** earned the win in the first match with 36 saves...G **Jonathan Bernier** made 33 saves in the second match.

WILD LEADERS: Pominville owns 49 points (19-30=49) in 52 contests, his highest total against any team...LW **Thomas Vanek** has 48 points (22-26=48) in 50 matches against Toronto...Parise has 19 points (11-8=19) in 26 contests.

WILD GOALIES: Backstrom is 2-2-0 with a 2.40 GAA and a .917 SV% in five career starts...Harding is 1-0-0 with a 0.74 GAA and a .962 SV% in two games...Kuemper has a 5.56 GAA and a .571 SV% after his first career start against the Leafs.

MAPLE LEAFS LEADERS: D **Dion Phaneuf** has 16 points (7-9=16) in 35 games against the Wild...LW **Joffrey Lupul** owns 10 points (6-4=10) in 25 matches...RW **Phil Kessel** has five points (3-2=5) in eight contests.

MAPLE LEAFS GOALIES: Bernier is 3-1-3 with a 1.11 GAA, a .956 SV% and three shutouts in seven career starts...Reimer is 2-0-0 with a 0.50 GAA, .985 SV% and one shutout in two career starts against Minnesota.

CONNECTIONS: Darby **Hendrickson** was selected by Toronto in the 1990 NHL Entry Draft and skated in 233 games with the Maple Leafs (1994-99)...RW **Phil Kessel** played one season for the University of Minnesota (2005-06)...D **Jake Gardiner** is from Minnetonka.

FAST FACT: The Wild has scored one or less goals in seven of its eight all-time losses to the Maple Leafs...In its four wins, Minnesota has outscored Toronto 17-7...Three of Bernier's seven career shutouts have come against the Wild...Toronto's five games played at Xcel Energy Center are the fewest of any team.

2014-2015 MATCHUPS

Fri.	1/2	Xcel Energy Center	7:00 P.M.	Mon.	3/23	Air Canda Centre	6:30 P.M.
------	-----	--------------------	-----------	------	------	------------------	-----------



VANCOUVER CANUCKS

TEAM INFORMATION

Home Ice (Cap., Built).....	Rogers Arena (18,910, 1995)
Mailing Address.....	800 Griffiths Way Vancouver, B.C. V6B 6G1
Telephone.....	604.899.4600
Fax.....	604.899.4640
Website.....	canucks.com
Twitter.....	@VanCanucks
Founded.....	1970-71
Stanley Cup Titles.....	None
Colors.....	Blue, White and Green

DIRECTORY

Chairman and Governor.....	Francesco Aquilini
General Manager.....	Jim Benning
Head Coach.....	Willie Desjardins
Assistant Coach.....	Glen Gulutzan
Assistant Coach.....	Doug Lidster
Assistant Coach.....	Perry Pearn
Goaltending Coach.....	Roland Melanson

WILD VS. VANCOUVER CANUCKS

2013-14 Wild Record: 2-1-0 (1-1-0 at Xcel Energy Center, 1-0-0 at Vancouver)

All-Time Wild Record: 32-30-14 (20-14-5 at Xcel Energy Center, 12-16-9 at Vancouver)

DATE	OPP.	Scoring By Period					Shots By Period					Power Plays	Penalties/ Minutes	Game-Winning Goal	Goalie (Saves-Shots)	Attn.
		1	2	3	OT	F	1	2	3	OT	T					
12/17	VAN	1	1	0	0	2	12	11	5	3	31	0-2	3-9		Luongo (30-32)	
	MIN	1	0	1	0	3	9	7	11	5	32	1-2	3-9	Pominville (SO)	Harding (29-31)	18,531
2/28	MIN	1	0	0	0	2	13	6	3	1	23	1-3	2-4	Fontaine (SO)	Kuemper (30-31)	
	VAN	1	0	0	0	1	10	11	9	1	31	0-2	3-6		Lack (22-23)	18,910
3/26	VAN	1	2	2	-	5	6	6	7	-	19	1-2	5-13	Kassian	Lack (29-31)	
	MIN	1	0	1	-	2	9	15	7	-	31	0-4	3-9	KUEMPER (9-12); Bryzgalov (5-7)		19,014
TOTALS		1	2	3	OT	F	1	2	3	OT	T	Power Plays (Percentage)	Penalties/ Minutes	Goaltenders (Record, Saves-Shots)		
		VAN	3	3	2	0	8	28	28	21	4	1-6 (16.7)	11-28	Lack (1-0-1, 51-54); Luongo (0-0-1, 30-32)		
		MIN	3	0	2	0	5	31	28	21	6	2-9 (22.2)	8-24	Harding (1-0-0, 29-31); Kuemper (1-1-0, 39-43); Bryzgalov (0-0-0, 5-7)		

SERIES NOTES

2013-14: Minnesota won the season series 2-1-0...The Wild won both its games in shootouts, 3-2 at Xcel Energy Center (12/17) and 2-1 at Rogers Arena (2/28) and the Canucks won the last game, 5-2, in Saint Paul (3/26)...**C Mikko Koivu** led Minnesota with three assists...**LW Zach Parise** (2-0=2), **C Charlie Coyle** (2-0=2) and **D Ryan Suter** (0-2=2) tallied two points each...**G Josh Harding** made 29 saves through regulation and stopped all three shootout attempts in the first contest...**G Darcy Kuemper** went 1-1-0 with a 2.29 GAA and a .907 SV% in two starts...**G Ilya Bryzgalov** made five saves in relief of Kuemper in the last contest...**LW David Booth** led Vancouver with three goals in three games...**RW Jannik Hansen** (1-1=2), **LW Chris Higgins** (0-2=2), **C Ryan Kesler** (2-0=2) and **LW Daniel Sedin** (1-1=2) registered two points each...**G Roberto Luongo** stopped 30-of-32 shots through regulation and two-of-three attempts in the first shootout...**G Eddie Lack** went 1-0-1 with a 1.44 GAA and a .944 SV% in two starts.

WILD LEADERS: Koivu leads Minnesota with 30 points (10-20=30) in 46 games against Vancouver...**C Kyle Brodziak** owns 16 points (7-9=16) in 37 games...Suter has 11 points (1-10=11) in 35 matches.

WILD GOALIES: **G Niklas Backstrom** is 13-13-6 with a 2.63 GAA, a .908 SV% and one shutout in 33 games (31 starts) against Vancouver...Harding is 3-4-0 with a 2.32 GAA, a .920 SV% and one shutout in nine games (seven starts)...Kuemper is 1-2-0 with a 2.20 GAA and a .918 SV% in three career starts.

CANUCKS LEADERS: **H. Sedin** owns 58 points (11-47=58) in 74 games vs. Minnesota...He ranks first all-time against the Wild in assists and games played and second in points...**D. Sedin** has 56 points (20-36=56) in 71 matches...He ranks second in assists, tied for second in games played and third in points against Minnesota...Vrbata has 21 points (13-8=21) in 36 games.

CANUCKS GOALIES: **G Ryan Miller** is 4-3-0 with a 2.46 GAA, a .908 SV% and one shutout in seven starts...Lack is 1-0-1 with a 1.44 GAA and a .944 SV% in two starts...**G Jacob Markstrom** has not faced Minnesota.

CONNECTIONS: **D Keith Ballard** skated in 148 games with Vancouver over three seasons (2010-13)...**LW Matt Cooke** was selected by the Canucks in the sixth round of the 1997 NHL Entry Draft and collected 203 points (83-120=203) in 566 games during nine seasons with Vancouver (1998-2008)...**Darby Hendrickson** skated in 27 games with the Canucks in 1998-99...**Bob Mason** appeared in six games with Vancouver in 1990-91.

FAST FACT: The Wild's 78 points versus the Canucks are its third-most against any NHL franchise.

2014-2015 MATCHUPS

Sun.	2/1	Rogers Arena	2:30 P.M.	Mon.	2/16	Rogers Arena	9:00 P.M.
Mon.	2/9	Xcel Energy Center	7:00 P.M.				

WASHINGTON CAPITALS



TEAM INFORMATION

Home Ice (Cap., Built).....	Verizon Center (18,506, 1997)
Mailing Address.....	627 N. Glebe Rd, Suite 850 Arlington, VA 22203
Telephone.....	202.266.2200
Fax.....	202.266.2360
Website.....	washingtoncaps.com
Twitter.....	@washcaps
Founded.....	1974-75
Stanley Cup Titles.....	None
Colors.....	Red, White, Blue

DIRECTORY

Chairman and Majority Owner.....	Ted Leonsis
Vice Chairman and President, COO.....	Dick Patrick
Senior VP and General Manager.....	Brian MacLellan
Head Coach.....	Barry Trotz
Assistant Coach.....	Blaine Forsythe
Assistant Coach.....	Lane Lambert
Assistant Coach.....	Todd Reirden
Goaltending Coach.....	Mitch Korn

WILD VS. WASHINGTON CAPITALS

2013-14 Wild Record: 1-0-1 (1-0-0 at Xcel Energy Center, 0-0-1 at Washington)

All-Time Wild Record: 8-5-1 (7-0-0 at Xcel Energy Center, 1-5-1 at Washington)

DATE	OPP.	Scoring By Period					Shots By Period					Power Plays	Penalties/ Minutes	Game-Winning Goal	Goalie (Saves-Shots)	Attn.
		1	2	3	OT	F	1	2	3	OT	T					
11/7	MIN	1	1	0	0	2	12	10	10	3	35	1-4	3-6		Harding (25-27)	
	WSH	1	0	1	0	3	5	9	11	2	27	1-3	3-6	Backstrom (SO)	Holtby (33-35)	18,506
1/4	WSH	2	1	0	-	3	11	10	9	-	30	1-2	7-17		Holtby (6-11)	
	MIN	0	4	1	-	5	1	8	2	-	11	3-5	4-11	Zucker (1)	Backstrom (27-30)	19,022
TOTALS		1	2	3	OT	F	1	2	3	OT	T	Power Plays (Percentage)	Penalties/ Minutes	Goaltenders (Record, Saves-Shots)		
		WSH	3	1	1	0	6	16	19	20	2	2-5 (40.0)	10-23	Holtby (1-1-0, 39-46)		
		MIN	1	5	1	0	7	13	18	12	3	4-9 (44.4)	7-17	Harding (0-0-1, 25-27); Backstrom (1-0-0, 27-30)		

SERIES NOTES

2013-14: The Wild went 1-0-1 in two meetings against the Capitals...Minnesota earned a point in the first contest with a 3-2 shootout loss at Verizon Wireless Center (11/7) and won the second contest, 5-3, at Xcel Energy Center as **D Ryan Suter** became the first Wild defenseman to record a hat trick (1/4)...**C Mikko Koivu** (0-3=3) and **Suter** (3-0=3) led Minnesota with three points each...**C Charlie Coyle** (1-1=2), **C Mikael Granlund** (1-1=2), **RW Nino Niederreiter** (1-1=2) registered two points apiece...**G Josh Harding** stopped 25-of-27 shots through overtime and saved two of three shootout attempts in the first game...**G Niklas Backstrom** made 27 saves to earn the win in the second game...**C Marcus Johansson** (2-1=3) led Washington with three points...**C Nicklas Backstrom** (0-2=2), **D Mike Green** (2-0=2), **C Brooks Laich** (0-2=2) and **RW Alex Ovechkin** (1-1=2) tallied two points each...**G Braden Holtby** went 1-1-0 with a 3.41 GAA and a .848 SV% in two starts.

WILD LEADERS: **LW Thomas Vanek** has 22 points (11-11=22) in 31 matches against Washington...**RW Jason Pominville** owns 21 points (9-12=21) in 32 contests...**LW Zach Parise** has 19 points (8-11=19) in 26 games.

WILD GOALIES: Backstrom is 3-1-0 with a 2.75 GAA and a .896 SV% in four career starts against the Capitals...Harding is 0-1-1 with a 1.93 GAA and a .940 SV% in two starts...**G Darcy Kuemper** has not faced Washington.

CAPITALS LEADERS: **RW Troy Brouwer** owns eight points (5-3=8) in 15 contests...Ovechkin has seven points (4-3=7) in seven games...Laich has eight points (3-5=8) in eight matches.

CAPITALS GOALIES: Holtby is 2-1-0 with a 2.29 GAA, .905 SV% and one shutout in three starts against Minnesota.

CONNECTIONS: **LW Matt Cooke** skated in 17 games with Washington in 2007-08...Goaltending Coach **Bob Mason** played in 76 for the Capitals over five seasons (1983-87, 1989-90)...**RW Joel Ward** made his NHL debut with Minnesota appearing in 11 games (2006-07)...**D Jack Hillen** is from Minnetonka...**D Matt Niskanen** is from Virginia and played at the University of Minnesota Duluth (2005-07)...**D Nate Schmidt** is from St. Cloud and played at the University of Minnesota (2010-13).

FAST FACT: Washington is the only team that hasn't earned a regulation win at Xcel Energy Center (0-6-1).

2014-2015 MATCHUPS

Thur.	3/5	Verizon Center	6:00 P.M.	Thur.	3/19	Xcel Energy Center	7:00 P.M.
-------	-----	----------------	-----------	-------	------	--------------------	-----------

TEAM INFORMATION

Home Ice (Cap., Built).....	MTS Centre (15,004, 2004)
Mailing Address.....	345 Graham Ave. Winnipeg, Manitoba R3C 5S6
Telephone.....	204.987.7835
Fax.....	204.926.5555
Website.....	www.winnipegjets.com
Twitter.....	@NHLJETS
Founded.....	1999
Stanley Cup Titles.....	None
Colors.....	Navy Blue, Royal Blue, Silver, White

DIRECTORY

Chairman and Governor.....	Mark Chipman
Executive V.P. and COO.....	John Olcott
Executive V.P. and General Manager.....	Kevin Cheveldayoff
Head Coach.....	Paul Maurice
Assistant Coach.....	Charlie Huddy
Assistant Coach.....	Perry Pearn
Assistant Coach.....	Pascal Vincent
Goaltending Coach.....	Wade Flaherty

WILD VS. WINNIPEG JETS

2013-14 Wild Record: 4-1-0 (2-0-0 at Xcel Energy Center, 2-1-0 at Winnipeg)
All-Time Wild Record: 10-4-3 (5-1-2 at Xcel Energy Center, 5-3-1 at Winnipeg)

DATE	OPP.	Scoring By Period					Shots By Period					Power Plays	Penalties/ Minutes	Game-Winning Goal	(Saves-Shots)	Attn.
		1	2	3	OT	F	1	2	3	OT	T					
10/10	WPG	1	0	0	-	1	6	4	5	-	15	1-5	8-16	TM	Pavelec (28-30)	17,366
	MIN	1	1	0	-	2	10	12	8	-	30	0-6	7-14	Cooke (1)	Harding (14-15)	
11/17	WPG	0	0	1	-	1	2	14	6	-	22	0-2	2-4		Pavelec (22-24)	18,283
	MIN	1	0	1	-	2	9	8	7	-	24	0-2	2-4	Koivu (1)	Harding (21-22)	
11/23	MIN	0	1	1	0	3	4	17	13	1	35	0-2	2-4	Coyle (SO)	Backstrom (37-39)	15,004
	WPG	0	1	1	0	2	2	14	11	10	4	39	0-2	2-4	Pavelec (33-35)	
12/27	MIN	3	1	0	-	4	13	5	11	-	29	1-3	2-4		Backstrom (32-37)	15,004
	WPG	4	0	2	-	6	11	10	17	-	38	0-2	3-6	Wheeler	Pavelec (3-6); MONTOYA (22-23)	
4/7	MIN	0	1	0	-	1	6	7	4	-	17	0-3	4-8	Coyle (2)	Bryzgalov (24-24)	15,004
	WPG	0	0	0	-	0	7	5	12	-	24	0-4	3-6		Hutchinson (16-17)	
TOTALS		1	2	3	OT	F	1	2	3	OT	T	(Percentage)	Minutes	Goaltenders (Record, Saves-Shots)		
	WPG	5	1	4	0	10	40	44	50	4	138	1-15 (6.7)	18-36	Montoya (1-0-0, 22-23); Pavelec (0-2-1, 86-95); Hutchinson (0-1-0, 16-17)		
	MIN	5	3	3	0	11	42	49	43	1	135	1-16 (6.2)	17-34	Harding (2-0-0, 35-37); Bryzgalov (1-0-0, 24-24); Backstrom (1-1-0, 69-76)		

SERIES NOTES

2013-14: The Wild won the season series, 4-1-0. Minnesota won both games at Xcel Energy Center, 2-1 (10/10) and 2-1 (11/17) and won two of three games at MTS Centre with a 3-2 shootout in the third meeting (11/23) and a 1-0 shutout win in the last meeting (4/7). Winnipeg won its sole game, 6-4, in the fourth meeting (12/27). C **Mikko Koivu** (3-2=5) led the Wild with five points. LW **Zach Parise** (1-3=4) tallied four points while LW **Matt Cooke** (1-2=3) and C **Charlie Coyle** (1-2=3) netted three points apiece. G **Josh Harding** went 2-0-0 with a 1.00 GAA and a .946 SV% in two starts. G **Niklas Backstrom** went 1-1-0 with a 3.41 GAA and a .908 SV% in two starts. G **Ilya Bryzgalov** stopped all 24 shots faced in the final contest. D **Dustin Byfuglien** (2-1=3), RW **Michael Frolik** (1-2=3), RW **Blake Wheeler** (2-1=3) and C **Bryan Little** (1-2=3) led the Jets with three points apiece. G **Ondrej Pavelec** went 0-2-1 with a 2.84 GAA and a .905 SV% in four starts this season. G **Al Montoya** came into relief for Pavelec in the fourth meeting earning the win with 22 saves. G **Michael Hutchinson** earned the loss in the last meeting, making 16 saves.

WILD LEADERS: Parise has 27 points (13-14=27) in 28 games against Winnipeg. RW **Jason Pominville** has 25 points (11-14=25) in 32 contests. Koivu has 13 points (4-9=13) in 12 games.

WILD GOALIES: Backstrom is 2-4-2 with a 2.93 GAA and a .900 SV% in eight starts vs. the Jets. Harding is 2-0-0 with a 1.00 GAA and a .946 SV% in two career starts. G **Darcy Kuemper** has not faced the Jets.

JETS LEADERS: Byfuglien has 17 points (5-12=17) in 21 games against Minnesota. LW **Andrew Ladd** owns nine points (2-7=9) in 17 contests. Little has seven points (3-4=7) in 10 matches.

JETS GOALIES: Pavelec is 2-2-1 with a 2.13 GAA and a .933 SV% in six starts. Hutchinson is 0-1-0 with a 1.03 GAA and a .944 SV% in one career start.

CONNECTIONS: Byfuglien is a native of Minneapolis. D **Mark Stuart** is from Rochester. RW **Blake Wheeler** hails from Robbinsdale and went to the University of Minnesota (2005-08).

FAST FACT: Six of the seven all-time meetings against the Jets have been decided by one goal.

2014-2015 MATCHUPS

Sun.	11/16	Xcel Energy Center	4:00 P.M.	Tue.	2/10	MTS Centre	7:00 P.M.
Sat.	12/27	Xcel Energy Center	6:00 P.M.	Mon.	4/6	Xcel Energy Center	7:00 P.M.
Mon.	12/29	MTS Centre	7:00 P.M.				

SEPTEMBER

11	Rookie camps open
18	Training camps open
21	Preseason schedule begins
24	Kraft Hockeyville: Arizona Coyotes at Calgary Flames (Sylvan Lake, Alta.)
25	CCM/USA Hockey All-American Prospects Game (Buffalo, N.Y.)
30	NHL Board of Governors Meeting (New York, N.Y.)

OCTOBER

7	Opening day playing rosters set (5:00 p.m. ET)
8	Opening night – Regular Season begins 2014 Molson Canadian NHL Face-Off™ (Toronto, Ont.) Kings raise Stanley Cup banner: San Jose Sharks at Los Angeles Kings
11	NHL Game Night (all teams in action)
20-Nov. 17	Hockey Fights Cancer Awareness Month

NOVEMBER

14	Hockey Hall of Fame Game: Pittsburgh Penguins at Toronto Maple Leafs (Air Canada Centre, Toronto, Ont.)
17	Hockey Hall of Fame induction ceremony (Toronto, Ont.) Inductees: Rob Blake, Peter Forsberg, Dominik Hasek, Mike Modano (Player category); Pat Burns (Builder category), Bill McCrea (Referee/Linesman category); Media honorees: Kevin Allen, Pat Foley.
18	General Managers' Meeting (Toronto, Ont.)
26	NHL Founders Day (1917) – 9 games on schedule
28	2014 Discover NHL Thanksgiving Showdown™: New York Rangers at Philadelphia Flyers (1:00 p.m. ET)

DECEMBER

1	Sigining deadline for Group 2 free agents (5:00 p.m. ET)
4	U.S. Hockey Hall of Fame induction & Celebration of Lester Patrick (Minneapolis/St. Paul, Minn.). Inductees: Karyn Bye Dietz, Brian Rafalski, Jeff Sauer, Lou Vairo.
8-9	NHL Board of Governors Meeting (Boca Raton, Fla.)
19-27	Holiday roster freeze in effect: For all players on an NHL active roster, injured reserve, or with non-roster and injured non-roster status as of midnight (local time) Dec. 19, a roster freeze shall apply through midnight (local time) Dec. 27, with respect to waivers, trades and loans, subject to the exceptions provided for in CBA Article 16.5 (d).
24-26	Holiday break (no scheduled practices – dressing rooms closed)
26-Jan. 5	IIHF World Junior Championship (Montreal, Que. & Toronto, Ont.)

JANUARY

1	2015 Bridgestone NHL Winter Classic®: Chicago Blackhawks at Washington Capitals (Nationals Park, Washington, D.C.)
13	USHL/NHL Top Prospects Game (Dubuque, Iowa)
21	CCM/ECHL All-Star Classic (Orlando, Fla.)
22	CHL/NHL Top Prospects Game (St. Catharines, Ont.)
22-26	NHL All-Star Break (no games played)
22-25	No scheduled practices – dressing rooms closed
24	NHL All-Star Skills Competition™ (Nationwide Arena, Columbus, Ohio)
25	60th NHL All-Star Game (Nationwide Arena, Columbus, Ohio)
27	NHL Regular Season resumes

FEBRUARY

1	Hockey is for Everyone Month begins
14	Scotiabank Hockey Day in Canada (host: Halifax, N.S.)
21	2015 Coors Light NHL Stadium Series™: Los Angeles Kings at San Jose Sharks (Levi's® Stadium, Santa Clara, Calif.)
20-22	8th Annual Hockey Weekend Across America presented by CCM (USA Hockey)

MARCH

2	Trade deadline (3:00 p.m. ET)
---	-------------------------------

APRIL

9-11	NCAA Frozen Four (TD Garden, Boston, Mass.)
11	Last day of regular season (all teams in action)
15	Stanley Cup Playoffs begin
16-26	IIHF Under-18 World Championship (Zug and Lucerne, Switzerland)

MAY

1-17	IIHF World Championship (Prague and Ostrava, Czech Republic)
21-31	CHL Memorial Cup (Quebec City, Que.)
31-June 6	NHL Combine (Buffalo, N.Y.)

JUNE

20	Last possible day for 2014 Stanley Cup Final
TBA	Deadline for first club-elected salary arbitration (later of June 15 or 48 hours after the conclusion of the Stanley Cup Final, 5:00 p.m. ET)
26-27	NHL Draft (BB&T Center, Sunrise, Fla.)

JULY

1	Free agency begins (12:00 p.m. ET)
5	Deadline for player-elected salary arbitration notification (5:00 p.m. ET)
6	Deadline for club-elected salary arbitration notification (5:00 p.m. ET)
20-Aug. 4	Salary arbitration hearings held

AUGUST

6	Deadline for salary arbitration decisions to be rendered
---	--

REFEREES

NAME	NUMBER
*Burchell, Darcy	42
Charron, Francis	6
*Chmielewski, Tom	43
Devorski, Paul	10
Dwyer, Gord	19
Furlatt, Eric	27
*Hanson, Trevor	47
Hasenfratz, Mike	2
Hebert, Ghislain	22
Hebert, Jean	15
Jackson, Dave	8
Joannette, Marc	25
Kimmerly, Greg	18
Kowal, Tom	32
Kozari, Steve	40
L'Ecuier, Frederick	17
LaRue, Dennis	14
Lee, Chris	28
Leggo, Mike	3
*Lemelin, Mark	41
*Lewis, Dave	46
*Luxmore, Thomas John	49
Martell, Rob	26
McCauley, Wes	4
*McIsaac, Jon	45
Meier, Brad	34
Morton, Dean	36
Nicholson, Kendrick	44
O'Halloran, Dan	13
O'Rourke, Dan	9
Peel, Tim	20
Pochmara, Brian	16
Pollock, Kevin	33
Rank, Garrett	48
Rehman, Kyle	37
Rooney, Chris	5
Skilliter, Graham	24
St. Pierre, Justin	12
St-Laurent, Francois	38
Sutherland, Kelly	11
Walsh, Ian	29
Watson, Brad	23

*Minor league official

LINESMEN

NAME	NUMBER
Amell, Derek	75
Barton, Steve	59
Brisebois, David	96
Cameron, Lonnie	74
Cherrey, Scott	50
Cormier, Michel	76
Cvik, Mike	88
Devorski, Greg	54
Driscoll, Scott	68
Galloway, Ryan	82
Gibbs, Darren	66
*Grandt, John	98
Henderson, Don	91
Heyer, Shane	55
Kovachik, Brad	71
*Knorr, Trent	63
Lazarowich, Brad	86
Mach, Brian	78
MacPherson, Matt	83
McElman, Andy	90
Miller, Steve	89
Morin, Jean	97
Murchison, Kiel	79
Murphy, Brian	93
Murray, Jonny	95
Nansen, Derek	70
Nelson, Thor	80
Nowak, Tim	77
Pancich, Bryan	94
Racicot, Pierre	65
Rody, Vaughan	73
Sericolo, Anthony	84
Sharrers, Jay	57
Shewchyk, Mark	92
Wheler, Mark	56



2014-2015

MEDIA

MINNESOTA WILD

MINNESOTA WILD WIRELESS INFORMATION

Wireless access is available throughout Xcel Energy Center by connecting to the attwifi network. No username or password is needed.

ACCESS: The Minnesota Wild organization and Communications department strives to make its players, coaches, management and other personnel available in a timely and responsible fashion to all accredited members of the media.

CREDENTIALS: Press seating at Wild home games at Xcel Energy Center is available to accredited media in the Al Shaver Press Box located on the south side of the Xcel Energy Center's press level. Single-game credentials must be requested by 12 p.m. the day before a game and by 12 p.m. on Friday for weekend games. Credential requests can be made through the Minnesota Wild media website at www.wild.com/pressbox. Once approved, single-game credentials may be picked up beginning 2.5 hours before game time at the Media Entrance located inside Gate 1, at the southeast entrance of the Xcel Energy Center on Kellogg Boulevard. The elevator to the pressroom and pressbox is located in the southwest corner of the Xcel Energy Center near Section 107. Due to limited press box seating, approved credential requests will be seated on an as-available basis. Those persons holding full-season Wild or NHL Team Management credentials MUST enter through Gate 1.

DAY-OF-GAME INTERVIEWS: After completion of the morning skate, which typically begins at approximately 10:30 a.m. (for a 7 p.m. start), is the best time to interview players and coaches on a game day. Following a practice, the Wild typically makes players available to media first followed by the Head Coach. Requests to interview a player upon his arrival to Xcel Energy Center for the game will be accommodated upon the player's and coach's approval and should be requested at the morning skate. If the team is not practicing, the request should be made to the Wild, or visiting team public relations department, no later than 10 a.m. on the day of game. The Wild Communications department cannot guarantee access to players or coaches if no practice is scheduled. Interviews that need advance preparation or special accommodation by a Wild player or staff member, such as live television and radio interviews should be made by contacting the Wild Communications department no later than 10 a.m. on the day of the game.

DAY-OF-GAME PRACTICES: On home game days the Wild will typically take the ice at 10:30 a.m. The visiting team's practice usually starts at 11:30 a.m. Call the Wild Communications department if there is a question regarding either team's practice schedule.

LOCKER ROOMS: NHL locker rooms close 90 minutes before game time. Requests for interviews to take place before the locker rooms are closed will be accommodated only upon prior approval by both the player and coach. The rooms will re-open five minutes after the game and remain open for 30 minutes. The officials' locker room is off limits to the media. Should a comment or interpretation from the game's referee or NHL supervisor be needed, contact a member of the Wild Communications department and a pool reporter may be assigned.

LOCKER ROOM GUIDELINES: The NHL prohibits media from using cell

phones in locker room areas, including taking calls, photos and other cellular activity. Cell phones can only be used by media to record audio (not video). The Minnesota Wild does not allow anyone to step on the Wild logo located at the center of the locker room.

PHOTOGRAPHERS: Only those photographers on assignment will be allowed access to designated photography locations at rink level and in overhead positions. Xcel Energy Center spaces are accessible to local dailies and wire service photographers. Two photography positions are reserved for Wild team photographers. Additional photography positions are determined on a first-come, first-served basis; however, in cases of increased photographer attendance, positions will be assigned by team photographer, Bruce Kluckhohn. In all cases, photographers should check in with Bruce Kluckhohn in the pressroom before the start of warm-ups. Because of very limited photography locations, it is not possible to accommodate freelance photographers.

PRESS DINING ROOM: Media possessing season credentials or those granted single-game credentials are invited to have a meal before each game in the press dining room, located on the lower level (Xcel Energy Center's south side). The Minnesota Wild charge media \$11 to eat in the press dining room. The room opens two-and-one-half hours before game time. Dining room usage is limited to those presenting valid Wild credentials or NHL Team Management passes. It is impossible to accommodate family members, friends, guests or others. Any abuse of dining room privileges may cause forfeiture of a media pass. Refreshments are also available in the press box during the game.

TELEVISION COVERAGE: All television stations are prohibited by the National Hockey League from shooting and distributing game footage of any contest that is being broadcast from Xcel Energy Center by the Minnesota Wild, the visiting team or network television. Requests for special features and the like should be directed to the Wild Communications department.

MEDIA PARKING: The Wild Communications department will issue full-season parking passes to media expected to attend the majority of home games throughout the 2014-15 season. All other parking requests will be handled on a per-game basis and are subject to availability. Media parking is located in the RiverCentre Parking Ramp across Kellogg Boulevard from Xcel Energy Center. The ramp has two entrances: on Kellogg Boulevard and on Exchange Street, which can be accessed via Eagle Street (at the Kellogg and West Seventh intersection). To enter the arena, media should take the West elevator to Skyway Level and enter the arena through the skyway entrance to Gate 1. An alternate option is to cross Kellogg Blvd. and enter through the main entrance at Gate 1. Media parking is available in the RiverCentre Parking Ramp for all practices and morning skates by showing a parking attendant your Minnesota Wild media credential and/or your company issued media identification. A Wild media credential and/or company issued media identification will not allow you access to the parking ramp for games.

MEDIA RESOURCES

WILD.COM/PRESSBOX: The Minnesota Wild media website www.wild.com/pressbox provides media access to team press releases, game notes, postgame notes, multimedia and game day statistics among other information. Media can also use the site to request single-game credentials.

TWITTER: Follow @mnwildPR on Twitter to get the latest news and notes, practice times, appearance schedule and other valuable media information from the official Wild Public Relations Twitter account.

AARON SICKMAN

DIRECTOR OF MEDIA RELATIONS

Aaron Sickman is in his 16th year with the Minnesota Wild and second as Director of Media Relations. He started as an intern with the organization in June of 1998 and has held a number of positions in the club's communications and broadcasting department including Manager of Corporate Communications and Internet Services, Communications Manager and Manager of Media Relations and Team Services.

His responsibilities include facilitating interview requests for players and hockey operations personnel, distributing all team information and working closely with rights holders FOX Sports North and KFAN. Sickman has also been responsible for coordinating logistics with the players featured on Becoming Wild presented by Toyota since its inception in 2011.

A Twin Cities native, he attended John Marshall High School in Rochester, Minn., and graduated from Gustavus Adolphus College with a double major in Organizational Management and Geography. Sickman also earned a Master's in Sport Management from the University of Massachusetts Amherst and served as the media relations intern for the NFL's Miami Dolphins in 1997. The Wild received the prestigious 2005-06 Dick Dillman Award, given to the NHL's top public relations staff.

He and his wife, Kari, have two sons, Evan and Tate. The family resides in Rosemount.



CARLY PETERS

MEDIA RELATIONS COORDINATOR

Carly Peters is in her third season as Media Relations Coordinator, having previously spent two seasons in the organization's media relations and creative services departments. Her responsibilities include fulfilling credential and interview requests, writing game notes and press releases, maintaining statistic resources and updating team publications.

Peters spent the 2011-12 season as the Communications and Digital Media Coordinator for the Florida Panthers. Her duties included writing game notes and press releases, managing the team's social media accounts, assisting with interviews and acting as the team's contact at the NHL All-Star Game and NHL Awards.

Peters previously worked in USA Hockey's communications department as the 2008-09 USA Hockey Brian Fishman Intern, writing press releases, game recaps and facilitating the U.S. National Junior Team Evaluation Camp. She also spent time working for the Syracuse Crunch of the American Hockey league.


A Bloomington native, Peters attended Thomas Jefferson High School before graduating from Syracuse University with a bachelor's degree in public relations and a concentration in sport management.





FOX Sports North—the area's leading supplier of regional sports programming—and the Minnesota Wild's exclusive cable television partner since its inaugural season. The regional sports network enters its 14th consecutive year as part of this long-term partnership and will telecast 71 regular season Wild contests on FOX Sports North or FOX Sports North PLUS during the 2014-15 campaign. Minnesota Wild telecasts on FOX Sports North will feature play-by-play announcer Anthony LaPanta and color analyst Mike Greenlay. Tom Hanneman and Jamie Hersch will host Wild Live presented by CenturyLink before and after every game featuring analysis from Ben Clymer, Tom Chorske, Kevin Gorg and Wes Walz.

FOX Sports North reaches more than two million homes throughout Minnesota, Wisconsin, Iowa and North and South Dakota and telecasts nearly 2,600 hours of locally produced programming per year. The Emmy Award-winning regional sports network provides comprehensive coverage of the NBA's Minnesota Timberwolves, MLB's Minnesota Twins, the NHL's Minnesota Wild, the NFL's Minnesota Vikings, the WNBA's Minnesota Lynx as well as University of Minnesota athletic events.



KEVIN GORG

ANALYST/SIDELINE REPORTER

Kevin Gorg is an analyst and sideline reporter for FOX Sports North.

Gorg attended the University of St. Thomas where he studied teaching/coaching and minored in sports broadcasting. He served as the head hockey coach at Burnsville High School from 1993-95, head coach for Mounds View High School from 1995-98 and was the head coach for the University of St. Thomas Women's hockey team from 1998-2002 before he started reporting for FOX Sports North in 2003. He is currently the goaltending coach for St. Olaf College Women's Hockey and the Northfield Boys Hockey team.

Gorg is a Burnsville, Minn., native and played goalie for 1985 State Champion Burnsville High School hockey team. He went on to play collegiately at the University of St. Thomas and for a USHL team in Des Moines, Iowa. He is the father of three girls, Katarina, Madelynn and Annika, and in his spare time he loves to go to the movies, listen to Journey and follows horse racing.

ANTHONY LAPANTA

TELEVISION PLAY-BY-PLAY ANNOUNCER

Anthony LaPanta is in his third season as play-by-play announcer for the Wild and will partner with Wild television play-by-play analyst Mike Greenlay on the club's exclusive broadcast partner FOX Sports North.

A graduate of Totino-Grace High School and St. John's University (Collegeville, Minn.), LaPanta has covered the Twin Cities sports scene since 1991. The native of New Brighton, Minn., has hosted the pregame and postgame shows on FOX Sports North for the Twins, Wild and Timberwolves nightly since 2004 and served as the television play-by-play announcer for the University of Minnesota men's hockey team for two seasons before joining the Wild's broadcast team. He has also served as a play-by-play announcer for the Minnesota Twins and Minnesota Timberwolves on a fill in basis, and handled the play-by-play for all of FOX Sports North's High School coverage.

Before joining FOX Sports North, he was the television voice of the St. Paul Saints for 10 seasons and was the radio play-by-play announcer for the Twins in 1999.

LaPanta has won four regional Emmy Awards (two for play-by-play and two for anchor/host) and was involved in the development of the Hockey Day Minnesota concept.

LaPanta currently coaches football and baseball at Totino Grace High School.

LaPanta and his wife, Margo, have four children, and reside in Shoreview, Minn., where he has been active in the hockey community.



MIKE GREENLAY

TELEVISION ANALYST

Mike Greenlay is in his 12th year as the Minnesota Wild's Television Analyst. The former goalie, who was named to the television analyst position on Aug. 13, 2002, brings a unique perspective to the broadcast booth and provides in-depth analysis of the game both on and off the ice. Greenlay will partner with Wild television play-by-play announcer Anthony LaPanta on the club's exclusive broadcast partner FOX Sports North.

Prior to joining the Wild, Greenlay served as radio analyst for the Mighty Ducks of Anaheim for two seasons (1999-2001). He began his broadcast career with the Houston Aeros in 1995 serving as the team's radio and television color analyst for FOX Sports Southwest. Greenlay was the radio analyst for the Nashville Predators during its inaugural 1998-99 season, while also working as a television analyst for several networks. He spent three years as the television analyst for the Orlando Solar Bears on the Sunshine Network and the Central Collegiate Hockey Association on FOX Sports Detroit (1996-99). Greenlay also served as television analyst for the International Hockey League's Game of the Week (1995-99) and Turner Cup Finals (1995-99, 2001).

He played professional hockey for six seasons (1989-95) as a goaltender for several NHL organizations including the Edmonton Oilers, the Philadelphia Flyers and the Tampa Bay Lightning. Greenlay was a member of the 1988 Lake Superior State hockey team that won the NCAA Championship. He also was a part of the Atlanta Knights 1994 IHL Turner Cup Championship team.

Born in Brazil to Canadian parents, Greenlay was raised in Calgary, Alta., and holds an undergraduate degree in E-Commerce from the University of Phoenix and a Masters degree in Project Management. Greenlay and his wife, Amy, have a daughter, Halston, and a son, Landon. The family resides in Woodbury.





KFAN Radio (100.3 FM) enters its fourth year as the official flagship station of the Minnesota Wild and the Minnesota Wild Radio Network. All Minnesota Wild hockey games, including preseason games, regular season contests and Stanley Cup playoff games will be broadcast on KFAN Radio as part of an exclusive radio agreement. Any preempted contests will be heard on KOOL 108. Veteran play-by-play man Bob Kurtz and former NHL defenseman Tom Reid make up KFAN's broadcast team. In addition to their work together with the Wild, the duo was paired together for nine seasons as the television voices of the Minnesota North Stars beginning in 1980. Kevin Falness continues as the third member of the broadcast team.

The Twin Cities leader in sports talk radio, KFAN's overall sports coverage includes popular shows; The Power Trip, PA, The Common Man Program and Bumper to Bumper with Dan Barreiro. The stations web site, KFAN.com, is also linked to the official web site of the Minnesota Wild, Wild.com. KFAN, celebrating its 23rd year serving Minnesota Sports Fans, is a 100,000 watt station that serves as the Flagship to the Fan Radio Network which allows programming to reach most of Minnesota, Western Wisconsin and North Dakota. KFAN is also one of the most listened to stations on Clear Channel's iHeart Radio mobile app. Operated by Clear Channel Communication, the largest owner of full-power AM, FM, and shortwave radio stations and twelve radio channels on XM Satellite Radio, and is also the largest pure-play radio station owner and operator. The group is a privately owned company founded in 1972.



The Minnesota Wild is committed to growing the sport of hockey throughout the state of Minnesota and upper Midwest as part of the Minnesota Wild Radio Network. Through a partnership with Skyview Networks, more than 35 radio affiliates will broadcast Wild hockey games to thousands of Minnesota fans. The Wild and its radio partners will create and execute a variety of fundraising, educational and inspiring promotional opportunities for youth hockey players in communities all across the region.

Skyview Networks focuses on broadcast network solutions for play-by-play sports and syndicated radio. Currently, Skyview provides the broadcast services for over 60 professional and over 50 collegiate sports organizations. Skyview's services include satellite distribution, full network automation, affiliate relations, inventory management systems and advertising solutions. Newly released, Skyview's AdView Inventory Management web application goes beyond the radio broadcast to manage all forms of inventory including radio, television, print, signage and web in one panoramic system.



Presented by
 Xcel Energy

RADIO AFFILIATES (AS OF SEPTEMBER 19, 2014)

MINNESOTA

Albert Lea.....KATE 1450 AM
Austin.....KAUS 1480 AM
Bemidji.....KBUN 1450 AM
Benson.....KSCR 93.5 FM
Brainerd.....KUAL 103.5 FM
Crookston.....KROX 1260 AM
Detroit Lakes.....KDLM 1340 AM/93.1 FM
Duluth.....KQDS 1490 AM
Ely.....WELY 1450 AM/94.5 FM
Eveleth.....KRBT 1340 AM
Fairmont.....KSUM 1370 AM
Fergus Falls.....KBRF 1250 AM
Fosston.....KKCQ 1480 AM
Grand Marais.....WXXZ 95.3 FM
Grand Rapids.....KOZY 1320 AM

Hastings.....KDWA 1460 AM
Hibbing.....WMFG 1240 AM
Hutchinson.....KDUZ 1260 AM
International Falls.....KGHS 1230 AM
Mankato.....KMKO 95.7 FM
Marshall.....KARZ 1400 AM
Montevideo.....KKRC 93.9 FM
Mpls/St. Paul.....KFAN 100.3 FM
New Ulm.....KNUJ 860 AM
Red Wing.....KCUE 1250 AM
Rochester.....KWEB 1270 AM
Roseau.....KRWB 1410 AM
St. Cloud.....KXSS 1390 AM
Thief River Falls.....KKAQ 1460 AM
Verndale.....KVKK 1070 AM
Walker.....KAKK 1570 AM

Warroad.....KRWB 102.9 FM
Waseca.....KRUE 1170 AM
Winona.....KWNO 1230 AM

NORTH DAKOTA

Fargo.....KVOX 740 AM
.....KFGO 790 AM
Grand Forks.....KKXL 1440 AM

SOUTH DAKOTA

Aberdeen.....KSDN 930 AM
Sioux Falls.....KWSN 1230 AM
Vermillion.....KVTK 1570 AM

WISCONSIN

Amery.....WLMX 104.9 FM
Eau Claire.....WBIZ 1400 AM

KEVIN FALNESS

EXECUTIVE PRODUCER/STUDIO HOST

Kevin Falness is in his 15th year as the executive producer and studio host of Minnesota wild radio broadcasts on the club's flagship station KFAN radio and across the Minnesota Wild radio network. He is the host of the team's pre- and post-game shows, and keeps fans up to date on all the late-breaking hockey news and scores around the National Hockey League (NHL) between periods from the Audi quattro Club in the Xcel Energy Center. It serves as the starting point for each and every radio broadcast for the Minnesota Wild radio network.

Falness is a graduate of St. Louis Park High School and Brown Institute, and spent six years in Denver working in sports radio at KKFN before joining the Minnesota Wild.

Falness devotes much of his time to the Wild radio affiliate network, building the largest network in the NHL. Falness also serves as host of the two hour pre-game on KFAN for university of Minnesota Golden Gopher Football broadcasts plus works closely with the WCHA, NCHC and NSIC.

He and his wife, Melissa, have three sons, Brayden, Bennett and Beckett, and the family lives in St. Louis Park.





BOB KURTZ

RADIO PLAY-BY-PLAY ANNOUNCER

Bob Kurtz is in his 15th year behind the radio play-by-play microphone of the Minnesota Wild. He, along with radio analyst and former NHL defenseman, Tom Reid, can be heard on KFAN Radio (100.3 FM), the official flagship station of Minnesota Wild hockey, and the extensive radio net-work which blankets the State of Hockey. In addition to calling Wild games, Kurtz and Reid were previously paired on Minnesota North Star telecasts and have worked side by side on University of Minnesota and Michigan State hockey broadcasts, as well.

The Detroit, Mich., native spent 11 years (1989-00) working with New England Sports Network (NESN) in Boston, Mass., prior to joining the Wild for its inaugural season. He was the network's play-by-play voice of the Boston Red Sox and also broadcast an array of sports including Boston

Bruins hockey, Boston University hockey, the Hockey East Game of the Week and the American Hockey League.

Kurtz has strong Minnesota ties having served as the lead television announcer for the Minnesota North Stars for seven seasons on KMSP (1979-84) and KXLI (1987-88). He also performed play-by-play duties for the Minnesota Twins on KMSP from 1979 to 1986.

A graduate of Michigan State University, Kurtz returned to his alma mater to call Spartans hockey, football, baseball and basketball from 1974 to 1979. He has also done freelance play-by-play assignments with The Baseball Network (1994-95) and WJR Radio in Detroit.

He and his wife, Lorri, reside in Saint Paul. They have two sons, Paul and Danny.



TOM REID

RADIO ANALYST

Tom Reid begins is in 15th year with the Minnesota Wild and his 13th season as the club's radio analyst, after serving as television analyst for the club's first two seasons. Reid and Bob Kurtz work together as the voices of Wild hockey on the club's official flagship station KFAN radio (100.3 FM), and the extensive radio network which blankets the state of hockey. In addition to their work with the wild, the pair served as television broadcast partners with the North Stars beginning in 1980.

The former NHL defenseman joined the organization on Aug. 10, 2000, and spent his first two years as television analyst sharing his hockey knowledge with millions of hockey fans across Minnesota.

Reid spent 11 years playing in the NHL with the Chicago Blackhawks (1967-69) and the Minnesota North Stars (1969-78). In 701 games, the defenseman tallied 130 points (17-113=13) and 654 penalty minutes (PIM). He added 14 points (1-13=14) and 49 PIM in 43 career Stanley Cup Playoff games. Reid is the only NHL player to score a penalty shot on Hall of Fame goaltender Ken Dryden of the Montreal Canadiens.

Following his playing career, Reid spent the next 12 years as a television/radio analyst for the North Stars. Prior to his coming on board with the wild, he served as the television analyst for University of Minnesota Golden Gopher hockey telecasts and was a television analyst for the Minnesota State High School hockey tournament.

The Fort Erie, Ont., native has been very active in community service projects since moving to Minnesota more than 30 years ago. Reid is presently involved with Minnesota's newest children's wish granting organization "Wishes & More". He was a co-founder of the Minnesota chapter of the Make-A-Wish foundation in 1982, and served as the organization's volunteer vice president for 16 years.

Reid was on the initial board of directors for the NHL Alumni Association and served as the president of the Minnesota NHL Alumni chapter from 1998 to 2010. Reid is also the owner of Tom Reid's Hockey City Pub in downtown Saint Paul.

He and his wife, patty, reside in Eagan. They have a daughter, Rebecca, who also resides in Eagan.

This image shows a single sheet of white paper with horizontal ruling lines. The lines are evenly spaced and run across the width of the page. There are no margins, text, or other markings on the paper.

2014-2015 SCHEDULE



SEPTEMBER 2014

SUN	MON	TUE	WED	THU	FRI	SAT
	21 •WPG 7:00	22	23	24 •PIT 7:00	25	26 •WPG 7:00
27		28 •PIT 7:00	29	30		

• DENOTES PRESEASON GAMES

OCTOBER 2014

SUN	MON	TUE	WED	THU	FRI	SAT
			1	2 •STL 7:00	3	4 •STL 7:00
5	6	7	8	9 COL 8:00	10	11 COL 8:00
12	13	14	15	16	17 ANA FSN 9:00	18
19 LA 2:00	20	21	22	23 ARI FSN 7:00	24	25 TB FSN 7:00
26	27 NYR FSN 6:00	28 BOS NBSN 6:00	29	30 SJ FSN+ 7:00	31	

Listen to every Wild game on KFAN FM 100.3

NOVEMBER 2014

SUN	MON	TUE	WED	THU	FRI	SAT
						1 DAL FSN 7:00
2	3	4 PIT FSN 7:00	5	6 OTT FSN 6:30	7	8 MTL FSN+ 6:00
9	10	11 NJ FSN 6:00	12	13 BUF FSN 7:00	14	15 DAL FSN 1:00
16 WPG FSN 4:00	17	18	19	20 PHI FSN 6:00	21	22 TB FSN+ 6:00
23	24 FLA FSN 6:30	25	26 LA FSN 7:00	27	28 DAL FSN+ 7:30	29 STL FSN 7:00
30						

DECEMBER 2014

SUN	MON	TUE	WED	THU	FRI	SAT
	1	2	3 MTL FSN 6:00	4	5 ANA FSN+ 7:00	6
7	8	9 NYI FSN 7:00	10	11 SJ FSN 9:30	12	13 ARI FSN 7:00
14	15	16 CHI FSN 7:30	17 BOS NBSN 7:00	18	19	20 NSH FSN 7:30
21	22	23 PHI FSN+ 6:00	24	25	26	27 WPG FSN 6:00
28	29 WPG FSN 7:00	30	31 CBJ FSN 6:00			

JANUARY 2015

SUN	MON	TUE	WED	THU	FRI	SAT
				1	2 TOR FSN 7:00	3 DAL FSN 7:00
4	5	6 SJ NBSN 7:00	7	8 CHI FSN 7:00	9	10 NSH FSN 1:00
11 CHI 7:00	12	13 PIT NBSN 7:00	14	15 BUF FSN 6:00	16	17 ARI FSN 8:00
18	19 CBJ FSN 7:00	20 DET FSN 6:30	21	22	23	24
25 All-Star Game	26	27 EDM FSN 8:30	28	29 CGY FSN 8:00	30	31

FEBRUARY 2015

SUN	MON	TUE	WED	THU	FRI	SAT
1 VAN FSN 2:30	2	3 CHI NBSN 7:00	4	5	6	7 COL FSN 7:00
8	9 VAN FSN 7:00	10 WPG FSN 7:00	11	12 FLA FSN 7:00	13	14 CAR FSN 7:00
15	16 VAN FSN 9:00	17	18 CGY FSN 8:30	19	20 EDM FSN+ 8:00	21
22 DAL NBSN 7:00	23	24 EDM FSN 7:00	25	26 NSH NBSN 7:30	27	28 COL FSN 9:00

MARCH 2015

SUN	MON	TUE	WED	THU	FRI	SAT
1	2	3 OTT FSN 7:00	4	5 WSH FSN 6:00	6 CAR FSN 6:00	7
8 COL FSN 5:00	9	10 NJ FSN 7:00	11	12	13 ANA FSN 7:00	14 STL FSN 7:00
15	16	17 NSH FSN 7:00	18	19 WSH FSN 7:00	20	21 STL FSN 1:00
22	23 TOR FSN 6:30	24 NYI FSN 6:00	25	26	27 CGY FSN+ 7:00	28 LA FSN 7:00
29	30	31				

APRIL 2015

SUN	MON	TUE	WED	THU	FRI	SAT
			1	2 NYR FSN 7:00	3	4 DET FSN 6:00
5	6 WPG FSN 7:00	7 CHI NBSN 7:30	8	9 NSH FSN 7:00	10	11 STL NBSN 6:30

ALL TIMES CENTRAL. GAME DATES & TIMES SUBJECT TO CHANGE
For the latest game information, please visit wild.com



facebook.com/minnesotawild



twitter.com/mnwild



wild.com/app