



# 2014-15 | CAROLINA HURRICANES **MEDIA GUIDE**





# THE OFFICIAL STATION OF CANIAC NATION

**Mike & Mike  
in the Morning  
6-10am**



**Adam Gold &  
Joe Ovies  
3-7pm**

[wralSPORTSfan.com](http://wralSPORTSfan.com)



@999TheFan



@999TheFan



99.9TheFan

## TABLE OF CONTENTS

Gale Force Holdings/Hurricanes Directory . . . . .	2
Peter Karmanos Jr. . . . .	3
Hurricanes Holdings, LLP . . . . .	4
Executive Management . . . . .	6
Ron Francis . . . . .	7
Hockey Management . . . . .	8
Hurricanes Coaches. . . . .	10
Hockey Operations. . . . .	12, 15
Medical Staff. . . . .	13
Equipment Managers . . . . .	14
Scouting Staff . . . . .	16
Broadcasters . . . . .	17
Full-Time Staff . . . . .	18
2014-15 Organizational Roster. . . . .	24
Player Biographies and Statistics . . . . .	26
Players in the System . . . . .	84
2014 NHL Draft Recap . . . . .	102
Minor League Affiliations. . . . .	104
Community Relations . . . . .	108
Hurricanes vs. Opponents: 2014-15 . . . . .	116
2013-14 in Review . . . . .	148
Hurricanes Players: 2013-14 Game by Game. . . . .	156
2013-14 Transactions. . . . .	161
All-Time Player Trades and Acquisitions . . . . .	162
Year-By-Year History . . . . .	168
NHL Recaps. . . . .	205
Attendance . . . . .	206
All-Time NHL Rosters . . . . .	209
All-Star Games/Olympians/Milestone NHL Wins . . . . .	227
NHL Draft History . . . . .	228
Franchise Records . . . . .	236
Hurricanes in the Playoffs . . . . .	260
Media Information . . . . .	274
NHL General Information . . . . .	277
Medical Glossary . . . . .	280
2014-15 Game and Television Schedule . . . . .	283

## CREDITS

Editors: Mike Sundheim, Kyle Hanlin  
 Contributors: Michael Smith, Colleen Murphy, Nicole Stoudt, Torrey Bussey, Andy Rosen, Carolyn Gilbert  
 Photographer: Gregg Forwerck, Getty Images  
 Design and Production: Lauren Baxter

### CAROLINA HURRICANES HOCKEY CLUB

**PNC Arena** (Hockey capacity: 18,680)

**1400 Edwards Mill Rd., Raleigh, NC 27607**

**Main Phone:** 919/467-7825

**Ticket Information:** 1-866-NHL-CANES

**Colors:** Red, White, Silver and Black

**Minor League Affiliates:** Charlotte Checkers (AHL); Florida Everblades (ECHL)

**Cable Television Rightsholder:** Fox Sports Carolinas

**Main Fax:** 919/462-0123

**Website:** CarolinaHurricanes.com

**Radio Flagship:** WCMC 99.9 FM The Fan

# CLUB DIRECTORY

## EXECUTIVE MANAGEMENT

Chief Executive Officer/Owner/Governor	Peter Karmanos, Jr.
President	Don Waddell
Executive Vice President/Chief Financial Officer	Mike Amendola
Executive Vice President/General Manager	Ron Francis
Executive Vice President/General Manager, PNC Arena	Davin Olsen

## HOCKEY OPERATIONS

Assistant General Manager / Director of Hockey Operations	Mike Vellucci
Assistant General Managers	Ricky Olczyk, Brian Tatum
Head Coach	Bill Peters
Assistant Coaches	Rod Brind'Amour, Steve Smith
Goaltending Coach	David Marcoux
Director of Defensemen Development	Glen Wesley
Director of Forwards Development	Cory Stillman
Assistant to the General Manager/Video Scout	Darren Yorke
Video Coach	Chris Huffine
Head Athletic Trainer/Strength & Conditioning Coach	Peter Friesen
Assistant Athletic Trainer	Doug Bennett
Equipment Managers	Skip Cunningham, Bob Gorman, Jorge Alves
Executive Assistant to the President and General Manager/ Director of Investor Relations	Mari Jeter
Vice President of Communications and Team Services	Mike Sundheim
Senior Director of Communications and Team Services	Kyle Hanlin
Director of Amateur Scouting	Tony MacDonald
Amateur Scouts	Sheldon Ferguson, Robert Kron, Bob Luccini, Bert Marshall
Director of Pro Scouting	Marshall Johnston
Pro Scouts	Dave Hunter, Joe Nieuwendyk, Greg Stefan
Charlotte Checkers Head Coach/General Manager	Jeff Daniels
Charlotte Checkers Assistant Coach	Geordie Kinnear
Head Athletic Trainer, Charlotte Checkers	Brian Maddox
Equipment Managers, Charlotte Checkers	Steve Latin, Donny White

## ADMINISTRATION

Receptionists	Mary Lou Ruetz, Janet Davis
---------------	-----------------------------

## ARENA OPERATIONS

Vice President of Guest Relations, PNC Arena	Larry Perkins
Director of Arena Marketing	Crystal Pace
Administrative Assistant/Customer Care Coordinator	Sarah Saba
Director of Safety and Security	Clinton Peterson
Director of Parking and Traffic	Jared Wright
Director of Event and Guest Services	Steve Congress
Director of Premium Services	Suzanne Golden
Senior Premium Services Coordinator	TBD
Premium Services Coordinator	Beth Carter
Director of Production	Rob Douglas
Marketing Coordinator	Lindsey Hall
Production Manager	Barry Steiman
Production/Event Coordinator	Kim Chandler
Senior Director of Facilities and Operations	Alan Wobbleton
Director of Operations and Facilities	Craig Stover
Operations Manager	Melvin Terrell
Operations Supervisor	Alan Sykes
Facilities Supervisor	Sean Sollace
Vice President of Ticket Operations	Bill Nowicki
Director of Arena Box Office	Joe Sousa
Arena Box Office Manager	Erin Latore
Assistant Ticket Operations Manager	Chris Jovino
Ticket Operations Representative	TBD
Ticket Operations Supervisor	Erica Tillman
Arena Office Manager	Hilman Huskey
Ice Technician	Jared Dupre

## BROADCASTERS

Television Play-by-Play	John Forslund
Television Analyst	Tripp Tracy
Radio Play-by-Play	Chuck Kaiton
Sideline Reporter/Host	Chantel McCabe

## FINANCE/INFORMATION TECHNOLOGY

Senior Vice President/General Counsel	William Traurig
Accountant	Shaun Nicholson
Accounts Payable	Michael Arrington
Accounts Receivable	Patty Hiliard, Temika Smith-Harris
Payroll/Human Resources	Crystal DeDitiis, Keitha Stanley
Assistant to the CFO	Stacey Ustin
Vice President of Information Technology	Glenn Johnson
Director of IT Services	Myatt Williams
Client/Server Technologist	Larry Kelly

## FOOD AND BEVERAGE

Senior Director of VAB Catering	Chris Diamond
Director of Concessions	Rick Rhodes
Concessions Manager	Jim O'Brien
Assistant Concessions Manager	Barbara Couch
Concessions Administrative Coordinator	Cindy Medlin
Commissary Manager	Gary Berry
Commissary Senior Supervisor	Jorge Cruz
Executive Chef	Michael Flood
Executive Sous Chef	Dennis Atkinson
Sous Chef	Kevin Heintz
Banquet Chef	Lecan Huynh
Chef Garde Manger	Pete Aiello
Director of Catering	Frankie McGee
Catering Manager	Jenny Cope
Assistant Catering Manager	Skip Roach
Catering Administrative Coordinator	Monica Davenport
Director of Suites Food and Beverage	Lori Holtz
Suites Food and Beverage Supervisor	Hollie Hawkins

## MARKETING

Vice President of Marketing/Executive Director, Kids 'N Community Foundation	Doug Warf
Director of Marketing	Mike Forman
Director of CanesVision and In-Game Marketing	Chris Greenley
Director of Community Relations and Promotions	Jon Chase
Web Producer	Michael Smith
Manager of Creative Services	Lauren Baxter
Graphic Designer	Sean Barkume
Social Media Specialist	Coop Elias
Marketing Coordinator	Colleen Hamilton
Senior Producer, Gale Force Media, CanesVision and Wolfpack TV	Don Sill
Producer, Gale Force Media, CanesVision and Wolfpack TV	Logan McDonald, Christine Williams
Graphics Producer, Gale Force Media, CanesVision and Wolfpack TV	Rachel Cannon
Carolina Hurricanes Host	Amber Jaye
Youth and Amateur Hockey Coordinator	Shane Willis
Mascot Coordinator	George Brown
Promotions/Fan Development Coordinator	Ryan O'Quinn
Community Relations Coordinator/KNCF Grant & Event Specialist	Gabby Pinto
Community Relations Coordinator	Sarah Sessoms
Team Photographer	Gregg Forwerck


## MERCHANDISE

Director of Merchandise	James Blitch
-------------------------	--------------

## SALES

Vice President of Corporate Partnerships	Jim Ballweg
Senior Corporate Sales Executive	Rick Francis, Johnny Gill
Corporate Sales Executive	Justin Buck
Vice President of Ticket Sales	Kyle Prairie
Director of Ticket Sales	Peterson Avetta
Account Executives/Business Development	Michael Miller, Greg Perna, Jonathan Kramer
Customer Relationship/Database Manager	Jeffrey Schum
Client Relations Representatives	Cody Smith, Joe Welch, Brian Friedhaber
Hurricanes Group Sales Manager	Brian Kapusta
PNC Arena Group Sales Manager	Brian Slais
Senior Group Sales Representative	Rich Davis
Ticket Sales Assistant	Karen Prince
Client Services Coordinator	Marie Bobalik





# PETER KARMANOS JR.

CHIEF EXECUTIVE OFFICER / OWNER / GOVERNOR

Peter Karmanos Jr. is the principal owner/governor and chief executive officer of the Carolina Hurricanes, as well as the chairman and co-founder of MadDog Technology. Karmanos acquired the franchise on June 28, 1994—the afternoon of the 1994 NHL Entry Draft. After three financially unsuccessful seasons in Hartford, Conn., and after an agreement on a new facility between the team and the state of Connecticut could not be reached, Karmanos announced he would relocate the franchise to Raleigh, NC, on May 6, 1997. There, Karmanos signed a 40-year lease with the city of Raleigh and the state.

Since their arrival in North Carolina, the Hurricanes have enjoyed tremendous all-around success. On the ice, the team has advanced to the Conference Finals three times in the last 12 seasons, capturing Eastern Conference titles in 2002 and 2006 and the Stanley Cup in 2006. Off of the ice, the Hurricanes have become a key component of the sporting landscape in North Carolina, and in 2009 were recognized as the top hockey franchise and second-ranked franchise in all of sports by ESPN in the “Ultimate Standings,” a collection of data and survey results that takes into account a team’s on-ice or on-field success, as well as its community impact and overall fan experience. The spotlight shined on the Hurricanes franchise again in January 2011, when the team and city of Raleigh earned tremendous praise for the successful 2011 NHL All-Star Weekend.

In the summer of 1998, Karmanos formed Gale Force Holdings to manage his hockey interests, which include the Carolina Hurricanes and PNC Arena; the Florida Everblades of the ECHL and Germain Arena in Ft. Myers, Fla.; and the Plymouth Whalers of the Ontario Hockey League and Compuware Arena. In the fall of 2011, a new subsidiary of Gale Force Holdings, LP, was created called Hurricanes Holdings, LLC, which features the Hurricanes and the management of PNC Arena. Since that time, 21 new investor groups have joined Karmanos in the ownership of Hurricanes Holdings, further solidifying the franchise’s financial structure.


Karmanos attended Wayne State University in Detroit. He founded Compuware in 1973 with two partners who, with Karmanos, pooled their tax return money to start the company. Karmanos’ initiative and business prowess were recognized in 1989 by the Institute of American Entrepreneurs, which named him Entrepreneur of the Year. In April 1999, Karmanos ensured that his company would not lose sight of its roots when he decided to relocate more than 4,100 highly-skilled jobs from Compuware’s headquarters in Farmington Hills, Mich., to Campus Martius, a business district in the heart of downtown Detroit. He retired from his position of executive chairman of Compuware in March 2013.

The same competitive spirit that led to Karmanos’ success as an entrepreneur also fuels his 30-year sponsorship of youth hockey programs. In Detroit, Karmanos sponsors the Plymouth Whalers (players ages 20-under), which was the first American club to play in the Ontario Hockey League. Compuware youth hockey programs, including the Plymouth Whalers, have produced many NHL stars over the years including Pat LaFontaine, Al Iafrate, Mike Modano, Eric Lindros and Kevin Hatcher. Countless youth hockey programs benefit each season through the efforts and sponsorship of Carolina Hurricanes and Compuware. In December 1997, Karmanos was chosen as one of four recipients of the Lester Patrick Award. Originating in 1966, the award is given annually to individuals who are recognized for “outstanding service to hockey in the United States.” In 2010, Karmanos received the Ontario Hockey League’s Bill Long Award, presented in recognition and appreciation of an individual who has made an outstanding contribution to the OHL, and was inducted into the Michigan Sports Hall of Fame. On December 2, 2013, Karmanos was inducted into the United States Hockey Hall of Fame.

In addition to his business and hockey interests, Karmanos is widely known for his philanthropy, particularly in the area of cancer research. In 1995, Karmanos established the Barbara Ann Karmanos Cancer Institute in Detroit, with donations that now total in excess of \$60 million. The institute is one of only 39 in the United States granted “comprehensive cancer center” status by the National Institute of Health, and the only one of the 39 named after a woman.

Karmanos resides in the Detroit area with his wife Danialle, and their sons Socrates, Leonidas, Spiros and Aristides. He now has seven sons and nine grandchildren. Danialle—in addition to her ongoing work as a nationally acclaimed video producer—founded Danialle Karmanos’ Work It Out (DKWIO). A 501(c)3 organization, DKWIO fights childhood obesity by providing kids with the tools they need to make healthy choices. By helping kids achieve health in mind, body and spirit, DKWIO has touched the lives of thousands of at-risk children in the Detroit and Triangle communities.

As an award-winning writer, producer and director, in 2008 Danialle was tapped by Governor Jennifer Granholm to serve on the newly-chartered Michigan Film Office Advisory Council. In a 2010 Michigan-wide election, Danialle was elected to serve an eight-year term on the Wayne State University Board of Governors. She also works tirelessly on behalf of the Karmanos Cancer Institute, partnering with the organization to develop memorable creative content. Her creative talents also led Danialle to become a founding member, Board member and past chair of the critically-acclaimed Museum of Contemporary Art Detroit (MOCAD). She also serves on the boards of the Michigan Opera Theatre and the College for Creative Studies, and is a trustee for the Parade Company, the non-profit organization responsible for the renowned America’s Thanksgiving Parade and numerous other family-oriented events in Metropolitan Detroit.



## Hurricanes Holdings, LLC

**Hurricanes Holdings, LLC, owns the Carolina Hurricanes and operates PNC Arena. Majority owner Peter Karmanos Jr. is joined by 21 minority investor groups in the ownership of the Hurricanes franchise.**

Fifteen of the 21 partners are: Michael Kahn, Capitol Broadcasting Company, Inc. (James Goodman), Matthew Szulik, Ice Puck LLC (Orris Temple Sloan, Jr.), Clancy & Theys Construction (David Tim Clancy, Joel Thomas Irving Clancy, Kathryn Virginia Clancy, Robert Todd Clancy, Sarah Elizabeth Sturm), Jim Rutherford, Hurricanes Investment, LLC (Abel Zalcborg, Barbara Zalcborg), Whitney Holdings Inc. (Frederick J. Whitney, Timothy M. Whitney), Playmakers Management, LLC (Ron Francis), GreengardenDRC, LLC (Eliza Kraft Olander and Brian McHenry), Ron de Lange, Mark and Tara Rein, Chuck Hammel, Michael and Melissa Colantuoni and Duane and Margo Fitch. The remaining six investment partners have chosen to keep their partnerships private.



### Michael Kahn

Born and raised in Atlanta, Michael Kahn has been involved in a family-owned wine and spirits business all of his life. He is the chief operating officer of Empire Distributors Inc., originally founded by his grandfather in 1940. Kahn, who has been nominated as Outstanding Philanthropist of the Year, currently resides in Charlotte with his wife, Wendy, and three sons. Kahn is the Owner and Governor of Carolina's American Hockey League affiliate, the Charlotte Checkers.



James Goodman


### Capitol Broadcasting Company, Inc.

Capitol Broadcasting Company, Inc. is a locally-owned communications company which owns WRAL-TV, WRAZ-TV, WRAL-FM, WCMC-FM, WDNC-AM, WCLY-AM, Microspace, CBC New Media Group and Wolfpack Sports Marketing in the Triangle; WJZY-TV and WMYT-TV in Charlotte; WILM-TV and Sunrise Broadcasting in Wilmington, NC; and real estate interests including the American Tobacco Project and Diamond View office buildings in Durham. Jim Goodman serves as President and CEO of Capitol Broadcasting. Capitol Broadcasting Company owns and operates the Durham Bulls of the International League, the Triple-A affiliate of the Tampa Bay Rays, and Capitol property 99.9 The Fan (WCMC-FM), which is the flagship station of the Carolina Hurricanes' radio network.



### Temple Sloan, Jr.

Temple Sloan, Jr., has sat or is currently sitting on the boards of some of the most prominent businesses in the Triangle community. He currently serves as chairman of the board for General Parts International, Inc., Trail Creek Investments, Inc. and Highwoods Properties. He was the former Lead Director for Lowe's Companies and also for Bank of America, as well as a partner of Ready Mix Concrete and Al Smith Buick. Sloan was inducted into the North Carolina Business Hall of Fame in 2010.



### Clancy & Theys Construction

Clancy & Theys Construction was founded in Raleigh in 1949 by brothers-in-law E.I. Clancy and John Theys. Today the company is owned by the late E.I. Clancy's family, and is managed by his sons. Tim Clancy is president, and his brother Tick is executive vice president. Clancy & Theys provides a diverse range of construction and construction management services for public, commercial, industrial, retail and residential clients. In addition to its Raleigh headquarters, Clancy & Theys operates offices in Wilmington, Charlotte, Newport News, VA, and Orlando, FL.



### Ron Francis

Following a Hall of Fame hockey career, Ron Francis joined the Hurricanes front office in 2006, where he currently serves as Executive Vice President and General Manager. The Sault Ste. Marie, Ont., native retired from his on-ice career on Sept. 14, 2005, following a career in which he established himself as the greatest player in franchise history. Francis scored 549 goals and earned 1,249 assists (1,798 points) over 23 NHL seasons with Hartford, Pittsburgh, Carolina and Toronto, and ranks fourth in NHL history in points, behind only Wayne Gretzky, Mark Messier and Gordie Howe. Francis won the Stanley Cup twice with Pittsburgh (1991, 1992) and was inducted into the Hockey Hall of Fame on Nov. 12, 2007.



Barbara Zalcborg



Abel Zalcborg

### Abel and Barbara Zalcborg

Abel and Barbara Zalcborg are co-founders of OFM, Inc., a family-owned importer and distributor of office furniture to the trade located in Holly Springs, NC and Phoenix, AZ. OFM is a past winner of the Triangle Business Journal's "Fast 50" award, recognizing the fastest-growing private companies in the Triangle. The Zalcborgs' professional interests also include partnership in a land development company in Holly Springs and Clayton, NC, and a private jet charter company at RDU. Devoted philanthropists, Barbara and Abel Zalcborg's professional interests include commercial and development, a private jet charter company and The Daniel Diers Action Sports Complex. They are also devoted to support Children's Flight of Hope, Kids 'N Community and The Frankie Lemon School. Abel and Barbara have two children, Blake Zalcborg and Cara Zalcborg Hylton, who each reside in the area.



Frederick Whitney



Timothy Whitney

## Whitney Holdings Inc.

The investment corporation, Whitney Holdings Inc., was created by Frederick J. Whitney and Timothy M. Whitney in August 2011 for the purpose of investing in the Carolina Hurricanes Hockey Club. Originally from Cleveland, Frederick has called Raleigh home since 1974. He began his professional career as a city planner before becoming a financial planning investment advisor. Born in 1978, Timothy Whitney is a Raleigh native. He joined Frederick in the financial planning industry and operates as a portfolio manager. Together, the father and son team are partners of Whitney Wealth Management. Frederick and Timothy are active supporters of the local community and believe that Raleigh greatly benefits from the presence of a professional sports franchise.



Eliza Kraft Olander



Brian McHenry

## Eliza Kraft Olander and Brian McHenry

Eliza Kraft Olander is retired from the business world and focuses on community development and philanthropy. Brian McHenry is President of McHenry Software. Together they are involved in many national and local charitable organizations, including the Frankie Lemmon School, Triangle Wine Experience, YMCA, SPCA, Band Together and Children's Flight of Hope. They have two children, Michael Olander, Jr., who lives in Raleigh and owns O2 Fitness Clubs in the Triangle and eastern North Carolina, and Amanda McHenry Keesee, a U.S. Naval officer who recently moved back to North Carolina with her husband, Cody Keesee, who is also a Naval officer.



## Ron de Lange

Ron de Lange is President and CEO of Tekelec, an innovator of mobile internet solutions headquartered in Morrisville, NC, and serves as a member of Tekelec's board of directors. He recently served for several years as a board member of the Morrisville Chamber of Commerce, and has also served as a board member of the Alliance for Telecommunications Solutions (ATIS) and on the DePaul University School of Computer Science, Telecommunications and Information Systems (CTI) Leadership Council.



## Chuck Hammel

Chuck Hammel is President and owner of PITT OHIO, a successful regional transportation company. Headquartered in Pittsburgh, PA, PITT OHIO operates in ten states, with 21 terminals and more 2,600 employees, and provides its customers with the most reliable service the less-than-truckload (LTL) industry has to offer. Hammel is also highly involved in his community, serving on the Board of Directors for the Pittsburgh Branch of the Federal Reserve Bank of Cleveland, Allegheny Conference on Community Development and Riverlife, as well as on the Board of Trustees for Senator John Heinz History Center. He is a member of the Federal Reserve Bank of Cleveland Business Advisory Council, Mayor's Economic Development Panel, Allegheny County Transportation Vision Team and Duquesne Club. Chuck and his wife, Kristen, have four boys, and live in Sewickley, PA, a suburb of Pittsburgh.



Mark Rein



Tara Rein

## Mark and Tara Rein

Mark Rein is the vice president and co-founder of Epic Games, a video game development company based in Cary, NC. Epic Games is well known for the creation of the Unreal Engine technology, which powered the Unreal series of first-person shooters, Infinity Blade series for mobile platforms, as well as the Gears of War series for Xbox 360. The company, which was established in 1991, moved its headquarters to the Triangle in 1999, and today has more than 300 employees worldwide. Originally from Toronto, Rein and his wife, Tara, live in Raleigh with their three children.



Michael Colantuoni



Melissa Colantuoni

## Michael and Melissa Colantuoni

Michael and Melissa Colantuoni settled in Raleigh in 2009 after following Michael's executive finance occupation to Boston, San Jose, Colorado and Ohio. Michael completed his high-tech business career at AT&T, where he was in charge of finance, planning and strategy. For more than a decade, Melissa has been director of finance and administration at The Hive Group, a visualization-based data discovery company. Michael serves on the Board of the Frankie Lemmon Foundation. Melissa is actively involved with the Raleigh Giving Party, supporting various local charities, and their children, Anderson and Ashleigh, spread the message of the Children's Flight of Hope inside their schools.



Duane Fitch



Margo Fitch

## Iceworks, LLC

Duane and Margo Fitch created Iceworks as a holding company for their investment in the Carolina Hurricanes in June 2012. Originally from Michigan, Duane and Margo relocated their family to North Carolina in 1982, after Duane completed medical school at the University of Michigan and accepted a fellowship in gastroenterology at the University of North Carolina at Chapel Hill. He is board certified in internal medicine and gastroenterology, and he serves as President and CEO of Wilson Digestive Disease Center, which provides diagnostic procedures and treatment for patients statewide. Margo is the CFO of Wilson Digestive Disease Center and a registered nurse. Duane and Margo have three children; Max, a graduate of the UNC Chapel Hill Kenan-Flagler Business School, serves as Managing Partner of Iceworks; Adam, a graduate of North Carolina State University and owner/operator of AMA Landscape Design; and Adrienne, a student of fashion and textile development at North Carolina State University.





## DON WADDELL

PRESIDENT, GALE FORCE SPORTS & ENTERTAINMENT

---

Don Waddell, 55, is in his first season with the Hurricanes after being named President of Gale Force Sports & Entertainment on July 1, 2014. Waddell has nearly 35 years of experience in professional hockey as a player, coach, general manager, scout and business executive. As President of Gale Force Sports & Entertainment, Waddell oversees the business sides of the Carolina Hurricanes, Florida Everblades and Plymouth Whalers.

Prior to joining the Hurricanes, Waddell spent three seasons as a professional scout with the Pittsburgh Penguins. Waddell was general manager of the Atlanta Thrashers from the team's founding in 1998, until 2010 when he took the role of team president.

Waddell also served as executive vice president and co-chair of the executive committee of the Atlanta Spirit, the parent company of the Thrashers, the National Basketball Association's Atlanta Hawks and Philips Arena. He won the Stanley Cup as assistant general manager of the Detroit Red Wings in 1997-98.

Before becoming an NHL executive, Waddell helped build and guide two International Hockey League (IHL) franchises in San Diego (1990-95) and Orlando (1995-97) as those clubs' executive vice president and general manager. While in Orlando, he was vice president of RDV Sports and served on the executive committee that oversaw the NBA's Orlando Magic, the IHL's Orlando Solar Bears and the company's retail and aviation interests. Waddell was twice named IHL executive of the year (1992-93 and 1995-96).

Waddell played four seasons of Division I collegiate hockey from 1976-80 at Northern Michigan University where he majored in business management. He was drafted by the Los Angeles Kings in 1978, and spent three years with the organization. Waddell played more than nine seasons of professional hockey, spending the final years of his playing career as player/coach of the IHL's Toledo Goaldiggers (1985-86) and Flint Spirits (1986-88). He also served as head coach of the San Diego Gulls in 1991-92, and was interim head coach of the Atlanta Thrashers on two occasions during his tenure with the club.

A native of Detroit, MI, Waddell has also served in several capacities with USA Hockey during the past five decades. In October 2013, he was named international consultant with a special focus on player identification and interface with the U.S. National Junior Team and USA Hockey's National Team Development Program. Waddell was the general manager for United States' teams at the 2006 Winter Olympic Games in Italy, and the 2001, 2002 and 2005 International Ice Hockey Federation (IIHF) Men's World Championships. As a player, he helped Team USA to the gold medal at the 1983 IIHF World Championship.

Don lives in Raleigh with his wife, Cherry. Their daughter, Chelsea, and son-in-law, Zach, live in Duluth, GA, with their son, Noah.



## MIKE AMENDOLA

EXECUTIVE VICE PRESIDENT / CHIEF FINANCIAL OFFICER

---

Mike Amendola is in his 34th year with the franchise, making him the longest-tenured front office employee in the Carolina Hurricanes organization. As executive vice president and chief financial officer, he is responsible for all financial, human resources and information technology areas for the Carolina Hurricanes and PNC Arena. In addition, Amendola also oversees the financial operations of the other entities of Gale Force Holdings, which include the Florida Everblades, Germain Arena, Plymouth Whalers and Compuware Arena.

Amendola first joined the organization in 1981, and previously held the titles of senior accountant, controller, treasurer and vice president of finance and administration. On July 18, 2005, he was named an alternate governor, giving him the ability to represent the

club at NHL Board of Governors meetings.

Amendola received an undergraduate degree in business and economics from Lehigh University in 1976, and an advanced degree in accounting from the University of Miami in 1979. He is a member of the American Institute of C.P.A.s, the North Carolina Association of C.P.A.s and the Connecticut Society of C.P.A.s.

Amendola and his wife, Roberta, have two children, Michael Jr. and Chiara.



## DAVIN OLSEN

EXECUTIVE VICE PRESIDENT / GENERAL MANAGER, PNC ARENA

---

Davin Olsen is in his 18th year with the franchise. Olsen oversees the daily operations and functions held at PNC Arena. He contracts, schedules and coordinates all logistical and technical aspects of events that take place at the arena.

While he is based in Raleigh, Olsen also consults on other Gale Force Holdings ventures, including Germain Arena in Ft. Myers, Fla., and Compuware Arena in Plymouth, Mich. Prior to joining the Hurricanes, Olsen served as the director of recreational facilities at the University of North Carolina at Charlotte. With more than 27 years of experience in arena management, Olsen has also administered the New Haven Coliseum, the Hartford Civic Center and UNC-Charlotte.

Olsen and his wife, Marci, reside in Apex. He has two sons: Davin (22) and Jason (18).



# RON FRANCIS

## EXECUTIVE VICE PRESIDENT AND GENERAL MANAGER

Ron Francis was named the eighth general manager in franchise history on April 28, 2014, and the second to serve as general manager after also playing for the team. The Sault Ste. Marie, Ont., native is in his ninth season in management with Carolina, most recently serving as Vice President of Hockey Operations prior to his appointment as executive vice president and general manager. As executive vice president and general manager, Francis, 51, is responsible for all of the team's hockey decisions. In addition to his hockey operations duties, Francis also serves as one of the team's alternate governors.

Following a career in which he established himself as the greatest player in Hurricanes franchise history, Francis re-joined the organization in November 2006 as the team's director of player development. He was promoted to assistant general manager on Oct. 4, 2007, but returned to the team's locker room on Dec. 3, 2008, when he joined Paul Maurice behind the bench as associate head coach. While serving as a coach, Francis maintained a voice in the Hurricanes' front office decision-making, serving as the team's director of player personnel. He returned to the front office full-time in June 2011, accepting the role of director of hockey operations.

Francis announced his retirement on Sept. 14, 2005, following a 23-year NHL career with Hartford, Pittsburgh, Carolina and Toronto. In 1,731 NHL regular-season games, Francis scored 549 goals and earned 1,249 assists (1,798 points), to rank him fourth all-time on the league's points list behind Wayne Gretzky, Mark Messier and Gordie Howe. Francis' 1,249 assists rank second only to Gretzky (1,963), and he ranks third on the games-played list behind Howe (1,767) and Messier (1,756).

The Hartford Whalers drafted Francis in the first round, fourth overall, in the 1981 NHL Entry Draft. Francis played with the Whalers for 10 seasons before joining Pittsburgh at the trading deadline of the 1990-91 season. He spent seven full seasons with the Penguins before rejoining the organization that drafted him, when the relocated Carolina Hurricanes signed him as a free agent on July 13, 1998. In 16 seasons with the Hartford/Carolina franchise, Francis played in 1,186 games, scoring 382 goals and earning 793 assists for 1,175 points – all of which are franchise records. The Hurricanes officially retired Francis' No. 10 jersey to the arena's rafters on Jan. 28, 2006, and on Nov. 12, 2007, Francis was inducted into the Hockey Hall of Fame.

During his playing career, Francis played in four NHL All-Star games, and he won the Lady Byng Trophy (sportsmanship and gentlemanly conduct) three times (1995, 1998, 2002), the Frank J. Selke Trophy (best defensive forward) once (1995) and the King Clancy Memorial Trophy (leadership/humanitarian/community work) once (2002). He also won the Alka-Seltzer Plus Award in 1995, when he led the NHL in plus/minus, and was a key member of the Penguins' Stanley Cup-winning teams in 1991 and 1992. The impact Francis had for the sport of hockey in North Carolina was further recognized on May 2, 2013, when he became the first hockey player inducted into the North Carolina Sports Hall of Fame.

Ron and his wife, Mary Lou, have a daughter, Kaitlyn, and two sons, Michael and Connor. They reside in Raleigh.



General Manager Ron Francis greets Alex Nedeljkovic, who was selected 37th overall by the Carolina Hurricanes during the 2014 NHL Entry Draft at Wells Fargo Center on June 28, 2014 in Philadelphia, Pennsylvania.



## MIKE VELLUCCI

### ASSISTANT GENERAL MANAGER / DIRECTOR OF HOCKEY OPERATIONS

---

Mike Vellucci, 47, is in his first season with the Carolina Hurricanes. As assistant general manager and director of hockey operations, Vellucci oversees scouting and player development for the Hurricanes.

Vellucci joins the Hurricanes after 14 seasons with the Ontario Hockey League's Plymouth Whalers, serving as Head Coach and General Manager for the majority of that time. The Farmington, MI, native led Plymouth to a 468-322-36 record during his time in the OHL, and ranks first in Plymouth franchise history in games coached (826), wins (468) and playoff wins (70). Vellucci was the first American to win the Matt Leyden Trophy as OHL coach of the year after the Whalers captured the OHL championship in 2006-07. He was also named the OHL's Coach of the Year and Executive of the Year in 2012-13, becoming the first to win both awards in the same

season. He was the second member of the organization to be recognized as the OHL's Executive of the Year, joining Jim Rutherford, who won it in back-to-back seasons in 1993 and 1994 with the Detroit Jr. Red Wings.

Prior to joining the Whalers, Vellucci was with Detroit Compuware of the North American Hockey League (NAHL), where his teams went 241-82-27 in the regular season from 1994-99, and captured U.S. national championships in 1994 and 1999. The Ambassadors also captured two NAHL regular-season titles and four Robertson Cups. Vellucci played professionally in the IHL, AHL, ECHL and BHL from 1986-89. Selected by the Hartford Whalers in the seventh round of the 1987 NHL Entry Draft, Vellucci played for Hartford during the 1987-88 season.

Vellucci and his wife, Sue, have a daughter, Allison (17), and a son, Ryan (11).



## BRIAN TATUM

### ASSISTANT GENERAL MANAGER

---

Brian Tatum, 40, is entering his 17th year with the Carolina Hurricanes and his first as assistant general manager. As assistant general manager, the Raleigh native's responsibilities include staff contract negotiations, scheduling, serving as the club's liaison to the NHL regarding matters related to the Collective Bargaining Agreement and all hockey related administrative duties. He also serves as the internal liaison for the hockey department and business operations and he will continue to manage the communications department.

Prior to his promotion to assistant general manager on April 28, 2014, Tatum served as vice president of team operations for two seasons, and as senior director of team operations for five years. Tatum was the Hurricanes' team services manager from 2000-2006, responsible for the coordination of all of the team's travel, including accommodations, transportation, catering and all player-related requests.

Tatum first joined the organization in 1997 as an intern in public relations and was hired in the ticket sales department after earning a master's degree in sports management from North Carolina State University. He earned his undergraduate degree from UNC-Wilmington, where he was an infielder on the Seahawks' baseball team.

Tatum was raised in Raleigh and was a standout baseball and basketball player at Broughton High School. He and his wife, Liz, reside in Raleigh.



## RICKY OLCZYK

### ASSISTANT GENERAL MANAGER

---

Ricky Olczyk, 44, is in his first year as assistant general manager for the Carolina Hurricanes, and his eighth NHL season in management. Olczyk serves alongside Brian Tatum and Mike Vellucci under Executive Vice President and General Manager Ron Francis.

Olczyk completed six seasons as assistant general manager with the Edmonton Oilers prior to joining the Hurricanes. The Chicago, IL, native originally joined the Oilers' hockey operations staff in 2007 as director of hockey administration and legal affairs, serving Edmonton's liaison to the NHL regarding all matters pertaining to the CBA. Prior to joining the Oilers, Olczyk ran his own legal consulting firm in Chicago for six years, representing players and advising families on academic and professional goals. He also spent two seasons with the National Hockey League Players' Association in Toronto.

A 1992 graduate of Brown University, Olczyk played four seasons of Division I hockey and served as the Bears' captain during his senior year. He also captained the United States Under-17 National Team that won the Silver Medal at the 1986 World Cup. Olczyk graduated Magna Cum Laude from Brown with a degree in Philosophy. He also wrote an honors thesis, was inducted into the Phi Beta Kappa academic honor society, and was named to the Academic All-Ivy Team.

After earning his law degree from Cornell Law School in 1996, Olczyk was admitted to the Arizona Bar and worked for two years at Ryley, Carlock & Applewhite, a Phoenix law firm, specializing in corporate and commercial transactions and civil litigation.

An avid trail runner, Ricky has raced in the Pike's Peak Marathon five times. He enjoys reading, and is a frequent guest lecturer at several colleges and law schools. Ricky is the younger brother of Eddie Olczyk, U.S. Hockey Hall of Famer and television analyst for the NHL on NBC.





# MARSHALL JOHNSTON

## DIRECTOR OF PROFESSIONAL SCOUTING

Marshall Johnston is in his 10th season overseeing the Hurricanes' professional scouting department. Johnston has more than 30 years of NHL experience as a general manager, assistant general manager, director of player personnel, scouting combine executive director, head coach, assistant coach and player. The Hurricanes' 2006 championship marked the first Stanley Cup title of Johnston's career.

Prior to joining the Hurricanes, Johnston served as director of player evaluation for the Chicago Blackhawks. Previously, he had spent six seasons with the Ottawa Senators, serving as director of player personnel from July 1996 through March 1999, assistant general manager from March 1999 through June 1999 and general manager from June 1999 through June 2002. During his tenure in Ottawa, the Senators earned two division titles, had three 40-win seasons and never missed the playoffs.

Johnston, a native of Birch Hills, Sask., played seven NHL seasons as a defenseman with the Minnesota North Stars and California Golden Seals from 1967-1974. After his playing career, he returned to coach his alma mater, the University of Denver, leading the Pioneers to the Western Collegiate Hockey Association title in 1977-78. As a player, Johnston captured a National Collegiate Athletic Association title with Denver.

Johnston joined the Colorado Rockies (NHL) as assistant general manager and assistant coach on May 4, 1981, and served as the team's head coach for the final 56 games of the 1981-82 season. After the team moved to New Jersey in 1982, he remained with the Devils as an assistant coach until November 1983, and was later named director of player personnel, a position he held for 10 years.

During his time leading the Devils' scouting department, the team drafted, among others, Martin Brodeur, Bill Guerin, Brendan Shanahan, Mike Dunham, Sean Burke, Scott Niedermayer, Brian Rolston, Kirk Muller and Kirk McLean. At the international level, Johnston led Team Canada as head coach in the 1978 (bronze), 1979 (fourth) and 1982 (bronze) World Championships. He also represented Canada in the 1964 and 1968 Olympic Games as a player, serving as team captain for the bronze medal-winning team in 1968. Johnston was named to the International Hockey Hall of Fame in 1998.



# TONY MacDONALD

## DIRECTOR OF AMATEUR SCOUTING

Tony MacDonald is in his eighth season as the Hurricanes' director of amateur scouting and his 21st season as a scout with the organization. MacDonald oversees the Hurricanes' amateur scouting department and is responsible for the team's annual draft. The Hurricanes' 2006 Stanley Cup Championship was the first of MacDonald's career.

MacDonald has been a part of the Hurricanes scouting staff that has selected many of the players that form the core of the current team. He helped Carolina select players including Eric Staal and Cam Ward, and was director of the amateur scouting department for the 2011 NHL Draft when the team chose Jeff Skinner, who won the Calder Trophy the following spring. Other players added to the organization during MacDonald's first six drafts as director of amateur scouting from 2008 through 2013 include Justin Faulk, Ryan Murphy, Elias Lindholm, Haydn Fleury and Zach Boychuk.

Faulk, Ryan Murphy, Elias Lindholm, Haydn Fleury and Zach Boychuk.

MacDonald first joined the NHL in 1988, when he accepted a scouting position with the Los Angeles Kings. After two seasons with the Kings, he returned to the OHL as an advisor with the Guelph Storm.

MacDonald began his hockey career as a coach and general manager for the Prescott Barons, Rockland Ramparts and Brockville Braves. He moved on to become Director of Scouting for the Windsor Spitfires of the Ontario Hockey League (OHL) in 1982.



# DARREN YORKE

## ASSISTANT TO THE GENERAL MANAGER / VIDEO SCOUT

Darren Yorke is in his sixth season with the Hurricanes, serving as assistant to the general manager and video scout. As video scout, Yorke uses television broadcasts of professional and amateur games to assist management in personnel decisions, filing reports on players similar to the team's field scouts. During his tenure with Carolina, Yorke's responsibilities have expanded to include player evaluations with hockey management, and he has led the team's scouting meetings for each of the the past two seasons.

Yorke is a native of Milton, Ont., and graduated with honors from Brock University in 2008 with a degree in sports management. Prior to joining the Hurricanes, Yorke interned and worked for the Buffalo Sabres for two seasons, and spent one year with Canadian sports network TSN.

Darren is single and lives in Raleigh.

# HEAD COACH



## BILL PETERS

HEAD COACH

Bill Peters, 48, is in his first season as head coach of the Carolina Hurricanes, after being named to the position on June 19, 2014. Peters is the 13th person to serve as head coach in franchise history, and the fourth since the team's arrival in North Carolina in 1997.

This marks Peters' first head coaching position in the NHL. Prior to joining the Hurricanes, Peters served as assistant coach for the Detroit Red Wings for three seasons, working primarily with Detroit's defensemen and penalty kill units. Prior to joining Detroit's staff, Peters served as head coach of Rockford of the American Hockey League (AHL), guiding the Ice Hogs to consecutive 40-win seasons and Calder Cup playoff appearances in 2008-09 and 2009-10. In his final season with Rockford in 2010-11, Peters directed the second-youngest team in the AHL to a 38-33-4-5 record. The Three Hills, Alb., native helped 28 Rockford players reach the NHL during his three seasons. Eight players who played under Peters for Rockford went on to win the Stanley Cup with Chicago in 2010 or 2013 – Niklas Hjalmarsson, Jordan Henry, Antti Niemi, Corey Crawford, Bryan Bickell, Nick Leddy, Brandon Bollig and Ben Smith.

Before beginning his AHL coaching career, Peters spent three seasons with Spokane of the Western Hockey League (WHL), leading the Chiefs to the Memorial Cup title in 2008 as champions of the Canadian Hockey League (CHL). Spokane established franchise records with 50 wins and 107 points that season before winning 16 of 21 WHL playoff games to capture the Ed Chynoweth Cup as WHL champions. Peters then guided the Chiefs to four consecutive victories at the Memorial Cup, topping the host Kitchener Rangers 4-1 in the championship game. In three seasons as Spokane's head coach, Peters compiled a career WHL regular-season record of 111-82-23. Peters got his first experience as a head coach at the University of Lethbridge, serving as the Pronghorns' head coach for three seasons from 2002-2005. Prior to that, he served as assistant coach for Spokane for four seasons, helping the Chiefs to a 47-win, 100-point campaign and the WHL Western Conference championship in 1999-00 under current Red Wings' head coach Mike Babcock.

Peters also has gained international head coaching experience for Canada, capturing the gold medal at the 2008 U-18 Junior World Cup.

Peters and his wife, Denise, have two children, Aleze and Ayden.

### BILL PETERS HEAD COACHING RECORD

YEAR	TEAM	LGE	REGULAR SEASON				PLAYOFFS		
			G	W	L	T/OT	G	W	L
2005-06	Spokane	WHL	72	25	39	8	—	—	—
2006-07	Spokane	WHL	72	36	28	8	6	2	4
2007-08	Spokane	WHL	72	50	15	7	21	16	5
2008-09	Rockford	AHL	80	40	34	6	4	0	4
2009-10	Rockford	AHL	80	44	30	6	4	0	4
2010-11	Rockford	AHL	80	38	33	9	—	—	—
<b>AHL TOTALS</b>			<b>240</b>	<b>122</b>	<b>97</b>	<b>21</b>	<b>8</b>	<b>0</b>	<b>8</b>



Carolina Hurricanes head coach Bill Peters speaks to the media during a press conference at PNC Arena in Raleigh, NC, on June 20, 2014.



Head coach Bill Peters goes over skating drills during 2014 Prospect Development Camp at PNC Arena in Raleigh, NC.



# ROD BRIND'AMOUR

## ASSISTANT COACH

Rod Brind'Amour, 44, is in his fourth year as assistant coach for the Carolina Hurricanes, after serving the team in player development roles since 2010.

Brind'Amour officially retired as a player on June 30, 2010, following a career of more than 20 NHL seasons. Originally drafted by the St. Louis Blues in the first round, ninth overall, in the 1988 NHL Entry Draft, Brind'Amour completed his career ranked 16th in NHL history in games played (1,484), 44th in assists (732), 46th in points (1,184) and 54th in goals (452), in 21 seasons with St. Louis, Philadelphia and Carolina. The Ottawa, Ont., native debuted with the Blues during the 1989 Stanley Cup Playoffs after completing one season at Michigan State, and scored a goal on his first NHL shot against the Minnesota North Stars. He was named to the NHL's All-Rookie Team in 1990, after scoring 61 points (26g, 35a) in 79 games for St. Louis, and played in the NHL All-Star Game while a member of the Flyers in 1992. Brind'Amour represented Canada in the 1998 Winter Olympics in Nagano, Japan, and won back-to-back Frank J. Selke trophies as the NHL's top defensive forward in 2005-06 and 2006-07, as a member of the Hurricanes.

Brind'Amour played in 159 career Stanley Cup Playoff games, totaling 51 goals and 60 assists (111 points). He participated in the Stanley Cup Final three times, reaching the Final in 1997 with Philadelphia, and in 2002 and 2006 with Carolina, captaining the Hurricanes to the 2006 Stanley Cup championship. Acquired by the Hurricanes from the Philadelphia Flyers on Jan. 23, 2000, Brind'Amour ranks second in career points for the Hurricanes since the team's relocation to North Carolina, notching 473 points in 694 games played. He also ranks first in assists (299), second in shorthanded goals (10), third in goals (174) and third in power-play goals (60) in the team's North Carolina history. Brind'Amour ranks second in franchise history (including Hartford) in assists (299), fourth in points (473) and fourth in games played (694). Named the Hurricanes' captain prior to the 2005-06 season, Brind'Amour netted 31 goals and earned 39 assists (70 points) that season to lead the team to a franchise-record 52 regular-season wins. His league-leading 12 playoff goals during the team's Stanley Cup run also set a franchise record.

Rod and his wife, Amy, live in Raleigh, with their son, Brooks. Rod also has a daughter, Briley, and two sons, Skyler and Reece.



# STEVE SMITH

## ASSISTANT COACH

Steve Smith, 51, is in his first season as assistant coach with the Hurricanes, serving alongside Rod Brind'Amour under head coach Bill Peters. It marks Smith's sixth season as an NHL coach, having previously served as an assistant for the Edmonton Oilers and Calgary Flames. Smith has been a part of four Stanley Cup championship teams – three as a player with Edmonton (1987, 1988, 1990) and one as a scout with Chicago (2010).

Prior to joining the Hurricanes, Smith spent four seasons with the Oilers from 2010-2014. The Glasgow, Scotland, native had also gained experience as an assistant coach with the Flames in 1997-98, before returning to the ice as a player for the Flames for three more seasons. Smith then worked as a scout with the Chicago Blackhawks prior to joining the Oilers coaching staff, winning the Stanley Cup in 2010.

Selected by the Oilers in the sixth round of the 1981 NHL Draft, Smith played 804 career regular-season NHL games and recorded 375 points (72g, 303a) and 2,139 penalty minutes as a defenseman with Edmonton, Chicago and Calgary. Along with playing a role on three Stanley Cup championship teams with the Oilers, Smith advanced to the Stanley Cup Final twice more with the Blackhawks, totaling 52 points (11g, 41a) in 134 career playoff games. Smith had three 50-point seasons as a blueliner, including a career-high 57 points (10g, 47a) for Chicago in 1992-93.

Prior to turning professional, Smith played for London of the Ontario Hockey League (OHL) from 1980-1983, totaling 20 goals, 83 assists (103 points) and 481 penalty minutes.

Steve and his wife, Sheri, have five kids: Alexandria, Barron, Nicole, Tanner and Zoe.



# DAVID MARCOUX

## GOALTENDING COACH

David Marcoux is in his first season with the Carolina Hurricanes as goaltending coach, and has more than 25 years of experience working with goaltenders at all levels of hockey.

Marcoux spent six years as the goaltending coach for the Calgary Flames between 2003 and 2009, helping Flames goaltender Miikka Kiprusoff become a Vezina Trophy and Williams Jennings Trophy winner, as well as a Hart Trophy finalist in 2005-06. The Flames originally acquired Kiprusoff in November 2003 from San Jose, where he was competing for the backup goaltender position. Working with Marcoux and the Flames, Kiprusoff became a Vezina Trophy finalist that same season, leading the Flames to the Western Conference championship. In addition to Kiprusoff, Marcoux's time with the Flames included experience working with current Hurricanes netminder Cam Ward, as the Hurricanes and Flames shared the AHL affiliate Lowell Lock Monsters during the 2004-05 NHL work stoppage.

Prior to joining Calgary, Marcoux spent the previous 12 years guiding netminders at a sports academy (Profil Hockey Cap-Jeunesse) in St-Jerome, Que. He also held the goaltender coach position for the Hull Olympiques of the Quebec Major Junior Hockey League (QMJHL) from 1997-2001, helping Hull twice reach the league finals.

A graduate of the University of Sherbrooke with a Bachelor's Degree in Science (Physical Education), Marcoux earned a Masters from the University of Montreal in 1997. Most recently, Marcoux has run his own goaltending camps (dmsg.ca) in Sherbrooke, Que., Hawkesbury, Ont., and Calgary, and has worked as a goaltending consultant for Hockey Canada.





## GLEN WESLEY

### DIRECTOR OF DEFENSEMEN DEVELOPMENT

---

Glen Wesley is in his seventh year as the Hurricanes' director of defensemen development. Wesley officially retired from hockey on June 5, 2008, following a career of more than 20 NHL seasons. As director of defensemen development, Wesley is responsible for working with all defensemen in the Hurricanes system, including drafted players in the Canadian major-junior hockey leagues, ECHL and American Hockey League (AHL).

Originally drafted third overall in the 1987 NHL Entry Draft by the Boston Bruins, Wesley completed his playing career ranked sixth on the NHL's all-time list of games played by a defenseman, skating in 1,457 total games over 20 seasons with Boston, Hartford, Toronto and Carolina. The Red Deer, Alb., native debuted with Boston straight out of junior hockey in his draft year, and was named to the NHL All-Rookie Team after earning 37 points (7g, 30a) and leading all rookies with a plus-21 plus/minus rating. Wesley played in the NHL All-Star Game in 1989, and completed his career with 128 goals, 409 assists (537 points) and 1,045 penalty minutes. He appeared in the Stanley Cup Final four times, reaching the championship series with Boston in 1988 and 1990, and with Carolina in 2002 and 2006, capturing the Stanley Cup with the Hurricanes in 2006.

The Hartford Whalers acquired Wesley on Aug. 25, 1994, in exchange for first-round draft picks in 1995 (Kyle McLaren), 1996 (Jonathan Aitken) and 1997 (Sergei Samsonov). Wesley went on to play 13 seasons for the franchise, and, prior to his retirement, he was the only player to have played for the Hurricanes in every season since the team relocated to North Carolina in 1997. He played more games (913) for the Hurricanes franchise than any player in team history other than Ron Francis, and his 728 games played for the Hurricanes are the most by any player in a Carolina uniform. Wesley totaled 227 points (51g, 176a) for the Whalers and Hurricanes, and the Hurricanes officially retired his No. 2 jersey to the rafters on Feb. 17, 2009.

Glen and his wife, Barb, have a daughter, Amanda, and two sons, Josh and Matthew. Josh, a defenseman, was selected by the Hurricanes in the 2014 NHL Draft.



## CORY STILLMAN

### DIRECTOR OF FORWARDS DEVELOPMENT

---

Cory Stillman is in his third year as director of forwards development for the Carolina Hurricanes. Stillman, 40, retired as a player in September 2011 after 16 NHL seasons, and spent the 2011-12 season working as player development assistant for the Florida Panthers.

A first-round selection (6th overall) of the Calgary Flames in the 1992 NHL Entry Draft, Stillman totaled 278 goals and 449 assists (727 points) in 1,025 career games with the Calgary Flames, St. Louis Blues, Tampa Bay Lightning, Carolina Hurricanes, Ottawa Senators and Florida Panthers. He scored 52 goals and added 113 assists (165 points) in 191 games during two stints with the Hurricanes from 2005-2008 and in 2011. He was second among Hurricanes in scoring during the team's run to the 2006 Stanley Cup

championship, notching 26 points (9g, 17a) in 25 games, and netting the series-clinching, overtime goal in the first round against the Montreal Canadiens. Stillman also won the Stanley Cup as a member of the Lightning in 2004, and the 2006 title made him the sixth player in NHL history to win the Stanley Cup in consecutive seasons with two different teams.

Cory and his wife, Mara, have three children: Riley, Madison and Chase.



## CHRIS HUFFINE

### VIDEO COACH

---

Chris Huffine is in his 15th season as the team's full-time video coach. Prior to joining the team full time, he spent two seasons as a part-time video coordinator with the club, handling video breakdown during home games in Greensboro and taping future opponents during the 1997-98 and 1998-99 seasons.

Huffine is responsible for all pre-scouting of future opponents. He works closely with the coaching staff, preparing scouting reports for individual players as well as the team. His work includes breaking down the other teams' systems and tendencies, including forecheck, power plays and penalty kills, and putting together meetings for the coaches to inform the players. In addition to preparing for the opponent, he also breaks down games as they happen on a laptop editing system so that coaches and players have access to the

information immediately during and after the game.

Before joining the Hurricanes, Huffine served as the video coordinator for the Greensboro Monarchs for five seasons. In addition to being a member of the 2005-06 Stanley Cup Champions, he was also chosen to represent USA Hockey as the video coach for the 2006 Mens Olympic Team in Turin, Italy.

Chris and his wife, Heather, reside in Raleigh, with their sons, Samuel and Jacob.



# PETER FRIESEN


## HEAD ATHLETIC TRAINER / STRENGTH AND CONDITIONING COACH

Pete Friesen is in his 19th season with the Carolina Hurricanes as the team's head athletic trainer/strength and conditioning coach and his 35th year as a professional hockey trainer. Friesen is a certified strength and conditioning coach, certified as a performance enhancement & corrective exercise specialist and massage therapist, a board-certified Sport & Orthopedic Physical Therapist, and is certified in both the United States and Canada as an Athletic Trainer/Therapist. He is responsible for the institution of training and dietary standards, preparation of rehabilitation programs and treatment of acute injuries for all Hurricanes players.

In addition to his work with professional teams, Friesen has been associated with the Canadian Olympic and international programs for the last 30 seasons, including serving as the head trainer for Team Canada's gold medal-winning team during the 2004 World Championship in the Czech Republic. He again served as head trainer for Canada at the 2011 World Championship in Slovakia, and has now been to 10 IIHF World Championships. Friesen has advised six different Canadian programs including men's and women's ice hockey, field hockey, soccer, figure skating, softball, wrestling, gymnastics and volleyball in preparation for their respective tournaments. Combining the different elements of each sport, Friesen strives to show athletes various ways of developing elements of their bodies in a true cross-training fashion.

A graduate of Bemidji State (MN) with bachelor's degrees in education and physical education, Friesen also earned a master's degree in sports medicine and physical therapy from the University of Saskatchewan. Prior to joining the Hurricanes, Friesen was the head trainer at both the University of Saskatchewan and then the University of Alberta.

Pete and his wife, Shelley, reside in Knightdale, North Carolina, with their children, Jack (23), Chad (22) and Taylor (19).



# DOUG BENNETT

## ASSISTANT ATHLETIC TRAINER

Doug Bennett is in his fifth season as the assistant athletic trainer with the Carolina Hurricanes, working with Peter Friesen in training and rehabilitating Hurricanes players.

Bennett has experience working with both professional and collegiate athletic teams. Prior to joining the Hurricanes full-time, he served in the athletic department at the University of North Carolina at Chapel Hill, while also assisting the Hurricanes as an Intern/Gameday Athletic Trainer during the 2009-10 season. Bennett spent one season as the Head Athletic Trainer for the Johnstown Chiefs (ECHL) in 2004-05 and his training background also includes the National Football League. The Johnstown, PA, native worked at the training camp for the Seattle Seahawks in 2003, and with the Philadelphia Eagles in 2006. He also spent one year as the Assistant

Athletic Trainer at Penn State University, working with the football program.

Bennett is an active BOC Certified Athletic Trainer and Certified Strength and Conditioning Specialist (CSCS) as well as a Performance Enhancement Specialist (PES) as accredited by the National Academy of Sports Medicine. In 2007, he earned his Master's degree in Exercise and Sport Science with an emphasis in Athletic Training at the University of North Carolina at Chapel Hill. Bennett earned his undergraduate degree in Kinesiology from Penn State University in 2004.

Doug and his fiancé, Shelley, reside in Raleigh.

## TEAM DOCTORS



**DR. JOE  
BARKER**  
ORTHOPEDIC PHYSICIAN



**DR. JOSH  
BLOOM**  
HEAD MEDICAL PHYSICIAN



**DR. MARTY  
ISELL**  
HEAD ORTHOPEDIC PHYSICIAN



**DR. TOM  
LONG**  
TEAM DENTIST



**DR. MIKE  
PETERS**  
TEAM OPTOMETRIST




**DR. BRIAN  
QUIGLEY**  
EMERGENCY PHYSICIAN



**DR. GABRIEL  
RICH**  
TEAM DENTIST



**DR. JAY  
STEVENS**  
MEDICAL PHYSICIAN



# SKIP CUNNINGHAM

## EQUIPMENT MANAGER

---

An original member of the 1972 New England Whalers of the World Hockey Association (WHA), Skip Cunningham is in his 42nd year with the organization and is the most tenured employee with the team.

From 1972-1990, Cunningham put together an impressive streak, working 1,412 consecutive games before being sidelined following surgery in January 1990. In 1989, the Connecticut Sports Writers Alliance presented him with the Good Guy Award for his unselfish dedication to Connecticut sports.

A graduate of Northeastern University, Cunningham was the assistant trainer for Team USA at the World Ice Hockey Championships in 1985 and 1989. He has been selected to work at four All-Star Games: the 1974 and 1976 WHA All-Star Games as well as the 1986 and 2011 NHL All-Star Games. He also directed his own hockey school during the off season for 22 years in South Windsor.

Skip lives in Raleigh. He has two daughters, Sandy and Sherri, and a son, Scott, as well as four grandchildren: Jayden, Brayden, Savannah and Ryan.



# BOB GORMAN

## EQUIPMENT MANAGER

---

Bob Gorman is in his 28th year with the franchise as an equipment manager. Gorman first joined the organization's equipment staff in 1976 and worked with the team until the 1981-82 season, when he left the team to pursue other career interests. In his time away from the team, Gorman spent one year with Enterprise Radio and eleven years as a sales representative for the Spear-Newman Company. He returned to the club in 1993 and has served in his current capacity since then. During his tenure with the Hurricanes, Gorman has been part of three division championship teams (1999, 2002, 2006), two conference championship teams (2002, 2006) and one Stanley Cup Championship team (2006). He worked his 1,500th regular season game in professional hockey on March 4, 2010. Gorman has also been selected to work two NHL All-Star Games: 2004 in Minnesota and 2011 in Raleigh. He is a member of the Society

of Professional Hockey Equipment Managers.

In 2002, Gorman, who has been responsible for several successful charitable events in the area benefiting families in need, was recognized by the City of Raleigh's City Council and Mayor Charles Meeker for Outstanding Community Service. Gorman attended Central Connecticut State University and completed his B.S. in Business from Charter Oak State College, and earned a Master's Degree in Sport Management from the United States Sports Academy.

Bob and his wife, Carla, reside in Raleigh.



# JORGE ALVES

## EQUIPMENT MANAGER

---

Jorge Alves is in his third season as a full-time equipment manager for the Carolina Hurricanes, after serving as assistant equipment manager for seven years. The Stoughton, MA, native attended North Carolina State University from 2002-04 after serving in the United States Marine Corps for four years from 1997-2001. While at NCSU, Alves was the starting goaltender for the Wolfpack's club hockey team. After graduation, he served professional stints in the ECHL with South Carolina, Greenville, Charlotte and Pensacola, and in the SPHL with Asheville. Alves filled in as a practice goalie for the Hurricanes throughout his time as assistant equipment manager.

Jorge resides in Wendell with his wife, Amanda, and their two children: Madison (6) and Jaxon (3).





## **MIKE SUNDHEIM**

### **VICE PRESIDENT OF COMMUNICATIONS AND TEAM SERVICES**

Mike Sundheim is in his 15th year full time with the Carolina Hurricanes media relations department, and his 12th year heading the team's communications department. In July 2014, he was promoted to vice president of communications and team services, taking on travel and team services responsibilities in addition to his long-time media relations role.

A 2000 graduate of the University of North Carolina's School of Journalism and Mass Communication, Sundheim is responsible for the promotion of the team and its players in the local and national media, and serves as the Hurricanes' primary media contact and spokesperson. He is also responsible for team publications, including media guides, press releases and other communications efforts, as well as managing the team's communications budget and staff.

Along with his media relations duties, Sundheim is active in the team's social media and digital content efforts, including helping to establish and develop the team's Facebook and Twitter accounts. He also occasionally contributes to the team's website through his public relations blog, *The Guy Behind the Guy*, established in 2005 as a way to provide fans with updates on team media appearances and give them an inside perspective on the team away from the ice.

Prior to joining the team full-time in 2000, Sundheim spent two seasons as an intern in the Hurricanes' media relations department, beginning with the team's 1998-99 campaign. Originally from Somerville, N.J., he also gained experience as an assistant sports editor for UNC's student newspaper, *The Daily Tar Heel*, a student assistant in the UNC sports information department and a summer intern for the New Jersey Red Dogs of the Arena Football League (AFL).

Along with his Hurricanes responsibilities, Mike has also served as an adjunct professor at UNC's School of Journalism and Mass Communication, teaching a course in "Sports Publicity," and is currently completing a master's degree in Sports Management from North Carolina State University. Mike and his wife, Leah, reside in Raleigh and have two sons: Franklin (5) and Charlie (3).



## **KYLE HANLIN**

### **SENIOR DIRECTOR OF COMMUNICATIONS AND TEAM SERVICES**

Kyle Hanlin is in his 15th year working in communications in the National Hockey League, and his 13th year with the Carolina Hurricanes. In July 2014, Hanlin was promoted to senior director of communications and team services, assuming additional travel and team services duties in addition to his media relations and broadcasting roles.

A 2000 graduate of the University of North Carolina's School of Journalism and Mass Communication, Hanlin served as the website reporter for *CarolinaHurricanes.com* prior to joining the Washington Capitals' communications staff in February 2002. Hanlin returned to Raleigh in January 2003 as the Hurricanes' manager of media relations and was assigned additional responsibilities coordinating the team's broadcasting efforts in August 2006. Hanlin serves as a team spokesperson and media contact, and helps

produce all team publications, including media guides, news releases and other communications efforts. He also serves as the primary contact for each of the team's television and radio affiliates, and is responsible for arranging the team's television schedule, assisting in personnel decisions and developing the Hurricanes' broadcasts on television and radio.

Born in Pittsburgh but raised in Raleigh, Hanlin gained experience in the music industry prior to graduating from college, working for Virgin Records and Deep South Entertainment. He also worked with the websites for *The Washington Post* and *The Daily Tar Heel*, the student newspaper at UNC, as an undergraduate. Hanlin and his wife, Cristina, reside in Raleigh and have a son named Cash (2).



## **MARI JETER**

### **EXECUTIVE ASSISTANT TO THE PRESIDENT & GM / DIRECTOR OF INVESTOR RELATIONS**

Mari Jeter is in her 10th year with the Hurricanes, and her eighth year in the role of executive assistant to the president and general manager. She also serves as the team's primary liaison with its local ownership group.

Along with assisting the president and the general manager, Jeter prepares and maintains player contracts and immigration on both the NHL and AHL levels, and coordinates player call-ups and loans between the two leagues. Jeter also assists team operations personnel with development camp, rookie camp and training camp. Serving as the team's scouting coordinator, she helps the Hurricanes' amateur and professional scouting staff with their travel needs, and coordinates special events such as the NHL All-Star Game, NHL Entry Draft and scouting meetings.

In addition to all of her hockey operations responsibilities, Jeter was appointed to manage relations with the team's local ownership group, Hurricanes Holdings, in 2011. She works closely with the investors to arrange meetings, coordinate team-related travel and assist them in fulfilling the benefits associated with ownership.

Prior to joining the hockey operations department, Mari served as the Hurricanes' promotions and fan development coordinator, in the same department where she gained experience for two seasons as an intern and game night staff member.

Mari earned a Bachelor of Arts degree in Communication/Public Relations from North Carolina State University, where she served as a staff writer for the *Technician* newspaper. She was raised in State College, Pa., and swam competitively for nine years.

Mari and her husband, Brandon, reside in Raleigh.

# SCOUTING STAFF

---



**SHELDON  
FERGUSON**  
AMATEUR SCOUT



**DAVE  
HUNTER**  
PRO SCOUT




**ROBERT  
KRON**  
EUROPEAN SCOUT



**BOB  
LUCCINI**  
AMATEUR SCOUT



**JOE  
NIEUWENDYK**  
PRO SCOUT & ADVISOR



**BERT  
MARSHALL**  
AMATEUR SCOUT



**GREG  
STEFAN**  
PRO SCOUT



# JOHN FORSLUND

## TELEVISION PLAY-BY-PLAY

John Forslund is in his 20th season as the Hurricanes' television play-by-play announcer, his 24th year with the club and his 31st year in professional hockey. In addition to calling all the exciting NHL hockey action on Hurricanes television broadcasts, Forslund will also continue to serve as a play-by-play announcer for nationally televised broadcasts of regular season and playoff games on NBC Sports Network and as a contributor for the NHL Network.

In addition to his hockey work, Forslund also has experience covering Atlantic Coast Conference and Southern Conference basketball for FOX Sports Net. In 2003, Forslund won Telly awards for Forslund Focus, part of the Hurricanes' in-game presentation, and "Raisin' Canes," the home video celebrating the Hurricanes' 2002 playoff run. Forslund has also earned Mid-South Emmy Awards for Hurricanes broadcasts in 2007 and 2009.

Forslund first joined the organization for the 1991-92 season as the public relations director, a position he held for four seasons. During his tenure, Forslund also served as the Hartford Whalers' color analyst on the Whalers Radio Network. Prior to his appointment in Hartford, Forslund handled the television and radio broadcasts for the Springfield Indians of the American Hockey League from 1984-1991. He was recognized as one of the AHL's top publicists/announcers when he received the Ken McKenzie Award in 1989.

Forslund continues to be heavily involved in the Triangle community, and has served as emcee for charitable events including the Jimmy V Celebrity Golf Classic Gala, the Greater Raleigh Sports Council's Night of Champions and Carolina Hurricanes Kids 'N Community Foundation fundraisers including Casino Night, the Canes 5k and the Golf Tournament. Forslund is on the board of directors for Spare Some for Autism and is also involved with the Make-A-Wish Foundation, March of Dimes, Genesis Home, Food Bank of North Carolina and the Crohn's and Colitis Foundation.

A graduate of Springfield College, Forslund went on to earn his master's degree in athletic management from Adelphi University. John and his wife, Natalie, reside in Apex. They have two daughters, Erika and Kara, and a son, Matthew.



# CHUCK KAITON

## RADIO PLAY-BY-PLAY

Chuck Kaiton has been the team's radio play-by-play announcer since the organization joined the NHL in the 1979-80 season. The Hockey Hall of Fame announced on May 28, 2004, that Kaiton had been named the 2004 winner of the Foster Hewitt Award, given annually to National Hockey League broadcasters who make outstanding contributions to their profession during their careers. Kaiton became the 26th NHL broadcaster to receive the distinction since the Hall of Fame began recognizing broadcasters in 1984. He received the award following the Hockey Hall of Fame induction ceremonies in Toronto on Nov. 8, 2004.

In addition to his work with the team, Kaiton has served as the president of the NHL Broadcasters Association for the past 28 years (1986-2014). A graduate of the University of Michigan, Kaiton began his broadcasting career in 1969 announcing Wolverine sports. In 1975, he went on to cover the University of Wisconsin sports teams and was named Wisconsin's Sportscaster of the Year in 1979.

Chuck and his wife, Mary, reside in Raleigh and have three sons—Nelson, Chuck and Russell—and three grandchildren.



# TRIPP TRACY

## TELEVISION ANALYST

Tripp Tracy is in his 16th season as the Hurricanes' television analyst, serving alongside John Forslund on all team broadcasts. In addition to his work on Fox Sports Carolinas, Tracy also broadcasted playoff games for NBC Sports Network during the 2014 Stanley Cup Playoffs.

A former goaltender, Tracy was originally drafted by the Philadelphia Flyers in the 1993 NHL Entry Draft. After completing four seasons at Harvard University, Tracy signed a free agent contract with the Hurricanes in August 1996. He spent two seasons in the organization, playing for Richmond (ECHL), Springfield (AHL), New Haven (AHL) and Carolina (NHL). Tracy retired from his playing career in 1998 and accepted a position at CNN before returning to the organization for the 1998-99 season.

Tripp lives in Raleigh and is involved in several charitable organizations in the Triangle, including the St. Baldrick's Foundation. He also serves on the board for Children's Charities at Adios and has participated in several Hurricanes Alumni events, including the 2012, 2013 and 2014 Alumni Fantasy games.



# CHANTEL McCABE

## SIDELINE REPORTER / HOST

Chantel McCabe is in her third season as sideline reporter and host for the Carolina Hurricanes, joining John Forslund and Tripp Tracy on the Hurricanes' television broadcasts. Prior to joining the Hurricanes, McCabe served as a general assignment reporter for WGGB-ABC 40 in Springfield, MA. Along with her work at ABC 40, the New Hampshire native had served as a sideline reporter for Major League Lacrosse (MLL), and covered events for the New England Sports Network (NESN) and Hockey East.

McCabe is a graduate of the University of New Hampshire, where she covered news, politics and sports for the school's student-run newspaper, The New Hampshire.

# FULL-TIME STAFF

## ADMINISTRATION



**JANET  
DAVIS**  
RECEPTIONIST



**MARY LOU  
RUETZ**  
RECEPTIONIST



**BETH  
CARTER**  
PREMIUM SERVICES  
COORDINATOR



**KIM  
CHANDLER**  
PRODUCTION/EVENT  
SUPERVISOR



**STEVE  
CONGRESS**  
DIRECTOR OF EVENT AND  
GUEST SERVICES



**ROB  
DOUGLAS**  
DIRECTOR OF PRODUCTION



**JARED  
DUPRE**  
ICE TECHNICIAN



**SUZANNE  
GOLDEN**  
DIRECTOR OF PREMIUM  
SERVICES



**LINDSEY  
HALL**  
MARKETING COORDINATOR



**HILMAN  
HUSKEY**  
ARENA OFFICE MANAGER



**CHRIS  
JOVINO**  
ASSISTANT TICKET  
OPERATIONS MANAGER



**ERIN  
LATORE**  
ARENA BOX OFFICE  
MANAGER



**BILL  
NOWICKI**  
VICE PRESIDENT OF TICKET  
OPERATIONS



**CRYSTAL  
PACE**  
DIRECTOR OF ARENA  
MARKETING



**LARRY  
PERKINS**  
VICE PRESIDENT OF GUEST  
RELATIONS, PNC ARENA



**CLINTON  
PETERSON**  
DIRECTOR OF SAFETY  
AND SECURITY



**SARAH  
SABA**  
CUSTOMER CARE COORDINATOR/  
ADMINISTRATIVE ASSISTANT



**SEAN  
SOLLACE**  
FACILITIES SUPERVISOR



**JOE  
SOUSA**  
DIRECTOR OF ARENA  
BOX OFFICE



**BARRY  
STEIMAN**  
PRODUCTION MANAGER



**CRAIG  
STOVER**  
DIRECTOR OF OPERATIONS



**ALAN  
SYKES**  
OPERATIONS SUPERVISOR



**MELVIN  
TERRELL**  
OPERATIONS MANAGER



**ERICA  
TILLMAN**  
TICKET OPERATIONS  
SUPERVISOR



**ALAN  
WOBBLETON**  
DIRECTOR OF FACILITIES



**JARED  
WRIGHT**  
DIRECTOR OF PARKING  
AND TRAFFIC

## FINANCE AND INFORMATION TECHNOLOGY



**MICHAEL  
ARRINGTON**  
ACCOUNTS PAYABLE



**CRYSTAL  
DeDITIUS**  
PAYROLL/ HUMAN  
RESOURCES COORDINATOR



**PATTY  
HILLIARD**  
ACCOUNTS RECEIVABLE



**GLENN  
JOHNSON**  
VICE PRESIDENT OF  
INFORMATION TECHNOLOGY



**LARRY  
KELLY**  
CLIENT/SERVER TECHNOLOGIST



**SHAUN  
NICHOLSON**  
ACCOUNTANT



**TEMIKA  
SMITH-HARRIS**  
ACCOUNTS RECEIVABLE



**KEITHA  
STANLEY**  
PAYROLL/ HUMAN  
RESOURCES COORDINATOR



**WILLIAM  
TRAURIG**  
SENIOR VICE PRESIDENT/  
GENERAL COUNSEL



**STACEY  
USTIN**  
ASSISTANT TO THE CFO



**MYATT  
WILLIAMS**  
SYSTEMS ADMINISTRATOR

## FOOD AND BEVERAGE



**PETE  
AIELLO**  
CHEF GARDE MANGER



**DENNIS  
ATKINSON**  
EXECUTIVE SOUS CHEF



**GARY  
BERRY**  
COMMISSARY MANAGER



**JENNY  
COPE**  
CATERING MANAGER



**BARBARA  
COUCH**  
ASSISTANT CONCESSIONS  
MANAGER



**JORGE  
CRUZ**  
COMMISSARY SENIOR  
SUPERVISOR



**MONICA  
DAVENPORT**  
CATERING ADMINISTRATIVE  
COORDINATOR



**CHRIS  
DIAMOND**  
SENIOR DIRECTOR OF  
VAB CATERING



**MICHAEL  
FLOOD**  
EXECUTIVE CHEF



**HOLLIE  
HAWKINS**  
SUITES FOOD & BEVERAGE  
SUPERVISOR



**KEVIN  
HEINTZ**  
SOUS CHEF



**LORI  
HOLTZ**  
DIRECTOR OF SUITES  
FOOD & BEVERAGE



**LECAN  
HUYNH**  
BANQUET CHEF



**FRANKIE  
McGEE**  
CATERING MANAGER




**CINDY  
MEDLIN**  
CONCESSION ADMINISTRATIVE  
COORDINATOR



**JIM  
O'BRIEN**  
CONCESSIONS MANAGER



**RICK  
RHODES**  
DIRECTOR OF CONCESSIONS



**SKIP  
ROACH**  
ASSISTANT CATERING  
MANAGER



# FULL-TIME STAFF

## MARKETING & COMMUNITY RELATIONS



**SEAN BARKUME**  
GRAPHIC DESIGNER



**LAUREN BAXTER**  
MANAGER OF CREATIVE SERVICES



**GEORGE BROWN**  
MASCOT COORDINATOR



**RACHEL CANNON**  
GRAPHICS PRODUCER,  
GALE FORCE MEDIA,  
CANESVISION & WOLFPACK TV



**JON CHASE**  
DIRECTOR OF COMMUNITY  
RELATIONS & PROMOTIONS



**COOP ELIAS**  
SOCIAL MEDIA SPECIALIST



**MIKE FORMAN**  
DIRECTOR OF MARKETING



**GREGG FORWERCK**  
TEAM PHOTOGRAPHER



**CHRIS GREENLEY**  
DIRECTOR OF CANESVISION &  
IN-GAME MARKETING



**COLLEEN HAMILTON**  
MARKETING COORDINATOR



**AMBER JAYE**  
CAROLINA HURRICANES HOST




**LOGAN McDONALD**  
PRODUCER, GALE FORCE MEDIA,  
CANESVISION & WOLFPACK TV



**RYAN O'QUINN**  
PROMOTIONS & FAN  
DEVELOPMENT COORDINATOR



**GABBY PINTO**  
COMMUNITY RELATIONS  
COORDINATOR



**SARAH SESSOMS**  
COMMUNITY RELATIONS  
COORDINATOR



**DON SILL**  
SENIOR PRODUCER, GALE FORCE  
MEDIA, CANESVISION  
& WOLFPACK TV



**MICHAEL SMITH**  
WEB PRODUCER



**STORMY**  
ICE HOG

## MERCHANDISE



**DOUG WARF**  
VICE PRESIDENT OF MARKETING/  
EXECUTIVE DIRECTOR OF KIDS  
'N COMMUNITY FOUNDATION



**CHRISTINE WILLIAMS**  
PRODUCER, GALE FORCE MEDIA,  
CANESVISION & WOLFPACK TV



**SHANE WILLIS**  
YOUTH AND AMATEUR  
HOCKEY COORDINATOR



**JAMES BLITCH**  
DIRECTOR OF MERCHANDISE

## SALES



**PETERSON  
AVETTA**  
DIRECTOR OF TICKET SALES



**JIM  
BALLWEG**  
VICE PRESIDENT OF CORPORATE  
PARTNERSHIPS



**MARIE  
BOBALIK**  
CLIENT SERVICES  
COORDINATOR



**JUSTIN  
BUCK**  
CORPORATE SALES EXECUTIVE



**RICH  
DAVIS**  
SENIOR GROUP SALES  
REPRESENTATIVE



**RICK  
FRANCIS**  
SENIOR CORPORATE  
SALES EXECUTIVE



**BRIAN  
FRIEDHABER**  
CLIENT RELATIONS  
REPRESENTATIVE



**JOHNNY  
GILL**  
SENIOR CORPORATE  
SALES EXECUTIVE



**BRIAN  
KAPUSTA**  
HURRICANES GROUP  
SALES MANAGER



**JONATHAN  
KRAMER**  
ACCOUNT EXECUTIVE/  
BUSINESS DEVELOPMENT



**MIKE  
MILLER**  
ACCOUNT EXECUTIVE/  
BUSINESS DEVELOPMENT



**GREG  
PERNA**  
ACCOUNT EXECUTIVE/  
BUSINESS DEVELOPMENT



**KYLE  
PRAIRIE**  
VICE PRESIDENT OF  
TICKET SALES



**KAREN  
PRINCE**  
TICKET SALES ASSISTANT



**JEFFREY  
SCHUM**  
CUSTOMER RELATIONSHIP/  
DATABASE MANAGER




**BRIAN  
SLAIS**  
PNC ARENA GROUP SALES  
MANAGER



**CODY  
SMITH**  
CLIENT RELATIONS  
REPRESENTATIVE



**JOE  
WELCH**  
CLIENT RELATIONS  
REPRESENTATIVE





2014-15 Team Roster with Stats, Records and Career Highlights

# 2014-15 ROSTER


## BY NUMBER

NO.	PLAYER	POS.	HT.	WT.	S/C	BIRTHPLACE	BIRTHDATE	HOW ACQUIRED
4	SEKERA, Andrej	D	6'0"	201	Left	Bojnice, Slovakia	6/8/1986	Trade w/BUF (6/13)
5	FLEURY, Haydn	D	6'3"	207	Left	Carlyle, Sask.	7/8/1996	Draft '14 (1-7-1)
6	GLEASON, Tim	D	6'0"	217	Left	Clawson, MI	1/29/1983	Free Agent (7/14)
7	MURPHY, Ryan	D	5'11"	185	Right	Aurora, Ont.	3/31/1993	Draft '11 (1-12-1)
11	STAAL, Jordan	C	6'4"	220	Left	Thunder Bay, Ont.	9/10/1988	Trade w/ PIT (6/12)
12	STAAL, Eric	C	6'4"	205	Left	Thunder Bay, Ont.	10/29/1984	Draft '03 (1-2-1)
13	STAAL, Jared	RW	6'4"	210	Right	Thunder Bay, Ont.	8/21/1990	Trade w/ PHX (5/10)
14	GERBE, Nathan	LW	5'5"	178	Left	Oxford, MI	7/24/1987	Free Agent (7/13)
16	LINDHOLM, Elias	C/RW	6'1"	192	Right	Boden, Sweden	12/2/1994	Draft '13 (1-5-1)
18	McCLEMENT, Jay	C	6'1"	205	Left	Kingston, Ont.	3/2/1983	Free Agent (7/14)
19	TLUSTY, Jiri	LW	6'0"	209	Left	Slany, Czech Republic	3/16/1988	Trade w/ TOR (12/09)
20	NASH, Riley	C	6'1"	200	Right	Consort, Alb.	5/9/1989	Trade w/ EDM (6/10)
21	McGINN, Brock	LW	6'0"	185	Left	Fergus, Ont.	2/2/1994	Draft. '12 (2-47-2)
22	BOYCHUK, Zach	C/W	5'10"	185	Left	Airdrie, Alb.	10/4/1989	Draft '08 (1-14-1)
23	HOLMSTROM, Ben	C	6'1"	197	Right	Colorado Springs, CO	4/9/1987	Free Agent (7/14)
24	MALONE, Brad	C	6'2"	207	Left	Miramichi, NB	5/20/1989	Free Agent (7/14)
25	TERRY, Chris	LW	5'10"	195	Left	Brampton, Ont.	4/7/1989	Draft '07 (4-132-5)
26	LILES, John-Michael	D	5'10"	185	Left	Indianapolis, IN	11/25/1980	Trade w/ TOR (1/14)
27	FAULK, Justin	D	6'0"	215	Right	South St. Paul, MN	3/20/1992	Draft '10 (2-37-2)
28	SEMIN, Alexander	RW	6'2"	209	Right	Krasnojarsk, Russia	3/3/1984	Free Agent (7/12)
29	NEDELJKOVIC, Alex	G	6'0"	190	Left	Parma, OH	1/7/1996	Draft '14 (2-37-2)
30	WARD, Cam	G	6'1"	185	Left	Saskatoon, Sask.	2/29/1984	Draft '02 (1-25-1)
31	KHUDOBIN, Anton	G	5'11"	203	Left	Ust-Kamenogorsk, Kaz.	5/7/1986	Free Agent (7/13)
32	WESLEY, Josh	D	6'3"	195	Right	Hartford, CT	4/9/1996	Draft '14 (4-96-4)
33	NEMISZ, Greg	RW	6'3"	197	Right	Courtrice, Ont.	6/5/1990	Trade w/ CGY (12/13)
34	Di GIUSEPPE, Phil	LW	6'0"	200	Left	Maple, Ont.	10/9/1993	Draft '12 (1-38-2)
35	MacINTYRE, Drew	G	6'1"	190	Left	Charlottetown, PEI	6/24/1983	Free Agent (7/14)
36	BROWN, Patrick	C	6'1"	210	Right	Bloomfield Hills, MI	5/29/1992	Free Agent (4/14)
37	FOEGELE, Warren	LW	6'1"	185	Left	Markham, Ont.	4/1/1996	Draft '14 (3-67-3)
38	ROBERTSON, Dennis	D	6'1"	215	Left	Fort St. John, BC	5/24/1991	Trade w/ TOR (1/14)
39	DWYER, Patrick	RW	5'11"	175	Right	Spokane, WA	6/22/1983	Free Agent (7/06)
40	ALTSHULLER, Daniel	G	6'3"	200	Left	Ottawa, Ont.	7/24/1994	Draft '12 (3-69-3)
41	BIEGA, Danny	D	6'0"	205	Right	Montreal, Que.	9/29/1991	Draft '10 (4-67-3)
42	BISHOP, Clark	C	6'0"	189	Left	St. John's, NF	3/29/1996	Draft '14 (6-127-5)
43	KARLSSON, Erik	LW	6'0"	170	Left	Lerum, Swe.	7/28/1994	Draft. '12 (4-99-4)
44	HARRISON, Jay	D	6'4"	220	Left	Oshawa, Ont.	11/3/1982	Free Agent (7/09)
45	LOWE, Keegan	D	6'2"	195	Left	Greenwich, CT	3/29/1993	Draft '11 (3-73-3)
46	CARRICK, Trevor	D	6'2"	186	Left	Stouffville, Ont.	7/4/1994	Draft '12 (5-115-4)
47	JORDAN, Michal	D	6'1"	195	Left	Zlin, Czech Rep.	7/17/1990	Draft '08 (3-105-4)
48	SUTTER, Brody	C	6'5"	203	Right	Viking, Alb.	9/26/1991	Draft '11 (6-193-7)
49	RASK, Victor	C	6'2"	200	Left	Leksand, Sweden	3/1/1993	Draft '11 (2-42-2)
52	SHUGG, Justin	RW	5'11"	185	Right	Niagara Falls, Ont.	12/24/1991	Draft '10 (6-105-4)
53	SKINNER, Jeff	LW	5'11"	200	Left	Markham, Ont.	5/16/1992	Draft '10 (1-7-1)
54	PESCE, Brett	D	6'3"	195	Right	Tarrytown, NY	11/15/1994	Draft '13 (2-66-3)
55	LEVI, Austin	D	6'4"	212	Left	Columbus, OH	2/16/1992	Draft '10 (5-85-3)
56	WOODS, Brendan	LW/C	6'4"	210	Left	Humboldt, Sask.	6/11/1992	Draft '12 (7-129-5)
57	JENKINS, Kyle	D	6'1"	175	Left	Brampton, Ont.	4/22/1996	Draft '14 (7-187-7)
60	OLSON, Collin	G	6'3"	205	Left	Burnsville, MN	4/4/1994	Draft '12 (8-159-6)
61	TOLCHINSKY, Sergey	LW	5'8"	165	Left	Moscow, Russia	2/3/1995	Free Agent (8/13)
62	RISSANEN, Rasmus	D	6'3"	217	Left	Kuopio, Finland	7/13/1991	Draft '09 (5-178-6)
64	SCHMITZ, Beau	D	5'10"	195	Right	Howell, MI	3/26/1991	Free Agent (4/12)
65	HAINSEY, Ron	D	6'3"	210	Left	Bolton, CT	3/24/1981	Free Agent (9/13)
67	PEDERSEN, Brent	LW	6'2"	210	Left	Kitchener, Ont.	7/5/1995	Draft '13 (3-126-5)
68	GANLY, Tyler	D	6'2"	201	Right	Milton, Ont.	3/22/1995	Draft '13 (4-156-6)
71	WALLMARK, Lucas	C	6'0"	176	Left	Umea, Swe.	9/5/1995	Draft '14 (5-97-4)
72	SANDLAK, Carter	LW	6'2"	200	Left	Vancouver, BC	5/18/1993	Free Agent (12/13)
73	BELLEMORE, Brett	D	6'4"	225	Right	Windsor, Ont.	6/25/1988	Draft '07 (5-162-6)
74	SLAVIN, Jaccob	D	6'2"	200	Left	Erie, CO	5/1/1994	Draft '12 (6-120-4)
	COLLIER, Brendan	LW	5'9"	183	Left	Charlestown, MA	10/8/1993	Draft '12 (9-189-7)
	DADONOV, Evgenii	LW	5'11"	184	Left	Chelyabinsk, Russia	3/12/1989	Trade w/ FLA (1/12)
	HOFMANN, Gregory	C	6'0"	178	Left	Tramelan, Switzerland	11/13/1992	Draft '11 (4-103-4)
	OSALA, Oskar	LW	6'4"	219	Left	Vaasa, Finland	12/26/1987	Trade w/ WSH (3/10)



## BY NAME

NO.	PLAYER	POS.	HT.	WT.	S/C	BIRTHPLACE	BIRTHDATE	HOW ACQUIRED
40	ALTSHULLER, Daniel	G	6'3"	200	Left	Ottawa, Ont.	7/24/1994	Draft '12 (3-69-3)
73	BELLEMORE, Brett	D	6'4"	225	Right	Windsor, Ont.	6/25/1988	Draft '07 (5-162-6)
41	BIEGA, Danny	D	6'0"	205	Right	Montreal, Que.	9/29/1991	Draft '10 (4-67-3)
42	BISHOP, Clark	C	6'0"	189	Left	St. John's, NF	3/29/1996	Draft '14 (6-127-5)
22	BOYCHUK, Zach	C/W	5'10"	185	Left	Airdrie, Alb.	10/4/1989	Draft '08 (1-14-1)
36	BROWN, Patrick	C	6'1"	210	Right	Bloomfield Hills, MI	5/29/1992	Free Agent (4/14)
46	CARRICK, Trevor	D	6'2"	186	Left	Stouffville, Ont.	7/4/1994	Draft '12 (5-115-4)
	COLLIER, Brendan	LW	5'9"	183	Left	Charlestown, MA	10/8/1993	Draft '12 (9-189-7)
	DADONOV, Evgenii	LW	5'11"	184	Left	Chelyabinsk, Russia	3/12/1989	Trade w/ FLA (1/12)
34	Di GIUSEPPE, Phil	LW	6'0"	200	Left	Maple, Ont.	10/9/1993	Draft '12 (1-38-2)
39	DWYER, Patrick	RW	5'11"	175	Right	Spokane, WA	6/22/1983	Free Agent (7/06)
27	FAULK, Justin	D	6'0"	215	Right	South St. Paul, MN	3/20/1992	Draft '10 (2-37-2)
5	FLEURY, Haydn	D	6'3"	207	Left	Carlyle, Sask.	7/8/1996	Draft '14 (1-7-1)
37	FOEGELE, Warren	LW	6'1"	185	Left	Markham, Ont.	4/1/1996	Draft '14 (3-67-3)
68	GANLY, Tyler	D	6'2"	201	Right	Milton, Ont.	3/22/1995	Draft '13 (4-156-6)
14	GERBE, Nathan	LW	5'5"	178	Left	Oxford, MI	7/24/1987	Free Agent (7/13)
6	GLEASON, Tim	D	6'0"	217	Left	Clawson, MI	1/29/1983	Free Agent (7/14)
65	HAINSEY, Ron	D	6'3"	210	Left	Bolton, CT	3/24/1981	Free Agent (9/13)
44	HARRISON, Jay	D	6'4"	220	Left	Oshawa, Ont.	11/3/1982	Free Agent (7/09)
	HOFMANN, Gregory	C	6'0"	178	Left	Tramelan, Switzerland	11/13/1992	Draft '11 (4-103-4)
23	HOLMSTROM, Ben	C	6'1"	197	Right	Colorado Springs, CO	4/9/1987	Free Agent (7/14)
57	JENKINS, Kyle	D	6'1"	175	Left	Brampton, Ont.	4/22/1996	Draft '14 (7-187-7)
47	JORDAN, Michal	D	6'1"	195	Left	Zlin, Czech Rep.	7/17/1990	Draft '08 (3-105-4)
43	KARLSSON, Erik	LW	6'0"	170	Left	Lerum, Swe.	7/28/1994	Draft '12 (4-99-4)
31	KHUDOBIN, Anton	G	5'11"	203	Left	Ust-Kamenogorsk, Kaz.	5/7/1986	Free Agent (7/13)
55	LEVI, Austin	D	6'4"	212	Left	Columbus, OH	2/16/1992	Draft '10 (5-85-3)
26	LILES, John-Michael	D	5'10"	185	Left	Indianapolis, IN	11/25/1980	Trade w/ TOR (1/14)
16	LINDHOLM, Elias	C/RW	6'1"	192	Right	Boden, Sweden	12/2/1994	Draft '13 (1-5-1)
45	LOWE, Keegan	D	6'2"	195	Left	Greenwich, CT	3/29/1993	Draft '11 (3-73-3)
24	MALONE, Brad	C	6'2"	207	Left	Miramichi, NB	5/20/1989	Free Agent (7/14)
35	MacINTYRE, Drew	G	6'1"	190	Left	Charlottetown, PEI	6/24/1983	Free Agent (7/14)
18	McCLEMENT, Jay	C	6'1"	205	Left	Kingston, Ont.	3/2/1983	Free Agent (7/14)
21	McGINN, Brock	LW	6'0"	185	Left	Fergus, Ont.	2/2/1994	Draft '12 (2-47-2)
7	MURPHY, Ryan	D	5'11"	185	Right	Aurora, Ont.	3/31/1993	Draft '11 (1-12-1)
20	NASH, Riley	C	6'1"	200	Right	Consort, Alb.	5/9/1989	Trade w/ EDM (6/10)
29	NEDELJKOVIC, Alex	G	6'0"	190	Left	Parma, OH	1/7/1996	Draft '14 (2-37-2)
33	NEMISZ, Greg	RW	6'3"	197	Right	Courtice, Ont.	6/5/1990	Trade w/ CGY (12/13)
60	OLSON, Collin	G	6'3"	205	Left	Burnsville, MN	4/4/1994	Draft '12 (8-159-6)
	OSALA, Oskar	LW	6'4"	219	Left	Vaasa, Finland	12/26/1987	Trade w/ WSH (3/10)
67	PEDERSEN, Brent	LW	6'2"	210	Left	Kitchener, Ont.	7/5/1995	Draft '13 (3-126-5)
54	PESCE, Brett	D	6'3"	195	Right	Tarrytown, NY	11/15/1994	Draft '13 (2-66-3)
49	RASK, Victor	C	6'2"	200	Left	Leksand, Sweden	3/1/1993	Draft '11 (2-42-2)
62	RISSANEN, Rasmus	D	6'3"	217	Left	Kuopio, Finland	7/13/1991	Draft '09 (5-178-6)
38	ROBERTSON, Dennis	D	6'1"	215	Left	Fort St. John, BC	5/24/1991	Trade w/ TOR (1/14)
72	SANDLAK, Carter	LW	6'2"	200	Left	Vancouver, BC	5/18/1993	Free Agent (12/13)
64	SCHMITZ, Beau	D	5'10"	195	Right	Howell, MI	3/26/1991	Free Agent (4/12)
4	SEKERA, Andrej	D	6'0"	201	Left	Bojnice, Slovakia	6/8/1986	Trade w/ BUF (6/13)
28	SEMIN, Alexander	RW	6'2"	209	Right	Krasnojarsk, Russia	3/3/1984	Free Agent (7/12)
52	SHUGG, Justin	RW	5'11"	185	Right	Niagara Falls, Ont.	12/24/1991	Draft '10 (6-105-4)
53	SKINNER, Jeff	LW	5'11"	200	Left	Markham, Ont.	5/16/1992	Draft '10 (1-7-1)
74	SLAVIN, Jaccob	D	6'2"	200	Left	Erie, CO	5/1/1994	Draft '12 (6-120-4)
12	STAAL, Eric	C	6'4"	205	Left	Thunder Bay, Ont.	10/29/1984	Draft '03 (1-2-1)
13	STAAL, Jared	RW	6'4"	210	Right	Thunder Bay, Ont.	8/21/1990	Trade w/ PHX (5/10)
11	STAAL, Jordan	C	6'4"	220	Left	Thunder Bay, Ont.	9/10/1988	Trade w/ PIT (6/12)
48	SUTTER, Brody	C	6'5"	203	Right	Viking, Alb.	9/26/1991	Draft '11 (6-193-7)
25	TERRY, Chris	LW	5'10"	195	Left	Brampton, Ont.	4/7/1989	Draft '07 (4-132-5)
19	TLUSTY, Jiri	LW	6'0"	209	Left	Slany, Czech Republic	3/16/1988	Trade w/ TOR (12/09)
61	TOLCHINSKY, Sergey	LW	5'8"	165	Left	Moscow, Russia	2/3/1995	Free Agent (8/13)
71	WALLMARK, Lucas	C	6'0"	176	Left	Umea, Swe.	9/5/1995	Draft '14 (5-97-4)
30	WARD, Cam	G	6'1"	185	Left	Saskatoon, Sask.	2/29/1984	Draft '02 (1-25-1)
32	WESLEY, Josh	D	6'3"	195	Right	Hartford, CT	4/9/1996	Draft '14 (4-96-4)
56	WOODS, Brendan	LW/C	6'4"	210	Left	Humboldt, Sask.	6/11/1992	Draft '12 (7-129-5)



# BRETT BELLEMORE

73



Defenseman • Shoots Right

6'4" • 225 lbs.

6/25/88 • Windsor, Ont.

Acquired: 2007 NHL Entry Draft

2013-14 Team: Carolina (NHL)

Drafted: Carolina 2007 (5-162-6)

## HIGHLIGHTS

### NHL FIRSTS:

**Game:** 3/21/13, 4-1 L vs. NJ

**Point:** 4/1/13; 4-1 L at MTL (assist)

**Goal:** 11/21/13; 4-3 L at DET (Gustavsson)

### NHL HIGHS:

**Goals:** 1-2x (Last: 2/7/14; 5-1 W vs. FLA))

**Assists:** 1-8x (Last: 4/8/14; 4-1 L at NYR)

**Points:** 1-10x (Last: 4/8/14; 4-1 L at NYR)

**Penalty Min:** 7 (11/7/13; 1-0 W vs. NYI)

**Goal Streak:** None

**Assist Streak:** 2 games (3/25/14-3/27/14: 0g, 2a)

**Point Streak:** 2 games (3/25/14-3/27/14: 0g, 2a)

## CAREER STATS

YEAR	TEAM	LEAGUE	REGULAR SEASON					PLAYOFFS				
			GP	G	A	TP	PIM	GP	G	A	TP	PIM
2005-06	Plymouth	OHL	46	0	0	0	16	10	0	0	0	0
2006-07 (a)	Plymouth	OHL	50	0	12	12	50	20	0	5	5	28
2007-08 (b)	Plymouth	OHL	56	6	18	24	70	4	0	2	2	8
	Albany	AHL	4	0	0	0	6	5	0	0	0	6
2008-09	Plymouth	OHL	29	2	10	12	39	11	1	2	3	16
	Albany	AHL	6	0	0	0	4	—	—	—	—	—
2009-10	Albany	AHL	75	1	6	7	81	8	0	1	1	2
2010-11	Charlotte	AHL	71	2	8	10	74	16	1	1	2	12
2011-12	Charlotte	AHL	76	1	9	10	60	—	—	—	—	—
2012-13	Charlotte	AHL	68	2	11	13	87	5	0	1	1	6
	Carolina	NHL	8	0	2	2	7	—	—	—	—	—
2013-14	Carolina	NHL	64	2	6	8	45	—	—	—	—	—
Hurricanes/NHL Totals (2 seasons)			345	37	44	81	67	—	—	—	—	—

(a) June 23, 2007—Selected by the Carolina Hurricanes in the 2007 NHL Entry Draft. Fifth Hurricanes pick, 162nd overall, sixth round.

(b) May 15, 2008—Signed a three-year, entry-level contract with the Carolina Hurricanes.

## VS. NHL

CLUB	GP	G	A	PTS	PIM
ANA	2	0	0	0	5
ARI	1	0	0	0	0
BOS	4	0	1	1	0
BUF	2	0	0	0	2
CGY	1	0	0	0	2
CAR	0	0	0	0	0
CHI	2	0	0	0	0
COL	1	0	0	0	0
CBJ	4	0	0	0	2
DAL	2	0	1	1	2
DET	3	1	0	1	0
EDM	1	0	0	0	2
FLA	2	1	1	2	5
LA	2	0	0	0	0
MIN	2	0	1	1	2
MTL	3	0	2	2	0
NSH	1	0	0	0	0
NJ	5	0	0	0	2
NYI	3	0	1	1	7
NYR	5	0	1	1	6
OTT	2	0	0	0	2
PHI	3	0	0	0	2
PIT	2	0	0	0	0
STL	2	0	0	0	0
SJ	1	0	0	0	0
TB	1	0	0	0	2
TOR	4	0	0	0	2
VAN	1	0	0	0	0
WSH	6	0	0	0	0
WPG	4	0	0	0	7

## PERSONAL

Brett spends his summers in Windsor, Ont., and has a girlfriend, Natasha Milosevski... He started playing hockey at the age of two and his first youth team was the Windsor Jr. Spitfires... His favorite team growing up was Detroit and his favorite player was Steve Yzerman... Brett says his parents had the biggest influence on his career and the best advice he's gotten was that "nothing is given to you, you have to work for it"... His favorite television show is Game of Thrones, favorite movies are Man on Fire and Gladiator and favorite actor is Leonardo DiCaprio... Brett was a competitive skier growing up and skiing remains his favorite sport outside of hockey... His favorite vacation spot is Whistler Blackcomb... His favorite musical act is Dave Matthews Band, favorite magazine

is Men's Health and favorite restaurant is McAlister's... His first job was working as a corn detasseler... Brett's favorite athlete outside of hockey is Max Scherzer and his favorite team is the Detroit Tigers... He enjoys playing cards when he's away from the rink... His favorite holiday is Christmas, favorite website is thechive.com and favorite video game is Dota 2... His most memorable hockey moment was winning the Ontario Hockey League championship with Plymouth in 2007... Brett's favorite thing about playing in the NHL is "fulfilling a dream" and his favorite team to play against is Montreal... His favorite road city is Toronto and his favorite road arena is Bell Centre.



## 2013-14 SEASON

Completed his second NHL season with Carolina... Established career highs in games played (64), goals (2), assists (6) and points (8)... Ranked second on the team and second among NHL rookie defensemen in hits (169)... Was fourth on the team in blocked shots (98)... Recorded a career-high seven hits vs. DET (10/4)... Matched his career high with seven hits at MIN (10/24)... Placed on injured reserve with a lower-body injury on Oct. 25... Activated from injured reserve on Nov. 2... Recorded a career-high seven penalty minutes vs. NYI (11/7)... Earned his first point of the season with an assist vs. MIN (11/9)... Recorded five hits and blocked four shots vs. BOS (11/18)... Scored his first NHL goal at DET (11/21)... Posted

an even or better rating in 19 consecutive games (10/17, 10/24, 11/2-12/3, 12/20-12/21), the longest stretch of his professional career... Fired a season-high five shots on goal vs. TOR (1/9)... Recorded six hits vs. CGY (1/13)... Tallied his second NHL goal and first since Nov. 21 vs. FLA (2/7)... Skated a season-high 24:29 of ice time at CBJ (3/18)... Blocked five shots and registered four hits at CHI (3/21)... Totaled five hits and blocked four shots vs. NJ (4/5)... Games missed due to injury: 9 (Lower-body: 10/25-11/1, Upper-body: 12/5-12/14)... Was a healthy extra for: 9 games (10/19, 12/27, 1/18-1/28)... **Longest assist streak:** 2 games (3/25-3/27: 0g, 2a)... **Longest point streak:** 2 games (3/25-3/27: 0g, 2a).

## CAREER

Is in his third NHL season with Carolina... Selected by the Hurricanes in the sixth round (162nd overall) of the 2007 NHL Entry Draft... Signed a one-year, two-way contract with the Hurricanes on 7/25/14... Has totaled six goals, 34 assists (40 points) and 312 penalty minutes in 300 career American Hockey League (AHL) games with Albany and Charlotte entering 2014-15... Completed his Ontario Hockey League (OHL) career with 48 points (8g, 40a) and 175 penalty minutes in 181 career games with Plymouth... **2005-06:** Made his OHL debut in 2005 in Plymouth's season opener at Saginaw (9/21) and appeared in 46 games during his rookie OHL season... Skated in 10 OHL playoff games as Plymouth beat Windsor in seven games before falling to Guelph in the second round... **2006-07:** Ranked first among all Canadian Hockey League and Ontario Hockey League skaters with a (+48) plus/minus rating... Was named Plymouth's Most Improved Player... Had six assists in 25 playoff and Memorial Cup games for the Whalers as Plymouth captured the 2007 OHL Championship before falling to Vancouver in the Memorial Cup final... **2007-08:** Established OHL career highs in goals (6), assists (18), points (24) and penalty minutes (70), appearing in 56 games for Plymouth... Missed the first 12 games of the season due to offseason shoulder surgery... Earned two assists in four playoff games as Plymouth was swept by Kitchener in the opening round... Joined Albany at the conclusion of his junior season and made his professional debut with the River Rats at Wilkes-Barre/Scranton (3/31/08)... **2008-09:** Began the season with Albany, playing in six games before being reassigned to Plymouth (OHL) on 1/5... Had missed most of the AHL season with a back injury... Skated in 29 regular-season OHL games after joining Plymouth, totaling 12 points (2g, 10a)... Was named the OHL Western Conference's Best Defensive Defenseman in a coaches' poll... Earned first star honors with a goal and an assist at Ottawa (1/11)... Scored his first career shorthanded goal, the game-winner, vs. Windsor (4/2)... Totaled three points (1g, 2a) and 16 penalty minutes in 11 OHL playoff

games as Plymouth beat Sarnia before falling to Windsor in the second round... **2009-10:** Completed his first full professional season, totaling seven points (1g, 6a) and 81 penalty minutes in 75 games... Scored his first point of the season with an assist vs. Adirondack (10/17)... Scored his first career professional goal, an empty-net tally from behind his own goal line, for the eventual game winner at Rochester (1/29)... Missed two games due to injury... Made his 2010 playoff debut in Game 1 vs. Wilkes-Barre/Scranton (4/14)... Played in all eight of Albany's Calder Cup playoff games, recording one assist and two penalty minutes... **2010-11:** Earned then-AHL career highs in goals (2), assists (8) and points (10), skating in 71 games for Charlotte... Had his only multi-point game of the season vs. Manchester (1/14)... Scored the game-winning goal vs. Albany (2/13)... Missed nine games due to injury... Played all 16 of Charlotte's playoff games, earning two points (1g, 1a), as the Checkers advanced to the Eastern Conference Final before falling to Binghamton... **2011-12:** Totaled 10 points (1g, 9a) and was one of two Checkers players to play all 76 games... Scored his only goal of the season vs. Oklahoma City (12/18)... Recorded a career-best two assists at Chicago (12/31), marking his second career multi-point game... **2012-13:** Appeared in his first NHL season with the Hurricanes, registering two assists and seven penalty minutes in eight games played... Played 68 AHL games for Charlotte, setting AHL career highs in assists (11), points (13), penalty minutes (87) and plus/minus (+11)... Ranked tied for third on the team and tied for first among team defensemen in plus/minus... Was second among Checkers in penalty minutes... Earned his first NHL recall on 3/20... Made his NHL debut vs. NJ (3/21), skating 12:25 of ice time... Sparred with Patrice Cormier in his first NHL fight vs. WPG (3/26)... Earned his first NHL point with an assist on Jordan Staal's first-period goal at MTL (4/1)... Earned one assist in five Calder Cup playoff games for Charlotte.



# ZACH BOYCHUK 22



**Center/Wing • Shoots Left**

**5'10" • 185 lbs.**

**10/4/89 • Airdrie, Alb.**

**Acquired: 3/21/13, On waivers from NSH**

**2013-14 Teams: Carolina (NHL), Charlotte (AHL)**

**Drafted: Carolina 2008 (1-14-1)**

## HIGHLIGHTS

### NHL FIRSTS:

**Game:** 10/17/08; 4-3 CAR L at LA

**Point:** 11/7/09; 3-2 CAR L at CBJ (assist)

**Goal:** 2/13/10; 5-2 CAR W vs. NJ (Brodeur)

### NHL HIGHS:

**Goals:** 2 (12/29/10; 4-0 CAR W at OTT)

**Assists:** 2 (3/4/10; 4-1 CAR W vs. OTT)

**Points:** 2-3x (Last: 1/9/14; 6-1 CAR W vs. TOR)

**Penalty Min:** 2-6x (Last: 3/19/13; 4-3 NSH L vs. CBJ)

**Goal Streak:** None

**Assist Streak:** 2 games-2x (Last: 11/8/11-11/11/11: 2a)

**Point Streak:** 4 games (2/5/10-3/4/10: 1g, 4a)

## CAREER STATS

YEAR	TEAM	LEAGUE	REGULAR SEASON					PLAYOFFS				
			GP	G	A	TP	PIM	GP	G	A	TP	PIM
2005-06	Lethbridge	WHL	64	18	33	51	30	6	0	5	5	2
2006-07	Lethbridge	WHL	69	31	60	91	52	—	—	—	—	—
2007-08 (a)	Lethbridge	WHL	61	33	39	72	80	18	13	8	21	6
2008-09 (b)	Carolina	NHL	2	0	0	0	0	—	—	—	—	—
	Lethbridge	WHL	43	28	29	57	22	11	7	6	13	12
	Albany	AHL	2	0	1	1	2	—	—	—	—	—
2009-10	Albany	AHL	52	15	21	36	24	8	2	3	5	4
	Carolina	NHL	31	3	6	9	2	—	—	—	—	—
2010-11	Charlotte	AHL	60	22	43	65	48	16	3	6	9	14
	Carolina	NHL	23	4	3	7	4	—	—	—	—	—
2011-12	Carolina	NHL	16	0	2	2	0	—	—	—	—	—
	Charlotte	AHL	64	21	23	44	46	—	—	—	—	—
2012-13 (c,d,e)	Carolina	NHL	1	0	0	0	0	—	—	—	—	—
	Pittsburgh	NHL	7	0	0	0	2	—	—	—	—	—
	Nashville	NHL	5	1	1	2	4	—	—	—	—	—
	Charlotte	AHL	49	23	20	43	16	5	3	3	6	4
2013-14	Carolina	NHL	11	1	3	4	0	—	—	—	—	—
	Charlotte	AHL	69	36	38	74	55	—	—	—	—	—
<b>Hurricanes Totals (6 Seasons)</b>			<b>84</b>	<b>8</b>	<b>14</b>	<b>22</b>	<b>6</b>	—	—	—	—	—
<b>NHL Totals (6 Seasons)</b>			<b>96</b>	<b>9</b>	<b>15</b>	<b>24</b>	<b>12</b>	—	—	—	—	—

(a) June 20, 2008—Selected by the Carolina Hurricanes in the 2008 NHL Entry Draft. First Hurricanes pick, 14th overall, first round.

(b) Oct. 4, 2008—Signed by the Carolina Hurricanes to a three-year, entry level contract.

(c) Jan. 31, 2013—Acquired by the Pittsburgh Penguins on waivers.

(d) March 5, 2013—Acquired by the Nashville Predators on waivers.

(e) March 21, 2013—Acquired by the Carolina Hurricanes on waivers.


## PERSONAL

Zach has a girlfriend and spends the offseason in Western Canada... He is involved with a number of charities including KidSport and Hockey Alberta... Zach's first youth hockey team was the Fort McLeod Panthers... His dad had the biggest influence on his career... The best advice he ever received was to "keep your stick on the ice"... Zach's Twitter handle is @ZachBoychuk... His favorite movie is Billy Madison, favorite actor is Adam Sandler and favorite musical artist is Jason Aldean... Zach's first job was selling popcorn at Calgary Stampeders games and the Canadian Football League is his favorite sport to watch outside of hockey... His

favorite team outside of hockey is N.C. State... Zach's biggest game-day habits are winning the pre-game soccer contest and being the last player dressed... His favorite websites are CarolinaHurricanes.com and GoCheckers.com... Zach's favorite former teammate is Ray Whitney and the person he would most like to meet is Big Foot... His favorite thing to do away from the rink is to play Mario Kart and his favorite restaurants are sushi locations Mura, Cowfish and Sono... His biggest talent outside of hockey is corn hole and his most memorable moment was scoring his first NHL goal against Martin Brodeur.

## VS. NHL

CLUB	GP	G	A	PTS	PIM
ANA	2	0	0	0	0
ARI	1	0	0	0	0
BOS	3	0	0	0	0
BUF	4	0	1	1	0
CGY	2	0	0	0	2
CAR	0	0	0	0	0
CHI	1	0	0	0	0
COL	1	0	0	0	0
CBJ	3	0	1	1	2
DAL	2	0	0	0	0
DET	2	0	0	0	0
EDM	1	1	0	1	0
FLA	4	1	1	2	0
LA	1	0	0	0	0
MIN	1	0	0	0	0
MTL	5	0	1	1	0
NSH	3	0	0	0	0
NJ	8	1	1	2	0
NYI	4	1	1	2	0
NYR	4	0	1	1	0
OTT	6	2	2	4	0
PHI	3	0	0	0	0
PIT	4	2	0	2	0
STL	0	0	0	0	0
SJ	1	0	1	1	0
TB	7	0	1	1	2
TOR	8	1	3	4	2
VAN	1	0	1	1	0
WSH	8	0	0	0	2
WPG	6	0	0	0	2



## 2013-14 SEASON

Completed his sixth NHL season and sixth with the Hurricanes... Played in 11 games for Carolina, recording one goal, three assists and a (+2) rating... Played in 69 games for Charlotte (AHL)... Won the Willie Marshall Award as the top goal scorer in the AHL with a club-record 36 goals... Ranked second in the AHL in points (74), setting a Checkers record... Ranked second among Charlotte skaters in assists (38)... Won the AHL's Player of the Month award for March and was selected to the AHL's Second All-Star Team... Recorded three hat tricks for the Checkers, all after Jan. 24, and has scored four of the six hat tricks in Checkers history... Led the AHL in power-play goals (18), setting a team record... Recalled


from Charlotte (AHL) on an emergency basis on 12/6... Earned an assist on Jay Harrison's goal vs. SJ (12/6)... Reassigned to Charlotte (AHL) on 12/7... Recalled from Charlotte (AHL) on 12/27, marking his second recall of the season... Earned an assist vs. MTL (12/31)... Recorded his first NHL multi-point game (1g, 1a) since the 2010-11 season (12/29/10 at OTT: 2g, 0a) vs. TOR (1/9)... Reassigned to Charlotte (AHL) on 1/11... Recalled from Charlotte (AHL) on an emergency basis, marking his third recall of the season (4/3)... Reassigned to Charlotte (4/4)... Recalled from Charlotte (AHL) on an emergency basis (4/11)... Reassigned to Charlotte (AHL) on 4/12... **Multi-point games:** 1 (1/9 vs. TOR: 1g, 1a).

## CAREER

Is in his seventh NHL season... Signed a one-year contract with Carolina on 7/2/14... Was ranked eighth among North American skaters by NHL Central Scouting heading into the 2008 NHL Entry Draft... Has represented Canada in a number of international competitions, debuting at the 2006 Under-18 Junior World Cup, when Canada won gold... Represented Canada at the 2007 Under-18 World Junior Championship and the eight-game Canada-Russia Super Series in 2007... Captured gold with Canada at the 2008 and 2009 World Junior Championships, serving as the team's alternate captain at the 2009 World Juniors... Was the youngest player on Team WHL at the 2006 ADT Canada-Russia Challenge, and played for Team WHL again at that event in 2007 and 2008... **2005-06:** Won the Carl Trentini Memorial Award as Lethbridge's Rookie of the Year after totaling 51 points (18g, 33a) in 64 games as a 16-year-old in the Western Hockey League (WHL)... **2006-07:** Ranked tied for second in the WHL in scoring with 91 points (31g, 60a) in 69 games as a 17-year-old for Lethbridge... Was named Lethbridge's team MVP and Most Popular Player as voted by the fans... **2007-08:** Ranked second among Lethbridge skaters in scoring with 72 points (33g, 39a), despite playing in just 61 of 72 games... Led the team with a plus-26 plus/minus rating... Ranked 15th in the WHL in goals with 33... Played in the 2008 Home Hardware CHL/NHL Top Prospects Game, netting two goals and earning Team White Player of the Game honors... Also placed second at that event's fastest skater competition... Led all WHL skaters in 2008 with 13 playoff goals as Lethbridge won three postseason series and the WHL's Eastern Conference title before falling to the Spokane Chiefs in the WHL final... **2008-09:** Started the season in the NHL with the Hurricanes, playing in two games before returning to his junior team... Made his NHL debut at LA (10/17), becoming the first Hurricanes player since Eric Staal in 2003 to make his NHL debut in his draft year... Had 57 points (28g, 29a) in 43 regular-season games with Lethbridge, and led the team with 13 points (7g, 6a) in 11 playoff contests... Shared the Harry Ingarfield Memorial Award as Lethbridge's team MVP and won the team's plus/minus award... Finished his junior career with 271 points (110g, 161a) in 237 career regular-season games, good for seventh on Lethbridge's all-time point list... Joined Albany at the end of his WHL season, earning one assist in two games... Made his AHL debut and earned his first professional point with an assist at Wilkes-Barre/Scranton (4/10)... **2009-10:** Established NHL highs in games played (31), assists (6) and points (9)... Had

36 points (15g, 21a) in 52 games on the AHL level with Albany... Scored his first professional goal and had two assists for Albany vs. Portland (10/9)... Earned his first NHL point with an assist on Gleason's goal at CBJ (11/7)... Beat Martin Brodeur with a backhanded shot for his first NHL goal vs. NJ (2/13)... Earned primary assists on each of Carolina's first two goals vs. OTT (3/4) for his first NHL multi-point game... Skated in all eight of Albany's Calder Cup Playoff games, earning five points (2g, 3a)... Scored his first playoff points with a pair of assists at Wilkes-Barre/Scranton (4/18)... Netted the series-clinching goal at Wilkes-Barre/Scranton (4/19)... **2010-11:** Established his NHL career high in goals (4) and added three assists (7 points) in 23 games with the Hurricanes... Led Charlotte skaters in assists (43) and points (65) in 60 games on the AHL level... Ranked 13th in the AHL in points (65) and 17th in assists (43) despite spending significant time on the NHL level... Had a four-assist AHL game for Charlotte vs. Hershey (12/12)... Earned his first career NHL multi-goal effort with a pair of tallies – including the game-winner – at OTT (12/29)... Had his first professional hat trick with three goals for Charlotte at Wilkes-Barre/Scranton (1/23)... Was named the AHL's Player of the Week for 3/21-3/27, with five goals and five assists (10 points) in four games... Played in all 16 of Charlotte's Calder Cup Playoff games, and ranked tied for third on the team in scoring with nine points (3g, 6a)... **2011-12:** Skated in 16 games during two recalls to Carolina, totaling two assists... Had 44 points (21g, 23a) in 64 games with Charlotte on the AHL level, leading the Checkers in goals... **2012-13:** Split the year between Carolina, Pittsburgh and Nashville on the NHL level and Charlotte in the AHL... Totaled two points (1g, 1a) in 13 NHL games... Ranked second among Charlotte skaters in goals (23) and third in points (43)... Began the season with Charlotte, earning 32 points (16g, 16a) in 37 games prior to being recalled by Carolina... Earned points in six consecutive AHL games from 12/11-12/21... Made his NHL season debut for Carolina at FLA (1/19)... Was a healthy extra for four NHL games prior to being claimed on waivers by Pittsburgh on 1/31... Skated in seven games for the Penguins without earning a point... Claimed on waivers by Nashville on 3/5... Scored a goal in his Predators debut vs. EDM (3/8)... Earned an assist at VAN (3/14)... Claimed on waivers by Carolina on 3/21 and reassigned to Charlotte on 3/23... Had points in six of Charlotte's final seven regular-season games of the season... Led Checkers skaters in playoff goals (3) and points (6), appearing in all five of the team's Calder Cup playoff games.





# PATRICK DWYER 39



Right Wing • Shoots Right

5'11" • 175 lbs.

6/22/83 • Spokane, WA

Acquired: 7/7/06, Signed as a free agent

2013-14 Team: Carolina

Drafted: Atlanta 2002 (3-116-4)

## HIGHLIGHTS

### NHL FIRSTS:

**Game:** 11/2/08; 6-4 CAR W vs. TOR

**Point:** 11/28/08; 3-2 CAR OT W vs. PHI (goal)

**Goal:** 11/28/08; 3-2 CAR OT W vs. PHI (Biron)

### NHL HIGHS:

**Goals:** 2 (11/14/11; 5-3 CAR L vs. PHI)

**Assists:** 2 (1/4/14; 3-2 CAR W at NYI)

**Points:** 2-10x (Last: 3/18/14; 3-1 CAR W at CBJ)

**Penalty Min:** 7 (3/18/12; 4-3 CAR W at WPG)

**Goal Streak:** 3 games (11/23/13-11/27/13: 3g)

**Assist Streak:** 3 games (1/7/11-1/11/11: 3a)

**Point Streak:** 3 games-2x (Last: 11/23/13-11/27/13: 3g, 0a)

## CAREER STATS

YEAR	TEAM	LEAGUE	REGULAR SEASON					PLAYOFFS				
			GP	G	A	TP	PIM	GP	G	A	TP	PIM
2001-02 (a)	Western Michigan	CCHA	38	17	17	34	26	—	—	—	—	—
2002-03	Western Michigan	CCHA	33	9	10	19	20	—	—	—	—	—
2003-04	Western Michigan	CCHA	35	13	13	26	22	—	—	—	—	—
2004-05	Western Michigan	CCHA	36	6	16	22	56	—	—	—	—	—
	Gwinnett	ECHL	14	0	5	5	8	2	0	1	1	0
2005-06	Chicago	AHL	73	16	29	45	49	—	—	—	—	—
2006-07 (b)	Albany	AHL	79	16	25	41	39	5	0	1	1	5
2007-08	Albany	AHL	59	13	12	25	29	7	0	2	2	0
2008-09	Carolina	NHL	13	1	0	1	0	2	0	1	1	0
	Albany	AHL	62	24	16	40	29	—	—	—	—	—
2009-10	Carolina	NHL	58	7	5	12	6	—	—	—	—	—
	Albany	AHL	23	11	8	19	6	—	—	—	—	—
2010-11	Carolina	NHL	80	8	10	18	12	—	—	—	—	—
2011-12	Carolina	NHL	73	5	7	12	23	—	—	—	—	—
2012-13	Carolina	NHL	46	8	8	16	12	—	—	—	—	—
2013-14	Carolina	NHL	75	8	14	22	14	—	—	—	—	—
Hurricanes/NHL Totals (6 seasons)			345	37	44	81	67	2	0	1	1	0

(a) June 23, 2002—Selected by the Atlanta Thrashers in the 2002 NHL Entry Draft. Third Thrashers pick, 116th overall, fourth round.

(b) July 7, 2006—Signed by the Carolina Hurricanes as a free agent.

## VS. NHL

CLUB	GP	G	A	PTS	PIM
ANA	7	1	0	1	2
ARI	5	1	0	1	2
BOS	17	4	2	6	4
BUF	16	0	1	1	2
CGY	5	0	1	1	4
CAR	0	0	0	0	0
CHI	5	0	0	0	2
COL	4	1	1	2	0
CBJ	6	1	1	2	2
DAL	7	0	1	1	2
DET	6	0	0	0	0
EDM	5	2	0	2	2
FLA	23	3	4	7	4
LA	4	0	1	1	0
MIN	4	0	1	1	2
MTL	16	0	2	2	4
NSH	6	0	1	1	0
NJ	17	3	0	3	4
NYI	15	2	5	7	0
NYR	18	2	2	4	4
OTT	18	3	2	5	2
PHI	19	5	0	5	4
PIT	16	1	6	7	6
STL	5	0	1	1	0
SJ	3	1	0	1	0
TB	23	0	1	1	4
TOR	17	4	2	6	0
VAN	4	0	1	1	0
WSH	29	3	2	5	0
WPG	25	0	6	6	11

## PERSONAL

Patrick and his wife, Ashley, have a son named Ian (6), and daughter named Lillian (4)... They spend their summers in Minocqua, WI... Patrick was born in Spokane but moved to Great Falls, MT, at a very early age... He started playing hockey at the age of 5, and his first team was a house league squad in Montana... His father, who coached him until major juniors, was the biggest influence on his career... His favorite player growing up was Cam Neely... Patrick's first job was working as a cart boy at a grocery store... His favorite television show is River Monsters, favorite movie is Good Will Hunting and favorite magazines are The Hockey News and ESPN The Magazine... The most played artist on his iPod is George Strait... Patrick's favorite place to visit in the Triangle is North

Hills... His favorite meal is his wife's chicken fried steak... He enjoys fishing in the offseason... His favorite team outside of hockey is Green Bay (NFL)... Patrick is on Twitter with the username @pattydwyer39... His favorite sport to play other than hockey is soccer... The person from history he would most like to meet is Abraham Lincoln... His favorite former teammate is Jared Ross... He wears number 39 because it was assigned to him after Tim Gleason took his previous number (42)... His favorite aspect of playing in the NHL is facing the stars of the sport on a nightly basis... His most memorable hockey moment was scoring his first NHL goal... Patrick's favorite road city is Boston, favorite road arena is Montreal's Bell Centre and favorite team to play against is Washington.



## 2013-14 SEASON


Completed his sixth NHL season with Carolina... Set career highs in assists (14), points (22) and shots (134)... Matched his career high in goals (8)... Was tied for the team lead in shorthanded goals (2)... Ranked second in blocked shots (48) and third in hits (107) among Hurricanes forwards... Led Carolina forwards in shorthanded time on ice per game (1:49)... Earned his first assist of the season at PIT (10/8)... Recorded his first goal and multi-point game (1g, 1a) of the season vs. COL (11/12)... Scored a shorthanded goal at BOS (11/23)... Extended his goal streak to a career-high three games (11/23-11/27) at NJ (11/27)... Played in his 300th NHL/Hurricanes game at

CGY (12/12)... Skated a season-high 19:46 of ice time at WSH (1/2)... Set career highs in assists (2) and shots (7) at NYI (1/4)... Scored a goal, added an assist and was (+2) at CBJ (3/18)... Netted a goal, blocked three shots and was (+1) at NYR (4/8)... Games missed due to injury: 7 (Upper-body: 10/24-10/25, 12/6, 1/23-1/28)... **Longest goal streak:** 3 games (11/23-11/27: 3g, 0a)... **Longest point streak:** 3 games (11/23-11/27: 3g, 0a)... **Multi-assist games:** 1 (1/4 at NYI: 0g, 2a)... **Multi-point games:** 3 (last: 3/18 at CBJ: 1g, 1a).

## CAREER

Enters his seventh NHL season and seventh with the Hurricanes... Signed a two-year contract extension with Carolina on Sept. 5, 2012, which runs through the 2014-15 season... Was originally selected by the Atlanta Thrashers in the fourth round of the 2002 NHL Entry Draft, but signed with Carolina as a free agent in July 2006... Represented the United States at the 2012 IIHF World Championship, notching three points (1g, 2a) in eight games... **2001-02:** Was selected as the CCHA Rookie of the Year following his freshman season at Western Michigan, when he had 17 goals and 17 assists (34 points) in 38 games... Was also named to the CCHA All-Rookie Team... **2002-03:** Had 19 points (9g, 10a) in 33 games for the Broncos... **2003-04:** Netted 13 goals and had 13 assists (26 points) in 35 games to rank fifth among Broncos skaters in scoring as a junior for Western Michigan... **2004-05:** Had 22 points in his final collegiate season... Completed his college career with 101 points (45g, 56a) in 142 games... Made his professional debut with the Gwinnett Gladiators (ECHL) following the conclusion of his senior season at Western Michigan... Had five assists in 14 games with Gwinnett... **2005-06:** Completed his first full professional season, tallying 16 goals and 29 assists (45 points) and registering a plus-15 plus/minus rating for the Chicago Wolves of the American Hockey League... Ranked fifth among Wolves skaters in points, fifth in assists and tied for third in plus/minus... **2006-07:** Was fifth among River Rats in scoring with 41 points (16g, 25a) in 79 games... Was fifth on the team in goals (16) and tied for fourth in assists (25)... Established AHL career-high in games played (79) and matched his then-career-high in goals (16)... **2007-08:** Was fifth among River Rats in goals (13) and seventh in points (25) despite playing in just 59 of Albany's 80 games... Scored two goals, including his 100th career AHL point vs. Binghamton (2/27)... Played in his 200th career AHL game vs. Worcester (3/1)... Was named Albany's team captain prior to its game vs. Portland (3/12) and served as the River Rats' captain during the playoffs... Was recalled to Carolina on 3/15 but did not play in a game with the Hurricanes, returning to Albany on 3/17... Returned to Albany's lineup for Game 1 of the Calder Cup Playoffs vs. Philadelphia (4/14) after missing the final six games of the regular season due to injury... **2008-09:** Completed his fourth full professional season, making his NHL debut with Carolina... Served three stints with Carolina, totaling one goal and averaging 8:33 of ice time per game in 13 contests... Made his NHL debut vs. TOR (11/2), skating 14:10 of ice time... Scored his first NHL goal, deflecting Pitkanen's shot past Niittymäki at 15:00 of the second period at PHI (11/28)... Was second among Albany skaters in goals (24) and fourth among River Rats in points (40), skating in 62 games on the AHL level... Led Albany with three shorthanded goals and ranked tied for second on the team with six power-play goals...

Took over as Albany's captain following Tim Conboy's call-up and registered a four-point game (1g, 3a) vs. Norfolk (12/5)... Recorded a hat trick for Albany at Syracuse (3/21)... Completed his first NHL playoff season with Carolina, skating in two games... Made his Stanley Cup Playoff debut and earned an assist on the goal by Patrick Eaves in Game 2 at PIT (5/21)... **2009-10:** Established then-career highs in games played (58), goals (7), assists (5) and points (12)... Played 23 AHL games for Albany and was tied for the River Rats' lead in goals (11) and tied for second on the team in points (19) at the time of his third recall on 12/15... Remained in the NHL the rest of the season... Was fourth among Hurricanes forwards in hits (108)... Earned his first career NHL assist on the goal by Kostopoulos at NYR (1/2)... Scored his first career game-winner when he tipped Joni Pitkanen's shot past Jonas Gustavsson at 15:34 of the third period at TOR (1/12)... Took his first NHL penalty (hooking) in his 38th NHL game, at PHI (1/23)... Netted his seventh goal of the season and assisted on Cole's goal at BOS (4/10) for his first career multi-point game... **2010-11:** Established career highs in games played (80), goals (8), assists (10) and points (18) in a season, averaging 12:34 of ice time per game... Ranked fifth among Carolina skaters in hits (166) and was second among Carolina forwards in blocked shots (63)... Carolina was 7-1-2 when he tallied an assist... Earned his first point of the season with an assist on Sutter's game-winner against MIN (10/7) in the first game of the 2010 NHL Premiere in Helsinki... Netted his first career shorthanded goal at PHX (10/23)... Played in his 100th career NHL game, at FLA (12/15)... Surpassed his previous career high with his eighth goal of the season vs. NJ (2/19)... Missed two games due to injury... **2011-12:** Totaled 12 points (5g, 7a) in 73 games played... Ranked tied for third on the team in hits (129) and second among team forwards in blocked shots (62)... Scored two shorthanded goals for his first career two-goal game vs. PHI (11/14)... His second shorthanded tally came on a penalty shot, his first career penalty shot attempt and goal... Played in his 200th NHL game vs. LA (2/4)... Totaled a career-high seven penalty minutes, including a fighting major after sparring with Spencer Machacek at WPG (3/18)... Missed eight games due to injury (upper body: 12/27-1/6; lower body: 2/28-3/3)... **2012-13:** Ranked seventh on the team in scoring with 16 points (8g, 8a) in 46 games played... Was second among Carolina forwards in blocked shots (28) and fourth in hits (57)... Ranked second among team forwards in shorthanded time on ice (2:07 per game)... Was selected by the Carolina chapter of the Professional Hockey Writers Association as the recipient of the 2012-13 Josef Vasicsek Award for cooperation with the local media... Played in his 200th NHL game at WPG (3/30)... Games missed due to injury: 2 (lower body: 4/9-4/11).



# JUSTIN FAULK 27



**Defenseman • Shoots Right**

**6'0" • 215 lbs.**

**3/20/92 • South St. Paul, MN**

**Acquired: 2010 NHL Entry Draft**

**2013-14 Team: Carolina**

**Drafted: Carolina 2010 (2-37-2)**

## HIGHLIGHTS

### NHL FIRSTS:

**Game:** 10/7/11; 5-1 CAR L vs. TB

**Point:** 11/20/11; 3-2 CAR W vs. TOR (assist)

**Goal:** 12/9/11; 4-2 CAR L at WPG (Mason)

### NHL HIGHS:

**Goals:** 1-18x (Last: 4/3/14; 4-1 CAR W vs. DAL)

**Assists:** 2-5x (Last: 4/13/14; 6-5 CAR W at PHI)

**Points:** 3 (12/5/13; 5-2 CAR W at NSH)

**Penalty Min:** 7 (3/2/13; 6-2 CAR W vs. FLA)

**Goal Streak:** 2 (4/1/14-4/3/14: 2g)

**Assist Streak:** 3 games-3x (Last: 4/10/14-4/13/14: 4a)

**Point Streak:** 4 games-2x (Last: 11/24/13-12/1/13: 1g, 4a)

## CAREER STATS

			REGULAR SEASON					PLAYOFFS				
YEAR	TEAM	LEAGUE	GP	G	A	TP	PIM	GP	G	A	TP	PIM
2007-08	South St. Paul	High-MN	26	6	15	21	32	—	—	—	—	—
2008-09	USNTDP	NAHL	38	3	9	12	20	9	3	3	6	6
	USNTDP	U-17	17	7	9	16	35	—	—	—	—	—
	USNTDP	U-18	1	0	0	0	0	—	—	—	—	—
2009-10 (a)	USNTDP	USHL	21	9	3	12	46	—	—	—	—	—
	USNTDP	U-18	39	12	9	21	20	—	—	—	—	—
2010-11 (b)	Minnesota-Duluth	WCHA	39	8	25	33	47	—	—	—	—	—
	Charlotte	AHL	—	—	—	—	—	13	0	2	2	2
2011-12	Carolina	NHL	66	8	14	22	29	—	—	—	—	—
	Charlotte	AHL	12	2	4	6	11	—	—	—	—	—
2012-13	Carolina	NHL	38	5	10	15	15	—	—	—	—	—
	Charlotte	AHL	31	5	19	24	16	—	—	—	—	—
2013-14	Carolina	NHL	76	5	27	32	37	—	—	—	—	—
<b>Hurricanes/NHL Totals (3 seasons)</b>			<b>180</b>	<b>18</b>	<b>51</b>	<b>69</b>	<b>81</b>	<b>—</b>	<b>—</b>	<b>—</b>	<b>—</b>	<b>—</b>

(a) June 23, 2010—Selected by the Carolina Hurricanes in the 2010 NHL Entry Draft. Second Hurricanes pick, 37th overall, second round.

(b) April 15, 2011—Signed a three-year, entry-level contract with the Carolina Hurricanes.

## VS. NHL

CLUB	GP	G	A	PTS	PIM
ANA	4	0	1	1	2
ARI	3	0	1	1	4
BOS	6	1	1	2	2
BUF	8	2	2	4	2
CGY	3	0	0	0	0
CAR	0	0	0	0	0
CHI	2	0	0	0	2
COL	3	0	0	0	2
CBJ	5	0	2	2	2
DAL	2	1	1	2	2
DET	4	0	4	4	2
EDM	3	0	2	2	2
FLA	13	2	3	5	7
LA	3	0	0	0	0
MIN	3	0	0	0	0
MTL	8	0	4	4	6
NSH	4	1	2	3	0
NJ	8	1	3	4	8
NYI	11	0	2	2	2
NYR	7	0	2	2	4
OTT	9	1	3	4	0
PHI	9	1	4	5	0
PIT	10	1	1	2	0
STL	3	0	1	1	4
SJ	2	1	0	1	0
TB	12	1	2	3	4
TOR	9	2	5	7	7
VAN	3	0	1	1	0
WSH	14	2	3	5	13
WPG	9	1	1	2	4

## PERSONAL

Justin spends his summers in Minneapolis... He is involved with the BH23 Foundation, which helps families meet the costs of playing hockey, as well as the Team 25 Children's Foundation... He started playing hockey at the age of 6 in South St. Paul, MN, and his mom was the biggest influence on his career... His favorite player growing up was Peter Forsberg... His favorite TV show is Suits, favorite movie is 21 Jump Street, favorite musical artist is Eric Church and favorite book is Lone Survivor... Justin's first job was assisting his uncle with landscaping... His biggest game-day habit is his nap... His favorite food is steak and favorite restaurant is Manny's Steakhouse in Minneapolis... His favorite vacation spot is Jamaica and favorite place in the Triangle is North Hills... Justin

is on Twitter and his username is @JustinFaulk27... His favorite website is yahoo.com and favorite video game is Call of Duty... His favorite sport outside of hockey is golf and the person he would most like to meet is Tiger Woods... Justin is a fan of the Minnesota Twins... His most memorable hockey moments were winning the national championship with Minnesota-Duluth in 2011 and playing in his first NHL game on 10/7/11... His favorite former teammate is Adam Wilcox, a Tampa Bay Lightning prospect who plays at the University of Minnesota... Justin wears No. 27 because it was his number in high school, and he's always tried to wear it when possible... His favorite road city is New York, favorite road arena is Madison Square Garden and favorite team to play against is Pittsburgh.



## 2013-14 SEASON


Completed his third NHL season with Carolina... Set career highs in games played (76), assists (27) and points (32)... Was third on the team in assists and sixth in points... Ranked second on the team in time on ice per game (23:24) and third in blocked shots (102)... Led team defensemen with a career-high 152 shots... Played for Team USA in the 2014 Olympic Games and skated a total of 9:12 in two games... Made his 2013-14 season debut and matched his career high in assists (2) and points (2) vs. DET (10/4)... Recorded a season-high five hits at WSH (10/10)... Equalled his career highs in assists (2) and plus/minus rating (+3) vs. OTT (11/24)... Tallied his first goal of the season at NJ (11/27)... Recorded a season-high four-game point streak (11/24-12/1: 1g, 4a), tying his career high... Established a career high with three points (1g, 2a) at NSH (12/5)... Recorded eight points (2g, 6a) in six games from 11/24-12/5, the most among all NHL defensemen during that span... Skated a season-high 29:23 of ice time at TB (12/21)... Named to the United States Olympic roster for the 2014

Olympic Games in Sochi, Russia on 1/1... Fired a career-high seven shots at WSH (1/2)... Blocked six shots vs. FLA (2/7)... Placed on injured reserve with an upper-body injury on 3/6, retroactive to March 2... Signed to a six-year contract extension on 3/24... Scored a goal and equalled his career high with a (+3) rating at PIT (4/1)... Scored the game-winning goal on the power play and added an assist vs. DAL (4/3)... Tallied a goal in consecutive games for the first time in his NHL career (4/1-4/3)... Matched his career high with seven shots vs. WSH (4/10)... Earned two assists at PHI (4/13)... Games missed due to injury: 6 (Upper-body: 3/4-3/13; Illness: 3/18)... **Longest goal streak:** 2 games (4/1-4/3: 2g, 1a)... **Longest assist streak:** 3 games (4/10-4/13: 0g, 4a)... **Longest point streak:** 4 games (11/24-12/1: 1g, 4a)... **Multi-assist games:** 4 (last: 4/13 at PHI: 0g, 2a)... **Multi-point games:** 5 (last: 4/13 at PHI: 0g, 2a).

## CAREER

Is in his fourth NHL season with the Hurricanes... Signed a six-year contract extension with the Hurricanes on March 24, 2014 that goes through the 2019-20 season... Played one season at the University of Minnesota-Duluth, helping the Bulldogs capture the NCAA National Championship... His international experience began with the 2007 U-17 Five Nations Tournament in Prievidza, where he led American defensemen with three points (1g, 2a) in four games... Played in three international tournaments during the 2008-09 season, including the 2009 Vlad Dzurilla U-18 Tournament in Piestany, Slovakia, the 2009 World U-17 Hockey Challenge in Port Alberni, B.C., and the 2008 U-17 Four Nations Cup in Monthey, Switzerland... Led the U.S. with two goals and three points at the Four Nations Cup... In 2009-10, scored the game-winning goal against Sweden in the gold medal game of the 2010 IIHF World U-18 Championship in Belarus... Finished that tournament with four points (1g, 3a) and a plus-7 rating... Also participated in the 2010 U-18 Six Nations Cup in Belarus and the 2009 U-18 Four Nations Cup in Finland... Was second among American defensemen in scoring (4 points) at the 2011 IIHF World Junior Championship in Buffalo, helping the U.S. capture the bronze medal... Played for the U.S. at the 2012 IIHF World Championships, leading all American defensemen in goals (4) and points (4) and ranking first on the team in plus/minus (+9) during the tournament... Led American defensemen in assists (6) and points (6) at the 2013 IIHF World Championship as the U.S. captured the bronze medal... Represented the U.S. at the 2014 Winter Olympic Games in Sochi, Russia, appearing in two games... **2007-08:** Played high school hockey for South St. Paul (MN) High School, earning honorable mention all-conference honors after notching six goals and 15 assists (21 points) in 26 games as a sophomore... **2008-09:** Completed his first season with the U.S. National Team Development Program, competing against North American Hockey League (NAHL) and international opponents... **2009-10:** Completed his second season with the USNTDP, competing with the U-18 team in the United States Hockey League (USHL) and against Division I and Division III college opponents and international teams... Set the record for goals scored by a defenseman at USA Hockey's NTDP (21)... Led USNTDP defensemen in power-play goals (14). **2010-11:** Led Minnesota-Duluth defensemen in goals (8), assists (25) and points (33), helping the Bulldogs capture the national championship... Led all NCAA rookie defensemen in scoring, and set a school record for scoring by a UMD rookie blueliner... Ranked tied for sixth among

all NCAA defensemen in scoring and eighth in points per game (0.85)... Selected to the All-WCHA Third Team and All-Rookie Team... Also chosen to the College Hockey News All-Rookie Team... Had three assists in UMD's NCAA semifinal victory vs. Notre Dame... Skated in 13 Calder Cup Playoff games with Charlotte (AHL), earning two assists... Made his professional debut with the Checkers in Game 4 of the East Division Semifinal vs. Hershey (4/20)... Earned his first pro point with an assist in Game 5 vs. Hershey (4/22)... **2011-12:** Completed his first NHL season, totaling eight goals and 14 assists (22 points) in 66 games played... Also skated in 12 games on the American Hockey League (AHL) level with Charlotte, notching two goals and four assists (6 points)... Was named to the NHL's All-Rookie Team... Led all Hurricanes skaters in average ice time per game (22:50)... Ranked first among NHL rookie defensemen in ice time per game (22:50) and power-play goals (5)... Was tied for first among rookie defensemen in goals (8) and second in points (22)... Played for the United States at the 2012 IIHF World Championships, leading all American defensemen in goals (4) and points (4) and ranking first on the team in plus/minus (+9) during the tournament... Made his NHL and Hurricanes debut vs. TB (10/7)... Recorded his first career NHL point with an assist on Jussi Jokinen's power-play goal vs. TOR (11/20), and was named the game's third star... Scored his first NHL/Hurricanes goal at WPG (12/9), beating Chris Mason... Totaled a season-high eight hits vs. ANA (2/8)... Scored a power-play goal and registered his first NHL fighting major vs. WSH (2/20)... Scored the game-winning goal in overtime at WSH (3/6), his first career OT goal... **2012-13:** Totaled five goals and 10 assists (15 points) in 38 games played and was named the team's Most Valuable Player by the Carolina chapter of the Professional Hockey Writers Association... Led the Hurricanes in average ice time per game (24:00)... Was first among team defensemen in takeaways (24), third in hits (63) and fourth in blocked shots (47)... Played for Charlotte (AHL) during the NHL work stoppage, totaling five goals and 19 assists (24 points) in 31 games... Made his NHL season debut in Carolina's opener at FLA (1/19), earning an assist... Scored his first career shorthanded goal vs. BUF (1/24)... Earned his first career NHL multi-point game with two assists at NJ (2/12)... Played his 100th NHL/Hurricanes game and scored a goal vs. PHI (4/20)... Games missed due to injury: 10 (Upper-body injury: 1/28; knee: 3/21-4/8).



# NATHAN GERBE 14



Left Wing • Shoots Left

5'5" • 178 lbs.

7/24/87 • Oxford, MI

Acquired: 7/26/13, Signed as a free agent

2013-14 Team: Carolina

Drafted: Buffalo 2005 (5-142-5)

## HIGHLIGHTS

### NHL FIRSTS:

**Game:** 12/6/08; 4-3 BUF W at TB  
**Point:** 12/13/08; 4-2 BUF W at NJ (assist)  
**Goal:** 12/9/09; 3-0 BUF W vs. WSH (Theodore)  
**Shootout Stats:** 11 attempts, 4 goals (36.4%),  
3 game-deciding goals

### NHL HIGHS:

**Goals:** 2-4x (Last: 2/28/13; 4-3 BUF SO W at FLA)  
**Assists:** 2-4x (Last: 1/25/14; 6-3 CAR W vs. OTT)  
**Points:** 3 (1/25/14; 6-3 CAR W vs. OTT)  
**Penalty Min:** 4-8x (Last: 12/5/13; 5-2 CAR W at NSH)  
**Goal Streak:** 3 games-2x (Last: 3/19/11-3/22/11: 4g)  
**Assist Streak:** 3 games (2/16/12-2/19/12: 3a)  
**Point Streak:** 4 games (10/8/13-10/13/13: 2g, 2a)

## CAREER STATS

YEAR	TEAM	LEAGUE	REGULAR SEASON					PLAYOFFS				
			GP	G	A	TP	PIM	GP	G	A	TP	PIM
2002-03	River City	USHL	25	3	3	6	49	7	1	1	2	2
2003-04	USNTDP	U-17	32	14	12	26	66	—	—	—	—	—
	USNTDP	NAHL	26	11	7	18	87	—	—	—	—	—
2004-05 (a)	USNTDP	U-18	26	6	11	17	48	—	—	—	—	—
	USNTDP	NAHL	12	7	5	12	25	—	—	—	—	—
2005-06	Boston College	H-East	39	11	7	18	75	—	—	—	—	—
2006-07	Boston College	H-East	41	25	22	47	76	—	—	—	—	—
2007-08	Boston College	H-East	43	35	33	68	65	—	—	—	—	—
2008-09	Buffalo	NHL	10	0	1	1	4	—	—	—	—	—
	Portland	AHL	57	30	26	56	63	5	0	0	0	4
2009-10	Buffalo	NHL	10	2	3	5	4	2	1	1	2	0
	Portland	AHL	44	11	27	38	46	4	1	1	2	4
2010-11	Buffalo	NHL	64	16	15	31	34	7	2	0	2	18
2011-12	Buffalo	NHL	62	6	19	25	32	—	—	—	—	—
2012-13	Buffalo	NHL	42	5	5	10	14	—	—	—	—	—
2013-14 (b)	Carolina	NHL	81	16	15	31	36	—	—	—	—	—
Hurricanes Totals (1 season)			81	16	15	31	36	—	—	—	—	—
NHL Totals (6 seasons)			269	45	58	103	124	9	3	1	4	18

(a) July 30, 2005—Selected by the Buffalo Sabres in the 2005 NHL Entry Draft. Fifth Sabres pick, 142nd overall, fifth round.

(b) July 26, 2013—Signed by the Carolina Hurricanes as a free agent.

## VS. NHL

CLUB	GP	G	A	PTS	PIM
ANA	5	1	1	2	0
ARI	3	1	2	3	0
BOS	19	1	5	6	6
BUF	3	1	0	1	0
CGY	4	1	0	1	0
CAR	12	1	1	2	8
CHI	5	0	0	0	0
COL	2	0	2	2	0
CBJ	9	1	2	3	2
DAL	3	0	0	0	2
DET	6	1	0	1	0
EDM	4	1	3	4	2
FLA	12	4	1	5	10
LA	4	0	4	4	2
MIN	3	0	0	0	0
MTL	17	2	2	4	12
NSH	3	1	0	1	4
NJ	15	2	5	7	0
NYI	15	6	4	10	6
NYR	12	2	0	2	2
OTT	18	3	5	8	10
PHI	14	4	2	6	8
PIT	14	4	4	8	12
STL	4	2	0	2	0
SJ	5	0	3	3	0
TB	14	1	1	2	8
TOR	15	1	1	2	14
VAN	3	1	1	2	0
WSH	13	2	4	6	4
WPG	13	1	5	6	12

## PERSONAL

Nathan and his wife, Brennan, were married during the summer of 2014... He has two Bernese Mountain dogs, named Johnny Cash and Tuxedo... Nathan's charity involvement in Buffalo included Tickets For Troops and Camp Good Days... He started playing hockey at age eight and his first youth team was Detroit Honeybaked... His family was the biggest influence on his career and the best advice he ever received was to "play every game like it is your last"... His favorite team growing up was Detroit and his favorite player was Steve Yzerman... Nathan's first job was in underground construction... His favorite television show is Modern Family, favorite actor is Hugh Jackman and favorite actress is Angelina Jolie... His biggest game day habit is meditation... His

favorite musical artists are Keith Urban and Zac Brown Band... His Twitter handle is @NathanGerbe14... His favorite book is Man's Search for Meaning by Viktor Frankl... Nathan's favorite sport outside of hockey is football, his favorite team is New England and the person he would most like to meet is Tom Brady... He enjoys hanging out with his family when he is away from the rink... His favorite vacation spot is Traverse City, MI, favorite foods are steak and Italian and favorite holiday is Christmas... His favorite former teammate is Mike Grier, favorite road city is Boston and favorite road arena is the United Center in Chicago... Nathan's most memorable hockey moment was winning the national championship with Boston College.





## 2013-14 SEASON

Completed his sixth NHL season and first with the Hurricanes... Set career highs in power-play goals (3) and shots (221), and matched career highs in goals (16) and points (31)... Was tied for fourth on the team in goals (16) and seventh in assists (15) and points (31)... Ranked third on the team in shots... Made his Hurricanes debut and notched his first Hurricanes goal vs. DET (10/4)... Scored his second goal of the season at PIT (10/8)... Scored the game-winning goal at WSH (10/10)... Earned his first Hurricanes assist vs. LA (10/11)... Extended his point streak to a career-high four games with an assist vs. PHX (10/13)... Scored his third goal of the season in his 200th NHL game vs. PIT (10/28)... Earned his first multi-point game (0g, 2a) of the season and tied his career high with two

assists vs. COL (11/12)... Netted a goal and added an assist vs. PIT (12/27)... Set a career high with three points (1g, 2a) vs. OTT (1/25)... Tallied his third power-play goal of the season, setting a career high vs. STL (1/31)... Earned his 100th NHL point with a shorthanded goal at NJ (3/8)... Games missed due to injury: 1 (Upper-body: 4/10)... **Longest goal streak:** 2 games (10/8-10/10: 2g, 0a; 12/27-12/29: 2g, 1a)... **Longest assist streak:** 2 games (10/11-10/13: 0g, 2a; 12/23-12/27: 1g, 2a)... **Longest point streak:** 4 games (10/8-10/13: 2g, 2a)... **Multi-assist games:** 2 (last: 1/25 vs. OTT: 1g, 2a)... **Multi-point games:** 3 (last: 1/25 vs. OTT: 1g, 2a).

## CAREER

Enters his seventh NHL season and second with the Hurricanes... Signed a two-year contract with Carolina on June 24, 2014... Has represented the United States in international competition including the 2004 and 2005 U18 World Junior Championships and the 2006 and 2007 World Junior Championships... Averaged more than a point a game (1.08) in three seasons of collegiate hockey at Boston College, totaling 133 points (71g, 62a) in 123 games... Helped the Eagles reach the championship game three consecutive seasons, winning the NCAA title in 2008... **2003-05:** Spent two seasons with the United States National Team Development Program in Ann Arbor, MI... **2005-06:** Registered 11 goals and seven assists (18 points) in 39 games during his freshman season at Boston College... **2006-07:** Was named to the Hockey East Second All-Star Team after totaling 25 goals and 22 assists (47 points) in 41 games for the Eagles... Led Hockey East skaters and ranked sixth nationally in goals... Was named to the NCAA Championship All-Tournament Team after helping Boston College reach the final before falling to Michigan State... **2007-08:** Led the nation in goals (35) and points (68), in 43 games played for Boston College... Named USA Hockey's National College Player of the Year and a finalist for the Hobey Baker Award... Named Most Outstanding Player of the NCAA Tournament after leading the Eagles to the 2008 NCAA Championship... Scored eight points (5g, 3a) in two games at the Frozen Four, including two goals vs. Notre Dame in the title game... Tied the record for goals in a single NCAA tournament with seven... His five goals in the Frozen Four ranks fourth all-time... Earned points in 30 of 43 games during his junior season, including a career-best five points (4g, 1a) at Harvard (12/12)... Also had five four-point games during the season... **2008-09:** Completed his first professional season, spending most of the year in the American Hockey League (AHL) with Portland... Appeared in 10 NHL games with the Sabres, earning one assist... Netted 30 goals and added 26 assists (56 points) in 57 AHL games... Honored with the Dudley (Red) Garrett Memorial Award as the AHL's rookie of the year... Also named to the AHL All-Rookie Team and PlanetUSA for the 2009 AHL All-Star Game... Made his NHL debut at TB (12/6)... Earned his first NHL point with an assist at NJ (12/13)... Missed six games due to an upper-body injury (12/17-12/27)... Played five Calder Cup playoff games for Portland, as the Pirates

fell to Providence in the opening round... **2009-10:** Appeared in 10 NHL games during two separate NHL recalls with Buffalo, totaling five points (2g, 3a)... Netted his first NHL goal vs. WSH (12/9)... Scored his first NHL game-winning goal vs. FLA (3/31)... Missed eight NHL games with a groin injury... Also played 44 AHL games for Portland, earning 38 points (11g, 27a)... Had his second AHL four-point game with a goal and three assists vs. Hartford (10/16)... Played his 100th AHL game at Providence (3/26)... Appeared in the Stanley Cup playoffs for the first time, earning two points (1g, 1a) in two games... Recorded his first career playoff point with an assist in his Stanley Cup playoff debut in Game 5 vs. BOS (4/23)... Netted his first NHL playoff goal in Game 6 at BOS (4/26)... **2010-11:** Established NHL career highs in games played (64), goals (16), assists (15) and points (31)... Buffalo was 10-1-2 when he scored a goal, 19-2-4 when he earned a point and 5-1-0 when he had multiple points... Scored two goals just five seconds apart vs. NYI (1/21), setting a Buffalo franchise record and falling just one second shy of the NHL record... Had two three-game goal streaks (1/20-1/23; 3/19-3/22)... Missed eight games due to injury (fractured jaw: 10/30-11/15)... Appeared in all seven Stanley Cup playoff games as the Sabres fell to the Flyers in the first round... Led Buffalo with 18 penalty minutes and ranked tied for second on the team in hits (20)... Netted his second career playoff goal and had three hits in Game 3 vs. PHI (4/18)... Tied for the team lead with five hits in Game 5 at PHI (4/22)... Scored a goal in Game 6 vs. PHI (4/24)... **2011-12:** Recorded six goals and 19 assists (25 points) in 62 games for the Sabres... Matched his career best with three-game point streaks twice (11/4-11/8; 2/16-2/19)... Scored the game-deciding goal in the shootout at NJ (1/24) and vs. DAL (2/10)... Appeared in his 100th NHL game at BOS (11/12)... Registered a season-high eight hits vs. BOS (11/23)... Scored the game-winning goal and earned an assist vs. EDM (1/3)... **2012-13:** Totaled 10 points (5g, 5a) in 42 games with Buffalo... Averaged 12:30 of ice time per game... Netted his first two goals of the season at FLA (2/28), matching his career single-game high... Scored his first career shorthanded goal at NYR (3/3)... Scored his third career shootout-deciding goal and registered an assist vs. NJD (4/7)... Missed two games (1/20-1/21) with a back injury.



# TIM GLEASON 6



**Defenseman • Shoots Left**

**6'0" • 217 lbs.**

**1/29/83 • Clawson, MI**

**Acquired: 7/3/14, Signed as a free agent**

**2013-14 Teams: Carolina/Toronto**

**Drafted: Ottawa 2001 (2-23-1)**

## HIGHLIGHTS

### NHL FIRSTS:

**Game:** 10/9/03; 3-2 LA L at DET

**Point:** 10/12/03; 4-2 LA W at CHI (assist)

**Goal:** 2/8/06; 7-4 LA L at CBJ (Denis)

### NHL HIGHS:

**Goals:** 2 (11/19/09; 6-5 CAR SO W vs. TOR)

**Assists:** 3 (10/10/08; 6-4 CAR W vs. FLA)

**Points:** 3 (10/10/08; 6-4 CAR W vs. FLA)

**Penalty Min:** 17-4x (Last: 1/25/13; 3-1 CAR W at BUF)

**Goal Streak:** 2 games (3/15/07-3/17/07: 2g)

**Assist Streak:** 4 games-2x (Last: 11/13/05-11/19/05: 4a)

**Point Streak:** 4 games-2x (Last: 11/13/05-11/19/05: 0g, 4a)

## CAREER STATS

YEAR	TEAM	LEAGUE	REGULAR SEASON					PLAYOFFS				
			GP	G	A	TP	PIM	GP	G	A	TP	PIM
1999-00	Windsor	OHL	55	5	13	18	101	12	2	4	6	14
2000-01	Windsor	OHL	47	8	28	36	124	9	1	2	3	23
2001-02 (a)	Windsor	OHL	67	17	42	59	109	16	7	13	20	40
2002-03 (b)	Windsor	OHL	45	7	31	38	75	7	5	2	7	17
<b>2003-04</b>	<b>Los Angeles</b>	<b>NHL</b>	<b>47</b>	<b>0</b>	<b>7</b>	<b>7</b>	<b>21</b>	—	—	—	—	—
	Manchester	AHL	22	0	8	8	19	6	0	1	1	4
2004-05	Manchester	AHL	67	10	14	24	112	5	0	0	0	4
<b>2005-06</b>	<b>Los Angeles</b>	<b>NHL</b>	<b>78</b>	<b>2</b>	<b>19</b>	<b>21</b>	<b>77</b>	—	—	—	—	—
<b>2006-07 (c)</b>	<b>Carolina</b>	<b>NHL</b>	<b>57</b>	<b>2</b>	<b>4</b>	<b>6</b>	<b>57</b>	—	—	—	—	—
<b>2007-08</b>	<b>Carolina</b>	<b>NHL</b>	<b>80</b>	<b>3</b>	<b>16</b>	<b>19</b>	<b>84</b>	—	—	—	—	—
<b>2008-09</b>	<b>Carolina</b>	<b>NHL</b>	<b>70</b>	<b>0</b>	<b>12</b>	<b>12</b>	<b>68</b>	<b>18</b>	<b>1</b>	<b>4</b>	<b>5</b>	<b>32</b>
<b>2009-10</b>	<b>Carolina</b>	<b>NHL</b>	<b>61</b>	<b>5</b>	<b>14</b>	<b>19</b>	<b>78</b>	—	—	—	—	—
<b>2010-11</b>	<b>Carolina</b>	<b>NHL</b>	<b>82</b>	<b>2</b>	<b>14</b>	<b>16</b>	<b>85</b>	—	—	—	—	—
<b>2011-12</b>	<b>Carolina</b>	<b>NHL</b>	<b>82</b>	<b>1</b>	<b>17</b>	<b>18</b>	<b>71</b>	—	—	—	—	—
<b>2012-13</b>	<b>Carolina</b>	<b>NHL</b>	<b>42</b>	<b>0</b>	<b>9</b>	<b>9</b>	<b>40</b>	—	—	—	—	—
<b>2013-14 (d, e)</b>	<b>Carolina</b>	<b>NHL</b>	<b>17</b>	<b>0</b>	<b>1</b>	<b>1</b>	<b>10</b>	—	—	—	—	—
	<b>Toronto</b>	<b>NHL</b>	<b>39</b>	<b>1</b>	<b>4</b>	<b>5</b>	<b>55</b>	—	—	—	—	—
<b>Hurricanes Totals (8 Seasons)</b>			<b>491</b>	<b>13</b>	<b>87</b>	<b>100</b>	<b>493</b>	<b>18</b>	<b>1</b>	<b>4</b>	<b>5</b>	<b>32</b>
<b>NHL Totals (10 Seasons)</b>			<b>655</b>	<b>16</b>	<b>117</b>	<b>133</b>	<b>646</b>	<b>18</b>	<b>1</b>	<b>4</b>	<b>5</b>	<b>32</b>

(a) June 23, 2001—Selected by the Ottawa Senators in the 2001 NHL Entry Draft. Second Senators pick, 23rd overall, first round.

(b) March 11, 2003—Traded by Ottawa to Los Angeles along with future considerations in exchange for Bryan Smolinski.

(c) Sept. 29, 2006—Traded by Los Angeles to Carolina along with Eric Belanger in exchange for Oleg Tverdokovsky and Jack Johnson.

(d) Jan. 1, 2014—Traded by Carolina Hurricanes to the Toronto Maple Leafs in exchange for John-Michael Liles and Dennis Robertson.

(e) July 3, 2014—Signed by the Carolina Hurricanes as a free agent.

## PERSONAL

Tim and his wife, Candice, have a daughter, Olivia Grace (3), and a son, Grady (2)... They spend their summers in Clarkston, MI... Tim enjoys jet skiing and golf in the offseason... His favorite hockey team growing up was Detroit and his favorite player was Steve Yzerman... His first youth team was Little Caesars in Michigan... Tim donates a suite at PNC Arena to the Wounded Warriors several times each season... His favorite movie is Braveheart, favorite television show is Rescue Me, favorite magazine is Men's Health and favorite book is Lone Survivor... Tim's most-prized possession is his Olympic silver medal... His favorite food is sushi and favorite websites are NHL.com, YouTube.com, hockeyfights.com and tsn.ca... The person from history he would most like to meet is George Washington and the

current celebrity he would most like to meet is Tom Hanks... His favorite holiday is Christmas and favorite vacation spot is Cabo... He wears number 6 because it was his number in junior hockey... Tim speaks Spanish and likes to watch movies and read books to kill time on the road... His game-day ritual includes taking a nap and relaxing with the family... Tim hopes to own a farm when his hockey career is over... His favorite athlete outside of hockey is Tom Brady... His all-time favorite former teammate is Niclas Wallin and his favorite thing about playing pro hockey is doing what he always dreamed of doing... His favorite road arena is the Bell Centre, favorite road city is Montreal and favorite team to play against is Detroit... Tim's favorite thing to do in the Triangle is go to North Hills.

## VS. NHL

CLUB	GP	G	A	PTS	PIM
ANA	15	1	0	1	13
ARI	19	0	3	3	13
BOS	30	0	2	2	27
BUF	27	1	5	6	30
CGY	13	0	4	4	6
CAR	3	0	1	1	2
CHI	11	0	3	3	11
COL	15	0	3	3	9
CBJ	12	2	2	4	9
DAL	19	0	2	2	17
DET	14	0	2	2	27
EDM	11	1	5	6	22
FLA	42	2	6	8	58
LA	6	0	0	0	7
MIN	12	0	3	3	14
MTL	28	0	5	5	34
NSH	13	0	3	3	16
NJ	29	2	8	10	2
NYI	28	1	7	8	29
NYR	27	0	2	2	26
OTT	28	1	6	7	24
PHI	24	0	2	2	37
PIT	25	0	7	7	23
STL	12	0	0	0	5
SJ	18	0	3	3	18
TB	48	0	6	6	33
TOR	28	3	3	6	32
VAN	14	0	3	3	13
WSH	43	1	9	10	61
WPG	41	1	12	13	28



## 2013-14 SEASON

Completed his 10th NHL season and eighth with the Hurricanes, also spending time with the Toronto Maple Leafs after a trade on 1/1... Had one assist in 17 games with Carolina prior to the trade... Earned five points (1g, 4a) in 39 games with Toronto... Skated in his 600th NHL game at COL (10/25)... Earned an assist at PHX (12/14)... Made his Maple Leafs debut vs. NYI (1/7)... Earned his first point with Toronto with an

assist vs. NJ (1/12)... Netted his first goal of the season and first with the Maple Leafs at WPG (1/25)... Was named third star in back-to-back games, 1/28 vs. TB and 1/30 vs. FLA... Missed 21 games due to injury (concussion: 10/4-10/24, upper-body: 11/2-11/12; lower-body: 11/24-12/5).

## CAREER

Is in his 11th NHL season and ninth with Carolina... Signed a four-year contract extension on 1/30/12 to remain with the Hurricanes through the 2015-16 season... Represented the United States at the 2010 Winter Olympic Games in Vancouver, and was (+3) in six games played as the Americans won silver... Also played for Team USA at the 2008 IIHF World Championship, the 2003 World Junior Championship (limited to one game because of a foot injury) and the 2001 World Junior Championship (7 games played, 1 assist)... **1999-00:** Was selected as a member of the OHL All-Rookie Second Team after tallying 18 points (5g, 13a) and 101 penalty minutes in 55 games with Windsor of the Ontario Hockey League (OHL)... Led all Windsor defensemen with six points (2g, 4a) in 12 playoff games... **2000-01:** Served as alternate captain for Windsor and led all club blue-liners in team scoring... Named Windsor's Most Outstanding Defenseman... Was teammates with Jason Spezza, Ottawa's first-round choice in the 2001 NHL Entry Draft... **2001-02:** Led all club defensemen and finished second overall in team scoring... His 42 assists also ranked second on the team and he led the club with 67 games played... Finished third on the club in playoff scoring with 20 points (7g, 13a) in 16 post-season contests... **2002-03:** Led all Windsor defensemen in scoring and captained his team... Skated for the Western Conference at the 2002 OHL All-Star Game... Co-led the club in playoff goals with five in seven post-season games... Completed his junior hockey career with 151 points (37g, 114a) and 409 penalty minutes in 214 regular season games over four seasons... **2003-04:** Made his NHL debut (at age 20) with the Kings at DET (10/9)... Played in the Kings' first 20 games of the season and picked up his first career point (an assist) in his third NHL game at CHI (10/12)... Finished the season with seven points (0g, 7a) in 47 games with the Kings... Also collected eight points (0g, 8a) in 22 games with the Manchester Monarchs of the American Hockey League (AHL)... **2004-05:** Finished second in scoring among Manchester (AHL) defensemen with 24 points (10g, 14a) in 67 games... Led all Monarchs defensemen in goals with 10... Three of his 10 goals were game-winners including one overtime game-winner... Was a (+17) for the season... **2005-06:** Completed his first full NHL season, playing in a career-high 78 games for the Los Angeles Kings... Finished second among Kings skaters with 141 hits and third on the team with 117 blocked shots... Also established career highs in assists (19) and points (21)... Had six points (0g, 6a) and a (+5) rating in 12 October games... Appeared in his 100th NHL game vs. EDM (1/26)... Scored his first career goal in his 103rd NHL game at CBJ (2/8)... Finished the season with an even or better rating in each of his last 10 games... **2006-07:** Ranked fifth on the team in blocked shots (80) and third among Hurricanes defensemen in hits (113)... Made his Hurricanes debut, blocking five shots in 26:51 of ice time vs. BUF (10/4)... Assisted on Ladd's power-play goal at WSH (10/7) for his first point with Carolina... Had seven penalty minutes at PHI (12/19), including his first fight in a Carolina uniform when he sparred with the Flyers' Ben Eager... Suffered a broken right foot when he blocked a shot vs. FLA (12/23)... Beat Martin Brodeur for his first goal with the Hurricanes vs. NJ (3/15)... Missed 25 total games due to injury... **2007-08:** Earned then-career highs in games played (80), goals (3), penalty minutes (84) and plus/minus (+5)... Ranked first among Hurricanes

defensemen and tied for 21st among NHL defensemen in hits (151)... Was third among Carolina defensemen in blocked shots (107)... Played his 100th Hurricanes game at ATL (1/4)... Netted his first goal of the season, assisted on Staal's first goal of the game and was a season-high (+5) vs. EDM (1/18)... Earned two assists for the first time in his NHL career vs. ATL (3/28)... **2008-09:** Ranked first among Hurricanes defensemen and 16th among NHL defensemen with 171 hits... Was second on the team in blocked shots (133) and third on the team in penalty minutes (68)... Ranked first among Hurricanes skaters in shorthanded ice time (195 min., 2:47 per game)... Earned a career-high three assists vs. FLA (10/10)... Played his 300th NHL game at PIT (1/20)... Played his 200th game with the Hurricanes at FLA (3/23)... Missed 12 games due to injury... Participated in his first NHL playoff season, skating in all 18 postseason contests for Carolina... Ranked tied for ninth in the NHL in blocked shots (34) and hits (59)... Ranked first on the team in playoff penalty minutes (32)... Made his NHL playoff debut in Game 1 at NJ (4/15)... Scored his first career playoff goal with the overtime game-winner in Game 2 at NJ (4/17)... Earned assists on Jokinen's tying goal with 1:20 left and Staal's winning goal with 0:32 left in Game 7 at NJ (4/28), marking his first multi-point playoff game... **2009-10:** Was second on the team in penalty minutes (78)... Led Hurricanes defensemen in hits (149) and was second in blocked shots (115)... Led the team in shorthanded time on ice per game (3:10)... Missed the final 13 games of the season with a broken bone in his foot... Established a new single-season career high in goals with five... Was 16th among NHL defensemen in hits (147) at the time of his foot injury... Sustained a face injury, but returned to action to score a game-tying, shorthanded goal at WSH (12/11), the first shorthanded goal of his career... Missed 21 games due to injury... **2010-11:** Played in all 82 games of the season for the first time in his NHL career... Led all Hurricanes blueliners and ranked fifth among NHL defensemen in hits (215)... Led Carolina in blocked shots (141) and penalty minutes (85)... Played his 300th game with the Hurricanes, at TB (12/20)... Earned his 100th career NHL point with an assist on Corvo's goal at NYI (4/2)... **2011-12:** Was one of four Hurricanes to play in all 82 games, marking the second consecutive season in which he did not miss a game... Led the team in plus/minus rating (+12)... Was second on the team in penalty minutes (71), third in blocked shots (112) and tied for third in hits (129)... His 17 assists were his highest single-season total since his 2005-06 season with Los Angeles... Played in his 500th NHL game and earned an assist at OTT (11/27)... Scored his only goal of the season at FLA (12/18), his first goal in 97 games... Played in his 400th career game as a Hurricane at NYI (1/21)... Earned his 100th career NHL assist vs. NYI (1/31)... **2012-13:** Earned nine assists (9 points) in 42 games and ranked second on the team and first among Carolina defensemen in hits (90)... Was second on the team in blocked shots (64)... Was selected by his teammates as the winner of the 2012-13 Steve Chiasson Award, given to the Hurricanes player who best exemplifies determination and dedication while proving to be an inspiration to his teammates through his performance and approach to the game... Games missed due to injury: 6 (lower-body: 2/14-2/26).



# RON HAINSEY 65



Defenseman • Shoots Left

6'3" • 210 lbs.

3/24/81 • Bolton, CT

Acquired: 9/12/13, Signed as a free agent

2013-14 Team: Carolina

Drafted: Montreal 2000 (1-13-1)

## HIGHLIGHTS

### NHL FIRSTS:

**Game:** 10/11/02; 4-1 MTL W at NYR

**Point:** 10/9/03; 5-2 MTL L at OTT (goal)

**Goal:** 10/9/03; 5-2 MTL L at OTT (Lalime)

### NHL HIGHS:

**Goals:** 2 (12/2/08; 5-4 ATL L at MTL)

**Assists:** 2-15x (Last: 2/26/13; 4-3 WPG W at NYR)

**Points:** 3-3x (Last: 3/21/10; 3-1 ATL W at PHI)

**Penalty Min:** 17-2x (Last: 2/27/14; 4-1 CAR L at DAL)

**Goal Streak:** 2 games-2x (Last: 10/15/13-10/17/13: 2g)

**Assist Streak:** 5 games (11/16/07-11/24/07: 6a)

**Point Streak:** 6 games (11/16/07-11/26/07: 1g, 6a)

## CAREER STATS

YEAR	TEAM	LEAGUE	REGULAR SEASON					PLAYOFFS				
			GP	G	A	TP	PIM	GP	G	A	TP	PIM
1997-98	USNTDP	U-17	18	2	7	9	28	—	—	—	—	—
	USNTDP	USHL	3	0	0	0	0	—	—	—	—	—
	USNTDP	NAHL	40	4	7	11	16	5	0	1	1	0
1998-99	USNTDP	USHL	48	5	12	17	45	—	—	—	—	—
1999-00 (a)	UMass-Lowell	HE	30	3	8	11	20	—	—	—	—	—
2000-01	UMass-Lowell	HE	33	10	26	36	51	—	—	—	—	—
	Quebec	AHL	4	1	0	1	0	1	0	0	0	0
2001-02	Quebec	AHL	63	7	24	31	26	3	0	0	0	0
2002-03	Montreal	NHL	21	0	0	0	2	—	—	—	—	—
	Hamilton	AHL	33	2	11	13	26	23	1	10	11	20
2003-04	Montreal	NHL	11	1	1	2	4	—	—	—	—	—
	Hamilton	AHL	54	7	24	31	35	10	0	5	5	6
2004-05	Hamilton	AHL	68	9	14	23	45	4	1	1	2	0
2005-06 (b)	Hamilton	AHL	22	3	14	17	19	—	—	—	—	—
	Columbus	NHL	55	2	15	17	43	—	—	—	—	—
2006-07	Columbus	NHL	80	9	25	34	69	—	—	—	—	—
2007-08	Columbus	NHL	78	8	24	32	25	—	—	—	—	—
2008-09 (c)	Atlanta	NHL	81	6	33	39	32	—	—	—	—	—
2009-10	Atlanta	NHL	80	5	21	26	39	—	—	—	—	—
2010-11	Atlanta	NHL	82	3	16	19	24	—	—	—	—	—
2011-12	Winnipeg	NHL	56	0	10	10	23	—	—	—	—	—
2012-13	Winnipeg	NHL	47	0	13	13	10	—	—	—	—	—
2013-14 (d)	Carolina	NHL	82	4	11	15	45	—	—	—	—	—
Hurricanes Totals (1 season)			82	4	11	15	45	—	—	—	—	—
NHL Totals (11 seasons)			673	38	169	207	316	—	—	—	—	—

(a) June 24, 2000—Selected by the Montreal Canadiens in the 2000 NHL Entry Draft. First Canadiens pick, first round, 13th overall.

(b) Nov. 29, 2005—Claimed by the Columbus Blue Jackets on waivers from the Montreal Canadiens.

(c) July 2, 2008—Signed by the Atlanta Thrashers as a free agent.

(d) Sept. 12, 2013—Signed by the Carolina Hurricanes as a free agent.

## PERSONAL

Ron and his wife, Hayley, have three children: Alexa, Jaxon and Melana... They spend their summers in the Northeast and have two dogs... Ron started playing hockey at age 3 and his first youth team was in the Eastern Connecticut Hockey Organization... His parents were the biggest influence on his career... He was a fan of the Hartford Whalers growing up and his favorite players were Ray Bourque and Brian Leetch... His favorite television shows are The Newsroom and Ray Donovan and his favorite

movie is Goodfellas... Ron's first job was in construction... His favorite musical artists are Pearl Jam and Bruce Springsteen... He eats the same meal every game day: salad, pasta and chicken... His favorite thing to do away from the rink is golf and his favorite team outside of hockey is the New York Yankees... Ron's favorite holiday is Thanksgiving... His favorite road arena is Madison Square Garden.

## VS. NHL

CLUB	GP	G	A	PTS	PIM
ANA	17	1	8	9	25
ARI	17	0	4	4	18
BOS	23	0	3	3	6
BUF	26	0	6	6	4
CGY	17	1	3	4	2
CAR	28	1	8	9	10
CHI	28	2	11	13	15
COL	18	0	3	3	8
CBJ	10	0	2	2	2
DAL	16	0	1	1	21
DET	28	5	7	12	18
EDM	17	1	7	8	20
FLA	33	0	7	7	9
LA	15	1	6	7	8
MIN	17	2	3	5	2
MTL	23	2	9	11	10
NSH	30	2	5	7	8
NJ	24	3	5	8	8
NYI	27	0	5	5	8
NYR	25	1	8	9	8
OTT	23	3	9	12	8
PHI	24	2	10	12	10
PIT	27	0	2	2	22
STL	30	4	8	12	13
SJ	16	0	4	4	4
TB	30	2	6	8	19
TOR	26	2	7	9	10
VAN	18	2	6	8	6
WSH	35	1	5	6	12
WPG	5	0	1	1	2



## 2013-14 SEASON

Completed his 11th NHL season and first with the Hurricanes... Was one of two Hurricanes to play in all 82 games... Ranked second on the team in blocked shots with 124... Was third on the team in time on ice per game (21:26)... Made his Hurricanes debut vs. DET (10/4)... Skated a season-high 25:37 of ice time vs. LA (10/11)... Scored his first Hurricanes goal and first goal since March 12, 2011, a span of 122 games, vs. CHI (10/15)... Scored goals in consecutive games for the second time in his career, and for the first time since the 2007-08 season (10/5-10/6)... Earned his first Hurricanes assist vs. PHI (11/5)... Recorded an even or


better rating in 14 consecutive games (10/28-11/27)... Registered a season-high, three-game point streak (11/27-12/1: 1g, 2a)... Earned his 200th NHL point at NSH (12/5)... Registered a season-high six hits at TB (12/21)... Recorded 17 penalty minutes at DAL (2/27), his most in a game since April 7, 2007... Totaled four hits, blocked four shots and matched his season high with a (+2) rating vs. NYR (3/11)... **Longest goal streak:** 2 games (10/15-10/17: 2g, 0a)... **Longest assist streak:** 2 games (11/5-11/7: 0g, 2a; 11/29-12/1: 0g, 2a)... **Longest point streak:** 3 games (11/27-12/1: 1g, 2a).

## CAREER

Is in his 12th NHL season and second with the Hurricanes... Signed a two-year contract with Carolina on 6/24/14... Has represented the United States at four international tournaments: the 2009 IIHF World Championship, 2000 and 2001 World Junior Championships and 1999 Under-18 World Junior Championships... **1997-99:** Earned 45 points (11g, 34a) in 114 games during two seasons with the United States National Team Development Program (USNTDP)... **1999-00:** Completed his freshman season with UMass-Lowell... Was selected to the Hockey East All-Rookie Team after totaling 11 points (3g, 8a) in 30 games... **2000-01:** Tallied 36 points (10g, 26a) in 33 games during his sophomore campaign with UMass-Lowell... Led all Hockey East defensemen and ranked in the top five among all NCAA defensemen in scoring... Named an NCAA Second Team All-American and Hockey East First All-Star... Completed his collegiate career with 47 points (13g, 34a) in 63 career games... Made his professional debut, playing in four games with the American Hockey League's Quebec Citadelles, and netting his first professional goal... **2001-02:** Totaled 31 points (7g, 24a) in 63 games during his first full professional season with Quebec (AHL)... Played for PlanetUSA at the AHL All-Star Classic, recording three assists during the game... Selected to the AHL's All-Rookie Team... **2002-03:** Appeared in his first NHL season, registering two penalty minutes in 21 games with Montreal... Made his NHL debut at NYR (10/11)... Finished the season with Hamilton (AHL), totaling 13 points (2g, 11a) in 33 games... Had 11 points (1g, 10a) in 23 post-season contests with the Bulldogs, as Hamilton advanced to the Calder Cup Final before falling to Houston... **2003-04:** Appeared in 11 NHL games with Montreal, earning two points (1g, 1a)... Beat Patrick Lalime for his first career NHL goal vs. OTT (10/9)... Earned his first NHL assist vs. CBJ (11/11)... Also played 54 games with Hamilton (AHL), earning 31 points (7g, 24a)... **2004-05:** Saw action in 68 games with Hamilton (AHL), recording 23 points (9g, 14a) and 51 penalty minutes... Appeared in his 200th career AHL game vs. Manitoba (2/26)... **2005-06:** Split the season between Hamilton (AHL) and Columbus (NHL)... Began the season with Hamilton, totaling 17 points (3g, 14a) in 22 games... Earned his 100th career AHL point in his first game of the season (10/14)... Claimed on waivers by the Columbus Blue Jackets on 11/29 and totaled 17 points (2g, 15a) in 55 games with the Blue Jackets... Earned his first point with Columbus at STL (12/1)... Had his first-career multiple-point game with two assists vs. CHI (12/26)... Scored his first goal as a Blue Jacket vs. MIN (1/27)... **2006-07:** Set his single-season, career high in goals (9), appearing in 80 games with the Blue Jackets... Led team defensemen in points, was second on the team in power-play goals (7) and ranked third in time on ice (22:53)... His 34 points

ranked as the second-highest total by a defenseman in Blue Jackets history... Had a career-high 17 penalty minutes vs. ANA (4/7)... **2007-08:** Earned 32 points (8g, 24a) in 78 games with Columbus... Led team defensemen in goals, assists, points and power-play goals (8)... Ranked tied for sixth among NHL defensemen in power-play goals... Was fourth among all Blue Jackets skaters in assists and points... Was second on the team in power-play goals and average time on ice (22:23)... Established career-highs in power-play goals and shots on goal (161)... Tallied the 50th assist of his NHL career vs. FLA (11/21)... Had a career-high, six-game point streak from 11/16-11/26 (1g, 6a), which also included a career-high, five-game assist streak (11/16-11/24: 6a)... Appeared in his 200th NHL game, vs. LA (12/21)... **2008-09:** Established career highs in assists (33) and points (39) in 81 games during his first season with the Atlanta Thrashers... Led Thrashers defensemen in points and assists, and ranked second in goals... Recorded two points (1g, 1a) and led the team with 23:53 of ice time in his Atlanta debut vs. WSH (10/10)... Scored a career-high two goals and matched his career high with three points, including his 100th NHL point, at MTL (12/2)... Appeared in his 300th career game at TB (2/10)... **2009-10:** Ranked third among Thrashers defensemen with 26 points (5g, 21a) in 80 games played... Was also third among team blueliners in assists... Led Atlanta with 148 blocked shots... Earned the 100th assist of his career vs. WSH (10/29)... Appeared in his 400th career NHL game, vs. NYR (3/12)... Earned eight points (2g, 6a) over an eight-game stretch from 3/12-3/25... Matched his career high with three points (1g, 2a) at PHI (3/21)... Skated a career-high 30:19 of ice time at PIT (4/3)... **2010-11:** Led Atlanta and ranked tied for 10th in the NHL with 171 blocked shots, appearing in 81 games for the Thrashers... Recorded his first point of the season (assist) in 6-4 victory at NYR (10/27)... Scored his first goal of the season, added an assist and was (+4) vs. NJ (12/18)... Scored his first career overtime, game-winning goal vs. TOR (2/27), and found the net again in overtime at PHI (3/12)... **2011-12:** Tallied 10 points (10a) in 56 games for the Winnipeg Jets... Made his Jets debut vs. MTL (10/9)... Recorded two assists and led Jets in ice time (22:50) at CHI (10/13)... Did not dress at TOR (10/19), ending his games-played streak at a career-high 157 games... Returned from injury and logged 23:34 of ice time at WSH (11/23)... Played in his 500th NHL game at COL (12/27)... **2012-13:** Totaled 13 assists in 47 games for the Winnipeg Jets... Led Winnipeg skaters in blocked shots (123) and ranked second among team defensemen in assists... Appeared in his 300th game with the Jets franchise vs. OTT (1/19).





# JAY HARRISON 44



**Defenseman • Shoots Left**

**Acquired: 7/9/09, Signed as a free agent**

**6'4" • 220 lbs.**

**2013-14 Team: Carolina**

**11/3/82 • Oshawa, Ont.**

**Drafted: Toronto 2001 (4-82-3)**

## HIGHLIGHTS

### NHL FIRSTS:

**Game:** 1/28/06; 4-3 TOR OT L vs. MTL

**Point:** 1/30/06; 4-2 TOR W at FLA (assist)

**Goal:** 10/9/09; 7-2 CAR W vs. FLA (Salak)

### NHL HIGHS:

**Goals:** 2 (1/7/12; 5-2 CAR L at NSH)

**Assists:** 2-3x (Last: 3/18/14; 3-1 CAR W at CBJ)

**Points:** 2-9x (Last: 3/18/14; 3-1 CAR W at CBJ)

**Penalty Min:** 12 (2/18/12; 4-3 CAR L at NYI)

**Goal Streak:** 2 games-2x (Last: 1/12/12-1/14/12: 2g)

**Assist Streak:** 3 games (11/1/11-11/6/11: 3a)

**Point Streak:** 3 games (11/1/11-11/6/11: 0g, 3a)

## CAREER STATS

YEAR	TEAM	LEAGUE	REGULAR SEASON					PLAYOFFS				
			GP	G	A	TP	PIM	GP	G	A	TP	PIM
1998-99	Brampton	OHL	63	1	14	15	108	—	—	—	—	—
1999-00	Brampton	OHL	68	2	18	20	139	6	0	2	2	15
2000-01 (a)	Brampton	OHL	53	4	15	19	112	9	1	1	2	17
2001-02	Brampton	OHL	61	12	31	43	116	—	—	—	—	—
	St. John's	AHL	7	0	1	1	2	10	0	0	0	4
	Memphis	CHL	—	—	—	—	—	1	0	0	0	2
2002-03	St. John's	AHL	72	2	8	10	72	—	—	—	—	—
2003-04	St. John's	AHL	70	4	5	9	141	—	—	—	—	—
2004-05	St. John's	AHL	60	0	4	4	108	4	0	1	1	14
2005-06	Toronto	NHL	8	0	1	1	2	—	—	—	—	—
	Toronto	AHL	57	9	20	29	100	5	1	3	4	8
2006-07	Toronto	NHL	5	0	0	0	6	—	—	—	—	—
	Toronto	AHL	41	4	14	18	68	—	—	—	—	—
2007-08	Toronto	AHL	69	13	14	27	73	18	2	10	12	35
2008-09	Toronto	NHL	7	0	1	1	10	—	—	—	—	—
	Zug	Swiss-A	41	6	9	15	96	7	1	2	3	33
2009-10 (b)	Carolina	NHL	38	1	5	6	50	—	—	—	—	—
	Albany	AHL	32	2	12	14	22	—	—	—	—	—
2010-11	Carolina	NHL	72	3	7	10	72	—	—	—	—	—
2011-12	Carolina	NHL	72	9	14	23	60	—	—	—	—	—
2012-13	Carolina	NHL	47	3	7	10	51	—	—	—	—	—
2013-14	Carolina	NHL	68	4	11	15	44	—	—	—	—	—
	Hurricanes Totals (5 Seasons)		297	20	44	64	277	—	—	—	—	—
NHL Totals (8 Seasons)			317	20	46	66	295	—	—	—	—	—

(a) June 23, 2001—Selected by the Toronto Maple Leafs in the 2001 NHL Entry Draft. Fourth Leafs pick, 82nd overall, third round.

(b) July 9, 2009—Signed by the Carolina Hurricanes as a free agent.

## PERSONAL

Jay and his wife, Jodean, have four daughters: Presley (6), Willa (4), Stevie (2) and Gemma (1)... They spend their summers in Bowmanville, Ontario... Jay started playing organized hockey when he was 5, and his first team was Marigold Lincoln in Whitby, Ontario... He says his parents had the biggest influence on his career... His favorite player growing up was Rick Vaive... Jay's first job was working as a furniture mover... His favorite movie is The Departed, favorite television show is Mantracker and favorite website is dailygrail.com... The most-played artist on his iPod is Tool... His favorite book is Siddhartha by Hermann Hesse... Jay has played

guitar since he was 10, and the person he would most like to meet is Slash... His favorite meal is steak and sweet potatoes and his favorite place to visit in the Triangle is Monkey Joe's... He enjoys golf and darts, and his all-time favorite athlete outside of hockey is Michael Jordan... His favorite team outside of hockey is the New Zealand All Blacks... Jay's most memorable hockey moment was his first NHL goal... His favorite road city is Montreal and favorite road arena is Bell Centre... Jay's favorite former teammate is Matt Stajan, and his favorite thing about playing in the NHL is coming out for warm-ups.

## VS. NHL

CLUB	GP	G	A	PTS	PIM
ANA	5	0	0	0	2
ARI	5	0	2	2	7
BOS	16	1	0	1	28
BUF	15	1	2	3	8
CGY	3	0	0	0	2
CAR	0	0	0	0	0
CHI	4	0	0	0	4
COL	5	0	1	1	6
CBJ	6	0	4	4	4
DAL	6	0	1	1	2
DET	3	0	2	2	2
EDM	3	0	0	0	6
FLA	23	2	4	6	15
LA	3	0	0	0	6
MIN	6	0	0	0	4
MTL	16	0	1	1	16
NSH	5	2	0	2	0
NJ	20	2	2	4	21
NYI	13	0	5	5	23
NYR	17	2	1	3	11
OTT	17	1	4	5	4
PHI	19	1	3	4	20
PIT	16	1	1	2	30
STL	6	1	0	1	12
SJ	5	2	2	4	2
TB	23	2	3	5	31
TOR	11	2	0	2	8
VAN	3	0	0	0	7
WSH	25	0	7	7	8
WPG	18	0	1	1	6





## 2013-14 SEASON

Completed his eighth NHL season and fifth with the Hurricanes... Earned 15 points (4g, 11a) in 68 games... Ranked third on the team in hits (141) and fifth in blocked shots (82)... Earned his first assist of the season vs. DET (10/4)... Scored his first goal of the season vs. PHI (10/6)... Recorded a season-high nine penalty minutes at PIT (10/8)... Matched his career high with two assists at WSH (12/3)... Scored a goal and added an assist vs. SJ (12/6)... Recorded a season-high seven hits vs. WSH (12/20)... Placed on injured reserve with a concussion on 12/27... Activated from injured reserve on 1/5... Registered five hits vs. CBJ (1/27)... Scored his second career overtime goal at SJ (3/4)... Tallied his first power-play goal since Jan. 7, 2012 at NJ (3/8)... Played

in his 300th NHL game and recorded a season-high six shots vs. NYR (3/11)... Earned two assists at CBJ (3/18)... Was a season-high (+3) at FLA (3/27)... Earned an assist and blocked four shots vs. CBJ (3/29)... Earned an assist and registered five hits vs. NJ (4/5)... Skated a season-high 23:27 and was (+2) at PHI (4/13)... Was a healthy extra for: 7 games (10/25, 11/21-11/23, 1/5-1/9, 1/13, 3/1)... Games missed due to injury: 7 (Illness: 11/18, Concussion: 12/23-1/4)... **Longest point streak:** 2 games (10/4-10/6: 1g, 1a)... **Multi-assist games:** 2 (last: 3/18 at CBJ: 0g, 2a)... **Multi-point games:** 3 (last: 3/18 at CBJ: 0g, 2a).

## CAREER

Is in his ninth NHL season and sixth with Carolina... Signed a three-year contract extension with the Hurricanes on July 24, 2012, which goes through the 2015-16 season... Had 112 points (34g, 78a) in 408 career American Hockey League (AHL) games with St. John's, Toronto and Albany... Earned 97 points (19g, 78a) in 245 career Ontario Hockey League (OHL) games with Brampton from 1998-2002... Has represented Canada in a number of international competitions, starting with the 4 Nations Cup during the 1998-99 season, where he scored a goal to help Canada capture gold... Appeared in seven games at the 2001 World Junior Championship, as Canada won bronze, and had one assist at the 2002 World Junior Championship, helping Canada capture silver... Also represented Canada at the Spengler Cup twice and at the 2013 IIHF World Championship... **1998-99:** Played 63 games for Brampton (OHL), totaling 15 points (1g, 14a) with 108 penalty minutes... Named to the OHL's All-Rookie Team... **1999-00:** Earned 20 points (2g, 18a) and had 139 penalty minutes in 68 games for Brampton (OHL)... Totaled two assists and 15 penalty minutes in six playoff games for the Battalion... **2000-01:** Played 53 games for Brampton, notching four goals and 15 assists (19 points) with 112 penalty minutes... Had one goal, one assist and 17 penalty minutes in nine playoff games for the Battalion... **2001-02:** Ranked 14th among OHL defensemen in scoring with 43 points (12g, 31a) in 61 games for Brampton... Joined St. John's (AHL), earning one assist in seven regular-season games... Also played 10 Calder Cup Playoff games for St. John's, and one playoff game for Memphis of the Central Hockey League (CHL)... **2002-03:** Earned 10 points (2g, 8a) in 72 games during his first full professional season with St. John's... **2003-04:** Played 70 games for St. John's, collecting nine points (4g, 5a) and 141 penalty minutes... Played his 100th career AHL game at Cleveland (11/28)... **2004-05:** Earned four assists and tallied 108 penalty minutes in 60 games for St. John's... Had one assist and 14 penalty minutes in four Calder Cup Playoff games... **2005-06:** Split the season between the Toronto Marlies and the Toronto Maple Leafs, seeing his first NHL action with the Leafs... Played 57 games for the Marlies (AHL), totaling 29 points (9g, 20a) with 100 penalty minutes... His head coach with the Marlies was former Hurricanes Head Coach Paul Maurice... Recalled to the NHL on 1/27... Made his NHL debut with the Maple Leafs vs. MTL (1/28)... Earned his first NHL point (assist) at FLA (1/30)... Finished the season with one assist and two penalty minutes on the NHL level... Played in five AHL playoff games with the Marlies, scoring one goal and adding three assists (4 points) with eight penalty minutes... **2006-07:** Started the season on the NHL level with the Maple Leafs before being reassigned to the Marlies (AHL) on 11/14... Played five total games on the NHL

level, totaling six penalty minutes... Had four goals and 14 assists (18 points) in 41 AHL games with the Marlies... **2007-08:** Spent the entire season with the Toronto Marlies (AHL)... Ranked second among Marlies defensemen in scoring with 27 points (13g, 14a) in 69 games... Led Marlies defensemen in scoring (12 points) and ranked second overall on the team in assists (10) during the Calder Cup Playoffs, appearing in 18 games as Toronto advanced to the AHL Conference Finals before falling to Chicago... **2008-09:** Began the season with Zug of the Swiss league, earning 15 points (6g, 9a) and collecting 96 penalty minutes in 41 regular-season games... Signed with Toronto (NHL) on 3/27 after Zug's season concluded... Played in seven games with the Maple Leafs, earning one assist and totaling 10 penalty minutes... **2009-10:** Totaled six points (1g, 5a) and 50 penalty minutes in 38 NHL games with the Hurricanes... Was tied for second on the team in fighting majors (6)... Had two goals and 12 assists (14 points) and was (+8) in 32 AHL regular-season games with Albany... Made his Hurricanes debut on opening night, vs. PHI (10/2)... Beat Alexander Salak for his first NHL goal vs. FLA (10/9)... Assisted on Sutter's goal vs. SJ (11/1), marking the first time in his career that he earned points in consecutive games... Was reassigned to Albany at the end of the NHL season to participate in the Calder Cup Playoffs... **2010-11:** Established then-career highs in games played (72), goals (3), assists (7), points (10) and penalty minutes (72)... Ranked tied for second on the team in plus/minus (+5)... Played his 100th career NHL game vs. TB (1/15)... Played his 100th game with the Hurricanes vs. BUF (3/3)... Missed 10 games due to injury... **2011-12:** Ranked first among Hurricanes defensemen in goals (9), and established career highs in goals (9), assists (14) and points (23)... Ranked second on the team in blocked shots (153)... Was the Hurricanes' nominee for the Bill Masterton Memorial Trophy, which honors sportsmanship, perseverance and dedication to the game of hockey... Was also selected by the Carolina chapter of the PHWA as the winner of the Josef Vasecek Award for media cooperation... Set new career high for points (11) with an assist vs. OTT (12/23)... Scored two goals at NSH (1/7), his first career multi-goal game... Played his 200th NHL game, at OTT (4/3)... Missed nine games due to injury... **2012-13:** Was third among Carolina defensemen in scoring with 10 points (3g, 7a) in 47 games played... Was first on the team and 11th in the NHL in blocked shots (110)... Ranked third among Hurricanes in hits (83)... Scored the game-winning goal in overtime at OTT (2/7)... Played in his 200th game with the Hurricanes at WSH (2/26)... Left the game vs. NYR (4/25) after being struck in the face with a puck and missed the final game of the season at PIT (4/27).



# ANTON KHUDOBIN 31



**Goaltender • Catches Left**

**Acquired: 7/5/13, Signed as a free agent**

**5'11" • 203 lbs.**

**2013-14 Teams: Carolina (NHL), Charlotte (AHL)**

**5/7/86 • Ust-Kamenogorsk, Kazakhstan**

**Drafted: Minnesota 2004 (11-206-7)**

## HIGHLIGHTS

### NHL FIRSTS:

**Game:** 2/4/10; 4-2 MIN W vs. EDM

**Win:** 2/4/10; 4-2 MIN W vs. EDM

**Shutout:** 1/16/11; 4-0 MIN W vs. VAN

### NHL SHOOTOUTS AND PENALTY SHOTS:

**Shootout Stats:** 1-1 (1 goal on 6 attempts)

**Career Penalty Shots:** 2 (0 goals on 2 attempts)

### NHL HIGHS:

**Saves:** 46 (3/18/14; 3-1 CAR W at CBJ)

**Shots Faced:** 47-2x (Last: 3/18/14; 3-1 CAR W at CBJ)

**Win Streak:** 6 (10/16/13-1/9/14)

**Streak w/out Regulation Loss:** 6 (10/16/13-1/9/14)

**Shutout sequence:** 141:29 (1/14/11-1/18/11)

## CAREER STATS

			REGULAR SEASON						PLAYOFFS					
YEAR	TEAM	LEAGUE	GP	MIN	GA	SO	GAA	W-L-OT	GP	MIN	GA	SO	GAA	W-L
2003-04 (a)	Magnitogorsk 2	Russia-3	38	—	80	—	—	—	—	—	—	—	—	—
2004-05	Magnitogorsk	Russia	4	133	0	1	0.00	—	—	—	—	—	—	—
	Magnitogorsk 2	Russia-3	27	—	52	—	—	—	—	—	—	—	—	—
2005-06	Saskatoon	WHL	44	2362	114	4	2.90	23-13-3	10	685	32	0	2.80	4-6
2006-07	Magnitogorsk	Russia	16	618	28	0	2.72	—	3	26	1	0	2.30	-
2007-08	Houston	AHL	12	482	16	1	1.99	2-2-1	—	—	—	—	—	—
	Texas	ECHL	27	1549	51	3	1.98	20-1-4	9	547	20	1	2.19	5-4
2008-09	Houston	AHL	10	512	26	0	3.04	3-6-1	17	890	40	2	2.70	8-8
	Florida	ECHL	33	1706	77	4	2.71	18-10-1	—	—	—	—	—	—
2009-10	Minnesota	NHL	2	69	1	0	0.87	2-0-0	—	—	—	—	—	—
	Houston	AHL	40	2247	91	4	2.43	14-19-4	—	—	—	—	—	—
2010-11 (b)	Minnesota	NHL	4	189	5	1	1.59	2-1-0	—	—	—	—	—	—
	Houston	AHL	34	1883	81	1	2.58	19-12-1	—	—	—	—	—	—
	Providence	AHL	16	901	36	1	2.40	9-4-1	—	—	—	—	—	—
2011-12	Boston	NHL	1	60	1	0	1.00	1-0-0	—	—	—	—	—	—
	Providence	AHL	44	2597	113	2	2.61	21-19-3	—	—	—	—	—	—
2012-13	Atlant Moscow	KHL	26	1500	74	1	2.96	6-14-4	—	—	—	—	—	—
	Boston	NHL	14	803	31	1	2.32	9-4-1	—	—	—	—	—	—
2013-14 (c)	Carolina	NHL	36	2084	80	1	2.30	19-14-1	—	—	—	—	—	—
	Charlotte	AHL	2	119	6	0	3.03	1-1-0	—	—	—	—	—	—
Hurricanes Totals (1 season)			36	2084	80	1	2.30	19-14-1	—	—	—	—	—	—
NHL Totals (5 seasons)			57	3205	118	3	2.21	33-19-2	—	—	—	—	—	—

(a) June 26, 2004—Selected by the Minnesota Wild in the 2004 NHL Entry Draft. Eleventh Wild choice, 206th overall, seventh round.

(b) Feb. 28, 2011—Acquired by the Boston Bruins from the Minnesota Wild in exchange for Jeff Penner and Mikko Lehtonen.

(c) July 5, 2013—Signed by the Carolina Hurricanes as a free agent.


## PERSONAL

Anton spends most of his off-season in Magnitogorsk, Russia... His last name is pronounced "hoo-DOH-bihn" and his nickname is Dobby... He started playing hockey as a defenseman at age six... His parents had the biggest influence on his career and his first youth team was Torpedo... Anton's favorite player growing up was Evgeni Nabokov and his favorite teams were New Jersey, because of Martin Brodeur, and Detroit... The best advice he has ever been given was to "stay true to your dreams"... His favorite television show is Suits, favorite movie is The Fast and the Furious and favorite actor was Paul Walker... Anton enjoys vacationing in the Maldives Islands and his favorite musical artist is David Guetta... His favorite

thing to do away from the rink is play ping pong... His favorite food is his mom's Pelmeni dumplings... His favorite video game is Need for Speed, his favorite sport outside of hockey is European soccer and his favorite athlete outside of hockey is MMA fighter Fedor Emelianenko... Anton's most memorable hockey moment was scoring a goal at the 2004 U-18 World Junior Championships... His favorite holiday is New Year's Eve... His favorite road city is Los Angeles and favorite road arena is Pittsburgh's CONSOL Energy Center... Anton is not superstitious... His favorite former teammate is Mark Recchi.

## VS. NHL

CLUB	GP	MIN	W-L-OT	GA	SO	GAA
ANA	0	0	0-0-0	0	0	0
ARI	1	30	0-0-0	2	0	4.00
BOS	0	0	0-0-0	0	0	0
BUF	5	303	3-1-1	10	1	1.98
CGY	1	59	0-1-0	2	0	2.03
CAR	1	60	1-0-0	3	0	3.00
CHI	1	60	0-1-0	3	0	3.00
COL	1	59	0-1-0	3	0	3.05
CBJ	4	243	2-1-1	9	0	2.22
DAL	2	119	1-1-0	4	0	2.02
DET	0	0	0-0-0	0	0	0.00
EDM	3	128	2-1-0	3	0	1.41
FLA	3	180	3-0-0	3	1	1.00
LA	1	59	0-1-0	2	0	2.03
MIN	0	0	0-0-0	0	0	0.00
MTL	2	120	0-2-0	6	0	3.00
NSH	2	69	1-0-0	2	0	1.74
NJ	3	152	1-1-0	10	0	3.95
NYI	2	113	1-1-0	4	0	2.12
NYR	1	59	0-1-0	3	0	3.05
OTT	4	240	4-0-0	7	0	1.75
PHI	5	284	4-1-0	12	0	2.54
PIT	2	119	1-1-0	4	0	2.02
SJ	1	64	1-0-0	2	0	1.88
STL	1	60	1-0-0	1	0	1.00
TB	2	102	1-1-0	2	0	2.35
TOR	3	162	2-1-0	6	0	2.22
VAN	1	60	1-0-0	0	1	0.00
WSH	4	241	3-1-0	11	0	2.74
WPG	1	60	0-1-0	2	0	2.00



## 2013-14 SEASON

Completed his fifth NHL season and first with Carolina... Was 19-14-1 with a 2.30 goals-against average in 36 games... Set a franchise record for save percentage in a single season (.926)... His 2.30 goals-against average ranked third in franchise history for a single season... Ranked fifth in the NHL in save percentage and tied for 12th in goals-against average... Allowed more than three goals in only three of his 36 appearances... Did not allow more than three goals in any of his first 24 appearances... Appeared in two games for Charlotte (AHL) during a conditioning stint, posting a 1-1-0 record with a 3.03 goals-against average and .928 save percentage... Made his Hurricanes debut and earned the win, saving 18 of 19 shots vs. PHI (10/6)... Stopped 30 of 32 shots faced and earned the win at WSH (10/10)... Started the game and left in the second period with a lower-body injury vs. PHX (10/13)... Was placed on injured reserve with a lower-body injury on 10/14... Activated from injured reserve and assigned to Charlotte (AHL) on 12/27... Recalled from Charlotte (AHL) on 12/31... Made 38 saves and earned the win in his first game since Oct. 13 at WSH (1/2)... Stopped 38 of 40 shots faced and earned the win at NYI (1/4)... Set franchise records for most winning decisions

## CAREER

Is in his sixth NHL season and second with Carolina... Signed a two-year contract with the Hurricanes on 3/4/14... Entered the 2014-15 season ranked first in franchise history with a career goals-against average of 2.30 (minimum: 15 games)... Has represented Russia in a number of international tournaments... Went 4-0-1 with a 2.17 goals-against average and .915 save percentage to lead Russia to gold at the 2004 U-18 World Junior Championship... Scored a goal against Finland during that competition, becoming the first netminder to do so in a major IIHF event... Was 3-2 with a 2.73 goals-against average as Russia won silver at the 2005 World Junior Championship... Went 4-1 with a 2.20 goals-against average and .933 save percentage as Russia captured its second consecutive silver medal at the 2006 World Junior Championship... Won a gold medal with Russia at the 2014 IIHF World Championship but did not appear in a game... **2005-06:** Played a season of Canadian junior hockey with Saskatoon, going 23-13-3 with four shutouts and a 2.90 goals-against average... Ranked fourth in WHL in save percentage (.917)... Was 4-6 with a 2.80 goals-against average in 10 playoff games as Saskatoon topped Regina before falling to Medicine Hat... Stopped 80 of 84 shots in a triple-overtime playoff loss to Medicine Hat... **2006-07:** Spent a full season with Magnitogorsk of the top Russian league, registering a 2.72 goals-against average in 16 games as the backup goaltender... Also appeared in three playoff games as Magnitogorsk captured the Russian Super League championship... Had spent two seasons with Magnitogorsk's third-division team prior to his season in the WHL... **2007-08:** Completed his first season of professional hockey in North America, splitting the year between the AHL and ECHL... Was named the ECHL's Goaltender of the Year and earned First All-Star Team honors after going 20-1-4 with a 1.98 goals-against average in 27 ECHL games with Texas... Appeared in nine playoff games for the Wildcatters, who were upset in the second round by Columbia... Also made his AHL debut with Houston, playing 12 games with a 2-2-1 record and 1.99 goals-against average... Earned his first AHL win at Rockford (2/8) and registered his first AHL shutout vs. Chicago (3/20)... **2008-09:** Split the season between the AHL and the ECHL... Appeared in 33 games with the ECHL's Florida Everblades, going 18-10-1 with a 2.71 goals-against average... Was 3-6-1 in 10 regular-season outings with the Houston Aeros on the AHL level... Played 17 Calder Cup playoff games for Houston, going 8-8 with a 2.70 goals against average and two shutouts... Earned Game 7 victories against Peoria (4/27) and

to start a season and a career with Hartford or Carolina (6)... Made 31 saves on 32 shots faced and earned the win vs. NSH (1/5)... Named the NHL's First Star for the month of January on 2/3, marking just the fifth time in franchise history that a member of the team earned the league's player of the month honor... Tied a franchise record for wins in a month (Jan.) with 10, and posted a 2.19 goals-against average and .927 save percentage in 14 games... Allowed two goals or fewer in nine of 14 January appearances... Agreed to a two-year contract with Carolina on 3/4... Made 40 saves vs. NYR (3/7)... Stopped a career-high 46 of 47 shots faced and earned the win at CBJ (3/18)... Earned his first Hurricanes shutout and third of his NHL career, stopping all 35 shots he faced at FLA (3/27). His 35 saves marked the most he has made in a shutout in his career... Won his 18th game of the season, stopping 33 of 34 shots faced vs. DAL (4/3)... Games missed due to injury: 31 (Lower-body: 10/15-12/23)... Served as backup for 12 games... **Saves:** 46 – 3/18 at CBJ... **Shots faced:** 47 – 3/18 at CBJ... **Win streak:** 4 (1/2-1/9; 1/22-1/27)... **Starts streak:** 9 (1/22-2/8)... **Shutout sequence:** 121:07 (3/25-3/29).

Milwaukee (5/13) before the Aeros were eliminated by Manitoba... **2009-10:** Spent the majority of the season with Houston (AHL), going 14-19-4 with a 2.43 goals-against average and .907 save percentage in 40 games... Also earned his first NHL recall with Minnesota, winning in each of his two appearances and registering a 0.87 goals-against average and .979 save percentage... Made his NHL debut in relief of Josh Harding vs. EDM (2/4), stopping all nine shots he faced to earn the victory... Started his first NHL game vs. PHI (2/6), and made 38 saves in a 2-1 win... Played in the AHL All-Star Classic for PlanetUSA... **2010-11:** Appeared in four NHL games for Minnesota, going 2-1-0 with a 1.59 goals-against average, .942 save percentage and one shutout... Earned his first NHL shutout with 32 saves in a 4-0 win vs. VAN (1/16)... Spent the majority of the season in the AHL with Houston and Providence... Was 19-12-1 with one shutout and a 2.58 goals-against average in 34 games with Houston... Won six consecutive games for the Aeros from 1/22-2/11... Was acquired by Boston from Minnesota on 2/28 in exchange for Jeff Penner and Mikko Lehtonen, and assigned to Providence... Was 9-4-1 with Providence with a 2.40 goals-against average and one shutout... Had an eight-game AHL home unbeaten streak from 2/25-3/27 (6-0-0)... Was recalled by Boston for the Bruins' run to the 2011 Stanley Cup championship but did not play in a postseason contest... **2011-12:** Spent most of the season in the AHL with Providence, going 21-19-3 with a 2.61 goals-against average in 44 games... Won five consecutive AHL games from 1/15-2/3... Earned AHL shutouts vs. Manchester (11/11) and vs. Bridgeport (12/18)... Was recalled by Boston on 4/2 and remained with the Bruins for the balance of the season... Made his Bruins debut at OTT (4/5), stopping 44 shots in a 3-1 victory... **2012-13:** Went 9-4-1 with a 2.32 goals-against average and .920 save percentage in 14 games for Boston... Also appeared in 26 games for Atlant Moscow Oblast of the Kontinental Hockey League (KHL) during the NHL work stoppage, going 6-14-4 with a 2.96 goals-against average and .912 save percentage in 26 games played... Allowed two goals or fewer in eight of his 12 complete games for the Bruins... Earned his second career NHL shutout, stopping 26 shots at BUF (3/31)... Made his second consecutive start and earned his second consecutive win with 45 saves vs. OTT (4/2)... Stopped two of three shots but took the loss in his first career NHL shootout vs. BUF (4/17)... Dressed as backup for all 22 of Boston's post-season contests as the Bruins advanced to the Stanley Cup Final before falling to Chicago.



# JOHN-MICHAEL LILES 26



**Defenseman • Shoots Left**

**5'10" • 185 lbs.**

**11/25/80 • Indianapolis, IN**

**Acquired: 1/1/14, Trade with TOR**

**2013-14 Teams: Toronto/Carolina (NHL), Toronto (AHL)**

**Drafted: Colorado 2000 (8-159-5)**

## HIGHLIGHTS

### NHL FIRSTS:

**Game:** 10/10/03; 5-0 COL W vs. CHI

**Point:** 10/16/03; 5-2 COL W at MIN (goal)

**Goal:** 10/16/03; 5-2 COL W at MIN (Fernandez)

**Shootout Stats:** 2 attempts, 1 goal (50.0%),  
0 game-deciding goals

### NHL HIGHS:

**Goals:** 2-3x (Last: 11/15/10; 6-3 COL W vs. STL)

**Assists:** 3 (10/29/06; 4-1 COL W vs. MIN)

**Points:** 3-9x (Last: 4/3/14; 4-1 CAR W vs. DAL)

**Penalty Min:** 10 (12/4/10; 6-5 COL L at TB)

**Goal Streak:** 3 games (12/23/08-12/29/08: 3g)

**Assist Streak:** 9 games (10/7/10-10/26/10: 11a)

**Point Streak:** 9 games (10/7/10-10/26/10: 0g, 11a)

## CAREER STATS

YEAR	TEAM	LEAGUE	REGULAR SEASON					PLAYOFFS				
			GP	G	A	TP	PIM	GP	G	A	TP	PIM
1999-00 (a)	Michigan State	CCHA	40	8	20	28	26	—	—	—	—	—
2000-01	Michigan State	CCHA	42	7	18	25	28	—	—	—	—	—
2001-02	Michigan State	CCHA	41	13	22	35	18	—	—	—	—	—
2002-03	Michigan State	CCHA	39	16	34	50	46	—	—	—	—	—
	Hershey	AHL	5	0	1	1	4	5	0	0	0	2
<b>2003-04</b>	<b>Colorado</b>	<b>NHL</b>	<b>79</b>	<b>10</b>	<b>24</b>	<b>34</b>	<b>28</b>	<b>11</b>	<b>0</b>	<b>1</b>	<b>1</b>	<b>4</b>
2004-05	Iserlohn	Germany	17	5	6	11	24	—	—	—	—	—
<b>2005-06</b>	<b>Colorado</b>	<b>NHL</b>	<b>82</b>	<b>14</b>	<b>35</b>	<b>49</b>	<b>44</b>	<b>9</b>	<b>1</b>	<b>2</b>	<b>3</b>	<b>6</b>
<b>2006-07</b>	<b>Colorado</b>	<b>NHL</b>	<b>71</b>	<b>14</b>	<b>30</b>	<b>44</b>	<b>24</b>	—	—	—	—	—
<b>2007-08</b>	<b>Colorado</b>	<b>NHL</b>	<b>81</b>	<b>6</b>	<b>26</b>	<b>32</b>	<b>26</b>	<b>10</b>	<b>2</b>	<b>3</b>	<b>5</b>	<b>2</b>
<b>2008-09</b>	<b>Colorado</b>	<b>NHL</b>	<b>75</b>	<b>12</b>	<b>27</b>	<b>39</b>	<b>31</b>	—	—	—	—	—
<b>2009-10</b>	<b>Colorado</b>	<b>NHL</b>	<b>59</b>	<b>6</b>	<b>25</b>	<b>31</b>	<b>30</b>	<b>6</b>	<b>1</b>	<b>1</b>	<b>2</b>	<b>4</b>
<b>2010-11</b>	<b>Colorado</b>	<b>NHL</b>	<b>76</b>	<b>6</b>	<b>40</b>	<b>46</b>	<b>35</b>	—	—	—	—	—
<b>2011-12 (b)</b>	<b>Toronto</b>	<b>NHL</b>	<b>66</b>	<b>7</b>	<b>20</b>	<b>27</b>	<b>20</b>	—	—	—	—	—
<b>2012-13</b>	<b>Toronto</b>	<b>NHL</b>	<b>32</b>	<b>2</b>	<b>9</b>	<b>11</b>	<b>4</b>	<b>4</b>	<b>0</b>	<b>0</b>	<b>0</b>	<b>2</b>
<b>2013-14 (c)</b>	<b>Toronto</b>	<b>NHL</b>	<b>6</b>	<b>0</b>	<b>0</b>	<b>0</b>	<b>0</b>	—	—	—	—	—
	Toronto	AHL	16	3	10	13	14	—	—	—	—	—
	Carolina	NHL	35	2	7	9	8	—	—	—	—	—
<b>Hurricanes Totals (1 season)</b>			<b>35</b>	<b>2</b>	<b>7</b>	<b>9</b>	<b>8</b>	—	—	—	—	—
<b>NHL Totals (10 seasons)</b>			<b>662</b>	<b>79</b>	<b>243</b>	<b>322</b>	<b>250</b>	<b>40</b>	<b>4</b>	<b>7</b>	<b>11</b>	<b>18</b>

(a) June 25, 2000—Selected by the Colorado Avalanche in the 2000 NHL Entry Draft. Eighth Avalanche pick, 159th overall, fifth round.

(b) June 24, 2011—Acquired by the Toronto Maple Leafs in exchange for a second-round pick in the 2012 NHL Entry Draft.

(c) Jan. 1, 2014—Acquired by the Carolina Hurricanes along with Dennis Robertson in exchange for Tim Gleason.

## PERSONAL

John-Michael and his wife, Erin, spend their summers in Denver and have a dog named Manning... His nicknames are Johnny or Jim... He's involved with charities including Hinotes Heroes, Teammates for Kids and the Vail Fire Department... John-Michael started playing hockey at age six and his first youth team was the Indy Whalers... The biggest influences on his career are his parents and his former coach, Rob Kirsch... His favorite team growing up was the New York Rangers and favorite player was Brian Leetch... His Twitter handle is @hoosierjm26... John-Michael enjoys country music and his favorite vacation spot is Hawaii... He enjoys cooking when he is away from the rink and his favorite holiday is Thanksgiving... His favorite book is The Frontiersman, favorite TV show is Justified, favorite films are

the Bourne movies and favorite actresses are Julie Bowen and Kate Beckinsale... His first job was mowing lawns... His favorite sport outside of hockey is golf, favorite athletes outside of hockey are Peyton Manning and Graham DeLaet and favorite non-hockey teams are the Denver Broncos and the St. Louis Cardinals... The celebrity he'd most like to meet is Matt Damon... His favorite road city is Vancouver, favorite road arena is Madison Square Garden and favorite team to play against is Chicago... He wears number 26 because it was the first number assigned to him in training camp... John-Michael's favorite former teammates are Paul Stastny and Carl Gunnarsson... His most memorable hockey moments were his first NHL game and the 2006 Winter Olympics in Torino.

## VS. NHL

CLUB	GP	G	A	PTS	PIM
ANA	28	2	11	13	10
ARI	25	3	9	12	2
BOS	15	2	4	6	0
BUF	15	1	4	5	6
CGY	47	3	16	19	16
CAR	10	1	1	2	0
CHI	30	2	12	14	18
COL	1	0	0	0	0
CBJ	32	3	10	13	16
DAL	29	4	13	17	10
DET	22	4	7	11	8
EDM	44	8	19	27	19
FLA	14	1	4	5	6
LA	27	4	13	17	17
MIN	46	6	10	16	16
MTL	14	0	6	6	4
NSH	28	5	9	14	18
NJ	13	1	4	5	6
NYI	12	1	6	7	6
NYR	15	0	8	8	2
OTT	15	1	5	6	4
PHI	15	2	6	8	2
PIT	13	1	2	3	8
STL	27	3	15	18	8
SJ	29	8	10	18	12
TB	14	1	5	6	10
TOR	7	6	3	9	2
VAN	49	6	28	34	18
WSH	14	0	0	0	4
WPG	12	0	3	3	2



## 2013-14 SEASON

Completed his 10th NHL season and first with the Hurricanes... Split the season between Carolina and Toronto, totaling two goals and seven assists in 41 games... Led the Hurricanes with a (+7) rating in 35 games... Blocked 70 shots in just 35 games, ranking sixth on the club... Also played 16 games on the AHL level with the Toronto Marlies, totaling 13 points (3g, 10a)... Acquired from the Maple Leafs along with Dennis Robertson in exchange for Tim Gleason on 1/1... Made his Hurricanes debut at WSH (1/2)... Scored his first Hurricanes goal vs. TOR (1/9)... Earned his first Hurricanes

assist and fired a season-high six shots vs. TB (1/19)... Tied his career high with three points (1g, 2a) vs. DAL (4/3), all of which came during the second period... Was the first Hurricanes defenseman to earn at least three points since Bret Hedican on Oct. 24, 2007... Games missed due to injury: 7 (Lower-body: 2/8, Concussion: 3/8-3/18)... **Longest assist streak:** 2 games (3/2-3/4: Og, 2a; 3/22-3/25: Og, 2a)... **Longest point streak:** 2 games (3/2-3/4: Og, 2a; 3/22-3/25: Og, 2a)... **Multi-assist games:** 1 (4/3 vs. DAL: 1g, 2a)... **Multi-point games:** 1 (4/3 vs. DAL: 1g, 2a).

## CAREER

Is in his 11th NHL season and second with the Hurricanes... Acquired on 1/1/14 along with Dennis Robertson in exchange for Tim Gleason... Is in the third year of a four-year contract... Is a product of the United States National Team Development Program (USNTDP) and has represented the U.S. in a number of international competitions, including the Olympics... Made his U.S. national team debut at the U-17 World Junior Championships in 1997-98... Selected to the 2000 U.S. World Junior team but suffered a shoulder injury in the final minute of the last exhibition game and was unable to participate... Played for Team USA at the 2005 IIHF World Championship... Was a late addition to the U.S. roster at the 2004 World Cup of Hockey, replacing an injured Hal Gill... Appeared in all six games for the United States at the 2006 Olympic Winter Games in Torino, Italy, notching a pair of assists... Led Team USA in scoring with nine points (1g, 8a) in nine games at the 2009 IIHF World Championship in Switzerland... Only Canada's Shea Weber (12) had more points among tournament defensemen... **1999-00:** Played 40 games during his freshman season at Michigan State, totaling 28 points (8g, 20a)... **2000-01:** Named to the CCHA second all-star team after tallying 25 points (7g, 18a) in 42 games as a sophomore with the Spartans... **2001-02:** Earned second-team All-American honors after scoring 13 goals and adding 22 assists (35 points) in 41 games for Michigan State... Also selected to the CCHA's first all-star team and named the winner of the conference's Best Offensive Defenseman award... **2002-03:** Was a finalist for the Hobey Baker award as the nation's top college hockey player and a first-team All-American after leading the Spartans with 50 points (16g, 34a) in 39 games... Also selected as the CCHA's Best Offensive Defenseman and named a CCHA first all-star team for the second consecutive season... Concluded his collegiate career as the top goal-scoring defenseman in Michigan State history (44)... Joined Hershey (AHL) at the end of his college season and earned one assist in five games played... **2003-04:** Named to the NHL's All-Rookie Team after leading all NHL rookie defensemen with 34 points, the most by a rookie defenseman since Lubomir Visnovsky had 39 with the Kings in 2000-01... It was the second-best point total by a first-year defenseman in Avalanche franchise history, trailing only Bruce Bell's 37 with the Nordiques in 1984-85... Liles' 10 goals were the most by a rookie defenseman in franchise history and also led all NHL rookie blueliners... Made his NHL debut vs. CHI (10/10)... Scored the game-winning goal for his first NHL point at MIN (10/16)... Left the game vs. CHI (3/23) with a bruised knee and missed three games... Made his Stanley Cup Playoff debut, skating in all 11 postseason games for Colorado... Recorded his first career playoff assist/point in Game One of the Western Conference Quarterfinals vs. DAL... **2004-05:** Played 17 games for Iserlohn in the German league, totaling 11 points (5g, 6a) with 24 penalty minutes... **2005-06:** Established his career high in goals (14) and points (49), appearing in all 82 games for the Avalanche... Was second among Colorado defensemen in points and tied Rob Blake for first in goals (14)... Set an Avalanche record for most points by a defenseman in the month of October with 14... Recorded three consecutive multiple-point games from 10/10-10/14... Established single-game career highs with two goals

and three points at EDM (10/21)... Played in his 100th NHL game vs. CGY (11/21)... Had a six-game point streak from 1/14-1/26... Collected points in each of his first three games during the Stanley Cup playoffs... Scored his first career playoff goal in Game 1 at DAL (4/22)... Assisted on Joe Sakic's OT winner in Game 2 at DAL (4/24)... **2006-07:** Led Avalanche defensemen in goals (14), assists (30) and points (44)... Became the first NHL defenseman to score 10 or more goals in each of his first three seasons since Steve Duchesne (1986-87 to 1988-89)... Matched his career high with two goals at TOR (10/18)... Set a career high with three assists vs. MIN (10/29)... Suffered a broken left foot at MIN (1/6), forcing him to miss 11 games... **2007-08:** Led Avalanche defensemen in scoring with 32 points (6g, 26a)... Notched 20 of his 32 points on the power play, ranking behind only Paul Stastny (21) for the team lead... Notched two assists, including his 100th career helper, at LA (12/17)... Was tied for first among Colorado defensemen with five points (2g, 3a) in 10 Stanley Cup playoff games... **2008-09:** Led Colorado defensemen in goals (12), assists (27) and points (39)... Was first on the team in power-play points (21)... Notched three consecutive multi-point games, Dec. 23-29, matching the Avalanche record for a defenseman... Scored a goal in each of those three games, the longest goal streak of his NHL career... Missed five games after suffering a wrist injury at DET (2/15)... Led the team with nine points (4g, 5a) in March, becoming the first Avalanche defenseman to lead the club in scoring during a single month since he did so in October 2005... Scored his first career overtime goal and added two assists at EDM (3/14)... Logged more than 30 minutes (30:35) for the first time in his career at SJ (4/7)... **2009-10:** Led Avalanche defensemen in scoring for the fourth consecutive year with 31 points (6g, 25a) in 59 games... Ranked first on the team in power-play assists (17) and third in power-play points (20)... Had a goal and an assist vs. SJ (10/1), giving him 200 points for his NHL career... Appeared in his 400th NHL game vs. PHI (11/23)... Scored his second career overtime goal vs. SJ (4/4)... Appeared in all six of Colorado's playoff games, earning a goal and an assist... **2010-11:** Led all Colorado skaters and established his career high with 40 assists in 76 games... Also led the team in blocked shots (153) and was first among team defensemen in scoring for the fifth consecutive season... Opened the season with assists in each of first nine games, setting an NHL record for the longest assist streak by a defenseman to start a season... Was the first NHL defenseman to record points in each of his team's first nine games since Doug Wilson (1981-82)... Named the NHL's Second Star of the Week for the period ending 11/21 after earning seven points (2g, 5a) in four games... Played his 500th career NHL game at PHX (2/7)... Collected his 200th NHL assist vs. EDM (2/23)... **2011-12:** Totaled 27 points (7g, 20a) in 66 games with Toronto... Made his Maple Leafs debut at MTL (10/6)... Earned his first point with the Leafs (assist) vs. OTT (10/8)... Netted his first Maple Leafs goal at CBJ (11/3)... Earned his 300th career NHL point (goal) at TB (3/15)... **2012-13:** Had 11 points (2g, 9a) in 32 games for the Maple Leafs... Played his 600th NHL game at WPG (2/7)... Appeared in four of Toronto's seven playoff games.





# ELIAS LINDHOLM 16



Center/Right Wing • Shoots Right

Acquired: 2013 NHL Draft

6'1" • 192 lbs.

2013-14 Teams: Carolina (NHL), Charlotte (AHL)

12/2/94 • Boden, Sweden

Drafted: Carolina 2013 (1-5-1)

## HIGHLIGHTS

### NHL FIRSTS:

**Game:** 10/4/13; 3-2 CAR OTL vs. DET  
**Point:** 10/10/13; 3-2 CAR W at WSH (goal)  
**Goal:** 10/10/13; 3-2 CAR W at WSH (Holtby)  
**Shootout Stats:** 1 attempt, 0 goals (0%),

### NHL HIGHS:

**Goals:** 2 (4/1/14; 4-1 CAR W at PIT)  
**Assists:** 2-2x (Last: 1/9/14; 6-1 CAR W vs. TOR)  
**Points:** 3-2x (Last: 1/9/14; 6-1 CAR W vs. TOR)  
**Penalty Min:** 2-2x (3/15/14; 5-1 CAR L at BOS)  
**Goal Streak:** None  
**Assist Streak:** None  
**Point Streak:** 2 games-2x (Last: 4/11/14-4/13/14: 1g, 1a)

## CAREER STATS

YEAR	TEAM	LEAGUE	REGULAR SEASON					PLAYOFFS				
			GP	G	A	TP	PIM	GP	G	A	TP	PIM
2009-10	Brynäs U18	Swe-U18	9	4	6	10	0	—	—	—	—	—
2010-11	Brynäs Jr.	Swe-Jr.	2	0	0	0	0	2	0	1	1	0
	Brynäs U18	Swe-U18	40	17	44	61	32	4	3	3	6	29
2011-12	Brynäs	Sweden	12	0	0	0	0	2	0	0	0	0
	Brynäs Jr.	Swe-Jr.	36	14	35	49	45	2	1	1	2	16
	Brynäs U18	Swe-U18	4	1	6	7	0	3	1	2	3	0
2012-13	Brynäs	Sweden	48	11	19	30	2	4	0	0	0	4
2013-14 (a, b)	Carolina	NHL	58	9	12	21	4	—	—	—	—	—
	Charlotte	AHL	6	1	2	3	4	—	—	—	—	—
Hurricanes/NHL Totals (1 Season)			58	9	12	21	4	—	—	—	—	—

(a) June 30, 2013—Selected by the Carolina Hurricanes in the 2013 NHL Entry Draft. First Hurricanes pick, fifth overall, first round.

(b) July 15, 2013—Signed by the Carolina Hurricanes to a three-year, entry-level contract.

## VS. NHL

CLUB	GP	G	A	PTS	PIM
ANA	1	0	0	0	0
ARI	0	0	0	0	0
BOS	2	0	0	0	4
BUF	2	0	1	1	0
CGY	2	0	0	0	0
CAR	0	0	0	0	0
CHI	1	0	0	0	0
COL	1	0	0	0	0
CBJ	3	0	2	2	0
DAL	2	0	0	0	0
DET	2	1	0	1	0
EDM	2	0	1	1	0
FLA	3	0	1	1	0
LA	2	0	0	0	0
MIN	0	0	0	0	0
MTL	2	0	0	0	0
NSH	1	0	0	0	0
NJ	4	0	0	0	0
NYI	1	0	0	0	0
NYR	4	1	0	1	0
OTT	3	1	0	1	0
PHI	4	0	1	1	0
PIT	3	2	1	3	0
STL	1	0	0	0	0
SJ	2	2	3	5	0
TB	2	0	0	0	0
TOR	1	1	2	3	0
VAN	2	0	0	0	0
WSH	3	1	0	1	0
WPG	2	0	0	0	0

## PERSONAL

Elias is single and spends his summers in Sweden... His nickname is Lindy... His father, Mikael, played for the Los Angeles Kings and was teammates with former Hurricanes defenseman Niclas Wallin in Sweden... His cousin, Calle Järnkrok, plays for the Nashville Predators, and his brother, Oliver, plays in the Swedish third division... Elias started playing hockey at five years old for Malmö and his favorite player growing up was Peter Forsberg... He says his father was the biggest influence on his career... Elias enjoys watching soccer and his favorite book is the autobiography of Swedish soccer player Zlatan Ibrahimovic... His Twitter handle is @lindholmeliass... His favorite television show is *Suits*, favorite movie is *Ride Along*

and favorite actor is Mark Wahlberg... The celebrity he would most like to meet is Usain Bolt... Bolt and Ibrahimovic are his two favorite athletes outside of hockey... His biggest game-day habit is his pre-game nap... Elias enjoys playing golf and fishing when he's away from the rink... His favorite video game is *Call of Duty* and favorite food is steak... His favorite teams outside of hockey are Real Madrid and Manchester United... His favorite road trips are Chicago and New York and his favorite arena is Madison Square Garden... He enjoys playing in the NHL because it gives him the chance to "play against all the best players in the world"... His most memorable hockey moment was his first NHL goal.





## 2013-14 SEASON


Completed his rookie season with the Hurricanes... Earned 21 points (9g, 12a) in 58 games... Appeared in six games with Charlotte (AHL), earning one goal and two assists... Played in the World Junior Championship and recorded nine points (2g, 7a) in six games, helping Sweden capture the silver medal... Made his NHL debut and was (even) in 9:16 of ice time vs. DET (10/4)... Scored his first NHL goal at WSH (10/10)... Became the youngest Swedish-born player in NHL history to score a goal (18 years, 312 days) at WSH (10/10)... Earned his first NHL assist vs. PIT (10/28)... Assigned to Charlotte (AHL) on 11/6... Recalled from Charlotte (AHL) on 11/22... Scored his first NHL power-play goal vs. OTT (11/24)... Recorded his first career multi-point game (1g, 2a) and game-winning goal vs. SJ (12/6)...

Assigned to Sweden's World Junior Championship team on 12/18... Recalled from Sweden's World Junior Championship team on 1/8... Matched his career high with three points (1g, 2a) vs. TOR (1/9)... Skated a season-high 22:55 of ice time at ANA (3/2)... Earned two points (1g, 1a) at SJ (3/4)... Registered his first NHL multi-goal game (2g, 0a) at PIT (4/1)... Games missed due to injury: 7 (Upper-body: 10/13-10/24, 12/14; Illness: 3/18)... Was a healthy extra for: 1 game (2/25)... **Longest point streak:** 2 games (3/11-3/13: 1g, 1a; 4/11-4/13: 1g, 1a)... **Multi-goal games:** 1 (4/1 at PIT: 2g, 0a)... **Multi-assist games:** 2 (last: 1/9 vs. TOR: 1g, 2a)... **Multi-point games:** 4 (last: 4/1 at PIT: 2g, 0a).

## CAREER

Is in his second NHL season with the Hurricanes... Selected by Carolina with the fifth overall pick in the 2013 NHL Draft... Signed a three-year, entry-level contract with the Hurricanes on 7/15/13... Started playing hockey in Germany at the age of three while his father was playing for the Hannover Scorpions... His father, Mikael, played for the Los Angeles Kings during the 1989-90 season, and also played professionally in the AHL, IHL and Sweden... Has represented Sweden in a number of international tournaments, helping Sweden capture silver at the 2012 U18 World Junior Championship and the 2013 and 2014 World Junior Championships... **2009-10:** Tallied 10 points (4g, 6a) in nine games for the U18 team in Brynas... **2010-11:** Spent the majority of the season with the Brynas U18 squad, ranking second on the team in scoring with 61 points (17g, 44a) in 40 games played... Also appeared in two games with Brynas Jr... **2011-12:** Spent most of the season with Brynas Jr., totaling 49 points (14g, 35a) and a plus-24 rating in 36 games played... Made

his Swedish Elite League debut for Brynas vs. Timra (12/3/11), one day after his 17th birthday... Appeared in 12 regular-season games and two playoff games on Sweden's top level... **2012-13:** Played his first full season in the Swedish Elite League (SEL) with Brynas, ranking third on the team in scoring with 30 points (11g, 19a) despite being the youngest player on the roster... Was one of only two Brynas skaters to finish the season with positive plus/minus rating (+1)... Had six multi-point games... Was a finalist for the league's Rookie of the Year award, leading all junior-aged players in scoring... Earned his first SEL point with an assist at Linköping (9/22)... Scored his first SEL goal at Timra (9/29)... Had three consecutive multi-point efforts from 10/9-10/13 (3g, 5a), including back-to-back three-point games at Rogle (10/9: 1g, 2a) and at Skelleftea (10/11: 1g, 2a)... Had his first multi-goal game at MODO (2/28)... Appeared in all four playoff games as Brynas was swept by Skelleftea.



# BRAD MALONE 24



Center • Shoots Left

6'2" • 207 lbs.

5/20/89 • Miramichi, NB

Acquired: 7/1/14, Signed as a free agent

2013-14 Teams: Colorado (NHL), Lake Erie (AHL)

Drafted: Colorado 2007 (5-105-4)

## HIGHLIGHTS

### NHL FIRSTS:

**Game:** 12/9/11; 4-1 COL L at EDM

**Point:** 12/19/11; 3-2 COL W vs. PHI (assist)

**Goal:** 4/8/13; 3-1 COL L vs. CGY (MacDonald)

### NHL HIGHS:

**Goals:** 1-4x (Last: 4/13/14; 3-2 COL L at ANA)

**Assists:** 1-5x (Last: 1/16/14; 2-1 COL W vs. NJ)

**Points:** 1-9x (Last: 4/13/14; 3-2 COL L at ANA)

**Penalty Min:** 12 (4/5/14; 4-0 COL W at STL)

**Goal Streak:** None

**Assist Streak:** 2 games (12/19/11-12/21/11: 2a)

**Point Streak:** 2 games (12/19/11-12/21/11: 0g, 2a)

## CAREER STATS

YEAR	TEAM	LEAGUE	REGULAR SEASON					PLAYOFFS				
			GP	G	A	TP	PIM	GP	G	A	TP	PIM
2005-06	Cushing	HIGH-MA	29	9	34	43	24	—	—	—	—	—
2006-07 (a)	Sioux Falls	USHL	57	14	19	33	134	8	3	1	4	24
2007-08	North Dakota	WCHA	34	1	2	3	44	—	—	—	—	—
2008-09	North Dakota	WCHA	41	5	12	17	75	—	—	—	—	—
2009-10	North Dakota	WCHA	43	11	14	25	102	—	—	—	—	—
2010-11	North Dakota	WCHA	43	16	24	40	108	—	—	—	—	—
	Lake Erie	AHL	—	—	—	—	—	3	0	1	1	2
2011-12	Colorado	NHL	9	0	2	2	0	—	—	—	—	—
	Lake Erie	AHL	67	11	25	36	89	—	—	—	—	—
2012-13	Colorado	NHL	13	1	1	2	16	—	—	—	—	—
	Lake Erie	AHL	63	10	14	24	99	—	—	—	—	—
2013-14 (b)	Colorado	NHL	32	3	2	5	23	6	0	0	0	2
	Lake Erie	AHL	35	8	7	15	75	—	—	—	—	—
NHL Totals (3 seasons)			54	4	5	9	39	6	0	0	0	2

(a) June 23, 2007—Selected by the Colorado Avalanche in the 2007 NHL Entry Draft. Fifth Avalanche pick, 105th overall, fourth round.

(b) July 1, 2014—Signed by the Carolina Hurricanes as a free agent.

## VS. NHL

CLUB	GP	G	A	PTS	PIM
ANA	3	1	0	1	2
ARI	3	0	0	0	0
BOS	1	0	0	0	0
BUF	0	0	0	0	0
CGY	2	1	0	1	0
CAR	0	0	0	0	0
CHI	3	1	0	1	2
COL	0	0	0	0	0
CBJ	3	1	0	1	10
DAL	0	0	0	0	0
DET	2	0	0	0	0
EDM	4	0	0	0	0
FLA	0	0	0	0	0
LA	2	0	0	0	2
MIN	4	0	0	0	0
MTL	1	0	0	0	0
NSH	3	0	0	0	9
NJ	1	0	1	1	0
NYI	1	0	0	0	0
NYR	1	0	0	0	0
OTT	2	0	0	0	0
PHI	2	0	1	1	0
PIT	1	0	0	0	0
STL	3	0	2	2	12
SJ	5	0	0	0	0
TB	1	0	0	0	0
TOR	0	0	0	0	0
VAN	3	0	1	1	2
WSH	1	0	0	0	0
WPG	2	0	0	0	0

## PERSONAL

Brad spends his off-seasons in Minnesota... His nickname is Buggy... He started playing hockey at the age of four and his father had the biggest influence on his career... His favorite player growing up was Mario Lemieux and his favorite team was the team his uncle Greg played for, the Pittsburgh Penguins... Brad enjoys spending his time away from the rink on the golf course... His favorite television show is Seinfeld, favorite movie is Dumb & Dumber, favorite video game is Call of Duty, favorite actor is Adam Sandler and favorite actress is Jessica Biel...

Brad's first job was mowing lawns... His favorite book is Lone Survivor by Marcus Luttrell... His Twitter handle is @Bmalone22... His favorite vacation spot is Mexico and his favorite sport to watch outside of hockey is football... Brad is a fan of the Boston Red Sox and his favorite athlete outside of hockey is Tom Brady... The celebrity he would most like to meet is Will Ferrell... His favorite road city is Los Angeles and favorite road arena is Staples Center... Brad's biggest game-day habit is his afternoon nap... His favorite former teammate is Dave Lifton.



## 2013-14 SEASON

Appeared in 32 regular season games for the Colorado Avalanche, totaling three goals, two assists (5 points) and 23 penalty minutes... Established new career highs in games, goals, points and penalty minutes... Also tallied 15 points (8g, 7a) and 75 penalty minutes in 35 games for Lake Erie of the American Hockey League (AHL)... Earned his first NHL recall of the season on 11/18 and made his NHL season debut vs. CHI (11/19)... Earned his first point of the season with an

assist vs. STL (11/27)... Spent two months with Colorado before being reassigned to Lake Erie on 1/22... Recalled to Colorado again on 3/10 and appeared in each of the Avalanche's final 17 regular-season games... All three of his goals came during his second recall... Scored his first goal of the season and the second of his career vs. CHI (3/12)... Had a goal and a fighting major at CBJ (4/1)... Netted his third goal in Colorado's regular-season finale at ANA (4/13).

## 2014 PLAYOFFS

Made his Stanley Cup Playoff debut in Colorado's 5-4 overtime victory vs. MIN (4/17) in Game 1 of the Western Conference Quarterfinals... Played in six games

during the Avalanche's opening-round, seven-game series loss against the Wild, registering four shots and had two penalty minutes.

## CAREER

Is in his fourth NHL season and first with the Hurricanes... Signed a two-year contract with Carolina on 7/1/14... His uncle, Greg Malone, played 11 seasons in the NHL from 1976-87... His cousin, Ryan Malone (Greg's son), spent last season with the Tampa Bay Lightning... Represented Canada Atlantic at the 2006 World U-17 Hockey Challenge, scoring four goals and adding an assist in five games...

**2006-07:** Recorded 33 points (14g, 19a) and 134 penalty minutes in 57 games for Sioux Falls (USHL)... Ranked second among Stampede skaters in penalty minutes... Shared the team lead with four game-winning goals... Skated in all eight playoff games for Sioux Falls, earning four points (3g, 1a)... **2007-08:** Skated in 34 games during his freshman season at North Dakota, helping the Fighting Sioux advance to the NCAA Men's Frozen Four... Led all North Dakota freshmen in penalty minutes (44) and ranked second in games played... Won 57.1% of his faceoffs, third best on the team... **2008-09:** Totaled 17 points (5g, 12a) in 41 games during his sophomore campaign at North Dakota... Finished second on the team with 75 penalty minutes... Tallied a goal and an assist in North Dakota's overtime loss to New Hampshire in the NCAA Northeast Regional Semifinal on 3/28... **2009-10:** Skated in all 43 games during his junior season at the University of North Dakota, tallying 11 goals and 14 assists... Led the Fighting Sioux with two short-handed goals and also paced the team with 102 penalty minutes... Finished second among North Dakota skaters in faceoff percentage at 57.3% and was third on the team with a plus-14 plus/minus rating... **2010-11:** Helped the University of North Dakota to the WCHA regular season championship, the WCHA playoff title and a berth in the 2011 NCAA Frozen Four during his senior campaign... Ranked fifth on the Sioux in scoring with 40 points (16g, 24a) and added a team high 108

penalty minutes in 43 games... Was plus-22 for the season and won 57.7% of his faceoffs, the fourth-best mark in school history... Named to the 2010-11 WCHA All-Academic Team... Finished his college career with 85 points (33g, 52a) and 329 penalty minutes in 161 games, becoming one of only four players in UND history to amass more than 75 career points and 275 career penalty minutes... Signed an entry-level contract with the Avalanche on 4/13 and reported to the Lake Erie Monsters (AHL)... Appeared in three AHL playoff games, tallying one assist... **2011-12:** Spent the majority of his first professional season with the Lake Erie Monsters (AHL) but also saw his first NHL action with Colorado... Appeared in nine games for the Avalanche, recording two assists... Finished tied for second among Monsters skaters in scoring with 36 points (11g, 25a) in 67 games... Was also second on the club in assists and ranked fifth in penalty minutes (89)... Led Lake Erie and ranked second among league rookies with six game-winning goals... Was recalled by Colorado on 12/8 and made his NHL debut at EDM (12/9)... Picked up his first NHL point with an assist vs. PHI (12/19)... Also had an assist vs. STL (12/21)... Was reassigned to Lake Erie on 1/3 and spent the rest of the year in the AHL... **2012-13:** Tallied a goal and one assist in 13 NHL games with Colorado... Appeared in 63 games for Lake Erie (AHL), totaling 24 points (10g, 14a) with 99 penalty minutes... His 99 penalty minutes ranked second on the team... Spent the final four weeks season with the Avalanche after being recalled for a second time on 4/1... Beat Joey MacDonald for his first NHL goal vs. CGY (4/8)... Posted a career-high six hits at PHX (4/6)... Was first recalled on 1/23 and appeared in one game with the Avalanche before being reassigned on 1/29.



# JAY McCLEMENT 18



Center • Shoots Left

6'1" • 205 lbs.

3/2/83 • Kingston, Ont.

Acquired: 7/1/14, Signed as a free agent

2013-14 Team: Toronto (NHL)

Drafted: St. Louis 2001 (1-57-2)

## HIGHLIGHTS

### NHL FIRSTS:

**Game:** 10/5/05; 5-1 STL L at DET

**Point:** 10/11/05; 4-1 STL W vs. CHI (goal)

**Goal:** 10/11/05; 4-1 STL W vs. CHI (Khabibulin)

**Shootout Stats:** 4 attempts, 2 goals (50%),  
0 game-deciding goals

### NHL HIGHS:

**Goals:** 3 (10/30/10; 4-3 STL W vs. ATL)

**Assists:** 3-3x (Last: 3/8/07; 5-3 STL W vs. DAL)

**Points:** 3-7x (Last: 10/30/10; 4-3 STL W vs. ATL)

**Penalty Min:** 19 (12/26/06; 3-2 STL L at NSH)

**Goal Streak:** 3 games-2x (Last: 3/4/13-3/7/13: 3g)

**Assist Streak:** 4 games-3x (Last: 1/24/11-2/6/11: 4a)

**Point Streak:** 6 games-2x (Last: 3/27/07-4/5/07: 1g, 5a)

## CAREER STATS

YEAR	TEAM	LEAGUE	REGULAR SEASON					PLAYOFFS				
			GP	G	A	TP	PIM	GP	G	A	TP	PIM
1999-00	Brampton	OHL	63	13	16	29	34	6	0	4	4	8
2000-01 (a)	Brampton	OHL	66	30	19	49	61	9	4	2	6	10
2001-02	Brampton	OHL	61	26	29	55	43	—	—	—	—	—
2002-03	Brampton	OHL	45	22	27	49	37	11	3	4	7	11
	Worcester	AHL	—	—	—	—	—	1	0	0	0	0
2003-04	Worcester	AHL	69	12	13	25	20	10	0	3	3	0
2004-05	Worcester	AHL	79	17	34	51	45	—	—	—	—	—
2005-06	St. Louis	NHL	67	6	21	27	30	—	—	—	—	—
	Peoria	AHL	11	4	5	9	4	4	0	2	2	2
2006-07	St. Louis	NHL	81	8	28	36	55	—	—	—	—	—
2007-08	St. Louis	NHL	81	9	13	22	26	—	—	—	—	—
2008-09	St. Louis	NHL	82	12	14	26	29	4	0	0	0	4
2009-10	St. Louis	NHL	82	11	18	29	22	—	—	—	—	—
2010-11 (b)	St. Louis	NHL	56	6	10	16	18	—	—	—	—	—
	Colorado	NHL	24	1	3	4	12	—	—	—	—	—
2011-12	Colorado	NHL	80	10	7	17	31	—	—	—	—	—
2012-13 (c)	Toronto	NHL	48	8	9	17	11	7	0	0	0	0
2013-14 (d)	Toronto	NHL	81	4	6	10	32	—	—	—	—	—
NHL Totals (9 seasons)			682	75	129	204	266	11	0	0	0	4

(a) June 23, 2001—Selected by the St. Louis Blues in the 2001 NHL Entry Draft. First Blues pick, 57th overall, second round.

(b) Feb. 19, 2011—Acquired by the Colorado Avalanche from the St. Louis Blues along with Erik Johnson and St. Louis' first round choice (Duncan Siemens) in the 2011 Entry Draft for Kevin Shattenkirk, Chris Stewart and Colorado's second round choice (Ty Rattie) in 2011 Entry Draft.

(c) July 1, 2012—Signed by the Toronto Maple Leafs as a free agent.

(d) July 2, 2014—Signed by the Carolina Hurricanes as a free agent.

## PERSONAL

Jay and his wife have a son named Reid (1) and spend their summers in Kingston, Ont... Jay started playing hockey at the age of three and his first youth team was the Gananoque Islanders... His dad had the biggest influence on his career and the best advice he ever received was to "put in the work every day"... His favorite team growing up was Montreal and his favorite player was Patrick Roy... Jay's first job was working as an electrician's apprentice and he says if he was not playing hockey, he would be an electrician... His favorite television show is Breaking Bad and his favorite movie is The Usual Suspects... He enjoys watching tennis and horse racing and his favorite athlete outside of hockey is Roger Federer... Jay

enjoys boating, golfing and spending time with his family when he is away from the rink... His favorite actor is Mark Wahlberg and favorite band is Dave Matthews Band... His nickname is JMac and he does the exact same off-ice workout on every game day... His favorite vacation spot is Italy and favorite type of food is sushi... He has worn No. 18 whenever it was available dating back to junior hockey... Jay's most memorable hockey moment was Toronto's series against Boston in the 2013 Stanley Cup playoffs... His favorite road city is New York, favorite road arena is United Center and favorite team to play against is Montreal.

## VS. NHL

CLUB	GP	G	A	PTS	PIM
ANA	31	2	8	10	19
ARI	28	4	8	12	8
BOS	15	4	2	6	6
BUF	15	1	1	2	6
CGY	30	4	4	8	8
CAR	12	2	0	2	6
CHI	45	3	8	11	10
COL	23	6	4	10	10
CBJ	43	5	11	16	19
DAL	30	3	6	9	6
DET	47	2	10	12	20
EDM	34	8	9	17	16
FLA	14	0	1	1	10
LA	29	5	9	14	6
MIN	31	5	5	10	12
MTL	15	1	5	6	0
NSH	49	3	11	14	31
NJ	12	3	1	4	0
NYI	11	1	2	3	0
NYR	14	0	3	3	4
OTT	15	1	3	4	8
PHI	12	2	1	3	2
PIT	13	1	2	3	0
STL	8	1	0	1	6
SJ	30	2	1	3	16
TB	13	1	2	3	6
TOR	7	0	4	4	2
VAN	31	1	5	6	16
WSH	11	0	2	2	11
WPG	14	4	1	5	2



## 2013-14 SEASON


Completed his ninth NHL season and second with the Maple Leafs, totaling four goals and six assists (10 points) in 81 games played... Ranked sixth in the NHL in total shorthanded time on ice (277:22) and tied for seventh in shorthanded time on ice per game (3:25)... Was second among NHL forwards in total shorthanded time on ice and first among forwards in shorthanded time on ice per game... Led the Maple Leafs and

ranked 22nd in the NHL in faceoff percentage (53.6)... Missed the game vs. COL (10/8) due to the birth of his son, Reid... Earned his first point of the season with an assist at CGY (10/30)... Scored his first goal of the season vs. BOS (12/8)... Registered his 200th NHL point with an empty-net goal at COL (1/21)... Appeared in his 100th game for Toronto at DAL (1/23)... **Longest point streak:** 2 games (3/29-4/1: 1g, 1a).

## CAREER

Is in his 10th NHL season and first with the Hurricanes... Signed a one-year contract with Carolina on 7/2/14... Has represented Canada in a number of international competitions... Won a silver medal as an alternate captain for Team Ontario at the 2000 World Under-17 Challenge... Won a gold medal with Canada's Under-18 Team at the Four Nations tournament in Slovakia in August 2000... Won a silver medal at the 2002 World Junior Championship with Canada, registered one goal and one assist in seven games... Won silver with Canada at the 2003 World Junior Championship, totaling three points (1g, 2a) in six games... Captured gold for Canada along with Cam Ward, Eric Staal and Jordan Staal at the 2007 IIHF World Championship, notching four points (2g, 2a) in nine games... Scored the fastest Canadian goal from the start of a World Championship game, finding the net 8 seconds into a game vs. Team USA (5/7/07)... **1999-00:** Totaled 29 points (13g, 16a) in 63 games during his first season in the Ontario Hockey League (OHL) with Brampton... Was teammates with Jay Harrison in Brampton... Tallied four assists for the Battalion in six playoff games... **2000-01:** Played 66 games for Brampton (OHL) totaling 49 points (30g, 19a) and 61 penalty minutes... Ranked second among Battalion skaters in goals... Played in the 2001 CHL Top Prospects Game... Appeared in nine games for Brampton, earning six points (4g, 2a) with 10 penalty minutes as the Battalion topped Guelph before falling to Erie in the second round... **2001-02:** Established his OHL career high with 55 points (26g, 29a) in 61 games for Brampton... Ranked second on the team in goals and points... **2002-03:** Served as Brampton's team captain during his fourth OHL season, tallying 49 points (22g, 27a) in 45 games... Ranked third on the team in goals... Completed his junior career ranked second on Brampton's all-time scoring list with 182 points (91g, 91a), behind only Raffi Torres (223)... Named the OHL Eastern Conference's top player in the "Best on Faceoffs," "Best Checker," "Best Defensive Forward," and "Best Penalty Killer" categories... Had 7 points (3g, 4a) in 11 playoff games for the Battalion as Brampton topped Barrie before falling to Toronto in the second round... Joined the Blues' American Hockey League (AHL) affiliate in Worcester following the season, appearing in one playoff game... **2003-04:** Totaled 25 points (12g, 13a) in his first full professional season with Worcester (AHL)... Played 10 playoff games for Worcester, collecting 3 assists as the IceCats beat Manchester before falling to Hartford in the second round... **2004-05:** Ranked first among Worcester skaters in games played (79), points (51) and assists (34)... Netted five shorthanded goals... **2005-06:** Completed his rookie NHL season, appearing in 67 games for St. Louis and earning 27 points (6g, 21a)... Also played 11 games for Peoria (AHL), totaling nine points (4g, 5a)... Made NHL debut at DET (10/5)... Became the fifth player in NHL history to score his first career goal on a penalty shot, beating Nikolai Khabibulin vs. CHI (10/11)... Appeared in four Calder Cup playoff games for Peoria, earning two assists... **2006-07:** Played his first full season in the NHL, tallying 36 points (8g, 28a) in 81 games for the Blues...

Established career-highs for assists, points and penalty minutes (55)... Played his 100th career NHL game at PIT (12/19)... Collected a career-high 19 penalty minutes at NSH (12/26)... Twice registered career-high, six-game point streaks, from 1/6-1/18 (1g, 6a) and from 3/27-4/5 (1g, 5a)... **2007-08:** Played 81 games for St. Louis, totaling 22 points (9g, 13a) with 26 penalty minutes... Scored the first road penalty shot goal in St. Louis Blues franchise history, beating Jose Theodore at COL (12/9)... Played his 200th career NHL game vs. TB (2/5)... **2008-09:** Established career highs in games played (82) and goals (12), totaling 26 points (12g, 14a) for the Blues... Ranked first among all NHL forwards in shorthanded time on ice (315:08)... Registered a career-high three-game goal-streak from 2/24-2/28 (3 goals)... Earned his 100th career NHL point (goal) at CBJ (2/3)... Played his 300th career NHL game at CGY (3/20)... Made his Stanley Cup playoff debut, in Game 1 of the Western Conference Quarterfinals at VAN (4/15)... Appeared in all four of the Blues' opening-round games against the Canucks... **2009-10:** Appeared in all 82 games for the second consecutive season, totaling 29 points (11g, 18a) for St. Louis... Ranked first among all NHL forwards in total shorthanded time on ice (306:53) and shorthanded time on ice per game (3:44)... Ranked ninth in the NHL in faceoffs taken and first among Blues skaters in faceoff wins (701)... Was tied for second on the team in game-winning goals (3)... **2010-11:** Split the season between St. Louis and Colorado, playing 56 games for St. Louis and earning 16 points (6g, 10a) before being traded on 2/18... Acquired by the Avalanche and totaled four points (1g, 3a) in 24 games for Colorado... Did not miss a game for either team, marking the third consecutive season in which he did not miss a game he could have played... Recorded his first career hat-trick vs. ATL (10/30)... Went 11-for-11 on faceoffs vs. NSH (11/11), becoming the first Blues player to go unblemished on at least 10 draws since the NHL began keeping faceoff statistics... Made his Avalanche debut at SJ (2/19)... Netted his first goal with Colorado, collected an assist and was (+3) at PHX (4/1)... **2011-12:** Played 80 games for Colorado, totaling 17 points (10g, 7a) with 31 penalty minutes... Ranked first on the team in shorthanded time on ice per game (3:06)... Reached the 10-goal mark for the third time in his career... Saw his consecutive games played streak end at 275 games vs. NYI (11/10), marking his first missed game since 3/4/08... Earned a season-high two points (1g, 1a) at PIT (11/15)... Scored his fourth career shorthanded goal vs. NJ (11/30)... Played his 500th career NHL game at CGY (12/8)... **2012-13:** Appeared in all 48 games for the Maple Leafs, totaling 17 points (9g, 8a)... Ranked first in the NHL in total shorthanded time on ice (175:59) and shorthanded time on ice per game (3:39)... Made his Maple Leafs debut at MTL (1/19)... Netted his first goal with the Maple Leafs at BUF (1/29)... Earned his first assist with the Leafs vs. WSH (1/31)... Scored a goal in three consecutive games from 3/4-3/7... Played his 600th NHL game at FLA (4/25)... Appeared in all seven Stanley Cup playoff games for Toronto.



# RYAN MURPHY 7



Defenseman • Shoots Right

5'11" • 185 lbs.

3/31/93 • Aurora, Ont.

Acquired: 2011 NHL Draft

2013-14 Teams: Carolina (NHL), Charlotte (AHL)

Drafted: Carolina 2011 (1-12-1)

## HIGHLIGHTS

### NHL FIRSTS:

**Game:** 2/21/13; 4-3 CAR L vs. WPG  
**Point:** 10/6/13; 2-1 CAR W vs. PHI (assist)  
**Goal:** 10/17/13; 3-2 CAR W at TOR (Bernier)

### NHL HIGHS:

**Goals:** 1-2x (Last: 11/9/13; 3-2 CAR L vs. MIN)  
**Assists:** 2 (1/2/14; 4-3 CAR W at WSH)  
**Points:** 2 (1/2/14; 4-3 CAR W at WSH)  
**Penalty Min:** 2-6x (Last: 3/11/14; 3-1 CAR W vs. NYR)  
**Goal Streak:** None  
**Assist Streak:** 2 games (10/10/13-10/13/13: 2a)  
**Point Streak:** 2 games-2x (Last: 10/17/13-10/19/13: 1g, 1a)

## CAREER STATS

YEAR	TEAM	LEAGUE	REGULAR SEASON					PLAYOFFS				
			GP	G	A	TP	PIM	GP	G	A	TP	PIM
2008-09	York Simcoe	Minor-ON	73	30	65	95	52	—	—	—	—	—
	Villanova	ON-Jr. A	4	4	2	6	0	—	—	—	—	—
2009-10	Kitchener	OHL	62	6	33	39	22	20	5	12	17	16
2010-11 (a, b)	Kitchener	OHL	63	26	53	79	36	7	2	9	11	8
2011-12	Kitchener	OHL	49	11	43	54	30	16	2	20	22	12
2012-13	Kitchener	OHL	54	10	38	48	34	10	3	4	7	8
	Carolina	NHL	4	0	0	0	2	—	—	—	—	—
	Charlotte	AHL	3	0	2	2	0	5	0	2	2	2
2013-14	Carolina	NHL	48	2	10	12	10	—	—	—	—	—
	Charlotte	AHL	22	3	19	22	8	—	—	—	—	—
Hurricanes/NHL Totals (2 Seasons)			52	2	10	12	12	—	—	—	—	—

(a) June 24, 2011—Selected by the Carolina Hurricanes in the 2011 NHL Entry Draft. First Hurricanes pick, 12th overall, first round.  
(b) Sept. 16, 2011—Signed by the Carolina Hurricanes to a three-year, entry-level contract.

## VS. NHL

CLUB	GP	G	A	PTS	PIM
ANA	1	0	1	1	0
ARI	2	0	1	1	0
BOS	3	0	0	0	0
BUF	1	0	1	1	0
CGY	2	0	0	0	0
CAR	0	0	0	0	0
CHI	1	0	0	0	0
COL	2	0	0	0	2
CBJ	2	0	0	0	0
DAL	0	0	0	0	0
DET	2	0	0	0	0
EDM	2	0	0	0	0
FLA	0	0	0	0	0
LA	0	0	0	0	0
MIN	2	1	0	1	0
MTL	1	0	0	0	0
NSH	2	0	1	1	2
NJ	4	0	1	1	0
NYI	4	0	1	1	0
NYR	4	0	0	0	4
OTT	1	0	0	0	0
PHI	2	0	1	1	0
PIT	3	0	0	0	0
STL	0	0	0	0	0
SJ	1	0	0	0	0
TB	2	0	0	0	0
TOR	2	1	0	1	0
VAN	2	0	0	0	2
WSH	3	0	3	3	2
WPG	1	0	0	0	0

## PERSONAL

Ryan spends his summers in his hometown of Aurora, Ont., and has a girlfriend, Alisha Haveman... He is on twitter at username @ryanmurphy24... He started playing hockey at the age of 4 and his first youth team was the Aurora Tigers... The biggest influences on his career were his parents and one of his former coaches, Maurice Catenacci... His favorite team growing up was Toronto and his favorite player was Bryan McCabe... On game days, Ryan takes a 90 minute nap, followed by a 20 minute shower and an hour playing the video game Call of Duty... Ryan's favorite television show is Breaking Bad, his favorite movie is The Wolf of Wall Street and his favorite actor is Jonah Hill... He enjoys golfing when he's away from the rink... His favorite musician is Ed Sheeran, favorite book is Playing with

Fire by Theoren Fleury and favorite video game is NHL 14... He enjoys watching football and his favorite team outside of hockey is the Toronto Blue Jays... His favorite athlete outside of hockey is Rory McElroy... The person he most wants to meet is Jordan Belfort and the celebrity he'd most like to meet is Ariana Grande... His favorite food is penne alla vodka... His favorite former teammate is Gabriel Landeskog, favorite road city is Nashville and favorite road arena is the Air Canada Centre... The parts of playing in the NHL he enjoys most are the travel and the chance to play against star athletes... His most memorable hockey moment was scoring his first NHL goal in Toronto.





## 2013-14 SEASON

Completed his first full professional season, recording two goals and 10 assists in 48 NHL games with Carolina... Appeared in 22 games for Charlotte (AHL), totaling three goals, 19 assists and a (+7) rating... Set a Charlotte franchise record for assists by a rookie defenseman in a single season... Recorded an 11-game assist streak, the longest by an AHL defenseman since 2008-09, and the longest by any AHL player since 2011-12... Set a Charlotte franchise record with his 11-game assist streak, matching the franchise record for longest point streak... Recorded his first career NHL point with an assist vs. PHI (10/6)... Registered an assist at WSH (10/10)... Earned an assist vs. PHX (10/13)... Scored his first NHL goal at TOR

(10/17)... Earned an assist at NYI (10/19)... Tallied his second career goal vs. MIN (11/9)... Earned his first NHL multi-point game (0g, 2a) and was a career-best (+3) at WSH (1/2)... Assigned to Charlotte (AHL) on 1/24... Recalled from Charlotte (AHL) on 3/6... Skated a season-high 26:51 at NJ (3/8)... Reassigned to Charlotte (AHL) on 3/25... Recalled from Charlotte (AHL) on 4/4... Reassigned to Charlotte (AHL) on 4/10... Was a healthy extra for 11 NHL games: (10/11, 11/16, 12/3, 12/20-12/21, 12/29, 1/10, 1/18-1/23)... Games missed due to injury: 2 (Upper-body: 3/21-3/22)... **Longest point streak:** 2 games (10/17-10/19: 1g, 1a)... **Multi-assist games:** 1 (1/2 at WSH: 0g, 2a)... **Multi-point games:** 1 (1/2 at WSH: 0g, 2a).

## CAREER

Is in his third NHL season with Carolina, and his second full professional season... Was Carolina's first round (12th overall) pick in the 2011 NHL Draft... Has competed internationally for Canada in a number of events... Won a silver medal with Ontario at the 2010 World U-17 Hockey Challenge in Timmins, Ontario... Led Canada in scoring at the 2011 U18 World Junior Championship in Germany with 13 points (4g, 9a) in seven games, and named the tournament's Top Defenseman... Had five points (1g, 4a) during the four-game Canada-Russia Challenge in Aug. 2012... Earned three points (1g, 2a) in six games for Canada at the 2013 World Junior Championship... Prior to beginning his OHL career, played youth hockey for the York Simcoe Express, winning Ontario Minor Hockey Association AAA championships in Bantam (2008) and PeeWee (2006)... Was Kitchener's first-round pick (3rd overall) in the 2009 OHL Priority Selection... **2009-10:** Ranked second among rookie blueliners and seventh among all OHL rookies with 39 points (6g, 33a)... Was selected to the OHL's All-Rookie Team... Ranked second among Kitchener rookies and second among Rangers defensemen in scoring... Was named Kitchener's Most Gentlemanly Player... Made his OHL debut vs. Kingston (9/18)... Earned his first OHL point with an assist vs. Owen Sound (9/25)... Netted his first OHL goal at Belleville (10/17)... Earned his first multi-point game with a three-point effort (1g, 2a) at Kingston (11/20)... Ranked third among OHL defensemen in scoring during the 2010 OHL playoffs, helping Kitchener reach the conference final before falling to eventual Memorial Cup champion Windsor in seven games... **2010-11:** Led all OHL defensemen in goals (26) and ranked second in scoring (79 points) in 63 games... Was voted into the top three by the league's Western Conference coaches in the Smartest Player and Best Offensive Defenseman categories... Played in the CHL/NHL Top Prospects Game... Represented Team OHL in the CHL Subway Super Series against Russia... Was named OHL Defenseman of the Month for October after leading all league blueliners with 18 points (7g, 11a) in 12 games... Had five-point efforts with a goal and four assists vs. Erie (10/1) and at London (11/4)... Earned three or more assists in a game six times during the regular-season... Ranked tied for 11th among OHL defensemen in playoff scoring with 11 points (2g, 9a), despite playing just seven postseason contests, as Kitchener fell in the opening round to Plymouth... **2011-12:** Ranked tied for third among OHL defensemen in scoring, totaling 54 points (11g, 43a) in 49 games for Kitchener... Was tied for second among league defensemen in assists (43), and earned OHL Second All-Star Team

honors... Ranked fourth among all Kitchener skaters in scoring and tied for second in assists... Had 13 multi-point games, including five three-point games and three four-point games... Made the Hurricanes' roster to open the season, and was a healthy extra for the first four games of the NHL season with the Hurricanes, prior to being returned to Kitchener... Missed 10 games after suffering a concussion from a hit by Tom Kuhnackl vs. Niagara (11/4)... Had points in 13 of 14 games between 1/15-2/17, including four-point games vs. Kingston (1/15: 1g, 3a) and at Belleville (1/21: 1g, 3a)... Earned four assists in the regular-season finale vs. Erie (3/16)... Led all OHL defensemen in assists (20) during the playoffs, as Kitchener advanced to the conference final before being swept by eventual OHL Champion London... Ranked third among OHL defensemen in playoff points (22), skating in 16 postseason contests... Had points in 12 of 16 playoff games, including eight multi-point games... Earned three assists in Game 4 at Owen Sound (3/28)... Had his second three-point effort of the playoff with a goal and two assists in Game 3 vs. London (4/22)... **2012-13:** Appeared in his first NHL season, skating in four games for the Hurricanes... Spent most of the season with Kitchener (OHL), ranking ninth among OHL defensemen in scoring with 48 points (10g, 38a) in 54 games... Was third among all Kitchener skaters in scoring and fifth on the team in plus/minus (+14)... Also appeared in three regular-season American Hockey League (AHL) games with Charlotte, earning two assists... Had 13 multi-point games for Kitchener, including a four-assist game vs. Oshawa (10/19)... Recalled by Carolina on an emergency basis on 2/21, and made his NHL debut that night vs. WPG (2/21), skating 23:51 of ice time... Skated a season-high 25:27 vs. TB (2/23)... Reassigned to Kitchener (OHL) on 2/28... Totaled seven points (3g, 4a) in 10 OHL playoff games as Kitchener knocked off Guelph before falling to London... Recorded his only multi-goal game of the season in the Rangers' first playoff game vs. Guelph (3/22)... Assigned to Charlotte after Kitchener fell to London in the second round of the OHL playoffs... Completed his OHL career with 220 points (53g, 167a) and 122 penalty minutes in 228 career regular-season games with Kitchener... Also had 57 points (12g, 45a) in 53 career OHL playoff games... Made his AHL debut and was (+2) at Peoria (4/16)... Earned his first professional point with an assist at Milwaukee (4/19)... Appeared in all five Calder Cup playoff games for the Checkers, earning a pair of assists... Made his pro playoff debut and earned his first playoff point in Game 1 at Oklahoma City (4/26).



# RILEY NASH 20



Center • Shoots Right

6'1" • 200 lbs.

5/9/89 • Consort, Alb.

Acquired: 6/26/10, Trade with EDM

2013-14 Team: Carolina (NHL)

Drafted: Edmonton 2007 (3-21-1)

## HIGHLIGHTS

### NHL FIRSTS:

**Game:** 12/21/11; 4-3 CAR L vs. PHX  
**Point:** 12/23/11; 2-1 CAR OT W vs. OTT (assist)  
**Goal:** 3/2/13; 6-2 CAR W vs. FLA (Clemmensen)  
**Shootout Stats:** 4 attempts, 2 goals (50%),

### NHL HIGHS:

**Goals:** 2 (3/12/13; 4-0 CAR W at WSH)  
**Assists:** 2-2x (Last: 3/29/14; 3-2 CAR OTL vs. CBJ)  
**Points:** 3 (3/2/13; 6-2 CAR W vs. FLA)  
**Penalty Min:** 15 (12/10/13; 5-4 CAR OTL at EDM)  
**Goal Streak:** 2 games-2x (Last: 2/4/14-2/7/14: 2g)  
**Assist Streak:** 2 games (3/1/14-3/2/14: 2a)  
**Point Streak:** 3 games (2/14/14-2/8/14: 2g, 1a)

## CAREER STATS

YEAR	TEAM	LEAGUE	REGULAR SEASON					PLAYOFFS				
			GP	G	A	TP	PIM	GP	G	A	TP	PIM
2005-06	Thompson Blazers	BCMML	31	29	31	60	100	—	—	—	—	—
	Salmon Arm	BCHL	1	0	0	0	0	5	1	2	3	0
2006-07 (a)	Salmon Arm	BCHL	55	38	46	84	87	11	4	7	11	31
2007-08	Cornell	ECAC	36	12	20	32	28	—	—	—	—	—
2008-09	Cornell	ECAC	36	13	22	35	34	—	—	—	—	—
2009-10 (b, c)	Cornell	ECAC	30	12	23	35	39	—	—	—	—	—
2010-11	Charlotte	AHL	79	14	18	32	26	16	1	3	4	16
	Charlotte	AHL	58	8	12	20	26	—	—	—	—	—
2011-12	Carolina	NHL	5	0	1	1	2	—	—	—	—	—
	Charlotte	AHL	51	13	24	37	20	5	1	2	3	0
2012-13	Carolina	NHL	32	4	5	9	8	—	—	—	—	—
	Charlotte	AHL	51	13	24	37	20	5	1	2	3	0
2013-14	Carolina	NHL	73	10	14	24	29	—	—	—	—	—
Hurricanes/NHL Totals (3 Seasons)			110	14	20	34	39	—	—	—	—	—

(a) June 21, 2007—Selected by the Edmonton Oilers in the 2007 NHL Entry Draft. Third Oilers pick, 21st overall, first round.  
(b) June 26, 2010—Acquired by the Carolina Hurricanes from the Edmonton Oilers in exchange for Ottawa's second-round pick (Martin Marincin) in the 2010 NHL Entry Draft.  
(c) July 19, 2010—Signed a three-year, entry-level contract with the Carolina Hurricanes.

## VS. NHL

CLUB	GP	G	A	PTS	PIM
ANA	2	0	1	1	0
ARI	3	1	0	1	0
BOS	5	0	1	1	2
BUF	4	0	0	0	4
CGY	2	0	0	0	0
CAR	0	0	0	0	0
CHI	2	0	0	0	0
COL	2	0	0	0	0
CBJ	4	0	3	3	0
DAL	2	1	0	1	2
DET	3	0	0	0	2
EDM	2	0	0	0	15
FLA	6	3	2	5	0
LA	2	0	1	1	0
MIN	2	0	0	0	0
MTL	5	0	1	1	0
NSH	1	1	0	1	0
NJ	6	0	2	2	2
NYI	6	0	1	1	2
NYR	6	0	0	0	0
OTT	4	1	1	2	0
PHI	5	0	1	1	4
PIT	6	1	1	2	2
STL	2	0	1	1	0
SJ	2	1	1	2	0
TB	7	0	2	2	2
TOR	3	0	0	0	2
VAN	1	0	0	0	0
WSH	9	3	0	3	0
WPG	6	2	1	3	0

## PERSONAL

Riley is single and spends his summers in British Columbia... His nickname is Nasher, and his older brother, Brendon, spent last season with the AHL's Hartford Wolf Pack... His cousin, Kelly Olynyk, plays in the NBA for the Boston Celtics... Riley is involved with a number of charities in his home town of Kamloops, B.C.... He started playing hockey at the age of three and his first youth team was in the Initiation A program in Kamloops... His parents had the biggest influence on his career... His favorite player growing up was Steve Yzerman and his favorite team was Vancouver... Riley's first job was working as an eaves trough installer with his father... His favorite television show is Suits, favorite movie is Old School and favorite actor is Will Ferrell... His favorite musical artist is North Carolina native

Eric Church... His biggest game-day habit is having ice cream at the pregame meal... He enjoys golfing or going to dinner with the guys when he is away from the rink... His favorite food is sushi and favorite website is barstoolsports.com... His Twitter username is @rileynash20... His favorite vacation spot is his cabin on Shuswap Lake... Riley's biggest talent outside of hockey is wake surfing... He enjoys watching football and college basketball... His favorite non-hockey athlete is Mike Trout and favorite team outside of hockey is the Toronto Blue Jays... His favorite road city is Chicago, favorite road arena is Bell Centre and favorite team to play against is Toronto... His most memorable hockey moment was playing his first NHL game "in front of the awesome Caniacs."



## 2013-14 SEASON

Completed his third NHL season with Carolina... Established career highs in games played (73), goals (10), assists (14) and points (24)... Ranked tied for third on the team with a career-high three game-winning goals... Was a season-high (+2) vs. PHI (10/6)... Scored his first goal of the season vs. PHX (10/13)... Earned his first assist of the season at NYI (10/19)... Tallied his first NHL game-winning goal at NSH (12/5)... Scored a goal in consecutive games for the first time in his career (12/5-12/6)... Recorded a season-high 15 penalty minutes at EDM (12/10)... Netted his first career power-play goal vs. WSH (12/20)... Placed on injured reserve with a lower-body injury on 1/5, retroactive to Dec. 31... Activated from injured reserve on 1/11... Fired a season-high five shots vs. FLA (2/7)... Extended his point streak to

a career-high three games (2/4-2/8: 2g, 1a) with an assist vs. MTL (2/8)... Scored the game-winning goal at WPG (3/22)... Played in his 100th NHL/Hurricanes game and won a career-high 13 faceoffs vs. NYI (3/25)... Matched his career high with two assists vs. CBJ (3/29)... Recorded a season-high six hits and won 13 faceoffs, tying his career high vs. WSH (4/10)... Games missed due to injury: 5 (Lower-body: 1/2-1/10)... Was a healthy extra for: 4 games (10/11, 11/23-11/24, 12/1)... **Longest goal streak:** 2 games (12/5-12/6: 2g, 1a; 2/4-2/7: 2g, 0a)... **Longest assist streak:** 2 games (3/1-3/2: 0g, 2a)... **Longest point streak:** 3 games (2/4-2/8: 2g, 1a)... **Multi-assist games:** 1 (3/29 vs. CBJ: 0g, 2a)... **Multi-point games:** 2 (last: 3/29 vs. CBJ: 0g, 2a).

## CAREER

Is in his fifth professional season and fourth NHL season with the Hurricanes... Acquired by Carolina from Edmonton on 6/26/10 in exchange for a second-round pick in the 2010 NHL Entry Draft... Signed a two-year, two-way contract with the Hurricanes on 7/9/13... Had 89 points (35g, 54a) and 72 penalty minutes in 188 career American Hockey League (AHL) regular-season games entering 2013-14... Was a first-round selection by the Oilers in the 2007 NHL Entry Draft... Finished his three-year career at Cornell University with 102 points (37g, 65a) and 101 penalty minutes in 102 games... Was plus-23 for his collegiate career, and was teammates at Cornell with his brother, Brendon, who spent last season with the AHL's Hartford Wolfpack... **2006-07:** Earned Interior Conference Rookie of the Year honors for the British Columbia Hockey League (BCHL), after leading Salmon Arm skaters with 95 points (42g, 53a) in 66 regular-season and playoff games... Was also named team MVP... **2007-08:** Was named both ECAC and Ivy League Rookie of the Year, after finishing second among Cornell skaters in scoring with 32 points on 12 goals and a team-best 20 assists during his freshman season... Was Cornell's first Ivy League Rookie of the Year since Denis Ladouceur in 1999 and its first ECAC Hockey Rookie of the Year since David McKee in 2004... Had a team-high 10 multi-point games and his 32 points were the most for a Cornell freshman since Kyle Knopp earned 33 in 1995-96... **2008-09:** Was named to the ECAC First Team and earned honorable-mention All-Ivy League honors during his sophomore year, leading the Big Red with 35 points (13g, 22a)... Had eight multi-point games, including a four-point effort vs. Union College (2/21)... Had a career-best three assists vs. Rensselaer (3/15)... Was invited to the selection camp for Team Canada for the 2009 World Junior Championships, but did not make the final roster... **2009-10:** Was named third-team All-ECAC and honorable mention All-Ivy League after totaling 35 points (12g, 23a) in 30 games for Cornell... Reached the 100-point mark for his collegiate career... Had nine multi-point games to complete his collegiate career with 27 multi-point efforts in three seasons... Earned at least one point in seven of the season's first eight games... Notched three points (2g, 1a) vs. Colgate (2/16)... Closed out the season with a point in each of his final five games, including five points in Cornell's ECAC quarterfinal series against Harvard... Missed four games to injury, marking his only games missed during his collegiate

career... **2010-11:** Completed his first professional season, ranking second among Charlotte (AHL) rookies with 32 points (14g, 18a) in 79 games... Led Checkers rookie forwards in plus/minus (+5)... Made his professional debut at Connecticut (10/9)... Earned his first AHL points with a pair of assists at Binghamton (10/30)... Scored his first AHL goal vs. Portland (11/3)... Earned his first multi-goal game with a pair of tallies vs. Syracuse (12/6)... Totaled four points (1g, 3a) in 16 Calder Cup Playoff games, as the Checkers advanced to the Eastern Conference Final before falling to Binghamton... **2011-12:** Appeared in his first NHL season, spending the majority of the season with Carolina's AHL affiliate, Charlotte... Skated in five NHL games for Carolina, averaging 10:34 in ice time per game and recording one assist... Had 20 points (8g, 12a) in 58 games with Charlotte (AHL)... Scored six of his eight AHL goals on the power play, ranking tied for fourth among Checkers... Notched three points (1g, 2a) at Norfolk (11/23)... Was recalled to the NHL for the first time on 12/21... Made his NHL debut and was (even) in 13:02 of ice time vs. PHX (12/21)... Earned his first career NHL point with an assist on Andreas Nodl's goal vs. OTT (12/23)... Reassigned to Charlotte (AHL) on 12/23... Finished the month of January with eight points (4g, 4a) in eight AHL games, including three multi-point games... Served a second NHL stint from 1/30-2/6, skating in three games without earning a point... Missed 16 AHL games due to injury... **2012-13:** Appeared in 32 NHL games with Carolina, totaling four goals and five assists (9 points)... Also played 51 games with Charlotte in the AHL, ranking fifth among Checkers skaters in scoring with 37 points (13g, 24a)... Was second among Charlotte players in plus/minus (+14) and fourth in assists (24)... Had a four-point AHL game (2g, 2a) at Milwaukee (2/16) and was recalled to the NHL two days later... Made his NHL season debut for Carolina at MTL (2/18)... Earned his first NHL point of the season with an assist vs. TB (2/23)... Scored his first NHL goal and earned his first career multi-point game with a career-high three points (1g, 2a) vs. FLA (3/2)... Earned his first career multi-goal game with a pair of tallies at WSH (3/12)... Had points in consecutive games with an assist at BOS (4/8) and a goal vs. PIT (4/9)... Scored the game-winning goal in the shootout vs. NYI (4/23)... Reassigned to Charlotte on 4/24 for the AHL's Calder Cup playoffs, where he totaled three points (1g, 2a) in five games.



# ANDREJ SEKERA 4



Defenseman • Shoots Left

6'0" • 201 lbs.

6/8/86 • Bojnice, Slovakia

Acquired: 6/30/13, Trade with BUF

2013-14 Team: Carolina

Drafted: Buffalo 2004 (3-71-3)

## HIGHLIGHTS

### NHL FIRSTS:

**Game:** 12/9/06; 3-2 BUF SO W at MTL

**Point:** 10/26/07; 4-2 BUF W at FLA (assist)

**Goal:** 11/28/07; 4-3 BUF L vs. STL (Legace)

### NHL HIGHS:

**Goals:** 2 (11/21/13; 4-3 CAR L at DET)

**Assists:** 2-16x (Last: 3/22/14; 3-2 CAR W at WPG)

**Points:** 3 (1/23/14; 5-3 CAR W at BUF)

**Penalty Min:** 12 (3/30/11; 1-0 BUF W vs. NYR)

**Goal Streak:** 2 games-3x (Last: 3/1/14-3/2/14: 2g)

**Assist Streak:** 5 games (2/26/11-3/6/11: 8a)

**Point Streak:** 5 games-2x (Last: 2/25/14-3/4/14: 2g, 4a)

## CAREER STATS

YEAR	TEAM	LEAGUE	REGULAR SEASON					PLAYOFFS				
			GP	G	A	TP	PIM	GP	G	A	TP	PIM
2001-02	Trencin Jr.	Slovak-Jr.	52	5	10	15	10	—	—	—	—	—
2002-03	Trencin Jr.	Slovak-Jr.	48	9	15	24	20	—	—	—	—	—
2003-04 (a)	Trencin	Slovakia	3	0	0	0	2	—	—	—	—	—
	Trencin Jr.	Slovak-Jr.	42	5	12	17	40	2	0	1	1	4
	Trencin U18	Svk U18	5	0	0	0	0	—	—	—	—	—
2004-05	Owen Sound	OHL	51	7	21	28	18	6	0	4	4	4
2005-06	Owen Sound	OHL	51	21	34	55	54	11	5	8	13	9
2006-07	Rochester	AHL	54	3	16	19	28	—	—	—	—	—
	Buffalo	NHL	2	0	0	0	2	—	—	—	—	—
2007-08	Rochester	AHL	40	2	15	17	22	—	—	—	—	—
	Buffalo	NHL	37	2	6	8	16	—	—	—	—	—
2008-09	Buffalo	NHL	69	3	16	19	22	—	—	—	—	—
2009-10	Buffalo	NHL	49	4	7	11	6	6	0	0	0	7
2010-11	Buffalo	NHL	76	3	26	29	34	2	1	0	1	4
2011-12	Buffalo	NHL	69	3	10	13	18	—	—	—	—	—
2012-13	Buffalo	NHL	37	2	10	12	4	—	—	—	—	—
2013-14 (b)	Carolina	NHL	74	11	33	44	20	—	—	—	—	—
Hurricanes Totals (1 Season)			74	11	33	44	20	—	—	—	—	—
NHL Totals (8 seasons)			413	28	108	136	122	8	1	0	1	11

(a) June 26, 2004—Selected by the Buffalo Sabres in the 2004 NHL Entry Draft. Third Sabres choice, 71st overall, third round.

(b) June 30, 2013—Acquired by the Carolina Hurricanes from the Buffalo Sabres in exchange for Jamie McBain and a second-round selection in the 2013 NHL Draft (J.T. Compher).

## PERSONAL

Andrej is single and spends his summers in Prievidza, Slovakia... His nickname is Reji... His charitable involvement includes helping less fortunate children afford to play hockey in his hometown... He was four years old when he first started skating and his parents were the biggest influence on his career... The best advice Andrej has received is to "look in the mirror first, and don't point fingers at others"... His favorite television show is Entourage, favorite movie is The Untouchables, favorite actor is Chris Tucker and favorite book is The Alchemist by Paulo Coelho... His first job was helping out at a bakery... His favorite food is sushi, favorite vacation

spots are Croatia and Spain and favorite website is lokalTV.sk... His biggest game-day habit is a good nap and his favorite former teammate is Thomas Vanek... His favorite sports outside of hockey are soccer, tennis and beach volleyball... The person Andrej would most like to meet is Mike Tyson... His favorite road city is Los Angeles and favorite road arena is Madison Square Garden... His favorite thing about playing in the NHL is "doing what I love" and his most memorable hockey moment was capturing the silver medal at the 2012 IIHF World Championship in Helsinki.

## VS. NHL

CLUB	GP	G	A	PTS	PIM
ANA	7	1	3	4	0
ARI	6	1	1	2	6
BOS	35	4	7	11	8
BUF	3	1	4	5	0
CGY	5	0	2	2	4
CAR	18	1	6	7	8
CHI	8	0	1	1	2
COL	4	1	1	2	6
CBJ	11	0	0	0	10
DAL	4	0	1	1	0
DET	8	3	1	4	0
EDM	4	0	3	3	0
FLA	20	2	4	6	2
LA	6	1	2	3	0
MIN	6	0	4	4	4
MTL	30	3	7	10	18
NSH	6	0	1	1	0
NJ	20	0	7	7	0
NYI	21	0	3	3	8
NYR	23	2	6	8	16
OTT	26	1	7	8	2
PHI	20	2	5	7	2
PIT	21	1	6	7	2
STL	7	1	1	2	0
SJ	7	0	4	4	0
TB	19	0	3	3	4
TOR	28	2	6	8	6
VAN	4	0	2	2	2
WSH	22	1	7	8	12
WPG	14	0	3	3	0



## 2013-14 SEASON

Completed his eighth NHL season and first with the Hurricanes... Set career highs in goals (11), assists (33), points (44), power-play goals (4) and shots (142)... Ranked second on the team in assists, third in points and seventh in goals, and led team defensemen in each of those categories... Was second on the team with a (+4) rating... Ranked tied for 14th in goals and points and tied for 17th in assists among NHL defensemen... His season ranked tied for second in points, third in assists and tied for sixth in goals among Carolina defensemen in a single season since the team's relocation... Led the team in time on ice per game (23:40) and blocked shots (127)... Ranked tied for first among NHL defensemen and tied for seventh among NHL skaters in takeaways (68)... Was tied for first on the team in multi-assist games (8)... Played for Team Slovakia in the 2014 Olympic Games, ranked fourth among Slovakian skaters in time on ice per game (24:05) and earned two assists in four games... Named the Hurricanes' most valuable player by the Carolina chapter of the Professional Hockey Writers' Association (PHWA)... Made his Hurricanes debut vs. DET (10/4)... Recorded his first two assists as a member of the Hurricanes at PIT (10/8)... Registered a goal and an assist at COL (10/25)... Earned his 100th NHL point with an assist vs. ANA (11/15)... Scored his first NHL shorthanded goal and earned his first career multi-goal game at DET (11/21)... Tallied a goal in consecutive games (11/21-11/23) for the second time in his career and for the first time since the 2009-10 season (2/3/10-2/5/10)... Set a career high for goals in a season (5) in just the 23rd game at BOS (11/23)... Registered


a season-high four hits at TOR (12/29)... Recorded two assists, fired a season-high seven shots and skated a season-high 29:20 of ice time vs. MTL (12/31)... Named to Slovakia's Olympic roster for the 2014 Olympic Games in Sochi, Russia on 1/7... Registered his first career three-point game (1g, 2a), scored his first game-winning goal since March 6, 2009 and was a season-high (+4) at BUF (1/23)... Earned two assists vs. OTT (1/25) to surpass his previous career high for points in a season (29)... Named the NHL's Third Star for the week ending Jan. 26 after totaling six points (1g, 5a) and a plus-8 rating in three Carolina victories... Became the first defenseman in team history (since relocation) to be recognized by the NHL as one of its players of the week... Scored a power-play goal, fired six shots, blocked three shots and was (+2) vs. FLA (2/7)... Earned two assists and extended his point streak to a season-high and career-high-tying five games (2/25-3/4: 2g, 4a) at SJ (3/4)... Played in his 400th NHL game vs. NYR (3/7)... Earned two assists, fired five shots and blocked four shots at WPG (3/22)... Underwent abdominal surgery on April 11 and missed the last six games of the season... Games missed due to injury: 8 (Upper-body: 11/29-12/1, Lower-body: 4/3-4/13)... **Longest goal streak:** 2 games (11/21-11/23: 2g, 0a; 3/1-3/2: 2g, 0a)... **Longest assist streak:** 3 games (1/22-1/25: 1g, 5a; 3/8-3/13: 0g, 3a)... **Longest point streak:** 5 games (2/25-3/4: 2g, 4a)... **Multi-goal games:** 1 (11/21 at DET: 2g, 0a)... **Multi-assist games:** 8 (last: 3/22 at WPG: 0g, 2a)... **Multi-point games:** 10 (last: 3/22 at WPG: 0g, 2a).

## CAREER

Is in his ninth NHL season and second with Carolina... Was acquired by the Hurricanes on 6/30/13 from the Buffalo Sabres in exchange for Jamie McBain and a second-round pick in the 2013 Draft... His current contract goes through the 2014-15 season... Has represented Slovakia in a number of international tournaments, beginning with the 2004 U-18 World Junior Championship and the 2005 and 2006 World Junior Championships... Served as captain for Slovakia at the 2006 World Junior Championship in Vancouver, earning five points (2g, 3a) in six games... Represented Slovakia at the 2008, 2009 and 2010 IIHF World Championships... Scored one goal in seven games at the 2010 Winter Olympic Games in Vancouver... Earned two assists in four games for Slovakia at the 2014 Olympics in Sochi, Russia... **2001-03:** Spent two full seasons playing for Trencin in the Slovakian Junior League, totaling 39 points (14g, 25a) in 100 games... **2003-04:** Made his debut in Slovak Extraliga, the top league in Slovakia, playing three games for Trencin... Also played 42 games for Trencin Jr., earning 17 points (5g, 12a)... **2004-05:** Played his first season in the Ontario Hockey League (OHL) with Owen Sound, notching 28 points (7g, 21a) in 51 games... Appeared in six OHL playoff games as Owen Sound beat Plymouth before being swept by Kitchener in the second round... **2005-06:** Ranked tied for second among OHL defensemen in goals (21) and tied for eighth in points (55)... Won the Max Kaminsky Trophy as the OHL's most outstanding defenseman and was a first-team OHL All-Star... Recorded 13 multi-point games, including back-to-back hat tricks against Plymouth (10/30) and Barrie (11/2)... Had 13 points (5g, 8a) in 11 playoff games as Owen Sound topped Kitchener before falling to London in the second round... **2006-07:** Completed his first full professional season, spending most of the season with Rochester of the American Hockey League (AHL)... Had 19 points (3g, 16a) and was plus-14 in 54 AHL games... Also played two games for Buffalo, making his NHL debut at MTL (12/9)... **2007-08:** Appeared in 37 games for

the Sabres, earning eight points (2g, 6a) with a plus-5 rating... Also skated in 40 AHL games with Rochester, scoring two goals and adding 15 assists (17 points)... Recorded his first NHL point with an assist at FLA (10/26)... Beat Manny Legace for his first NHL goal vs. STL (11/28)... Scored an overtime goal vs. BOS (3/30)... Earned a point in four of the last five games of the season (1g, 4a)... **2008-09:** Played his first full NHL season, totaling 19 points (3g, 16a) and 22 penalty minutes in 69 games... Appeared in his 100th NHL game vs. FLA (3/25)... Missed 12 games due to injury (ankle: 1/15-2/11)... **2009-10:** Appeared in 49 games for the Sabres, earning 11 points (4g, 7a)... Represented Slovakia at the Winter Olympic Games... Missed seven games due to injury (ribs: 10/13-10/30)... Played in all six of Buffalo's playoff games vs. BOS... Made his Stanley Cup playoff debut in Game 1 vs. BOS (4/15)... Fought Vladimir Sobotka in Game 3 at BOS (4/19)... **2010-11:** Registered career highs in games played (76) and plus/minus (+11), totaling 29 points (3g, 23a) for the Sabres... Played his 200th NHL game at NYI (1/15)... Was a healthy extra from 2/20-2/25, and notched 10 points (2g, 8a) in his first five games back... Recorded at least two points in five consecutive games from 2/26-3/6, joining John Van Boxmeer (1/24/81-2/1/81) as the second defenseman in Sabres franchise history to earn five consecutive multi-point games... Appeared in one playoff game for Buffalo, missing most of Buffalo's first-round series against the Flyers with an oblique strain... Scored a goal and blocked three shots in Game 2 at PHI (4/16)... **2011-12:** Totaled 13 points (3g, 10a) in 69 games... Played his 300th career NHL game vs. TOR (4/3)... Missed 13 games due to injury... **2012-13:** Notched two goals and 10 assists (12 points) in 37 games played for Buffalo... Ranked third among Sabres defensemen in average ice time per game (21:12) and blocked shots (73)... Missed 11 games due to injury (ankle: 2/3-2/7; lower body: 2/17-2/21; upper body: 3/17-3/26).





# ALEXANDER SEMIN 28



**Right Wing • Shoots Right**

**6'2" • 209 lbs.**

**3/3/84 • Krasnoyarsk, Russia**

**Acquired: 7/26/12, Signed as a free agent**

**2013-14 Team: Carolina (NHL)**

**Drafted: Washington 2002 (2-13-1)**

## HIGHLIGHTS

### NHL FIRSTS:

**Game:** 10/14/03; 5-1 WSH L at MTL

**Point:** 10/14/03; 5-1 WSH L at MTL (assist)

**Goal:** 10/31/03; 2-1 WSH W vs. ATL (Nurminen)

**Shootout Stats:** 47 attempts, 15 goals (31.9%),  
7 game-deciding goals

### NHL HIGHS:

**Goals:** 3-7x (Last: 2/16/11; 7-6 WSH W at ANA)

**Assists:** 3-6x (Last: 3/2/13; 6-2 CAR W vs. FLA)

**Points:** 5-2x (Last: 11/11/10; 6-3 WSH W vs. TB)

**Penalty Min:** 15-2x (Last: 12/11/10; 3-2 WSH L vs. COL)

**Goal Streak:** 6 games (2/26/09-3/8/09: 6g)

**Assist Streak:** 5 games-3x (Last: 3/4/14-3/13/14: 5a)

**Point Streak:** 10 games (1/15/10-2/2/10: 6g, 11a)

## CAREER STATS

YEAR	TEAM	LEAGUE	REGULAR SEASON					PLAYOFFS				
			GP	G	A	TP	PIM	GP	G	A	TP	PIM
2001-02 (a)	Chelyabinsk	Russia-2	46	13	8	21	52	2	2	0	2	0
2002-03	Lada Togliatti	Russia	47	10	7	17	36	10	5	3	8	10
2003-04	Washington	NHL	52	10	12	22	36	—	—	—	—	—
	Portland	AHL	4	3	1	4	6	7	4	7	11	19
2004-05	Lada Togliatti	Russia	50	19	11	30	56	10	1	1	2	0
2005-06	Lada Togliatti	Russia	16	5	4	9	52	—	—	—	—	—
	Mytischki	Russia	26	3	7	10	24	8	3	2	5	6
2006-07	Washington	NHL	77	38	35	73	90	—	—	—	—	—
2007-08	Washington	NHL	63	26	16	42	54	7	3	5	8	8
2008-09	Washington	NHL	62	34	45	79	77	14	5	9	14	16
2009-10	Washington	NHL	73	40	44	84	66	7	0	2	2	4
2010-11	Washington	NHL	65	28	26	54	71	9	4	2	6	8
2011-12	Washington	NHL	77	21	33	54	56	14	3	1	4	10
2012-13 (b)	Torpedo	KHL	20	7	10	17	10	—	—	—	—	—
	Carolina	NHL	44	13	31	44	46	—	—	—	—	—
2013-14	Carolina	NHL	65	22	20	42	42	—	—	—	—	—
Hurricanes Totals (2 seasons)			109	35	51	86	88	—	—	—	—	—
NHL Totals (9 seasons)			578	232	262	494	538	51	15	19	34	46

(a) June 22, 2002—Selected by the Washington Capitals in the 2002 NHL Entry Draft. Second Capitals pick, 13th overall, first round.

(b) July 26, 2012—Signed as a free agent by the Carolina Hurricanes.

## VS. NHL

CLUB	GP	G	A	PTS	PIM
ANA	6	7	1	8	4
ARI	6	1	5	6	6
BOS	25	6	16	22	20
BUF	27	10	11	21	14
CGY	8	1	4	5	8
CAR	41	27	18	45	40
CHI	8	3	3	6	8
COL	8	1	2	3	17
CBJ	12	4	4	8	2
DAL	7	3	3	6	6
DET	9	1	5	6	8
EDM	8	2	2	4	14
FLA	47	21	22	43	40
LA	8	1	1	2	6
MIN	8	2	2	4	4
MTL	27	13	10	23	26
NSH	9	5	3	8	4
NJ	30	9	12	21	34
NYI	27	11	10	21	24
NYR	27	6	14	20	39
OTT	25	13	15	28	26
PHI	28	10	12	22	34
PIT	30	11	15	26	32
STL	9	2	4	6	10
SJ	9	1	3	4	2
TB	47	25	24	49	32
TOR	24	9	15	24	36
VAN	6	3	0	3	8
WSH	9	2	5	7	12
WPG	43	22	21	43	22

## PERSONAL

Alexander has a wife, Alena... He spends his summers in his hometown of Krasnoyarsk, Russia and has a Yorkshire terrier named Zhorik... Alexander's cousin, Ilya Skvortsov, plays for Loko in the Russian MHL (junior league)... Alex spends time in a foster home in Krasnoyarsk every summer, donating sports equipment and clothing... He started playing hockey at the age of five, and his first team was the Sokol Krasnoyarsk youth hockey club... The biggest influence on his career was his father, who served as his coach until he was 13... His favorite player growing up was Pavel Bure... Alex's favorite sport to play outside of hockey is soccer, his favorite athlete is Lionel Messi and his favorite team is FC Barcelona... He wore No. 32 in Russia, but switched to 28 in Washington because 32 was retired (Dale

Hunter)... His favorite TV show is the Russian comedy Interns, favorite movie is Flightplan, and favorite book is The Master and Margarita by Mikhail Bulgakov... His most memorable hockey moment was Russia's World Championship final victory against Canada in 2008 in Quebec... His favorite artist is poet, composer and singer Stas Mikhailov... His favorite food is Italian and favorite restaurant is Café Milano in Washington, DC... The person he would most like to meet is Anthony Hopkins... His favorite vacation spots are Seven Mile Beach and the Cayman Islands... His favorite former teammate is Sergei Fedorov, favorite road city is Vancouver and favorite road arena is the Bell Centre.





## 2013-14 SEASON

Completed his ninth NHL season and second with Carolina... Ranked second on the team in goals (22), fourth in points (42) and sixth in assists (20)... Was second on the team in power-play goals (6)... Recorded a (+1) plus/minus rating and is now plus-107 over the past six seasons... Played for Team Russia in the 2014 Olympic Games, registering an assist and a (+2) rating in five games... Scored his first goal of the season at WSH (10/10)... Recorded his first multi-point game of the season with two assists at NYI (10/19)... Placed on injured reserve with a concussion on 11/21... Activated from injured reserve on 12/12... Stretched his point streak to four games (12/23-12/31: 2g, 3a) with a game-winning goal in overtime and fired a season-high nine shots vs. MTL (12/31)... Earned his first multi-goal game (2g, 0a) and scored his first shorthanded goal as a member of the Hurricanes vs. FLA (1/18)... Named to Russia's roster for the 2014 Olympic Games in Sochi, Russia on 1/21... Extended his goal streak to a season-high four games (1/18-1/23: 6g, 0a) at BUF (1/23)... Scored six goals in four games (1/18-1/23) after totaling six goals

in his first 34 games of the season... Earned three multi-point games during a six-game point streak (1/18-1/27: 6g, 3a)... Registered 17 points (9g, 8a) in 16 games from 12/23-1/27... Led the team in goals (8), points (13) and plus/minus rating (+10) in January... Scored the game-winning goal vs. FLA (2/7), his eighth goal in a 10-game span... Extended his point streak to six games (3/2-3/13: 3g, 5a) and assist streak to a season-high and career-high-tying five games (3/4-3/13: 2g, 5a) vs. BUF (3/13)... Stretched his point streak to a season-high seven games (3/2-3/15: 4g, 5a) at BOS (3/15)... Played in his 100th Hurricanes game at CBJ (3/18)... Games missed due to injury: 17 (Concussion: 11/18-12/10, Lower-body: 3/1, Illness: 4/1-4/3, Upper-body: 4/11-4/13)... **Longest goal streak:** 4 games (1/18-1/23: 6g, 0a)... **Longest assist streak:** 5 games (3/4-3/13: 2g, 5a)... **Longest point streak:** 7 games (3/2-3/15: 4g, 5a)... **Multi-goal games:** 3 (last: 3/21 at CHI: 2g, 0a)... **Multi-assist games:** 2 (last: 1/25 vs. OTT: 0g, 2a)... **Multi-point games:** 9 (last: 3/21 at CHI: 2g, 0a).

## CAREER

Is in his 10th NHL season and third with the Hurricanes... Signed a five-year contract extension with Carolina on 3/25/13, which goes through the 2017-18 season... Originally drafted by the Washington Capitals with their second selection, 13th overall, in the first round of the 2002 NHL Entry Draft... Had a career plus/minus rating of plus-80 entering 2014-15... His plus-107 rating over the six seasons between 2008-09 and 2013-14 seasons ranked ninth in the NHL, behind Zdeno Chara, Jonathan Toews, Henrik Sedin, Patrice Bergeron, Marian Hossa, Daniel Sedin, Alex Burrows and Brad Marchand... Has represented Russia in 10 major international competitions, including the 2010 and 2014 Winter Olympic Games... Helped Russia capture gold medals at the 2008 and 2012 IIHF World Championships... Also won medals at the 2002 U-18 World Junior Championship (silver), 2005 IIHF World Championship (bronze) and 2010 IIHF World Championship (silver)... **2002-03:** Completed his first season on the top tier of the Russian league, ranking fifth among Togliatti skaters with 17 points (10g, 7a) in 47 games... Led Togliatti in playoff goals with five, adding three assists in 10 games... **2003-04:** Appeared in 52 games for the Capitals, recording 22 points (10g, 12a) in his rookie NHL season... Finished fourth among Washington skaters in points and power-play goals (4)... Led team rookies in goals, assists and points... Made his NHL debut at MTL (10/14), recording an assist... Tallied his first NHL goal, the game-winning goal, on the power play vs. ATL (10/31)... Recorded his first multiple-point game with a pair of assists at TB (11/4)... Joined Portland of the American Hockey League (AHL) following the completion of the NHL season, appearing in four regular-season games... Led the Pirates in goals (4), assists (7) and points (11) in seven Calder Cup playoff games... Netted three goals, tying a Portland playoff record, and added an assist vs. Hartford (4/23)... Represented Russia in the World Junior Championship... **2004-05:** Played 50 games for Togliatti in the Russian Super League... Led the team in goals (19) and ranked second in points (30)... **2005-06:** Split the season between Togliatti and Mytischki of the Russian Super League... Led Mytischki in playoff goals (3) and shared the

team lead in playoff points (5) in eight games... **2006-07:** Returned to the NHL, and ranked second among Capitals in goals (38), assists (35) and points (73)... Led Caps with 17 power-play goals and 38 points with the man advantage... Tied for fourth in the NHL in power-play goals and tied for 14th in power-play points... His 38 goals ranked third in the NHL among players 23 years old and younger, trailing only Alex Ovechkin and Thomas Vanek (BUF)... Finished second among Capitals with eight multi-goal games and 19 multi-point games... Ranked third on the team with 90 PIM and second in game-winning goals (6)... Earned 44 of his 73 points at home (24g, 20a), leading the team in goals at Verizon Center... Ranked second among Capitals in home plus/minus rating (+7)... Was selected as first star of the game nine times, the most on the team... Scored a goal in six of the first seven games to open season (10/5-10/21), becoming the first Capital to score eight goals in the season's first seven games... Notched the first of his two hat tricks in Washington's home opener vs. CAR (10/7)... Scored an NHL-leading 12 goals in January, the most by a Caps player in a month since Peter Bondra had 12 in January 1997... Appeared in his 100th NHL game at FLA (2/1) and skated a career-high 26:59... Had the lone shootout goal in Washington's only shootout win of the season, vs. NYI (2/4)... **2007-08:** Finished second among Capitals in goals (26) and fifth in points (42), despite missing 17 of the first 23 games with an ankle injury... Totaled 24 goals in his last 46 games and 38 points in his last 47 games... Combined with Alex Ovechkin for the most goals by teammates in the NHL (91)... Shared the team lead with three shootout goals (six attempts)... Recorded his 100th NHL point with an assist vs. ATL (12/8)... Finished second on the team in playoff scoring with eight points (3g, 5a) in seven games, as Washington fell to Philadelphia in the opening round... Was second on the team in playoff shots (28) and tied for second on the team in plus/minus (+2)... Scored goals in Games 4, 5 and 6 of the Eastern Conference Quarterfinals vs. PHI and added an assist in each game for three consecutive multiple-point games... Had a four-game playoff point streak (4/15-4/21: 3g, 4a)... Scored the game-winning goal in Game 5 vs. PHI

## CAREER CONTINUED

(4/19)... Led Russia with 13 points (6g, 7a) in nine games to help his home nation win the gold medal at the 2008 IIHF World Championship... **2008-09:** Set a career-high with 45 assists and totaled 34 goals and 79 points in 62 games for Washington... Averaged more than a point per game (1.274), trailing only Alex Ovechkin, Evgeni Malkin and Sidney Crosby among players who played at least 20 games... Finished second among Capitals in goals (34), third in points and third in assists... Earned a point in 50 of his 62 games played... Led the team and tied for 14th in the league in plus/minus (+25), marking the first season of his career with a positive rating... Ranked third on the team with 223 shots and had at least one shot in every game he played... Was tied for 10th in the NHL with 73 takeaways... Had a career-best eight game-winning goals... Led the Caps with three shootout goals (seven attempts), including two game-deciding goals... Led the NHL with 27 points (13g, 14a) in the first 15 games of the season... Named the NHL's First Star of the Month in October (8g, 8a)... Set a career high for points in a game with five (2g, 3a) at CAR (11/12)... Established a career-best with a five-game assist streak from 12/13-1/6 (5a)... Scored 15 seconds into the game vs. LA (2/5), the Caps' fastest goal to start a game of the season... Had a then-career-best, nine-game point streak from 2/26-3/14 (7g, 9a)... That streak began with a career-best, six-game goal streak (2/26-3/8: 6g)... Scored his 100th career goal vs. CAR (3/3)... Recorded his 200th career point vs. PIT (3/8) and added his 100th career assist at PHI (3/12)... Skated in all 14 playoff games for the Capitals, establishing career highs in goals (5), assists (9) and points (14)... Finished third on the team in playoff points... Led the NHL with 14 takeaways through two rounds of the playoffs... Shared the NHL lead in goals in the first round (5)... Had two goals, including the game-winning goal, and added an assist in Game 3 of the Eastern Conference Quarterfinals vs. NYR (4/20)... Had a six-game playoff point streak from 4/20-5/2 (4g, 5a)... **2009-10:** Established career highs in goals (40), points (84) and plus/minus (+36), skating in 73 games for Washington... Finished second on the team in goals (40), third in points (84) and fourth in assists (44)... Ranked seventh in the NHL in goals and 13th in points... He and Alex Ovechkin were the only teammates in the NHL to both hit the 40-goal mark, and they combined for the most goals of any teammates (90)... They also became the first Russian teammates to both score 40 goals... Ranked fifth among Capitals and tied for fifth in the NHL in plus/minus (+36)... His 30 even-strength goals ranked third in the league, behind only Alex Ovechkin and Sidney Crosby... Had a team-high two shorthanded goals and was tied for second among Caps skaters with five game-winning goals... Ranked second on the team and 12th in the NHL with 278 shots... Had 51 of his points (23g, 28a) in 39 home games... Ranked second on the team with 11 multi-goal games and tied for second with 27 multi-point games... Was fourth on the team with 27 power-play points (8g, 19a)... Posted consecutive two-goal games vs. TOR (10/3) and at PHI (10/6)... Scored eight seconds into the game vs. NYI (11/11), tying the Capitals record for fastest goal to start a game... Added a second goal in that game and had a career-high 11 shots on net... Had his best goal (11), assist (12) and point (23) month in January... Enjoyed a career-best, 10-game point streak, the longest by a Capital for the season, from 1/15-2/2 (6g, 11a)... Recorded

a hat trick and added an assist at OTT (2/11)... Matched his career highs in assists (3) and shots (11) in a game vs. ATL (4/9)... Had nine goals in the final 13 games of the season (9g, 7a)... Earned two points (0g, 2a) in seven postseason contests as the Capitals were upset in the first round by Montreal... Recorded playoff assists in Game 4 at MTL (4/21) and Game 7 vs. MTL (4/28)... **2010-11:** Ranked second among Capitals skaters in goals (28) and game-winning goals (4), third in points (54) and third in plus/minus (+22)... Became the first Capital with four three-goal games in a single season since Peter Bondra accomplished that feat during the 1995-96 season... Scored 27 of his 28 goals in Capitals victories... Registered a four-game goal streak from 10/30-11/7 (4g)... Recorded his first hat trick of the season vs. ATL (10/23)... Earned a hat trick and added a pair of assists to match his career high with five points in a game vs. TB (11/11)... Scored a natural hat trick in 4:29 vs. TB (11/26), his third hat trick of the season and third in a 35-day span... Registered a nine-game point streak from 10/30-11/17 (9g, 8a)... Recorded his seventh career hat trick and fourth of the season in 7-6 win at ANA (2/16)... Ranked second among Capitals in playoff goals (4) and tied for third in playoff points (6), skating in all nine games as Washington topped the Rangers in five games before being swept by Tampa Bay... Scored the game-winning goal in overtime and added an assist in Game 1 of the Eastern Conference Quarterfinals vs. NYR (4/13)... Registered a three-game, playoff goal streak from 4/20-4/29 (3g)... **2011-12:** Ranked second among Capitals skaters in goals (21), assists (33) and points (54), and tied for fourth in plus/minus (+9)... Marked his sixth consecutive season with 20-or-more goals... 19 of his 21 goals were even-strength... Was 3-for-6 in the shootout (50%)... Had 10 points (3g, 7a) in his final nine games of the season... Scored a goal on a penalty shot at MTL (2/4)... Had two assists, including the 200th of his career, at OTT (2/22)... Earned a pair of helpers, including his 400th NHL point, at DET (3/19)... Netted his 197th career goal vs. FLA (4/5) to move into fifth on the Capitals' all-time goal-scoring list... Missed five games due to injury... **2012-13:** Ranked second among Hurricanes and tied for 21st in the NHL in scoring with 44 points (13g, 31a) in 44 games played... Was second on the team and 17th in the NHL in assists (31)... Ranked second on the team in plus/minus (+14)... Marked the third time in his career he registered at least one point per game played during a season (2008-09, 2009-10)... Earned 30 points (9g, 21a) in his last 26 games of the season... Had 12 multi-point games including a team-high 10 multi-assist games... Had six three-point games... Played for Torpedo Nizhny Novgorod of the Kontinental Hockey League (KHL) during the NHL work stoppage, totaling 17 points (7g, 10a) in 20 games... Made his Hurricanes debut at FLA (1/19)... Recorded first Hurricanes point with an assist vs. TB (1/22)... Scored his first Hurricanes goal with a power-play tally in the third period at BUF (1/25)... Scored his 200th NHL goal in the third period, earned three points (1g, 2a) and was a season-high (+4) at NYI (2/11)... Matched his career high with three assists vs. FLA (3/2)... Earned three points (1g, 2a) including the game-winning goal vs. BUF (3/5)... Had a season-best, five-game point streak from 3/9-3/18 (2g, 5a)... Played in his 500th NHL game vs. WPG (3/26)... Games missed due to injury: 4 (upper body: 4/6-4/8; concussion: 4/25-4/27).

## ALEXANDER SEMIN FAST FACTS

**The Top Line:** Spent most of the 2012-13 season on a line with Hurricanes captain Eric Staal and leading goal scorer Jiri Tlustý. The trio combined for 135 points, including 54 of Carolina's 127 goals (42.5%).

**Capitals History:** Scored his 197th career goal on April 5, 2012, moving past Bengt Gustafsson and into fifth in Washington Capitals franchise history in goals. Ranked tied for 14th in Capitals history in scoring with 408 points in 469 games at the time of his signing with Carolina.

**Plus/Minus Leader:** Has a career plus/minus rating of plus-80, and his plus-107 rating over the last six seasons ranks ninth in the NHL, behind Zdeno Chara, Jonathan Toews, Henrik Sedin, Patrice Bergeron, Marian Hossa, Daniel Sedin, Alex Burrows and Brad Marchand.

**International Success:** Has represented Russia at 10 major international competitions, including the 2010 and 2014 Winter Olympic Games. Helped Russia capture gold medals at the 2008 and 2012 IIHF World Championships, leading the team in scoring (13 points) at the 2008 tournament in Halifax and Quebec City.





# JEFF SKINNER 53



**Left Wing • Shoots Left**

**5'11" • 200 lbs.**

**5/16/92 • Markham, Ont.**

**Acquired: 2010 NHL Entry Draft**

**2013-14 Team: Carolina**

**Drafted: Carolina 2010 (1-7-1)**

## HIGHLIGHTS

### NHL FIRSTS:

**Game:** 10/7/10; 4-3 W at MIN in Helsinki, Finland

**Point:** 10/8/10; 2-1 SO W vs. MIN in Helsinki, Finland (assist)

**Goal:** 10/20/10; 4-3 L at LA (Bernier)

**Shootout Stats:** 21 attempts, 6 goals (28.6%),  
3 game-deciding goals

### NHL HIGHS:

**Goals:** 3-2x (Last: 1/2/14; 4-3 W at WSH)

**Assists:** 3-2x (Last: 2/4/13; 4-1 W at TOR)

**Points:** 3-13x (Last: 1/2/14; 4-3 W at WSH)

**Penalty Min:** 12 (3/10/12; 4-2 W at TB)

**Goal Streak:** 4 games-2x (Last: 3/25/14-3/31/14: 4g)

**Assist Streak:** 3 games-3x (Last: 1/4/14-1/9/14: 3a)

**Point Streak:** 6 games-3x (Last: 3/22/14-4/1/14: 4g, 3a)

## CAREER STATS

YEAR	TEAM	LEAGUE	REGULAR SEASON					PLAYOFFS				
			GP	G	A	TP	PIM	GP	G	A	TP	PIM
2007-08	Toronto Nats	GTHL	56	65	44	109	163	—	—	—	—	—
2008-09	Kitchener	OHL	63	27	24	51	34	—	—	—	—	—
2009-10 (a)	Kitchener	OHL	64	50	40	90	72	20	20	13	33	14
2010-11 (b)	Carolina	NHL	82	31	32	63	46	—	—	—	—	—
2011-12	Carolina	NHL	64	20	24	44	56	—	—	—	—	—
2012-13	Carolina	NHL	42	13	11	24	26	—	—	—	—	—
2013-14	Carolina	NHL	71	33	21	54	22	—	—	—	—	—
<b>Hurricanes/NHL Totals (4 Seasons)</b>			<b>259</b>	<b>97</b>	<b>88</b>	<b>185</b>	<b>150</b>	—	—	—	—	—

(a) June 25, 2010—Selected by the Carolina Hurricanes in the 2010 NHL Entry Draft. First Hurricanes pick, seventh overall, first round.

(b) Sept. 21, 2010—Signed by the Carolina Hurricanes to a three-year, entry-level contract.

## VS. NHL

CLUB	GP	G	A	PTS	PIM
ANA	4	0	1	1	2
ARI	3	2	0	2	2
BOS	12	3	3	6	6
BUF	13	7	2	9	10
CGY	4	1	1	2	2
CAR	0	0	0	0	0
CHI	4	1	0	1	2
COL	2	1	0	1	0
CBJ	7	4	1	5	2
DAL	5	0	1	1	4
DET	5	1	2	3	6
EDM	4	3	3	6	0
FLA	18	5	9	14	8
LA	4	3	0	3	0
MIN	3	0	1	1	0
MTL	13	4	4	8	10
NSH	5	4	4	8	0
NJ	14	9	2	11	12
NYI	12	6	4	10	12
NYR	14	6	6	12	8
OTT	13	2	3	5	8
PHI	13	6	5	11	6
PIT	13	2	5	7	10
STL	4	2	0	2	0
SJ	4	1	1	2	0
TB	16	9	3	12	20
TOR	12	4	9	13	6
VAN	3	0	0	0	0
WSH	21	7	10	17	10
WPG	14	4	8	12	4

## PERSONAL

Jeff is single and spends his summers in Toronto... He is the second-youngest of six hockey-playing siblings, including five siblings who played college hockey: Andrea (Cornell), Jennifer (Harvard), Erica (Carleton), Ben (Wilfrid Laurier) and Jillian (Mercyhurst)... Jeff was also a competitive figure skater growing up, winning a bronze medal at the 2004 Skate Canada Junior Nationals... He began playing hockey when he was 3 years old, and his first team was in the Markham house league... He cites his family as the biggest influence on his career, and his favorite player growing up was Mats Sundin... Jeff is a supporter of Toronto Sick Kids Hospital and various charities and fundraiser events... His favorite television show is Game of Thrones, his favorite movie is 300... He enjoys reading biographies... Jeff is a country music fan, and his first job was as a newspaper carrier... His

favorite meal is sushi and favorite website is YouTube.com... He enjoys watching football and is also a fan of Roger Federer and the Toronto Blue Jays... Jeff's Twitter username is @JeffSkinner... The person, past or present, that he would most like to meet is Terry Fox... His favorite former teammate is Gabriel Landeskog... Jeff wore 23 as a kid, but switched to 53 at the suggestion of his mom and brother when another player already had 23 in Kitchener... His favorite road city is New York and favorite road arena is Air Canada Centre... His most memorable hockey moments were being drafted by the Hurricanes and scoring his first NHL goal, both of which happened at Staples Center in Los Angeles... His favorite thing about playing in the NHL is playing with guys he grew up watching.



## 2013-14 SEASON

Completed his fourth NHL season with the Hurricanes... Led the team in goals (33), power-play goals (11), game-winning goals (6) and shots (274), all career highs... Ranked tied for eighth in the NHL in power-play goals, ninth in shots, tied for 11th in goals and tied for 15th in game-winning goals... Led the team in multi-goal games (6) and multi-point games (13)... Ranked second on the team in points (54) and fifth in assists (21)... Recorded two assists at WSH (10/10)... Scored his first goal of the season vs. LA (10/11)... Was placed on injured reserve on Oct. 31 with an upper-body injury, retroactive to Oct. 24... Activated from injured reserve on 11/21... Played in his 200th NHL/Hurricanes game at BOS (11/23)... Earned his first three-point game (2g, 1a) and multi-goal game of the season at WSH (12/3)... Recorded his first NHL hat trick (3g, 0a) and became the first Hurricanes skater to tally a hat trick on the road since Eric Staal on Jan. 21, 2010 at NSH (12/5)... Named the NHL's First Star for the week ending Dec. 8 after scoring five goals and earning an assist in three Carolina victories... Scored two power-play goals vs. CBJ (12/23)... Earned three points (2g, 1a) vs. MTL (12/31) and became the first member of the Carolina franchise to score two power-play goals in 37 seconds or less since Pat Verbeek on Nov. 24, 1990 with Hartford... Tallied 12 goals in December, the most in any month in his career and tied for the most in the NHL with Patrick Sharp (CHI)... Recorded his second hat trick in 13 games at WSH (1/2), becoming the third player in Carolina franchise history to score three or more goals, including the overtime game-winner, in one game... Named the NHL's First Star for the week ending Jan. 5 after earning nine points (6g, 3a) in four Hurricanes

## CAREER

Is in his fifth NHL season with the Hurricanes... Signed a six-year contract extension with Carolina on 8/8/12, which goes through the 2018-19 season... Drafted seventh overall by the Hurricanes in the 2010 NHL Entry Draft... Represented Canada at the 2011 IIHF World Championship in Slovakia, where he ranked third on the team in scoring with six points (3g, 3a) despite being the youngest player in the tournament... Notched three goals and two assists (5 points) for Canada at the 2012 IIHF World Championship... Earned four points (2g, 2a) for Canada at the 2013 IIHF World Championship... Also represented Canada at the 2009 U-18 Ivan Hlinka Memorial Tournament, leading the tournament with six goals, including two in the gold medal game against Russia... Played for the gold-medal-winning Team Ontario at the 2009 World Under-17 Challenge, scoring the game-winning goal against Russia in the championship final... **2007-08:** Totaled 109 points (65g, 44a) in 56 games for the Toronto Young Nats, prior to beginning his major junior career... **2008-09:** Notched 27 goals and 24 assists (51 points) in 63 games as a 16-year-old for Kitchener... Ranked fourth among OHL rookies in goals and 10th among rookies in points... Led Kitchener in goals and was third among Rangers skaters in points... **2009-10:** Ranked second in the OHL in goals (50) and tied for seventh in the league in scoring (90 points) in his second OHL season... Was tied for second in the league in power-play goals (21) and fourth in the OHL in game-winning goals (9)... Was the only Canadian Hockey League (QMJHL, OHL, WHL) player in his draft class to score 50 regular-season goals, and was the first Kitchener Ranger

to score 50 goals in 23 years... Played for Team OHL at the Subway Super Series, netting a pair of goals against Russia and earning Player of the Game honors... Was named MVP of Team Orr at the 2010 Top Prospects Game after tallying a goal and an assist, and was crowned the winner of the creative breakaway skills competition... Also skated in the 2010 OHL All-Star Game, netting a goal... Earned a season-high, nine-game point streak from 2/5-2/25 (8g, 8a)... Had 15 multi-goal efforts, including two hat tricks (10/30 vs. Erie, 2/20 at Owen Sound)... Notched two four-point games: 12/18 vs. Guelph (2g, 2a) and 1/23 vs. Erie (1g, 3a)... Netted the game-winner with 11 seconds remaining in the season finale vs. Owen Sound (3/12) for his 50th goal of the season... Ranked second among league skaters in points (33) and tied for first in goals (20) during the 2010 OHL playoffs, helping Kitchener advance to the Western Conference Final before falling to eventual Memorial Cup champion Windsor in seven games... Was also first among league skaters in playoff power-play goals... Earned his first career playoff hat trick with three goals in Game 4 vs. London (4/7)... Was held off the score sheet in just three of Kitchener's 20 postseason contests... Completed his junior hockey career with 141 points (77g, 64a) and 106 penalty minutes in 127 regular-season games and 33 points (20g, 13a) in 20 career OHL playoff games... **2010-11:** Completed his first NHL season with the Hurricanes... Won the Calder Trophy as the NHL's top rookie, becoming the first player in franchise history and the youngest player in NHL history to win the award... Was also voted by his peers as the Sporting News Rookie of



## CAREER CONTINUED

the Year... Ranked first among NHL rookies in points (63), second in assists (32) and third in goals (31)... Was tied for second among rookies in power-play assists (12) and power-play points (18)... Led all NHL skaters in penalties drawn (45)... Was the youngest player to spend the entire season in the NHL... Led Carolina in third-period goals (13)... Carolina was 20-4-2 when he scored a goal... Had 14 multi-point games... Earned an assist for Team Staal in the 2011 NHL All-Star Game at the RBC Center (1/30), as he became the youngest All-Star in NHL history (18 years, 259 days), breaking the record set by Steve Yzerman (18 years, 267 days) in 1984... Made his NHL debut against MIN (10/7) in the first game of the 2010 NHL Premiere in Helsinki... Became the third-youngest player in NHL history to score in the shootout when he tallied the game-winner against Niklas Backstrom (10/8)... Only younger shootout scorers were Sam Gagner (18 years, 76 days) and Sidney Crosby (18 years, 95 days)... Was the 13th player in NHL history to score in the shootout before netting a regulation NHL goal... Earned his first NHL point with an assist on Ruutu's goal, and scored the game-winning goal in the shootout vs. MIN (10/8)... With his assist, became the youngest player in franchise history to earn a point (18 years, 145 days), breaking the mark set by Paul Lawless (18 years, 172 days)... Took his first NHL penalty (interference) at OTT (10/14)... Beat Jonathan Bernier for his first NHL goal at 14:39 of the second period at LA (10/20)... At 18 years, 157 days old, he became the youngest player in franchise history to score a goal, breaking the mark held by Paul Lawless (18 years, 181 days)... Was just the second 18-year-old to score a goal in a Hurricanes sweater (Eric Staal, 10/23/03)... Had his first NHL multi-goal and multi-point game with two goals and the primary

assist on Erik Cole's game-winner at NYR (10/29)... Earned his first career multi-assist game and netted his sixth goal of the season vs. EDM (11/9)... Was named NHL Rookie of the Month for January, after tallying 14 points (9g, 5a) and a plus-6 rating in 14 games... Scored his 30th goal of the season vs. DET (4/6), becoming the youngest player in franchise history and the seventh-youngest player in NHL history to reach 30 goals (18 years, 325 days)... **2011-12:** Was second among Carolina skaters in goals (20) and third in points (44), skating in 64 games... Was third on the team in power-play assists (9) and power-play points (13) and fourth on the team in power-play goals (4)... Led Hurricanes forwards in penalty minutes (56)... Earned a career-high three assists at WSH (10/8)... Tied his career high with three points (1g, 2a) at WPG (10/22)... Skated in his 100th career NHL game, vs. PHI (11/14)... Was scratched at WPG (12/9) due to a concussion, marking his first missed NHL game... Returned to the lineup at WSH (1/15) after missing 16 games... Earned his 100th career NHL point with an assist at BUF (3/7)... Scored two goals, including the game-winner, and had a career-high 12 penalty minutes at TB (3/10)... Scored his 20th goal of the season vs. STL (3/15)... Was suspended by the NHL on 3/16 for two games for kicking STL's Scott Nichol... **2012-13:** Ranked tied for third on the team in goals (13) and was fourth on the team in points (24)... Led the Hurricanes and was 11th in the NHL in shots (159)... Scored goals in four consecutive games from 1/22-1/28 (5g, 0a)... Matched his career-highs for points and assists in a game with three assists at TOR (2/4)... Games missed due to injury: 6 (concussion: 2/18-2/26; upper-body: 4/18).

## JEFF SKINNER HIGHLIGHTS

**NHL All-Star:** Played for Team Staal at the 2011 NHL All-Star Game in Raleigh, breaking Steve Yzerman's record to become the youngest All-Star in NHL history.

**Calder Trophy:** Captured the Calder Trophy as the NHL's top rookie in 2010-11 after totaling 63 points (31g, 32a) in 82 games. Was the youngest player in league history to win the award.

**30 Goals:** Reached 30 goals in a season for the second time in career in 2013-14, becoming the first player in Hurricanes history to have two 30-goal seasons before turning 22 years old.

### Youngest in franchise history to...

- **Earn an assist** (10/8/10; 18 years, 145 days)
- **Score a goal:** (10/20/10; 18 years, 157 days)
- **Play in the All-Star Game\*:** (1/30/11; 18 years, 259 days)
- **Score 30 goals:** (4/6/11; 18 years, 325 days)
- **Win the Calder Trophy\***

\* NHL record







# ERIC STAAL 12



Center • Shoots Left

6'4" • 205 lbs.

10/29/84 • Thunder Bay, Ont.

Acquired: 2003 NHL Entry Draft

2013-14 Team: Carolina

Drafted: Carolina 2003 (1-2-1)

## HIGHLIGHTS

### NHL FIRSTS:

**Game:** 10/9/03; 3-1 L at FLA

**Point:** 10/23/03; 2-0 W at BOS (goal)

**Goal:** 10/23/03; 2-0 W at BOS (Raycroft)

**Shootout Stats:** 19 attempts, 4 goals (21.1%),  
3 game-deciding goals

### NHL HIGHS:

**Goals:** 4 (3/7/09; 9-3 W at TB)

**Assists:** 4-2x (Last: 11/9/10; 7-1 W vs. EDM)

**Points:** 6 (3/7/09; 9-3 W at TB)

**Penalty Min:** 26 (10/23/09; 5-4 L at COL)

**Goal Streak:** 6 games (4/2/04-10/12/05: 7g)

**Assist Streak:** 11 games (2/10/12-3/6/12: 14a)

**Point Streak:** 12 games (2/8/12-3/6/12: 7g, 14a)

## CAREER STATS

YEAR	TEAM	LEAGUE	REGULAR SEASON					PLAYOFFS				
			GP	G	A	TP	PIM	GP	G	A	TP	PIM
2000-01	Peterborough	OHL	63	19	30	49	23	7	2	5	7	4
2001-02	Peterborough	OHL	56	23	39	62	40	6	3	6	9	10
2002-03 (a)	Peterborough	OHL	66	39	59	98	36	7	9	5	14	6
2003-04 (b)	Carolina	NHL	81	11	20	31	40	—	—	—	—	—
2004-05	Lowell	AHL	77	26	51	77	88	11	2	8	10	12
2005-06	Carolina	NHL	82	45	55	100	81	25	9	19	28	8
2006-07	Carolina	NHL	82	30	40	70	68	—	—	—	—	—
2007-08	Carolina	NHL	82	38	44	82	50	—	—	—	—	—
2008-09	Carolina	NHL	82	40	35	75	50	18	10	5	15	4
2009-10	Carolina	NHL	70	29	41	70	68	—	—	—	—	—
2010-11	Carolina	NHL	81	33	43	76	72	—	—	—	—	—
2011-12	Carolina	NHL	82	24	46	70	48	—	—	—	—	—
2012-13	Carolina	NHL	48	18	35	53	54	—	—	—	—	—
2013-14	Carolina	NHL	79	21	40	61	74	—	—	—	—	—
Hurricanes/NHL Totals (10 Seasons)			769	289	399	688	605	43	19	24	43	12

(a) June 21, 2003—Selected by the Carolina Hurricanes in the 2003 NHL Entry Draft. First Hurricanes pick, Second overall, first round.

(b) Oct. 6, 2003—Signed a multi-year contract with the Carolina Hurricanes.

## VS. NHL

CLUB	GP	G	A	PTS	PIM
ANA	12	7	4	11	24
ARI	10	7	3	10	8
BOS	38	15	18	33	38
BUF	38	13	24	37	26
CGY	9	4	4	8	6
CAR	0	0	0	0	0
CHI	9	2	7	9	8
COL	9	1	3	4	26
CBJ	11	3	4	7	2
DAL	10	7	3	10	6
DET	11	0	9	9	10
EDM	9	4	7	11	2
FLA	60	17	29	46	34
LA	8	2	4	6	10
MIN	10	1	5	6	12
MTL	36	18	19	37	34
NSH	9	1	5	6	8
NJ	39	4	16	20	28
NYI	38	21	16	37	18
NYR	39	9	17	26	36
OTT	38	15	22	37	24
PHI	39	14	15	29	18
PIT	38	16	22	38	34
STL	11	5	3	8	12
SJ	9	4	4	8	12
TB	61	31	35	66	50
TOR	35	17	20	37	22
VAN	9	2	5	7	2
WSH	64	24	42	66	53
WPG	60	25	34	59	42

## PERSONAL

Eric and his wife, Tanya, have two sons: Parker (5) and Levi (3)... They spend their summers in Thunder Bay, Ontario... His brothers Jordan and Jared are also members of the Hurricanes' organization... His brother Marc plays for the NY Rangers... Eric hosts underprivileged children in his suite at Hurricanes home games as part of his "Eric's Entourage" initiative... He also was involved with the launch of Raleigh's Hockey is For Everyone team, the Capital City Crew, as he donated equipment for the squad... In addition to his charitable efforts in Raleigh, he helped to form the Staal Family Foundation, which benefits children fighting cancer and their families... The charity sponsored a Canadian PGA tour event in July 2014, the Staal Foundation Open in Thunder Bay... Eric's first youth team was the Wallace Repair orange team in Norwest Minor Hockey and the players he emulated growing up were Joe Sakic and Wayne Gretzky... His most prized possessions are his Stanley Cup ring and Olympic gold medal... Eric's first job was

working on his family's sod farm... His biggest hockey influences were his parents and his favorite team growing up was Toronto... His favorite food is Chinese and the British Virgin Islands are his favorite place to visit... His favorite book is Unbroken by Laura Hillenbrand... Eric's biggest talent outside of hockey is beach volleyball... His favorite movies are the Jason Bourne films and his favorite TV show is Modern Family... His iPod is full of "pretty much anything country"... The celebrity he would most like to meet is Rory McIlroy... He wears number 12 because it was his dad's number... His favorite former teammate is Andrew Ladd... His most memorable goal was his series-clincher with 32 seconds remaining in regulation in Game 7 of the 2009 Eastern Conference Quarterfinals at New Jersey... Eric's favorite thing to do in the Triangle is to enjoy time outdoors with his sons... His favorite road arena is the Bell Centre in Montreal, and his favorite road city is New York.



## 2013-14 SEASON

Completed his 10th NHL season with the Hurricanes... Led the team in assists (40), points (61) and multi-point games (11)... Marked the seventh time in his 10-year career that he has led the Hurricanes in scoring... Ranked third on the team in goals (21)... Was tied for the team lead in multi-assist games (8)... Led Hurricanes forwards in time on ice per game (20:17)... Selected by teammates as Carolina's nominee for the 2013-14 King Clancy Memorial Trophy, marking the fourth time he has been nominated for the honor... Ranked second in the NHL in takeaways (77)... Passed Kevin Dineen for third place on the franchise's all-time games-played list (709) vs. ANA (11/15)... Scored the 15th shorthanded goal of his career at STL (11/16)... Extended his point streak to a season-high seven games and assist streak to five games at NJ (11/27)... Earned three points (1g, 2a) at PHX (12/14)... Recorded three points (1g, 2a) and won

29-of-40 faceoffs (73%) vs. MTL (12/31)... Passed Glen Wesley for first place on the Hurricanes' (since relocation) games-played list with 730 vs. MTL (12/31)... Missed his first game since Feb. 26, 2011, snapping his 191 consecutive games-played streak, vs. NSH (1/5)... Recorded his first multi-goal game (2g, 0a) of the season vs. CBJ (1/27)... Earned 35 points (11g, 24a) in 31 games from 11/15-1/27... Passed Ron Francis for first place on the franchise's all-time shots list (2,542) vs. FLA (2/7)... Games missed due to injury: 3 (Lower-body: 1/5-1/10)... **Longest goal streak:** 2 games (11/15-11/16: 2g, 0a; 1/25-1/27: 3g, 0a; 2/25-2/27: 2g, 0a; 4/1-4/3: 2g, 0a)... **Longest assist streak:** 5 games (11/18-11/27: 1g, 6a)... **Longest point streak:** 7 games (11/15-11/27: 3g, 6a)... **Multi-goal games:** 2 (last: 4/13 at PHI: 2g, 0a)... **Multi-assist games:** 8 (last: 3/21 at CHI: 0g, 2a)... **Multi-point games:** 11 (last: 4/13 at PHI: 2g, 0a).

## CAREER

Is in his 11th NHL season with the Hurricanes... Was named the 13th captain in franchise history on Jan. 20, 2010... Signed a seven-year extension with the team on Sept. 11, 2008, that goes through the 2015-16 season... Has appeared in four NHL All-Star Games, and is the only player in franchise history to appear in the event four consecutive times... Has been involved with Canada in major international competition five times... Won a gold medal as a member of Team Canada at the 2010 Winter Olympics in Vancouver, earning six points (1g, 5a) in seven games... With his Olympic gold medal, became the 23rd player in history to enter the "Triple Gold Club" (Olympic gold, Stanley Cup, World Championship), and the first active Hurricane to win Olympic gold... Also has international experience as a reserve for the 2006 Winter Olympic Games in Torino, Italy, as a member of the gold-medal-winning Canadian team at the 2007 IIHF World Championship and as a member of the silver-medal-winning team at the 2008 IIHF World Championship... Served as captain for Canada's team at the 2013 IIHF World Championship... Selected by the franchise with the second overall pick in the 2003 NHL Entry Draft... Was the top-rated North American skater in the NHL's Central Scouting Registry for the 2003 Entry Draft... **2000-01:** Ranked third for Peterborough in scoring with 49 points (19g, 30a) in his rookie OHL season... Played for Team Ontario in the U-17 World Championship in Nova Scotia... Won gold with Canada's under-18 team at the 2001 Six Nations Tournament in the Czech Republic... **2001-02:** Ranked third on Peterborough in scoring with 62 points (23g, 39a) in 56 games... Was named to the OHL's Eastern Conference All-Star team for the CHL All-Star Weekend... Served as an alternate captain for the Canadian under-18 national team at the 2002 U-18 World Championship... **2002-03:** Led Peterborough and ranked seventh in the OHL in scoring with 98 points (39g, 59a) in 66 games... Was sixth in the OHL in goals (39)... Notched 14 points (9g, 5a) in seven playoff games for the Petes... Was named a 2002-03 Canadian Hockey League (CHL) First-Team All-Star... Participated in the CHL Home Hardware Top Prospects Game Jan. 22 in Kitchener, Ont... Played for the OHL Eastern Conference All-Stars for the second consecutive season in the CHL All-Star Series... Was an alternate captain for Peterborough... **2003-04:** Completed his rookie NHL season, making the jump from junior hockey straight to the NHL in his draft year... Was tied for ninth among NHL rookies in scoring (31), tied for 12th in goals (11), tied for ninth in assists (20) and fourth in shots (164)... Had a five-game assist streak from Oct. 23-Nov. 1 (1g, 5a) – the longest assist streak by an NHL rookie that season... Participated in the NHL YoungStars Game at the NHL All-Star Weekend in St. Paul, Minn., on Feb. 7, scoring the game's first goal for the Eastern Conference... Made his

NHL debut at FLA (10/9), 20 days before his 19th birthday... Recorded his first NHL penalty, tripping, vs. FLA (10/13)... Scored his first NHL goal – the game-winner – when he beat Bruins netminder Andrew Raycroft 1:57 into the game and earned his first NHL assist when he set up Jeff O'Neill 12:47 into the third period at BOS (10/23)... Scored his first career overtime goal and had an assist vs. LA (11/8)... Scored the first shorthanded goal of his career vs. ATL (1/18)... Missed his first NHL game with a torso injury at PIT (3/19)... Led the NHL in goals during the preseason with seven... **2004-05:** Spent the entire season with Lowell (AHL), establishing new Lock Monsters franchise records in points (77), assists (51), plus/minus (+37) and shorthanded goals (7) in a season... Led AHL in shorthanded goals and plus/minus... Had a team record 12-game point streak (1/5-1/30: 5g, 15a)... In one season, equaled Lock Monsters career record for shorthanded goals (7)... Ranked 10th in AHL in points... Earned an assist for the Canadian All-Stars in 2005 AHL All-Star Classic... Was second on team in scoring (10 points) and led the team in assists (8) and shots (37) in 11 Calder Cup Playoff games... Scored game-winning goal in 3-2 Game 5 win against Hartford in the Atlantic Division Semifinal (4/28)... **2005-06:** Ranked sixth in the NHL in points (100), eighth in the NHL in goals (45) and tied for eighth in power-play goals (19)... Led Carolina in goals (45), assists (55), points (100) and shots (279)... Was named MVP by the Carolina chapter of the Professional Hockey Writers Association... Began the season with a four-game goal streak (10/5-10/12: 5g, 3a), one game short of the franchise record (Kevin Dineen, five games, 1990-91)... Earned his first career hat trick vs. PHI (10/28)... Celebrated his 21st birthday with a career-high four assists at PIT (10/29)... Was named NHL Offensive Player of the Week on Oct. 31 for the week of 10/24-10/30... Was named NHL Offensive Player of the Month for October on Nov. 1... Was the first player to be named Player of the Month for the franchise since Mike Rogers earned the honor in Dec. 1980... Had his then-career-high 10-game scoring streak (10/20-11/11: 7g, 13a) snapped vs. ATL (11/12)... Played in his 100th NHL/Hurricanes game at NYR (11/19)... Scored his 25th goal of the season in the team's 34th game, becoming the fastest player to 25 goals in franchise history... Reached the 50-point mark in the team's 35th game, tying the franchise record for fastest player to reach 50 points in a single season (Mike Rogers in 1980-81: 35 games)... Returned after taking a high stick to the mouth in first period to score his second career hat trick and earn an assist on John Deere hat day at the RBC Center vs. STL (1/15)... Named NHL Offensive Player of the Week for the second time of the season for the period ending Jan. 15 (3gp, 3g, 4a, +3)... Reached the 30-goal mark for the first time in his

career with the game-winner vs. NYI (1/19)... Netted a pair of goals and earned an assist at MTL (1/31) to reach the 100-point plateau in his NHL career... Was named NHL Offensive Player of the Week for the period ending March 5 after tallying three goals and four assists (7 points) in Carolina's three games March 1-4... Scored his 40th goal of the season and earned an assist at MTL (3/16)... Had his first NHL fight when he scrapped with Jeff Halpern vs. WSH (4/3)... With a goal and an assist at TB (4/15), he became the first player to reach 100 points in a season for the franchise... Completed his first NHL playoff season... Ranked first in the league in points (28 points), first in assists (19), first in power-play goals (7), first in power-play assists (10), first in power-play points (17) and first in shots (87)... Had points in 20 of Carolina's 25 playoff games... Had a 15-game point streak from April 24 through May 28 (7g, 13a), establishing a new franchise playoff record... Established franchise playoff records for assists (19), points (28) and shots (87) in a single playoff year... Made his NHL playoff debut in Game 1 vs. MTL (4/22)... Matched John Anderson's franchise record for assists in a playoff game with four helpers in Game 2 vs. MTL (4/24)... His assist on Brind'Amour's first power-play goal was his first career NHL playoff point... Netted his first career playoff goal, beating Cristobal Huet for the overtime winner in Game 3 at MTL (4/26)... Scored a goal to tie the game with three seconds remaining in the third period of Game 2 vs. NJ (5/9) to force overtime... Scored a pair of power-play goals and assisted on Whitney's goal in Game 5 vs. EDM (6/14)... **2006-07:** Was third on the team in goals (30), assists (40) and points (70)... Led the team and ranked 14th in the NHL in shots (288)... Was tied for the team lead in power-play goals (12)... Was one of four Hurricanes to play in all 82 games... Notched his third career hat trick including the game-winning goal vs. DAL (11/18)... Played his 200th NHL game vs. FLA (12/23)... Tied with Atlanta's Marian Hossa for first place in the Shooting Accuracy contest at the 2007 Dodge Nitro/NHL SuperSkills competition, hitting all four targets in five shots... Played in his first NHL All-Star Game on Jan. 24 in Dallas, scoring a goal for the Eastern Conference... Earned his 100th NHL/Hurricanes assist at MTL (2/6)... Reached the 30-goal mark for the second consecutive season and earned his 200th career NHL point with an assist vs. FLA (4/7)... **2007-08:** Ranked tied for 11th in the NHL in goals (38), tied for 11th in power-play goals (14) and eighth in shots (310)... Ranked first on the team and tied for 15th in the NHL in scoring (82 points)... Was named the team's Most Valuable Player by the Carolina chapter of the Professional Hockey Writers Association... Was the only Hurricane to play in all 82 games... Led Carolina in goals (38), assists (44), power-play goals (14), power-play points (35), game-winning goals (7), shots (310), takeaways (56), and total time on ice (1,774 mins.)... Led the Hurricanes in multi-goal games (4), multi-assist games (10) and multi-point games (23)... Beat Huet for his first career penalty shot goal vs. MTL (10/26) on his second career penalty shot attempt... Scored his 100th career NHL goal with a first-period tally vs. TB (11/23), making him the sixth-fastest player to reach 100 goals in franchise history (268 games)... Earned his fourth career hat trick with three third-period goals, including a power-play, penalty-shot goal against Garon vs. EDM (1/18)... Was named Most Valuable Player of the 2008 NHL All-Star Game, scoring a pair of goals and assisting on the game-winner as the Eastern Conference defeated the West 8-7 at Philips Arena in Atlanta (1/27)... Played his 300th career NHL game at PIT (2/2)... Scored the Hurricanes' first goal, earned two assists and broke the Hurricanes record for shots in a game with 12 vs. ATL (3/28)... **2008-09:** Ranked tied for fifth in the NHL in goals (40) and tied for seventh in the league in game-winning goals (8)... Was tied for eighth in the NHL in power-play goals (14) and was second in shots (372)... Was first on the team in goals (40), power-play goals (14), game-winning goals (8), shots (372) and plus/minus (+15) and second among Hurricanes in points (75) and assists (35-tied)... Was one of only two Hurricanes to play in all 82 games... Was selected by his teammates as Carolina's nominee for the King Clancy Trophy, honoring leadership and commitment to the community... The Hurricanes were 22-3-2 when he scored a goal... Reached the 40-goal mark for the second time in his career... Notched his fifth career hat trick with three goals, including the game-winner, vs. PHX (11/21)... Recorded his 300th career NHL point with his first of two goals at PHI (12/11)... Earned his sixth-career hat trick with three third-period goals at ATL (12/26), matching the franchise record for goals in one period... Played in his 300th consecutive regular-season game vs. BUF (1/17)... Represented the Eastern Conference in his third consecutive All-Star Game on Jan. 25, extending his All-Star goal streak to three games with a first-period tally... Established career highs and matched franchise records for goals and points in a game with four goals and two assists at TB (3/7)... It marked the first time a player had scored four goals in a game for the franchise since Ron Francis did so on 2/12/84 vs. EDM, and the first time a player had notched six points since Francis had three goals and three assists on 10/8/89 at QUE... Played his 400th career NHL game vs. NYI (3/20)... Set a franchise record with his fourth hat trick of the season, earning four points total (3g, 1a) vs. NYI (4/7)... Skated in all 18 of the Hurricanes' playoff games contests, ranking first on the team and sixth in the NHL in playoff goals (10)... Ranked first on the team and tied for ninth in the NHL in playoff scoring (15 points)... Matched his playoff career high with two goals had

an assist in Game 6 vs. NJ (4/26)... Netted the game-winning goal with 32 seconds remaining in Game 7 at NJ (4/28), the latest regulation game-winner in a Game 7 in NHL history... Scored a pair of goals in Game 4 vs. BOS (5/8) to move past Ron Francis (39 points) for first in franchise history in playoff scoring... **2009-10:** Led the Hurricanes in points (70), assists (41), power-play goals (13) and shots (277)... Was second on the team in goals (29)... Also led Carolina in multi-goal games (5) and multi-point games (17) and was tied for first in multi-assist games (10)... Ranked tied for 26th in the NHL in scoring (70 points), tied for sixth in power-play goals (13) and 13th in shots (277), despite missing 12 games... Had 65 points in his final 57 games after returning from injury (26g, 39a)... Left the game at BOS (10/3) after being struck by a puck, but returned after receiving more than 20 stitches and scored his first goal of the season... Missed the game at FLA (11/4) with an upper-body injury, ending his consecutive games played streak at 349... The streak ranked second in franchise history, behind Dave Tippet's 419-game streak from March 3, 1984-Oct. 7, 1989... Including the playoffs, he had played in 392 consecutive games for Carolina... Earned his 200th career NHL assist, vs. WSH (11/30)... Earned five points in a single game for the second time in his NHL career with two goals and three assists at WSH (12/28)... Was named the 13th captain in franchise history on Jan. 20... Earned his ninth career hat trick in his first game as team captain, at ATL (1/21)... Scored a goal and added an assist vs. NYI (1/28) to reach 400 career points in his 450th career NHL game... Had a then-career-long, 11-game point streak from 1/16-2/5 (10g, 7a)... Earned four points, including two goals and two assists, and was (+4) at TB (4/6)... On hat giveaway night, netted his 10th career hat trick, passing Ron Francis for first in franchise history in that category, and earned a pair of assists vs. MTL (4/8)... Was named the NHL's Second Star of the Week for the week ending 4/11, after notching nine points (5g, 4a) in the final three games (4/6-4/10)... Missed 12 games due to injury/personal reasons... **2010-11:** Led the Hurricanes in goals (33), assists (43) and points (76)... Ranked tied for 11th in the NHL in scoring (76 points), tied for 12th in goals (33)... Was tied for seventh in the NHL in power-play goals (12) and game-winning goals (8) and tied for 10th in shorthanded goals (3)... Matched his career high with four assists vs. EDM (11/9)... Notched his 11th career hat trick, including his 200th NHL goal, and added a pair of helpers for a five-point game vs. OTT (11/17)... Played in his 500th career NHL game and netted his 10th goal of the season vs. WSH (11/24)... Earned his 12th career hat trick and second of the season with a natural hat trick vs. ANA (12/18)... Was named the NHL's Third Star of the Week for the week ending 12/19, after totaling five points (4g, 1a) in three Hurricanes victories... Scored his 20th goal of the season at FLA (1/7), making him the third player in franchise history to score 20 or more goals in six consecutive seasons... Scored a shorthanded goal and added a pair of assists vs. TB (1/15) to pass Rod Brind'Amour (473 points) for first in Hurricanes history (since relocation) and third in franchise history in scoring... Had points in eight consecutive games from 1/1-1/15 (4g, 6a), the team's season-long streak... Netted a pair of goals in the 2011 NHL All-Star Game at the RBC Center (1/30), extending his All-Star goal-scoring streak to four games... Served as captain for "Team Staal" during NHL All-Star Weekend, as his team won the Honda NHL SuperSkills (1/29) before falling 11-10 in the NHL All-Star Game (1/30)... Was named the NHL's First Star of the Week for the week ending 1/31 after scoring four points (2g, 2a) in a pair of Carolina wins... Scored his 30th goal at TB (3/25)... Earned his 500th career NHL point with the Hurricanes' only goal vs. BUF (4/3)... Missed one game due to injury (upper-body: 2/26)... **2011-12:** Led the team in goals (24), assists (46) and points (70)... It marked his seventh consecutive 70-point season... Ranked fifth among NHL forwards in average ice time per game (21:32), was tied for fourth in the NHL in shorthanded goals (3) and was 21st in points (70)... Was one of four Hurricanes to skate in all 82 games... Also led Carolina in shots (262), power-play goals (7), power-play assists (16), power-play points (23), shorthanded goals (3), shorthanded assists (2) and shorthanded points (5)... Was selected by his teammates as the winner of the Steve Chiasson Award and Carolina's nominee for the King Clancy Trophy... Was named team MVP by the Carolina chapter of the Professional Hockey Writers' Association... Had 34 points (13g, 21a) and a plus-3 plus/minus rating in 31 games after the NHL All-Star Break (51 gp, 11-25-36, -23 prior to break)... Carolina was 11-2-4 when he scored a goal... Played in his 600th NHL/Hurricanes game and had two assists at TB (12/31)... Collected a season-high three assists to pass Rod Brind'Amour (299) for second in franchise history in assists, at TB (1/12)... Scored shorthanded vs. WSH (2/20) to pass Dave Tippet for first in franchise history in shorthanded goals... Assisted on Tlusty's goal at WSH (3/6) to set a new franchise record for longest assist streak (11 games)... It was the longest assist streak in the NHL during the 2011-12 season... Also established a new Carolina record (since relocation) for longest point streak (12 games)... Scored his 250th career goal vs. WPG (3/30)... **2012-13:** Ranked first among Hurricanes and sixth in the NHL in scoring with 53 points (18g, 35a)... Ranked first on the team and tied for sixth in the NHL in assists (35) and second on the team and tied for 18th in the NHL in goals... Had an 11-game point streak from 1/24-2/14 (8g, 9a), the longest point streak in the NHL for the season... Was one

of three Carolina skaters to play in all 48 games... Also led the Hurricanes in game-winning goals (4), multi-point games (14) and was tied for first on the team in power-play points (9)... Earned his 13th career hat trick with three goals vs. BUF (1/24), passing Kevin Dineen (250) for second place on the Hurricanes' all-time goals list with his first

goal... Registered his 600th NHL/Hurricanes point vs. BUF (3/5)... Passed Jeff O'Neill (673) for fifth on the franchise games played list at TOR (3/28)... Had points in nine of the final 10 games of the season (4/9-4/27: 2g, 10a).



## FRANCHISE IMPACT

**Highest draft pick:** On June 22, 2003, matched Sylvain Turgeon (1983) and Chris Pronger (1993) as the highest draft pick taken in franchise history, second overall in the 2003 NHL Entry Draft.

**Consistency:** Has recorded 20 goals or more in eight of the last nine seasons, and is the only player in franchise history to record six consecutive 25-goal seasons.

**Durability:** Including the playoffs, has missed just 17 games in his NHL career, playing in 98 percent of Carolina's games since the start of the 2003-04 season.

**National exposure:** Has been featured in major publications including GQ, Sports Illustrated, ESPN The Magazine, The New York Times, FHM and USA Today and was on the cover of the EA Sports video game NHL 08.

**Consecutive All-Star appearances:** Appeared in four consecutive All-Star Games from 2007-2011, becoming the first player in franchise history to do so. Served as captain of "Team Staal" at the 2011 NHL All-Star Game in Raleigh, and has scored at least one goal in each of his four All-Star Games.

**Triple Gold Club:** With his Olympic gold medal in 2010, became the 23rd player in history to enter the "Triple Gold Club" (Olympic gold, Stanley Cup, World Championship), and the first active Hurricane to win Olympic gold.

**All-Star Game MVP:** Was the first player in franchise history to earn All-Star Game Most Valuable Player honors after scoring a pair of goals and assisting on Marc Savard's game-winner, as the Eastern Conference defeated the Western Conference 8-7 at the 2008 All-Star Game at Philips Arena in Atlanta.

### FRANCHISE RECORDS:

- \* **Goals in a game:** 4 in a 9-3 victory at Tampa Bay on March 7, 2009, matching the record held by Ron Francis and Jordy Douglas
- \* **Points in a game:** 6 in a 9-3 victory at Tampa Bay on March 7, 2009, matching the record held by Ron Francis and Paul Lawless

- \* **Hat tricks in a season:** 4, set during the 2008-09 season
- \* **Assist streak:** 11 games, set from Feb. 10 - March 6, 2012 (6g, 14a)
- \* **Hat tricks, career:** 13, passed Ron Francis for first in franchise history with a hat trick on April 8, 2010, vs. Montreal
- \* **Shorthanded goals, career:** 16, passed Dave Tippett for first in franchise history on March 20, 2012, vs. Washington
- \* **Shots, career:** 2,630, passed Ron Francis for first in franchise history on Feb. 7, 2014, vs. Florida
- \* **Playoff points, career:** 43, passed Ron Francis for first in franchise history in playoff scoring during the 2009 playoffs
- \* **Playoff goals, career:** 19, passed Rod Brind'Amour for first in franchise history in playoff goals during the 2009 playoffs
- \* **Consecutive 30-goal seasons:** 4, 2005-06 through 2008-09, matching Blaine Stoughton's record
- \* **Consecutive 25-goal seasons:** 6, 2005-06 through 2010-11, breaking Kevin Dineen's record
- \* **Goals in a period:** 3, a franchise mark he tied two more times during the 2008-09 season, most recently March 7, 2009
- \* **Goals by a center (season):** 45 goals in 2005-06 broke record set by Mike Rogers (44) in 1979-80
- \* **Fastest to 50 points in a season:** 35 games in 2005-06, tied Mike Rogers' mark set in 1980-81
- \* **Fastest to 25 goals in a season:** 34 games in 2005-06, broke Blaine Stoughton's mark set in 1981-82 (35 games)
- \* **Assists in a playoff game:** 4 in a 6-5 double-overtime loss to Montreal on April 24, 2006, tying John Anderson's record set on April 12, 1986
- \* **Assists in a playoff season:** 19 in 2006, broke Ron Francis' record (10) set in 2002
- \* **Points in a playoff season:** 28 in 2006, broke Ron Francis' record (16) set in 2002
- \* **Shots in a playoff season:** 87 in 2006, broke Jeff O'Neill's record (72) set in 2002
- \* **Point streak in a playoff season:** 15 games, established from April 24-May 28, 2006 (7g, 13a)





# JORDAN STAAL 11



Center • Shoots Left

6'4" • 220 lbs.

9/10/88 • Thunder Bay, Ont.

Acquired: 6/22/12, Trade with PIT

2013-14 Team: Carolina

Drafted: Pittsburgh 2006 (1-2-1)

## HIGHLIGHTS

### NHL FIRSTS:

**Game:** 10/5/06; 4-0 PIT W vs. PHI

**Point:** 10/12/06; 6-5 PIT W vs. NYR (goal)

**Goal:** 10/12/06; 6-5 PIT W vs. NYR (Lundqvist)

### NHL HIGHS:

**Goals:** 3-2x (Last: 11/11/08; 7-6 PIT OT W at DET)

**Assists:** 3-3x (Last: 1/9/14; 6-1 CAR W vs. TOR)

**Points:** 4-2x (Last: 1/9/14; 6-1 CAR W vs. TOR)

**Penalty Min:** 17 (11/27/09; 3-2 PIT L at NYI)

**Goal Streak:** 5 games (2/3/07-2/10/07: 7g)

**Assist Streak:** 10 games (2/25/12-3/17/12: 10a)

**Point Streak:** 10 games (2/25/12-3/17/12: 3g, 10a)

## CAREER STATS

YEAR	TEAM	LEAGUE	REGULAR SEASON					PLAYOFFS				
			GP	G	A	TP	PIM	GP	G	A	TP	PIM
2004-05	Peterborough	OHL	66	9	19	28	29	14	5	5	10	16
2005-06 (a)	Peterborough	OHL	68	28	40	68	69	19	10	6	16	16
2006-07	Pittsburgh	NHL	81	29	13	42	24	5	3	0	3	2
2007-08	Pittsburgh	NHL	82	12	16	28	55	20	6	1	7	14
2008-09	Pittsburgh	NHL	82	22	27	49	37	24	4	5	9	8
2009-10	Pittsburgh	NHL	82	21	28	49	57	11	3	2	5	6
2010-11	Pittsburgh	NHL	42	11	19	30	24	7	1	2	3	2
2011-12	Pittsburgh	NHL	62	25	25	50	34	6	6	3	9	2
2012-13 (b)	Carolina	NHL	48	10	21	31	32	—	—	—	—	—
2013-14	Carolina	NHL	82	15	25	40	34	—	—	—	—	—
Hurricanes Totals (2 Seasons)			130	25	46	71	66	—	—	—	—	—
NHL Totals (8 Seasons)			561	145	174	319	297	73	23	13	36	34

(a) June 24, 2006—Selected by the Pittsburgh Penguins in the 2006 NHL Entry Draft. 1st Penguins pick, 2nd overall, 1st round.

(b) June 22, 2012—Acquired by the Carolina Hurricanes from the Pittsburgh Penguins in exchange for Brandon Sutter, Brian Dumoulin and a first-round selection in the 2012 NHL Draft (Derrick Pouliot).

## VS. NHL

CLUB	GP	G	A	PTS	PIM
ANA	8	2	3	5	2
ARI	7	0	3	3	8
BOS	28	4	14	18	14
BUF	27	8	11	19	12
CGY	6	1	2	3	2
CAR	21	5	5	10	16
CHI	7	2	2	4	2
COL	8	5	6	11	2
CBJ	11	3	3	6	4
DAL	8	3	3	6	10
DET	11	4	4	8	4
EDM	7	3	4	7	4
FLA	27	5	10	15	14
LA	8	4	1	5	4
MIN	8	1	1	2	9
MTL	27	5	8	13	6
NSH	6	2	1	3	2
NJ	43	11	9	20	20
NYI	44	11	13	24	39
NYR	43	10	12	22	32
OTT	25	6	13	19	4
PHI	43	12	8	20	16
PIT	7	0	3	3	0
STL	6	1	2	3	4
SJ	8	1	3	4	4
TB	29	6	9	15	12
TOR	25	11	9	20	14
VAN	6	1	2	3	0
WSH	31	7	3	10	27
WPG	26	11	7	18	10

## PERSONAL

Jordan and his wife, Heather, were married on June 22, 2012, the same day that he was traded to the Hurricanes... His brother Eric was drafted by the Hurricanes in 2003 and serves as the team's captain... His brother Jared is also a member of the Hurricanes organization, and his brother Marc plays for the NY Rangers... Jordan helped to form the Staal Family Foundation, which benefits children fighting cancer and their families... He says his parents had the biggest influence on his career, and his favorite player growing up was Joe Thornton... His first youth team was the Norwest Super Squirts and his first job was working on his father's sod farm... Jordan's favorite television show is Family Guy, favorite movie is Gladiator and favorite food is pierogies... His preferred vacation spot is

"a beach" and his favorite Triangle restaurant is Nina's... Jordan enjoys watching football and is a fan of the Pittsburgh Steelers... His favorite athlete outside of hockey is Tiger Woods... His favorite website is nhl.com and favorite video game is Modern Warfare 3... The celebrity Jordan would most like to meet is Denzel Washington... His favorite holiday is Christmas... He's worn No. 11 his entire life, and chose it because it was close to the No. 12 that both his father and his brother, Eric, wear... His favorite road city is Boston, favorite road arena is Bell Centre and favorite team to play against is Philadelphia... His most memorable hockey moment was winning the Stanley Cup with the Penguins in 2009.





## 2013-14 SEASON

Completed his eighth NHL season and second with the Hurricanes... Was one of two Hurricanes to play in all 82 games... Ranked fourth on the team in assists (25), fifth in points (40) and sixth in goals (15)... Led the team in hits (194) for the second consecutive season... Ranked second on the team and 17th in the NHL in faceoff win percentage (54.4%)... Named the winner of the Josef Vasecek Award by the Carolina chapter of the Professional Hockey Writers' Association (PHWA) for cooperation with the local media (4/10)... Recorded his first assist of the season at WSH (10/10)... Scored his first goal of the season at NYI (10/19)... Earned his first multi-point game (1g, 1a) of the season vs. COL (11/12)... Played in his 500th NHL game vs. BOS (11/18)... Registered a season-high two-game goal streak (11/29-12/1: 2g, 0a)... Earned his first multi-assist game of the season (0g, 2a) vs. CBJ (12/23)... Recorded an assist and won 20-of-27 faceoffs (74%) vs. MTL (12/31)... Scored a goal and won 13-of-18 faceoffs (72%) at NYI (1/4)... Earned his 300th NHL point and tied his career high with four points (1g, 3a) vs. TOR (1/9)... Played in

his 100th Hurricanes game and scored his first game-winning goal of the season vs. CBJ (1/27)... Won 10-of-12 faceoffs (83%) vs. MTL (2/8)... Won 18-of-27 faceoffs (67%) and recorded a season-high seven hits at SJ (3/4)... Won 21-of-25 faceoffs (84.0%) vs. BUF (3/13), marking the highest single-game faceoff win percentage by a Hurricanes player since 2008... Recorded multi-point performances in three consecutive regular-season games for the first time in his career (3/8-3/13: 1g, 5a)... Stretched his assist streak to a season-high four games (3/8-3/15: 1g, 6a) at BOS (3/15)... Scored a goal to extend his point streak to a season-high six games (3/7-3/16: 3g, 6a) vs. EDM (3/16)... Skated a season-high 24:06 of ice time at CHI (3/21)... Earned an assist and won 13-of-16 faceoffs (81%) vs. WSH (4/10)... **Longest goal streak:** 2 games (11/29-12/1: 2g, 0a)... **Longest assist streak:** 4 games (3/8-3/15: 1g, 6a)... **Longest point streak:** 6 games (3/7-3/16: 3g, 6a)... **Multi-assist games:** 5 (last: 3/25 vs. NYI: 0g, 2a)... **Multi-point games:** 8 (last: 3/25 vs. NYI: 0g, 2a).

## CAREER

Is in his ninth NHL season and third with the Hurricanes... Acquired by the Hurricanes from Pittsburgh on 6/22/12 in exchange for Brandon Sutter, Brian Dumoulin and a first-round pick in the 2012 NHL Draft (Derrick Pouliot)... Signed a 10-year contract extension with the Hurricanes on 7/1/12, which goes through 2022-23... Selected by the Penguins with the second overall pick in the 2006 NHL Entry Draft... Nominated for the Calder Trophy (rookie of the year) in 2006 and the Selke Trophy (best defensive forward) in 2010... Played in a Penguins-franchise-record 358 consecutive games including playoffs (328, Ron Schock) from 12/7/06-4/30/10... His 302-game, regular-season, games-played streak ranks second in Penguins history (313, Schock)... Represented Canada at the 2007 IIHF World Championships along with his brother, Eric, earning a pair of assists and winning a gold medal... Earned three points (1g, 2a) and was (+5) in eight games at the 2013 IIHF World Championship for Canada... Was invited to Canada's orientation camps for the 2010 Olympic Games and the 2014 Olympic Games... **2004-05:** Completed his first season with Peterborough of the Ontario Hockey League (OHL), the same team his brother, Eric, played for in junior hockey... Earned 28 points (9g, 19a) in 66 regular-season games as a 16-year-old for the Petes... Was third on the team in playoff goals with six, totaling 10 points in 14 postseason contests... **2005-06:** Scored 68 points (28g, 40a) in 68 games for Peterborough... Tied for eighth in the OHL in game-winning goals (7)... Selected to play in the 2006 OHL All-Star Game, earning a pair of assists in the contest... Was second among Petes skaters with 10 goals and totaled 16 points (10g, 6a) in 19 playoff games as Peterborough captured the OHL championship... The Petes lost just three of their 19 games en route to the title and a berth in the 2006 Memorial Cup... **2006-07:** Completed his rookie NHL season with the Penguins in his draft year, totaling 42 points (29g, 13a) in 81 games... Ranked second among league rookies in goals (29), trailing only teammate Evgeni Malkin... Established an NHL rookie record with seven shorthanded goals... Also established an NHL record for shooting percentage by a rookie (22.1%), leading all NHL players in that category... Ranked first among

Penguins skaters and tied for second among NHL rookies in plus/minus (+16)... Was seventh on the team and sixth among NHL rookies in points (42)... Was a finalist for the Calder Trophy as the league's top rookie... Named to the NHL's All-Rookie Team... Made his NHL debut vs. PHI (10/5)... Scored his first NHL goal, a shorthanded tally against Henrik Lundqvist, vs. NYR (10/12)... Scored a pair of shorthanded goals vs. CBJ (10/21) to become the youngest player in NHL history to net two shorthanded goals in a game... One of those two goals was on a penalty shot, as he also became the youngest player to score on a penalty shot... Was the first NHL player since 1982 to score his first three NHL goals shorthanded... Netted his 20th goal of the season vs. PHI (2/8), becoming the third-youngest player in NHL history to reach the 20-goal mark, trailing only Ted Lindsay and Sidney Crosby... Was plus or even in 25 consecutive games from 12/15-2/10... Became the youngest player in NHL history (18 years, 153 days) to record a hat trick when he netted three goals, including the overtime winner, vs. TOR (2/10)... Appeared in his first Stanley Cup playoffs, tying Sidney Crosby for the team lead in playoff goals with three as the Penguins dropped a five-game series to Ottawa... Notched a goal in his playoff debut in Game 1 vs. OTT (4/11), becoming the fifth-youngest player in NHL history to score a playoff goal... **2007-08:** Finished the regular-season with 28 points (12g, 16a) in 82 games, and was tied for third among Penguins skaters in game-winning goals (4)... Scored seven of his last nine goals on the road... Had a season-high three points (2g, 1a) vs. TB (1/10)... Appeared in all 20 of Pittsburgh's Stanley Cup playoff games as the Penguins won the Eastern Conference championship before falling to Detroit in the Stanley Cup Final... Was tied for third on the team in playoff goals (6)... Ranked fourth on the team in hits (45) and led Penguins forwards in shorthanded ice time per game (3:16) in the playoffs... Netted the game-winning goal in Game 2 of the conference semifinals vs. NYR (4/27)... Scored two third-period goals in Game 4 vs. PHI (5/15)... **2008-09:** Set then-career-highs in assists (27) and points (49), adding 22 goals... Led Penguins forwards and ranked second on the team in shorthanded ice time per

game (3:31)... Ended the regular season on a then-career-high, six-game scoring streak (4/1-4/11: 2g, 6a)... Posted his second career hat trick and set a single-game high in points with three goals and an assist at DET (11/11), scoring all three goals in the third period, assisting on the game-winning overtime goal... Netted his 50th career goal at OTT (12/6)... Recorded his first multi-assist game with a pair of helpers vs. NYI (12/11)... At 20 years, 111 days, became the youngest player in NHL history to play in his 200th game (Patrick Marleau – 20 years, 115 days), vs. BOS (12/30)... Earned his 100th career point with an assist vs. SJ (2/11)... Tallied his 50th career assist vs. BOS (3/11)... Totaled nine playoff points (4g, 5a) including a pair of critical goals during the Stanley Cup Final in helping the Penguins capture the 2009 Stanley Cup title... Matched against opposing teams' top forward combination, he held Philadelphia's Jeff Carter to one goal in the Penguins six-game, opening-round series against Philadelphia, and brother Eric to one goal in the Eastern Conference Final... Scored a shorthanded goal to tie Game 4 of the Stanley Cup Final vs. DET (6/4), with the Penguins trying to avoid a three-games-to-one series deficit... Netted the first goal of the game in Pittsburgh's Game 5 victory vs. DET (6/9)... **2009-10:** Matched his then-career-high with 49 points (21g, 28a), skating in all 82 games for Pittsburgh and establishing his career-high in assists (28)... It marked the third consecutive season in which he played in all 82 games... Led the Penguins with a career-best, plus-19 rating... Also led Pittsburgh in shorthanded ice time per game (3:20)... Was a finalist for the Selke Trophy as the NHL's top defensive forward... Voted by his peers as the team's Player's Player, an award given to the player that best exemplifies leadership for the team, both on and off the ice... Earned a single-game, career-high three assists at EDM (1/14)... Became the youngest player (21 years, 140 days) in NHL history to appear in 300 games, vs. OTT (1/28)... Skated in 11 Stanley Cup playoff games, totaling three goals and two assists (5 points)... Earned two assists in the series-clinching Game 6 victory at OTT (4/24)... Saw his 358-game (including playoffs) consecutive games streak end when a laceration on his foot sidelined him for two games (5/2-5/4)... Scored the last Penguins' goal ever at Mellon Arena with a tally in Game 7 vs. MTL (5/12)... **2010-11:** Totaled 11 goals and 19 assists (30 points) in a career-low 42 games... Missed the first 40 games of the season due to foot and hand injuries... Was a key part of Pittsburgh's top-ranked penalty kill (86.1%), the first time in team history that the Penguins led the NHL in that category... Was

preparing to return to action from his foot injury when he suffered a fracture in his hand after being struck by a puck during practice on 11/1... Made his season debut in the NHL Winter Classic vs. WSH at Heinz Field in Pittsburgh... Had a season-high, five-game point streak from 2/10-2/20 (3g, 3a)... Played a career-high 29:04 of ice time vs. SJ (2/23)... Had three points (1g, 2a) during the Penguins' seven-game series loss to Tampa Bay in the first round of the Stanley Cup playoffs... **2011-12:** Totaled a career-high 50 points despite appearing in only 62 regular-season games for Pittsburgh... His 25 goals ranked tied for fourth among Penguins skaters and were the most since his rookie campaign in 2006-07 (29)... Ranked second among Penguins forwards in shorthanded minutes per game (2:38)... Was tied for first on the team and fourth in the NHL in shorthanded goals (3)... Was also tied for fourth in the NHL in shorthanded points (5)... Penguins penalty kill ranked in the top five for the second consecutive season (3rd, 87.8%)... Served as an alternate captain for Pittsburgh... Finished second among Penguins forwards in ice time per game (20:03)... Won 51.0 percent of his face-offs, the first time in his career that he was over 50 percent for the season... Had 29 points (10g, 19a) in the final 28 games of the season... Recorded his 200th career NHL point at CGY (10/8)... Scored his 100th career NHL goal vs. NJ (10/22)... Played in his 400th career NHL game vs. CAR (12/27)... Had points in 13 of 14 games from 2/15-3/17 (6g, 11a), including a career-long 10-game point streak from 2/25-3/17 (3g, 10a)... Missed 20 games due to injury (10/29-11/3; 12/10; 12/16-12/16; 1/7-2/7)... Completed his sixth NHL playoff season, leading the Penguins in goals (6) and points (9) during Pittsburgh's six-game opening round loss to Philadelphia... Netted a pair of goals in Game 3 at PHI (4/15)... Recorded his first career playoff hat trick in Game 4 at PHI (4/18)... Had a goal and an assist in Game 5 vs. PHI (4/20)... **2012-13:** Completed his first season with Carolina, ranking third among Hurricanes in assists (21), fourth in points (31) and fifth in goals (10)... Led the team in hits (105)... Was one of three Hurricanes to play in all 48 games... Made his Hurricanes debut and registered a season-high nine hits at FLA (1/19)... Recorded his first Hurricanes point with an assist on Jeff Skinner's power-play goal vs. TB (1/22)... Scored his first Hurricanes goal and earned an assist at TOR (2/4)... Had assists and points in five consecutive games, all on the road, from 2/2-2/11 (1g, 5a).

## JORDAN STAAL CAREER ACHIEVEMENTS

**Calder Trophy Finalist:** Was a finalist for the 2007 Calder Trophy as the NHL's most-outstanding rookie, after scoring 29 goals as an 18-year-old. Teammate Evgeni Malkin won the award.

**Rookie Shorthanded Goals:** Set an NHL rookie record with seven shorthanded goals during his rookie season in 2006-07. Also became the youngest player in NHL history to score two shorthanded goals in a game (10/21/06) and the first player since 1982 to score his first three NHL goals shorthanded.

**Youngest Hat Trick:** Scored his first career hat trick vs. Toronto (2/10/07), including the game-winning goal in overtime. Was the youngest player in NHL history to record a hat trick, at 18 years, 153 days old.

**Consecutive Games Streak:** Set a Penguins franchise record by playing in 358 consecutive games, including playoffs, from 12/7/06 until 4/30/10, when he suffered a foot injury in a playoff game against Montreal. Has played in 164 consecutive games, including playoffs, entering the 2014-15 season.

**Selke Trophy Finalist:** Was a finalist for the 2010 Frank J. Selke Trophy, honoring the NHL's top defensive forward. Detroit's Pavel Datsyuk won the award.

**Penalty Killing Prowess:** Has been a key part of teams' penalty-killing units throughout his NHL career. Helped the Pittsburgh Penguins finish first in the NHL in penalty kill percentage for the first time in franchise history in 2010-11 (86.1%). The Penguins set a franchise record at 87.8 percent in 2011-12, finishing third in the NHL.

**International Experience:** Represented Canada alongside his brother, Eric, at the IIHF World Championships in 2007 and 2013. Was also invited to Canada's Olympic orientation camps in 2010 and 2014.

**The Brothers Staal:** Jordan's youngest brother, Jared, made his NHL debut for the Hurricanes on April 25, 2013, starting the game on a line with Eric and Jordan. They marked the fourth set of brothers to play on one team in the same season in NHL history and first since the Stastny brothers in 1984-85.





# JIRI TLUSTÝ 19



**Left Wing • Shoots Left**

**Acquired: 12/3/09, Trade with TOR**

**6'0" • 209 lbs.**

**2013-14 Team: Carolina**

**3/16/88 • Slany, Czech Republic**

**Drafted: Toronto 2006 (1-13-1)**

## HIGHLIGHTS

### NHL FIRSTS:

**Game:** 10/25/07; 5-2 TOR W at PIT

**Point:** 10/25/07; 5-2 TOR W at PIT (goal)

**Goal:** 10/25/07; 5-2 TOR W at PIT (Fleury)

### NHL HIGHS:

**Goals:** 3 (4/2/13; 5-3 CAR L vs. WSH)

**Assists:** 3 (1/15/09; 6-4 TOR W at CAR)

**Points:** 4 (2/11/13; 6-4 CAR W at NYI)

**Penalty Min:** 6 (12/29/11; 4-3 CAR OT W vs. TOR)

**Goal Streak:** 3 games (2/9/13-2/12/13: 5g)

**Assist Streak:** 3 games-4x (Last: 1/19/14-1/23/14: 3a)

**Point Streak:** 9 games (2/2/12-2/23/12: 4g, 6a)

## CAREER STATS

YEAR	TEAM	LEAGUE	REGULAR SEASON					PLAYOFFS				
			GP	G	A	TP	PIM	GP	G	A	TP	PIM
2003-04	Kladno Jr.	Czech-Jr.	51	10	3	13	12	1	0	0	0	0
2004-05	Kladno Jr.	Czech-Jr.	42	15	12	27	54	10	2	2	4	8
2005-06 (a)	Kladno Jr.	Czech-Jr.	6	4	2	6	2	6	7	6	13	6
	Kladno	Czech	44	7	3	10	51	—	—	—	—	—
2006-07	Sault Ste. Marie	OHL	37	13	21	34	28	13	9	8	17	14
	Toronto Marlies	AHL	6	3	1	4	4	—	—	—	—	—
2007-08	<b>Toronto</b>	<b>NHL</b>	<b>58</b>	<b>10</b>	<b>6</b>	<b>16</b>	<b>14</b>	—	—	—	—	—
	Toronto Marlies	AHL	14	7	11	18	8	19	2	8	10	8
2008-09	<b>Toronto</b>	<b>NHL</b>	<b>14</b>	<b>0</b>	<b>4</b>	<b>4</b>	<b>0</b>	—	—	—	—	—
	Toronto Marlies	AHL	66	25	41	66	26	6	1	2	3	2
2009-10 (b)	<b>Toronto</b>	<b>NHL</b>	<b>2</b>	<b>0</b>	<b>0</b>	<b>0</b>	<b>0</b>	—	—	—	—	—
	Toronto Marlies	AHL	19	8	7	15	4	—	—	—	—	—
	<b>Carolina</b>	<b>NHL</b>	<b>18</b>	<b>1</b>	<b>5</b>	<b>6</b>	<b>6</b>	—	—	—	—	—
2010-11	Albany	AHL	20	6	9	15	10	5	0	1	1	0
	<b>Carolina</b>	<b>NHL</b>	<b>57</b>	<b>6</b>	<b>6</b>	<b>12</b>	<b>14</b>	—	—	—	—	—
2011-12	Charlotte	AHL	5	1	1	2	4	—	—	—	—	—
	<b>Carolina</b>	<b>NHL</b>	<b>79</b>	<b>17</b>	<b>19</b>	<b>36</b>	<b>26</b>	—	—	—	—	—
2012-13	Kladno	Czech	24	12	11	23	12	—	—	—	—	—
	<b>Carolina</b>	<b>NHL</b>	<b>48</b>	<b>23</b>	<b>15</b>	<b>38</b>	<b>18</b>	—	—	—	—	—
2013-14	<b>Carolina</b>	<b>NHL</b>	<b>68</b>	<b>16</b>	<b>14</b>	<b>30</b>	<b>22</b>	—	—	—	—	—
<b>Hurricanes Totals (5 Seasons)</b>			<b>270</b>	<b>63</b>	<b>59</b>	<b>122</b>	<b>86</b>	—	—	—	—	—
<b>NHL Totals (7 seasons)</b>			<b>344</b>	<b>73</b>	<b>69</b>	<b>142</b>	<b>100</b>	—	—	—	—	—

(a) June 23, 2006—Selected by the Toronto Maple Leafs in the 2006 NHL Entry Draft. First Leafs pick, 13th overall, first round.

(b) Dec. 3, 2009—Acquired by the Carolina Hurricanes from the Toronto Maple Leafs for the rights to center Philippe Paradis.

## PERSONAL

Jiri spends his summers in Kladno, Czech Republic, where he still enjoys helping out on the family farm... He has two dogs named Chejla and Christine that stay in the Czech Republic year-round... Jiri started playing hockey at age 6 in Slany... He says the biggest influences on his career were his parents... His favorite player growing up was Jaromir Jagr, who is from his hometown... His favorite television show is 48 Hours and his favorite movies are The Hangover and Braveheart... He says he listens to every type of music and his favorite books are No Easy Day and the biography of Ivan Hlinka... Jiri's Twitter username is @J\_T\_19... His biggest game-day habit is a nap and he enjoys Italian and Czech food, as well

as steak... His favorite restaurants in the Triangle are Bruno and Sullivan's... His favorite video game is Call of Duty... Jiri enjoys playing tennis and soccer... His favorite athlete outside of hockey is Usain Bolt and his favorite teams are soccer clubs Barcelona, Liverpool and Real Madrid... The people he would most like to meet are Gordie Howe and Wayne Gretzky... His most-memorable hockey moment was his first NHL game... His favorite former teammates are Mats Sundin and Bates Battaglia... He enjoys playing in the NHL because it is "the best league in the world"... His favorite road cities are Toronto, Montreal and Phoenix, favorite road arena is Bell Centre and favorite teams to play against are Pittsburgh and Montreal.

## VS. NHL

CLUB	GP	G	A	PTS	PIM
ANA	5	0	2	2	0
ARI	3	1	0	1	0
BOS	21	4	2	6	8
BUF	22	5	2	7	6
CGY	5	1	0	1	2
CAR	4	1	3	4	0
CHI	5	1	1	2	0
COL	5	1	1	2	2
CBJ	6	0	1	1	2
DAL	5	1	1	2	2
DET	8	3	1	4	0
EDM	4	0	1	1	0
FLA	19	4	3	7	4
LA	4	1	0	1	4
MIN	3	1	1	2	4
MTL	20	4	4	8	8
NSH	7	1	0	1	0
NJ	17	4	5	9	4
NYI	18	6	6	12	6
NYR	17	4	4	8	2
OTT	20	3	2	5	0
PHI	20	2	7	9	10
PIT	15	4	3	7	0
STL	6	0	1	1	0
SJ	4	1	1	2	2
TB	21	6	4	10	4
TOR	12	0	4	4	6
VAN	3	0	0	0	0
WSH	24	8	4	12	6
WPG	21	6	5	11	18



## 2013-14 SEASON

Completed his seventh NHL season and fifth with the Hurricanes... Ranked tied for fourth on the team in goals (16) and plus/minus rating (+2) and was eighth in points (30)... Was second on the club with a career-high five game-winning goals... Earned eight points (4g, 4a) in his last eight games and finished the season on a three-game point streak (4/10-4/13: 2g, 2a)... Was third among Carolina forwards in hits (88)... Scored his first two goals of the season at NYI (10/19)... Skated in his 300th NHL game vs. OTT (11/24)... Recorded his 100th Hurricanes point with a goal at WSH (12/3)... Was a season-high (+3) vs. SJ (12/6)... Scored two goals, including his first NHL shorthanded goal, at TB (12/21)... Placed on injured reserve on 12/27 after undergoing

an emergency appendectomy... Activated from injured reserve on 1/13... Tallied the game-winning goal and added an assist at PHI (1/22)... Skated a season-high 21:26 of ice time at SJ (3/4)... Scored two goals including the game-winner at FLA (3/27)... Games missed due to injury: 14 (Appendectomy: 12/27-1/10, Lower-body: 3/16-3/18, Upper-body: 4/1-4/8)... **Longest goal streak:** 2 games (1/22-1/23: 2g, 2a; 3/11-3/13: 2g, 1a; 4/10-4/11: 2g, 0a)... **Longest assist streak:** 3 games (1/19-1/23: 2g, 3a)... **Longest point streak:** 3 games (1/19-1/23: 2g, 3a; 3/22-3/27: 2g, 2a; 4/10-4/13: 2g, 2a)... **Multi-goal games:** 3 (last: 3/27 at FLA: 2g, 0a)... **Multi-assist games:** 1 (4/13 at PHI: 0g, 2a)... **Multi-point games:** 7 (last: 4/13 at PHI: 0g, 2a).

## CAREER

Is in his eighth NHL season and sixth with Carolina... Acquired by the Hurricanes from Toronto on 12/3/09 in exchange for Philippe Paradis... Signed a one-year contract with Carolina on 7/1/14... Has represented the Czech Republic in four major international tournaments... Played seven games for the Czech Republic at the 2005 IIHF World U-18 Championship, totaling three goals and two penalty minutes... Played four games for the Czech Republic at 2006 World Junior Championship (U-20)... Helped the Czech Republic earn bronze at the 2006 U-18 World Championship, ranking eighth in the tournament in scoring with seven points (4g, 3a) in seven games... Named to the 2006 U-18 tournament All-Star team... Totaled four points (1g, 3a) in eight games for the Czech Republic at the 2013 IIHF World Championship... **2003-04:** Played 51 games for Kladno Jr. of Czech Republic U-20 Extraleague collecting 13 points (10 goals, 3 assists) with 12 penalty minutes... **2004-05:** Played 42 games for Kladno Jr. of Czech Republic U-20 Extraleague, totaling 15 goals and 12 assists (27 points) with 54 penalty minutes... **2005-06:** Played 44 games for Kladno of Czech Republic Extraleague earning seven goals and three assists (10 points) with 51 penalty minutes... Also played six games for Kladno Jr. of Czech Republic U-20 Extraleague... **2006-07:** Completed his first season in North America, splitting the year between Sault Ste. Marie (Ontario Hockey League) and Toronto (American Hockey League)... Played six games for the Toronto Marlies (AHL), earning four points (3g, 1a) with four penalty minutes... Played 37 games for Sault Ste. Marie (OHL), totaling 13 goals and 21 assists (34 points) and 28 penalty minutes... Ranked seventh among Greyhounds skaters in points... Played 13 playoff games for Sault Ste. Marie, netting nine goals and earning eight assists (17 points) with 14 penalty minutes... Ranked tied for first among Greyhounds in playoff goals, and second in points... **2007-08:** Completed his first NHL season, appearing in 58 games for the Toronto Maple Leafs... Totaled 10 goals and six assists (16 points) with 14 penalty minutes in his rookie season... Also played 14 games for the Toronto Marlies (AHL), collecting 18 points (7 goals, 11 assists)... Earned his first NHL recall on 10/24... Made his NHL debut at PIT (10/25), scoring a pair of goals including the game-winning goal... Became the first Maple Leafs player to score two goals in his first NHL game since Nikolai Borschevsky (10/6/92 vs. Washington)... Earned his first NHL assist at NJ (11/2)... Missed five games due to a shoulder injury from 11/24-12/4... Scored goals in back-to-back games at CAR (1/31) and vs. OTT (2/2)... Had three points (2g, 1a), including the game-winning goal, vs. MTL (3/29)... Named AHL Player of the Week for the period ending 4/13, totaling four goals and six assists (10 points) and earning a plus-10 rating in four games... Played 19 playoff games for the Marlies, notching two goals and eight assists (10 points) with 8 penalty minutes... **2008-09:** Split the season between the NHL and AHL, earning four assists in 14 games for the Maple Leafs on the NHL level... Played 66 games for the Toronto Marlies (AHL), notching 25 goals and 41 assists (66 points) with 26 penalty minutes... Registered a career-high three assists

and a (+3) rating at CAR (1/15)... Named CCM/AHL Player of the Month for February, totaling 12 goals and 11 assists (23 points) and earning a (+11) rating... Set Toronto Marlies franchise record with five goals in a single game vs. Syracuse (2/18)... Set Toronto Marlies franchise record with six points (2g, 4a) in a single game vs. Providence (3/4)... Played six playoff games for the Toronto Marlies, scoring one goal and earning two assists (3 points)... **2009-10:** Skated in 18 NHL games with the Hurricanes and two with the Maple Leafs, totaling one goal and five assists (6 points)... Notched 30 points (14g, 16a) in 39 AHL games with Toronto and Albany... Recalled by the Maple Leafs and made his NHL season debut at BUF (10/30)... Acquired by Carolina from Toronto 12/3 in exchange for the rights to center Philippe Paradis... Made his Albany debut on 12/6... Recalled to Carolina on 12/11, and made his Hurricanes debut, scoring a goal that night at WSH... Earned his first assist with Carolina at NYR (1/2)... Skated in five Calder Cup Playoff games for Albany, earning his only point of the postseason with an assist at Wilkes-Barre/Scranton (4/19)... **2010-11:** Had 12 points (6g, 6a) in 57 games for Carolina... Also played five games for Charlotte (AHL) during a conditioning stint... Made his NHL season debut at NYR (10/29)... Scored his first goal of the season vs. NYI (11/3)... Scored a goal and earned an assist vs. ATL (2/5)... Missed 14 games due to injury (upper-body: 12/18-1/15)... Was a healthy extra for six games... **2011-12:** Set career highs in games played (79) and assists (19)... Ranked fourth on the team in points, tied for fourth in assists and tied for fifth in goals... Was tied for second on the team in even-strength goals (15)... Carolina earned points in 15 of the 17 games in which he had an assist (10-2-5)... Skated in his 100th game with the Hurricanes, at OTT (11/27)... Scored on his first career penalty shot at CGY (12/6)... Played his 200th career NHL game, vs. WPG (1/23)... Extended his point streak to a career-high nine games (4g, 6a) with an assist vs. ANA (2/23)... Missed three games due to injury (upper body: 3/11-3/15)... **2012-13:** Ranked first on the team and tied for fifth in the NHL in goals (23), marking only the second time since relocation that a Hurricanes player has finished in the top five in the NHL in goals... Led the Hurricanes and ranked tied for 25th in the NHL in plus/minus (+15)... Was tied for first in the NHL in empty-net goals (4) and was seventh in the NHL in shooting percentage (19.7%)... Led the Hurricanes in multi-goal games (9) and was second on the team in game-winning goals (3)... Finished the season on an eight-game point streak (4/13-4/27: 6g, 5a)... Played for Kladno of the Czech Extraliga during the NHL work stoppage, tallying 23 points (12g, 11a) in 24 games played... Registered a career-high four points (2g, 2a) at NYI (2/11)... Was named the NHL's Third Star of the Week for the period ending 2/17... Scored two goals, including the game winner, and earned an assist vs. PIT (2/28)... Earned 16 points (11g, 5a) in 13 games from 2/9-3/5 (11g, 5a)... Earned his first NHL hat trick, including his 100th NHL point, vs. WSH (4/2)... Netted two goals, including the game winner, at TB (4/21)... Played his 200th Hurricanes game vs. NYI (4/23).





# CAM WARD 30



**Goaltender • Catches Left**

**6'1" • 185 lbs.**

**2/29/84 • Saskatoon, Sask.**

**Acquired: 2002 NHL Entry Draft**

**2013-14 Teams: Carolina (NHL), Charlotte (AHL)**

**Drafted: Carolina 2002 (1-25-1)**

## HIGHLIGHTS

### NHL FIRSTS:

**Game:** 10/5/05; 5-2 L at TB

**Win:** 10/7/05; 3-2 SO W vs. PIT

**Shutout:** 11/9/06; 5-0 W vs. WSH

### NHL SHOOTOUTS AND PENALTY SHOTS:

**Shootout Stats:** 11-25 (41 goals on 107 attempts)

**Career Penalty Shots:** 13 (5 goals on 13 attempts)

### NHL HIGHS:

**Saves:** 57 (10/25/08; 4-3 W at NYI)

**Shots Faced:** 60 (10/25/08; 4-3 W at NYI)

**Win Streak:** 9 (3/18/09-4/7/09)

**Streak w/out Regulation Loss:** 10 (3/14/09-4/7/09; 9-0-1)

**Shutout sequence:** 134:08 (1/17/12-1/21/12)

## CAREER STATS

REGULAR SEASON										PLAYOFFS					
YEAR	TEAM	LEAGUE	GP	MIN	GA	SO	GAA	W-L-OT		GP	MIN	GA	SO	GAA	W-L
2000-01	Red Deer	WHL	1	60	0	1	0.00	1-0-0		—	—	—	—	—	—
	Sherwood Park	AMHL	25	1449	70	0	2.90	14-6-3		—	—	—	—	—	—
2001-02 (a)	Red Deer	WHL	46	2694	102	1	2.27	30-11-4		23	1502	53	2	2.12	14-9
2002-03	Red Deer	WHL	57	3368	118	5	2.10	40-13-3		23	1407	49	3	2.09	14-9
2003-04 (b)	Red Deer	WHL	56	3338	114	4	2.05	31-16-8		19	1200	37	3	1.85	10-9
2004-05	Lowell	AHL	50	2829	94	6	1.99	27-17-3		11	664	28	2	2.53	5-6
2005-06	Carolina	NHL	28	1484	91	0	3.68	14-8-2		23	1320	47	2	2.14	15-8
	Lowell	AHL	2	118	5	0	2.54	0-2-0		—	—	—	—	—	—
2006-07	Carolina	NHL	60	3422	167	2	2.93	30-21-6		—	—	—	—	—	—
2007-08	Carolina	NHL	69	3930	180	4	2.75	37-25-5		—	—	—	—	—	—
2008-09	Carolina	NHL	68	3928	160	6	2.44	39-23-5		18	1101	49	2	2.67	8-10
2009-10	Carolina	NHL	47	2651	119	0	2.69	18-23-5		—	—	—	—	—	—
2010-11	Carolina	NHL	74	4318	184	4	2.56	37-26-10		—	—	—	—	—	—
2011-12	Carolina	NHL	68	3988	182	5	2.74	30-23-13		—	—	—	—	—	—
2012-13	Carolina	NHL	17	929	44	0	2.84	9-6-1		—	—	—	—	—	—
2013-14	Carolina	NHL	30	1645	84	0	3.06	10-12-6		—	—	—	—	—	—
	Charlotte	AHL	2	119	4	0	2.02	1-1-0		—	—	—	—	—	—
Hurricanes/NHL Totals (9 Seasons)			461	26,296	1211	21	2.76	224-167-53		41	2421	96	4	2.38	23-18

(a) June 22, 2002—Selected by the Carolina Hurricanes in 2002 NHL Entry Draft. First Hurricanes choice, 25th overall, first round.

(b) May 13, 2004—Signed a three-year contract with the Carolina Hurricanes.

## VS. NHL

CLUB	GP	MIN	W-L-OT	GA	SO	GAA
ANA	5	262	2-1-1	13	0	2.98
ARI	7	359	3-4-0	22	0	3.68
BOS	28	1564	12-13-3	71	3	2.72
BUF	20	1132	10-7-3	53	2	2.81
CGY	5	295	2-2-0	19	0	3.86
CAR	0	0	0-0-0	0	0	0.00
CHI	5	309	3-0-2	6	2	1.17
COL	6	364	3-2-1	18	0	2.97
CBJ	5	225	0-4-0	14	0	3.73
DAL	6	327	2-3-1	19	0	3.49
DET	7	422	2-4-1	19	1	2.70
EDM	7	418	3-3-1	20	0	2.87
FLA	30	1588	15-10-2	77	0	2.91
LA	4	248	2-0-2	7	0	1.69
MIN	6	261	3-0-1	12	0	2.76
MTL	26	1462	15-8-3	67	0	2.75
NSH	6	363	1-4-1	18	0	2.98
NJ	24	1384	9-13-2	65	0	2.82
NYI	26	1474	17-3-3	62	1	2.52
NYR	26	1534	10-12-3	63	2	2.46
OTT	22	1249	12-7-2	49	1	2.35
PHI	19	1045	5-10-3	55	0	3.16
PIT	21	1278	12-6-3	51	0	2.39
SJ	4	240	3-1-0	14	0	3.50
STL	7	429	5-1-1	11	2	1.54
TB	37	2143	19-14-3	108	0	3.02
TOR	25	1435	14-9-2	67	2	2.80
VAN	6	360	2-3-1	20	0	3.33
WSH	33	1899	16-12-4	81	4	2.56
WPG	38	2227	21-11-4	110	1	2.96

## PERSONAL

Cam and his wife, Cody, have a son named Nolan (4) and a daughter, Nyla (1)... They have a dog named Rex... The Wards spend their offseason in Alberta, at their home in Sylvan Lake... Cam is involved with Special Olympics in Alberta and in North Carolina... He has his own program, called "Cam's Champs," through which he hosts special needs athletes in a suite at home games throughout the season... He's also involved with the Garth Brooks Teammates For Kids Foundation... Cam's first team was the Saskatoon Flyers, and the player he emulated growing up was Martin Brodeur... His favorite vacation spot is Santorini, Greece, and the most-played artist on his iPod is Linkin Park... His most prized possessions are his family and his Stanley Cup ring... His favorite television show is Big Brother, his favorite movie is Gladiator and his favorite food is sushi... Cam enjoys boating in

the offseason... His favorite teams outside of hockey are the New Orleans Saints, the New York Yankees and the Saskatchewan Roughriders... His favorite athlete outside of hockey is Bubba Watson... The person from history he would most like to meet is Jesus Christ, and the current celebrity he would most like to meet is Will Ferrell... His favorite former teammate is Andrew Ladd... His favorite holiday is Christmas, his favorite hockey team growing up was Edmonton and his favorite magazine is ESPN The Magazine... Cam has worn number 30 since junior hockey and his most memorable win was Game 7 of the 2006 Stanley Cup Final... His favorite place to visit in the Triangle is Cafe Tiramisu... His favorite road city is Vancouver, and his favorite road arena is the Bell Centre in Montreal.





## 2013-14 SEASON

Completed his ninth NHL season with Carolina... Was 10-12-6 with a 3.06 goals-against average and .998 save percentage in 30 games... Posted a 4-2-0 mark with a 2.65 goals-against average and .917 save percentage in his last eight appearances... Also played in two games for Charlotte (AHL) during a conditioning stint, posting a 1-1-0 record with a 2.02 goals-against average and .937 save percentage... Stopped a season-high 36 shots vs. LA (10/11)... Made 30 or more saves in each of his first three games of the season... Earned his first win of the season, stopping 24 of 26 shots at TOR (10/17)... Left the game at MIN in the first period with a lower-body injury (10/24)... Activated from injured reserve on 11/18... Made 35 saves to earn the win

vs. OTT (11/24)... Placed on injured reserve with a lower-body injury on 1/5, retroactive to Dec. 31... Activated from injured reserve and assigned to Charlotte (AHL) for a conditioning stint on 1/30... Recalled from Charlotte (AHL) on 2/2... Made 24 saves on 25 shots and earned the win vs. NYR (3/11)... Matched his season high with 36 saves at BOS (3/15)... Earned the win at DET, making 28 saves on 29 shots faced (4/11)... Games missed due to injury: 23 (Lower-body: 10/25-11/16, 1/2-1/28)... Served as backup for: 28 games... **Saves:** 36 (10/11 vs. LA; 3/15 at BOS)... **Shots faced:** 41 – (3/15 at BOS)... **Win streak:** 2 (last: 3/11-3/13)... **Starts streak:** 5 (11/23-12/1)... **Streak w/out Regulation loss:** 3 (last: 11/23-11/27: 2-0-1).

## CAREER

Is in his 10th NHL season with Carolina... Signed a six-year contract extension with the Hurricanes on 1/30/09, which goes through the 2015-16 season... Holds franchise career goaltending records in games played, minutes, wins and shutouts... Represented Canada at the 2007 IIHF World Championship in Russia, leading his country to the gold medal, and the 2008 IIHF World Championship in Canada, earning silver... Also participated in the 2012 IIHF World Championship in Sweden/Finland... Was Carolina's first-round pick (25th overall) in the 2002 NHL Entry Draft... **2001-02:** Posted the top goals-against average in the Western Hockey League (WHL) at 2.27 and won the Del Wilson Trophy as the WHL's top goaltender... Was 30-11-4 with one shutout and a .911 save percentage during his rookie season of junior hockey for Red Deer... Was named Red Deer's rookie of the year and selected to the WHL's Eastern Conference First All-Star Team after leading the Rebels to the top record in the WHL during the regular-season... Was 14-9 with a 2.12 goals-against average and a .911 save percentage during Red Deer's run to the WHL Finals... **2002-03:** Was second in the WHL in goals-against average during the regular season at 2.10... Led the league in wins (40), as Red Deer captured the Central Division title for the second consecutive year... Named goaltender of the year by the Western Major Junior Hockey Writers Association... Was 14-9 with a 2.09 goals-against average in the postseason as Red Deer advanced to the WHL Finals... **2003-04:** Was third in the WHL in goals-against average (2.05)... Had a record of 31-16-8, a save percentage of .921 and four shutouts for Red Deer... Was 10-9 with a goals-against average of 1.85 and three shutouts in 19 playoff games, leading the Rebels to the WHL Semifinals... Awarded the Four Broncos Memorial Trophy as the WHL Player of the Year as well as the Del Wilson Trophy as the WHL Goaltender of the Year... Received the Vaughn Goaltender of the Year award as the top netminder in the entire Canadian Hockey League (CHL)... Was a runner-up to Sidney Crosby for the CHL's player of the year award... Also a runner-up for the Doug Wickenheiser Memorial Trophy, the WHL's humanitarian award... Earned Rebels' team awards including the Red Deer Bottling MVP award, McDonald's player of the year endowment and the Traptow Photography community relations award... **2004-05:** Posted a 27-17-3 record in 50 games with Carolina's American Hockey League affiliate, Lowell... Set Lock Monsters single-season records for wins (27), shutouts (6), GAA (1.99) and save percentage (.937)... Named to the AHL All-Rookie Team... Finished the season with a .937 save percentage to lead all AHL netminders... Recorded a 1.99 goals-against average, ranking fourth in the AHL and second among AHL goaltenders playing in 50 or more games... Started all 11 of Lowell's playoff games... Holds the Lock Monsters career records for playoff wins (5), shutouts (2) and goals-against average (2.53)... Posted a 1.33 goals-against average and stopped 98 of 102 shots in Games 4, 5 and 6 to help the Lock Monsters to their 4-2 playoff series win against

Hartford... **2005-06:** Completed his first NHL season, going 14-8-2 with a 3.68 goals-against average in 28 games with Carolina... In a two-game conditioning stint with Lowell (AHL), he posted a 2.54 goals-against average and a .915 save percentage... Made his NHL debut in relief of Martin Gerber and stopped 10 of 11 shots in the game's final 20:00 at TB (10/5)... Made his first NHL start and earned his first NHL win with a shootout victory vs. PIT (10/7)... Stopped 28 of 30 shots during game play before thwarting Mario Lemieux, Zigmund Palffy and Sidney Crosby on consecutive penalty shots to earn the win... It was the first shootout in franchise history... Stopped 26 of 28 shots to earn his first regulation win vs. WSH (10/12)... Started the game at WSH (10/22) and stopped one shot in 3:48 of play before leaving the game with an arm injury... Martin Gerber completed the game, marking the first time in franchise history that two netminders have combined for a shutout... Earned his first NHL assist on Eric Staal's power-play goal at PHX (12/3)... Served as backup and did not play for 48 games... Completed his first NHL playoff season, becoming the fourth rookie goaltender to capture the Conn Smythe Trophy as playoff Most Valuable Player (Ken Dryden, Patrick Roy, Ron Hextall)... Played in 23 of Carolina's 25 games en route to his first Stanley Cup... Ranked first in the league in wins (15), second in goals-against average (2.14), second in shutouts (2) and sixth in save percentage (.920)... Set the Hurricanes single-season franchise playoff records for wins (15), saves (537), minutes (1320), and shutouts (2 – tied with Kevin Weekes)... Made his NHL playoff debut, stopping 20 of 23 shots in 67:32 of playing time after replacing Gerber at the 14:46 mark of the first period of Game 2 vs. MTL (4/24)... Stopped 27 of 28 shots to earn his first career playoff victory in Game 3 at MTL (4/26)... Earned his first career NHL shutout by stopping all 21 Devils shots in Game 1 vs. NJ (5/6)... Made 28 saves in Game 3 at NJ (5/10), tying Tiny Thompson (Boston: 1929-30) for the NHL record by winning his first seven NHL playoff starts... Stopped all 25 shots he faced to earn his second career playoff shutout in Game 2 vs. EDM (6/7)... Made 22 saves and was named first star in Game 7 vs. EDM (6/19)... **2006-07:** Ranked tied for 15th in the NHL in wins (30) and tied for 13th in games played (60)... Represented Canada at the IIHF World Championship in Russia, going 5-0 with a 2.20 goals-against average and a .915 save percentage as he led Canada to the gold medal... Earned his first win of the season at ATL (10/13)... Made 20 saves to earn his first career regular-season shutout vs. WSH (11/9)... Stopped 25 shots to win his fifth consecutive game vs. ANA (12/29)... Made a then-career-high 42 saves in a 5-3 win at MTL (2/17)... Stopped 12 of 13 shots before leaving the game at NYR (3/11) with a laceration on his leg caused by a skate blade... Missed three games due to injury (laceration on leg: 3/13-3/17)... **2007-08:** Ranked tied for fourth in the NHL in wins (37) and tied for ninth in shutouts (4)... Established career bests in games played (69), minutes (3930), wins (37), shutouts (4), goals-

## CAREER CONTINUED

against average (2.75) and save percentage (.904)... Was voted by his teammates as the Hurricanes' nominee for the King Clancy Memorial Trophy, which goes "to the player who best exemplifies leadership qualities on and off the ice and has made a noteworthy contribution in his community"... Represented Canada at the 2008 IIHF World Championship, held in Halifax and Quebec City, Canada... Started a then-career-high 20 consecutive games to conclude the season, going 13-5-2 during that span... Was named the NHL's First Star of the Week for the week of Oct. 8-14 after going 3-0-0 with a 1.67 goals-against average and .939 save percentage in three road games at Toronto, Ottawa and Montreal... Stopped 35 shots vs. WSH (11/5) to earn his third career regular-season shutout... Played in his 100th career NHL game vs. TB (11/8)... Made 28 saves at NYR (12/3) to earn his fourth career shutout with a 4-0 victory, marking his first regular-season shutout against a team other than Washington... Reached the 30-win mark for the second consecutive season by making 26 saves vs. MIN (3/6)... Earned his fourth shutout of the season with 25 saves at CHI (3/12)...

**2008-09:** Was third in the NHL in wins (39) and tied for sixth in shutouts (6)... Was 12th in the NHL in goals-against average (2.44) and 14th in save percentage (.916)... Established a new franchise record for goaltender victories in a season (39) and matched the franchise record for shutouts in a season (6)... Also set a franchise record for consecutive victories (9, 3/18-4/7)... Set career-bests in wins (39), shutouts (6), goals-against average (2.44) and save percentage (.916)... Started a career-high 28 consecutive games before sitting out the final game of the season at NJ (4/11)... Was 19-7-2 with a 2.30 goals-against average and three shutouts in that 28-game stretch... Established a new franchise record by stopping 57 shots, including a penalty shot by Doug Weight with 0.7 seconds remaining, in a 4-3 victory at NYI (10/25)... Set a then-personal best with a 131:56 shutout sequence from the first period in MTL (10/28) to the second period vs. EDM (11/1)... Surpassed the 10,000-minutes played mark in a 3-2 victory vs. MTL (12/16)... Was named the NHL's Third Star of the Week for 12/29-1/4 after going 3-0-0 with a 1.33 goals-against average and .944 save percentage in games against ATL, STL and TB... Was named the NHL's second star for the week ending Jan. 25 after stopping 67 of 68 shots in posting road victories on consecutive nights at TOR (1/19) and at PIT (1/20)... Made 27 saves to earn his 100th career victory with a 3-2 win vs. TB (1/29)... Played his 200th NHL/Hurricanes game vs. CBJ (2/14)... Was named the NHL's First Star of the Week on 3/23, after going 3-0-0 with a 2.33 goals-against average and a .935 save percentage in the Hurricanes' three wins against NJ, NYI and WSH... Was named an NHL Star of the Week for the fourth time of the season, earning third star honors on 3/30, after going 3-0-0 record with a 1.33 goals-against average and a .935 save percentage in the team's wins at FLA, vs. OTT and at NJ... Was named the NHL's First Star of the Month for March, posting a 10-1-2 record with a 1.98 goals-against average and .938 save percentage while playing each of Carolina's 13 games... Was just the third player in franchise history to be recognized with Player of the Month honors... Won his franchise-record eighth consecutive game by making 33 saves vs. PIT (4/4), as Carolina clinched a playoff berth with a 3-2 overtime win... Stopped all 12 shots vs. NYI (4/7) to break the franchise record for goaltender wins in a season and match the team record for shutouts in a season with his 39th win and sixth shutout of the year... Completed his second NHL playoff season, playing all 18 games for the Hurricanes... Ranked tied for third in the league in wins (8), eighth in goals-against average (2.67) and sixth in save percentage (.915)... Made 28 saves to earn his third career playoff shutout in a 4-0 win in Game 6 vs. NJ (4/26)... Held Boston scoreless on 36 shots to earn his fourth career playoff shutout in Game 2 at BOS (5/3)... Stopped 34 of 36 shots in a 3-2 overtime victory in Game 7 at BOS (5/14) to improve to 4-0 all-time in NHL Game 7's, becoming just the second goaltender in NHL history to win his first four career Game 7's (Ed Belfour)...

**2009-10:** Was 18-23-5 with a 2.69 goals-against average in 47 games... Set a career high and ranked tied for second among NHL goaltenders with three assists... Missed 29 games due to injury

(leg: 11/11-12/7; back: 2/5-3/25)... Was placed on the long-term injured list and missed 13 consecutive games after suffering a laceration of the left upper leg from the skate of Blue Jackets forward Rick Nash (11/7)... Stopped 32 of 34 shots in a 5-2 win at ATL (1/21), pulling even with Arturs Irbe (130) for first in franchise history in victories... Made 27 saves vs. BOS (1/24) to earn his 131st career win, making him the franchise's all-time wins leader... Made a season-high 39 saves on 41 shots vs. CHI (1/30)... Posted a 2.23 goals-against average and a .932 save percentage in 18 games from Dec. 26-Feb. 3... Was 4-2 with a 2.36 goals-against average and .931 save percentage in the season's final six games after missing 18 games with a back injury from 2/5-3/25...

**2010-11:** Ranked first in the NHL in saves (2,191), games played (74) and minutes (4,318); tied for third in wins (37) and was ninth in save percentage (.923)... Established a new franchise record for saves in a season, previously held by Sean Burke (1,844 in 1995-96)... Marked just the sixth time since the 2005-06 season, and the ninth time since the start of the 1997-98 season, that an NHL goaltender stopped 2,000 shots in a season... Was selected by the Carolina chapter of the Professional Hockey Writers Association as the team's Most Valuable Player... Was chosen by his teammates as Carolina's nominee for the King Clancy Trophy... The Hurricanes were 9-1-1 when he stopped 40 or more shots... Made 41 saves in regulation and overtime and did not allow a goal in the shootout in the second game of the 2010 NHL Premiere in Helsinki vs. MIN (10/8)... Recorded his first shutout since April 7, 2009, with 37 saves at BOS (11/26)... With wins at ATL (12/16) and vs. ANA (12/18), became the first Hurricanes goalie to have more than 40 saves in consecutive wins since Sean Burke on Jan. 20-22, 1997... Played his 300th NHL game vs. MTL (12/23)... Passed Arturs Irbe (309) for first in franchise history in games played on 11/17 at BOS... Stopped 23 of 25 shots in a 4-2 victory at NYI (1/26), passing Arturs Irbe (17,815) for first in franchise history in minutes played by a goaltender... Was selected by teammate Eric Staal as the first pick in the 2011 All-Star Fantasy Draft (1/28)... Started the 2011 NHL All-Star Game in Raleigh for Team Staal, stopping 10 of 14 shots in the first period (1/30)... Earned his third shutout of the season with 40 saves in a 1-0 win at BUF (3/15)... Eclipsed 2,000 saves for the season during a 3-2 shootout win at WSH (3/29)... Earned his fourth shutout of the season with 42 saves vs. DET (4/6)...

**2011-12:** Reached the 30-win mark for the fifth time in his career, going 30-23-13 with a 2.74 goals-against average and .915 save percentage... Registered five shutouts... Ranked second among NHL netminders in saves (2,143), surpassing the 2,000-save mark for the second consecutive season... Was tied for fifth among goalies in games played (68) and was fifth in minutes (3,988)... Was tied for 10th in the NHL in shutouts (5)... Became the first goaltender in franchise history to earn a goal when he was credited with an empty net goal vs. NJ (12/26)... He was awarded the goal when Ilya Kovalchuk's errant pass went the length of the ice and into an empty net with 29.4 seconds left... Stopped a season-high 47 shots to earn his third shutout of the season in a 3-0 win at BOS (2/2)... Played in his 400th NHL/Hurricanes game vs. TB (3/3)... Earned his 200th career NHL/Hurricanes win and 20th career shutout with 40 saves vs. STL (3/15)... Faced a season-high 50 shots in a 5-4 loss at DET (3/24)... Stopped all 30 shots he faced at TOR (3/27) to earn his fifth shutout of the season and 21st career shutout, passing Arturs Irbe for most shutouts in franchise history... Missed three games due to injury (lower body: 2/20-2/25)...

**2012-13:** Was 9-6-1 with a 2.84 goals-against average and .908 save percentage... Missed 27 games after suffering a season-ending knee injury on 3/3... Led Hurricanes netminders in wins, goals-against average and save percentage... Carolina was in first place with a 13-8-1 record at the time of his injury, and went 6-17-3 without him in the lineup for the rest of the season... Made a season-high 45 saves on 47 shots in a 3-2 OT win at OTT (2/7)... Stopped 15 of 15 shots before leaving the game at FLA (3/3) with a third-degree MCL sprain... Was 4-1-0 with a 1.78 goals-against average and .939 save percentage in his final five games played before being placed on injured reserve on 3/5.

## FRANCHISE CAREER GOALTENDING RANKS

### Games Played

1. Cam Ward	461
2. Arturs Irbe	309
3. Sean Burke	281
4. Mike Liut	252
5. Peter Sidorkiewicz	178
6. Kevin Weekes	119
7. Steve Weeks	94
8. Kay Whitmore	75
9. Trevor Kidd	72
10. Martin Gerber	60

### Minutes

1. Cam Ward	26,296
2. Arturs Irbe	17,815
3. Sean Burke	15,893
4. Mike Liut	14,705
5. Peter Sidorkiewicz	10,346
6. Kevin Weekes	6,852
7. Steve Weeks	5,286
8. Trevor Kidd	4,043
9. Kay Whitmore	4,039
10. Martin Gerber	3,493


### Wins

1. Cam Ward	224
2. Arturs Irbe	130
3. Mike Liut	115
4. Sean Burke	107
5. Peter Sidorkiewicz	71
6. Steve Weeks	42
7. Kevin Weekes	39
8. Martin Gerber	38
9. Trevor Kidd	28
10. Kay Whitmore	23

### Shutouts

1. Cam Ward	21
2. Arturs Irbe	20
3. Mike Liut	13
4. Sean Burke	11
Kevin Weekes	11
6. Peter Sidorkiewicz	8
7. Trevor Kidd	5
8. Steve Weeks	4
9. Martin Gerber	3
Kay Whitmore	3





# BEN HOLMSTROM 23



**Center • Shoots Right**

**6'1" • 197 lbs.**

**4/9/87 • Colorado Springs, CO**

**Acquired: 7/4/14, Signed as a free agent**

**2013-14 Team: Adirondack (AHL)**

**Drafted: Undrafted**

## HIGHLIGHTS

### NHL FIRSTS:

**Game:** 3/3/11; 3-2 PHI L vs. TOR

**Point:** None

**Goal:** None

### NHL HIGHS:

**Goals:** None

**Assists:** None

**Points:** None

**Penalty Min:** 5 (4/5/11; 5-2 PHI L at OTT)

### NHL STREAKS:

**Goal Streak:** None

**Assist Streak:** None

**Point Streak:** None

## CAREER STATS

YEAR	TEAM	LEAGUE	REGULAR SEASON					PLAYOFFS				
			GP	G	A	TP	PIM	GP	G	A	TP	PIM
2003-04	Sioux Falls	USHL	54	3	5	8	53	—	—	—	—	—
2004-05	Sioux Falls	USHL	15	1	0	1	10	—	—	—	—	—
2005-06	Sioux Falls	USHL	56	10	9	19	115	14	3	3	6	22
2006-07	U. Mass-Lowell	HE	30	4	9	13	18	—	—	—	—	—
2007-08	U. Mass-Lowell	HE	37	7	20	27	62	—	—	—	—	—
2008-09	U. Mass-Lowell	HE	38	6	15	21	52	—	—	—	—	—
2009-10 (a)	U. Mass-Lowell	HE	39	9	14	23	69	—	—	—	—	—
	Adirondack	AHL	13	3	0	3	9	—	—	—	—	—
<b>2010-11</b>	<b>Philadelphia</b>	<b>NHL</b>	<b>2</b>	<b>0</b>	<b>0</b>	<b>0</b>	<b>5</b>	—	—	—	—	—
	Adirondack	AHL	79	16	22	38	75	—	—	—	—	—
<b>2011-12</b>	<b>Philadelphia</b>	<b>NHL</b>	<b>5</b>	<b>0</b>	<b>0</b>	<b>0</b>	<b>2</b>	—	—	—	—	—
	Adirondack	AHL	67	15	26	41	134	—	—	—	—	—
2012-13	Adirondack	AHL	22	2	6	8	29	—	—	—	—	—
2013-14 (b)	Adirondack	AHL	75	13	19	32	146	—	—	—	—	—
<b>NHL Totals (2 seasons)</b>			<b>7</b>	<b>0</b>	<b>0</b>	<b>0</b>	<b>7</b>	—	—	—	—	—

(a) March 17, 2010—Signed by the Philadelphia Flyers as a free agent.

(b) July 4, 2014—Signed by the Carolina Hurricanes as a free agent.

## 2013-14 SEASON

Completed his fifth professional season, appearing in 75 games with the Adirondack Phantoms of the American Hockey League (AHL) and serving as the team's captain... Totaled 13 goals, 19 assists (32 points) and 146 penalty minutes, ranking fourth among Phantoms skaters in points and fifth in goals and penalty minutes... Set AHL career highs in penalty minutes and shots on goal (168)... Scored a goal during his first shift of the season, at Hershey (10/5)... It marked his first game since suffering a knee injury on 12/8/12... With his appearance at Albany (11/29), became the first Adirondack Phantoms player to reach 200

career games with the team... Notched his 100th career goal, scoring the "Teddy Bear" goal vs. Utica (12/7)... Had a four-game points streak from 12-7-12/20 (2g, 2a)... Scored a goal and added an assist vs. Binghamton (1/15)... Recorded a career-high 27 penalty minutes (tripping minor, fighting major, match penalty for high sticking and game misconduct) at Portland (2/16)... Scored his 13th goal of the season in regulation and won the game in the ninth round of the shootout at SYR (4/16)... Was recalled by the Flyers on 4/23 and served as a black ace during the team's opening-round playoff series against the Rangers.

## CAREER

Is in his sixth professional season... Signed a one-year contract with the Hurricanes on 7/4/14... Served as team captain for the Adirondack Phantoms from 2011-2014, and has been a team captain in the AHL (Adirondack), NCAA (UMass-Lowell) and USHL (Sioux Falls)... Ranked third in Adirondack Phantoms history in games played (256), second in goals (49) and fourth in assists (73) and points (122) at the end of the 2013-13 season... Spent three seasons with Sioux Falls of the United States Hockey League (USHL) prior to beginning his collegiate career, totaling 14 goals, 14 assists (28 points) and 178 penalty minutes in 125 games... Played four seasons at UMass-Lowell, serving as captain for his last three... Totaled 84 points (26g, 58a) and 201 penalty minutes in 144 games for the River Hawks...

**2006-07:** Scored four goals and added nine assists (13 points) during his freshman season at UMass-Lowell... **2007-08:** Completed his sophomore season with the River Hawks, establishing career highs in assists (14) and points (27)... Ranked second on the team in scoring... **2008-09:** Was seventh among UMass-Lowell skaters in scoring with 21 points (6g, 15a) in 38 games... **2009-10:** Completed his senior season at UMass-Lowell and was named Hockey East's Best Defensive Forward... Led the River Hawks with a career-high 69 penalty minutes and scored a career-best nine goals... Made his professional debut with Adirondack (AHL) on 3/17 after completing his four-year career at UMass-Lowell... Opened the scoring with his first professional goal and was (+2) in his second career game, at Norfolk (3/19)... Had five shots on goal and earned his first professional fighting major against Ben Lovejoy at Wilkes-Barre/Scranton (3/31)... **2010-11:** Completed his first full professional season, spending most of the year with Adirondack (AHL)... Led the Phantoms with 79 games played and ranked fourth with a career-high 16 goals... Also played his first two NHL

games with Philadelphia, recording five penalty minutes... Scored the first game-winner of his pro career at Albany (10/9)... Scored his first career power-play goal at Binghamton (11/6)... Logged his first multi-point pro game with two assists at Connecticut (12/12)... Recorded a career high three points (1g, 2a) vs. Connecticut (12/15)... Scored on his first career shootout opportunity to help earn the victory at Albany (1/5)... Set a career high with points in five consecutive AHL games from 2/13-2/20 (1g, 5a)... Recalled to Philadelphia on 3/3 and made his NHL debut vs. TOR later that night... Returned to Adirondack on 3/5 and had his first career multi-goal game vs. Albany (3/6)... Tallied the first shorthanded goal of his career vs. Binghamton (3/16)... Recalled to Philadelphia on 4/4 and sparred with Chris Neil for his first NHL fighting major at OTT (4/5)... **2011-12:** Spent the majority of the season with Adirondack, serving as team captain... Also appeared in five NHL games with the Flyers... Set AHL career highs in assists (26) and points (41), ranking third on the team in both categories... Also ranked third on the team with 15 goals and led the team with 134 penalty minutes... Earned a Gordie Howe Hat trick with a shorthanded goal, an assist and a fight at Syracuse (12/17)... Had an assist and scored the game-tying goal with 20.8 seconds remaining in regulation as the Phantoms defeated Hershey in the Outdoor Classic at Citizens Bank Park in Philadelphia (1/6)... **2012-13:** Limited to just 22 games after undergoing ACL surgery in December... Had two assists in the Phantoms' season-opening win vs. Portland (10/13)... Scored his first goal of the season on the power play vs. Albany (11/3)... Marked two assists and a season-best, plus-2 rating in the 4-1 win at Manchester (11/14)... Picked up a season-high 14 penalty minutes at Rochester (12/7) Suffered a season-ending knee injury at Syracuse (12/8).





# MICHAL JORDAN 47



**Defenseman • Shoots Left**  
**6'1" • 195 lbs.**  
**7/17/90 • Zlin, Czech Republic**

**Acquired: 2008 NHL Entry Draft**  
**2013-14 Team: Charlotte (AHL)**  
**Drafted: Carolina 2008 (3-105-4)**

## HIGHLIGHTS

### NHL FIRSTS:

**Game:** 2/14/13; 3-1 W vs. TOR  
**Point:** None  
**Goal:** None

### NHL HIGHS:

**Goals:** None  
**Assists:** None  
**Points:** None  
**Penalty Min:** 2 (2/21/13: 4-3 L vs. WPG)

### NHL STREAKS:

**Goal Streak:** None  
**Assist Streak:** None  
**Point Streak:** None

## CAREER STATS

YEAR	TEAM	LEAGUE	REGULAR SEASON					PLAYOFFS				
			GP	G	A	TP	PIM	GP	G	A	TP	PIM
2006-07	Zlin Jr.	Czech Jr.	40	7	11	18	20	12	1	5	6	12
2007-08 (a)	Windsor	OHL	22	1	5	6	12	—	—	—	—	—
	Plymouth	OHL	39	5	17	22	32	4	0	3	3	6
2008-09	Plymouth	OHL	58	12	30	42	39	11	0	3	3	12
2009-10 (b)	Plymouth	OHL	41	13	19	32	18	9	0	5	5	8
2010-11	Charlotte	AHL	67	4	14	18	35	16	0	2	2	0
2011-12	Charlotte	AHL	76	4	18	22	43	—	—	—	—	—
2012-13	Charlotte	AHL	54	6	10	16	22	1	0	1	1	0
	<b>Carolina</b>	<b>NHL</b>	<b>5</b>	<b>0</b>	<b>0</b>	<b>0</b>	<b>2</b>	—	—	—	—	—
2013-14	Charlotte	AHL	70	4	21	25	20	—	—	—	—	—
<b>Hurricanes Totals (1 Season)</b>			<b>5</b>	<b>0</b>	<b>0</b>	<b>0</b>	<b>2</b>	—	—	—	—	—

(a) June 21, 2008—Selected by the Carolina Hurricanes in the 2008 NHL Entry Draft. Third Hurricanes pick, 105th overall, fourth round.

(b) April 16, 2010—Signed by the Carolina Hurricanes to a three-year, entry-level contract.

## 2013-14 SEASON


Completed his fourth professional season, spending the entire season with Charlotte (AHL)... Established new career highs in assists (21) and points (25)... Led Checkers defensemen in assists... Also led Charlotte blueliners and was tied for fourth on the team with 11 power-play assists... Set new single-game career highs for assists and points with a trio of helpers at Grand Rapids (10/25)... Scored his first goal of the season vs. Hershey (11/13)... Picked up two assists, including the sole helper on the overtime goal, vs. Norfolk (12/15)... Set a career high with seven shots on goal vs. Norfolk (1/19)... Set a career high with a plus-4 rating

vs. Oklahoma City (1/23)... Tied the longest assist streak of his career with helpers in four straight games from 3/1-3/7 (4a)... Recalled to Carolina on 3/10 and returned to Charlotte on 3/11 without playing a game for the Hurricanes... Notched a pair of assists vs. Lake Erie (3/15)... Had two assists in the Checkers' 4-3 win vs. San Antonio (3/21)... Scored his second power-play goal of the season vs. San Antonio (3/23)... Picked up an assist at Iowa (3/26), giving him points in a career-best five consecutive games (1g, 5a)... Games missed due to injury: 6 (11/19-12/1).

## CAREER

Is in his second NHL season with Carolina, after making his NHL debut in 2012-13... Signed a one-year, two-way contract with the Hurricanes on 7/3/14... Had 81 points (18g, 63a) and 120 penalty minutes in 267 career American Hockey League (AHL) games with Charlotte entering the 2014-15 season... Earned 102 points (31g, 71a) in 160 career Ontario Hockey League (OHL) games with Windsor and Plymouth before turning professional... Has represented the Czech Republic in international competition several times, including the 2007 and 2008 Under-18 World Junior Championships, the 2006 and 2007 Five Nations Cups, the 2008, 2009 and 2010 World Junior Championships and the 2014 IIHF World Championship... Played nine games, earning one assist for the Czech Republic at the 2014 IIHF World Championship in Belarus... Served as captain for the Czechs at the 2010 World Junior Championship in Saskatchewan... Was named the tournament's Best Defenseman after leading the Czech Republic to the gold medal at the 2008 Under-18 World Junior Championship... **2006-07:** Prior to coming to North America, spent one season with Zlin in the Czech junior league, totaling 18 points (7g, 11a) in 40 regular-season games... **2007-08:** Completed his rookie season in the OHL, totaling 28 points (6g, 22a) in 61 games with Windsor and Plymouth and earning Plymouth's Rookie of the Year award... Made his OHL debut with Windsor and earned his first OHL point with an assist vs. Erie (9/21/08)... **2008-09:** Served as an alternate captain during his second OHL season with Plymouth, notching 12 goals and 30 assists (42 points) in 58 regular-season games... Was named Plymouth's Defenseman of the Year, leading all Whalers blueliners and ranking tied for 13th among OHL defensemen in scoring... Had his first career two-goal game and was (+4) at the Soo (9/26)... Notched a goal and an assist and was (+4) at Ottawa (1/11)... Scored the game-winning goal and had an assist vs. Windsor (1/30)... Earned his first career hat trick, added an assist and was (+4) at Sarnia (2/20)... Had a four-game point streak from 2/13-2/21 (4g, 3a)... **2009-10:** Served as an alternate captain for the Whalers for the second consecutive season... Totaled 32 points (13g, 19a) in 41 games played... Had a 10-game scoring streak from 11/27-1/5, including a seven-game goal streak (12/4-1/15)... Scored the game-winning

goal in overtime and was named first star at Saginaw (12/4)... Scored two goals and added an assist at Erie (10/31)... Appeared in nine playoff games for the Whalers, notching five assists... Had a three-game assist streak in the postseason, including a two-assist effort at Sault Ste. Marie (3/23)... **2010-11:** Completed his first professional season, earning 18 points (4g, 14a) in 67 regular-season games for Charlotte (AHL)... Was third among Checkers defensemen in scoring... Led Charlotte rookies and defensemen in plus/minus (+13)... Made his professional debut at Connecticut (10/9)... Earned his first professional point with an assist at Binghamton (10/29)... Had his first multi-point effort with two assists vs. Syracuse (12/6)... Netted his first AHL goal vs. Wilkes-Barre/Scranton (1/4)... Made his professional playoff debut, earning two assists in 16 Calder Cup Playoff games for the Checkers... **2011-12:** Earned AHL career high in games played (76), totaling 22 points (4g, 18a) for Charlotte... Ranked second among Checkers defensemen with 22 points (4g, 18a) and eight power-play points (8a)... Was one of just two Checkers to play all 76 games... Had his first multi-point game of the season with a goal and an assist at Rockford (11/6)... Had a career-high 15 penalty minutes, including the first fight of his AHL career, at Rockford (12/30)... **2012-13:** Appeared in his first NHL season, averaging 10:41 of ice time in five NHL games with Carolina... Was tied for first among Charlotte defensemen in goals (6), totaling 16 points (6g, 10a) and 22 penalty minutes in 54 games on the AHL level... His six goals were an AHL career high, despite playing in a career-low 54 games... Started for the Western Conference at the 2013 AHL All-Star Classic... Recorded his first career AHL multi-goal game, including his first AHL shorthanded goal, vs. Grand Rapids (1/17)... Recalled to Carolina on 2/14 and made his NHL debut that night vs. TOR... Reassigned to Charlotte for the balance of the season on 2/25... Left the game vs. Houston (3/10) due to injury and missed the remainder of the regular season (16 games)... After missing the first four games of the postseason due to injury, returned to the lineup for the first time since 3/10 and earned an assist in the Game 5 loss vs. Oklahoma City (5/4).



# DREW MacINTYRE 35



**Goaltender • Catches Left**

**6'1" • 190 lbs.**

**6/24/83 • Charlottetown, PEI**

**Acquired: 7/1/14, Signed as a free agent**

**2013-14 Teams: Toronto (AHL), Toronto (NHL)**

**Drafted: Detroit 2001 (2-121-4)**

## HIGHLIGHTS

### NHL FIRSTS:

**Game:** 12/13/07; 5-2 VAN L at SJ

**Win:** None

**Shutout:** None

### NHL HIGHS:

**Saves:** 33 (4/10/14; 4-2 TOR L at FLA)

**Shots Faced:** 37 (4/10/14; 4-2 TOR L at FLA)

**Win Streak:** None

### NHL SHOOTOUTS AND PENALTY SHOTS:

**Shootout Stats:** None

**Career Penalty Shots:** None

## CAREER STATS

REGULAR SEASON									PLAYOFFS					
YEAR	TEAM	LEAGUE	GP	MIN	GA	SO	GAA	W-L-OT	GP	MIN	GA	SO	GAA	W-L
1999-00	Sherbrooke	QMJHL	24	1,253	67	0	3.21	10-7-2	—	—	—	—	—	—
2000-01 (a)	Sherbrooke	QMJHL	48	2,552	139	4	3.27	17-22-3	4	238	19	0	4.78	0-4
2001-02	Sherbrooke	QMJHL	55	3,028	201	1	3.98	15-34-3	—	—	—	—	—	—
2002-03	Sherbrooke	QMJHL	61	3,515	161	2	2.75	31-24-5	12	767	52	0	4.07	5-7
2003-04	Toledo	ECHL	11	574	25	0	2.61	6-4-0	—	—	—	—	—	—
2004-05	Grand Rapids	AHL	24	1,049	47	1	2.69	7-8-0	—	—	—	—	—	—
	Toledo	ECHL	2	87	6	0	4.12	0-1-0	—	—	—	—	—	—
2005-06	Grand Rapids	AHL	13	681	33	0	2.91	8-4-0	5	260	7	0	1.62	3-1
	Toledo	ECHL	33	1,981	68	2	2.06	24-7-2	6	360	12	0	2.00	5-1
2006-07 (b)	Manitoba	AHL	41	2,290	83	3	2.17	24-12-2	11	633	21	1	1.99	4-6
<b>2007-08</b>	<b>Vancouver</b>	<b>NHL</b>	<b>2</b>	<b>61</b>	<b>3</b>	<b>0</b>	<b>2.95</b>	<b>0-1-0</b>	—	—	—	—	—	—
	Manitoba	AHL	46	2,736	106	2	2.32	25-18-2	1	31	2	0	3.93	1-0
2008-09 (c)	Milwaukee	AHL	55	3,180	122	4	2.30	34-15-4	11	655	18	1	1.65	7-4
2009-10 (d, e)	Chicago	AHL	41	2,246	95	3	2.54	20-17-2	5	228	11	1	2.90	1-2
2010-11	Chicago	AHL	20	1,134	55	0	2.91	12-5-1	—	—	—	—	—	—
	Hamilton	AHL	21	1,241	39	1	1.89	12-6-2	20	1,289	42	1	1.95	11-9
<b>2011-12 (f)</b>	<b>Buffalo</b>	<b>NHL</b>	<b>2</b>	<b>43</b>	<b>1</b>	<b>0</b>	<b>1.40</b>	<b>0-0-0</b>	—	—	—	—	—	—
	Rochester	AHL	23	1,375	73	1	3.19	8-12-2	—	—	—	—	—	—
2012-13 (g, h, i, j)	HV Lev Praha	KHL	2	123	0	6	2.92	0-1-0	—	—	—	—	—	—
	Toronto	AHL	21	1,243	38	0	1.83	13-5-3	9	527	25	1	2.85	5-4
	Reading	ECHL	10	589	19	0	1.93	6-3-1	—	—	—	—	—	—
<b>2013-14 (k)</b>	<b>Toronto</b>	<b>NHL</b>	<b>2</b>	<b>95</b>	<b>4</b>	<b>0</b>	<b>2.53</b>	<b>0-1-0</b>	—	—	—	—	—	—
	Toronto	AHL	48	2,866	121	1	2.53	29-15-3	14	837	29	2	2.08	10-4
<b>NHL Totals (3 seasons)</b>			<b>6</b>	<b>199</b>	<b>8</b>	<b>0</b>	<b>2.41</b>	<b>0-2-0</b>	—	—	—	—	—	—

(a) June 24, 2001—Selected by Detroit in the 2001 NHL Entry Draft. Second Red Wings pick, 121st overall, fourth round.

(b) Sept. 12, 2006—Acquired by Vancouver from Detroit for future considerations.

(c) July 1, 2008—Signed by Nashville as a free agent.

(d) July 6, 2009—Signed by Atlanta as a free agent.

(e) Feb. 28, 2010—Acquired by Montreal from Atlanta in exchange for Brad Festerling.

(f) July 7, 2011—Signed by Buffalo as a free agent.

(g) June 3, 2012—Signed by Lev Praha (KHL) as a free agent.

(h) Jan. 3, 2013—Signed by Reading (ECHL) as a free agent.

(i) Feb. 13, 2013—Signed by Toronto (AHL) to a professional tryout contract.

(j) April 2, 2013—Signed by Toronto as a free agent.

(k) July 1, 2014—Signed by Carolina as a free agent.

## 2013-14 SEASON

Split his 11th professional season between the Toronto Marlies and the Toronto Maple Leafs... Ranked second in the AHL with 29 wins and tied for fourth with 48 games played... Made a season-high 45 saves at Hamilton (12/27)... Made his Maple Leafs debut, his first

NHL game since suiting up for Buffalo on 11/25/11, and stopped all 14 shots he faced in relief of James Reimer at NJ (3/23)... Made his first career NHL start at FLA (4/10), stopping 33 of 37 shots... Returned to the Marlies at the end of the Maple Leafs' regular season on 4/14.

## 2014 PLAYOFFS

Ranked second among AHL goalies with a .941 save percentage and fourth with a 2.08 goals-against average in 14 Calder Cup Playoff games as the Marlies advanced to the


Conference Final before falling to eventual champion Texas in seven games... Won nine consecutive playoff games before suffering a loss in Game 2 at Texas (5/26).

## CAREER

Is in his 12th professional season... Signed by Carolina as a free agent on 7/1/14... **1999-2003:** Played 188 career games for Sherbrooke (QMJHL) compiling a record of 73-87 with a 3.29 goals against average and seven shutouts. Played 16 career playoff games for Sherbrooke, going 5-11 with a 4.24 goals-against average... **2003-04:** Played 11 games for Toledo (ECHL), going 6-4-0 with a 2.61 goals-against average and a .919 save percentage... Missed majority of season due to thigh injury sustained in practice (12/27)... **2004-05:** Went 7-8-0 with a 2.69 goals-against average in 24 games for Grand Rapids (AHL)... Also played two games for Toledo... **2005-06:** Was 8-4-0 with a 2.91 goals-against average in 13 games for Grand Rapids... Also played 33 games for Toledo, going 24-7-2 with a 2.06 goals-against average, a .926 save percentage and two shutouts... **2006-07:** Played 41 games for Manitoba, going 24-12-2 with a 2.17 goals-against average, .922 save percentage and three shutouts... **2007-08:** Made his NHL debut stopping 9 of 11 shots in relief of Curtis Sanford at SJ (12/13)... Played 46 games for Manitoba (AHL), going 25-18-2 with a 2.32 goals-against average... Became ninth goaltender in AHL history

to be credited with a goal, which was an overtime winner at Chicago (2/20)... Named to AHL Second All-Star Team and selected to play for Team Canada at AHL All-Star Classic... **2008-09:** Played for Milwaukee (AHL) and established personal AHL career highs in a season for games played (55), wins (34) and shutouts (four)... Ranked first in AHL wins... Named to AHL Second All-Star Team... **2009-10:** Was 20-17-2 with a 2.54 goals-against average in 41 games for Chicago (AHL)... **2010-11:** Split the season between Chicago and Hamilton in the AHL, going 24-11-3 in 41 games... Was 11-9 with a 1.95 goals-against average in 20 playoff games for Hamilton... **2011-12:** Played two NHL games for Buffalo compiling a 1.38 goals-against average and a .944 save percentage... Was 8-12-2 in 23 AHL games for Rochester... **2012-13:** Began season with Prague (KHL) before returning to North America with Reading (ECHL)... Signed a PTO contract with Toronto (AHL) on 2/13 and was 13-5-3 with a 1.83 goals-against average in 21 games to earn a contract with Toronto (NHL).





# CHRIS TERRY 58



**Left Wing • Shoots Left**  
**5'10" • 195 lbs.**  
**4/7/89 • Brampton, Ont.**

**Acquired: 2007 NHL Entry Draft**  
**2013-14 Teams: Carolina (NHL), Charlotte (AHL)**  
**Drafted: Carolina 2007 (4-132-5)**

## HIGHLIGHTS

### NHL FIRSTS:

**Game:** 3/9/13; 6-3 W vs. NJ  
**Point:** 3/9/13; 6-3 W vs. NJ (goal)  
**Goal:** 3/9/13; 6-3 W vs. NJ (Hedberg)

### NHL HIGHS:

**Goals:** 1 (3/9/13; 6-3 W vs. NJ)  
**Assists:** 2 (4/3/14; 4-1 CAR W vs. DAL)  
**Points:** 2 (4/3/14; 4-1 CAR W vs. DAL)  
**Penalty Min:** None

### NHL STREAKS:

**Goal Streak:** None  
**Assist Streak:** None  
**Point Streak:** None

## CAREER STATS

YEAR	TEAM	LEAGUE	REGULAR SEASON					PLAYOFFS				
			GP	G	A	TP	PIM	GP	G	A	TP	PIM
2005-06	Plymouth	OHL	64	9	19	28	72	11	3	2	5	4
2006-07 (a)	Plymouth	OHL	68	22	44	66	98	20	8	10	18	21
2007-08	Plymouth	OHL	68	44	57	101	107	4	4	3	7	6
	Albany	AHL	1	0	0	0	0	—	—	—	—	—
2008-09 (b)	Plymouth	OHL	53	39	55	94	75	11	7	9	16	18
2009-10	Albany	AHL	80	17	30	47	47	8	2	4	6	0
2010-11 (c)	Charlotte	AHL	80	34	30	64	52	16	6	3	9	14
2011-12	Charlotte	AHL	74	16	43	59	67	—	—	—	—	—
2012-13	Charlotte	AHL	70	25	35	60	40	5	2	2	4	8
	Carolina	NHL	3	1	0	1	0	—	—	—	—	—
2013-14	Charlotte	AHL	70	28	41	69	62	—	—	—	—	—
	Carolina	NHL	10	0	2	2	0	—	—	—	—	—
Hurricanes/NHL Totals (2 Seasons)			13	1	2	3	0	—	—	—	—	—

(a) June 22, 2007—Selected by the Carolina Hurricanes in the 2007 NHL Entry Draft. Fourth Hurricanes pick, 132nd overall, fifth round.

(b) May 29, 2009—Signed by the Carolina Hurricanes to a three-year, entry-level contract.

(c) July 19, 2010—Signed a three-year, entry-level contract with the Carolina Hurricanes.

## 2013-14 SEASON

Completed his second NHL season with the Hurricanes, totaling two assists in 10 games... Played in 70 games for Charlotte (AHL), leading the Checkers in assists (41) and shots (230), and ranking second in goals (28) and points (69)... His career-high 69 points were second on the team and tied for sixth in the AHL... Ranked fifth in the AHL in power-play goals (15) and third in power-play points (37)... Led Charlotte and was tied for third in the AHL with a career-high 230 shots on goal... Served as Charlotte's alternate captain for the second consecutive season... Led both the Checkers (four goals on six attempts) and Hurricanes (two goals on two attempts) in shootout goals... Had a career-long, nine-game AHL point streak (10/4-10/31; 6g, 4a) to start the season... Recalled to Carolina on 11/6 and made his NHL season debut vs. NYI (11/7)... Scored the only shootout goal for Carolina vs. MIN (11/9)... Scored the game-deciding shootout goal vs. ANA (11/15)... Reassigned to Charlotte on 11/22...

Tied his career high and the Checkers' franchise record with four assists vs. Oklahoma City (1/24)... Scored twice, added an assist and fired a career-high nine shots as the Checkers erased a 4-1 deficit to defeat Abbotsford 5-4 in overtime (2/16)... Scored two power-play goals, including the game-winner, to extend his AHL goal streak to a career-long five games (6g, 1a) vs. San Antonio (3/21)... Notched three assists at Iowa (3/26) to extend his point streak to nine games (7g, 7a), matching his career long... Recalled from Charlotte (AHL) on (4/1)... Earned his first two NHL assists vs. DAL (4/3), becoming the first Hurricanes skater to earn his first two NHL assists in the same period since Niclas Wallin on Jan. 9, 2001... Reassigned to Charlotte on 4/4 and recorded an assist in that night's game at San Antonio, making him the first player to score 250 points as a Checker... **Multi-assist games:** 1 (4/3 vs. DAL; 0g, 2a)... **Multi-point games:** 1 (4/3 vs. DAL; 0g, 2a).

## CAREER

Selected by Carolina in the fifth round of the 2007 NHL Entry Draft... Had totaled 299 points (120g, 179a) in 375 career American Hockey League (AHL) games entering the 2014-15 season... Enters the season as the Charlotte Checkers' all-time leader in games played (294), goals (103), assists (149) and points (252)... Did not miss a game due to injury in his first five full professional seasons... Ranks third on Plymouth's all-time scoring list (289 points) and is third in Plymouth's franchise history in assists (175) and fifth in goals (114)... Holds Plymouth's franchise record for consecutive regular-season games played at 168 games (1/5/06-3/16/08)... **2005-06:** Was named Plymouth's Rookie of the Year after tallying nine goals and 19 assists (28 points) in 64 games... Played for Team Ontario at the 2006 World Under-17 Tournament in Regina, Sask, totaling six points (5g, 1a) in five games... **2006-07:** Tallied 66 points (22g, 44a) in 68 regular-season games for Plymouth... Ranked fourth among Whalers skaters with 18 playoff points as Plymouth captured the 2007 OHL championship... **2007-08:** Became the 14th player in Plymouth's history to record a 100-point season, notching 44 goals and 57 assists (101 points) to lead the Whalers in scoring... Represented the Western Conference in the 2008 OHL All-Star Classic in Sault Ste. Marie... **2008-09:** Led Plymouth and ranked second in the OHL in scoring with 94 points (39g, 55a) in 53 games... Was the OHL's recipient of the Dan Snyder Memorial Trophy as the league's humanitarian of the year... Was also named the first-ever winner of the Mickey Renaud Captain's Trophy for leadership on and off the ice... Also named an OHL Third Team All-Star... Served as Plymouth's team captain and earned the team's MVP, Humanitarian of the Year and Academic Player of the Year awards... Was the OHL Player of the Month for December 2008 after totaling 15 points (7g, 8a) in 10 games, and for February

2009 with 26 points (10g, 16a) in 10 games... Represented the Western Conference at the 2009 OHL All-Star Classic in Windsor, his second consecutive All-Star appearance... Was named to the Canadian team for the ADT Canada-Russia Challenge but could not play due to illness... **2009-10:** Ranked second among Albany skaters in scoring during his rookie AHL season, totaling 47 points (17 goals, 30 assists)... Also ranked second on the team in plus/minus (+12) and was one of two River Rats to play in all 80 regular season games... Scored his first professional goal (and point) vs. Manchester (10/3)... Played in all eight of Albany's 2010 Calder Cup Playoff games, and was third among Rats skaters six points (2g, 4a)... **2010-11:** Ranked first among Charlotte skaters and third in the AHL with 34 goals, tops among AHL Eastern Conference players... Skated in all 16 of Charlotte's Calder Cup playoff games, ranking tied for first on the team with six playoff goals... **2011-12:** Led Charlotte (AHL) with 59 points and a career-high 43 assists, ranking eighth in the AHL in assists and tied for 21st in scoring... Was tied for first in the AHL with three shootout game winners... Had four assists at Abbotsford (1/20/12), setting new personal highs and tying team records for most points and assists in a game... **2012-13:** Appeared in his first NHL season, scoring one goal in three games... Spent the majority of the season with Charlotte (AHL), leading the Checkers in goals (25), assists (35) and points (60) and serving as alternate captain... Was tied for first in the AHL in game-winning goals (8), and tied for 12th in points (60)... Earned his first NHL recall on 3/8... Scored his first NHL goal, the game-winning goal, on his first career shot in his first NHL game vs. NJ (3/9)... Totaled four points (2g, 2a) in five playoff games. Signed a one-year contract on 6/24/14.



DANIEL ALTSHULLER

Goaltender • Catches Left  
6'3" • 200 lbs.  
7/24/94 • Ottawa, Ont.

Acquired: 2012 NHL Draft  
2013-14 Team: Oshawa (OHL)  
Drafted: Carolina 2012 (3-69-3)

CAREER

Completed his OHL career with a record of 78-47-8, a 2.80 goals-against average and five shutouts in 140 career games with the Oshawa Generals of the Ontario Hockey League (OHL)... Was ranked seventh among North American goaltenders in NHL Central Scouting's 2012 midterm evaluations, and was Carolina's third-round choice (69th overall) in the 2012 NHL Draft... Represented Canada at the Ivan Hlinka Memorial Under-18 Tournament in 2011, earning MVP honors in the gold-medal game as Canada won the tournament... Also won gold with Ontario at the 2011 U-17 World Junior Championship... Played for his hometown team, the Nepean Raiders of the CJHL prior to beginning his major junior career... Was 19-13-10 with a 3.22 goals-against average for Nepean in 2010-11... Was named to the OHL All-Rookie Team in 2011-12, after going 11-16-3 with a 3.55 goals-against average and .900 save percentage for Oshawa... Made his OHL debut at Kingston (9/23/11), stopping 37 of 38 shots for the win... Made a regular-season, career-high 49 saves in a 6-5 overtime loss vs. Kingston (11/19/11)... Was 2-2 with a 3.87 goals-against average in five OHL playoff games in 2012, as Oshawa fell to Niagara in the opening round... Earned his first OHL playoff victory with a 46-save performance in Game 2 at Niagara (3/25/12)... Ranked first in the OHL in wins (36) during his second season with Oshawa in 2012-13... Ranked second in the league in games played (58), second in minutes (3363), tied for fifth in shutouts (3), sixth in goals-against average (2.62) and ninth in save percentage (.909)... Won the 2012-13 Roger

Neilson Memorial Award as the OHL's top academic university or college player... Earned his first OHL shutout with 29 saves at Peterborough (11/1/12)... Played all nine of Oshawa's 2013 playoff games, going 4-5 with a 3.00 goals-against average as the Generals eliminated Niagara before getting swept by Barrie... **2013-14:** Ranked third in the OHL in wins (31), fourth in goals-against average (2.56) and fifth in save percentage (.917), appearing in 52 games for Oshawa... Was a finalist for OHL Goaltender of the Year... Stopped 43 shots in a 5-3 win at London (10/18)... Was 7-1-1 during the month of October with a 2.09 goals-against average and .929 save percentage... Won five consecutive games from 10/26-11/5 and nine of 10 games between 10/26-11/16... Earned his first shutout of the season, stopping 23 shots vs. Peterborough (12/6)... Had 24 saves to earn the shutout vs. Mississauga (2/2)... Led OHL netminders in goals-against average (1.89), save percentage (.931) and shutouts (3) during the playoffs, going 8-3 as Oshawa swept Mississauga and Peterborough before falling to North Bay... Won eight consecutive games to open the playoffs, earning three shutouts and stopping 200 of 213 shots (.939 save percentage) in that span... Earned his first career playoff shutout, stopping 21 shots in Game 1 vs. Mississauga (3/21)... Was named OHL Player of the Week after earning shutouts in Game 1 and Game 2 of the OHL's Eastern Conference Semifinals against Peterborough... Made a career-high 50 saves in a 1-0 Game 1 loss vs. North Bay (4/18).

CAREER STATS

REGULAR SEASON									PLAYOFFS					
YEAR	TEAM	LEAGUE	GP	MIN	GA	SO	GAA	W-L-OT	GP	MIN	GA	SO	GAA	W-L
2009-10	Ott. Jr. 67's	MINOR-Ont.	24	1080	40	3	1.74	—	—	—	—	—	—	—
	Nepean	CJHL	1	60	2	0	2.00	0-1-0	—	—	—	—	—	—
2010-11	Nepean	CJHL	43	2515	135	1	3.22	19-13-10	—	—	—	—	—	—
2011-12 (a)	Oshawa	OHL	30	1756	104	0	3.55	11-16-3	5	279	18	0	3.87	2-2
2012-13	Oshawa	OHL	58	3363	147	3	2.62	36-18-2	9	541	27	0	3.00	4-5
2013-14 (b)	Oshawa	OHL	52	2907	124	2	2.56	31-13-3	11	699	22	3	1.89	8-3
OHL Totals (3 seasons)			140	8026	375	5	2.80	78-47-8	25	1519	67	3	2.65	14-10

(a) June 23, 2012—Selected by the Carolina Hurricanes in the 2012 NHL Draft. Third Hurricanes pick, 69th overall, third round.  
(b) Dec 20, 2013—Signed a three-year, entry-level contract with the Carolina Hurricanes.



DANNY BIEGA

Defenseman • Shoots Right  
6'0" • 205 lbs.  
9/29/91 • Montreal, Que.

Acquired: 2010 NHL Entry Draft  
2013-14 Team: Charlotte (AHL)  
Drafted: Carolina 2010 (4-67-3)

CAREER


Is in his second full professional season... Had 18 points (3g, 15a) in 66 career AHL games entering 2014-15... Totaled 85 points (28g, 57a) and 165 penalty minutes in 132 career collegiate games with Harvard... Spent two seasons at Salisbury School (CT) prior to his freshman season at Harvard... Captained Salisbury School to a New England prep title in 2009... Was named Defenseman of the Year and a New England Prep All-Star... Also lettered in soccer and crew at Salisbury School... Led Harvard defensemen with five goals in 32 games during his freshman season with the Crimson in 2009-10... Was teammates with his older brothers, Alex and Michael, marking the second time in Harvard history three brothers played on the same squad... Made his collegiate debut in Harvard's season-opening victory at Dartmouth (10/30/09)... Earned his first college point with an assist vs. Quinnipiac (12/29/09)... Netted his first college goal against Union (1/22/10)... Was named ECAC Rookie of the Week on 3/8/10... Was named first-team All-Ivy League, second-team ECAC All-League and a New England All-Star selection after totaling 30 points (11g, 19a) during his sophomore season at Harvard in 2010-11... Also received the 2010-11 John Tudor Memorial Cup as Harvard's Most Valuable Player after leading all Crimson skaters in points and assists and ranking tied for second on the team in goals... Was one of three defensemen in the nation to lead his team in scoring in 2010-11, and ranked seventh among NCAA defensemen in points per game (0.88)... Was the first defenseman to lead Harvard in scoring since Mark Fusco in 1981-82... Named an NCAA East First-Team All-American and to the ECAC First All-Star Team after establishing career highs in assists (25) and points (35) during his junior season in 2011-12... Also selected to the 2012 CCM Hockey All-America

first team, named ECAC Hockey Best Defensive Defenseman, ECAC Hockey Championship All-Tournament and a unanimous first-team All-Ivy League selection... Runner-up in voting for 2012 ECAC Hockey Player of the Year... Was a fan-balloting candidate for the 2012 Hobey Baker Award and an ECAC Hockey All-Academic selection... Ranked second among NCAA defensemen in 2011-12 in points per game (1.03), and 20th among all skaters with 0.74 assists per game... Led defensemen with 23 points and eight goals in ECAC play and earned a league-high 14 power-play points (2g, 12a)... Posted the highest point total (35) by a Harvard defenseman since 1993-94 (Sean McCann, 39) and highest assist total (25) by any Harvard player since 2002-03... Played the point on the nation's No. 1 power play (27.3 percent) and earned a team-high plus-14 rating... Had 11 points (2g, 9a) in 32 games during his final season at Harvard in 2012-13... Signed an entry-level contract with the Hurricanes on 3/13 and joined Carolina's AHL affiliate in Charlotte... Made his AHL debut vs. Norfolk (3/13)... Skated in three of Charlotte's Calder Cup playoff games, earning his first AHL points with a pair of assists vs. Oklahoma City (5/1)... **2013-14:** Completed his first full professional season with Charlotte (AHL)... Ranked third among Checkers rookies in assists (15) and points (18)... Picked up his first AHL regular-season point with an assist at Grand Rapids (10/25)... Scored his first two professional goals with a pair of tallies at Abbotsford (2/5)... Earned an assist vs. Oklahoma City (2/7) to extend his point streak to a career-long three games (2g, 2a)... Scored his first career game-winning goal vs Lake Erie (3/15)... Recorded his second career multi-point game with a pair of assists at Oklahoma City (4/6)... Missed 11 games due to injury (12/15-1/11).

CAREER STATS

REGULAR SEASON							PLAYOFFS					
YEAR	TEAM	LEAGUE	GP	G	A	TP	PIM	GP	G	A	TP	PIM
2007-08	Salisbury School	High-CT	26	4	13	17	—	—	—	—	—	—
2008-09	Salisbury School	High-CT	29	8	14	22	—	—	—	—	—	—
2009-10 (a)	Harvard	ECAC	32	5	4	9	47	—	—	—	—	—
2010-11	Harvard	ECAC	34	11	19	30	34	—	—	—	—	—
2011-12	Harvard	ECAC	34	10	25	35	41	—	—	—	—	—
2012-13 (b)	Harvard	ECAC	32	2	9	11	43	—	—	—	—	—
	Charlotte	AHL	1	0	0	0	0	3	0	2	2	8
2013-14	Charlotte	AHL	65	3	15	18	22	—	—	—	—	—
AHL Totals (2 seasons)			66	3	15	18	22	3	0	2	2	8

(a) June 26, 2010—Selected by the Carolina Hurricanes in the 2010 NHL Entry Draft. Fourth Hurricanes pick, 67th overall, third round.  
(b) March 13, 2013—Signed a three-year, entry-level contract with the Carolina Hurricanes.



## CLARK BISHOP

**Center • Shoots Left**  
**6'0" • 189 lbs.**  
**3/29/96 • St. John's, NF**

**Acquired: 2014 NHL Draft**  
**2013-14 Team: Cape Breton (QMJHL)**  
**Drafted: Carolina 2014 (6-127-5)**

### CAREER

Had 55 points (22g, 33a) in 114 career Quebec Major Junior Hockey League (QMJHL) games with Cape Breton entering the 2014-15 season... Selected by Carolina in the fifth round (127th overall) of the 2014 NHL Draft... Won the gold medal with Canada's U-18 national team at the 2013 Ivan Hlinka tournament, scoring one goal and registering a plus-2 rating in five games... Also represented Canada Atlantic at the 2013 U-17 World Hockey Challenge, earning five points (3g, 2a) in five games... Played for his hometown St. John's Privateers in the Newfoundland and Labrador Major Midget Hockey League (NLMMHL) in 2011-12, ranking 11th in the league in scoring with 38 points (18g, 20a) in 23 games... Had nine points (3g, 6a) in eight playoff games as the Privateers won the Provincial Championship... Selected by Cape Breton in the first round (3rd overall) of the 2012 QMJHL Entry Draft... Completed his first season of major

junior hockey in 2012-13, scoring eight goals and adding 14 assists (22 points) for Cape Breton... Earned his first QMJHL points with a pair of assists vs. Rimouski (10/21)... Scored his first QMJHL goal vs. P.E.I. (11/14/12)... **2013-14:** Served as an alternate captain for Cape Breton in his second QMJHL season, totaling 14 goals and 19 assists (33 points) in 56 games... Selected to play for Team Orr in the 2014 CHL/NHL Top Prospects Game... Netted a pair of goals vs. Halifax (9/22)... Registered a three-point game (2g, 1a) vs. Halifax (12/29)... Had a career-high three assists at Acadie-Bathurst (1/3)... Had a three-game point streak from 1/17-1/21, totaling six points (3g, 3a) in that span... Played in all four of Cape Breton's first-round playoff games against Gatineau, totaling one point... Scored a goal in his QMJHL Playoff debut at Gatineau (3/21).

### CAREER STATS

REGULAR SEASON							PLAYOFFS					
YEAR	TEAM	LEAGUE	GP	G	A	TP	PIM	GP	G	A	TP	PIM
2011-12	St. John's	NLMMHL	23	18	20	38	45	8	3	6	9	10
2012-13	Cape Breton	QMJHL	58	8	14	22	33	—	—	—	—	—
2013-14 (a)	Cape Breton	QMJHL	56	14	19	33	54	4	1	0	1	8
<b>QMJHL Totals (2 seasons)</b>			<b>114</b>	<b>22</b>	<b>33</b>	<b>55</b>	<b>87</b>	<b>4</b>	<b>1</b>	<b>0</b>	<b>1</b>	<b>8</b>

(a) June 28, 2014—Selected by the Carolina Hurricanes in the 2014 NHL Draft. Sixth Hurricanes pick, 127th overall, fifth round.



## PATRICK BROWN

**Center • Shoots Right**  
**6'1" • 210 lbs.**  
**5/29/92 • Bloomfield Hills, MI**

**Acquired: 4/12/14, Signed as a free agent**  
**2013-14 Team: Boston College (Hockey East)**  
**Drafted: Undrafted**

### CAREER


Completed his collegiate career at Boston College (Hockey East) with 21 goals and 22 assists (43 points) in 120 games... Signed with the Hurricanes as an undrafted free agent on 4/12/14... During his time at Boston College, his team totaled 112 victories, one NCAA championship (2012), three Hockey East regular-season titles and two Hockey East tournament championships... Was a member of the Hockey East All-Academic team each of his four seasons... His father, Doug Brown, played 15 seasons in the NHL, capturing the Stanley Cup with the Detroit Red Wings in 1997 and 1998... Patrick's middle name is Wellington, after his grandfather Wellington Mara, former owner of the NFL's New York Giants... Registered a team-high 48 points (23g, 25a) in 30 games for Bloomfield Hills Cranbrook-Kingswood (MI) in 2009-10, serving as co-captain... Helped guide the team to the 2010 Michigan High School Athletic Association Division III State Championship, its second straight state title... Earned Michigan Interscholastic Hockey League co-Most Valuable Player honors in 2009-10, tallying a league-best 20 points in conference contests... Was named to the Michigan High School Hockey Coaches Association (MHSCHA) All-State first-team in both 2008-09 and 2009-10... Also named to the MHSCHA Dream Team in 2009-10... Completed his freshman season at Boston College in 2010-11, earning his first college

point vs. Maine (11/19/10)... Scored his first collegiate goal in the Eagles' 5-2 win vs. Michigan State (10/7/11)... Played in all 38 games during his junior season in 2012-13, totaling 11 points (5g, 6a) and winning 53% of his faceoffs... **2013-14:** Completed his senior season at Boston College, ranking third among Eagles in goals (15) and fourth in points (30) in 40 games played... Served as the team's captain... Was also third on the team in game-winning goals (4)... Shared the John "Snooks" Kelley Memorial Award as the individual who best typifies Boston College hockey with Bill Arnold... Netted his first career short-handed goal and logged his first career multi-point game with an assist against Wisconsin (10/18)... Scored his first career power play goal for the game-winning tally against Providence (1/10), his 100th-career collegiate game... Netted the game-winning goal and added an insurance tally late to clinch the 62nd annual Beanpot Tournament against Northeastern (2/10)... That game-winning goal was selected as ESPN SportsCenter's No. 1 play on its Top 10 plays list that evening... Scored a pair of goals at Vermont (2/14), including the game-winning tally... Was selected as the Hockey East Player of the Week on 2/17... Scored in Boston College's NCAA Frozen Four semifinal game against Union (4/10), as the Eagles ultimately fell to Union 5-4 to end their season.

### CAREER STATS

REGULAR SEASON							PLAYOFFS					
YEAR	TEAM	LEAGUE	GP	G	A	TP	PIM	GP	G	A	TP	PIM
2010-11	Boston College	Hockey East	29	0	1	1	8	—	—	—	—	—
2011-12	Boston College	Hockey East	13	1	0	1	6	—	—	—	—	—
2012-13	Boston College	Hockey East	38	5	6	11	14	—	—	—	—	—
2013-14 (a)	Boston College	Hockey East	40	15	15	30	30	—	—	—	—	—
<b>Hockey East Totals (4 Seasons)</b>			<b>120</b>	<b>21</b>	<b>22</b>	<b>43</b>	<b>58</b>	<b>—</b>	<b>—</b>	<b>—</b>	<b>—</b>	<b>—</b>

(a) April 12, 2014—Signed by the Carolina Hurricanes as a free agent.



## TREVOR CARRICK

**Defenseman • Shoots Left**  
**6'2" • 186 lbs.**  
**7/4/94 • Stouffville, Ont.**

**Acquired: 2012 NHL Draft**  
**2013-14 Team: Mississauga/Sudbury (OHL)**  
**Drafted: Carolina 2012 (5-115-4)**

### CAREER

Is in his first professional season after completing a three-year Ontario Hockey League (OHL) career with 101 points (38g, 63a) and 237 penalty minutes in 194 games with Mississauga and Sudbury... Was selected by Carolina in the fourth round of the 2012 NHL Draft and signed to a three-year, entry-level contract on 12/18/13... Played for his hometown team, Stouffville, prior to beginning his OHL career, earning 19 points (6g, 13a) in 40 games in 2010-11... Was Stouffville's third-leading scorer with 13 points (2g, 11a) in 19 games, as the Spirit reached the OJHL semifinals before falling to eventual champion Wellington... Was selected by Mississauga St. Michael's in the fifth round (85th overall) of the 2010 OHL Priority Draft... Ranked third among Mississauga defensemen in scoring during his rookie season in the OHL in 2011-12, totaling 19 points (6g, 13a) in 68 games... Made his OHL debut at Sudbury (9/23/11)... Earned his first OHL point with an assist vs. Sault Ste. Marie (10/7/11)... Scored his first OHL goal vs. Plymouth (10/23/11)... Had a career-high, five-game point streak from 2/20/12-3/2/12 (4g, 2a), including a four-game goal streak (2/24/12-3/2/12: 4g, 1a)... Made his OHL playoff debut at Barrie (3/22/12) and scored his first playoff goal in Game 4 vs. Barrie (3/27/12)... Ranked third among Mississauga


defensemen in goals (10), assists (21) and points (31) in 56 games played during his second season with the Steelheads in 2-12-13... Totaled two assists in six 2013 OHL playoff games as the Steelheads fell to Belleville in the opening round... **2013-14:** Ranked second among OHL defensemen in goals (22) and tied for eighth in points (51), splitting his final season of junior hockey between Mississauga and Sudbury... Was the only player among the top 20 OHL defensemen in scoring who also had more than 100 penalty minutes... Had two point efforts (1g, 1a) in each of his first two games of the season, at Niagara (9/19) and vs. Owen Sound (9/20)... Scored two goals and added an assist vs. Sudbury (9/29)... Registered three assists at Sudbury (10/19)... Had his third three-point game of the season with two goals and an assist at Kingston (11/24)... Acquired by Sudbury on 1/9... Scored two goals and added an assist at Niagara (2/16)... Earned his fifth three-point effort of the season with a goal and two assists vs. Guelph (2/28)... Matched his career high with a five-game point streak from 2/23-3/1 (2g, 5a)... Earned three points (1g, 2a) in five OHL playoff games as Sudbury fell to Barrie in the opening round.

### CAREER STATS

REGULAR SEASON							PLAYOFFS					
YEAR	TEAM	LEAGUE	GP	G	A	TP	PIM	GP	G	A	TP	PIM
2010-11	Stouffville	OJHL	40	6	13	19	44	19	2	11	13	10
2011-12 (a)	Mississauga	OHL	68	6	13	19	64	6	1	0	1	7
2012-13	Mississauga	OHL	56	10	21	31	56	6	0	2	2	11
2013-14 (b)	Mississauga	OHL	41	16	15	31	65	—	—	—	—	—
	Sudbury	OHL	29	6	14	20	52	5	1	2	3	10
<b>OHL Totals (3 Seasons)</b>			<b>194</b>	<b>38</b>	<b>63</b>	<b>101</b>	<b>237</b>	<b>17</b>	<b>2</b>	<b>4</b>	<b>6</b>	<b>28</b>

(a) June 23, 2012—Selected by the Carolina Hurricanes in the 2012 NHL Draft. Fifth Hurricanes pick, 115th overall, fourth round.

(b) Dec. 18, 2013—Signed a three-year, entry-level contract with the Carolina Hurricanes.



## BRENDAN COLLIER

**Left Wing • Shoots Left**  
**5'9" • 183 lbs.**  
**10/8/93 • Charlestown, MA**

**Acquired: 2012 NHL Draft**  
**2013-14 Teams: Boston University (Hockey East)**  
**Drafted: Carolina 2012 (9-189-7)**

### CAREER

Selected by the Hurricanes in the seventh round (189th overall) in the 2012 NHL Draft... Has four points (1g, 3a) in 28 career collegiate games for Boston University... Played one season in the Eastern Junior Hockey League (EJHL), earning 42 points (14g, 28a) in 43 games... Totaled 56 goals and 83 assists (139 points) during his junior and senior seasons at Malden Catholic High School in Massachusetts, helping the Lancers capture consecutive Super Eight state championships... Also played golf and lacrosse at Malden Catholic... Netted 30 goals and added 45 assists (75 points) in 25 games for Malden Catholic in 2010-11, and was named an All-State selection by ESPN Boston... Scored the overtime game-winner in the state championship game, as Malden Catholic defeated St. John's Prep at TD Garden in Boston... Was named Mr. Hockey by ESPN Boston in 2011-12, after totaling 64 points (26g, 38a) in 25 games to lead Malden

Catholic to its second consecutive state championship... Also an All-State selection by ESPN Boston for the second consecutive year... Led all Massachusetts Division 1A players in 2011-12 scoring... Scored a goal in the 2012 state championship game at TD Garden, as the Lancers topped BC High 3-1 to win the title... Spent the 2012-13 season in the Eastern Junior Hockey League (EJHL), leading the Valley Junior Warriors in assists (28) and points (42) in 43 regular-season games... Had six points (1g, 5a) in six playoff games as Valley Junior advanced to the 2013 EJHL semifinals before falling to the Islanders Hockey Club... **2013-14:** Completed his freshman season at Boston University, totaling four points (1g, 3a) in 29 games... Led the Terriers in plus/minus... Earned his first collegiate point with an assist vs. Merrimack (12/7)... Netted his first goal for Boston University vs. New Hampshire (2/17).

### CAREER STATS

REGULAR SEASON							PLAYOFFS					
YEAR	TEAM	LEAGUE	GP	G	A	TP	PIM	GP	G	A	TP	PIM
2010-11	Malden Catholic	High-MA	25	30	45	75	—	—	—	—	—	—
2011-12 (a)	Malden Catholic	High-MA	25	26	38	64	36	—	—	—	—	—
2012-13	Valley Junior	EJHL	43	14	28	42	27	6	1	5	6	4
2013-14	Boston University	Hockey East	29	1	3	4	8	—	—	—	—	—
<b>Hockey East Totals (1 Season)</b>			<b>29</b>	<b>1</b>	<b>3</b>	<b>4</b>	<b>8</b>	<b>—</b>	<b>—</b>	<b>—</b>	<b>—</b>	<b>—</b>

(a) June 23, 2012—Selected by the Carolina Hurricanes in the 2012 NHL Draft. Ninth Hurricanes pick, 189th overall, seventh round



## EVGENII DADONOV

**Left Wing • Shoots Left**

**5'11" • 184 lbs.**

**3/12/89 • Chelyabinsk, Russia**

**Acquired: 1/18/12, Trade with Florida**

**2012-13 Teams: Donetsk (KHL)**

**Drafted: Florida 2007 (3-71-3)**

### CAREER

Acquired by the Hurricanes on 1/18/12 along with A.J. Jenks in exchange for Jon Matsumoto and Mattias Lindstrom... Had 82 points (40g, 42a) in 146 career Kontinental Hockey League (KHL) games entering 2014-15... Has 20 points (10g, 10a) in 55 career NHL games, all with Florida... Totaled 84 points (33g, 51a) in 155 career AHL games with Rochester, San Antonio and Charlotte... Represented Russia at the 2007 World Junior Championship, winning bronze... Also played for Russia at the 2007 U-18 World Junior Championship... Played three seasons for Chelyabinsk from 2006-2009, totaling 37 points (19g, 18a) in 107 games on the top Russian level... Completed his first season in North America in 2009-10, skating in four NHL games with the Panthers, and earning 40 points (17g, 23a) in 76 games with Rochester (AHL)... Made his NHL debut vs. OTT (4/6/10)... Totaled 17 points (8g, 9a) in 36 NHL games with Florida in 2010-11, and represented Florida at the 2011 NHL

All-Star Game in Raleigh as one of 12 rookies selected to participate... Earned first NHL point with an assist vs. COL (12/7/10)... Netted his first NHL goal Dec. 15 vs. CAR (12/15/10)... Had his first NHL multi-point game with two assists vs. BUF (12/17/10)... Netted two goals in his return to action vs. NYI (3/19) after missing 21 games with a broken finger, his first career multi-goal game... Also skated in 24 AHL games with Rochester in 2010-11, recording 16 points (8g, 8a)... Split the season 2011-12 between Florida (NHL), San Antonio (AHL) and Charlotte (AHL), earning three points (2g, 1a) in 15 NHL games with Florida... Led Donbass Donetsk (KHL) in assists (24) and points (38) and was third on the team in plus/minus (+7) in 2012-13... **2013-14:** Completed his third KHL season with Donbass Donetsk, ranking second on the team in goals (15) and points (29)... Led the team in goals (7) and points (12) during the KHL Playoffs, as Donbass eliminated Riga in seven games before falling to Praha.


### CAREER STATS

REGULAR SEASON								PLAYOFFS				
YEAR	TEAM	LEAGUE	GP	G	A	TP	PIM	GP	G	A	TP	PIM
2006-07 (a)	Chelyabinsk	Russia	24	1	1	2	8	—	—	—	—	—
	Chelyabinsk 2	Russia-3	4	2	0	2	14	—	—	—	—	—
2007-08	Chelyabinsk	Russia	43	7	13	20	20	2	0	0	0	0
	Chelyabinsk 2	Russia-3	12	4	7	11	32	—	—	—	—	—
	Russia	WJC	7	0	0	0	4	—	—	—	—	—
2008-09	Chelyabinsk	KHL	40	11	4	15	8	3	0	0	0	2
	Russia	WJC	7	2	5	7	2	—	—	—	—	—
2009-10	Florida	NHL	4	0	0	0	0	—	—	—	—	—
	Rochester	AHL	76	17	23	40	36	7	0	1	1	0
2010-11	Florida	NHL	36	8	9	17	14	—	—	—	—	—
	Rochester	AHL	24	8	8	16	4	—	—	—	—	—
2011-12 (b)	Florida	NHL	15	2	1	3	2	—	—	—	—	—
	San Antonio	AHL	20	5	4	9	4	—	—	—	—	—
	Charlotte	AHL	35	3	16	19	6	—	—	—	—	—
2012-13 (c)	Donetsk	KHL	54	14	24	38	12	—	—	—	—	—
	2013-14	Donetsk	KHL	54	15	14	29	24	13	7	5	12
NHL Totals (3 Seasons)			55	10	10	20	16	—	—	—	—	—

(a) June 23, 2007—Selected by the Florida Panthers in the 2007 NHL Entry Draft. Third Panthers pick, 71st overall, third round.

(b) Jan. 18, 2012—Acquired by the Carolina Hurricanes along with a A.J. Jenks in exchange for Jon Matsumoto and Mattias Lindstrom.

(c) July 4, 2012—Signed as a free agent by Donbass Donetsk (KHL).



## PHIL Di GIUSEPPE

**Left Wing • Shoots Left**

**6'0" • 200 lbs.**

**10/9/93 • Maple, Ont.**

**Acquired: 2012 NHL Draft**

**2013-14 Teams: Michigan (CCHA), Charlotte (AHL)**

**Drafted: Carolina 2012 (1-38-2)**

### CAREER

Was Carolina's first pick (38th overall) in the 2012 NHL Draft... Had 78 points (33g, 45a) and 79 penalty minutes in 115 career college games with Michigan (CCHA) before signing with Carolina on 3/26/14... Represented Canada in the 2012 Canada-Russia Challenge, along with fellow Hurricanes' prospect Ryan Murphy... Prior to his collegiate career, spent two seasons playing for the Villanova Knights of the Ontario Junior Hockey League from 2009-11... Earned 47 points (16g, 31a) in 56 regular-season games and four points (1g, 3a) in six playoff games for the Knights in 2009-10... Had 63 points (24g, 39a) in 49 regular-season games and 16 points (6g, 10a) in 10 playoff games during his second season with Villanova in 2010-11... Scored 11 goals and added 15 assists (26 points) during his freshman season at Michigan in 2011-12... Ranked second among Michigan rookies in goals, assists and points... Was a 2011-12 CCHA All-Rookie Team Honorable Mention selection... Made his Michigan

debut vs. Niagara (10/4/11)... Earned his first point with an assist vs. Bentley (10/7/11)... Netted the first two goals of his college career, including the game-winner, vs. Bentley (10/8/11)... Named CCHA Rookie of the Month for October 2011 and Rookie of the Week for the week ending 10/31/11... Totaled 28 points (9g, 19a) in 40 games during his sophomore season at Michigan in 2012-13... **2013-14:** Ranked 22nd in the Big Ten in scoring with 24 points (13g, 11a) in 35 games during his final collegiate season with Michigan... Netted game-winning goals for the Wolverines vs. Michigan State (1/23), Penn State (2/22) and at Ohio State (3/2)... Scored a goal to force overtime in Michigan's Big Ten Tournament opener against Penn State before the Wolverines fell to the Nittany Lions in double overtime to end their season... Made his professional debut with Charlotte (AHL) at Oklahoma City (4/6)... Tallied his first professional point with an assist on Brody Sutter's goal at Rockford (4/19).


### CAREER STATS

			REGULAR SEASON					PLAYOFFS				
YEAR	TEAM	LEAGUE	GP	G	A	TP	PIM	GP	G	A	TP	PIM
2008-09	Vaughan	GTHL	41	16	17	33	19	—	—	—	—	—
2009-10	Villanova	OJHL	56	16	31	47	44	6	1	3	4	0
2010-11	Villanova	OJHL	49	24	39	63	25	10	6	10	16	6
2011-12 (a)	Michigan	CCHA	40	11	15	26	18	—	—	—	—	—
2012-13	Michigan	CCHA	40	9	19	28	32	—	—	—	—	—
2013-14 (b)	Michigan	Big 10	35	13	11	24	29	—	—	—	—	—
	Charlotte	AHL	3	0	1	1	6	—	—	—	—	—
NCAA Totals (3 Seasons)			115	33	45	78	79	—	—	—	—	—

(a) June 23, 2012—Selected by the Carolina Hurricanes in the 2012 NHL Draft. First Hurricanes pick, 38th overall, second round.

(b) March 26, 2014—Signed a three-year, entry-level contract with the Carolina Hurricanes.





## HAYDN FLEURY

**Defenseman • Shoots Left**  
**6'3" • 207 lbs.**  
**7/8/96 • Carlyle, Sask.**

**Acquired: 2014 NHL Draft**  
**2013-14 Team: Red Deer (WHL)**  
**Drafted: Carolina 2014 (1-7-1)**

### CAREER


Selected by the Hurricanes in the first round (7th overall) in the 2014 NHL Draft... Totaled 65 points (12g, 53a) in 140 career Western Hockey League games with Red Deer entering the 2014-15 season... Had three points (1g, 2a) in five games for Western Canada at the 2013 World U-17 Challenge... Won a gold medal with Canada at the 2013 U-18 Ivan Hlinka Memorial Tournament... Was named Best Defenseman at the 2014 Under-18 World Championship, helping Canada capture bronze... His brother, Cale, will begin his junior hockey career for Kootenay (WHL) in 2014-15... Is attempting to become the third player from Carlyle, Sask., (population 1,400) to reach the NHL (Brenden Morrow, Jim McKenzie)... Played Bantam and Midget AAA with Athol Murray College of Notre Dame in Wilcox, Sask. in 2010-11, scoring 26 points (7g, 19a) in 21 Bantam games... Other prominent Notre Dame alumni include Rod Brind'Amour, Brad Richards and Vincent Lecavalier... Selected by Red Deer in the second round (43rd overall) of the 2011 WHL Bantam Draft... Began his WHL career with Red Deer in 2011-12, playing four games with the Rebels... Made his WHL debut vs. Prince Albert (12/11/11)... Spent most of the 2011-12 season with Notre Dame in the Saskatchewan Midget Hockey League, notching 21 points (6g, 15a) in 39 games for the

Argos... Also played for Team Saskatchewan in the 2011 Western Canada U16 Challenge Cup... Played his first full WHL season in 2012-13, ranking third among Rebels defensemen in scoring with 19 points (4g, 15a) in 66 games... Netted his first WHL goal at Swift Current (10/9/12)... Earned his first WHL assist at Calgary (10/13/12)... Had two assists in nine 2013 WHL playoff games for Red Deer, as the Rebels beat Prince Albert in five games before falling to Calgary... **2013-14:** Led Red Deer defensemen with 46 points (8g, 38a) in 70 games, while registering a team leading plus-15 rating... Had 10 multi-point games, including seven multi-assist games... Set single-game career highs with three assists at Moose Jaw (10/4) and at Lethbridge (11/9)... Netted the game-winning goal at Victoria (11/1)... Had a career-long, four-game point streak from 11/9-11/20 (1g, 5a)... Scored the game-winning goal and earned an assist vs. Prince Albert (12/4)... Earned three multi-assist games in a four-game span from 12/17-12/20 (6a)... Scored the game winner, earned an assist and was (+3) at Swift Current (1/11)... Scored his seventh goal of the season, earned an assist and was (+2) at Prince George (2/7)... Earned points in four of the last five games of the regular season (3/7-3/16: 1g, 3a). Signed to a three-year, entry level contract on 8/7/14.

### CAREER STATS

			REGULAR SEASON					PLAYOFFS				
YEAR	TEAM	LEAGUE	GP	G	A	TP	PIM	GP	G	A	TP	PIM
2010-11	Notre Dame	SMHL	3	0	1	1	0	—	—	—	—	—
2011-12	Notre Dame	SMHL	39	6	15	21	60	8	1	4	5	8
	Red Deer	WHL	4	0	0	0	0	—	—	—	—	—
2012-13	Red Deer	WHL	66	4	15	19	21	9	0	2	2	4
2013-14 (a)	Red Deer	WHL	70	8	38	46	46	—	—	—	—	—
WHL Totals (3 seasons)			140	12	53	65	67	9	0	2	2	4

(a) June 27, 2014—Selected by the Carolina Hurricanes in the 2014 NHL Draft. First Hurricanes pick, seventh overall, first round.



## WARREN FOEGELE

**Left Wing • Shoots Left**  
**6'1" • 185 lbs.**  
**4/1/96 • Markham, Ont.**

**Acquired: 2014 NHL Draft**  
**2013-14 Team: St. Andrew's (Canadian Prep.)**  
**Drafted: Carolina 2014 (3-67-3)**

### CAREER


Selected by Carolina in the third round (67th overall) of the 2014 NHL Draft... Totaled 95 goals and 85 assists (180 points) in 118 career varsity games over three seasons for Canadian prep school St. Andrews College... Will begin his collegiate career in 2014-15 at the University of New Hampshire, where he will be teammates with fellow Hurricanes prospect Brett Pesce... Played for his hometown Markham Waxers AAA team in 2011-12, totaling 18 points (10g, 8a) in 28 games... Also made his varsity debut for St. Andrew's College in 2011-12, appearing in eight games, including two playoff games, and earning

one assist... Named a Conference of Independent Schools Athletic Association (CISAA) All-Star in 2012-13 after totaling 37 goals and 36 assists (73 points) in 58 games for St. Andrew's... **2013-14:** Led St. Andrew's with 58 goals, 49 assists and 107 points in 52 games as the Saints captured the 2013-14 MacPherson Tournament, MPHL and CISAA championships... Named a CISAA All-Star for the second consecutive season and selected as team MVP... Scored twice for the Saints in the deciding game of the CISSA tournament against Upper Canada College.

### CAREER STATS

			REGULAR SEASON					PLAYOFFS				
YEAR	TEAM	LEAGUE	GP	G	A	TP	PIM	GP	G	A	TP	PIM
2011-12	Markham	ETAMMHL	28	10	8	18	38	—	—	—	—	—
	St. Andrew's	CISAA	1	0	0	0	0	-	-	-	-	-
2012-13	St. Andrew's	MPHL	5	0	1	1	0	2	0	0	0	0
	St. Andrew's	CISAA	15	9	10	19	20	5	3	2	5	6
	St. Andrew's	MPHL	13	7	10	17	12	3	2	5	7	2
2013-14 (a)	St. Andrew's	High-Ont.	22	16	9	25	8	—	—	—	—	—
	St. Andrew's	CISAA	14	17	6	23	15	5	5	4	9	10
	St. Andrew's	MPHL	13	12	17	29	14	3	6	5	11	2
	St. Andrews	High-Ont.	17	18	17	35	26	—	—	—	—	—
Canadian Prep Totals (3 Seasons)			100	79	70	149	95	18	16	16	32	20

(a) June 28, 2014—Selected by the Carolina Hurricanes in the 2014 NHL Draft. Third Hurricanes pick, 67th overall, third round.



## TYLER GANLY

**Defenseman • Shoots Right**

**6'2" • 201 lbs.**

**3/22/95 • Milton, Ont.**

**Acquired: 2013 NHL Draft**

**2012-13 Team: Sault Ste. Marie (OHL)**

**Drafted: Carolina 2013 (4-156-6)**

### CAREER


Selected by the Hurricanes in the sixth round (156th overall) in the 2013 NHL Draft... Had 38 points (3g, 35a) and 126 penalty minutes in 129 career Ontario Hockey League (OHL) games with Sault Ste. Marie entering 2014-15... Is teammates in Sault Ste. Marie with fellow Hurricanes prospects Sergey Tolchinsky and Kyle Jenkins... Was selected by Sault Ste. Marie in the fifth round (87th overall) in the 2011 OHL Priority Draft... Spent most of the 2010-11 season with the Toronto Junior Canadiens minor midget AAA team, totaling 44 points (14g, 30a) in 84 Greater Toronto Hockey League (GTHL) games... Participated in the 2011 U17 Provincial Camp in Thunder Bay... Served as an alternate captain for the Toronto Junior Canadiens midget AAA team in 2011-12, totaling 24 points (9g, 15a) in 39 GTHL games... Represented the Junior Canadiens in the 2012 GTHL All-Star Game... Completed his first season of major junior hockey with Sault Ste. Marie in 2012-13, notching 17 assists and a (+2) rating in 62 games... Made

his OHL debut vs. Plymouth (9/21/12)... Earned his first OHL point with an assist vs. Saginaw (10/3/12)... Played all six games of Sault Ste. Marie's 2013 first-round playoff series against Owen Sound... **2013-14:** Ranked third among Sault Ste. Marie defensemen in scoring with 21 points (3g, 18a) in 67 games... Was second on the team and first among blueliners with a plus-34 rating... Served as an alternate captain for the Greyhounds... Earned a pair of assists at North Bay (11/5)... Had a career-long, four-game point streak from 1/16-1/24 (1g, 3a)... Earned a pair of assists, sparred with Anthony DeAngelo and was (+6) at Sarnia (3/7)... Appeared in all nine playoff games for Sault Ste. Marie, as the Greyhounds eliminated Owen Sound before being swept by Erie... Earned a pair of assists and was (+2) in Game 2 vs. Owen Sound (3/22).

### CAREER STATS

			REGULAR SEASON					PLAYOFFS				
YEAR	TEAM	LEAGUE	GP	G	A	TP	PIM	GP	G	A	TP	PIM
2010-11	Tor. Jr. Canadiens	GTHL	84	14	30	44	44	—	—	—	—	—
	Tor. Canadiens	Ont.-Jr. A	2	0	1	1	0	—	—	—	—	—
2011-12	Tor. Jr. Canadiens	GTHL	39	9	15	24	60	10	2	4	6	4
	Brampton Capitals	Ont.-Jr. A	7	0	1	1	0	—	—	—	—	—
2012-13 (a)	Sault Ste. Marie	OHL	62	0	17	17	64	6	0	0	0	0
2013-14	Sault Ste. Marie	OHL	67	3	18	21	62	9	0	2	2	8
OHL Totals (2 Seasons)			129	3	35	38	126	15	0	2	2	8

(a) June 30, 2013—Selected by the Carolina Hurricanes in the 2013 NHL Draft. Fourth Hurricanes pick, 156th overall, sixth round.



## GREGORY HOFMANN

**Center • Shoots Left**

**6'0" • 178 lbs.**

**11/13/92 • Tramelan, Switzerland**

**Acquired: 2011 NHL Entry Draft**

**2013-14 Team: Davos (Swiss)**

**Drafted: Carolina 2011 (4-103-4)**

### CAREER


Had earned 62 points (31g, 31a) in 166 career games in the Swiss National League entering 2014-15... Was ranked 11th among European skaters by Central Scouting heading into the 2011 NHL Entry Draft... Has represented Switzerland in a number of international tournaments... Earned six points (2g, 4a) and was (+3) at the 2009 Five Nations Cup... Totaled two points (1g, 1a) in three games at the 2010 Four Nations Cup... Ranked tied for fourth in the tournament with five goals in six games at the 2010 U-18 World Junior Championship in Belarus, helping the Swiss to a fifth-place finish — their best result at the tournament in 10 years... Scored two of Switzerland's eight goals in an 8-3 victory against Canada West in the bronze medal game of the 2010 World Junior A Challenge in Penticton, British Columbia, finishing

the tournament ranked second among all skaters in goals (4) and tied for third in points (6)... Was tied for second among Swiss skaters with four points (1g, 3a) at the 2011 World Junior Championship in Buffalo, as Switzerland advanced to the medal round before falling to Canada in the quarterfinals... Totaled two points (1g, 1a) in six games during the 2012 World Junior Championship in Canada... Had six points (5g, 1a) in 34 games with HC Ambri-Piotta, skating as a 19-year-old in Switzerland's National League in 2011-12... Established Swiss National League career highs in games played (49), goals (16), assists (11) and points (27) in 2012-13... **2013-14:** Completed his second full season with Davos in the Swiss National League, totaling 17 points (7g, 10a) in 41 games.

### CAREER STATS

			REGULAR SEASON					PLAYOFFS				
YEAR	TEAM	LEAGUE	GP	G	A	TP	PIM	GP	G	A	TP	PIM
2006-07	Chaux-de-Fonds Jr.	Swiss Jr.	4	0	0	0	0	—	—	—	—	—
2007-08	Luzern U17	Swiss U17	6	2	5	7	14	—	—	—	—	—
	Ambri U17	Swiss U17	22	14	11	25	64	5	4	3	7	20
	Ambri Jr.	Swiss Jr.	11	4	1	5	6	8	0	0	0	2
	Ambri U17	Swiss U17	15	8	11	19	39	—	—	—	—	—
2008-09	Ambri Jr.	Swiss Jr.	22	10	7	17	26	2	0	0	0	2
	Ambri Jr.	Swiss Jr.	34	25	30	55	20	3	1	2	3	6
2009-10	Ambri Jr.	Swiss Jr.	34	25	30	55	20	3	1	2	3	6
	Ambri	Swiss	1	0	0	0	0	1	0	0	0	0
2010-11 (a)	Ambri Jr.	Swiss Jr.	2	2	0	2	2	—	—	—	—	—
	Ambri	Swiss	41	3	9	12	2	12	0	2	2	2
	Ambri	Swiss-Q	—	—	—	—	—	5	1	2	3	2
	Ambri	Swiss	34	5	1	6	6	8	1	0	1	0
2011-12	Ambri	Swiss	34	5	1	6	6	8	1	0	1	0
	Ambri	Swiss-Q	—	—	—	—	—	4	1	1	2	2
	Ambri	Swiss-Jr.	7	3	1	4	2	2	2	0	2	0
	Davos	Swiss	49	16	11	27	20	7	0	2	2	0
2012-13	Davos	Swiss	49	16	11	27	20	7	0	2	2	0
2013-14	Davos	Swiss	41	7	10	17	30	—	—	—	—	—
Swiss Totals (5 Seasons)			166	31	31	62	58	28	1	2	3	2

(a) June 25, 2011—Selected by the Carolina Hurricanes in the 2011 NHL Entry Draft. Fourth Hurricanes pick, 103rd overall, fourth round.



## KYLE JENKINS

**Defenseman • Shoots Left**  
**6'1" • 175 lbs.**  
**4/22/96 • Brampton, Ont.**

**Acquired: 2014 NHL Draft**  
**2013-14 Team: Sault Ste. Marie (OHL)**  
**Drafted: Carolina 2014 (7-187-7)**

### CAREER

Selected by Carolina in the seventh round (187th overall) of the 2014 NHL Draft... Had totaled 25 points (7g, 18a) in 64 career Ontario Hockey League (OHL) games with Sault Ste. Marie entering the 2014-15 season... Is teammates with fellow Hurricanes prospects Sergey Tolchinsky and Tyler Ganly for the Greyhounds... Selected by Sault Ste. Marie in the fourth round of the 2012 OHL Priority Selection... Named to the OJHL First All-Prospect Team after totaling 29 points (9g, 20a) in 46 games for Oakville in 2012-13... Played for Team OJHL South at the Central Canada Cup and Central Canada Cup Top Prospects Game... Attended the Team Canada East selection camp for the Hockey Canada Jr. A Challenge... Made his OHL debut with Sault Ste. Marie vs. London (3/17/13)... **2013-14:** Completed his first full OHL season

with Sault Ste. Marie, ranking second among Greyhounds defensemen in scoring with 25 points... Earned his first OHL point with an assist vs. Sudbury (9/21)... Scored his first-career OHL goal vs. Windsor (10/12)... Tallied a pair of assists vs. Sarnia (10/23) for his first multi-point game... Scored a goal and added an assist vs. Belleville (10/25) for his second consecutive multi-point game... Had a career-long, four-game point streak from 10/20-10/26 (2g, 4a)... Had two assists vs. North Bay (12/11)... Earned his fifth multi-point effort of the season with a goal and an assist vs. Erie (2/22)... Appeared in all nine of the Greyhounds' playoff games, scoring one goal... Made his OHL playoff debut vs. Owen Sound (3/21)... Scored his first OHL playoff goal vs. Erie (4/2).

### CAREER STATS

REGULAR SEASON								PLAYOFFS				
YEAR	TEAM	LEAGUE	GP	G	A	TP	PIM	GP	G	A	TP	PIM
2009-10	Mississauga Rebels	GTHL	75	10	22	32	30	—	—	—	—	—
2010-11	Mississauga Rebels	GTHL	78	8	37	45	24	—	—	—	—	—
2011-12	Mississauga Rebels	GTHL	77	15	30	45	44	—	—	—	—	—
2012-13	Oakville	OJHL	46	9	20	29	47	6	1	2	3	16
	Sault Ste. Marie	OHL	1	0	0	0	0	—	—	—	—	—
2013-14 (a)	Sault Ste. Marie	OHL	63	7	18	25	2	9	1	0	1	8
<b>OHL Totals (2 seasons)</b>			<b>64</b>	<b>7</b>	<b>18</b>	<b>25</b>	<b>2</b>	<b>9</b>	<b>1</b>	<b>0</b>	<b>1</b>	<b>8</b>

(a) June 28, 2014—Selected by the Carolina Hurricanes in the 2014 NHL Draft. Seventh Hurricanes pick, 187th overall, seventh round.



## ERIK KARLSSON

**Left Wing • Shoots Left**  
**6'0" • 170 lbs.**  
**7/28/94 • Lerum, Sweden**

**Acquired: 2012 NHL Draft**  
**2013-14 Teams: Frolunda (Sweden), Frolunda Jr. (Swe-Jr.)**  
**Drafted: Carolina 2012 (4-99-4)**

### CAREER

Selected by the Hurricanes in the fourth round (99th overall) of the 2012 NHL Draft... Had played 46 career games with Frolunda in the Swedish Hockey League entering 2014-15... Had 96 points (33g, 63a) in 125 career games with Frolunda Jr. of Sweden's junior league... Also skated in 43 games with Frolunda's under-18 team between 2009-2012, earning 57 points (25g, 32a)... Teamed with fellow Hurricanes draft picks Elias Lindholm and Lucas Wallmark to capture silver with Sweden at the 2014 World Junior Championship, notching three assists in seven games... Earned five points (2g, 3a) in six games as Sweden captured the silver medal at the 2012 U18 World Junior Championship in the Czech Republic... Also won silver with Sweden at the 2011 Ivan Hlinka Tournament and played in the 2011 World


Junior A Challenge, the 2012 U-18 5 Nations Cup and the 2013 4 Nations Cup... Spent most of the 2011-12 with Frolunda Jr. of Sweden's junior league, notching 14 goals and 19 assists (33 points) in 47 games... Scored 10 goals and added 25 assists (35 points) in 40 games with Frolunda Jr. in 2012-13... Also made his Swedish Elite League debut in 2012-13, appearing in five games for Frolunda... **2013-14:** Spent the majority of the season in the Swedish Hockey League with Frolunda, totaling five goals and one assist (6 points) in 41 games... Also appeared in nine games with Frolunda's junior team, scoring 15 points (5g, 10a)... Scored one goal in six postseason contests for Frolunda, as the Indians fell to Linköping in seven games in the opening round.

### CAREER STATS

REGULAR SEASON								PLAYOFFS				
YEAR	TEAM	LEAGUE	GP	G	A	TP	PIM	GP	G	A	TP	PIM
2009-10	Frolunda U18	Swe-U18	13	2	3	5	2	1	0	0	0	27
2010-11	Frolunda U18	Swe-U18	26	20	22	42	12	4	1	1	2	4
	Frolunda Jr.	Swe-Jr.	29	4	9	13	41	7	1	1	2	4
2011-12 (a)	Frolunda U18	Swe-U18	4	3	7	10	8	4	2	3	5	4
	Frolunda Jr.	Swe-Jr.	47	14	19	33	70	2	0	0	0	0
2012-13	Frolunda	Sweden	5	0	0	0	0	—	—	—	—	—
	Karlskrona	Sweden-2	2	0	1	1	0	—	—	—	—	—
	Frolunda Jr.	Swe-Jr.	40	10	25	35	48	6	1	5	6	0
2013-14 (b)	Frolunda	Sweden	41	5	1	6	6	6	1	0	1	0
	Frolunda Jr.	Swe-Jr.	9	5	10	15	2	—	—	—	—	—
<b>Swedish Hockey League Totals (2 Seasons)</b>			<b>46</b>	<b>5</b>	<b>1</b>	<b>6</b>	<b>6</b>	<b>6</b>	<b>1</b>	<b>0</b>	<b>1</b>	<b>0</b>

(a) June 23, 2012—Selected by the Carolina Hurricanes in the 2012 NHL Draft. Fourth Hurricanes pick, 99th overall, fourth round.

(b) May 27, 2014 — Signed by the Carolina Hurricanes to a three-year entry level contract.



## AUSTIN LEVI

**Defenseman • Shoots Left**  
**6'4" • 212 lbs.**  
**2/16/92 • Columbus, OH**

**Acquired: 2010 NHL Entry Draft**  
**2012-13 Team: Plymouth (OHL)**  
**Drafted: Carolina 2010 (5-85-3)**

### CAREER

Signed by the Hurricanes to a three-year, entry-level contract on 3/16/12... Completed his junior hockey career with 86 points (16g, 70a) and 302 penalty minutes in 268 career games with Plymouth of the Ontario Hockey League (OHL)... Participated in the 2011 U.S. Junior Team Evaluation Camp in August 2011... Was born in Columbus, OH, but grew up in Denver, CO... His family moved to Michigan when he was 14 so he could be a part of the Compuware youth hockey program... Had five assists and 33 penalty minutes for the Detroit Compuware U-16 squad in the Midwest Elite Hockey League (MWEHL) in 2007-08... Began his OHL season for Plymouth in 2008-09, skating in 12 regular-season and five playoff games with the Whalers... Made his OHL debut at Sault Ste. Marie (9/26/08)... Notched his first OHL point with an assist vs. Belleville (2/7/09)... Named Plymouth's Most Improved Player after earning 12 points (3g, 9a) and a plus-10 rating in 68 games during his second OHL season in 2009-10... Netted his first career OHL goal vs. Sarnia (11/6/09)... Ranked second among Whalers defensemen in scoring with 25 points (6g, 19a) in 66 regular-season games in 2010-11, and was second on


the team in plus/minus (+17) and third on the team in penalty minutes (87)... Established OHL career highs in assists (25) and points (30) in 2011-12... Completed his final season of junior hockey with Plymouth, totaling 17 points (2g, 15a) and ranking fifth on the team in plus/minus (+17) in 58 games... Earned three assists in 15 OHL playoff games as Plymouth advanced to the 2013 conference final before falling to London... **2013-14:** Split his first professional season between Charlotte (AHL) and Florida (ECHL)... Ranked fourth among Everblades' defensemen in assists (13) and fifth in points (15)... Scored one goal in 10 AHL games with the Checkers... Started the season with the Everblades and made his professional debut vs. Orlando (10/18)... Recorded his first professional point with an assist at Orlando (10/19)... Recalled to Charlotte on 12/14 and made his AHL debut vs. Norfolk (12/15)... Scored his first pro goal, the game-winner, at Rockford (12/20)... Reassigned to the Everblades on 1/16... Recorded his first multi-point game with a goal and an assist vs. Greenville (1/29)... Spurred with Nick Larson in his first professional bout vs. South Carolina (4/2).

### CAREER STATS

			REGULAR SEASON					PLAYOFFS				
YEAR	TEAM	LEAGUE	GP	G	A	TP	PIM	GP	G	A	TP	PIM
2007-08	Det. Compuware	MWEHL	22	0	5	5	33	—	—	—	—	—
2008-09	Plymouth	OHL	12	0	2	2	4	5	0	0	0	5
2009-10 (a)	Plymouth	OHL	68	3	9	12	116	9	0	0	0	8
2010-11	Plymouth	OHL	66	6	19	25	87	11	1	4	5	8
2011-12 (b)	Plymouth	OHL	64	5	25	30	46	13	2	8	10	10
2012-13	Plymouth	OHL	58	2	15	17	49	15	0	3	3	14
2013-14	Charlotte	AHL	10	1	0	1	0	—	—	—	—	—
	Florida	ECHL	53	2	13	15	55	—	—	—	—	—
AHL Totals (1 Season)			10	1	0	1	0	—	—	—	—	—

(a) June 26, 2010—Selected by the Carolina Hurricanes in the 2010 NHL Entry Draft. Fifth Hurricanes pick, 85th overall, third round.

(b) March 16, 2012—Signed by the Carolina Hurricanes to a three-year, entry-level contract.



## KEEGAN LOWE

**Defenseman • Shoots Left**  
**6'2" • 195 lbs.**  
**3/29/93 • Greenwich, CT**

**Acquired: 2011 NHL Entry Draft**  
**2012-13 Team: Edmonton (WHL)**  
**Drafted: Carolina 2011 (3-73-3)**

### CAREER

Was selected by Carolina in the third round (73rd overall) of the 2011 NHL Draft and signed to a three-year, entry-level contract on 3/14/13... Entered the 2014-15 season with 12 points (2g, 10a) in 63 career American Hockey League (AHL) games with Charlotte... Totaled 92 points (22g, 70a) and 470 penalty minutes in 276 career regular-season games with Edmonton in the Western Hockey League (WHL)... Participated in the 2010 NHL Research, Development and Orientation Camp in Toronto... Represented the United States at the 2010 Ivan Hlinka Memorial Tournament, appearing in five games... His father, Kevin, played 19 NHL seasons as a defenseman with the Edmonton Oilers and New York Rangers, and was a six-time Stanley Cup champion and seven-time NHL All-Star... Kevin currently serves as President of Hockey Operations for the Oilers... Keegan's mother, Karen Percy, was a two-time bronze-medalist in Alpine skiing for Canada at the 1988 Winter Olympics in Calgary... Played two seasons of prep hockey at Shattuck-St. Mary's prior to beginning his major junior career with Edmonton (WHL)... Totaled 14 points (2g, 12a) in 69 games during his rookie season with the Oil Kings... Made his NHL debut vs. Calgary (9/19/09)... Earned his first NHL point with an assist at Kootenay (9/23/09) and his first NHL goal at Brandon (12/12/09)... Was third among Edmonton Oil Kings defensemen in scoring with 24 points (2g, 22a) in 71 games during his second NHL season in 2010-11... Led all Oil Kings skaters and was ninth among NHL defensemen in plus/minus (+33) in 2010-11... Scored one goal in four playoff games as Edmonton was swept by Red Deer in the first round of the 2011 playoffs... Had 23 points (3g, 20a) and a plus-17 rating in 72 games for Edmonton in 2011-12, helping the Oil Kings win 50 games and capture the regular season conference title... Led the team in penalty minutes (139)... Played in all 20 of the Oil Kings' 2012 playoff games, totaling


seven points (3g, 4a) and 44 penalty minutes... Edmonton finished the regular season on an 11-game winning streak, and carried the streak through its first 14 playoff games, ultimately topping Portland in seven games to win the 2012 NHL championship... Scored the game-winning goal in Game 2 vs. Kootenay (3/25/12)... Scored one goal in four games during the 2012 Memorial Cup, as Edmonton beat host and eventual champion Shawinigan before dropping three consecutive games... Set NHL career highs in goals (15), points (31) and penalty minutes (148) in 64 games with the Oil Kings during his final season of junior hockey in 2012-13... Was named to the 2012-13 NHL East Second All-Star Team, ranking second among NHL defensemen and sixth among NHL skaters in penalty minutes (148)... Also ranked eighth among NHL blueliners in plus/minus (+38) and ninth among NHL defensemen in goals (15) in 2012-13... Totaled one goal and seven assists (8 points) and was plus-10 in 22 playoff games as Edmonton advanced to the 2013 NHL Final before falling to Portland in six games... **2013-14:** Completed his first professional season with Charlotte (AHL), ranking fourth on the team with 86 penalty minutes, the highest-ever total for a Checkers rookie... Made his professional debut in Charlotte's first game of the season at Oklahoma City (10/4)... Picked up a game-high nine penalty minutes, including his first professional fight, in his second professional game at Oklahoma City (10/5)... Recorded his first professional point, an assist on Chris Terry's goal, vs. Iowa (10/19)... Notched his first multi-point game with a pair of assists at Rockford (10/31)... Scored his first professional goal vs. Rockford (11/24)... Scored to tie the game with 1:10 remaining in an eventual 3-2 win vs. San Antonio (12/12)... Was a career-best (+3) at Milwaukee (12/27)... Picked up a career-high 17 penalty minutes at Iowa (3/26)... Was a healthy extra for 12 games.

### CAREER STATS

			REGULAR SEASON					PLAYOFFS				
YEAR	TEAM	LEAGUE	GP	G	A	TP	PIM	GP	G	A	TP	PIM
2008-09	Shattuck U-16	High-MN	55	7	26	33	77	—	—	—	—	—
2009-10	Edmonton	WHL	69	2	12	14	60	—	—	—	—	—
2010-11 (a)	Edmonton	WHL	71	2	22	24	123	4	1	0	1	4
2011-12	Edmonton	WHL	72	3	20	23	139	20	3	4	7	44
2012-13 (b)	Edmonton	WHL	64	15	16	31	148	22	1	7	8	28
2013-14	Charlotte	AHL	63	2	10	12	86	—	—	—	—	—
AHL Totals (1 Season)			63	2	10	12	86	—	—	—	—	—

(a) June 25, 2011—Selected by the Carolina Hurricanes in the 2011 NHL Entry Draft. Third Hurricanes pick, 73rd overall, third round.

(b) March 14, 2013—Signed by the Carolina Hurricanes to a three-year, entry-level contract.



## BROCK MCGINN

**Left Wing • Shoots Left**  
**6'0" • 185 lbs.**  
**2/2/94 • Fergus, Ont.**

**Acquired: 2012 NHL Draft**  
**2013-14 Team: Guelph (OHL)**  
**Drafted: Carolina 2012 (2-47-2)**

### CAREER

Selected by the Hurricanes in the second round (47th overall) of the 2012 NHL Draft and signed a three-year, entry-level contract with Carolina on 4/3/13... Completed his junior hockey career with 172 points (93g, 79a) and 179 penalty minutes in 227 games with Guelph in the Ontario Hockey League (OHL)... Is the younger brother of Colorado Avalanche forward Jamie McGinn and Philadelphia Flyers forward Tye McGinn... Was coached by former Carolina forward Scott Walker in Guelph... Played for the Guelph Junior Storm prior to beginning his OHL career in 2010-11... Had 14 points (10g, 4a) and 38 penalty minutes during his rookie OHL season in 2010-11... Made his OHL debut vs. Owen Sound (9/24/10)... Earned his first OHL point with an assist vs. Sault Ste. Marie (10/17/10)... Scored his first OHL goal at Erie (11/10/10)... Served as an alternate captain for Guelph in 2011-12, notching 12 goals and earning seven assists (19 points) in 33 games... Missed more than two months of action after suffering a wrist injury in December 2011... Had two points (1g, 1a) in six OHL playoff games as Guelph fell to Plymouth in the opening round... Ranked second among Storm skaters in goals (28) and fourth in points (54) in 68 regular-season games during the 2012-13 season... Earned his first OHL hat trick with three goals including the shorthanded game-winner vs. Niagara (2/22/13)... Had points in each of his three playoff games, including a two-goal effort on 3/29, as Guelph was eliminated by Kitchener... **2013-14:** Ranked


seventh in the OHL in goals (43) and tied for 17th in points (85) during his final season of junior hockey with Guelph... Finished second among Western Conference skaters in four categories of the annual Coaches Poll: smartest player, hardest worker, best body checker and best shootout scorer... Began the season with a 23-game point streak (9/20-11/19: 20g, 20a), the second-longest point streak in the OHL for the season... Had nine multi-goal games, including three hat tricks: 10/13 at Kingston, 10/22 at Kitchener and 3/12 vs. Kitchener... Had seven multi-assist games, including a career-high four assists vs. Sarnia (3/14)... Earned at least one point in 50 of his 58 games played, including multiple points in 20 games... Was named OHL Player of the Week after totaling eight points (5g, 3a) in three games from 10/21-10/27... Scored two goals and added three assists for a career-high, five-point game at Mississauga (11/19), the final game of his season-opening point streak... Totaled 12 points (6g, 6a) in 12 OHL playoff games as Guelph captured the OHL championship... Served an eight-game suspension as a result of a checking-to-the-head incident in Game 3 at Plymouth (3/25)... Finished the OHL playoffs on a six-game point streak (4/25-5/9: 3g, 4a)... Scored one goal and added four assists (5 points) during the Memorial Cup in London, Ont., as Guelph advanced to the championship game before falling to Edmonton.

### CAREER STATS

YEAR	TEAM	LEAGUE	REGULAR SEASON						PLAYOFFS					
			GP	G	A	TP	PIM		GP	G	A	TP	PIM	
2010-11	Guelph	OHL	68	10	4	14	38		6	0	0	0	2	
2011-12 (a)	Guelph	OHL	33	12	7	19	25		6	1	1	2	8	
2012-13 (b)	Guelph	OHL	68	28	26	54	71		3	2	2	4	11	
	Charlotte	AHL	4	0	0	0	0		2	0	0	0	2	
2013-14	Guelph	OHL	58	43	42	85	45		12	6	6	12	21	
<b>OHL Totals (4 Seasons)</b>			<b>227</b>	<b>93</b>	<b>79</b>	<b>172</b>	<b>179</b>		<b>27</b>	<b>9</b>	<b>9</b>	<b>18</b>	<b>42</b>	

(a) June 23, 2012—Selected by the Carolina Hurricanes in the 2012 NHL Draft. Second Hurricanes pick, 47th overall, second round.

(b) April 3, 2013—Signed by the Carolina Hurricanes to a three-year, entry-level contract.



## ALEX NEDELJKOVIC

**Goaltender • Catches Left**  
**6'0" • 190 lbs.**  
**1/7/96 • Parma, OH**

**Acquired: 2014 NHL Draft**  
**2013-14 Team: Plymouth (OHL)**  
**Drafted: Carolina 2014 (2-37-2)**

### CAREER

Was Carolina's second-round selection (37th overall) in the 2014 NHL Draft... Ranked fourth among North American goaltenders for the 2014 draft... Named one of the top three players for the United States at the 2014 U18 World Junior Championship, going 5-1 with a 1.84 goals-against average to lead Team USA to the gold medal... Also represented the United States at the 2013 Ivan Hlinka Memorial Tournament, going 3-1 with a 2.99 goals-against average as the U.S. won silver... Played for Team Cherry at the 2014 CHL/NHL Top Prospects Game... Played for the Cleveland Barons in 2010-11, posting a 1.97 goals-against average in 52 games and earning an invitation to the 2011 Warren Strelow National Team Goaltending Camp run by USA Hockey... Split the 2011-12 season between the Cleveland Barons U18 midget team and the Bell Tire U16 squad... Helped Bell Tire to a third-place finish at the 2012 USA Hockey Tier 1 U16 Nationals... Selected by the Plymouth Whalers in the sixth round (123rd overall) of the 2012 OHL Priority Draft... Began the 2012-13 season with the Metro Jets in the NA3HL, going 5-3 with a 2.49 goals-against average and .933 save percentage... Joined Plymouth and eventually took over the starter's role for Plymouth as a 16-year-old, going 19-2-2 with a 2.28 goals-against average and .923 save percentage... Earned 2012-13 OHL All-Rookie First Team honors and captured the F.W. "Dinty" Moore Trophy for best goals-against average among rookie goaltenders... Made his OHL debut at Belleville (11/17/12)... Made


26 saves to earn his first OHL victory at Erie (11/28/12)... Won 13 of his final 14 games for the 2012-13 regular season, including his first OHL shutout with 20 saves vs. Sarnia (2/23/13)... Played all 15 of Plymouth's postseason contests, going 9-5 with a 2.71 goals-against average as Plymouth advanced to the 2013 Western Conference Final before falling to London... **2013-14:** Named the OHL Goaltender of the Year and to the OHL First All-Star Team after going 26-27-7 with a 2.88 goals-against average and .925 save percentage in 61 games for Plymouth... Was the first netminder in Whalers franchise history to claim Goaltender of the Year honors and just the third American-born goalie to win the award... Made 2,042 saves for the season, facing the second-most shots in the OHL (2,207)... Stopped 42 of 44 shots in a win at Kingston (9/29)... Made 44 saves on 45 shots in a 2-1 win at Windsor (11/24)... Won four consecutive games from 12/20-1/4, including a 44 save effort vs. London (12/29)... Made an OHL career-high 58 saves on 60 shots in Plymouth's win vs. Saginaw (1/20)... Was 7-2-2 with a 2.06 goals-against average and .949 save percentage in February... Earned his only shutout of the season with 26 saves vs. Windsor (3/1)... Stopped an average of 38 shots per game during Plymouth's first-round series against Guelph, including a 52-save performance in the club's only win of the postseason. Signed to a one-year contract on 7/2/14.

### CAREER STATS

YEAR	TEAM	LEAGUE	REGULAR SEASON							PLAYOFFS						
			GP	MIN	GA	SO	GAA	W-L-OT		GP	MIN	GA	SO	GAA	W-L	
2012-13	Plymouth	OHL	26	1371	52	2	2.28	19-2-2		15	864	39	1	2.71	9-4	
	Metro	NA3HL	9	530	22	0	2.49	5-3-0		—	—	—	—	—	—	
2013-14 (a)	Plymouth	OHL	61	3436	165	1	2.88	26-27-7		5	272	20	0	4.41	1-4	
<b>OHL Totals (2 Seasons)</b>			<b>87</b>	<b>4807</b>	<b>241</b>	<b>5</b>	<b>2.69</b>	<b>49-36-5</b>		<b>15</b>	<b>852</b>	<b>39</b>	<b>1</b>	<b>2.75</b>	<b>7-7</b>	

(a) June 28, 2014—Selected by the Carolina Hurricanes in the 2014 NHL Draft. Second Hurricanes pick, 37th overall, second round.





## GREG NEMISZ

**Right Wing • Shoots Right**

**6'3" • 197 lbs.**

**6/5/90 • Courtice, Ont.**

**Acquired: 12/30/13, Trade w/ Calgary**

**2013-14 Teams: Abbotsford/Charlotte (AHL)**

**Drafted: Calgary 2008 (1-25-1)**

### CAREER

Acquired from Calgary in exchange for Kevin Westgarth on 12/30/13... Earned one assist in 15 NHL games entering the 2014-15 season... Had 92 points (38g, 54a) in 220 career American Hockey League (AHL) games with Abbotsford and Charlotte entering 2014-15... Totaled 248 points (115g, 133a) in 246 career Ontario Hockey League (OHL) games with Windsor from 2006-2010, winning back-to-back Memorial Cup titles with the Spitfires in 2009 and 2010... Was teammates in Windsor with fellow Hurricanes prospect Justin Shugg... Represented Canada at the 2010 World Junior Championships, capturing silver... Also played for Canada at the 2008 U18 World Junior Championships... Played his rookie OHL season for Windsor in 2006-07, totaling 34 points (11g, 23a) in 62 games... Selected by the Flames in the first round (25th overall) of the 2008 NHL Entry Draft after notching 67 points (34g, 33a) in his second junior season with Windsor... Netted 36 goals and 41 assists (77 points) in 65 games and was named to the OHL's Second All-Star Team in 2008-09... Had 20 points (8g, 12a) in 20 OHL playoff games as the Spitfires won the OHL championship before going on to win the Memorial Cup... Completed his final season of junior hockey in 2009-10, ranking fourth among Windsor skaters in scoring with 70 points in 51 games and totaling 12 points in 15 playoff games as the Spitfires captured their second consecutive


Memorial Cup... Established AHL career highs in games (68), goals (14), assists (19) and points (33) during his first professional season with Abbotsford in 2010-11... Also appeared in six games with Calgary during his rookie season, earning one assist... Made his NHL debut at SJ (3/23/11)... Recorded his first NHL point with an assist vs. EDM (4/6/11)... Played the majority of the 2011-12 season with Abbotsford (51 games), but also dressed for a career-high nine NHL games with the Flames... Had 10 points (3g, 7a) in 55 AHL games in 2012-13, missing the final 15 games of the season due to injury... **2013-14:** Split his fourth professional season in the AHL between Abbotsford and Charlotte, totaling 20 points (8g, 12a) in 46 AHL games... Had 11 points (3g, 8a) in 14 games with the Checkers after being acquired by Carolina on 12/30... Picked up a power-play assist in his Checkers debut vs. Texas (1/3)... Posted his first multi-point game of the season with two assists vs. Texas (1/18)... Scored his first goal with Charlotte vs. Norfolk (1/19)... Recorded a goal and an assist vs. Oklahoma City (1/24), giving him goals in a career-high three consecutive games (3g, 1a) and points in a career-best six consecutive games... Missed the final 19 games of the season, and 31 games total, due to injury.

### CAREER STATS

REGULAR SEASON								PLAYOFFS				
YEAR	TEAM	LEAGUE	GP	G	A	TP	PIM	GP	G	A	TP	PIM
2006-07	Windsor	OHL	62	11	23	34	23	—	—	—	—	—
2007-08 (a)	Windsor	OHL	68	34	33	67	52	5	2	1	3	8
2008-09	Windsor	OHL	65	36	41	77	48	20	8	12	20	22
2009-10	Windsor	OHL	51	34	36	70	50	15	2	10	12	12
2010-11	Calgary	NHL	6	0	1	1	0	—	—	—	—	—
	Abbotsford	AHL	68	14	19	33	28	—	—	—	—	—
2011-12	Calgary	NHL	9	0	0	0	0	—	—	—	—	—
	Abbotsford	AHL	51	13	16	29	29	8	2	4	6	4
2012-13	Abbotsford	AHL	55	3	7	10	34	—	—	—	—	—
2013-14 (b)	Abbotsford	AHL	32	5	4	9	9	—	—	—	—	—
	Charlotte	AHL	14	3	8	11	4	—	—	—	—	—
<b>NHL Totals (2 Seasons)</b>			<b>15</b>	<b>0</b>	<b>1</b>	<b>1</b>	<b>0</b>	<b>—</b>	<b>—</b>	<b>—</b>	<b>—</b>	<b>—</b>

(a) June 23, 2008—Selected by the Calgary Flames in the 2008 NHL Draft. First Flames pick, 25th overall, first round.

(b) Dec. 30, 2013—Acquired by the Carolina Hurricanes from the Calgary Flames in exchange for Kevin Westgarth.



## COLLIN OLSON

**Goaltender • Catches Left**

**6'3" • 205 lbs.**

**4/4/94 • Burnsville, MN**

**Acquired: 2012 NHL Draft**

**2013-14 Teams: Ohio State (Big 10), USNTDP/Sioux City (USHL)**

**Drafted: Carolina 2012 (8-159-6)**

### CAREER

Selected by the Hurricanes in the sixth round (159th overall) of the 2012 NHL Draft... Was 31-18-3 with a 2.55 goals-against average and .909 save percentage in 58 career games in the United States Hockey League (USHL) with the USNTDP and Sioux City... Also played 11 career games for Ohio State (Big 10), going 2-4-1 with a 3.69 goals-against average... Spent two years in the United States National Team Development Program from 2010-2012... Was chosen as the Best Goaltender at the 2012 IIHF U-18 World Junior Championship in the Czech Republic, leading the United States to the gold medal with a record of 5-0, a 0.80 goals-against average and three shutouts... The three shutouts included a 7-0 victory in the gold-medal game against Sweden, and matched Jack Campbell's record... Also represented the U.S. at the 2012 U-18 Five Nations Tournament, the 2011 U-18 Four Nations Cup, the 2010 U-17 Four Nations Cup and the 2011 World U-17 Challenge... Was 7-6-2 with a 2.55 goals-

against average and one shutout in 16 games for the USNTDP in the USHL in 2011-12... Played for Ohio State in 2012-13, going 2-3-1 in nine games played with a 3.09 goals-against average and .901 save percentage... Served as backup to All-American netminder Brady Hjelle most of the season... **2013-14:** Began the season with Ohio State, appearing in two games before returning to the USHL... Was 14-4-1 with a 2.29 goals-against average and .921 save percentage in 23 USHL games with the USNTDP and Sioux City... Ranked second in the USHL in save percentage and fourth in goals-against average... Earned a shutout in his USHL season debut for the USNTDP vs. Green Bay (11/16)... Made 35 saves and earned the win in his Sioux City debut at Fargo (12/28)... Made 29 saves for his second shutout of the season, vs. Muskegon (1/3)... Was 1-1 in two postseason contests for Sioux City.

### CAREER STATS

REGULAR SEASON									PLAYOFFS					
YEAR	TEAM	LEAGUE	GP	MIN	GA	SO	GAA	W-L-OT	GP	MIN	GA	SO	GAA	W-L
2009-10	Apple Valley	High-MN	9	262	20	0	3.90	3-2-0	—	—	—	—	—	—
2010-11	USNTDP	USHL	19	1099	52	3	2.84	10-8-1	1	20	1	0	3.00	0-0
	USNTDP	U-17	10	492	16	0	1.95	7-1-0	—	—	—	—	—	—
2011-12 (a)	USNTDP	USHL	16	846	36	1	2.55	7-6-2	—	—	—	—	—	—
	USNTDP	U-17	1	60	4	0	4.00	0-1-0	—	—	—	—	—	—
	USNTDP	U-18	21	1063	40	3	2.26	12-5-0	—	—	—	—	—	—
2012-13	Ohio State	CCHA	9	408	21	0	3.09	2-3-1	—	—	—	—	—	—
2013-14	Ohio State	Big 10	2	63	8	0	7.64	0-1-0	—	—	—	—	—	—
	USNTDP	USHL	3	140	5	1	2.14	2-1-0	—	—	—	—	—	—
	Sioux City	USHL	20	1091	42	1	2.31	12-3-1	2	136	7	0	3.09	1-1
<b>USHL Totals (3 Seasons)</b>			<b>58</b>	<b>3175</b>	<b>135</b>	<b>6</b>	<b>2.55</b>	<b>31-18-3</b>	<b>3</b>	<b>156</b>	<b>8</b>	<b>0</b>	<b>3.08</b>	<b>1-1</b>

(a) June 23, 2012—Selected by the Carolina Hurricanes in the 2012 NHL Draft. Eighth Hurricanes pick, 159th overall, sixth round.



OSKAR OSALA

Left Wing • Shoots Left  
6'4" • 219 lbs.  
12/26/87 • Vaasa, Finland

Acquired: 3/3/10, Trade with Washington  
2013-14 Teams: Nizhnekamsk/Magnitogorsk (KHL)  
Drafted: Washington 2006 (6-97-4)

CAREER

Acquired from Washington on 3/3/10... Is in his fourth Kontinental Hockey League (KHL) season and had totaled 72 points (37g, 35a) in 137 career KHL games entering 2014-15... Had 121 points (61g, 60a) in 203 career American Hockey League (AHL) games... Has skated in three NHL games, without registering a point... Represented Finland at the 2005 World Junior U-18 Championship and the 2007 World Junior Championship, ranking tied for first in the tournament in goals (5) at the 2007 World Juniors... Played two seasons for Mississauga of the Ontario Hockey League (OHL) from 2005-2007, totaling 87 points (39g, 48a) in 122 games... Named second-team All-Rookie in the OHL in 2005-06... Was named Rookie of the Year in the Finnish league in 2007-08 after totaling 35 points (18g, 17a) in 53 games for Espoo Blues... Made his NHL debut vs. BOS (12/10/08)... Played 75 AHL games for Hershey in 2008-09, scoring 23 goals to lead Bears rookies and rank tied

for seventh among AHL rookies... Had 10 points (6g, 4a) in 22 games during the 2009 AHL playoffs, as Hershey won the Calder Cup... Set AHL career high in goals (24) in 2009-10, splitting the season between Hershey and Albany... Made his Hurricanes debut at WSH (3/10/10)... Set AHL career high in assists (29) and matched his career-high in points (42), skating in 59 games for Charlotte in 2010-11... Ranked third among Neftekhimik Nizhnekamsk skaters in goals (12) during his first season in the Kontinental Hockey League (KHL) in 2011-12... Led Nizhnekamsk (KHL) in goals (15) and power-play goals (7) and was tied for first in game-winning goals (3) in 2012-13... **2013-14:** Completed his third season in the KHL, totaling 27 points (10g, 17a) in 52 games while splitting the year between Nizhnekamsk and Magnitogorsk... Registered six assists and 43 penalty minutes in 21 KHL playoff games, as Metallurg Magnitogorsk captured the Gagarin Cup as KHL champions.

CAREER STATS

REGULAR SEASON								PLAYOFFS				
YEAR	TEAM	LEAGUE	GP	G	A	TP	PIM	GP	G	A	TP	PIM
2004-05	Sport Vaasa U18	Fin-U18	4	4	2	6	16	—	—	—	—	—
	Sport Vaasa Jr.	Fin-Jr.	19	13	14	27	28	2	0	0	0	2
	Sport Vaasa	Finland-2	21	1	4	5	6	7	0	0	0	6
2005-06 (a)	Mississauga	OHL	68	17	26	43	86	—	—	—	—	—
2006-07	Mississauga	OHL	54	22	22	44	81	5	2	2	4	0
	Suomi U20	Finland-2	2	1	0	1	0	—	—	—	—	—
2007-08	Espoo Blues	Finland	53	18	17	35	62	17	7	3	10	8
2008-09	Washington	NHL	2	0	0	0	0	—	—	—	—	—
	Hershey	AHL	75	23	14	37	47	22	6	4	10	17
2009-10 (b)	Hershey	AHL	53	15	14	29	57	—	—	—	—	—
	Albany	AHL	16	9	3	12	11	8	2	1	3	2
	Carolina	NHL	1	0	0	0	0	—	—	—	—	—
2010-11	Charlotte	AHL	59	13	29	42	55	15	3	2	5	29
2011-12 (c)	Neftekhimik Nizhnekamsk	KHL	41	12	7	19	44	—	—	—	—	—
2012-13	Neftekhimik Nizhnekamsk	KHL	44	15	11	26	54	4	0	1	1	17
2013-14	Neftekhimik Nizhnekamsk	KHL	33	5	12	17	20	—	—	—	—	—
	Magnitogorsk	KHL	19	5	5	10	31	21	0	6	6	43
NHL Totals (2 Seasons)			3	0	0	0	0	—	—	—	—	—

(a) June 24, 2006—Selected by the Washington Capitals in the 2006 NHL Entry Draft. Sixth Capitals pick, 97th overall, fourth round.  
(b) March 3, 2010—Acquired by the Carolina Hurricanes from the Washington Capitals along with Brian Pothier and a second-round pick in the 2011 NHL Entry Draft in exchange for Joe Corvo.  
(c) May 25, 2011—Signed as a free agent by Nizhnekamsk (KHL).



BRENT PEDERSEN

Left Wing • Shoots Left  
6'2" • 210 lbs.  
7/5/95 • Kitchener, Ont.

Acquired: 2013 NHL Draft  
2013-14 Team: Kitchener (OHL)  
Drafted: Carolina 2013 (3-126-5)

CAREER

Selected by the Hurricanes in the fifth round of the 2013 NHL Draft... Had 75 points (41g, 34a) and 112 penalty minutes in 199 career Ontario Hockey League (OHL) games entering 2014-15... Played minor hockey for the Waterloo Wolves prior to beginning his OHL career... Scored 24 goals in 29 regular-season games for the Wolves in 2010-11... Was Kitchener's first-round pick in the 2011 OHL Priority Selection... Won a bronze medal with Team Ontario at the 2012 World Under-17 Hockey Challenge... Completed his first OHL season in 2011-12, earning 14 points (9g, 5a) in 65 games played... Made his OHL debut and scored his first OHL goal vs. Windsor (9/23/11)... Had one assist in 16 OHL playoff games, helping the Rangers reach the 2012 Western Conference Final before falling to London... Totaled 14 goals and

16 assists (30 points) during his second OHL season, ranking sixth on the team in plus/minus (+11)... **2013-14:** Was tied for fourth among Kitchener skaters in goals (18) and seventh in points (31) during his third OHL season with the Rangers... Had back-to-back multi-point efforts to start the season, with a two-assist outing vs. Saginaw (9/20) and a goal and assist vs. Peterborough (9/27)... Earned his first of two four-game point streaks from 11/15-11/22 (3g, 3a), including a three-game goal streak from 11/17-11/22 (3g, 2a)... Earned a season-high three points (1g, 2a) vs. Belleville (11/22)... Tallied points in four consecutive games from 12/6-12/13 (3g, 1a)... Had his only multi-goal game of the season with a pair of tallies vs. London (3/7).

CAREER STATS

REGULAR SEASON								PLAYOFFS				
YEAR	TEAM	LEAGUE	GP	G	A	TP	PIM	GP	G	A	TP	PIM
2010-11	Waterloo	Midget AAA	49	34	18	52	-	—	—	—	—	—
	Waterloo	AHMMPL	29	24	11	35	4	13	9	8	17	2
	Waterloo	AHMPL	4	1	1	2	4	—	—	—	—	—
2011-12	Kitchener	OHL	65	9	5	14	12	16	0	1	1	0
2012-13 (a)	Kitchener	OHL	67	14	16	30	52	8	0	0	0	2
2013-14	Kitchener	OHL	67	18	13	31	48	—	—	—	—	—
OHL totals (3 seasons)			199	41	34	75	112	24	0	1	1	2

(a) June 30, 2013—Selected by the Carolina Hurricanes in the 2013 NHL Draft. Third Hurricanes pick, 126th overall, fifth round.



## BRETT PESCE

**Defenseman • Shoots Right**  
**6'3" • 195 lbs.**  
**11/15/94 • Tarrytown, NY**

**Acquired: 2013 NHL Draft**  
**2013-14 Team: New Hampshire (H-East)**  
**Drafted: Carolina 2013 (2-66-3)**

### CAREER

Selected by the Hurricanes in the third round, 66th overall, of the 2013 NHL Draft... Had 27 points (8g, 19a) in 79 career collegiate games for the University of New Hampshire (Hockey East) entering the 2014-15 season... Ranked 40th on NHL Central Scouting's final list of North American skaters for the 2013 Draft... Spent two seasons with the New Jersey Avalanche of the Atlantic Youth Hockey League (AYHL) from 2009-2011, totaling 40 points (11g, 29a) in 52 games... Played for the New Jersey Hitmen of the Eastern Junior Hockey League (EJHL) in 2011-12, earning six points (1g, 5a) in 17 games... Also spent time with the U.S. National Development team during the holiday break that season, appearing in four games for the Under-18 team... Represented the U.S. Under-18 team at the 2011 Ivan Hlinka Memorial Tournament in Slovakia and the Czech Republic, notching

an assist on the game-winning goal vs. Russia... Completed his freshman season for New Hampshire in 2012-13, totaling six points (1g, 5a) in 38 games... Earned his first college point with an assist at Colorado College (11/23/12)... Netted his first college goal at UMass-Lowell (12/1/12)... **2013-14:** Played all 41 games for New Hampshire during his sophomore season, setting career highs in goals (7), assists (14) and points (21)... Netted his first goal of the season vs. UMass Lowell (11/2)... Registered a pair of assists vs. Princeton (12/29)... Had a 10-game point streak (5g, 8a) from 1/24-3/1... Scored a goal and tallied two assists for a career-high three points vs. Notre Dame (1/31)... Matched that mark with a goal and two assists in the decisive game three of the Hockey East Quarterfinals against Northeastern (3/16), including the game-winning goal with 6:19 left in the third period.

### CAREER STATS

YEAR	TEAM	LEAGUE	REGULAR SEASON					PLAYOFFS				
			GP	G	A	TP	PIM	GP	G	A	TP	PIM
2008-09	North Jersey	AYHL	26	5	10	15	26	—	—	—	—	—
2009-10	North Jersey	AYHL	32	2	11	13	6	—	—	—	—	—
2010-11	North Jersey	AYHL	20	9	18	27	8	—	—	—	—	—
2011-12	Jersey Hitmen	EJHL	17	1	5	6	18	—	—	—	—	—
	USNTDP U18	U-18	4	0	0	0	0	—	—	—	—	—
2012-13 (a)	New Hampshire	HE	38	1	5	6	10	—	—	—	—	—
2013-14	New Hampshire	HE	41	7	14	21	6	—	—	—	—	—
<b>Hockey East totals (2 seasons)</b>			<b>79</b>	<b>8</b>	<b>19</b>	<b>27</b>	<b>16</b>	<b>—</b>	<b>—</b>	<b>—</b>	<b>—</b>	<b>—</b>

(a) June 30, 2013—Selected by the Carolina Hurricanes in the 2013 NHL Draft. Second Hurricanes pick, 66th overall, third round.



## VICTOR RASK

**Center • Shoots Left**  
**6'2" • 200 lbs.**  
**3/1/93 • Leksand, Sweden**

**Acquired: 2011 NHL Entry Draft**  
**2013-14 Team: Charlotte (AHL)**  
**Drafted: Carolina 2011 (2-42-2)**

### CAREER

Drafted by the Hurricanes in the second round, 42nd overall, of the 2011 NHL Entry Draft... Had 44 points (17g, 27a) in 86 career American Hockey League (AHL) games with Charlotte entering the 2014-15 season... Totaled 104 points (47g, 57a) in 101 career games with Calgary of the Western Hockey League (WHL)... Has represented Sweden in 12 international competitions... Skated in four games at the 2009 Ivan Hlinka Memorial Tournament... Totaled five points (3g, 2a) and was (+6) in six games at the 2010 U18 World Junior Championship in Belarus, helping Sweden capture the silver medal... Had eight points (1g, 7a) in six games and was the Player of the Game in the bronze-medal match at the 2010 World U17 Hockey Challenge in Timmons, Ontario... Earned five points (2g, 3a) and was (+5) in six games at the 2011 U18 World Junior Championships in Germany, as Sweden again won silver... Was named one of Sweden's top three players in that tournament... Played six games at the 2012 IIHF World Junior Championship in Canada, helping Sweden capture gold at the event for the first time in 31 years... Again represented Sweden at the 2013 World Junior Championship, earning four points (2g, 2a) in six games to help Sweden win silver... Played his first season for Leksand's J-20 Super Elite team in 2009-10, netting 22 goals and adding 19 assists (41 points) in 39 games... Also made his debut in Allsvenskan, the top Swedish minor league, skating in eight games... Spent the majority of the 2010-11 season with Leksand's team in HockeyAllsvenskan, earning 11 points (5g, 6a) in 37 games... Completed his first season in North America with Calgary (WHL) in 2011-12, leading all Hitmen skaters in goals (33) and ranking third on the team in points (63)... Had 18 multi-point games, including five multi-goal efforts, and was named Calgary's 2012 Rookie of the Year... Netted his first NHL goal and added his first NHL assists at Lethbridge (9/30/11)... Scored a hat trick, including

two power-play tallies, at Swift Current (10/18/11)... Had a WHL-career-high, eight-game point streak from 2/15/12-3/2/12 (7g, 6a)... Suffered a knee injury in the final game of the 2011-12 regular season and missed all of Calgary's first-round loss to Brandon... Made his professional debut with Charlotte (AHL) to start the 2012-13 season before being assigned to Calgary (WHL) in November... Had five points (1g, 4a) in 10 games for Charlotte on the AHL level, and 41 points (14g, 27a) in 37 WHL games for Calgary... Made his professional debut in Charlotte's season opener at Houston (10/13/12)... Netted his first professional goal at Milwaukee (10/19/12)... Earned two assists at Rockford (10/21/12) for his first AHL multi-point game... Had multi-point efforts in nine of his 37 WHL games in 2012-13, including five three-point games... Scored a hat trick at Tri-City (2/12/13)... Recorded points in each of his last six regular-season games (2g, 8a), and then scored points in each of his first 11 playoff games (5g, 9a)... His 11-game playoff point streak was the longest of any player during the WHL postseason... Totaled 16 points (6g, 10a) in 17 playoff games to lead all Hitmen skaters as Calgary advanced to the conference final before falling to Edmonton... **2013-14:** Completed his first full professional season with Charlotte (AHL) and was the only member of the team to play all 76 games... Ranked fifth among Checkers in assists (23) and points (39) and tied for fourth with 16 goals, leading Checkers rookies in each category... Had his first professional multi-goal game at Rockford (10/31)... Began the season with 10 points (5g, 5a) in his first 10 games, including three multi-point outings... Scored his eighth goal of the season and had a career-high eight shots vs. Oklahoma City (1/24)... Scored the game-winning goal and added an assist vs. Grand Rapids (4/10)... Ended his season with a power-play goal at Rockford (4/19), giving him 10 points (5g, 5a) in his last 10 games.

### CAREER STATS

YEAR	TEAM	LEAGUE	REGULAR SEASON					PLAYOFFS				
			GP	G	A	TP	PIM	GP	G	A	TP	PIM
2007-08	Leksand U18	Swe-U18	8	0	2	2	2	2	0	0	0	0
2008-09	Leksand U18	Swe-U18	26	9	6	15	8	—	—	—	—	—
2009-10	Leksand U18	Swe-U18	10	6	3	9	4	4	4	3	7	2
	Leksand Jr.	Swe-Jr.	39	22	19	41	35	5	3	2	5	2
	Leksand	Swe-2	8	0	0	0	0	—	—	—	—	—
2010-11 (a)	Leksand U18	Swe-U18	4	4	4	8	0	6	3	2	5	6
	Leksand Jr.	Swe-Jr.	13	3	9	12	2	—	—	—	—	—
	Leksand	Swe-2	37	5	6	11	8	—	—	—	—	—
2011-12 (b)	Calgary	WHL	64	33	30	63	21	—	—	—	—	—
2012-13	Calgary	WHL	37	14	27	41	16	17	6	10	16	10
	Charlotte	AHL	10	1	4	5	0	—	—	—	—	—
2013-14	Charlotte	AHL	76	16	23	39	20	—	—	—	—	—
<b>AHL Totals (2 Seasons)</b>			<b>86</b>	<b>17</b>	<b>27</b>	<b>44</b>	<b>20</b>	<b>—</b>	<b>—</b>	<b>—</b>	<b>—</b>	<b>—</b>

(a) June 25, 2011—Selected by the Carolina Hurricanes in the 2011 NHL Entry Draft. Second Hurricanes pick, 42nd overall, second round.

(b) Oct. 20, 2011—Signed by the Carolina Hurricanes to a three-year, entry-level contract.



RASMUS RISSANEN

Defenseman • Shoots Left  
6'3" • 217 lbs.  
7/13/91 • Kuopio, Finland

Acquired: 2009 NHL Entry Draft  
2013-14 Team: Charlotte (AHL)  
Drafted: Carolina 2009 (5-178-6)

CAREER

Drafted by Carolina in the sixth round of the 2009 NHL Entry Draft... Signed by the Hurricanes to a three-year, entry-level contract on 4/4/11... Had 25 points (6g, 19a) in 188 career American Hockey League (AHL) games with Charlotte entering 2014-15... Ranked second in career games played by a Checkers defenseman entering this season... Totaled 27 points (5g, 22a) and 192 penalty minutes in 139 career regular-season games with Everett of the Western Hockey League (WHL)... Ranked 52nd on NHL Central Scouting's midterm list of international skaters for the 2009 NHL Entry Draft, but rose to 37th in the organization's final rankings... Represented Finland at the 2008 U-18 World Junior Championships, helping the Finns upset Canada to earn a bronze medal... Appeared in six games for Finland at the 2011 World Junior Championship in Buffalo, and was (+1)... Prior to beginning his North American career, had one goal, eight assists (9 points) and 66 penalty minutes in 34 career games for KalPa Jr. in the Finnish Junior League... Also played 38 games for KalPa's U18 squad, earning eight goals and 10 assists (18 points) and totaling 127 penalty minutes... Played his first season of hockey in North America in 2009-10, totaling 15 points (4g, 11a) and earning a (+18) rating in 71 games with the Everett Silvertips (WHL)... Made his WHL debut at Seattle (9/18/09)... Totaled 12 points (1g, 11a) in 68 regular-season games with Portland in 2010-11, and led the Silvertips in penalty minutes (89)... Joined Charlotte (AHL) after his junior season, and made his professional debut vs. Worcester (4/9/11)... Completed his first full professional season with Charlotte (AHL) in 2011-12, totaling six points (3g, 3a) in 64 games... Recorded his first professional

point with an assist at San Antonio (10/29/11)... Picked up the first fighting major of his career when he dropped the gloves at Norfolk (11/23/11)... Scored his first professional goal, an unassisted tally with 6:34 remaining in the third period that held up as the game-winner, vs. Grand Rapids (1/15/12)... Tallied nine assists and ranked third among Checkers in penalty minutes (84) during his second full season in 2012-13... Played in all five of the Checkers' 2013 Calder Cup Playoff games, his first playoff games at the professional level... **2013-14:** Completed his third professional season, spending the entire campaign with Charlotte (AHL)... Established new AHL career highs in points (10) and penalty minutes (91) and matched his career high in goals (3)... Ranked third on the team with a career-high 91 penalty minutes... Finished the season ranked third among AHL defensemen with 38 minor penalties... Opened the scoring at Toronto (11/19) with his first goal since 4/10/12 (77 games)... Racked up a career-high 17 penalty minutes vs. Rockford (12/7)... Missed 11 games due to injury from 12/10-1/3... Earned an assist and was a career-best (+4) vs. Texas (1/18)... Assisted on Greg Nemisz' game-tying goal with 5:13 remaining in regulation of an eventual shootout win vs. NOR (1/19), giving him points in consecutive games (2a) for the first time in his career... Scored his first career power-play goal and was (+3) vs. Oklahoma City (1/24)... Was (+7) in eight January games... Scored his third goal of the season vs. Lake Erie (3/16). Signed a one-year contract on 7/23/14.

CAREER STATS

			REGULAR SEASON					PLAYOFFS				
YEAR	TEAM	LEAGUE	GP	G	A	TP	PIM	GP	G	A	TP	PIM
2007-08	KalPa U18	Fin-U18	29	7	9	16	99	2	0	0	0	8
	KalPa Jr.	Fin-Jr.	5	0	0	0	10	—	—	—	—	—
2008-09 (a)	KalPa Jr.	Fin-Jr.	29	1	8	9	56	4	0	1	1	6
2009-10	Everett	WHL	71	4	11	15	103	7	0	1	1	8
	Everett	WHL	68	1	11	12	89	4	2	0	2	8
2010-11	Charlotte	AHL	1	0	0	0	0	—	—	—	—	—
	Charlotte	AHL	64	3	3	6	57	—	—	—	—	—
2012-13	Charlotte	AHL	61	0	9	9	84	5	0	0	0	10
2013-14	Charlotte	AHL	62	3	7	10	91	—	—	—	—	—
AHL Totals (4 Seasons)			188	6	19	25	232	5	0	0	0	10

(a) June 27, 2009—Selected by the Carolina Hurricanes in the 2009 NHL Entry Draft. Fifth Hurricanes pick, 178th overall, sixth round.



DENNIS ROBERTSON

Defenseman • Shoots Left  
6'1" • 215 lbs.  
5/24/91 • Fort St. John, B.C.

Acquired: 1/1/14, Trade with Toronto  
2013-14 Teams: Brown (ECAC), Charlotte (AHL)  
Drafted: Toronto 2011 (7-173-6)

CAREER

Signed a two-year, entry-level contract with Carolina at the conclusion of his college career on 3/20/14... Acquired by Carolina along with John-Michael Liles in exchange for Tim Gleason on 1/1/14... Originally selected by the Toronto Maple Leafs in the sixth round, 173rd overall, of the 2011 NHL Entry Draft... Scored 70 points (17g, 53a) and picked up 267 penalty minutes in 128 career collegiate games with Brown, including two seasons as team captain... Led Brown defensemen in scoring in all four years... 2012 Recipient of a Silver Medal for Bravery and the M.G. Griffiths Award (awarded to a proficiency award holder who applied skill and knowledge gained through Lifesaving Society programs to aid a victim of an aquatic emergency) from The Lifesaving Society BC and Yukon Branch... Named to the KIJHL (JrB) All-Prospects Team and selected as Most Inspirational and Top Academic Player for the Summerland Sting (JrB) in 2007-08... Spent the 2008-09 and 2009-10 seasons with the Langley Chiefs of the British Columbia Hockey League (BCHL)... Played in 55 games in 2008-09 and finished with 12 points (1g, 11a) and 64 penalty minutes... Named the Chiefs co-top-defenseman in 2009-10 after posting 34 points (9g, 25a) and 83 penalty minutes in 53 games... Also named the Top Academic Player

for the Chiefs in 2009-10, and earned BCHL All-Academic honors... Named Second Team All-Ivy and selected by his teammates for the James H. Fullerton Award (first year player who contributes most to team's success) after leading Brown defensemen and freshmen in scoring with 17 points (6g, 11a) in 30 games in 2010-11... Broke the school record for goals by a freshman defenseman (6) and was second on the team in blocked shots (39)... Scored two power-play goals and was named first star in his collegiate debut at No. 5 Yale (10/29/10)... Ranked second among Brown skaters in assists (14) and was named Second Team All-Ivy during his sophomore year in 2011-12... Selected First Team All-Ivy in 2012-13 after setting career highs in assists (17) and points (20), serving as Brown's captain during his junior season... Also named to the 2013 ECAC Hockey All-Tournament team after helping the Bears upset No. 1 Quinnipiac to reach the championship game... **2013-14:** Earned First Team All-Ivy honors and a nomination for the ECAC's Best Defensive Defenseman award during his senior season at Brown... Led the Bears in power-play goals (5), plus/minus (+11), blocked shots (56) and penalty minutes (78)... Joined Charlotte (AHL) after the conclusion of his collegiate season... Made his professional debut at Rockford (4/19).

CAREER STATS

			REGULAR SEASON					PLAYOFFS				
YEAR	TEAM	LEAGUE	GP	G	A	TP	PIM	GP	G	A	TP	PIM
2008-09	Langley	BCHL	55	1	11	12	64	4	0	1	1	4
2009-10	Langley	BCHL	53	9	25	34	83	10	2	2	4	14
2010-11 (a)	Brown Univ.	ECAC	30	6	11	17	48	—	—	—	—	—
2011-12	Brown Univ.	ECAC	32	2	14	16	72	—	—	—	—	—
2012-13	Brown Univ.	ECAC	36	3	17	20	69	—	—	—	—	—
2013-14 (b)	Brown Univ.	ECAC	30	6	11	17	78	—	—	—	—	—
	Charlotte	AHL	1	0	0	0	0	—	—	—	—	—
ECAC Totals (4 seasons)			128	17	53	70	267	—	—	—	—	—

(a) June 25, 2011—Selected by the Toronto Maple Leafs in the 2011 NHL Entry Draft. Seventh Maple Leafs pick, 173rd overall, sixth round.

(b) Jan. 1, 2014—Acquired by the Carolina Hurricanes along with John-Michael Liles in exchange for Tim Gleason.



## CARTER SANDLAK

**Left Wing • Shoots Left**

**6'2" • 200 lbs.**

**5/18/93 • Vancouver, B.C.**

**Acquired: 12/6/13, Signed as a free agent**

**2013-14 Team: Plymouth (OHL)**

**Drafted: Undrafted**

### CAREER

Is in his first professional season after signing with the Hurricanes on a three-year, entry-level contract on 12/6/13... Totaled 122 points (59g, 63a) in 272 career Ontario Hockey League (OHL) games with Guelph, Belleville and Plymouth... Was teammates in Plymouth with fellow Hurricanes prospects Josh Wesley and Alex Nedeljkovic... His father, Jim Sandlak, spent 11 seasons in the NHL with Vancouver and Hartford and is currently a scout for the Anaheim Ducks... Spent the 2008-09 season with the London Jr. Knights minor midget team, scoring 13 goals and adding 18 assists (31 points) with 112 penalty minutes in 30 games played... Selected by Guelph in the first round, 11th overall, of the 2009 OHL Priority Selection... Completed his rookie season with Guelph in 2009-10, totaling 15 points (7g, 8a) in 61 games... Made his OHL debut vs. Saginaw (9/18/09)... Earned his first OHL point with an assist at Niagara (10/3/09)... Scored his first OHL goal at Owen Sound (11/7/09)... Had a career-high three assists vs. Plymouth (12/19/09)... Made his OHL playoff debut for the Storm, earning one assist in five games as Guelph fell to London... Split the 2010-11 season between Guelph and Belleville, totaling 13 goals and 10 assists (23 points)... Had his first career

multi-goal game and added an assist in his debut with Belleville at Peterborough (12/2/10)... Notched 13 points (6g, 7a) in 34 games during his third OHL season with Belleville in 2011-12... Scored 23 points (9g, 14a) and finished second among Bulls players with a career high 98 penalty minutes in 2012-13... Matched his career high with three points vs. Niagara (3/2/13)... Added two goals and five assists (7 points) in 15 playoff games as Belleville reached the 2013 Eastern Conference Final before falling to Barrie in seven games... **2013-14:** Completed his fifth season of junior hockey, totaling a career high 48 points (24g, 24a) in 61 games with the Plymouth Whalers... Ranked third among Whalers skaters in goals (24) and assists (24), both career highs... Had eight multi-point efforts, including two three-point games (11/7 at Windsor; 11/29 vs. Oshawa)... Registered a career-long, eight-game point streak from 10/12-10/30 (8g, 1a), including a career-best, four-game goal streak from 10/12-10/19 (5g)... Scored a goal in his only playoff game at Guelph (3/22) before missing the rest of the series due to injury.

### CAREER STATS

REGULAR SEASON							PLAYOFFS					
YEAR	TEAM	LEAGUE	GP	G	A	TP	PIM	GP	G	A	TP	PIM
2009-10	Guelph	OHL	61	7	8	15	59	5	0	1	1	13
2010-11	Guelph	OHL	22	4	3	7	25	—	—	—	—	—
	Belleville	OHL	34	9	7	16	44	4	0	1	1	7
2011-12	Belleville	OHL	34	6	7	13	52	6	0	2	2	6
2012-13	Belleville	OHL	60	9	14	23	98	15	4	3	7	34
2013-14 (a)	Plymouth	OHL	61	24	24	48	95	1	1	0	1	4
<b>OHL Totals (5 Seasons)</b>			<b>272</b>	<b>59</b>	<b>63</b>	<b>122</b>	<b>373</b>	<b>31</b>	<b>5</b>	<b>7</b>	<b>12</b>	<b>64</b>

(a) Dec. 6, 2013—Signed by the Carolina Hurricanes to a three-year, entry-level contract.



## BEAU SCHMITZ

**Defenseman • Shoots Right**

**5'10" • 195 lbs.**

**3/26/91 • Howell, MI**

**Acquired: 4/23/12, Signed as a free agent**

**2013-14 Teams: Charlotte (AHL), Florida (ECHL)**

**Drafted: Undrafted**

### CAREER

Signed a three-year, entry-level contract with Carolina on 4/23/12, as an undrafted free agent... Had 16 points (6g, 10a) in 44 career American Hockey League (AHL) games with Charlotte entering the 2014-15 season... Completed his four-year Ontario Hockey League (OHL) career with Plymouth with 152 points (35g, 117a) and 350 penalty minutes in 244 regular-season games... Prior to beginning his junior career, spent the 2007-08 season with the U.S. National Team Developmental Program, scoring 12 points (5g, 7a) in 41 games of the team's NAHL season... Also represented the United States at the 2008 U-18 World Junior Championship and the 2008 Ivan Hlinka Memorial Tournament... Was teammates with Hurricanes draft picks Chris Terry, Michal Jordan, Brett Bellemore and Austin Levi during his time with the Whalers... Played for Carolina's team at the NHL Prospects' Tournament in Traverse City, MI, in 2010 and 2011... Was first or second among Plymouth defensemen in scoring in each of his four seasons (runner up to Michal Jordan in 2008-09 and 2009-10)... Was fourth among all Plymouth skaters in scoring with seven points (2g, 5a) during the team's 11-game run in the 2011 OHL playoffs... Led Plymouth defensemen in goals (14), assists (40) and points (54) and ranked tied for third among OHL defensemen in scoring during his final season of junior hockey in 2011-12... Served as Plymouth's captain, and was tied for


third among all OHL skaters in plus/minus, registering a plus-37 rating... Notched a hat trick at Windsor (12/31/11)... Was named OHL Player of the Week after totaling five points (4g, 1a), a plus-8 rating in three games from 12/26-11-1/12... Missed Plymouth's final six regular-season games and first five playoff games with a lower-body injury... Skated in all seven games of the Whalers' second-round series loss to Kitchener, without registering a point... Split his first professional season in 2012-13 between Charlotte (AHL) and Florida (ECHL), ranking second among Checkers rookies in scoring with 10 points (4g, 6a) in 21 games played... Earned an assist in his professional debut with Florida (ECHL) vs. Orlando (10/12/12)... Earned an assist in his AHL debut at Oklahoma City (1/12/13)... Scored his first two professional goals vs. Texas (3/15/13)... Made his professional playoff debut in Game 1 at Oklahoma City (4/26/12)... **2013-14:** Completed his second professional season, splitting the year between Charlotte (AHL) and Florida (ECHL)... Started the season with the Checkers and marked his first point of the season with an assist at Rockford (10/31)... Scored his first goal of the season on a power play vs. Norfolk (12/15)... Tallied the game-winning goal vs. Texas (1/3)... Recorded his first career ECHL goal vs. Fort Wayne (2/22)... Suffered season-ending injury and missed final 20 games of ECHL season.

### CAREER STATS

REGULAR SEASON							PLAYOFFS					
YEAR	TEAM	LEAGUE	GP	G	A	TP	PIM	GP	G	A	TP	PIM
2007-08	USNTDP	NAHL	41	5	7	12	84	—	—	—	—	—
2008-09	Plymouth	OHL	66	6	31	37	97	11	2	2	4	14
2009-10	Plymouth	OHL	68	8	22	30	97	9	0	2	2	10
2010-11	Plymouth	OHL	48	7	24	31	65	11	2	5	7	18
2011-12 (a)	Plymouth	OHL	62	14	40	54	91	7	0	0	0	6
2012-13	Charlotte	AHL	21	4	6	10	18	1	0	0	0	0
	Florida	ECHL	50	0	8	8	31	—	—	—	—	—
2013-14	Charlotte	AHL	23	2	4	6	12	—	—	—	—	—
	Florida	ECHL	12	1	4	5	4	—	—	—	—	—
<b>AHL Totals (2 Seasons)</b>			<b>44</b>	<b>6</b>	<b>10</b>	<b>16</b>	<b>30</b>	<b>1</b>	<b>0</b>	<b>0</b>	<b>0</b>	<b>0</b>

(a) April 23, 2012—Signed by the Carolina Hurricanes to a three-year, entry-level contract.





## JUSTIN SHUGG

**Right Wing • Shoots Right**

**5'11" • 185 lbs.**

**12/24/91 • Niagara Falls, Ont.**

**Acquired: 2010 NHL Draft**

**2013-14 Team: Charlotte (AHL)**

**Drafted: Carolina 2010 (6-105-4)**

### CAREER

Selected by the Hurricanes in the fourth round of the 2010 NHL Entry Draft... Signed a three-year, entry-level contract with the Hurricanes on 6/17/11... Had 72 points (28g, 44a) in 147 career AHL games entering 2014-15... Won a Kelly Cup championship on the ECHL level for Florida in 2012... Totaled 215 points (101g, 114a) in 262 career Ontario Hockey League (OHL) games over four seasons... Came within one game of capturing three consecutive Memorial Cup championships, helping Windsor win the Memorial Cup in back-to-back seasons in 2009 and 2010 and reaching the final game with Mississauga St. Michael's in 2011... Notched 111 points (65g, 46a) in 70 games for Niagara Falls in 2006-07, his final season before beginning his major junior career... Split his rookie OHL season between Oshawa and Windsor, totaling 17 points (4g, 13a) in 61 games in 2007-08... Scored 17 goals and was plus-21 in 68 regular-season games for Windsor in 2008-09... Had nine points (5g, 4a) in Windsor's 20-game playoff run to the 2009 OHL title, and skated in two games at the 2009 Memorial Cup before being sidelined with a broken collarbone... In 2009-10, totaled 79 points (39g, 40a) to rank second among Windsor skaters in regular-season scoring, behind only Taylor Hall... Ranked 10th in the OHL in goals (39) and third in game-winning goals (10) in 2009-10... Totaled 15 points (5g, 10a) in the 2010 OHL playoffs to help the Spitfires capture their second consecutive OHL Championship, and had seven points (2g, 5a) in four games at the Memorial Cup, as Windsor won the tournament for the second consecutive year... Led St. Michael's in goals (41), assists (45) and points (86), skating in 66 of the team's 68 regular-season games during his final season of junior hockey in 2010-11... Ranked second in the OHL in game-winning goals (10), fourth in plus/minus (+48), tied for fifth in shorthanded goals (4) and tied for 15th in points in 2010-11... Played for Team OHL at the 2010 Subway Super Series against Russia... Led St. Michael's in plus/minus (+15) and ranked tied for second on the team in goals (10) and points (19) during the 2011 OHL playoffs, as the Majors won the Eastern Conference title before falling to Owen Sound in Game 7 of the OHL Championship series... Totaled three points (2g, 1a) in five games for host Mississauga at the 2011 Memorial Cup, as St. Michael's advanced to the final game before falling to Saint John... Completed his first professional season in 2011-12, splitting the year between Charlotte (AHL)

and Florida (ECHL)... Tied for the Checkers' rookie scoring lead with 13 points (5g, 8a) in 33 games and ranked second on the team with a plus-5 rating... Tallied 12 points (4g, 8a) in 11 regular-season games for Florida... Picked up his first professional point in his pro debut for Florida (ECHL) vs. Gwinnett (10/14/11)... Scored his first two pro goals vs. Trenton (10/22/11), and earned ECHL Player of the Week honors after posting six points (3g, 3a) in three games from 10/17/11-10/23/11... Recalled to Charlotte for the first time on 10/27 and made his AHL debut at Oklahoma City (10/28/11)... Recorded his first AHL point, an assist, vs. Milwaukee (11/26/11)... Scored his first AHL goal, the game-winner, and added an assist for his first multi-point game vs. Milwaukee (11/27/11)... Returned to Florida on 4/17 for the ECHL playoffs... Totaled 12 points (7g, 5a) in 11 playoff games, helping the Everblades capture their first Kelly Cup as ECHL champions... Scored his first two pro playoff goals in Game 3 vs. Kalamazoo (5/2)... Netted the series-clinching goal in Game 5 vs. Kalamazoo (5/5)... Opened the scoring in Florida's Game 5, championship-winning victory vs. Las Vegas (5/23)... Began the 2012-13 season with Florida (ECHL), totaling 22 points (11g, 11a) in 19 games... Had 21 points (7g, 14a) on the AHL level with Charlotte in 2012-13... Notched his first professional hat trick with Florida at Wheeling (12/8)... Scored two goals in four Calder Cup playoff games for Charlotte in 2013, including a power-play goal in his AHL playoff debut in Game 1 at Oklahoma City (4/26/13)... **2013-14:** Spent all of his third professional season with Charlotte (AHL), establishing AHL career highs in games played (75), goals (16), assists (22) and points (38)... Ranked second on the team in games played (75), sixth in points (38), tied for fourth in goals (16) and sixth in assists (22)... Was tied for fourth on the team with five power-play goals... Recorded his first career multi-goal game, including the game winner, vs. Rockford (11/23)... Had a four-game assist streak from 1/2-1/11, marking the longest assist streak of his career and his longest point streak of the season... Registered his seventh multi-point game of the season with his 16th goal of the season and an assist at Oklahoma City (4/6). Signed a one-year contract on 7/14/14.

### CAREER STATS

#### REGULAR SEASON

#### PLAYOFFS

YEAR	TEAM	LEAGUE	GP	G	A	TP	PIM	GP	G	A	TP	PIM
2006-07	Niagara Falls	Minor-ON	70	65	46	111	42	—	—	—	—	—
2007-08	Oshawa	OHL	38	4	10	14	10	—	—	—	—	—
	Windsor	OHL	23	0	3	3	2	3	0	0	0	0
2008-09	Windsor	OHL	68	17	16	33	48	20	5	4	9	16
2009-10 (a)	Windsor	OHL	67	39	40	79	43	18	5	10	15	10
2010-11	St. Michael's	OHL	66	41	45	86	43	20	10	9	19	14
2011-12	Charlotte	AHL	33	5	8	13	12	—	—	—	—	—
	Florida	ECHL	11	4	8	12	8	11	7	5	12	8
2012-13	Charlotte	AHL	39	7	14	21	10	4	2	0	2	0
	Florida	ECHL	19	11	11	22	20	—	—	—	—	—
2013-14	Charlotte	AHL	75	16	22	38	26	—	—	—	—	—
<b>AHL Totals (3 Seasons)</b>			<b>147</b>	<b>28</b>	<b>44</b>	<b>72</b>	<b>48</b>	<b>4</b>	<b>2</b>	<b>0</b>	<b>2</b>	<b>0</b>

(a) June 26, 2010—Selected by the Carolina Hurricanes in the 2010 NHL Entry Draft. Sixth Hurricanes pick, 105th overall, fourth round.



## JACCOB SLAVIN

**Defenseman • Shoots Left**

**6'2" • 200 lbs.**

**5/1/94 • Erie, CO**

**Acquired: 2012 NHL Draft**

**2013-14 Team: Colorado College (NCHC)**

**Drafted: Carolina 2012 (6-120-4)**

### CAREER

Selected by the Hurricanes in the fourth round, 120th overall, in the 2012 NHL Draft... Had 25 points (5g, 20a) in 32 career collegiate games for Colorado College (NCHC) entering the 2014-15 season... Represented the United States at the 2014 World Junior Championship in Sweden, totaling two points (1g, 1a) and a plus-1 rating in five games... Completed his United States Hockey League (USHL) career with 64 points (9g, 55a) in 139 career United States Hockey League (USHL) games with the Chicago Steel... Played for the Colorado Thunderbirds prior to beginning his USHL career... Appeared in his first USHL season with Chicago in 2010-11, also spending time with the Colorado Thunderbirds' U-16 and U-18 squads... Netted one goal in 17 games with Chicago in 2010-11... Led all Steel defensemen and ranked tied for eighth among USHL blueliners in scoring with 30 points (3g, 27a) in 2011-12... Also ranked third among Chicago skaters and fifth among USHL defensemen in assists (27) in 2011-12... Completed his final USHL season with Chicago in 2012-13, leading Steel defensemen and ranking tied for

sixth among USHL defensemen in scoring with 33 points (5g, 28a)... Established USHL career highs in games played (62), goals (5), assists (28), points (33) and penalty minutes (33)... **2013-14:** Named National Collegiate Hockey Conference (NCHC) Rookie of the Year after notching five goals and 20 assists (25 points) in 32 games during his freshman season at Colorado College... Also named to the NCHC All-Rookie Team and NCHC Second All-Star Team... Led all Tigers skaters in points and assists... Was tied for 16th among all NCAA defensemen in scoring... Earned an assist in his collegiate debut vs. Minnesota-Duluth (10/18)... Netted his first college goal in his second game, vs. Minnesota-Duluth (10/19)... Had his first multi-point game with a pair of assists vs. Nebraska-Omaha (12/7)... Earned his first multi-goal game with two goals at North Dakota (1/10)... Had two four-game point streaks: from 12/14-1/11 (3g, 2a) and from 2/14-2/22 (0g, 5a)... Totaled five multi-point games, including three multi-assist efforts.

### CAREER STATS

#### REGULAR SEASON

#### PLAYOFFS

YEAR	TEAM	LEAGUE	GP	G	A	TP	PIM	GP	G	A	TP	PIM
2010-11	Chicago	USHL	17	1	0	1	10	—	—	—	—	—
2011-12 (a)	Chicago	USHL	60	3	27	30	12	—	—	—	—	—
2012-13	Chicago	USHL	62	5	28	33	6	—	—	—	—	—
2013-14	Colorado College	NCHC	32	5	20	25	11	—	—	—	—	—
<b>USHL Totals (3 Seasons)</b>			<b>139</b>	<b>9</b>	<b>55</b>	<b>64</b>	<b>28</b>	<b>—</b>	<b>—</b>	<b>—</b>	<b>—</b>	<b>—</b>

(a) June 23, 2012—Selected by the Carolina Hurricanes in the 2012 NHL Draft. Sixth Hurricanes pick, 120th overall, fourth round.



## JARED STAAL

**Right Wing • Shoots Right**  
**6'4" • 210 lbs.**  
**8/21/90 • Thunder Bay, Ont.**

**Acquired: 5/13/10, Trade with Phoenix**  
**2013-14 Team: Charlotte (AHL)**  
**Drafted : Phoenix 2008 (3-49-2)**

### CAREER

Acquired by the Hurricanes on May 13, 2010 in exchange for a fifth-round pick in the 2010 NHL Draft... Signed a one-year contract on 7/16/13... Had 18 points (8g, 10a) in 119 career American Hockey League (AHL) games entering 2014-15 and had played two NHL games with Carolina... Totaled 153 points (54g, 99a) in 249 regular-season games during a four-year Ontario Hockey League (OHL) career with Sudbury... Was selected by Sudbury in the first round (11th overall) in the OHL Priority Draft after totaling 49 points (24g, 25a) in 64 games with the AAA Thunder Bay Kings in 2005-06... Skated in 63 regular-season games and 21 playoff games as a rookie for Sudbury in 2006-07, scoring the game-winning goal for the Wolves in the 2007 OHL Conference Finals... Ranked second among Sudbury skaters in scoring with 49 points (21g, 28a) in 2007-08 and was selected to play in the OHL All-Star Classic... Scored a goal in the 2008 CHL Top Prospects Game... Ranked tied for fourth on the Wolves in scoring in 2008-09 with 52 points (19g, 33a) in 67 games... Made his professional debut with San Antonio at the conclusion of the Wolves' season, skating in five games without earning a point... Made his AHL debut at Lake Erie (3/21/09)... Led Sudbury in assists (37),

totaling 49 points (12g, 37a) in 59 games during his final OHL season in 2009-10... Joined San Antonio at the end of the junior season, earning his first pro point with an assist vs. Houston (4/8/10)... Completed his first full pro season in 2010-11, earning two points (1g, 1a) in 13 games with Charlotte (AHL) and 11 points (6g, 5a) in 33 games with Florida (ECHL)... Netted his first AHL goal at Binghamton (12/18/10)... Split the 2011-12 season between Charlotte and Providence of the AHL, totaling eight points (3g, 5a) in 44 games... Set AHL career highs in games played (52) and goals (4) for Charlotte in 2012-13... Made his NHL debut vs. NYR (4/25/13), starting the game with brothers Eric and Jordan... They were the fourth trio of brothers to play for the same team in the same season in NHL history and first since Peter, Anton and Marian Stastny with Quebec in 1985... **2013-14:** Matched his AHL career high with five assists and totaled seven points (2g, 5a) in 50 games with Charlotte... Notched his first goal of the season at San Antonio (3/9)... Scored his second goal of the season to tie the game in an eventual 5-4 shootout win vs. Oklahoma City (3/30)... Scored five of his seven points (2g, 3a) and was plus-6 in March (16 games).

### CAREER STATS

REGULAR SEASON							PLAYOFFS					
YEAR	TEAM	LEAGUE	GP	G	A	TP	PIM	GP	G	A	TP	PIM
2006-07	Sudbury	OHL	63	2	1	3	18	21	1	0	1	2
2007-08 (a)	Sudbury	OHL	60	21	28	49	44	—	—	—	—	—
2008-09	Sudbury	OHL	67	19	33	52	38	6	0	1	1	2
	San Antonio	AHL	5	0	0	0	0	—	—	—	—	—
2009-10 (b)	Sudbury	OHL	59	12	37	49	57	3	0	0	0	4
	San Antonio	AHL	5	0	1	1	2	—	—	—	—	—
2010-11	Florida	ECHL	33	6	5	11	6	—	—	—	—	—
	Charlotte	AHL	13	1	1	2	2	—	—	—	—	—
2011-12	Charlotte	AHL	37	3	3	6	18	—	—	—	—	—
	Providence	AHL	7	0	2	2	2	—	—	—	—	—
2012-13	Charlotte	AHL	52	4	3	7	25	3	0	0	0	0
	Carolina	NHL	2	0	0	0	2	—	—	—	—	—
2013-14	Charlotte	AHL	50	2	5	7	23	—	—	—	—	—
AHL Totals (6 Seasons)			119	8	10	18	49	3	0	0	0	0

(a) June 21, 2008—Selected by the Phoenix Coyotes in the 2008 NHL Entry Draft. Third Coyotes pick, 49th overall, second round.

(b) May 13, 2010—Acquired by the Carolina Hurricanes from the Phoenix Coyotes in exchange for a fifth-round pick in the 2010 NHL Entry Draft.



## BRODY SUTTER

**Center • Shoots Right**  
**6'5" • 203 lbs.**  
**9/26/91 • Viking, Alb.**

**Acquired: 2011 NHL Entry Draft**  
**2013-14 Team: Charlotte (AHL)**  
**Drafted: Carolina 2011 (6-193-7)**

### CAREER

Selected by the Hurricanes in the seventh round of the 2011 NHL Entry Draft... Had 34 points (12g, 22a) in 96 career regular-season AHL games entering 2014-15... Completed his junior career with 125 points (57g, 68a) and 137 penalty minutes in 231 career Western Hockey League (WHL) games with Saskatoon and Lethbridge... Is the son of former NHL player, coach and general manager and current Edmonton Oilers scout Duane Sutter... Began his WHL career with Saskatoon in 2008, before being traded to Lethbridge... Totaled nine points (4g, 5a) in 48 total games during his rookie campaign in 2008-09, and appeared in 10 of Lethbridge's playoff games as the Hurricanes fell to Calgary in the second round... Skated in a career-high 72 games and earned 14 points (5g, 9a) with Lethbridge during his second WHL season... Ranked fourth among Lethbridge skaters in assists (24) and points (42) and tied for fourth in goals (18) despite being limited to 46 games due to injuries in 2010-11... Served as team captain for Lethbridge during his final junior season in 2011-12, and led the team in goals (30) and points (60), both of which were career highs... Was named the team's most sportsmanlike player, won the Hurricanes' community relations award and was voted "fan favorite" in an online poll... Joined Charlotte (AHL) on an amateur tryout after his junior season, scoring one goal in four games... Made his professional debut vs. Milwaukee (4/3)... Scored his first professional goal,


the game-winner, at Rockford (4/10)... Split his first full professional season between Florida (ECHL) and Charlotte (AHL), earning five points (3g, 2a) in 23 AHL games... Had 16 points (8g, 8a) in 37 ECHL games... Picked up his first pro assist for Florida (ECHL) vs. Elmira (11/7/12)... Dropped the gloves for his first professional fight at Colorado (11/24/12)... Recorded his first career AHL assist vs. Oklahoma City (3/4/13)... Ranked second among Checkers in 2013 playoff scoring with five points (2g, 3a) in five games... Scored two goals, including the OT winner, in his first AHL playoff game at Oklahoma City (4/26/13)... **2013-14:** Played a career-high 69 AHL games with Charlotte, setting career bests in goals (8), assists (20) and points (28)... Was tied for fourth among Checkers with three game-winning goals... Scored on two of the first four shootout attempts of his career, including one game winner... Opened the season by scoring the game-winning goal with 5:16 remaining in regulation at Oklahoma City (10/4)... Had his first career regular-season, multi-point game (1g, 1a) at Chicago (10/27)... Scored the game-winning goal in overtime vs. Rockford (12/5)... Picked up two assists vs. Norfolk (12/19)... Scored his sixth goal of the season and third game winner at Hershey (3/1).

### CAREER STATS

			REGULAR SEASON					PLAYOFFS				
YEAR	TEAM	LEAGUE	GP	G	A	TP	PIM	GP	G	A	TP	PIM
2008-09	Saskatoon	WHL	18	0	2	2	4	—	—	—	—	—
	Lethbridge	WHL	30	4	3	7	7	10	0	0	0	2
2009-10	Lethbridge	WHL	72	5	9	14	42	—	—	—	—	—
2010-11 (a)	Lethbridge	WHL	46	18	24	42	35	—	—	—	—	—
2011-12 (b)	Lethbridge	WHL	65	30	30	60	49	—	—	—	—	—
	Charlotte	AHL	4	1	0	1	0	—	—	—	—	—
2012-13	Florida	ECHL	37	8	8	16	13	—	—	—	—	—
	Charlotte	AHL	23	3	2	5	13	5	2	3	5	2
2013-14	Charlotte	AHL	69	8	20	28	29	—	—	—	—	—
AHL Totals (3 Seasons)			96	12	22	34	42	5	2	3	5	2

(a) June 25, 2011—Selected by the Carolina Hurricanes in the 2011 NHL Entry Draft. Sixth Hurricanes pick, 193rd overall, seventh round.

(b) June 1, 2012—Signed by the Carolina Hurricanes to a three-year, entry-level contract.



## SERGEY TOLCHINSKY

**Left Wing • Shoots Left**  
**5'8" • 165 lbs.**  
**2/3/95 • Moscow, Russia**

**Acquired: 8/22/13, Signed as a free agent**  
**2013-14 Teams: Sault Ste. Marie (OHL), Charlotte (AHL)**  
**Drafted: Undrafted**

### CAREER


Signed with the Hurricanes as a free agent on 8/22/13... Had 142 points (57g, 85a) in 128 career Ontario Hockey League (OHL) games with Sault Ste. Marie entering the 2014-15 season... Has represented Russia in a number of international tournaments... Won a gold medal at the 2012 World Under-17 Hockey Challenge, scoring a hat trick, including a shorthanded penalty shot, to lead Russia to a 7-4 win against the United States in the title game... Was named to the tournament's All-Star Team... Had four points (3g, 1a) and was plus-5 for Russia at the 2013 U18 World Junior Championship... Also played for Russia at the 2012 U18 Five Nations Cup and the 2012 Ivan Hlinka Memorial Tournament... Spent the 2011-12 season with CKSA Moscow of the Russian Junior League (MHL), totaling 34 points (19g, 15a) and registering a plus-17 rating... Had four points (2g, 2a) in 15 MHL playoff games, as CKSA Moscow advanced to the 2012 Kharlamov Cup Final before falling to Omsk... Selected by Sault Ste. Marie in the first round (12th overall) of 2012 CHL Import Draft... Completed his first season in the OHL with Sault Ste. Marie in 2013-14, ranking second among OHL rookies in goals (26) and tied for third in points (51)... Scored his first OHL goal just 7:45 into his OHL debut vs. Plymouth (9/21/12)... Had points in eight of his first nine OHL games, including a two-goal effort vs. Kitchener (10/5/12)... Totaled four points (2g, 2a) in six 2013

OHL playoff games, as the Greyhounds fell to Owen Sound in the opening round... **2013-14:** Led Sault Ste. Marie (OHL) in goals (31), assists (60) and points (91) in his second season with the Greyhounds... Ranked third in the OHL in assists and tied for ninth in points... Had 24 multi-point games, including six multi-goal games and 15 multi-assist efforts... Registered a pair of nine-game point streaks, from 10/5-10/25 (6g, 11a) and 11/17-12/7 (3g, 12a)... The latter was also a nine-game assist streak, tied for the sixth-longest assist streak in the OHL in 2013-14... Played for the Hurricanes in the Traverse City rookie tournament in September, leading the tournament in scoring... Registered four points (1g, 3a) in his OHL season debut vs. Sudbury (9/27)... Notched his first career OHL hat trick vs. Barrie (9/28)... Recorded a career-best, five-point game (2g, 3a) at Peterborough (10/19)... Had multiple points in four consecutive games from 10/19-10/25, totaling 12 points (4g, 8a) in that span... Scored a goal and added three assists (4 points) vs. Niagara (11/30)... Had his sixth three-assist game of the season at Saginaw (2/8)... Scored a goal and added three helpers at Windsor (3/9)... Totaled six points (2g, 4a) in nine playoff games, as the Greyhounds topped Owen Sound before being swept by Erie in the second round... Joined Charlotte (AHL) at the end of his junior campaign, and made his pro debut at Rockford (4/19).

### CAREER STATS

YEAR	TEAM	LEAGUE	REGULAR SEASON					PLAYOFFS				
			GP	G	A	TP	PIM	GP	G	A	TP	PIM
2011-12	CKSA Moscow	Russia-Jr.	51	19	15	34	26	15	2	2	4	6
2012-13 (a)	Sault Ste. Marie	OHL	62	26	25	51	12	6	2	2	4	4
2013-14	Sault Ste. Marie	OHL	66	31	60	91	22	9	2	4	6	4
	Charlotte	AHL	1	0	0	0	0	—	—	—	—	—
<b>OHL Totals (2 Seasons)</b>			<b>128</b>	<b>57</b>	<b>85</b>	<b>142</b>	<b>34</b>	<b>14</b>	<b>4</b>	<b>6</b>	<b>10</b>	<b>8</b>

(a) Aug. 22, 2013—Signed by the Carolina Hurricanes as a free agent.



## LUCAS WALLMARK

**Center • Shoots Left**  
**6'0" • 176 lbs.**  
**9/5/95 • Umea, Sweden**

**Acquired: 2014 NHL Draft**  
**2013-14 Teams: Lulea (SHL), Aspöven (Swe-2)**  
**Drafted: Carolina 2014 (5-97-4)**

### CAREER


Was selected by the Hurricanes in the fourth round (97th overall), of the 2014 NHL Draft... Totaled three goals and seven assists (10 points) in the Swedish Hockey League (SHL) entering the 2014-15 season... Has represented Sweden in seven international tournaments, beginning with the 2011 U18 Four Nations Tournament in Monthey, Switzerland... Won silver with Sweden at the 2011 Ivan Hlinka Tournament... Captured silver at the 2012 Four Nations Tournament in Ann Arbor, MI, and was named Sweden's Player of the Game in its gold-medal game loss to the United States... Totaled five points (1g, 4a) in five games at the 2013 Five Nations Tournament in Jonkoping, Sweden, and five points (3g, 2a) in five games at the 2013 U18 World Junior Championship... Captured bronze with Sweden at the 2012 Ivan Hlinka Tournament, notching seven points (3g, 4a) in five games... Ranked third among Swedish skaters at the 2014 World Junior Championship in Malmo, Sweden, with eight points (3g, 5a) as Sweden won the

silver... Spent the 2010-11 and 2011-12 seasons in Skellefteå's system, notching 67 points (18g, 49a) in 36 games with Skellefteå's U18 team in 2010-11... Spent most of 2011-12 with Skellefteå's Junior squad, netting 11 goals and adding 26 assists (37 points) in 37 games... Dressed for two games with Skellefteå in the top Swedish league as a 17-year-old in 2012-13... Also totaled 16 points (5g, 11a) in 14 games for Skellefteå Jr. and earned 15 points (5g, 10a) in 23 games with Karlskrona in the Swedish second division... **2013-14:** Spent the majority of the season with Lulea in the Swedish Hockey League after signing a two-year contract with the club... Netted three goals and earned seven assists (10 points) in 41 SHL games... Also appeared in 11 games in the Swedish second division with Aspöven, earning eight points (1g, 7a)... Netted his first SHL goal in his debut with Lulea vs. Linköping (9/14)... Earned his first assist and had his first multi-point game (1g, 1a) at Leksands (11/23).

### CAREER STATS

YEAR	TEAM	LEAGUE	REGULAR SEASON					PLAYOFFS				
			GP	G	A	TP	PIM	GP	G	A	TP	PIM
2010-11	Skellefteå U18	Swe-U18	36	18	49	67	18	2	1	0	1	0
2011-12	Skellefteå U18	Swe-U18	2	1	1	2	0	3	3	2	5	2
	Skellefteå Jr.	Swe-Jr.	37	11	26	37	14	3	1	2	3	4
2012-13	Skellefteå	SHL	2	0	0	0	0	—	—	—	—	—
	Karlskrona	Swe-2	16	5	5	10	4	—	—	—	—	—
2013-14 (a)	Skellefteå Jr.	Swe-Jr.	14	5	11	16	18	—	—	—	—	—
	Aspöven	Swe-2	11	1	7	8	6	—	—	—	—	—
	Lulea	SHL	41	3	7	10	2	1	0	0	0	0
<b>SHL Totals (2 seasons)</b>			<b>43</b>	<b>3</b>	<b>7</b>	<b>10</b>	<b>2</b>	<b>1</b>	<b>0</b>	<b>0</b>	<b>0</b>	<b>0</b>

(a) June 28, 2014—Selected by the Carolina Hurricanes in the 2014 NHL Draft. Fifth Hurricanes pick, 97th overall, fourth round.



## JOSH WESLEY

**Defenseman • Shoots Right**

**6'3" • 195 lbs.**

**4/9/96 • Hartford, CT**

**Acquired: 2014 NHL Draft**

**2013-14 Team: Plymouth (OHL)**

**Drafted: Carolina 2014 (4-96-4)**

### CAREER


Selected by the Hurricanes in the fourth round (96th overall) of the 2014 NHL Draft... Had nine points (1g, 8a) and 62 penalty minutes in 68 career Ontario Hockey League (OHL) games with Plymouth entering the 2014-15 season... Is teammates with fellow Hurricanes prospect Alex Nedeljkovic... Was the first product of the Carolina Junior Hurricanes youth hockey system to be drafted into the NHL... His father is former Hurricanes defenseman Glen Wesley... Represented the United States in the 2013 U17 World Hockey Challenge, earning two assists in six games as Team USA captured bronze... Scored seven goals and added six assists in 18 regular-season games for the Carolina Jr. Hurricanes in the North American Prospects Hockey League (NAPHL) 2011-12... Was selected by Plymouth in the fifth round (101st

overall) in the 2012 OHL Priority Draft... Moved to Ann Arbor to join the United States National Team Development Program in 2012-13, totaling seven assists in 56 games... **2013-14:** Completed his rookie season with Plymouth (OHL), totaling one goal and eight assists (9 points) and 62 penalty minutes in 68 regular-season games... Made his OHL debut at London (9/20)... Notched his first OHL point with an assist vs. Owen Sound (10/25)... Netted his first OHL goal vs. Mississauga (11/15)... Earned assists in consecutive games vs. Guelph (12/7) and Saginaw (12/11)... Posted a plus-8 rating during the month of February... Earned an assist in five OHL playoff games as the Whalers fell to Guelph in the opening round.

### CAREER STATS

			REGULAR SEASON					PLAYOFFS				
YEAR	TEAM	LEAGUE	GP	G	A	TP	PIM	GP	G	A	TP	PIM
2010-11	Car. Jr. Hurricanes	Bantam	37	16	18	34	14	—	—	—	—	—
2011-12	Car. Jr. Hurricanes	NAPHL	18	7	6	13	10	5	1	6	7	14
2012-13	USNTDP	USHL	38	0	1	1	14	—	—	—	—	—
	USNTDP	U-17	18	0	6	6	6	—	—	—	—	—
2013-14 (a)	Plymouth	OHL	68	2	7	9	62	5	0	1	1	2
OHL Totals (1 season)			68	2	7	9	62	5	0	1	1	2

(a) June 28, 2014—Selected by the Carolina Hurricanes in the 2014 NHL Draft. Fourth Hurricanes pick, 96th overall, fourth round.



## BRENDAN WOODS

**Left Wing/Center • Shoots Left**

**6'4" • 210 lbs.**

**6/11/92 • Humboldt, Sask.**

**Acquired: 2012 NHL Draft**

**2013-14 Team: Charlotte (AHL)**

**Drafted: Carolina 2012 (7-129-5)**

### CAREER

Selected by the Hurricanes in the fifth round of the 2012 NHL Draft... Signed a three-year, entry-level contract with the Hurricanes on 4/10/13... Had eight points (5g, 3a) and 42 penalty minutes in 44 career American Hockey League (AHL) games with Charlotte entering 2014-15... Totaled 22 points (10g, 12a) in 75 career collegiate games with the University of Wisconsin (WCHA) before turning professional... Appeared in 91 career United States Hockey League (USHL) games prior to his college career, totaling 36 points (20g, 16a)... His father, Bob Woods, played professionally in the AHL, IHL and ECHL, and currently serves as head coach and general manager of the Western Hockey League's Saskatoon Blades... Skated for Williston Prep (MA) in 2008-09, earning 19 points (8g, 11a) in 29 games... Played his first USHL season for Chicago in 2009-10, totaling six goals and four assists (10 points) in 34 games... Earned 26 points (14g, 12a) in 57 games with Muskegon (USHL) in 2010-11... Totaled five goals and five assists (10 points) during his freshman season at Wisconsin in 2011-12, leading the Badgers in penalties taken (21) and penalty minutes (67)... Ranked tied for first among Wisconsin freshmen with five goals... Made his

NCAA debut vs. Northern Michigan (10/7/11)... Netted his first career college goal in a 5-3 win vs. No. 5 North Dakota (10/21/11)... Earned his first college assist in a 5-4 win vs. No. 5 North Dakota (10/22/11)... Established collegiate career highs in assists (7) and points (12) and matched his career high in goals (5) during his sophomore season at Wisconsin in 2012-13... Led the Badgers in faceoff winning percentage (61.6) and ranked fourth on the team in penalty minutes (47)... Joined Charlotte (AHL) on an amateur tryout contract and made his professional debut at Peoria (4/16/13)... **2013-14:** Completed his first full professional season with Charlotte (AHL)... Ranked fifth among Checkers rookies in points (8) and second among rookies in goals (5)... Ranked ninth on the team in penalty minutes (40)... Scored his first professional goal at Grand Rapids (10/25)... Received the first major penalty of his professional career when he dropped the gloves with Chris Porter at Chicago (10/27)... Tallied his first professional assist on Rasmus Rissanen's goal at Toronto (11/19)... Scored his fifth goal of the season and dropped the gloves with Ben Eager vs. Oklahoma City (2/9)... Missed 31 games due to injury, including the final 25 games.

### CAREER STATS

			REGULAR SEASON					PLAYOFFS				
YEAR	TEAM	LEAGUE	GP	G	A	TP	PIM	GP	G	A	TP	PIM
2008-09	Williston North	High-MA	29	8	11	19	28	—	—	—	—	—
2009-10	Chicago	USHL	34	6	4	10	32	—	—	—	—	—
2010-11	Muskegon	USHL	57	14	12	26	86	6	1	1	2	14
2011-12 (a)	Wisconsin	WCHA	34	5	5	10	67	—	—	—	—	—
2012-13 (b)	Wisconsin	WCHA	41	5	7	12	47	—	—	—	—	—
	Charlotte	AHL	2	0	0	0	2	—	—	—	—	—
2013-14	Charlotte	AHL	42	5	3	8	40	—	—	—	—	—
AHL Totals (2 Seasons)			44	5	3	8	42	—	—	—	—	—

(a) June 23, 2012—Selected by the Carolina Hurricanes in the 2012 NHL Draft. Seventh Hurricanes pick, 129th overall, fifth round.

(b) April 10, 2013—Signed by the Carolina Hurricanes to a three-year, entry-level contract.





Alex Nedeljkovic meets his team after being drafted #37 by the Carolina Hurricanes on Day Two of the 2014 NHL Draft at the Wells Fargo Center on June 28, 2014 in Philadelphia, Pennsylvania.

The Carolina Hurricanes selected seven players at the 2014 NHL Draft at the Wells Fargo Center in Philadelphia, PA, on June 27-28, 2014.

On Friday, June 27, the Hurricanes selected defenseman Haydn Fleury with the seventh overall pick in the first round. Fleury scored eight goals and earned 38 assists (46 points) in 70 games with the Red Deer Rebels of the Western Hockey League (WHL) in 2013-14. He led all Rebels skaters with a plus-15 plus/minus rating despite Red Deer posting a minus-10 goal differential for the season. The Carlyle, Sask., native's 38 assists ranked second on the team and his 46 points were good for 17th among WHL blueliners. In international play, Fleury (6'3", 207 lbs.) was named Best Defenseman at the 2014 International Ice Hockey Federation U18 World Championship in Finland as Team Canada captured the bronze medal. He also represented Canada at the 2013 Ivan Hlinka Memorial, helping his home country win gold.

The Hurricanes used their first pick on day two of the draft to select goaltender Alex Nedeljkovic (neh-DEL-koh-vitch) from the Plymouth Whalers of the Ontario Hockey League (OHL). Nedeljkovic, 18, was named the OHL's Goaltender of the Year in 2013-14, posting a 26-27-7 record while playing in 61 of Plymouth's 68 regular-season games. The Parma, OH, native faced more shots (2,207) than any other OHL goaltender, his .925 save percentage ranked second in the league and his 2.88 goals-against average and 26 wins ranked eighth. Nedeljkovic (5'11", 190 lbs.) backstopped Team USA to the gold medal at the 2014 International Ice Hockey Federation (IIHF) U18 World Championship in Finland, posting a tournament-best 1.84 goals-against average in six games. He also captured the silver medal with the United States at the 2013 Ivan Hlinka Memorial. In two OHL seasons, Nedeljkovic has gone 45-29-9, with a 2.71 goals-against average and a .925 save percentage in 87 regular-season games with Plymouth.



Josh Wesley, 96th overall pick of the Carolina Hurricanes, poses for a portrait during the 2014 NHL Entry Draft at Wells Fargo Center on June 28, 2014 in Philadelphia, Pennsylvania.

In the third round, the Hurricanes used the 67th overall pick on left wing Warren Foegele (FOH-guhl). Foegele, 18, led the Saint Andrews (Ontario high school) with 58 goals, 49 assists and 107 points in 52 games as the Saints captured the 2013-14 MacPherson Tournament, Midwest Prep Hockey League and Conference of Independent Schools Athletic Association (CISAA) championships. The Markham, Ont., native is committed to the University of New Hampshire for 2014-15.

Carolina held the 96th and 97th picks in the draft's fourth round, and used the first of those to select former Junior Hurricanes defenseman Josh Wesley from the Plymouth Whalers (OHL). Born in Hartford, CT, but raised in Raleigh, NC, Wesley (6'3", 195 lbs.) is the son of former Hurricanes defenseman Glen Wesley. The 18-year-old played his first season of major-junior hockey in 2013-14, scoring one goal, earning eight assists (9 points) and accumulating 62 penalty minutes while playing in all 68 of Plymouth's regular-season games. Wesley is the first North Carolina-trained player to be drafted into the NHL.

With their second fourth-round pick (97th overall), the Hurricanes selected Swedish centerman Lucas Wallmark. The Umea, Sweden, native played the majority of the 2013-14 season with Lulea of the Swedish Hockey League (SHL), scoring three goals and earning seven assists (10 points) in 41 games. Wallmark (6'0", 176 lbs.) also played 11 games with Asplöven of Sweden's second division, posting one goal and seven assists (8 points). He captured the silver medal with Team Sweden at the 2014 IIHF World Junior Championship, ranking third on the team in scoring behind 2012 first-round (11th overall) draft pick Filip Forsberg and 2013 Hurricanes first-round (5th overall) draft pick Elias Lindholm.



In the fifth round, Carolina used the 127th overall pick on center Clark Bishop from Cape Breton of the Quebec Major Junior Hockey League (QMJHL). The St. John's, NF, native scored 14 goals and earned 19 assists (33 points) in 56 games with the Screaming Eagles in 2013-14, his second season of major-junior hockey. Bishop (6'0", 189 lbs.) was a teammate of Hurricanes 2014 first-round pick Haydn Fleury on Canada's bronze-medal-winning 2014 IIHF U18 World Championship, and gold-medal-winning 2013 Ivan Hlinka Memorial teams.

Without a sixth-round pick, the Hurricanes looked ahead to the draft's seventh and final round and selected defenseman Kyle Jenkins with the 187th overall pick. The Brampton, Ont., native scored seven goals, earned 18 assists (25 points) and posted a plus-6 plus/minus rating in 63 games for the OHL's Sault Ste. Marie Greyhounds in 2013-14, his first full season of major-junior hockey. Jenkins (6'1", 175 lbs.) was paired with Carolina's 2013 sixth-round (156th overall) selection Tyler Ganly for the majority of the season.

## Carolina Hurricanes 2014 NHL Draft Selections

Rd	Pick	Name	Ht.	Wt.	Pos.	Team (League)
1	7	Haydn Fleury	6'2"	203	D	Red Deer (WHL)
2	37	Alex Nedeljkovic	5'11"	190	G	Plymouth (OHL)
3	67	Warren Foegele	6'0"	178	LW	St. Andrews (CISAA)
4	96	Josh Wesley	6'2"	194	D	Plymouth (OHL)
4	97	Lucas Wallmark	6'0"	176	C	Lulea (SWE)
5	127	Clark Bishop	5'11"	182	C	Cape Breton (QMJHL)
7	187	Kyle Jenkins	6'0"	166	D	Sault Ste. Marie (OHL)



Haydn Fleury is selected seventh overall by the Carolina Hurricanes in the first round of the 2014 NHL Draft at the Wells Fargo Center on June 27, 2014 in Philadelphia, Pennsylvania.



# CHARLOTTE CHECKERS (AHL)

210 E Trade Street, Suite E480

Charlotte, NC 28202

Phone: 704/342-4423

Fax: 704/377-4595

Website: [www.gocheckers.com](http://www.gocheckers.com)

Colors: Red, Black and Silver

Home Arena (capacity): Time Warner Arena (6,800)

## DIRECTORY

Owner/CEO/Governor ..... Michael A. Kahn  
 Chief Operating Officer/Alternate Governor ..... Tera Black  
 Sr. VP of Hockey Business Operations ..... Derek Wilkinson  
 Director of Finance/Controller ..... Meredith Pollov  
 Head Coach/General Manager ..... Jeff Daniels  
 Assistant Coach ..... Gordie Kinnear  
 Head Athletic Trainer ..... Brian Maddox  
 Head Equipment Manager ..... Steve Latin  
 Equipment Manager ..... Donny White  
 Vice President, Corporate Partnerships ..... Mary Grams  
 Director of Corporate Partnerships ..... Buzz Wilkie  
 Director of Services ..... Greg Martin  
 Corporate Partnerships Manager ..... Drew Gehringer  
 Corporate Services Specialist ..... Megan Harman  
 Corporate Account Manager ..... Grady Garrison, Michael Brock  
 Senior Vice President ..... Shawn Lynch

Director of Strategic Partnerships ..... Alice Garmon  
 Director of Group Sales ..... Alex Teal  
 Director of Season Ticket Sales ..... Nathan Beasley  
 Corporate Marketing Manager ..... Brandon Jettton  
 Group Relations Specialist ..... Jen Yoger  
 Group Sales Coordinator ..... Kelsey Young  
 Fan Services Manager ..... Adam Slechta  
 Vice President, Marketing and Creative Services ..... Eric Bridenstine  
 Vice President, Communications ..... Paul Branecky  
 Executive Director, CCF ..... Danielle Adkins  
 Director of Merchandise ..... Jessica Taylor  
 Director of Broadcasting/Voice of the Checkers ..... Jason Shaya  
 Manager of Community Relations and Fan Development ..... Amber Sersen  
 Manager of Communications ..... Nicholas Niedzielski  
 Producer of Creative Services ..... Ben Carter

## 2014-15 SCHEDULE

DAY	DATE	OPPONENT	TIME	DAY	DATE	TIME	OPPONENT
<b>OCTOBER</b>				<b>JANUARY (continued)</b>			
Friday	10	at Milwaukee	8 PM	Thursday	15	vs. Toronto	7 PM
Saturday	11	at Chicago	8 PM	Friday	16	vs. Toronto	7 PM
Sunday	12	at Chicago	5 PM	Wednesday	21	at Norfolk	7:15 PM
Friday	17	vs. Grand Rapids	7 PM	Thursday	22	vs. Oklahoma City	7 PM
Saturday	18	vs. Grand Rapids	7 PM	Friday	23	vs. Oklahoma City	7 PM
Friday	24	at Iowa	8 PM	Friday	30	at San Antonio	8:30 PM
Sunday	25	at Iowa	8 PM	Saturday	31	at Texas	8 PM
Friday	31	vs. Hamilton	12 PM	<b>FEBRUARY</b>			
<b>NOVEMBER</b>				Friday	6	vs. Chicago	7 PM
Sunday	2	vs. Hamilton	1 PM	Saturday	7	vs. Chicago	7 PM
Saturday	8	vs. Texas	7 PM	Tuesday	10	at Lake Erie	7 PM
Sunday	9	vs. Texas	3 PM	Thursday	12	at Lake Erie	7 PM
Monday	10	vs. Norfolk	6 PM	Monday	16	vs. Norfolk	7 PM
Friday	14	at San Antonio	8:30 PM	Wednesday	18	vs. Iowa	7 PM
Saturday	15	at San Antonio	8 PM	Thursday	19	vs. Iowa	7 PM
Tuesday	18	vs. Norfolk	7 PM	Sunday	22	at Toronto	3 PM
Friday	21	at Oklahoma City	8 PM	Wednesday	25	at Toronto	11 AM
Saturday	22	at Oklahoma City	8 PM	Friday	27	at Hamilton	7:30 PM
Wednesday	26	at Norfolk	7:15 PM	Saturday	28	at Hamilton	7 PM
Saturday	29	vs. Milwaukee	7 PM	<b>MARCH</b>			
Sunday	30	vs. Milwaukee	1 PM	Wednesday	4	vs. San Antonio	7 PM
<b>DECEMBER</b>				Thursday	5	vs. San Antonio	7 PM
Saturday	6	vs. Iowa	7 PM	Sunday	8	vs. Norfolk	1 PM
Monday	8	vs. Iowa	7 PM	Tuesday	10	vs. Grand Rapids	7 PM
Wednesday	10	at Norfolk	7:15 PM	Thursday	12	vs. Grand Rapids	7 PM
Friday	12	at Texas	8:30 PM	Saturday	14	at Oklahoma City	8 PM
Saturday	13	at Texas	8 PM	Sunday	15	at Oklahoma City	5 PM
Tuesday	16	vs. Oklahoma City	7 PM	Tuesday	17	at San Antonio	8 PM
Thursday	18	vs. Oklahoma City	7 PM	Saturday	21	at Iowa	8 PM
Friday	19	vs. San Antonio	7 PM	Sunday	22	at Iowa	4 PM
Sunday	21	vs. San Antonio	1 PM	Wednesday	25	at Norfolk	7:15 PM
Saturday	27	at Texas	8 PM	Friday	27	vs. Lake Erie	7 PM
Sunday	28	at Oklahoma City	5 PM	Sunday	29	vs. Lake Erie	1 PM
Wednesday	31	at Oklahoma City	7 PM	<b>APRIL</b>			
<b>JANUARY</b>				Thursday	2	vs. Oklahoma City	7 PM
Saturday	3	vs. Texas	7 PM	Friday	3	vs. Oklahoma City	7 PM
Sunday	4	vs. Texas	3 PM	Saturday	11	vs. Rockford	7 PM
Wednesday	7	at Grand Rapids	7 PM	Sunday	12	vs. Rockford	1 PM
Friday	9	at Grand Rapids	7 PM	Wednesday	15	at Rockford	8 PM
Saturday	10	at Milwaukee	8 PM	Friday	17	at Grand Rapids	7 PM
Tuesday	13	at Rockford	8 PM	Saturday	18	at Grand Rapids	7 PM



## JEFF DANIELS

HEAD COACH AND GENERAL MANAGER

Jeff Daniels, who first joined the Carolina Hurricanes organization as a player in 1995, has been head coach and general manager of its AHL affiliate since taking control of the Albany River Rats in 2008. Prior to assuming his current position, Daniels spent four seasons with the Hurricanes as an assistant coach, helping guide the team to a Stanley Cup championship in 2006. He also served in a player development role for the Hurricanes immediately following his retirement as a player in November 2003.

Daniels was behind the bench for each of the Checkers' first four AHL seasons in Charlotte, leading the club to a record of 161-118-29. During the club's inaugural AHL season in 2010-11, he led the Checkers to 44 wins and 94 points during the regular season, marking the best totals for a Carolina affiliate since 2004-05. Daniels then guided the Checkers to the Eastern Conference final, the deepest Calder Cup Playoff run for Carolina's AHL team since the 1996-97 Springfield Falcons, a team for which he played.

Daniels was selected in the sixth round (109th overall) by Pittsburgh in the 1986 NHL Entry Draft. In his 15-year professional

playing career as a forward, Daniels spent time with Pittsburgh, Florida, Nashville and Carolina. In 425 NHL regular-season games, he scored 17 goals and 26 assists while adding three goals and five assists in 41 playoff games. As a player, the Oshawa, Ontario, native won a Stanley Cup with Pittsburgh in 1992 and made a return trip to the Stanley Cup Final with Carolina in 2002.

In addition to his time in the NHL, Daniels also played in the IHL and AHL. He played in 334 career IHL games with Muskegon, Cleveland, Detroit and Milwaukee, totaling 115 goals and 157 assists for 272 points. In 181 career AHL games with Springfield and New Haven, he earned 64 goals and 61 assists (125 points). Prior to turning professional in 1988, Daniels played four seasons of junior hockey for his hometown team, the Oshawa Generals of the Ontario Hockey League (OHL).

In the offseason, Jeff and his wife, Jennifer, live in Morrisville, NC, with their daughter, Jordan.



## GEORDIE KINNEAR

ASSISTANT COACH

An assistant coach in the AHL since 2001, Geordie Kinnear has worked for the Carolina Hurricanes organization since 2007. He began his coaching career with Albany River Rats following an eight-year professional playing career and also served as a special assignment scout for the New Jersey Devils during the 2004-05 season.

After he played three seasons of junior hockey for the Peterborough Petes of the Ontario Hockey League, the New Jersey Devils drafted Kinnear in the seventh round (162nd overall) of the 1992 NHL Entry Draft. Beginning with the 1993-94 season, he skated with Albany for the first six years of his career, helping the team reach the playoffs each season. Over that time, he was a member of Albany's 1995 Calder Cup championship team,

appeared in four consecutive AHL All-Star Classics (1995-1999) and served as team captain for three seasons (1996-1999).

Kinnear signed with the Atlanta Thrashers as a free agent in August of 1999, making his National Hockey League debut by appearing in four games with Atlanta, posting a total of 13 penalty minutes. He split the 1999-2000 season between Atlanta and the Thrashers' IHL affiliate, the Orlando Solar Bears. After starting the 2000-01 season with Orlando, he was traded back to New Jersey on Nov. 6, 2000, and played 14 games with Albany before being forced to retire due to injury in December of 2000.

A defenseman originally from Simcoe, Ontario, Kinnear totaled 30 goals, 68 assists and 1,094 penalty minutes over the course of 406 career AHL games with Albany.



# FLORIDA EVERBLADES (ECHL)

Germain Arena  
11000 Everblades Parkway  
Estero, FL 33928  
Phone: 239/948-7825

Fax: 239/948-9299  
Website: [www.floridaeverblades.com](http://www.floridaeverblades.com)  
Colors: Navy Blue, Green, White

## DIRECTORY

President/General Manager	Craig Brush
Head Coach	Greg Poss
Assistant Coach	Tad O'Had
Assistant Equipment Manager	Dan Garman
Vice President of Sales and Marketing	Chris Palin
Director of Sales	Trent Ferguson
Public/Community Relations Manager and Broadcaster	Alex Reed
Manager of Sales & Marketing	Katie Loomis
Game Night & Audio/Video Coordinator	Emily Davies
Event Marketing/Service & Promotions Coordinator	Nichole Lovetro
Inside Sales Manager	Ben Baker
Coordinator of Corporate Partnerships	Lauren Kelly
Executive Assistant/Sales Associate	Rochelle Jones
Premium & Group Sales Associate	Ian Tasso
Sales Associate	Amber Falde
Athletic Trainer	Chirs Emrick
Equipment Manager	Henning Aagaard-Svensen

## 2014-15 SCHEDULE

DAY	DATE	OPPONENT	TIME	DAY	DATE	OPPONENT	TIME
<b>OCTOBER</b>				<b>JANUARY (cont.)</b>			
Friday	17	vs. South Carolina	7:30 PM	Wednesday	28	vs. South Carolina	7:30 PM
Saturday	18	vs. South Carolina	7:00 PM	Friday	30	vs. Greenville	7:30 PM
Friday	24	vs. Orlando	7:30 PM	Saturday	31	vs. Greenville	7:00 PM
Saturday	25	at Orlando	7:00 PM	<b>FEBRUARY</b>			
Sunday	26	at Orlando	3:00 PM	Wednesday	4	at Elmira	7:05 PM
<b>NOVEMBER</b>				Friday	6	at Reading	7:30 PM
Saturday	1	vs. Orlando	7:00 PM	Saturday	7	at Reading	7:05 PM
Friday	7	at South Carolina	7:05 PM	Sunday	8	at Reading	5:05 PM
Saturday	8	at Gwinnett	7:05 PM	Wednesday	11	vs. Fort Wayne	7:30 PM
Friday	14	at South Carolina	7:05 PM	Friday	13	vs. Kalamazoo	7:30 PM
Saturday	15	at South Carolina	7:05 PM	Saturday	14	vs. Kalamazoo	7:00 PM
Sunday	16	at Gwinnett	2:05 PM	Friday	20	vs. Orlando	7:30 PM
Friday	21	vs. Gwinnett	7:30 PM	Saturday	21	vs. Orlando	7:00 PM
Saturday	22	vs. Gwinnett	7:00 PM	Sunday	22	at Orlando	3:00 PM
Friday	28	at Wheeling	7:35 PM	Wednesday	25	vs. Gwinnett	7:30 PM
Saturday	29	at Wheeling	7:35 PM	Friday	27	vs. South Carolina	7:30 PM
<b>DECEMBER</b>				Saturday	28	vs. South Carolina	7:00 PM
Wednesday	3	at Kalamazoo	10:30 AM	<b>MARCH</b>			
Friday	5	at Indianapolis	7:35 PM	Wednesday	4	vs. Cincinnati	7:30 PM
Wednesday	10	vs. Elmira	7:30 PM	Friday	6	at Greenville	7:00 PM
Friday	12	vs. Indianapolis	7:30 PM	Saturday	7	at Greenville	7:00 PM
Saturday	13	vs. Indianapolis	7:00 PM	Sunday	8	at Gwinnett	2:05 PM
Wednesday	17	vs. Gwinnett	7:30 PM	Wednesday	11	vs. Greenville	7:30 PM
Friday	19	vs. Gwinnett	7:30 PM	Friday	13	vs. Greenville	7:30 PM
Friday	26	at Orlando	7:30 PM	Saturday	14	vs. Greenville	7:00 PM
Saturday	27	at Orlando	7:00 PM	Tuesday	17	at Orlando	7:00 PM
Tuesday	30	at Gwinnett	7:05 PM	Friday	20	at Evansville	7:15 PM
Wednesday	31	at South Carolina	6:05 PM	Saturday	21	at Evansville	7:15 PM
<b>JANUARY</b>				Sunday	22	at Toledo	5:15 PM
Friday	2	at Greenville	7:00 PM	Wednesday	25	at Reading	7:30 PM
Saturday	3	at Greenville	7:00 PM	Friday	27	at Elmira	7:05 PM
Friday	9	vs. Orlando	7:30 PM	Saturday	28	at Elmira	7:05 PM
Saturday	10	vs. Orlando	7:00 PM	<b>APRIL</b>			
Wednesday	14	vs. Wheeling	7:30 PM	Wednesday	1	vs. Reading	7:30 PM
Friday	16	vs. Wheeling	7:30 PM	Friday	3	vs. Reading	7:30 PM
Saturday	17	vs. Gwinnett	7:00 PM	Saturday	4	vs. South Carolina	7:00 PM
Friday	23	at Gwinnett	7:35 PM	Wednesday	8	vs. Orlando	7:30 PM
Saturday	24	at Gwinnett	7:05 PM	Friday	10	at Orlando	7:30 PM
Sunday	25	at South Carolina	3:05 PM	Saturday	11	vs. Orlando	7:00 PM



## **CRAIG BRUSH** PRESIDENT AND GENERAL MANAGER

Craig Brush, President of the Florida Everblades, along with partners Peter Karmanos and the late Thomas Thewes, founded the Everblades and Germain Arena in 1998. Brush, a native of Milton, Ontario, oversees all aspects of both the hockey club and the sports complex.

Since their inception in 1998, the Everblades have hosted more than 3 million fans, averaged more than 6,000 per game and have led the ECHL in attendance five times. Florida won its first Kelly Cup title in 2012, winning the Cup on home ice in front of a standing-room only crowd of 7,290 fans on May 23, 2012. Germain Arena and the Everblades hosted the 2003 Compuware/ECHL All-Star Game and have led the Kelly Cup Playoffs in attendance six times.

The Everblades have earned a post-season berth in 15 of the last 16 seasons in Southwest Florida. During the 2003-04

season, Florida captured the Eastern Conference title and made its first ever trip to the Kelly Cup Finals. After capturing the 2004-05 American Conference Championship, the Everblades became the first team in Kelly Cup history to make back-to-back trips to the Kelly Cup Finals. Florida was also awarded the regular-season championship Brabham Cup following the 1998-99 and 2008-09 seasons.

Brush played hockey for three seasons at Cornell University and was a member of the 1970 undefeated NCAA Championship team. He has also coached in the Compuware youth hockey program for many years.

Craig and his wife, Kyle, split time between Estero, Florida, and Birmingham, Michigan. The couple has three sons, Matt, Tyler and Patrick, and five grandchildren: Anna, Mary, Jane, Sloan and Brett.



## **GREG POSS** HEAD COACH

Poss, 49, enters his fifth season as head coach of the Florida Everblades, and is just the fourth head coach in the 13-year history of the franchise. In 2011-12, the Green Bay, WI, native led the Everblades to their first Kelly Cup title. During his four seasons with the Everblades, Poss has posted a coaching record of 152-110-31, along with a 23-12 postseason mark.

Poss came to Florida after serving as an assistant coach with the ECHL's Ontario Reign in 2009-10. Prior to joining the Reign, Poss spent eight seasons as a head coach in the German Elite League (DEL) with Iserlohn, Nuremberg and Mannheim. In 2006-07, he helped Mannheim become the first team in DEL history to finish in first place in the regular season, win the inter-league tournament and capture the league championship in the same year, after leading the club to a 35-9-8 record.

In addition to his club team experience, Poss has also gained experience in international competitions. In 2009, he served as an assistant coach with the USA Hockey team that finished second in the Deutschland Cup. In 2004 and 2005, Poss served as head

coach of the German Senior National teams that participated in the Deutschland Cup and 2005 IIHF World Championships. His first international coaching experience came in 2003, as an assistant coach for the American team that finished first in the Deutschland Cup. In 2004, he again served as an assistant coach for Team USA, as the Americans won bronze at the IIHF World Championships in Prague.

As a player, Poss played on the professional level for three seasons in the American Hockey League (AHL) and International Hockey League (IHL). In two seasons from 1989-91, Poss tallied 44 points (17g, 27a) and 103 penalty minutes in 109 games with the Maine Mariners (AHL). In 1991-92, Poss skated in 18 games with the Peoria Rivermen (IHL), earning five points (1g, 4a) and 41 penalty minutes before suffering a career-ending knee injury.

Prior to turning professional, Poss played four seasons at the University of Wisconsin from 1985-1989, posting 25 points in 101 career games.



# AFFILIATIONS HISTORY

## YEARLY AFFILIATIONS

YEAR	TEAM	COACH	GP	W	L	T/OT	OT/SOL	PTS	GF	GA	PCT
1979-80	Springfield Indians	Larry Kish	80	31	37	12		74	292	302	0.463
1980-81	Binghamton Whalers	Larry Kish	80	32	42	6		70	296	336	0.438
1981-82	Binghamton Whalers	Larry Kish	80	46	28	6		98	329	266	0.613
1982-83	Binghamton Whalers	John Cunneiff/Rick Ley	80	36	36	8		80	320	333	0.500
1983-84	Binghamton Whalers	John Cunneiff	80	33	43	4		70	359	388	0.438
1984-85	Binghamton Whalers	Larry Pleau	80	52	20	8		112	388	265	0.700
1985-86	Binghamton Whalers	Larry Pleau	80	41	34	5		87	316	290	0.544
1986-87	Binghamton Whalers	Larry Pleau	80	47	26	7		101	309	259	0.631
1987-88	Binghamton Whalers	Larry Pleau/Doug Jarvis	80	38	34	8		87	353	300	0.544
1988-89	Binghamton Whalers	Claude Larose	80	28	46	6		62	307	392	0.388
1989-90	Binghamton Whalers	Doug McKay	80	11	60	9		31	229	366	0.194
1990-91	Springfield Indians	Jim Roberts	80	43	27	10		96	348	281	0.600
1991-92	Springfield Indians	Jay Leach	80	43	29	8		94	308	277	0.588
1992-93	Springfield Indians	Jay Leach	80	25	41	14		64	282	336	0.400
1993-94	Springfield Indians	Joel Quenneville	80	29	38	13		71	309	327	0.444
1994-95	Springfield Falcons	Paul Gillis	80	31	37	12		74	299	289	0.463
1995-96	Springfield Falcons	Kevin McCarthy	80	42	27	11		100	272	215	0.594
1996-97	Springfield Falcons	Kevin McCarthy	80	41	27	12		96	268	229	0.588
1997-98	Beast of New Haven	Kevin McCarthy	80	38	35	7		85	256	239	0.519
1998-99	Beast of New Haven	Kevin McCarthy	80	33	35	12		78	240	250	0.488
1999-00	Cincinnati Cyclones	Ron Smith	82	44	30	8		96	244	246	0.585
2000-01	Cincinnati Cyclones	Ron Smith	82	44	29	9		97	267	258	0.591
2001-02	Lowell Lock Monsters	Ron Smith	82	41	25	11	3	96	229	209	0.585
2002-03	Lowell Lock Monsters	Ron Smith	82	19	51	7	3	48	175	275	0.293
2003-04	Lowell Lock Monsters	Ron Smith	80	32	36	6	6	76	208	242	0.475
2004-05	Lowell Lock Monsters	Tom Rowe	80	47	27	1	5	100	242	190	0.625
2005-06	Lowell Lock Monsters	Tom Rowe	80	29	37	6	8	72	222	257	0.450
2006-07	Albany River Rats	Tom Rowe	80	37	36		7	81	246	258	0.506
2007-08	Albany River Rats	Tom Rowe	80	43	30		7	93	213	198	0.581
2008-09	Albany River Rats	Jeff Daniels	80	33	40		7	73	219	258	0.456
2009-10	Albany River Rats	Jeff Daniels	80	43	29	3	5	94	244	231	0.588
2010-11	Charlotte Checkers	Jeff Daniels	80	44	27	2	7	97	265	243	0.606
2011-12	Charlotte Checkers	Jeff Daniels	76	38	29	3	6	85	209	214	0.559
2012-13	Charlotte Checkers	Jeff Daniels	76	42	26	4	4	92	227	202	0.605
2013-14	Charlotte Checkers	Jeff Daniels	76	37	36	1	2	77	228	241	0.507

YEAR	TEAM	COACH	STANDINGS
1979-80	Springfield Indians	Larry Kish	5th—N'n Div.
1980-81	Binghamton Whalers	Larry Kish	3rd—S'n Div.
1981-82	Binghamton Whalers	Larry Kish	1st—S'n Div.
1982-83	Binghamton Whalers	John Cunneiff/Rick Ley	4th—S'n Div.
1983-84	Binghamton Whalers	John Cunneiff	6th—S'n Div.
1984-85	Binghamton Whalers	Larry Pleau	1st—S'n Div.
1985-86	Binghamton Whalers	Larry Pleau	2nd—S'n Div.
1986-87	Binghamton Whalers	Larry Pleau	2nd—S'n Div.
1987-88	Binghamton Whalers	Larry Pleau/Doug Jarvis	4th—S'n Div.
1988-89	Binghamton Whalers	Claude Larose	7th—S'n Div.
1989-90	Binghamton Whalers	Doug McKay	7th—S'n Div.
1990-91	Springfield Indians	Jim Roberts	1st—N'n Div.
1991-92	Springfield Indians	Jay Leach	1st—N'n Div.
1992-93	Springfield Indians	Jay Leach	4th—N'n Div.
1993-94	Springfield Indians	Joel Quenneville	4th—N'n Div.
1994-95	Springfield Falcons	Paul Gillis	5th—N'n Div.
1995-96	Springfield Falcons	Kevin McCarthy	1st—N'n Div.
1996-97	Springfield Falcons	Kevin McCarthy	2nd—N'n Div.
1997-98	Beast of New Haven	Kevin McCarthy	3rd—NE Div.
1998-99	Beast of New Haven	Kevin McCarthy	5th—NE Div.
1999-00	Cincinnati Cyclones	Ron Smith	3rd—East Div.
2000-01	Cincinnati Cyclones	Ron Smith	3rd—East Div.
2001-02	Lowell Lock Monsters	Ron Smith	1st—N'n Div.
2002-03	Lowell Lock Monsters	Ron Smith	5th—N'n Div.
2003-04	Lowell Lock Monsters	Ron Smith	6th—Atl. Div.
2004-05	Lowell Lock Monsters	Tom Rowe	3rd—Atl. Div.
2005-06	Lowell Lock Monsters	Tom Rowe	5th—Atl. Div.
2006-07	Albany River Rats	Tom Rowe	4th—East Div.
2007-08	Albany River Rats	Tom Rowe	3rd—East Div.
2008-09	Albany River Rats	Jeff Daniels	7th—East Div.
2009-10	Albany River Rats	Jeff Daniels	2nd—East Div.
2010-11	Charlotte Checkers	Jeff Daniels	3rd—East Div.
2011-12	Charlotte Checkers	Jeff Daniels	3rd—Midwest Div.
2012-13	Charlotte Checkers	Jeff Daniels	2nd—West Div.
2013-14	Charlotte Checkers	Jeff Daniels	4th—West Div.

## PLAYOFF HISTORY

Missed the playoffs by one point  
Lost to Adirondack in the first round, 4-1  
Lost to New Brunswick in the Finals, 4-1  
Lost to Rochester in the first round, 4-1  
Missed the playoffs by 14 points  
Lost to Baltimore in the second round, 4-0  
Lost to St. Catharines in the first round, 4-2  
Lost to Rochester in the second round, 4-2  
Lost to Hershey in the first round, 4-0  
Missed the playoffs by 20 points  
Missed the playoffs by 61 points  
Won the Calder Cup  
Lost to Adirondack in the second round, 4-0  
Lost to Cape Breton in the third round, 2-0  
Lost to Adirondack in the first round, 4-2  
Missed playoffs on tie-breaking formula  
Lost to Portland in the second round, 4-2  
Lost to Hershey in the third round, 4-3  
Lost to Hartford in first round, 3-0  
Missed playoffs on tie-breaking formula  
Lost to Grand Rapids in East Div. finals, 4-1  
Lost to Orlando in first round, 4-1  
Lost to St. John's in first round, 3-2  
Missed the playoffs by 29 points  
Missed the playoffs by nine points  
Lost to Providence in the second round, 4-1  
Missed the playoffs by 20 points  
Lost to Hershey in the first round, 4-1  
Lost to Philadelphia in the first round, 4-3  
Missed the playoffs by 20 points  
Lost to Hershey in the second round, 4-0  
Lost to Binghamton in the third round, 4-0  
Missed the playoffs by one point  
Lost to Oklahoma City in the first round, 3-2  
Missed the playoffs by six points

**MINOR LEAGUE AFFILIATE LEADING SCORER**

YEAR	TEAM	PLAYER	GP	G	A	PTS	PIM
1979-80	Springfield Indians	Jean Savard	78	28	43	71	60
1980-81	Binghamton Whalers	Ray Allison	74	31	39	70	81
1981-82	Binghamton Whalers	Bob Sullivan	74	47	43	90	44
1982-83	Binghamton Whalers	Ross Yates	77	41	84*	125*	28
1983-84	Binghamton Whalers	Ross Yates	68	35	73*	108	82
1984-85	Binghamton Whalers	Paul Gardner	64	51*	79*	130**	10
1985-86	Binghamton Whalers	Daryl Evans	69	40	52	92	50
1986-87	Binghamton Whalers	Mike Millar	61	45	32	77	38
1987-88	Binghamton Whalers	Mike Richard	72	46	48	94	23
1988-89	Binghamton Whalers	Terry Yake	75	39	56	95	57
1989-90	Binghamton Whalers	James Black	80	37	35	72	34
1990-91	Springfield Indians	Michel Picard	77	56*	40	96	61
1991-92	Springfield Indians	Shawn Evans	80	11	67	78	81
1992-93	Springfield Indians	Leonid Toropchenko	71	31	30	61	59
1993-94	Springfield Indians	Mike Tomlak	79	44	56	100	53
1994-95	Springfield Falcons	Robert Petrovicky	74	30	52	82	121
1995-96	Springfield Falcons	Iain Fraser	53	24	47	71	27
1996-97	Springfield Falcons	Juha Ylonen	70	20	41	61	6
1997-98	Beast of New Haven	Kevin Brown	67	28	44	72	65
1998-99	Beast of New Haven	Shane Willis	73	31	50	81	49
1999-00	Cincinnati Cyclones	Gilbert Dionne	81	34	49	83	88
2000-01	Cincinnati Cyclones	Greg Koehler	80	35	36	71	122
2001-02	Lowell Lock Monsters	Jeff Heerema	76	33	37	70	90
2002-03	Lowell Lock Monsters	Ryan Bayda	53	11	32	43	32
2003-04	Lowell Lock Monsters	Mike Zigomanis	61	17	35	52	56
2004-05	Lowell Lock Monsters	Eric Staal	77	26	51	77	88
2005-06	Lowell Lock Monsters	Keith Aucoin	72	29	56	85	68
2006-07	Albany River Rats	Keith Aucoin	65	27	72	99	108
2007-08	Albany River Rats	Jamie Johnson	79	21	37	58	28
2008-09	Albany River Rats	Jerome Samson (tied)	70	22	32	54	56
2009-10	Albany River Rats	Jerome Samson	74	37	41	78	66
2010-11	Charlotte Checkers	Zach Boychuk	60	22	43	65	48
2011-12	Charlotte Checkers	Chris Terry	74	16	43	59	67
2012-13	Charlotte Checkers	Chris Terry	70	25	35	60	40
2013-14	Charlotte Checkers	Zach Boychuk	69	36*	38	74	55

\*Indicates an AHL Leading Figure

\*\*Indicates an AHL Record Figure



KIDS 'N COMMUNITY  
FOUNDATION  
"THE HEART OF THE HURRICANES"

## FOUNDATION ACTIVITIES AND FUNDRAISING EVENTS

### FOUNDATION DONATIONS

The Carolina Hurricanes Kids 'N Community Foundation strives to meet the educational, social, cultural and health-related needs of our community by offering unique resources and financial support to local youth-oriented organizations. Since its inception in 1997, the Kids 'N Community Foundation has donated more than \$12 million in cash grants and in-kind services.

During the 2013-14 season, the Kids 'N Community Foundation donated \$582,000 in cash to 32 different North Carolina children's charities and foundations. Each donation is required to meet the health and educational needs of children of under-served populations in our community. Specification of how the funds will be used and periodic updates on the progress of the programs are required for each agency.

### FOUNDATION FUNDRAISERS

The Kids 'N Community Foundation has increased its impact in the community thanks to unique and interactive fundraising opportunities for our fans. The Foundation's largest fundraisers of the season – the annual Casino Night and Wine Tasting, Golf Tournament, Skate with the Canes, 5K Race and the Hurricanes Alumni Game – combined for more than \$490,000 in charitable funds raised. The success of these events, as well as other fundraisers throughout the year, relies on support from fans and Hurricanes players, coaches, front office executives, broadcasters and staff who attend each major fundraiser.

Every home game features a silent auction showcasing autographed jerseys, equipment, photos and much more. The game-night auctions raised \$93,913 in 2013-14.

Other fundraisers during the regular season included the Carolina Ale House Points for Kids program, the Paper Heart & Magnet campaign, the We Love the Hurricanes Luncheon, 24-Hour APC Bike Challenge and the Holiday Mystery Items sales.

## COMMUNITY INITIATIVES

### PICK UP A BOOK AND READ

The Pick Up a Book and Read program works to get children in third, fourth and fifth grade excited about reading by giving them the opportunity to log their minutes read over a period of six weeks. Students who read are rewarded with prizes such as backpacks, tickets and even autographed jerseys. During the 2013-2014 Pick Up a Book and Read program, over 2600 students from 193 classrooms read over 4.4 million minutes. Each participating student received a certificate of accomplishment, and each student that read over 1500 minutes received a special prize. The five schools that read the most minutes were recognized with a visit from Stormy, Hurricanes host Amber Jaye, Hurricanes alumnus Shane Willis and members of the Community Relations department. The top twenty students in the program's annual essay contest were invited to a recognition luncheon at PNC Arena hosted by in-game host, Jaye. A new addition to the luncheon this year was the Doris Barksdale Award, where the top overall reader from each grade was given a special certificate and a prize in her honor. Rod Brind'Amour and Stormy were both on hand to celebrate the accomplishments of the students at the luncheon.

### HOCKEY IS FOR EVERYONE INITIATIVE

The Capital City Crew completed its fifth full season as part of the NHL Hockey is for Everyone program. Thanks to grants from the Kids 'N Community Foundation, USA Hockey, the NHL Foundation, PNC Bank and equipment donations from the community, the NHLPA Goals and Dreams Foundation and Eric Staal, the Crew provides the full hockey experience at no cost to participants. The roster is made up of 45 kids ages 8-14 from local Boys and Girls Clubs, and the season consists of floor hockey clinics and 15 on-ice sessions which included practices, scrimmages and 12 sessions of the life skills program. The season wrapped up with an awards dinner hosted by the Carolina Ale House, where Riley Nash was on hand to present trophies and take pictures with the players.

### RON FRANCIS FAMILY NIGHTS

General Manager Ron Francis, continued his partnership with Duke Children's Hospital by hosting four different families for Ron Francis Family Nights. The night provided an escape for chronically ill children and their families to experience a Carolina Hurricanes game in style. The night includes a limo ride to PNC Arena, tickets to an all-inclusive suite, and a meet-and-greet with Francis and Hurricanes players after the game.

### CANES CARE

Canes Care is a community outreach program for full-time Carolina Hurricanes and PNC Arena staff. During the 2013-14 season, 55 staff members donated 275 hours of time to volunteer in the North Carolina community.

Staff members volunteered at Food Bank of Central & Eastern North Carolina, North Carolina Museum of Life & Science, Kramden Institute, Autism Society of North Carolina, Boys and Girls Clubs of Wake County and the Alice Aycock Poe Center for Educational Health.


The program gives staff an opportunity to support many of the hard-working non-profit organizations in North Carolina.

### ANGEL TREE

The Carolina Hurricanes and PNC Arena employees made sure that 43 children in the Step Up Ministry program would have presents at their holiday celebration through the Angel Tree program.

### COMMUNITY WALKS

The Carolina Hurricanes formed teams to participate in the Susan G. Komen Race for the Cure and the Triangle Heart Walk. The Canes with Heart team helped raise over \$1000 for the American Heart Association, while the Canes for a Cure team raised \$2,005 for Susan G. Komen Triangle Race for the Cure in June 2014.



## TICKET PROGRAMS

### HURRICANES HEROES

Hurricanes Heroes is a program where tickets are donated to the community relations department by local businesses and season ticket holders. The tickets are then distributed by the Kids 'N Community Foundation to local children's charities and organizations at no cost. Over 400 tickets were donated to non-profit organizations in our community during the 2013-14 season.



### CHARITY DRIVES

The Carolina Hurricanes strive to make an impact on the community through charity drives throughout the season. The drives are to help local and state charities collect goods that will help them in their mission. Six charity drives benefitted 13 different North Carolina charities, with donations varying from books for children to toiletries for military service men and women. Hurricanes fans are invited to participate by bringing the goods to support the various drives and the charities. These drives allowed Hurricanes fans to make giving back part of their game day experience.

- Caniac Carnival Blood Drive: At the Caniac Carnival, fans donated blood to REX Blood Services.
- Hurricanes Hockey for Healthy Teeth Toothbrush Drive: On Oct. 28, fans donated toothbrushes to be given to the Alice Aycock Poe Center for Health Education and the Raleigh Rescue Mission.
- Stock the Pantry Food Drive: On Nov. 11-18, Hurricanes fans donated over 1000 pounds of non-perishable food items to support Urban Ministries of Wake County and TABLE Emergency Food Aid for Children. The drive was supported by corporate partner Harris Teeter.
- Hurricanes Toy and Pajama Drive: Fans donated new, unwrapped toys and fresh pairs of pajamas at the PNC Arena as well as at local Belk stores during the month of December. All of the pajamas benefitted the Pajama Project of Raleigh. Toys were distributed to both Backpack Beginnings and Greater Life Outreach.
- Canes Book Drive: Hurricanes fans donated 2,337 books during the week of February 3-7 to benefit Book Harvest and Read and Feed. The books were donated to help children across Durham, Wake and Orange Counties. Schools from the Pick Up a Book and Read program also participated by holding their own book drives.
- Military Appreciation Drive: In honor of Military Appreciation Night, thousands of razor blades, washcloths and other bath items were donated to the USO of Fort Bragg to help military men and women coming home from deployment, or heading overseas.
- School Supply Drive: During Summerfest on July 21-26 fans heading in to Select a Seat, Prospects Camp and the Summerfest Celebration donated school supplies to be sent to Wake County Child Protective Services and PLM Families together.

## PLAYER EFFORTS

### ERIC'S ENTOURAGE

For the past eight years, Carolina Hurricanes Captain Eric Staal and his wife, Tanya, have donated a 12-person, all-inclusive luxury suite every home game for different non-profit children's organizations. In the 2013-2014 season, Eric continued his generosity by continuing the Eric's Entourage program. Eric personally purchases the suite for each Carolina Hurricanes home game for deserving organizations to enjoy. All of the kids received an autographed Eric's Entourage t-shirt.

### CAM'S CHAMPS

Cam Ward and his wife, Cody, continued their support of special needs athletes through an all-inclusive charity suite, Cam's Champs. Different athletes from different groups focusing on athletics were Cam's Champs for each night, giving them the special opportunity to experience a hockey game. Some of the visitors from the suite included athletes from: Special Olympics of Wake County, Triangle Special Hockey, the Holly Springs School of Dance Shining Stars and others.

### ST. BALDRICK'S

The Carolina Hurricanes players, staff and fans once again raised funds and awareness for the St. Baldrick's Foundation in 2013-2014. On March 25, 2014, professional barbers from corporate partner Sports Clips were on hand to shave heads on PNC Arena's front lawn. In exchange for losing their locks, fans received two tickets to the game that night. There were a total of 215 fans that shaved their heads, and \$71,366 was raised for the St. Baldrick's Foundation.

### APPEARANCES

Despite the commitment of the season, Hurricanes players work public appearances and charitable causes into their very busy schedules. Our community is fortunate to be home to professional athletes who understand the importance of giving back.

- Jeff Skinner and Ryan Murphy went to a Kids Café for the Food Bank of Eastern and Central NC. The players signed autographs, played soccer and helped hand out meals to the kids.
- Brett Bellemore and Drayson Bowman played hockey with kids at the Boys and Girls Club.
- Riley Nash and Brett Bellemore handed out turkeys at Helping Hand Mission for Thanksgiving to people in need.
- Riley Nash passed out trophies, took pictures, and signed autographs at the Carolina Ale House during the End of Season Banquet for the Capital City Crew.
- Jiri Tlustý, Jeff Skinner, Jordan Staal and Justin Faulk teamed up with boys from the Durham Nativity School and helped them pick out Christmas presents for themselves and their families.

# COMMUNITY RELATIONS

## PLAYER APPEARANCES (CONT.)

- Ryan Murphy and Elias Lindholm went ice skating with children from East Durham Children's Initiative.
- Players from the team visited local hospitals during the holidays to boost patients' morale.
- Justin Peters visited Lenovo headquarters to support the Kramden Institute and their efforts to refurbish computers for students across the state.
- Alumnus and Assistant Coach, Rod Brind'Amour, presented certificates and signed autographs at the Pick Up a Book and Read Essay Luncheon.
- Entire team participated in 15 meet and greets after Hurricanes games.

## FAN DEVELOPMENT

### STORMY

When he's not entertaining friends at PNC Arena, the Carolina Hurricanes' mascot, Stormy, takes his act on the road to share hockey fun with others. The loveable ice hog made 192 appearances in the Triangle and surrounding communities at schools, community events, churches, hospitals, birthday parties, awareness walks and other non-profit events throughout the year. From interacting with fans during games to cutting up on the ice, Stormy is a key part of the Canes game day experience.

### EYE CARE ASSOCIATES STORM SQUAD

The Eye Care Associates Storm Squad brings enthusiasm and excitement to Hurricanes games, community events and private functions throughout the year. At PNC Arena you can see members motivating the crowd and interacting with thousands of fans of all ages on game days. In the community members of the squad serve as ambassadors for the team at 100 events, ranging from awareness walks and charity golf tournaments to community festivals and fundraising events. They also got to know fans at Carolina Ale House Cool Bar stops, where members help raise money for the Kids 'N Community Foundation and talked hockey with fans who were watching the Canes on the road.

In addition to their presence at all home games and out in the community, the Storm Squad annually hosts a group of girls ages 7-13 for a Junior Storm Squad clinic and in-game performance. The Junior Storm Squad spent an entire game day with the Eye Care Associates Storm Squad participating in activities focused on the importance of leadership, perseverance, community service and self-confidence. To top off the experience, the Junior Storm Squad joined their role models that night at the game to exhibit all that they learned during the clinic, including signature Eye Care Associates Storm Squad moves and cheers.

As the first, and best, fan development team in the NHL, the Eye Care Associates Storm Squad is a crucial part of the Carolina Hurricanes brand. Their presence at games and out in the community has made them a key component of not only the organization, but of the community as a whole.



### KIDS CLUB

The Hurricanes Hockey Kids Club has been inducting young fans into the Canes family for six seasons, striving to develop a strong passion for hockey at a young age, so that those children grow up to be lifelong fans. Kids ages 12 and under can join the club, which is led by the Hurricanes mascot Stormy. Members receive exclusive merchandise, ticket deals and access to member-only parties and autograph sessions.

### HURRICANES UNIVERSITY

Hurricanes U combines education and fantasy to teach fans about the game that they know and love, while providing a unique look at the Hurricanes organization, accompanied by a few Hurricane VIPs. This year, the Hurricanes presented Hurricanes U: The Game Day Edition for the first time. This course gave students a behind-the-scenes look at the work and preparation that happens at PNC Arena on a typical game day. Students heard from the coaching, front office, and production staffs regarding all of the moving pieces that come together to present an NHL game from player preparation, ice care, building maintenance and video and entertainment production. All graduates at the end of the day were recognized in an on-ice graduation ceremony before the game.

## CYAH - CANES YOUTH AND AMATEUR HOCKEY

In an effort to strengthen our involvement in the local youth and amateur hockey community, the Carolina Hurricanes created Canes Youth and Amateur Hockey (CYAH) during the 2006-07 season. CYAH continues to have a presence in, and provide sponsorship to, the local community in order to grow youth hockey at all skill levels. The number of local youth hockey players has increased ten-fold since the program's inauguration, and the numbers continue to climb.

With the lead of former Hurricane Shane Willis, the CYAH program has steadily increased its initiatives and investments in local youth hockey over the past year. CYAH utilizes hockey to build personal character and foster teamwork and dedication in young players. It has promoted interest in youth and amateur hockey programs throughout the state of North Carolina, and hosted many major in-house hockey clinics each season.



CANES YOUTH & AMATEUR HOCKEY

### JUNIOR HURRICANES

Now entering its eighth season, the Junior Hurricanes program is coming off another successful campaign. The Junior Hurricanes program (RYHA) included teams at the AAA, AA and A levels. The Jr. Hurricanes were extremely proud that RYHA alumnus, Josh Wesley, was drafted in the fourth round of the 2014 NHL Draft to the Carolina Hurricanes. Other homegrown talent, Logan Halladay and Bryan Moore, were invited to the Hurricanes Development Camp. With a number of other players moving on to top junior programs in Canada and the United States, the Jr. Hurricanes remain committed to developing young players and giving them every opportunity to succeed at the next level. In February 2011, the Junior Hurricanes 12U AA team won the Quebec International Pee Wee Hockey Tournament, B division. This past season, the Junior Hurricanes Tier 1 U14 AAA team qualified for their respective USA Hockey Tier 1 National Tournament.



## IN-SCHOOL HOCKEY CLINICS

At the end of its tenth consecutive year, the in-school hockey clinic partnership that the Carolina Hurricanes has with Wake County Public School System tallied visits to 43 schools for clinics, teaching over 11,000 local students how to play hockey. These clinics combine hockey education and character building activities that focus on teamwork, leadership and sportsmanship. Students who attended the clinics were always excited to learn a new sport, and the opportunity to promote hockey among local youth directly aligns with CYAH's initiatives.

## JUNIOR HURRICANES PEE WEE QUEBEC TOURNAMENT

Over 13 years, the Hurricanes have provided countless memories for more than 200 young men and women who have been a part of this one-of-a-kind tournament. The tournament takes place in Quebec City over 12 days, during which participants are exposed to culture as well as competition, staying with French-speaking families and learning about the French Canadian way of life. The Quebec Pee-Wee Tournament has produced an amazing number of future NHL hockey players. The list includes Hall of Fame players Mark Messier, Mario Lemieux and Ron Francis, along with current Carolina Hurricanes like Tim Gleason and Jeff Skinner.

In 2014, the Junior Hurricanes spent their third season in the "AA" division. The Junior Hurricanes were moved up a division following the team's historic play a few years ago.

The February 2011 tournament proved to be one of the most exciting for the program, as the 11- and 12-year-old team won their bracket for the first time. The team posted a 6-0 record in the International-B tournament, outscoring their opponents 32-6, and boasted eight of the top ten scorers in the division. That year, the Junior Hurricanes earned major victories against competition from Salt Lake City, England, Canada, Colorado, Anaheim and Switzerland.

## RALEIGH YOUTH HOCKEY ASSOCIATION PARTNERSHIP

A new youth hockey partnership was formed on March 22, 2007, as Canes Youth and Amateur Hockey (CYAH) joined together with the Raleigh Youth Hockey Association (RYHA). The partnership allowed the Hurricanes to lend their name, insight and marketing abilities to RYHA. RYHA also received a grant from the Kids 'N Community Foundation that allows for scholarships to be provided at all three levels of competition.

## POLAR

The Carolina Hurricanes are excited to announce a new sponsorship with the Polar Ice House. The sponsorship focuses on programming that offers players of all skill levels the opportunity to learn, train and grow in a competitive, organized environment at the Cary, Wake Forest and Garner Polar Ice House locations. The goal is to continue to support the growth of the sport locally and encourage kids to lace up their skates and get out on the ice.


## TRIANGLE SPECIAL HOCKEY ASSOCIATION

The Carolina Hurricanes are proud sponsors of the CAT5CANES, a local hockey program that helps bring the sport to physically and mentally disabled kids at no cost to their families. Entering its sixth season the CAT5CANES has grown from seven players in its first season to more than 80. Initially providing a place for the kids to learn to skate and try the sport, the program took a team to a National Tournament in Maryland in April 2010 and has not looked back since. In addition to the local program, CAT5CANES has helped start similar programs in neighboring cities. Triangle Special Hockey is also proud to offer a sled hockey program for mobility impaired players that is open to players of all ages and continues to attract more participants each year. For more information, visit <http://www.trianglespecialhockey.org/>.

## SPEAKER'S BUREAU

The Carolina Hurricanes receive numerous speaker requests each year from community groups and organizations, clubs, professional organizations and schools. In order to fulfill as many requests as possible, the Speakers' Bureau is available for requests. Potential speakers include television play-by-play announcer John Forslund, Hall of Fame radio play-by-play announcer Chuck Kaiton, television color analyst Tripp Tracy, Executive Vice President and General Manager of PNC Arena Davin Olsen and members of the Hurricanes Alumni group. Members often visit a variety of local civic groups, professional organizations, youth groups, schools and universities. These speakers often highlight their own experiences with the team, relating it to a specific speaking engagement topic.







# OPPONENTS

2014-15 Opponents with Current Player, Team Information and Series Records



# ANAHEIM DUCKS

## 2014-15 SCHEDULE

2/3/15 ..... at ANA ..... 10 p.m.  
2/12/15 ..... at CAR ..... 7 p.m.

## HURRICANES vs. ANAHEIM

ALL-TIME: ..... GP: 28 ..... 13-11-4 ..... GF: 78 ..... GA: 74  
at home: ..... GP: 14 ..... 9-3-2 ..... GF: 38 ..... GA: 28  
on road: ..... GP: 14 ..... 4-8-2 ..... GF: 40 ..... GA: 46  
in overtime: ..... GP: 6 ..... 1-3-2

Owners ..... Henry and Susan Samuelli  
Executive vice president/General manager ..... Bob Murray  
Head coach ..... Bruce Boudreau  
Assistant coaches ..... Brad Lauer, Trent Yawney, Scott Niedermayer  
Goaltending consultant ..... Dwayne Roloson  
Director of media & communications ..... Alex Gilchrist  
Media and communications manager ..... Steve Hoem  
Publicist ..... Keren Lynch  
General office ..... 714/940-2900

Inaugural season ..... 1993-94  
Stanley Cup titles ..... 1 (2007)  
Home ice ..... Honda Center (1993)  
Building capacity ..... 17,174  
2013-14 record ..... 54-20-8  
AHL affiliate ..... Norfolk Admirals

## SERIES RECORDS

Winning streak ..... 3 (2x) ..... Last: 12/6/2005-10/19/2008  
Losing streak ..... 4 ..... Last: 2/9/2003-2/4/2004  
Unbeaten streak ..... 5 ..... 11/29/1998-2/8/2002  
Goals scored ..... 6 ..... 12/6/2005 (W, 6-2)  
Goals allowed ..... 6 (2x) ..... Last: 1/31/1997 (L, 3-6)  
Goals, both teams ..... 9 (3x) ..... Last: 11/11/1998 (L, 4-5)  
Current CAR streak ..... 1 loss  
Current ANA streak ..... 1 win / Points in 4 straight games

## LAST TRANSACTION

11/23/2010 CAR acquired Ryan Carter from ANA in exchange for Stefan Chaput and Matt Kennedy.

## 2013-14 SERIES RECAP

### DUCKS WIN SEASON SERIES: 1-0-1 (HURRICANES: 1-1-0)

At CAROLINA HURRICANES  
15 Nov '13 Hurricanes 3 Ducks 2 (SO) 14,802 Peters vs Fasth (Chris Terry)

At ANAHEIM DUCKS  
02 Mar '14 Hurricanes 3 Ducks 5 17,174 Ward vs Andersen Andrew Cogliano

## SERIES STATISTICS

HURRICANES SPECIALTY TEAMS  
Power Play ..... 1-9 ..... 11.1%  
Penalty Killing ..... 5-6 ..... 83.3%  
DUCKS SPECIALTY TEAMS  
Power Play ..... 1-6 ..... 16.7%  
Penalty Killing ..... 8-9 ..... 88.9%

HURRICANES LEADING SCORERS  
GP G A TP +/- PM  
Andrej Sekera 2 1 1 2 -1 0  
Alexander Semin 2 1 1 2 -2 0  
DUCKS LEADING SCORER  
GP G A TP +/- PM  
Corey Perry 2 3 2 5 2 0

## GOALTENDING

HURRICANES  
Justin Peters 1 65 1-0-0 0 2 30 28 1.85 .933  
Cam Ward 1 60 0-1-0 0 5 34 29 5.01 .853

DUCKS  
Frederik Andersen 1 60 1-0-0 0 3 52 49 3.00 .942  
Viktor Fasth 1 65 0-0-1 0 2 23 21 1.85 .913

## ALL-TIME SEASON SERIES RECORDS

YEAR	OVERALL	HOME	ROAD	YEAR	OVERALL	HOME	ROAD	YEAR	OVERALL	HOME	ROAD
1993-94	0-2-0	0-1-0	0-1-0	2000-01	1-0-1-0	1-0-0-0	0-0-1-0	2008-09	1-1-0	0-1-0	1-0-0
1994-95	Did not play Western Conf. teams			2001-02	1-0-0-0	0-0-0-0	1-0-0-0	2009-10	0-1-0	0-0-0	0-1-0
1995-96	2-0-0	1-0-0	1-0-0	2002-03	0-2-0-0	0-1-0-0	0-1-0-0	2010-11	1-0-0	1-0-0	0-0-0
1996-97	1-1-0	1-0-0	0-1-0	2003-04	0-2-0-0	0-1-0-0	0-1-0-0	2011-12	0-0-2	0-0-1	0-0-1
1997-98	2-0-0	1-0-0	1-0-0	2005-06	1-0-0	0-0-0	1-0-0	2012-13	Did not play Western Conf. teams		
1998-99	1-1-0	1-0-0	0-1-0	2006-07	1-0-0	1-0-0	0-0-0	2013-14	1-1-0	1-0-0	0-1-0
1999-00	0-0-1-0	0-0-1-0	0-0-0-0	2007-08	Did not play Pacific Div. Teams						

## ALL-TIME SEASON GAME RESULTS (\*Overtime \*\*Shootout)

1/14/1994 L 3-6 at ANA	3/8/1998 W 3-1 at ANA	2/9/2003 L 1-2 at ANA	11/30/2008 L 1-4 ANA
3/26/1994 L 2-3 ANA	11/11/1998 L 4-5* at ANA	2/23/2003 L 0-4 ANA	11/25/2009 L 2-3 at ANA
10/11/1995 W 3-2 ANA	11/29/1998 W 3-1 ANA	12/31/2003 L 1-3 ANA	12/18/2010 W 4-2 ANA
2/2/1996 W 4-3 at ANA	1/7/2000 T 4-4* ANA	2/4/2004 L 2-3 at ANA	2/8/2012 OT 2-3* at ANA
10/24/1996 W 4-1 ANA	1/14/2001 W 4-0 ANA	12/6/2005 W 6-2 at ANA	2/23/2012 OT 2-3** ANA
1/31/1997 L 3-6 at ANA	2/11/2001 T 2-2* at ANA	12/29/2006 W 4-2 ANA	11/15/2013 W 3-2** ANA
12/30/1997 W 2-1 ANA	2/8/2002 W 4-1 at ANA	10/19/2008 W 3-1 at ANA	3/2/2013 L 3-5 at ANA



# ARIZONA COYOTES

## 2014-15 SCHEDULE

11/1/14.....at CAR.....7 p.m.  
2/5/15.....at ARI.....9 p.m.

## HURRICANES vs. ARIZONA

ALL-TIME:.....GP: 70.....33-29-8.....GF: 244.....GA: 230  
at home:.....GP: 35.....15-14-6.....GF: 114.....GA: 106  
on road:.....GP: 35.....18-15-2.....GF: 130.....GA: 124  
in overtime:.....GP: 11.....4-1-6

Co-owner, chairman & governor.....George Gosbee  
Executive vice president & general manager.....Don Maloney  
Head coach.....Dave Tippett  
Associate coach.....Jim Playfair  
Assistant coach.....Newell Brown  
Assistant to the general manager/Goaltending coach.....Sean Burke  
Vice president of communications.....Rich Nairn  
Director of media relations.....Chris Wojcik  
Media relations coordinator.....Greg Dillard  
General office.....623/772-3200

## SERIES RECORDS

Winning streak.....3 (3x).....Last: 3/22/1988-2/11/1989  
Losing streak.....4 (2x).....Last: 2/26/2003-1/4/2007  
Unbeaten streak.....5 (2x).....Last: 10/5/1996-3/15/1999  
Goals scored.....8 (3x).....Last: 11/23/1985 (W, 8-1)  
Goals allowed.....8 (3x).....Last: 12/3/2005 (L, 4-8)  
Goals, both teams.....15.....1/18/1993 (L, 7-8)  
Current CAR streak.....1 win  
Current ARI streak.....1 loss

## LAST TRANSACTION

5/13/2010 CAR acquired Jared Staal from PHX in exchange for NSH's 2010 fifth-round draft pick (138th overall – Louis Domingue).

Inaugural season.....1972-73 (Winnipeg WHA); 1979-80 (NHL);  
.....1996-97 (Phoenix - name changed to Arizona, 2014-15)  
Stanley Cup titles.....None  
Home ice.....Gila River Arena (2003)  
Building capacity.....17,125  
2013-14 record.....37-30-15  
AHL affiliate.....Portland Pirates

## 2013-14 SERIES RECAP

### SEASON SERIES TIED: 1-1-0

At CAROLINA HURRICANES  
13 Oct '13 Hurricanes 3 Coyotes 5  
Attend 15,384  
Goaltenders Ward, Khudobin vs Smith  
Winning Goal Rob Klinkhammer

At PHOENIX COYOTES  
14 Dec '13 Hurricanes 3 Coyotes 1  
Attend 11,697  
Goaltenders Peters vs Smith  
Winning Goal Jeff Skinner

### SERIES STATISTICS

HURRICANES SPECIALTY TEAMS  
Power Play.....1-13.....7.7%  
Penalty Killing.....5-7.....71.4%

COYOTES SPECIALTY TEAMS  
Power Play.....2-7.....28.6%  
Penalty Killing.....12-13.....92.3%

### HURRICANES LEADING SCORERS

	GP	G	A	TP	+/-	PM
Eric Staal	2	2	2	4	2	4
Jeff Skinner	2	2	0	2	2	2

### COYOTES LEADING SCORERS

	GP	G	A	TP	+/-	PM
Rob Klinkhammer	2	2	0	2	1	2
Paul Bissonnette	2	1	1	2	2	0
Shane Doan	1	1	1	2	0	0

### GOALTENDING

HURRICANES	GP	Min	W-L-OT	SO	GA	SA	SV	GAA	SV%
Justin Peters	1	60	1-0-0	0	1	38	37	1.00	.974
Anton Khudobin	1	30	0-0-0	0	2	20	18	4.02	.900
Cam Ward	1	29	0-1-0	0	3	12	9	6.26	.750

COYOTES	GP	Min	W-L-OT	SO	GA	SA	SV	GAA	SV%
Mike Smith	2	119	1-1-0	0	5	66	61	2.52	.924

## ALL-TIME SEASON SERIES RECORDS

YEAR	OVERALL	HOME	ROAD	YEAR	OVERALL	HOME	ROAD	YEAR	OVERALL	HOME	ROAD
1979-80	2-2-0	2-0-0	0-2-0	1991-92	2-0-1	0-0-1	2-0-0	2003-04	0-1-0-0	0-1-0-0	0-0-0-0
1980-81	3-0-1	1-0-1	2-0-0	1992-93	1-2-0	0-1-0	1-1-0	2005-06	0-1-0	0-0-0	0-1-0
1981-82	2-1-0	1-1-0	1-0-0	1993-94	1-0-1	1-0-0	0-0-1	2006-07	0-1-0	0-1-0	0-0-0
1982-83	1-1-1	0-0-1	1-1-0	1994-95	Did Not Play Western Conf. Teams			2007-08	Did Not Play Pacific Div. Teams		
1983-84	0-2-1	0-1-1	0-1-0	1995-96	1-1-0	0-1-0	1-0-0	2008-09	2-0-0	1-0-0	1-0-0
1984-85	1-2-0	0-1-0	1-1-0	1996-97	2-0-0	1-0-0	1-0-0	2009-10	0-1-0	0-1-0	0-0-0
1985-86	2-1-0	2-0-0	0-1-0	1997-98	1-0-1	0-0-1	1-0-0	2010-11	1-0-0	0-0-0	1-0-0
1986-87	1-1-1	0-0-1	1-1-0	1998-99	0-0-1	0-0-0	0-0-1	2011-12	0-1-0	0-1-0	0-0-0
1987-88	2-1-0	2-0-0	0-1-0	1999-00	0-2-0-0	0-1-0-0	0-1-0-0	2012-13	Did Not Play Western Conf. Teams		
1988-89	2-1-0	1-0-0	1-1-0	2000-01	1-1-0-0	0-1-0-0	1-0-0-0	2013-14	1-1-0	0-1-0	1-0-0
1989-90	1-2-0	0-2-0	1-0-0	2001-02	1-0-0-0	1-0-0-0	0-0-0-0				
1990-91	1-2-0	1-0-0	0-2-0	2002-03	1-1-0-0	1-0-0-0	0-1-0-0				

## ALL-TIME SEASON GAME RESULTS (\*Overtime \*\*Shootout)

11/14/1979 L 2-3 at ARI (WPG)	12/10/1983 T 5-5* ARI (WPG)	3/22/1988 W 4-3 ARI (WPG)	1/30/1993 L 3-6 ARI (WPG)	2/16/2001 L 0-2 ARI (PHX)
1/21/1980 W 7-2 ARI (WPG)	1/8/1984 L 3-4 at ARI (WPG)	1/10/1989 W 2-1 at ARI (WPG)	2/12/1993 W 6-2 at ARI (WPG)	11/4/2001 W 1-0* ARI (PHX)
2/15/1980 W 5-4 ARI (WPG)	1/26/1984 L 2-6 ARI (WPG)	2/11/1989 W 7-3 ARI (WPG)	1/5/1994 W 4-0 ARI (WPG)	11/12/2002 W 3-2 ARI (PHX)
3/26/1980 L 0-7 at ARI (WPG)	10/24/1984 L 4-8 at ARI (WPG)	2/19/1989 L 6-7* at ARI (WPG)	2/4/1994 T 2-2* at ARI (WPG)	2/26/2003 L 2-4 at ARI (PHX)
11/26/1980 W 8-4 ARI (WPG)	11/7/1984 L 0-3 ARI (WPG)	11/10/1989 W 4-2 ARI (WPG)	1/12/1996 W 3-2 at ARI (WPG)	1/4/2004 L 0-3 ARI (PHX)
12/10/1980 W 8-5 at ARI (WPG)	2/19/1985 W 6-2 at ARI (WPG)	1/3/1990 L 2-4 ARI (WPG)	3/1/1996 L 2-5 ARI (WPG)	12/3/2005 L 4-8 at ARI (PHX)
1/10/1981 W 5-3 at ARI (WPG)	11/23/1985 W 8-1 ARI (WPG)	2/24/1990 L 1-3 ARI (WPG)	10/5/1996 W 1-0 ARI (PHX)	1/4/2007 L 0-2 ARI (PHX)
2/18/1981 T 3-3 ARI (WPG)	1/25/1986 W 7-2 ARI (WPG)	11/9/1990 L 4-5 at ARI (WPG)	11/14/1996 W 2-1 at ARI (PHX)	11/21/2008 W 5-2 ARI (PHX)
12/30/1981 W 6-1 at ARI (WPG)	2/14/1986 L 4-5 at ARI (WPG)	1/5/1991 W 4-3 ARI (WPG)	12/5/1997 T 2-2* ARI (PHX)	2/7/2009 W 7-2 at ARI (PHX)
1/6/1982 L 3-5 ARI (WPG)	10/16/1986 T 4-4* ARI (WPG)	2/26/1991 L 4-5 at ARI (WPG)	3/6/1998 W 5-4* at ARI (PHX)	3/13/2010 L 0-4 ARI (PHX)
3/10/1982 W 6-2 ARI (WPG)	1/9/1987 L 0-3 at ARI (WPG)	10/16/1991 W 3-2 at ARI (WPG)	3/15/1999 T 5-5* at ARI (PHX)	10/23/2010 W 4-3* at ARI (PHX)
12/17/1982 W 2-0 at ARI (WPG)	3/13/1987 W 3-0 at ARI (WPG)	1/21/1992 T 3-3* ARI (WPG)	1/27/2000 L 2-4 ARI (PHX)	12/21/2011 L 3-4 ARI (PHX)
1/29/1983 T 2-2 ARI (WPG)	2/17/1988 W 4-3 ARI (WPG)	3/13/1992 W 1-0 at ARI (WPG)	3/1/2000 L 5-7 at ARI (PHX)	10/13/2013 L 3-5 ARI (PHX)
2/25/1983 L 3-5 at ARI (WPG)	3/1/1988 L 3-6 at ARI (WPG)	1/18/1993 L 7-8 ARI (WPG)	2/7/2001 W 2-1* at ARI (PHX)	12/14/2013 W 3-1 at ARI (PHX)





# BOSTON BRUINS

## 2014-15 SCHEDULE

11/15/14.....	at BOS.....	1 p.m.
1/4/15.....	at CAR.....	1 p.m.
3/29/15.....	at CAR.....	5 p.m.

## HURRICANES vs. BOSTON

ALL-TIME:.....	GP: 188.....	72-97-19.....	GF: 545.....	GA: 626.....
at home:.....	GP: 93.....	39-43-11.....	GF: 300.....	GA: 307.....
on road:.....	GP: 95.....	33-54-8.....	GF: 246.....	GA: 319.....
in overtime:.....	GP: 27.....	4-10-13.....		

Owner/Governor.....	Jeremy M. Jacobs
General manager.....	Peter Chiarelli
Head coach.....	Claude Julien
Assistant coaches.....	Doug Houda, Doug Jarvis, Joe Sacco
Goaltending coach.....	Bob Essensa
Vice president, communications and content.....	Matthew Chmura
Director of publications & information.....	Heidi Holland
General office.....	617/624-1900

Inaugural season.....	1924-25
Stanley Cup titles.....	6 (1929, 1939, 1941, 1970, 1972, 2011)
Home ice.....	TD Garden (1995)
Building capacity.....	17,565
2013-14 record.....	54-19-9
AHL affiliate.....	Providence Bruins

## 2013-14 SERIES RECAP

### BRUINS WIN SEASON SERIES: 3-0-0 (HURRICANES: 0-2-1)

At CAROLINA HURRICANES	Attend	Goaltenders	Winning Goal
18 Nov '13 Hurricanes 1 Bruins 4	13,919	Ward vs Rask	Carl Soderberg

At BOSTON BRUINS	Attend	Goaltenders	Winning Goal
15 Mar '14 Hurricanes 1 Bruins 5	17,565	Ward vs Johnson	Jarome Iginla
23 Nov '13 Hurricanes 2 Bruins 3 (OT)	17,565	Ward vs Johnson	David Krejci

## SERIES STATISTICS

HURRICANES SPECIALTY TEAMS	BRUINS SPECIALTY TEAMS
Power Play.....1-9.....11.1%	Power Play.....2-9.....22.2%
Penalty Killing.....7-9.....77.8%	Penalty Killing.....8-9.....88.9%

## HURRICANES LEADING SCORER

	GP	G	A	TP	+/-	PM
Eric Staal	3	0	2	2	-5	2

## BRUINS LEADING SCORERS

	GP	G	A	TP	+/-	PM
Milan Lucic	3	2	3	5	5	0
Jarome Iginla	3	2	2	4	5	0

## GOALTENDING

HURRICANES	GP	Min	W-L-OT	SO	GA	SA	SV	GAA	SV%
Cam Ward	3	181	0-2-1	0	11	108	97	3.65	.898


BRUINS	GP	Min	W-L-OT	SO	GA	SA	SV	GAA	SV%
Chad Johnson	2	121	2-0-0	0	3	54	51	1.48	.944
Tuukka Rask	1	60	1-0-0	0	1	24	23	1.00	.958

## ALL-TIME SEASON SERIES RECORDS

YEAR	OVERALL	HOME	ROAD	YEAR	OVERALL	HOME	ROAD	YEAR	OVERALL	HOME	ROAD	YEAR	OVERALL	HOME	ROAD
1979-80	1-2-1	1-1-0	0-1-1	1988-89	3-5-0	1-3-0	2-2-0	1997-98	3-2-0	1-1-0	2-1-0	2007-08	3-0-1	1-0-1	2-0-0
1980-81	1-1-2	1-0-1	0-1-1	1989-90	3-4-1	1-2-1	2-2-0	1998-99	2-2-1	1-2-0	1-0-1	2008-09	0-4-0	0-2-0	0-2-0
1981-82	2-4-2	2-1-1	0-3-1	1990-91	2-5-1	1-2-1	1-3-0	1999-00	2-2-0-0	0-2-0-0	2-0-0-0	2009-10	1-3-0	1-1-0	0-2-0
1982-83	2-6-0	1-3-0	1-3-0	1991-92	1-6-1	1-2-1	0-4-0	2000-01	3-1-0-0	2-0-0-0	1-1-0-0	2010-11	1-3-0	0-2-0	1-1-0
1983-84	2-5-1	2-2-0	0-3-1	1992-93	1-6-0	1-2-0	0-4-0	2001-02	2-2-0-0	0-2-0-0	2-0-0-0	2011-12	4-0-0	2-0-0	2-0-0
1984-85	4-4-0	3-1-0	1-3-0	1993-94	1-3-1	0-2-0	1-1-1	2002-03	1-2-1-0	0-1-1-0	1-1-0-0	2012-13	1-2-0	1-1-0	0-1-0
1985-86	3-4-1	2-1-1	1-3-0	1994-95	1-3-0	1-1-0	0-2-0	2003-04	2-1-1-0	0-1-1-0	2-0-0-0	2013-14	0-2-1	0-1-0	0-1-1
1986-87	6-2-0	4-0-0	2-2-0	1995-96	1-5-0	1-2-0	0-3-0	2005-06	3-1-0	2-0-0	1-1-0				
1987-88	3-4-1	2-1-1	1-3-0	1996-97	4-1-1	2-1-0	2-0-1	2006-07	3-0-1	1-0-1	2-0-0				

## ALL-TIME SEASON GAME RESULTS (\*Overtime \*\*Shootout)

11/18/1979 L 4-5 at BOS	10/13/1984 W 3-2* BOS	10/8/1988 L 2-6 BOS	10/8/1992 L 2-3* at BOS	4/13/1998 L 2-3 BOS	2/3/2007 OT 3-4* BOS
1/30/1980 W 8-2 BOS	10/14/1984 L 2-4 at BOS	10/9/1988 L 1-3 at BOS	11/27/1992 L 4-5* at BOS	10/31/1998 W 2-0 at BOS	2/8/2007 W 5-2 at BOS
2/27/1980 L 3-6 BOS	12/19/1984 W 6-5 BOS	11/3/1988 W 5-3 at BOS	11/28/1992 W 4-3* BOS	11/8/1998 L 2-5 BOS	12/28/2007 W 4-3 BOS
3/9/1980 T 1-1 at BOS	1/26/1985 W 3-2 at BOS	12/21/1988 L 3-4 BOS	12/26/1992 L 4-9 BOS	12/10/1998 L 2-3 BOS	1/8/2008 W 1-0 at BOS
12/17/1980 W 5-4 BOS	1/27/1985 L 4-8 BOS	2/25/1989 L 1-9 BOS	1/2/1993 L 2-3* at BOS	1/31/1999 T 0-0* at BOS	2/12/2008 W 3-2 at BOS
12/20/1980 T 4-4 at BOS	2/7/1985 L 5-7 at BOS	3/19/1989 W 3-2 at BOS	3/22/1993 L 4-5 at BOS	3/3/1999 W 2-1 BOS	2/19/2008 OT 2-3** BOS
2/4/1981 T 3-3 BOS	3/7/1985 L 0-4 at BOS	3/22/1989 W 4-2 BOS	3/30/1993 L 1-3 BOS	10/2/1999 W 3-1 at BOS	12/20/2008 L 2-4 at BOS
3/15/1981 L 2-4 at BOS	3/23/1985 W 5-2 BOS	4/2/1989 L 2-3 at BOS	11/17/1993 L 2-4 BOS	11/22/1999 L 1-2 BOS	12/27/2008 L 2-4 BOS
10/10/1981 T 1-1 BOS	11/7/1985 L 1-2 at BOS	10/28/1989 W 1-0 at BOS	12/12/1993 T 2-2* at BOS	1/6/2000 W 7-3 at BOS	1/10/2009 L 1-5 at BOS
11/1/1981 L 1-4 at BOS	12/7/1985 W 7-2 BOS	11/15/1989 L 2-5 BOS	1/17/1994 L 3-5 at BOS	3/10/2000 L 3-5 BOS	2/17/2009 L 1-5 BOS
11/19/1981 L 1-6 at BOS	12/19/1985 L 1-2 at BOS	12/7/1989 W 4-3 at BOS	1/24/1994 L 1-2 BOS	11/24/2000 W 3-1 at BOS	10/3/2009 L 2-7 at BOS
12/26/1981 L 6-9 BOS	1/27/1986 L 3-6 at BOS	12/20/1989 W 4-3 BOS	4/14/1994 W 3-2 at BOS	12/16/2000 L 1-4 at BOS	1/24/2010 W 5-1 BOS
1/16/1982 T 3-3 at BOS	1/29/1986 L 4-5 BOS	1/15/1990 L 1-4 at BOS	2/4/1995 L 4-5 at BOS	1/18/2001 W 4-2 BOS	3/16/2010 L 2-5 BOS
1/30/1982 W 3-2 BOS	3/2/1986 W 4-1 BOS	1/17/1990 T 5-5* BOS	2/22/1995 W 3-2* BOS	2/18/2001 W 5-4 BOS	4/10/2010 L 2-4 at BOS
2/24/1982 W 4-3 BOS	3/23/1986 T 5-5* BOS	3/11/1990 L 3-4 BOS	3/5/1995 L 2-5 BOS	1/2/2002 L 3-6 BOS	11/26/2010 W 3-0 at BOS
4/4/1982 L 2-7 at BOS	4/6/1986 W 4-3 at BOS	3/29/1990 L 2-3 at BOS	4/26/1995 L 0-1 at BOS	2/28/2002 W 6-2 at BOS	1/17/2011 L 0-7 at BOS
10/9/1982 L 4-5 BOS	10/12/1986 L 2-7 at BOS	11/14/1990 W 3-1 BOS	10/28/1995 L 0-3 at BOS	3/26/2002 L 2-3 BOS	1/18/2011 L 2-3 BOS
11/4/1982 W 5-2 at BOS	12/18/1986 W 6-5 at BOS	11/23/1990 W 4-3 at BOS	1/6/1996 L 2-5 at BOS	3/30/2002 W 2-0 at BOS	2/1/2011 L 2-3 BOS
11/27/1982 L 0-8 at BOS	12/23/1986 W 2-0 BOS	11/24/1990 L 3-4 BOS	2/14/1996 L 0-3 BOS	11/21/2002 L 1-3 at BOS	10/12/2011 W 3-2 BOS
12/23/1982 L 1-5 BOS	1/14/1987 W 3-1 BOS	12/12/1990 L 1-5 BOS	3/27/1996 L 5-6* BOS	1/4/2003 W 4-2 at BOS	10/18/2011 W 4-1 at BOS
2/5/1983 L 4-7 at BOS	1/15/1987 L 4-6 at BOS	12/13/1990 L 2-8 at BOS	4/11/1996 L 2-3 at BOS	2/19/2003 T 1-1* BOS	1/14/2012 W 4-2 BOS
2/27/1983 L 3-4 BOS	1/29/1987 W 6-3 at BOS	1/24/1991 L 0-3 at BOS	3/4/1996 W 2-0 BOS	3/4/2003 L 2-4 BOS	2/2/2012 W 3-0 at BOS
3/26/1983 L 4-7 at BOS	2/25/1987 W 6-4 BOS	3/19/1991 T 1-1* BOS	10/31/1996 T 4-4* at BOS	10/23/2003 W 2-0 at BOS	1/28/2013 L 3-5 BOS
3/27/1983 W 5-1 BOS	3/5/1987 W 10-2 BOS	3/31/1991 L 3-7 at BOS	11/6/1996 W 5-1 BOS	12/20/2003 W 2-1 at BOS	4/8/2013 L 2-6 at BOS
10/8/1983 W 4-3 BOS	10/11/1987 L 2-5 at BOS	11/16/1991 L 4-5* BOS	12/5/1996 W 4-2 at BOS	2/21/2004 T 3-3* BOS	4/13/2013 W 4-2 BOS
10/9/1983 L 1-4 at BOS	11/4/1987 T 2-2* BOS	12/1/1991 L 4-5 BOS	1/2/1997 L 4-5* BOS	3/30/2004 L 2-3 BOS	11/18/2013 L 1-4 BOS
12/15/1983 L 2-4 at BOS	11/14/1987 L 1-4 at BOS	12/26/1991 L 2-3 at BOS	2/6/1997 W 5-3 at BOS	10/26/2005 W 4-3* BOS	11/23/2013 OT 2-3* at BOS
12/20/1983 L 2-7 BOS	12/2/1987 L 3-5 BOS	1/15/1992 L 3-4 BOS	3/12/1997 W 6-3 BOS	2/5/2006 W 4-3** at BOS	3/15/2014 L 1-5 at BOS
1/21/1984 L 0-2 BOS	1/11/1988 W 4-3 at BOS	1/16/1992 L 3-4* at BOS	12/1/1997 W 3-1 BOS	3/1/2006 W 4-3 BOS	
3/3/1984 T 3-3* at BOS	2/23/1988 W 3-2 BOS	1/25/1992 T 4-4* BOS	12/6/1997 L 1-4 at BOS	3/18/2006 L 2-4 at BOS	
3/4/1984 W 6-4 BOS	2/25/1988 L 2-5 at BOS	3/3/1992 W 4-0 BOS	2/7/1998 W 3-1 at BOS	11/24/2006 W 5-1 at BOS	
3/29/1984 L 3-4 at BOS	4/2/1988 W 4-2 BOS	4/13/1992 L 3-6 at BOS	4/6/1998 W 3-0 at BOS	12/2/2006 W 5-2 BOS	



# BUFFALO SABRES

## 2014-15 SCHEDULE

10/14/14	..... at CAR	7:30 p.m.
1/8/15	..... at CAR	7 p.m.
4/6/15	..... at BUF	7 p.m.

## HURRICANES vs. BUFFALO

ALL-TIME:	GP: 189	74-93-21-1	GF: 542	GA: 637
at home:	GP: 95	42-40-13	GF: 276	GA: 274
on road:	GP: 94	32-53-8-1	GF: 266	GA: 363
in overtime:	GP: 31	9-7-15		

Owner	Terrence M. Pegula
General manager	Tim Murray
Head coach	Ted Nolan
Assistant coach	Bryan Trottier, Danny Flynn, Tom Coolen
Goaltending coach	Arturs Irbe
Vice president of public & community relations	Michael Gilbert
Director of media relations	Chris Bandura
Public relations assistants	Ian Ott, Marc Heintzman
General office	716/855-4100

Inaugural season	1970-71
Stanley Cup titles	None
Home ice	First Niagara Center (1996)
Building capacity	18,690
2013-14 record	21-51-10
AHL affiliate	Rochester Americans

## 2013-14 SERIES RECAP

### HURRICANES WIN SEASON SERIES: 2-1-0

At CAROLINA HURRICANES	Attend	Goaltenders	Winning Goal
13 Mar '14 Hurricanes 4 Sabres 2	13,654	Ward vs Neuvirth	Jiri Tlustý

### SERIES STATISTICS

HURRICANES SPECIALTY TEAMS				SABRES SPECIALTY TEAMS			
Power Play	1-13	7.7%		Power Play	1-7	14.3%	
Penalty Killing	6-7	85.7%		Penalty Killing	12-13	92.3%	

### GOALTENDING

HURRICANES	GP	Min	W-L-OT	SO	GA	SA	SV	GAA	SV%
Anton Khudobin	1	60	1-0-0	0	3	29	26	3.01	.897
Cam Ward	2	120	1-1-0	0	5	41	36	2.51	.878

At BUFFALO SABRES	Attend	Goaltenders	Winning Goal
25 Feb '14 Hurricanes 2 Sabres 3	18,719	Ward vs Miller	Christian Ehrhoff
23 Jan '14 Hurricanes 5 Sabres 3	18,468	Khudobin vs Enroth	Andrej Sekera

### HURRICANES LEADING SCORERS

	GP	G	A	TP	+/-	PM
Alexander Semin	3	4	1	5	4	4
Andrej Sekera	3	1	4	5	4	0

### SABRES LEADING SCORER

	GP	G	A	TP	+/-	PM
Drew Stafford	3	1	3	4	-3	0

SABRES	GP	Min	W-L-OT	SO	GA	SA	SV	GAA	SV%
Ryan Miller	1	60	1-0-0	0	2	38	36	2.00	.947
Michal Neuvirth	1	59	0-1-0	0	3	54	51	3.07	.944
Jhonas Enroth	1	59	0-1-0	0	4	32	28	4.08	.875

## ALL-TIME SEASON SERIES RECORDS

YEAR	OVERALL	HOME	ROAD	YEAR	OVERALL	HOME	ROAD	YEAR	OVERALL	HOME	ROAD	YEAR	OVERALL	HOME	ROAD
1979-80	1-3-0	1-1-0	0-2-0	1988-89	5-3-0	2-2-0	3-1-0	1997-98	1-4-1	1-1-1	0-3-0	2007-08	2-2-0	2-0-0	0-2-0
1980-81	1-2-1	0-2-0	1-0-1	1989-90	2-6-0	1-3-0	1-3-0	1998-99	2-2-0	1-1-0	1-1-0	2008-09	2-2-0	1-1-0	1-1-0
1981-82	1-4-3	1-2-1	0-2-2	1990-91	2-4-2	1-2-1	1-2-1	1999-00	2-2-0-0	1-1-0-0	1-1-0-0	2009-10	2-2-0	1-1-0	1-1-0
1982-83	2-5-1	1-3-0	1-2-1	1991-92	4-2-2	3-0-1	1-2-1	2000-01	2-2-0-0	2-0-0-0	0-2-0-0	2010-11	2-1-1	1-0-1	1-1-0
1983-84	3-5-0	2-2-0	1-3-0	1992-93	1-6-2	0-3-2	1-3-0	2001-02	1-1-1-1	0-1-1-0	1-0-0-1	2011-12	2-1-1	1-1-0	1-0-1
1984-85	0-5-3	0-2-2	0-3-1	1993-94	1-3-1	0-2-1	1-1-0	2002-03	2-2-0-0	1-1-0-0	1-1-0-0	2012-13	3-0-0	2-0-0	1-0-0
1985-86	6-2-0	2-2-0	4-0-0	1994-95	2-2-0	1-1-0	1-1-0	2003-04	1-3-0-0	1-1-0-0	0-2-0-0	2013-14	2-1-0	1-0-0	1-1-0
1986-87	4-4-0	3-1-0	1-3-0	1995-96	2-3-0	2-0-0	0-3-0	2005-06	3-1-0	1-1-0	2-0-0				
1987-88	4-3-1	2-1-0	2-2-0	1996-97	4-2-0	3-0-0	1-2-0	2006-07	0-3-1	1-1-0	2-0-0				

## ALL-TIME SEASON GAME RESULTS (\*Overtime \*\*Shootout)

10/17/1979 L 1-3 at BUF	11/2/1984 L 1-8 at BUF	10/26/1988 W 7-1 at BUF	10/10/1992 L 2-5 BUF	12/27/1997 W 4-1 BUF	10/20/2006 L 4-5 at BUF
11/21/1979 W 5-3 BUF	11/13/1984 T 4-4* BUF	12/2/1988 W 6-1 at BUF	11/13/1992 L 2-8 at BUF	1/21/1998 L 1-2 at BUF	11/13/2006 L 4-7 BUF
12/22/1979 L 2-4 BUF	12/12/1984 T 2-2* BUF	12/6/1988 W 9-0 BUF	12/11/1992 L 3-9 at BUF	4/8/1998 L 1-3 at BUF	12/28/2006 L 1-4 at BUF
3/6/1980 L 3-4 at BUF	1/8/1985 T 4-4* at BUF	1/4/1989 W 5-4* at BUF	12/12/1992 T 1-1 BUF	12/19/1998 W 3-2 at BUF	10/24/2007 W 6-2 BUF
10/12/1980 T 3-3 at BUF	1/19/1985 L 0-2 BUF	1/31/1989 L 3-5 BUF	1/6/1993 L 1-3 BUF	12/21/1998 L 1-4 BUF	12/1/2007 L 1-8 at BUF
11/29/1980 L 2-5 BUF	3/5/1985 L 3-6 at BUF	2/9/1989 W 5-2 BUF	2/3/1993 L 2-3 at BUF	2/15/1999 L 2-3 at BUF	3/8/2008 W 4-3* BUF
1/31/1981 L 3-5 BUF	3/30/1985 L 1-2 BUF	3/16/1989 L 1-6 BUF	2/17/1993 L 3-5 BUF	3/8/1999 W 4-1 BUF	3/14/2008 L 1-7 at BUF
3/6/1981 W 5-3 at BUF	4/2/1985 L 1-2 at BUF	3/28/1989 L 2-4 at BUF	3/5/1993 W 4-2 at BUF	10/22/1999 L 3-7 at BUF	1/17/2009 L 1-3 at BUF
11/8/1981 T 2-2 at BUF	10/10/1985 W 5-4 at BUF	10/13/1989 L 1-4 at BUF	3/13/1993 T 3-3* BUF	1/22/2000 W 4-1 BUF	2/15/2009 W 3-0 at BUF
12/4/1981 L 2-4 BUF	11/1/1985 L 0-2 BUF	10/18/1989 W 2-1 BUF	10/10/1993 W 3-2 at BUF	3/27/2000 L 1-5 BUF	2/26/2009 W 2-1** BUF
12/20/1981 L 2-8 at BUF	12/13/1985 W 6-4 at BUF	11/8/1989 L 3-6 BUF	10/23/1993 T 3-3* BUF	3/31/2000 W 3-1 at BUF	4/9/2009 L 1-5 BUF
1/9/1982 L 2-3 BUF	2/8/1986 L 2-4 BUF	11/26/1989 L 2-4 at BUF	12/11/1993 L 0-3 BUF	10/25/2000 L 1-4 at BUF	11/28/2009 L 1-5 at BUF
1/17/1982 L 1-7 at BUF	2/19/1986 W 4-4 at BUF	11/28/1989 L 2-4 BUF	2/16/1994 L 3-5 BUF	12/15/2000 W 5-3 BUF	2/5/2010 W 4-3 at BUF
3/3/1982 T 3-3 at BUF	3/5/1986 W 5-1 BUF	2/18/1990 W 6-4 at BUF	3/25/1994 L 3-6 at BUF	3/21/2001 W 1-0 BUF	2/11/2010 W 4-3* BUF
3/6/1982 T 2-2 BUF	3/7/1986 W 6-2 at BUF	2/23/1990 L 3-7 at BUF	2/25/1995 L 1-3 BUF	3/24/2001 L 1-3 at BUF	3/21/2010 L 3-5 BUF
3/18/1982 W 4-1 BUF	4/1/1986 W 5-3 BUF	3/10/1990 L 0-5 BUF	4/4/1995 L 3-6 at BUF	12/4/2001 L 2-4 BUF	1/13/2011 L 2-3 at BUF
10/10/1982 T 4-4 at BUF	10/24/1986 W 5-4 at BUF	10/10/1990 W 4-3 BUF	4/8/1995 W 4-2 BUF	12/14/2001 OTL 2-3* at BUF	3/3/2011 W 3-2* BUF
11/6/1982 L 2-5 BUF	10/25/1986 W 3-2 BUF	10/28/1990 L 0-5 at BUF	4/18/1995 W 2-1 at BUF	12/31/2001 W 5-4 at BUF	3/15/2011 W 1-0 at BUF
11/24/1982 L 2-4 BUF	11/26/1986 W 3-0 BUF	12/7/1990 W 4-3* at BUF	12/1/1995 L 1-2 at BUF	1/29/2002 T 2-2* BUF	4/3/2011 OT 1-2* BUF
12/12/1982 W 3-1 at BUF	12/14/1986 L 3-4 at BUF	12/18/1990 L 3-4* BUF	12/24/1996 L 2-4 at BUF	11/7/2002 W 2-0 BUF	10/14/2011 W 4-3 at BUF
1/2/1983 L 4-8 at BUF	12/17/1986 W 4-3 BUF	2/23/1991 L 4-5 BUF	1/2/1996 W 2-1* BUF	1/3/2003 L 3-6 at BUF	11/18/2011 L 0-1 BUF
3/1/1983 L 5-6 BUF	2/4/1987 L 1-3 BUF	2/24/1991 T 5-5* at BUF	2/16/1996 W 2-1* BUF	3/12/2003 W 3-2* at BUF	1/6/2012 W 4-2 BUF
3/23/1983 L 3-8 at BUF	2/22/1987 L 3-5 at BUF	3/17/1991 L 1-6 at BUF	4/14/1996 L 1-4 at BUF	3/29/2003 L 1-3 BUF	3/7/2012 OT 2-3* at BUF
3/29/1983 W 5-4 BUF	4/5/1987 L 0-6 at BUF	3/30/1991 T 5-5* BUF	10/26/1996 L 3-6 at BUF	11/21/2003 L 0-5 at BUF	1/24/2013 W 6-3 BUF
10/5/1983 L 3-5 at BUF	10/21/1987 W 5-3 at BUF	10/19/1991 W 4-1 BUF	11/9/1996 W 4-3* BUF	12/26/2003 L 1-3 at BUF	1/25/2013 W 3-1 at BUF
10/22/1983 L 2-5 BUF	10/28/1987 T 2-2* BUF	10/27/1991 L 1-5 at BUF	12/7/1996 W 6-4 BUF	12/29/2003 W 2-1 BUF	3/5/2013 W 4-3 BUF
11/7/1983 L 1-4 BUF	11/18/1987 W 9-1 BUF	12/7/1991 T 6-6* BUF	12/26/1996 L 1-5 at BUF	1/25/2004 L 2-4 BUF	1/23/2014 W 5-3 at BUF
12/21/1983 W 6-3 at BUF	11/27/1987 W 4-2 at BUF	12/13/1991 W 8-4 at BUF	1/25/1997 W 5-1 at BUF	11/9/2005 W 5-3 at BUF	2/25/2014 L 2-3 at BUF
2/19/1984 L 2-5 at BUF	12/5/1987 W 2-1 BUF	12/23/1991 W 4-3 BUF	4/7/1997 W 4-2 BUF	2/12/2006 W 4-3** BUF	3/13/2014 W 4-2 BUF
2/23/1984 W 3-2 BUF	1/8/1988 L 1-3 at BUF	2/11/1992 W 5-1 BUF	10/15/1997 T 3-3* BUF	3/22/2006 W 4-3 at BUF	
3/11/1984 L 3-4* at BUF	2/27/1988 L 3-4 BUF	2/16/1992 L 4-5 at BUF	10/31/1997 L 2-3* BUF	4/18/2006 L 0-4 BUF	
3/27/1984 W 4-1 BUF	3/31/1988 L 2-3 at BUF	3/29/1992 T 2-2* at BUF	12/12/1997 L 2-3* at BUF	10/4/2006 OT 2-3** BUF	



# CALGARY FLAMES

## 2014-15 SCHEDULE

10/23/14 ..... at CGY ..... 9 p.m.  
11/10/14 ..... at CAR ..... 7 p.m.

## HURRICANES vs. CALGARY

ALL-TIME: ..... GP: 65 ..... 18-39-8 ..... GF: 205 ..... GA: 271  
at home: ..... GP: 32 ..... 12-15-5 ..... GF: 105 ..... GA: 115  
on road: ..... GP: 33 ..... 6-24-3 ..... GF: 100 ..... GA: 156  
in overtime: ..... GP: 10 ..... 1-4-5

Owner/Chairman ..... N. Murray Edwards  
General manager ..... Brad Treliving  
Head coach ..... Bob Hartley  
Associate coach ..... Jacques Cloutier  
Assistant coach ..... Martin Gelinas  
Goaltender coach ..... Jordan Sigalet  
Vice president, communications ..... Peter Hanlon  
Manager of media relations ..... Sean Kelso  
General office ..... 403/777-2177

Inaugural season ..... 1972-73 (Atlanta); 1980-81 (Calgary)  
Stanley Cup titles ..... 1 (1989)  
Home ice ..... Scotiabank Saddledome (1983)  
Building capacity ..... 19,289  
2013-14 record ..... 35-40-7  
AHL affiliate ..... Adirondack Flames

## 2013-14 SERIES RECAP

### FLAMES WIN SEASON SERIES: 2-0-0 (HURRICANES: 0-1-1)

At CAROLINA HURRICANES ..... Attend ..... Goaltenders ..... Winning Goal  
13 Jan '14 Hurricanes 0 Flames 2 15,276 Khudobin vs Ramo Mikael Backlund

At CALGARY FLAMES ..... Attend ..... Goaltenders ..... Winning Goal  
12 Dec '13 Hurricanes 1 Flames 2 (OT) 19,289 Peters vs Ramo Chris Butler

### SERIES STATISTICS

HURRICANES SPECIALTY TEAMS ..... FLAMES SPECIALTY TEAMS .....  
Power Play ..... 0-3 ..... 0.0% ..... Power Play ..... 1-4 ..... 25.0%  
Penalty Killing ..... 3-4 ..... 75.0% ..... Penalty Killing ..... 3-3 ..... 100.0%

### HURRICANES LEADING SCORERS

GP G A TP +/- PM  
Jeff Skinner 2 1 0 1 -1 0  
Tuomo Ruutu 2 0 1 1 -1 2  
Eric Staal 2 0 1 1 0 0

### FLAMES LEADING SCORER

GP G A TP +/- PM  
Paul Byron 2 0 3 3 3 2

### GOALTENDING

HURRICANES	GP	Min	W-L-OT	SO	GA	SA	SV	GAA	SV%
Justin Peters	1	65	0-0-1	0	2	30	28	1.85	.933
Anton Khudobin	1	59	0-1-0	0	2	29	27	2.03	.931

FLAMES	GP	Min	W-L-OT	SO	GA	SA	SV	GAA	SV%
Karri Ramo	2	124	2-0-0	1	1	53	52	0.48	.981

## ALL-TIME SEASON SERIES RECORDS

YEAR	OVERALL	HOME	ROAD	YEAR	OVERALL	HOME	ROAD	YEAR	OVERALL	HOME	ROAD
1979-80	3-1-0	2-0-0	1-1-0	1991-92	1-1-0	0-1-0	1-0-0	2003-04	0-1-0-0	0-0-0-0	0-1-0-0
1980-81	1-3-0	0-2-0	1-1-0	1992-93	0-2-0	0-1-0	0-1-0	2005-06	Did Not Play Northwest Div. Teams		
1981-82	1-2-0	1-0-0	0-2-0	1993-94	0-2-0	0-1-0	0-1-0	2006-07	0-1-0	0-0-0	0-1-0
1982-83	0-1-2	0-0-2	0-1-0	1994-95	Did Not Play Western Conf. Teams			2007-08	0-1-0	0-1-0	0-0-0
1983-84	0-2-1	0-1-0	0-1-1	1995-96	0-2-0	0-1-0	0-1-0	2008-09	1-0-0	1-0-0	0-0-0
1984-85	0-3-0	0-2-0	0-1-0	1996-97	1-1-0	1-0-0	0-1-0	2009-10	0-1-0	0-0-0	0-1-0
1985-86	2-1-0	1-0-0	1-1-0	1997-98	1-0-1	0-0-1	1-0-0	2010-11	1-0-0	1-0-0	0-0-0
1986-87	1-2-0	1-1-0	0-1-0	1998-99	1-0-0	1-0-0	0-0-0	2011-12	0-1-0	0-0-0	0-1-0
1987-88	0-3-0	0-1-0	0-2-0	1999-00	1-0-1-0	1-0-0-0	0-0-1-0	2012-13	Did Not Play Western Conf. Teams		
1988-89	1-2-0	1-1-0	0-1-0	2000-01	0-1-0-0	0-0-0-0	0-1-0-0	2013-14	0-1-1	0-1-0	0-0-1
1989-90	0-2-1	0-0-1	0-2-0	2001-02	0-0-1-0	0-0-1-0	0-0-0-0				
1990-91	1-2-0	1-1-0	0-1-0	2002-03	1-0-0-0	0-0-0-0	1-0-0-0				

## ALL-TIME SEASON GAME RESULTS (\*Overtime \*\*Shootout)

11/25/1979 W 4-2 CGY (ATL)	3/20/1983 T 2-2 CGY	12/22/1987 L 5-6* at CGY	3/16/1992 W 4-3 at CGY	11/30/1999 W 4-3 CGY
1/28/1980 W 6-1 CGY (ATL)	1/13/1984 T 3-3* at CGY	1/27/1988 L 1-5 at CGY	11/11/1992 L 3-4 CGY	12/9/2000 L 2-7 at CGY
2/2/1980 L 3-5 at CGY (ATL)	2/11/1984 L 3-6 CGY	3/15/1988 L 6-8 CGY	2/13/1993 L 3-4* at CGY	3/11/2002 T 3-3* CGY
2/23/1980 W 6-5 at CGY (ATL)	3/20/1984 L 1-4 at CGY	11/7/1988 L 3-6 at CGY	11/3/1993 L 3-6 CGY	12/12/2002 W 4-3 at CGY
12/6/1980 W 5-3 at CGY	10/23/1984 L 4-9 at CGY	11/19/1988 L 2-5 CGY	2/11/1994 L 1-4 at CGY	12/11/2003 L 0-1 at CGY
1/23/1981 L 2-4 CGY	1/15/1985 L 2-5 CGY	12/10/1988 W 4-1 CGY	12/20/1995 L 2-3 CGY	12/5/2006 L 0-3 at CGY
2/27/1981 L 1-5 at CGY	2/6/1985 L 4-7* CGY	1/5/1990 L 4-6 at CGY	1/10/1996 L 2-3* at CGY	12/14/2007 L 3-4 CGY
3/8/1981 L 4-5 CGY	12/4/1985 L 5-8 at CGY	1/19/1990 T 3-3* CGY	1/9/1997 L 2-3 at CGY	3/6/2009 W 6-1 CGY
10/24/1981 L 3-7 at CGY	12/18/1985 W 4-3 CGY	3/17/1990 L 4-5 at CGY	3/5/1997 W 2-0 CGY	2/3/2010 L 1-4 at CGY
1/27/1982 W 3-1 CGY	1/7/1986 W 9-1 at CGY	12/29/1990 L 2-8 at CGY	11/13/1997 W 4-2 at CGY	1/11/2011 W 6-5** CGY
2/16/1982 L 2-7 at CGY	10/11/1986 W 6-5 CGY	1/23/1991 W 5-4 CGY	11/23/1997 T 3-3* CGY	12/6/2011 L 6-7 at CGY
10/21/1982 L 3-10 at CGY	11/13/1986 L 3-4 at CGY	2/9/1991 L 2-5 CGY	3/12/1999 W 2-1 CGY	12/12/2013 OT 1-2* at CGY
11/20/1982 T 4-4 CGY	3/11/1987 L 1-6 CGY	11/6/1991 L 2-3 CGY	10/11/1999 T 3-3* at CGY	1/13/2014 L 0-2 CGY



# CHICAGO BLACKHAWKS

## 2014-15 SCHEDULE

3/2/15.....at CHI.....8:30 p.m.  
3/23/15.....at CAR.....7 p.m.

## HURRICANES vs. CHICAGO

ALL-TIME:.....GP: 67.....28-30-9.....GF: 203.....GA: 227  
at home:.....GP: 34.....17-12-5.....GF: 111.....GA: 100  
on road:.....GP: 33.....11-18-4.....GF: 92.....GA: 127  
in overtime:.....GP: 7.....2-2-3

Chairman.....W. Rockwell "Rocky" Wirtz  
Vice president/general manager.....Stan Bowman  
Head coach.....Joel Quenneville  
Assistant coaches.....Mike Kitchen, Kevin Dineen  
Goaltending coach.....Jimmy Waite  
Senior director, communications and community relations.....Brandon Faber  
Senior director, public relations.....Adam Rogowin  
General office.....312/455-7000

Inaugural season.....1926-27  
Stanley Cup titles.....5 (1934, 1938, 1961, 2010, 2013)  
Home ice.....United Center (1994)  
Building capacity.....19,717  
2013-14 record.....46-21-15  
AHL affiliate.....Rockford Icehogs

## 2013-14 SERIES RECAP

### BLACKHAWKS WIN SEASON SERIES: 2-0-0 (HURRICANES: 0-1-1)

At CAROLINA HURRICANES Attend Goaltenders Winning Goal  
15 Oct '13 Hurricanes 2 Blackhawks 3 (SO) 16,263 Ward vs Crawford (Patrick Sharp)

### SERIES STATISTICS

HURRICANES SPECIALTY TEAMS		BLACKHAWKS SPECIALTY TEAMS	
Power Play.....	1-10.....10.0%	Power Play.....	0-8.....0.0%
Penalty Killing.....	8-8.....100.0%	Penalty Killing.....	9-10.....90.0%

At CHICAGO BLACKHAWKS		Attend		Goaltenders		Winning Goal	
21 Mar '14	Hurricanes 2 Blackhawks 3	21,857	Khudobin vs Crawford	Jonathan Toews			

### HURRICANES LEADING SCORERS

	GP	G	A	TP	+/-	PM
Alexander Semin	2	3	0	3	-1	2
Eric Staal	2	0	3	3	-1	6

### BLACKHAWKS LEADING SCORERS

	GP	G	A	TP	+/-	PM
Patrick Sharp	2	2	0	2	1	0
Michal Handzus	2	0	2	2	1	4
Andrew Shaw	2	0	2	2	1	0

### GOALTENDING

HURRICANES	GP	Min	W-L-OT	SO	GA	SA	SV	GAA	SV%
Cam Ward	1	65	0-0-1	0	2	36	34	1.85	.944
Anton Khudobin	1	60	0-1-0	0	3	25	22	3.02	.880

BLACKHAWKS	GP	Min	W-L-OT	SO	GA	SA	SV	GAA	SV%
Corey Crawford	2	124	2-0-0	0	4	62	58	1.93	.935

## ALL-TIME SEASON SERIES RECORDS

YEAR	OVERALL	HOME	ROAD	YEAR	OVERALL	HOME	ROAD	YEAR	OVERALL	HOME	ROAD
1979-80	1-1-2	1-1-0	0-0-2	1991-92	0-3-0	0-2-0	0-1-0	2003-04	1-0-0-0	0-0-0-0	1-0-0-0
1980-81	0-3-1	0-2-0	0-1-1	1992-93	0-2-0	0-1-0	0-1-0	2005-06	1-0-0	1-0-0	0-0-0
1981-82	1-1-1	0-0-1	1-1-0	1993-94	2-0-0	1-0-0	1-0-0	2006-07	Did Not Play Central Div. Teams		
1982-83	0-3-0	0-2-0	0-1-0	1994-95	Did Not Play Western Conf. Teams			2007-08	1-0-0	1-0-0	0-0-0
1983-84	2-1-0	1-0-0	1-1-0	1995-96	1-1-0	1-0-0	0-1-0	2008-09	0-0-1	0-0-0	0-0-1
1984-85	2-1-0	1-1-0	1-0-0	1996-97	0-1-1	0-0-1	0-1-0	2009-10	1-0-0	1-0-0	0-0-0
1985-86	1-2-0	1-0-0	0-2-0	1997-98	1-1-0	0-1-0	1-0-0	2010-11	0-1-0	0-0-0	0-1-0
1986-87	1-2-0	0-2-0	1-0-0	1998-99	1-1-0	1-0-0	0-1-0	2011-12	1-0-0	1-0-0	0-0-0
1987-88	2-1-0	1-0-0	1-1-0	1999-00	1-0-0-0	1-0-0-0	0-0-0-0	2012-13	Did Not Play Western Conf. Teams		
1988-89	2-1-0	2-0-0	0-1-0	2000-01	2-0-0-0	1-0-0-0	1-0-0-0	2013-14	0-1-1	0-0-1	0-1-0
1989-90	1-2-0	1-0-0	0-2-0	2001-02	1-0-0-0	0-0-0-0	1-0-0-0				
1990-91	1-1-1	1-0-1	0-1-0	2002-03	0-0-1-0	0-0-1-0	0-0-0-0				

## ALL-TIME SEASON GAME RESULTS (\*Overtime \*\*Shootout)

10/14/1979 T 3-3 at CHI	10/30/1983 L 1-6 at CHI	3/2/1988 W 2-1 at CHI	3/28/1993 L 0-3 at CHI	3/5/2002 W 2-1* at CHI
11/9/1979 L 2-4 CHI	11/12/1983 W 6-1 CHI	10/15/1988 W 7-5 CHI	10/14/1993 W 6-2 at CHI	10/26/2002 T 3-3* CHI
11/11/1979 T 5-5 at CHI	2/5/1984 W 4-3 at CHI	12/14/1988 L 3-4 at CHI	3/30/1994 W 3-2* CHI	3/17/2004 W 3-2 at CHI
1/19/1980 W 5-3 CHI	10/28/1984 W 4-1 at CHI	4/1/1989 W 6-1 CHI	10/14/1995 W 3-2 CHI	12/13/2005 W 5-3 CHI
11/23/1980 L 3-11 at CHI	11/17/1984 L 0-7 CHI	11/12/1989 L 2-4 at CHI	12/10/1995 L 1-4 at CHI	3/12/2008 W 3-0 at CHI
1/17/1981 L 2-3 CHI	1/5/1985 W 4-3 CHI	12/30/1989 L 3-7 at CHI	12/29/1996 L 3-4 at CHI	3/11/2009 OT 2-3** at CHI
2/7/1981 L 2-6 CHI	10/23/1985 L 2-9 at CHI	1/27/1990 W 6-4 CHI	2/26/1997 T 2-2* CHI	1/30/2010 W 4-2 CHI
2/15/1981 T 4-4 at CHI	1/12/1986 L 2-4 at CHI	11/6/1990 T 1-1* CHI	10/26/1997 W 3-2 at CHI	3/4/2011 L 2-5 at CHI
10/31/1981 T 2-2 CHI	3/15/1986 W 11-4 CHI	2/10/1991 W 3-1 CHI	1/14/1998 L 1-4 CHI	10/28/2011 W 3-0 CHI
12/13/1981 L 1-6 at CHI	1/3/1987 L 2-3 CHI	2/28/1991 L 3-6 at CHI	10/28/1998 W 2-0 CHI	10/15/2013 OT 2-3** CHI
1/25/1982 W 6-5 at CHI	2/17/1987 W 5-4 at CHI	10/26/1991 L 2-4 CHI	4/3/1999 L 1-2 at CHI	3/21/2014 L 2-3 at CHI
11/26/1982 L 3-4 CHI	2/21/1987 L 3-6 CHI	11/10/1991 L 0-3 CHI	3/8/2000 W 4-1 CHI	
1/23/1983 L 2-4 at CHI	10/24/1987 W 5-3 CHI	3/28/1992 L 1-3 CHI	12/31/2000 W 2-1 CHI	
2/19/1983 L 2-4 CHI	1/13/1988 L 1-2 at CHI	1/23/1993 L 2-6 CHI	3/4/2001 W 6-3 at CHI	



# COLORADO AVALANCHE

## 2014-15 SCHEDULE

11/22/14 ..... at COL ..... 9 p.m.  
1/13/15 ..... at CAR ..... 7 p.m.

## HURRICANES vs. COLORADO

ALL-TIME: ..... GP: 136 ..... 45-68-22-1 ..... GF: 420 ..... GA: 516  
at home: ..... GP: 67 ..... 28-26-12-1 ..... GF: 218 ..... GA: 224  
on road: ..... GP: 69 ..... 17-42-10 ..... GF: 202 ..... GA: 292  
in overtime: ..... GP: 22 ..... 3-3-16

Owner ..... E. Stanley Kroenke  
General manager/Alternate governor ..... Joe Sakic  
Head coach ..... Patrick Roy  
Assistant coaches ..... Tim Army, Andre Tourigny  
Goaltending coach ..... Francois Allaire  
Senior vice president, communications & business operations ..... Jean Martineau  
Executive director of media services ..... Brendan McNicholas  
Website/Media relations coordinator ..... Ryan Boulding, Ron Knabenbauer  
General office ..... 303/405-1100

Inaugural season ..... 1979-80 (Quebec); 1995-96 (Colorado)  
Stanley Cup titles ..... 2 (1996, 2001)  
Home ice ..... Pepsi Center (1999)  
Building capacity ..... 18,007  
2013-14 record ..... 52-22-8  
AHL affiliate ..... Lake Erie Monsters

## 2013-14 SERIES RECAP

### SEASON SERIES TIED: 1-1-0

At CAROLINA HURRICANES  
12 Nov '13 Hurricanes 2 Avalanche 1 13,278 Peters vs Varlamov Patrick Dwyer

At COLORADO AVALANCHE  
25 Oct '13 Hurricanes 2 Avalanche 4 16,177 Peters vs Varlamov Alex Tanguay

### SERIES STATISTICS

HURRICANES SPECIALTY TEAMS  
Power Play ..... 0-4 ..... 0.0%  
Penalty Killing ..... 3-5 ..... 60.0%  
AVALANCHE SPECIALTY TEAMS  
Power Play ..... 2-5 ..... 40.0%  
Penalty Killing ..... 4-4 ..... 100.0%

HURRICANES LEADING SCORER  
Jordan Staal GP G A TP +/- PM  
2 1 2 3 3 0  
AVALANCHE LEADING SCORER  
Matt Duchene GP G A TP +/- PM  
2 2 1 3 -2 0

### GOALTENDING

HURRICANES GP Min W-L-OT SO GA SA SV GAA SV%  
Justin Peters 2 118 1-1-0 0 5 68 63 2.54 .926

AVALANCHE GP Min W-L-OT SO GA SA SV GAA SV%  
Semyon Varlamov 2 119 1-1-0 0 4 58 54 2.02 .931

## ALL-TIME SEASON SERIES RECORDS

YEAR	OVERALL	HOME	ROAD	YEAR	OVERALL	HOME	ROAD	YEAR	OVERALL	HOME	ROAD
1979-80	1-1-2	1-0-1	0-1-1	1991-92	3-5-0	3-1-0	0-4-0	2003-04	0-1-0-0	0-0-0-0	0-1-0-0
1980-81	2-2-0	2-0-0	0-2-0	1992-93	3-3-1	1-1-1	2-2-0	2005-06	Did Not Play Northwest Div. Teams		
1981-82	2-3-3	1-0-3	1-3-0	1993-94	1-4-0	0-2-0	1-2-0	2006-07	0-1-0	0-0-0	0-1-0
1982-83	2-6-0	2-2-0	0-4-0	1994-95	1-3-0	1-1-0	0-2-0	2007-08	0-1-0	0-1-0	0-0-0
1983-84	1-3-4	0-1-3	1-2-1	1995-96	2-0-0	1-0-0	1-0-0	2008-09	1-0-0	1-0-0	0-0-0
1984-85	3-5-0	2-2-0	1-3-0	1996-97	0-1-1	0-1-0	0-0-1	2009-10	1-1-0	1-0-0	0-1-0
1985-86	4-4-0	2-2-0	2-2-0	1997-98	0-1-1	0-1-0	0-0-1	2010-11	1-0-0	1-0-0	0-0-0
1986-87	3-3-2	3-0-1	0-3-1	1998-99	0-2-0	0-1-0	0-1-0	2011-12	0-0-1	0-0-0	0-0-1
1987-88	2-6-0	0-4-0	2-2-0	1999-00	0-2-0-0	0-1-0-0	0-1-0-0	2012-13	Did Not Play Western Conf. Teams		
1988-89	4-3-1	2-2-0	2-1-1	2000-01	0-1-1-0	0-0-1-0	0-1-0-0	2013-14	1-1-0	1-0-0	0-1-0
1989-90	6-1-1	3-1-0	3-0-1	2001-02	0-1-0-0	0-0-0-0	0-1-0-0				
1990-91	1-3-4	0-2-2	1-1-2	2002-03	0-0-0-1	0-0-0-1	0-0-0-0				

## ALL-TIME SEASON GAME RESULTS

10/24/1979	T	2-2	at COL (QUE)	1/28/1984	L	0-3	at COL (QUE)	10/8/1987	L	1-5	COL (QUE)	12/26/1990	W	4-1	at COL (QUE)	12/15/1995	W	4-2	COL
11/24/1979	T	4-4	COL (QUE)	1/29/1984	T	5-5*	COL (QUE)	11/1/1987	W	5-1	at COL (QUE)	3/2/1991	T	3-3*	at COL (QUE)	2/9/1996	W	3-2*	at COL
2/26/1980	L	5-9	at COL (QUE)	3/24/1984	W	3-2*	at COL (QUE)	11/7/1987	L	3-5	COL (QUE)	3/10/1991	L	1-2	COL (QUE)	11/16/1996	T	4-4*	at COL
4/4/1980	W	9-2	COL (QUE)	3/25/1984	T	6-6*	COL (QUE)	12/8/1987	W	5-4	at COL (QUE)	3/23/1991	L	3-7	at COL (QUE)	3/25/1997	L	0-4	COL
10/25/1980	W	4-2	COL (QUE)	10/31/1984	L	3-5	COL (QUE)	12/26/1987	L	2-4	COL (QUE)	10/5/1991	L	2-4	at COL (QUE)	10/24/1997	T	3-3*	at COL
12/21/1980	L	5-6	at COL (QUE)	11/10/1984	W	1-0	at COL (QUE)	12/27/1987	L	3-5	at COL (QUE)	11/12/1991	W	5-4	COL (QUE)	11/29/1997	L	2-3	COL
2/2/1981	L	2-4	at COL (QUE)	12/1/1984	L	4-8	at COL (QUE)	3/8/1988	L	4-6	at COL (QUE)	11/25/1991	L	2-5	at COL (QUE)	11/2/1998	L	2-3	COL
4/1/1981	W	5-4	COL (QUE)	1/2/1985	L	3-7	at COL (QUE)	3/13/1988	L	1-4	COL (QUE)	12/28/1991	L	1-4	at COL (QUE)	3/18/1999	L	2-3	at COL
10/6/1981	L	5-6	at COL (QUE)	2/10/1985	L	4-10	COL (QUE)	10/6/1988	L	2-5	COL (QUE)	1/2/1992	W	4-1	COL (QUE)	12/4/1999	L	1-3	at COL
11/21/1981	L	3-7	at COL (QUE)	3/24/1985	W	2-1	COL (QUE)	11/23/1988	W	4-3	COL (QUE)	2/22/1992	W	4-0	COL (QUE)	12/20/1999	L	2-4	COL
11/25/1981	T	3-3	COL (QUE)	4/6/1985	W	2-1	COL (QUE)	11/26/1988	W	4-2	at COL (QUE)	3/5/1992	L	4-10	COL (QUE)	11/3/2000	L	3-5	at COL
1/11/1982	L	2-6	at COL (QUE)	4/7/1985	L	1-4	at COL (QUE)	12/28/1988	T	4-4*	at COL (QUE)	3/9/1992	L	0-2	at COL (QUE)	1/6/2001	T	2-2*	COL
1/20/1982	W	4-2	COL (QUE)	10/15/1985	L	1-4	at COL (QUE)	1/23/1989	W	5-0	at COL (QUE)	11/3/1992	T	3-3*	COL (QUE)	10/23/2001	L	1-5	at COL
1/31/1982	T	4-4	COL (QUE)	10/30/1985	W	6-4	COL (QUE)	1/28/1989	L	2-3*	COL (QUE)	11/21/1992	L	2-8	at COL (QUE)	1/13/2003	OTL	2-3*	COL
3/16/1982	W	7-5	at COL (QUE)	11/9/1985	W	4-3	at COL (QUE)	2/23/1989	W	4-2	COL (QUE)	12/31/1992	L	2-6	COL (QUE)	2/3/2004	L	1-3	at COL
3/24/1982	T	3-3	COL (QUE)	12/31/1985	L	1-5	at COL (QUE)	3/23/1989	L	3-6	at COL (QUE)	1/9/1993	W	4-2	COL (QUE)	12/11/2006	L	2-5	at COL
11/10/1982	W	7-5	COL (QUE)	1/2/1986	L	2-3	COL (QUE)	10/8/1989	W	9-6	at COL (QUE)	2/27/1993	W	5-3	at COL (QUE)	1/12/2008	L	4-5	COL
12/28/1982	L	1-4	at COL (QUE)	1/17/1986	W	11-6	COL (QUE)	10/25/1989	W	2-0	COL (QUE)	3/8/1993	W	4-2	at COL (QUE)	2/22/2009	W	5-2	COL
1/27/1983	W	5-2	COL (QUE)	1/18/1986	W	5-2	at COL (QUE)	11/22/1989	L	2-4	COL (QUE)	4/10/1993	L	3-6	at COL (QUE)	10/23/2009	L	4-5	at COL
2/1/1983	L	3-12	at COL (QUE)	3/8/1986	L	3-6	COL (QUE)	12/26/1989	T	3-3*	at COL (QUE)	10/20/1993	L	2-5	COL (QUE)	1/8/2010	W	2-1	COL
3/5/1983	L	3-10	at COL (QUE)	11/1/1986	T	2-2*	COL (QUE)	2/3/1990	W	5-1	at COL (QUE)	1/29/1994	L	2-3	COL (QUE)	12/3/2010	W	2-1*	COL
3/6/1983	L	3-7	at COL (QUE)	11/2/1986	T	3-3*	at COL (QUE)	2/21/1990	W	3-2	COL (QUE)	2/1/1994	W	2-1	at COL (QUE)	2/10/2012	OT	3-4*	at COL
4/2/1983	L	4-5	COL (QUE)	12/1/1986	L	1-4	at COL (QUE)	3/21/1990	W	4-1	COL (QUE)	3/17/1994	L	1-4	at COL (QUE)	10/25/2013	L	2-4	at COL
4/3/1983	L	5-6	at COL (QUE)	12/3/1986	W	2-1	COL (QUE)	3/31/1990	W	3-2	at COL (QUE)	4/7/1994	L	2-5	at COL (QUE)	11/12/2013	W	2-1	COL
10/13/1983	T	4-4*	COL (QUE)	1/23/1987	W	3-2	COL (QUE)	10/4/1990	T	3-3*	COL (QUE)	2/5/1995	L	1-3	at COL (QUE)				
11/17/1983	L	2-4	COL (QUE)	1/27/1987	L	2-4	at COL (QUE)	10/16/1990	T	1-1*	at COL (QUE)	2/8/1995	L	2-3	COL (QUE)				
11/19/1983	T	4-4*	at COL (QUE)	2/28/1987	W	2-1	COL (QUE)	11/21/1990	T	4-4*	COL (QUE)	3/9/1995	W	2-1	COL (QUE)				
12/27/1983	L	3-7	at COL (QUE)	3/10/1987	L	4-6	at COL (QUE)	11/28/1990	L	3-4	COL (QUE)	5/3/1995	L	1-4	at COL (QUE)				





# COLUMBUS BLUE JACKETS

## 2014-15 SCHEDULE

11/4/14	..... at CBJ	7 p.m.
11/7/14	..... at CAR	7 p.m.
3/10/15	..... at CAR	7 p.m.
3/15/15	..... at CBJ	5 p.m.

## HURRICANES vs. COLUMBUS

ALL-TIME:	GP: 18	8-9-1	GF: 42	GA: 51
at home:	GP: 10	5-4-1	GF: 26	GA: 29
on road:	GP: 8	3-5-0	GF: 16	GA: 22
in overtime:	GP: 1	0-1-0		

Majority owner/Governor	John P. McConnell
General manager	Jarmo Kekalainen
Head coach	Todd Richards
Associate coach	Craig Hartsburg
Assistant coach	Brad Larsen
Goaltending coach	Ian Clark
Vice president of communications & team services	Todd Sharrock
Director of communications	Karen Davis
Manager of communications	Glenn Odebralski
General office	614/246-4625

Inaugural season	2000-01
Stanley Cup titles	None
Home ice	Nationwide Arena (2000)
Building capacity	18,144
2013-14 record	43-32-7
AHL affiliate	Springfield Falcons

## 2013-14 SERIES RECAP

### BLUE JACKETS WIN SEASON SERIES: 3-2-0 (HURRICANES: 2-2-1)

At CAROLINA HURRICANES	Attend	Goaltenders	Winning Goal
29 Mar '14 Hurricanes 2 Blue Jackets 3 (OT)	16,714	Khudobin vs McElhinney	Ryan Johansen
27 Jan '14 Hurricanes 3 Blue Jackets 2	13,641	Khudobin vs Bobrovsky	Jordan Staal
23 Dec '13 Hurricanes 3 Blue Jackets 4	16,601	Peters vs McKenna	Jack Skille

### SERIES STATISTICS

HURRICANES SPECIALTY TEAMS			BLUE JACKETS SPECIALTY TEAMS		
Power Play	4-18	22.2%	Power Play	2-11	18.2%
Penalty Killing	9-11	81.8%	Penalty Killing	14-18	77.8%

### GOALTENDING

HURRICANES	GP	Min	W-L-OT	SO	GA	SA	SV	GAA	SV%
Anton Khudobin	4	243	2-1-1	0	9	127	118	2.23	.929
Justin Peters	1	59	0-1-0	0	4	25	21	4.05	.840

At COLUMBUS BLUE JACKETS	Attend	Goaltenders	Winning Goal
18 Mar '14 Hurricanes 3 Blue Jackets 1	15,938	Khudobin vs McElhinney, Bobrovsky	Andrei Loktionov
10 Jan '14 Hurricanes 0 Blue Jackets 3	16,008	Khudobin vs Bobrovsky	Boone Jenner

HURRICANES LEADING SCORER							BLUE JACKETS LEADING SCORERS						
	GP	G	A	TP	+/-	PM		GP	G	A	TP	+/-	PM
Jeff Skinner	5	3	1	4	-4	0	Artem Anisimov	5	2	2	4	3	2
							Ryan Johansen	5	2	2	4	0	4

BLUE JACKETS	GP	Min	W-L-OT	SO	GA	SA	SV	GAA	SV%
Sergei Bobrovsky	3	159	1-2-0	1	6	91	85	2.26	.934
Curtis McElhinney	2	80	1-0-0	0	2	27	25	1.51	.926
Mike McKenna	1	60	1-0-0	0	3	33	30	3.00	.909

## ALL-TIME SEASON SERIES RECORDS

YEAR	OVERALL	HOME	ROAD	YEAR	OVERALL	HOME	ROAD	YEAR	OVERALL	HOME	ROAD
2000-01	1-1-0-0	1-0-0-0	0-1-0-0	2006-07	Did Not Play Central Div. Teams			2011-12	0-1-0	0-0-0	0-1-0
2001-02	1-0-0-0	1-0-0-0	0-0-0-0	2007-08	0-1-0	0-0-0	0-1-0	2012-13	Did Not Play Western Conf. Teams		
2002-03	2-0-0-0	1-0-0-0	1-0-0-0	2008-09	0-1-0	0-1-0	0-0-0	2013-14	2-2-1	1-1-1	1-1-0
2003-04	1-1-0-0	0-1-0-0	1-0-0-0	2009-10	0-1-0	0-0-0	0-1-0				
2005-06	1-0-0	1-0-0	0-0-0	2010-11	0-1-0	0-1-0	0-0-0				

## ALL-TIME SEASON GAME RESULTS (\*Overtime \*\*Shootout)

12/29/2000	L	1-3	at CBJ	3/8/2004	W	4-1	at CBJ	3/23/2012	L	1-5	at CBJ
3/7/2001	W	2-1	CBJ	12/15/2005	W	2-1	CBJ	12/23/2013	L	3-4	CBJ
11/19/2001	W	5-2	CBJ	12/29/2007	L	1-4	at CBJ	1/10/2014	L	0-3	at CBJ
11/30/2002	W	4-2	at CBJ	2/14/2009	L	1-5	CBJ	1/27/2014	W	3-2	CBJ
3/10/2003	W	6-5	CBJ	11/7/2009	L	2-3	at CBJ	3/18/2014	W	3-1	at CBJ
3/2/2004	L	0-3	CBJ	3/12/2011	L	2-3	CBJ	3/29/2014	OT	2-3*	CBJ



# DALLAS STARS

## 2014-15 SCHEDULE

11/18/14 ..... at DAL ..... 8:30 p.m.  
3/12/15 ..... at CAR ..... 7 p.m.

## HURRICANES vs. DALLAS

ALL-TIME: ..... GP: 71 ..... 26-36-8-1 ..... GF: 212 ..... GA: 256  
at home: ..... GP: 37 ..... 16-17-4 ..... GF: 118 ..... GA: 127  
on road: ..... GP: 34 ..... 10-19-4-1 ..... GF: 94 ..... GA: 129  
in overtime: ..... GP: 11 ..... 2-3-6

Owner/Governor ..... Tom Gaglardi  
General manager ..... Jim Nill  
Head coach ..... Lindy Ruff  
Assistant coaches ..... Curt Fraser, James Patrick  
Goaltending coach ..... Mike Valley  
Vice president, communications ..... Tom Holy  
Media relations coordinators ..... Greg Ramirez, Ben Fromstein  
General office ..... 214/387-5500

Inaugural season ..... 1967-68 (Minnesota); 1993-94 (Dallas)  
Stanley Cup titles ..... 1 (1999)  
Home ice ..... American Airlines Center (2001)  
Building capacity ..... 18,532  
2013-14 record ..... 40-31-11  
AHL affiliate ..... Texas Stars

## 2013-14 SERIES RECAP

### SEASON SERIES TIED: 1-1-0

At CAROLINA HURRICANES ..... Attend ..... Goaltenders ..... Winning Goal  
03 Apr '14 Hurricanes 4 Stars 1 15,730 Khudobin vs Thomas, Lehtonen Justin Faulk

At DALLAS STARS ..... Attend ..... Goaltenders ..... Winning Goal  
27 Feb '14 Hurricanes 1 Stars 4 16,122 Khudobin vs Lehtonen Brenden Dillon

### SERIES STATISTICS

#### HURRICANES SPECIALTY TEAMS

Power Play ..... 2-10 ..... 20.0%  
Penalty Killing ..... 10-10 ..... 100.0%

#### STARS SPECIALTY TEAMS

Power Play ..... 0-10 ..... 0.0%  
Penalty Killing ..... 8-10 ..... 80.0%

#### HURRICANES LEADING SCORER

GP G A TP +/- PM  
John-Michael Liles 2 1 2 3 1 2

#### STARS LEADING SCORER

GP G A TP +/- PM  
Jamie Benn 2 1 2 3 3 4

### GOALTENDING

HURRICANES	GP	Min	W-L-OT	SO	GA	SA	SV	GAA	SV%
Anton Khudobin	2	119	1-1-0	0	4	67	63	2.01	.940

STARS	GP	Min	W-L-OT	SO	GA	SA	SV	GAA	SV%
Kari Lehtonen	2	88	1-1-0	0	4	46	42	2.74	.913
Tim Thomas	1	29	0-0-0	0	1	16	15	2.08	.938

## ALL-TIME SEASON SERIES RECORDS

YEAR	OVERALL	HOME	ROAD	YEAR	OVERALL	HOME	ROAD	YEAR	OVERALL	HOME	ROAD
1979-80	0-4-0	0-2-0	0-2-0	1991-92	1-1-1	0-1-1	1-0-0	2003-04	0-1-0-0	0-1-0-0	0-0-0-0
1980-81	1-3-0	1-1-0	0-2-0	1992-93	1-0-1	0-0-1	1-0-0	2005-06	0-0-1	0-0-0	0-0-1
1981-82	1-2-0	1-1-0	0-1-0	1993-94	0-1-1	0-0-1	0-1-0	2006-07	1-0-0	1-0-0	0-0-0
1982-83	0-2-1	0-1-0	0-1-1	1994-95	Did Not Play Western Conf. Teams			2007-08	Did Not Play Pacific Div. Teams		
1983-84	3-0-0	2-0-0	1-0-0	1995-96	1-1-0	0-1-0	1-0-0	2008-09	0-1-0	0-0-0	0-1-0
1984-85	1-2-0	0-1-0	1-1-	1996-97	0-2-0	0-1-0	0-1-0	2009-10	1-1-0	1-0-0	0-1-0
1985-86	1-2-0	1-1-0	0-1-0	1997-98	0-2-0	0-1-0	0-1-0	2010-11	0-1-1	0-1-0	0-0-1
1986-87	1-2-0	1-0-0	0-2-0	1998-99	0-1-1	0-0-1	0-1-0	2011-12	0-1-0	0-1-0	0-0-0
1987-88	3-0-0	2-0-0	1-0-0	1999-00	1-1-0-0	1-0-0-0	0-1-0-0	2012-13	Did Not Play Western Conf. Teams		
1988-89	2-1-0	0-1-0	2-0-0	2000-01	1-0-0-0	1-0-0-0	0-0-0-0	2013-14	1-1-0	1-0-0	0-1-0
1989-90	2-1-0	1-1-0	1-0-0	2001-02	1-0-1-0	1-0-0-0	0-0-1-0				
1990-91	1-2-0	0-1-0	1-1-0	2002-03	1-0-0-1	1-0-0-0	0-0-0-1				

## ALL-TIME SEASON GAME RESULTS (\*Overtime \*\*Shootout)

10/11/1979	L	1-4	at DAL (MIN)	12/23/1983	W	5-3	DAL (MIN)	12/3/1988	L	2-4	DAL (MIN)	2/11/1996	W	5-3	at DAL	12/22/2003	L	1-3	DAL
1/9/1980	L	2-6	at DAL (MIN)	1/10/1984	W	6-3	at DAL (MIN)	2/18/1989	W	4-3	at DAL (MIN)	2/25/1996	L	2-6	DAL	12/2/2005	OT	4-5**	at DAL
2/10/1980	L	2-6	DAL (MIN)	10/27/1984	W	5-3	at DAL (MIN)	10/7/1989	L	4-6	DAL (MIN)	12/20/1996	L	1-4	DAL	11/18/2006	W	5-4	DAL
3/16/1980	L	1-6	DAL (MIN)	11/28/1984	L	2-4	DAL (MIN)	12/23/1989	W	4-3	DAL (MIN)	3/21/1997	L	0-2	at DAL	3/12/2009	L	2-3	at DAL
10/11/1980	L	3-9	at DAL (MIN)	1/12/1985	L	4-5	at DAL (MIN)	2/7/1990	W	5-3	at DAL (MIN)	1/3/1998	L	1-6	DAL	11/23/2009	L	0-2	at DAL
11/12/1980	L	1-5	DAL (MIN)	11/13/1985	W	5-2	DAL (MIN)	10/24/1990	L	0-3	at DAL (MIN)	3/20/1998	L	1-6	at DAL	12/16/2009	W	5-3	DAL
2/14/1981	L	4-7	at DAL (MIN)	2/15/1986	L	1-4	at DAL (MIN)	11/10/1990	W	3-2	at DAL (MIN)	10/15/1998	T	2-2*	DAL	11/29/2010	L	1-4	DAL
2/25/1981	W	3-2	DAL (MIN)	2/26/1986	L	2-5	DAL (MIN)	12/23/1990	L	2-5	DAL (MIN)	3/21/1999	L	2-3*	at DAL	12/10/2010	OT	1-2**	at DAL
11/7/1981	W	4-2	DAL (MIN)	12/31/1986	L	2-5	at DAL (MIN)	1/28/1992	L	3-4	DAL (MIN)	11/20/1999	W	1-0	DAL	11/6/2011	L	2-5	DAL
2/22/1982	L	7-8	at DAL (MIN)	1/10/1987	L	3-4	at DAL (MIN)	2/9/1992	T	4-4*	DAL (MIN)	12/8/1999	L	1-2	at DAL	2/27/2014	L	1-4	at DAL
3/28/1982	L	2-5	DAL (MIN)	3/21/1987	W	5-1	DAL (MIN)	2/29/1992	W	5-4*	at DAL (MIN)	10/10/2000	W	5-2	DAL	4/3/2014	W	4-1	DAL
11/2/1982	L	6-7	DAL (MIN)	1/19/1988	W	6-3	at DAL (MIN)	1/3/1993	T	6-6*	DAL (MIN)	10/7/2001	W	3-0	DAL				
12/14/1982	T	3-3	at DAL (MIN)	1/23/1988	W	5-0	DAL (MIN)	3/27/1993	W	2-1	at DAL (MIN)	11/21/2001	T	4-4*	at DAL				
1/22/1983	L	2-7	at DAL (MIN)	3/26/1988	W	8-1	DAL (MIN)	10/27/1993	L	1-5	at DAL	12/22/2002	W	1-0	DAL				
11/8/1983	W	6-4	DAL (MIN)	11/12/1988	W	3-1	at DAL (MIN)	3/12/1994	T	2-2*	DAL	2/11/2003	OTL	1-2*	at DAL				



# DETROIT RED WINGS

## 2014-15 SCHEDULE

12/7/14	.....at CAR	5 p.m.
4/7/15	.....at DET	7:30 p.m.
4/11/15	.....at CAR	7 p.m.

## HURRICANES vs. DETROIT

ALL-TIME:	GP: 70	27-33-9-1	GF: 211	GA: 231
at home:	GP: 34	19-13-2	GF: 113	GA: 94
on road:	GP: 36	8-20-7-1	GF: 98	GA: 137
in overtime:	GP: 8	1-3-4		

Owner/Governor	.....Mike Ilitch
Executive vice president/General manager	.....Ken Holland
Head coach	.....Mike Babcock
Assistant coaches	.....Tony Granato, Jim Hiller, Andrew Brewer
Goaltending coach	.....Jim Bedard
Director of communications	.....Todd Beam
Public relations coordinator	.....Kyle Kujawa
General office	.....313/394-7000

Inaugural season	.....1926-27
Stanley Cup titles	.....11 (1936, 1937, 1943, 1950, 1952, 1954, 1955, 1997, 1998, 2002, 2008)
Home ice	.....Joe Louis Arena (1979)
Building capacity	.....20,027
2013-14 record	.....39-28-15
AHL affiliate	.....Grand Rapids Griffins

## SERIES RECORDS

Winning streak	.....3	4/6/1980-10/29/1980
Losing streak	.....7	2/24/1994-10/18/1997
Unbeaten streak	.....10	1/12/1980-1/23/1982
Goals scored	.....8	10/17/1981 (W, 8-1)
Goals allowed	.....8	11/1/1991 (L, 5-8)
Goals, both teams	.....13	11/1/1991 (L, 5-8)
Current CAR streak	.....1 win	
Current DET streak	.....1 loss	

## LAST TRANSACTION

7/9/2001 CAR acquired Aaron Ward in exchange for CAR's 2002 second-round draft pick (58th overall – Jiri Hudler).

## 2013-14 SERIES RECAP

### RED WINGS WIN SEASON SERIES: 2-1-0 (HURRICANES: 1-1-1)

At CAROLINA HURRICANES	Attend	Goaltenders	Winning Goal
04 Oct '13 Hurricanes 2 Red Wings 3 (OT)	18,680	Ward vs Howard	Stephen Weiss

At DETROIT RED WINGS	Attend	Goaltenders	Winning Goal
11 Apr '14 Hurricanes 2 Red Wings 1	20,066	Ward vs Howard	Jiri Tlustý
21 Nov '13 Hurricanes 3 Red Wings 4	20,066	Peters vs Gustavsson	Gustav Nyquist

## SERIES STATISTICS

HURRICANES SPECIALTY TEAMS	RED WINGS SPECIALTY TEAMS
Power Play.....2-9.....22.2%	Power Play.....2-9.....22.2%
Penalty Killing.....7-9.....77.8%	Penalty Killing.....7-9.....77.8%

HURRICANES LEADING SCORER	RED WINGS LEADING SCORER
Justin Faulk	Henrik Zetterberg
GP G A TP +/- PM	GP G A TP +/- PM
3 0 3 3 -2 2	2 1 4 5 4 0

## GOALTENDING

HURRICANES	GP	Min	W-L-OT	SO	GA	SA	SV	GAA	SV%
Cam Ward	2	123	1-0-1	0	4	67	63	1.95	.940
Justin Peters	1	60	0-1-0	0	4	47	43	4.02	.915

RED WINGS	GP	Min	W-L-OT	SO	GA	SA	SV	GAA	SV%
Jimmy Howard	2	121	1-1-0	0	4	44	40	1.99	.909
Jonas Gustavsson	1	60	1-0-0	0	3	27	24	3.02	.889

## ALL-TIME SEASON SERIES RECORDS

YEAR	OVERALL	HOME	ROAD	YEAR	OVERALL	HOME	ROAD	YEAR	OVERALL	HOME	ROAD
1979-80	2-1-1	1-1-0	1-0-1	1991-92	0-2-0	0-1-0	0-1-0	2003-04	0-1-1-0	0-1-0-0	0-0-1-0
1980-81	2-0-2	2-0-0	0-0-2	1992-93	0-2-0	0-1-0	0-1-0	2005-06	1-0-0	1-0-0	0-0-0
1981-82	2-0-1	1-0-0	1-0-1	1993-94	1-2-0	1-0-0	0-2-0	2006-07	Did Not Play Central Div. Teams		
1982-83	0-3-0	0-2-0	0-1-0	1994-95	Did Not Play Western Conf. Teams			2007-08	0-1-0	0-0-0	0-1-0
1983-84	1-1-1	1-0-0	0-1-1	1995-96	0-2-0	0-1-0	0-1-0	2008-09	0-1-0	0-1-0	0-0-0
1984-85	2-1-0	2-0-0	0-1-0	1996-97	0-2-0	0-1-0	0-1-0	2009-10	0-1-0	0-0-0	0-1-0
1985-86	2-1-0	1-0-0	1-1-0	1997-98	1-1-0	1-0-0	0-1-0	2010-11	1-0-0	1-0-0	0-0-0
1986-87	1-1-1	1-1-0	0-0-1	1998-99	1-1-0	1-0-0	0-1-0	2011-12	0-1-0	0-0-0	0-1-0
1987-88	2-1-0	1-0-0	1-1-0	1999-00	0-2-0-0	0-1-0-0	0-1-0-0	2012-13	Did Not Play Western Conf. Teams		
1988-89	2-1-0	1-1-0	1-0-0	2000-01	0-0-0-1	0-0-0-0	0-0-0-1	2013-14	1-1-1	0-0-1	1-1-0
1989-90	2-0-1	0-0-1	2-0-0	2001-02	0-2-0-0	0-1-0-0	0-1-0-0				
1990-91	2-1-0	2-0-0	0-1-0	2002-03	1-0-0-0	1-0-0-0	0-0-0-0				

## ALL-TIME SEASON GAME RESULTS (\*Overtime \*\*Shootout)

1/6/1980 L 1-2 DET	1/3/1984 L 1-7 at DET	3/24/1988 W 3-2 at DET	12/1/1993 W 5-3 DET	10/30/2001 L 2-5 DET
1/12/1980 W 6-4 at DET	2/1/1984 T 6-6* at DET	11/16/1988 L 3-4 DET	2/24/1994 L 0-3 at DET	11/13/2001 L 3-4 at DET
3/12/1980 T 4-4 at DET	2/7/1984 W 4-1 DET	12/30/1988 W 4-3 DET	3/29/1994 L 2-6 at DET	11/29/2002 W 6-4 DET
4/6/1980 W 5-3 DET	10/18/1984 W 7-3 DET	12/31/1988 W 3-2 at DET	12/31/1995 L 2-3 at DET	1/2/2004 L 1-4 DET
10/18/1980 W 4-2 DET	11/21/1984 L 2-4 at DET	10/21/1989 T 3-3* DET	3/6/1996 L 2-4 DET	1/31/2004 T 4-4* at DET
10/29/1980 W 5-3 DET	1/3/1985 W 6-2 DET	11/3/1989 W 4-3 at DET	11/4/1996 L 1-5 at DET	1/10/2006 W 3-2 DET
2/12/1981 T 2-2 at DET	12/29/1985 W 5-2 DET	11/14/1989 W 3-0 at DET	11/8/1996 L 1-4 DET	12/9/2007 L 2-5 at DET
3/10/1981 T 4-4 at DET	2/6/1986 L 3-4* at DET	10/12/1990 L 2-4 at DET	10/18/1997 L 2-4 at DET	10/13/2008 L 1-3 DET
10/17/1981 W 8-1 DET	3/18/1986 W 6-4 at DET	2/13/1991 W 6-2 DET	11/5/1997 W 3-1 DET	1/14/2010 L 1-3 at DET
12/22/1981 W 3-2 at DET	12/6/1986 L 1-4 DET	3/14/1991 W 4-2 DET	12/12/1998 W 3-0 DET	4/6/2011 W 3-0 DET
1/23/1982 T 2-2 at DET	12/20/1986 T 2-2* at DET	11/1/1991 L 5-8 at DET	1/21/1999 L 1-4 at DET	3/24/2012 L 4-5 at DET
10/30/1982 L 2-4 DET	3/3/1987 W 5-3 DET	2/23/1992 L 0-4 DET	11/5/1999 L 2-3 at DET	10/4/2013 OT 2-3* DET
2/9/1983 L 5-6 DET	11/6/1987 L 1-3 at DET	11/6/1992 L 2-5 at DET	12/22/1999 L 1-4 DET	11/21/2013 L 3-4 at DET
2/20/1983 L 2-7 at DET	1/24/1988 W 2-1* DET	11/14/1992 L 0-2 DET	2/14/2001 OTL 3-4* at DET	4/11/2014 W 2-1 at DET



# EDMONTON OILERS

## 2014-15 SCHEDULE

10/24/14 ..... at EDM ..... 9:30 p.m.  
3/8/15 ..... at CAR ..... 3 p.m.

## HURRICANES vs. EDMONTON

ALL-TIME: ..... GP: 68 ..... 21-34-13 ..... GF: 232 ..... GA: 242  
at home: ..... GP: 33 ..... 13-13-7 ..... GF: 128 ..... GA: 106  
on road: ..... GP: 35 ..... 8-21-6 ..... GF: 104 ..... GA: 136  
in overtime: ..... GP: 10 ..... 0-2-8

Owner/Governor ..... Daryl A. Katz (Rexall Sports Corp)  
President of Hockey Operations ..... Kevin Lowe  
General manager ..... Craig MacTavish  
Head coach ..... Dallas Eakins  
Associate coach ..... Keith Acton  
Assistant coach ..... Craig Ramsay  
Goaltending coach ..... Frederic Chabot  
Director, communications & media relations ..... J.J. Hebert  
Manager, communications & team services ..... Patrick Garland  
Coordinator, communications & media relations ..... Shawn May  
General office ..... 780/414-4000

Inaugural season ..... 1972-73 (WHA); 1979-80 (NHL)  
Stanley Cup titles ..... 5 (1984, 1985, 1987, 1988, 1990)  
Home ice ..... Rexall Place (1974)  
Building capacity ..... 16,839  
2013-14 record ..... 29-44-9  
AHL affiliate ..... Oklahoma City Barons

## 2013-14 SERIES RECAP

### OILERS WIN SEASON SERIES: 2-0-0 (HURRICANES: 0-1-1)

At CAROLINA HURRICANES ..... Attend ..... Goaltenders ..... Winning Goal  
10 Dec '13 Hurricanes 4 Oilers 5 (OT) 16,839 Ward vs Dubnyk Jordan Eberle

At EDMONTON OILERS ..... Attend ..... Goaltenders ..... Winning Goal  
16 Mar '14 Hurricanes 1 Oilers 2 16,588 Khudobin vs Scrivens Justin Schultz

### SERIES STATISTICS

HURRICANES SPECIALTY TEAMS ..... OILERS SPECIALTY TEAMS .....  
Power Play ..... 1-4 ..... 25.0% ..... Power Play ..... 2-7 ..... 28.6%  
Penalty Killing ..... 5-7 ..... 71.4% ..... Penalty Killing ..... 3-4 ..... 75.0%

### HURRICANES LEADING SCORERS

GP G A TP +/- PM  
Jordan Staal 2 2 0 2 0 0  
Jeff Skinner 2 1 1 2 -1 0  
Eric Staal 2 1 1 2 0 0  
Andrej Sekera 2 0 2 2 1 0

### OILERS LEADING SCORER

GP G A TP +/- PM  
Taylor Hall 2 1 2 3 -1 0

### GOALTENDING

HURRICANES ..... GP ..... Min ..... W-L-OT ..... SO ..... GA ..... SA ..... SV ..... GAA ..... SV%  
Anton Khudobin 1 59 0-1-0 0 2 33 31 2.04 .939  
Cam Ward 1 62 0-0-1 0 5 29 24 4.85 .828

OILERS ..... GP ..... Min ..... W-L-OT ..... SO ..... GA ..... SA ..... SV ..... GAA ..... SV%  
Ben Scrivens 1 60 1-0-0 0 1 30 29 1.00 .967  
Devan Dubnyk 1 62 1-0-0 0 4 28 24 3.88 .857

## ALL-TIME SEASON SERIES RECORDS

YEAR	OVERALL	HOME	ROAD	YEAR	OVERALL	HOME	ROAD	YEAR	OVERALL	HOME	ROAD
1979-80	2-1-1	2-0-0	0-1-1	1991-92	0-3-0	0-1-0	0-2-0	2003-04	1-0-0-0	0-0-0-0	1-0-0-0
1980-81	1-2-1	1-1-0	0-1-1	1992-93	1-1-0	1-0-0	0-1-0	2005-06	Did Not Play Northwest Div. Teams		
1981-82	0-2-1	0-0-1	0-2-0	1993-94	1-0-1	0-0-1	1-0-0	2006-07	0-1-0	0-0-0	0-1-0
1982-83	0-2-1	0-1-1	0-1-0	1994-95	Did Not Play Western Conf. Teams			2007-08	1-0-0	1-0-0	0-0-0
1983-84	1-2-0	1-0-0	0-2-0	1995-96	1-0-1	0-0-1	1-0-0	2008-09	0-1-0	0-1-0	0-0-0
1984-85	1-2-0	1-1-0	0-1-0	1996-97	0-2-0	0-1-0	0-1-0	2009-10	0-1-0	0-0-0	0-1-0
1985-86	0-3-0	0-1-0	0-2-0	1997-98	2-0-0	1-0-0	1-0-0	2010-11	1-0-0	1-0-0	0-0-0
1986-87	1-2-0	1-1-0	0-1-0	1998-99	1-0-1	1-0-0	0-0-1	2011-12	1-0-0	0-0-0	1-0-0
1987-88	1-2-0	0-1-0	1-1-0	1999-00	0-0-2-0	0-0-1-0	0-0-1-0	2012-13	Did Not Play Western Conf. Teams		
1988-89	1-2-0	1-1-0	0-1-0	2000-01	0-1-0-0	0-1-0-0	0-0-0-0	2013-14	0-1-1	0-1-0	0-0-1
1989-90	1-0-2	0-0-1	1-0-1	2001-02	1-0-1-0	0-0-1-0	1-0-0-0				
1990-91	1-2-0	1-1-0	0-1-0	2002-03	0-1-0-0	0-0-0-0	0-1-0-0				

## ALL-TIME SEASON GAME RESULTS

11/17/1979	W	4-0	EDM	1/7/1984	L	3-5	at EDM	1/30/1988	L	2-5	at EDM	2/20/1993	W	7-3	EDM	11/11/2001	T	1-1*	EDM
12/9/1979	L	0-3	at EDM	2/12/1984	W	11-0	EDM	12/17/1988	L	2-4	EDM	11/13/1993	T	4-4*	EDM	1/10/2002	W	4-1	at EDM
1/2/1980	T	3-3	at EDM	3/21/1984	L	3-5	at EDM	2/21/1989	L	4-7	at EDM	2/12/1994	W	5-2	at EDM	12/11/2002	L	1-4	at EDM
2/19/1980	W	6-2	EDM	11/30/1984	L	2-4	EDM	3/8/1989	W	7-3	EDM	1/9/1996	W	5-1	at EDM	12/9/2003	W	3-2	at EDM
11/28/1980	W	6-4	EDM	2/3/1985	L	3-6	at EDM	1/6/1990	T	4-4*	at EDM	2/28/1996	T	4-4*	EDM	12/6/2006	L	1-3	at EDM
12/7/1980	L	4-6	at EDM	3/29/1985	W	8-7	EDM	1/30/1990	T	4-4*	EDM	1/12/1997	L	1-2*	at EDM	1/18/2008	W	7-2	EDM
1/9/1981	T	6-6	at EDM	11/30/1985	L	5-8	at EDM	3/18/1990	W	3-1	at EDM	3/15/1997	L	2-4	EDM	11/1/2008	L	1-3	EDM
3/25/1981	L	2-7	EDM	1/4/1986	L	3-4	at EDM	12/1/1990	L	2-4	EDM	11/12/1997	W	6-4	at EDM	2/1/2010	L	2-4	at EDM
10/21/1981	L	2-5	at EDM	1/15/1986	L	1-4	EDM	12/30/1990	L	3-4	at EDM	3/15/1998	W	4-1	EDM	11/9/2010	W	7-1	EDM
11/11/1981	T	4-4	EDM	11/15/1986	W	6-2	EDM	2/6/1991	W	5-1	EDM	12/15/1998	W	3-0	EDM	12/7/2011	W	5-3	at EDM
2/19/1982	L	4-7	at EDM	3/15/1987	L	1-4	at EDM	1/31/1992	L	1-4	at EDM	2/27/1999	T	2-2*	at EDM	12/10/2013	OT	4-5*	at EDM
10/14/1982	T	4-4	EDM	3/25/1987	L	3-5	EDM	2/13/1992	L	1-3	EDM	10/13/1999	T	3-3*	at EDM	3/16/2014	L	1-2	EDM
10/20/1982	L	2-4	at EDM	12/19/1987	W	4-3	at EDM	3/14/1992	L	1-3	at EDM	3/15/2000	T	2-2*	EDM				
3/8/1983	L	4-9	EDM	1/6/1988	L	1-5	EDM	1/15/1993	L	1-3	at EDM	3/11/2001	L	2-3	EDM				



# FLORIDA PANTHERS

## 2014-15 SCHEDULE

11/26/14	.....at FLA	7:30 p.m.
3/14/15	.....at CAR	7 p.m.
4/2/15	.....at FLA	7:30 p.m.

## HURRICANES vs. FLORIDA

ALL-TIME:	GP: 106	54-36-15-1	GF: 293	GA: 292
at home:	GP: 53	35-13-5	GF: 170	GA: 129
on road:	GP: 53	19-23-10-1	GF: 123	GA: 163
in overtime:	GP: 29	11-5-13		

Chairman, Owner & Governor..... Vincent J. Viola  
Executive vice president & General manager..... Dale Tallon  
Head coach..... Gerard Gallant  
Assistant coaches..... John Madden, Mike Kelly, Mark Morris  
Goaltending coach..... Robb Tallas  
Director, communications..... Justin Copertino  
Coordinators, communications & digital media..... Adelyn Biedenbach, Amanda Cifu  
General office..... 954/835-7000

Inaugural season..... 1993-94  
Stanley Cup titles..... None  
Home ice..... BB&T Center (1998)  
Building capacity..... 19,250  
2013-14 record..... 29-45-8  
AHL affiliate..... San Antonio Rampage

## 2013-14 SERIES RECAP

### HURRICANES WIN SEASON SERIES: 3-0-0

At CAROLINA HURRICANES	Attend	Goaltenders	Winning Goal
07 Feb '14 Hurricanes 5 Panthers 1	16,132	Khudobin vs Thomas, Clemmensen	Alexander Semin
18 Jan '14 Hurricanes 3 Panthers 2	15,476	Khudobin vs Thomas	Alexander Semin

At FLORIDA PANTHERS	Attend	Goaltenders	Winning Goal
27 Mar '14 Hurricanes 3 Panthers 0	12,379	Khudobin vs Luongo, Ellis	Jiri Tlustý

### SERIES STATISTICS

HURRICANES SPECIALTY TEAMS				PANTHERS SPECIALTY TEAMS			
Power Play.....	1-6	16.7%		Power Play.....	0-12	0.0%	
Penalty Killing.....	12-12	100.0%		Penalty Killing.....	5-6	83.3%	

### HURRICANES LEADING SCORER

	GP	G	A	TP	+/-	PM
Eric Staal	3	0	4	4	7	2

### PANTHERS LEADING SCORER

	GP	G	A	TP	+/-	PM
Nick Bjugstad	3	1	1	2	-5	0

### GOALTENDING

HURRICANES	GP	Min	W-L-OT	SO	GA	SA	SV	GAA	SV%
Anton Khudobin	3	180	3-0-0	1	3	109	106	1.00	.972

PANTHERS	GP	Min	W-L-OT	SO	GA	SA	SV	GAA	SV%
Scott Clemmensen	1	35	0-0-0	0	1	18	17	1.69	.944
Roberto Luongo	1	20	0-1-0	0	1	12	11	3.00	.917
Dan Ellis	1	39	0-0-0	0	2	20	18	3.06	.900
Tim Thomas	2	84	0-2-0	0	7	53	46	5.02	.868

## ALL-TIME SEASON SERIES RECORDS

YEAR	OVERALL	HOME	ROAD	YEAR	OVERALL	HOME	ROAD	YEAR	OVERALL	HOME	ROAD
1993-94	3-1-0	1-1-0	2-0-0	2000-01	2-1-2-0	1-1-0-0	1-0-2-0	2008-09	3-3-0	2-1-0	1-2-0
1994-95	0-3-1	0-2-0	0-1-1	2001-02	4-0-1-0	2-0-1-0	2-0-0-0	2009-10	3-3-0	3-0-0	0-3-0
1995-96	1-3-0	1-1-0	0-2-0	2002-03	1-3-0-1	1-1-0-0	0-2-0-1	2010-11	4-1-1	2-0-1	2-1-0
1996-97	2-1-1	2-0-0	0-1-1	2003-04	2-2-2-0	2-0-1-0	0-2-1-0	2011-12	1-3-2	1-1-1	0-2-1
1997-98	1-3-0	0-2-0	1-1-0	2005-06	6-1-1	4-0-0	2-1-1	2012-13	2-2-0	1-1-0	1-1-0
1998-99	1-0-4	1-0-1	0-0-3	2006-07	7-1-0	4-0-0	3-1-0	2013-14	3-0-0	2-0-0	1-0-0
1999-00	3-2-0-0	2-1-0-0	1-1-0-0	2007-08	5-3-0	3-1-0	2-2-0				

## ALL-TIME SEASON GAME RESULTS (\*Overtime \*\*Shootout)

11/23/1993 W 2-1* at FLA	11/27/1993 W 4-0 FLA	12/29/1993 L 3-5 FLA	3/4/1994 W 2-1 at FLA	1/28/1995 L 1-2 FLA	2/11/1995 L 3-4 at FLA	3/12/1995 L 1-4 FLA	3/29/1995 T 4-4* at FLA	10/21/1995 L 0-3 at FLA	12/2/1995 L 3-5 FLA	3/2/1996 W 7-1 FLA	4/1/1996 L 2-3 at FLA	10/12/1996 L 0-6 at FLA	11/29/1996 T 1-1* at FLA	12/11/1996 W 5-2 FLA	1/22/1997 W 2-1* FLA	12/10/1997 L 2-5 FLA	12/26/1997 L 2-5 FLA	1/27/1998 L 0-3 at FLA	3/23/1998 W 5-3 at FLA	12/5/1998 T 3-3* at FLA	1/1/1999 T 3-3* at FLA
11/14/1999 W 3-2 FLA	2/6/1999 T 3-3* FLA	3/6/1999 T 2-2* at FLA	12/26/1999 W 4-3* FLA	1/14/2000 L 1-5 at FLA	2/1/2000 W 4-2 FLA	2/24/2000 L 2-4 FLA	2/26/2000 W 2-1* at FLA	10/13/2000 T 2-2* at FLA	11/15/2000 L 1-4 FLA	11/29/2000 W 2-1* at FLA	1/9/2001 W 7-3 FLA	1/12/2001 T 2-2* at FLA	12/8/2001 W 3-2 at FLA	12/12/2001 W 4-1 FLA	1/25/2002 T 1-1* FLA	3/21/2002 W 3-2 FLA	4/12/2002 W 3-1 at FLA	12/4/2002 L 2-4 at FLA	12/6/2002 L 0-2 FLA	1/24/2003 W 3-1 FLA	1/25/2003 OTL 2-3* at FLA
4/4/2003 L 1-4 at FLA	10/9/2003 L 1-3 at FLA	10/13/2003 T 2-2* FLA	2/16/2004 W 3-1 FLA	3/25/2004 W 3-2 FLA	3/29/2004 L 1-3 at FLA	4/4/2004 T 6-6* at FLA	11/5/2005 W 2-0 FLA	11/11/2005 W 1-0 at FLA	12/23/2005 W 4-3 FLA	1/25/2006 W 4-3** at FLA	3/3/2006 W 5-2 FLA	3/10/2006 L 3-5 at FLA	3/11/2006 OT 3-4* at FLA	3/31/2006 W 3-2 FLA	10/11/2006 L 3-6 at FLA	12/23/2006 W 3-2* at FLA	12/26/2006 W 4-2 FLA	1/11/2007 W 6-4 FLA	1/16/2007 W 3-2* at FLA	3/13/2007 W 3-1 FLA	4/1/2007 W 4-3* at FLA
4/7/2007 W 5-4* FLA	10/31/2007 L 2-4 at FLA	11/3/2007 W 4-2 FLA	11/12/2007 W 4-3 at FLA	11/17/2007 W 2-1 FLA	12/20/2007 L 4-5 at FLA	2/16/2008 W 5-4 FLA	3/20/2008 W 2-1** at FLA	4/4/2008 L 3-4 FLA	10/10/2008 W 6-4 FLA	11/24/2008 L 2-3 at FLA	12/18/2008 W 2-1* FLA	1/8/2009 L 2-4 at FLA	2/12/2009 L 0-5 FLA	3/23/2009 W 3-2* at FLA	10/9/2009 W 7-2 FLA	11/4/2009 L 0-3 at FLA	12/18/2009 L 3-6 at FLA	12/19/2009 W 3-2 FLA	2/9/2010 W 4-1 FLA	3/6/2010 L 1-4 at FLA	11/5/2010 L 4-7 at FLA
11/6/2010 W 3-2 FLA	12/15/2010 W 4-3 at FLA	1/3/2011 OT 3-4* FLA	1/7/2011 W 5-3 at FLA	3/1/2011 W 2-1 FLA	11/29/2011 L 1-3 FLA	12/18/2011 OT 2-3* at FLA	2/25/2012 OT 2-3** FLA	3/11/2012 L 0-2 at FLA	3/21/2012 W 3-1 FLA	4/7/2012 L 1-4 at FLA	1/19/2013 L 1-5 at FLA	3/2/2013 W 6-2 FLA	3/3/2013 W 3-2 at FLA	3/19/2013 L 1-4 FLA	1/18/2014 W 3-2 FLA	2/7/2014 W 5-1 FLA	3/27/2014 W 3-0 at FLA				



# LOS ANGELES KINGS

## 2014-15 SCHEDULE

11/2/14 ..... at CAR ..... 5 p.m.  
11/20/14 ..... at LA ..... 10:30 p.m.

## HURRICANES vs. LOS ANGELES

ALL-TIME: ..... GP: 69 ..... 28-31-10 ..... GF: 244 ..... GA: 265  
at home: ..... GP: 35 ..... 17-12-6 ..... GF: 121 ..... GA: 123  
on road: ..... GP: 34 ..... 11-19-4 ..... GF: 123 ..... GA: 142  
in overtime: ..... GP: 11 ..... 2-4-5

Owners ..... Philip F. Anschutz, Edward P. Roski, Jr.  
President/General manager ..... Dean Lombardi  
Head coach ..... Darryl Sutter  
Associate coach ..... John Stevens  
Assistant coach ..... Davis Payne  
Goaltending coach ..... Bill Ranford  
Vice president, communications & broadcasting ..... Michael Altieri  
Senior director, communications & content ..... Jeff Moeller  
Senior manager, communications ..... Mike Kalinowski  
General office ..... 310/535-4500

Inaugural season ..... 1967-68  
Stanley Cup titles ..... 2 (2012, 2014)  
Home ice ..... STAPLES Center (1999)  
Building capacity ..... 18,230  
2013-14 record ..... 46-28-8  
AHL affiliate ..... Manchester Monarchs

## 2013-14 SERIES RECAP

### KINGS WIN SEASON SERIES: 2-0-0 (HURRICANES: 0-1-1)

At CAROLINA HURRICANES      Attend      Goaltenders      Winning Goal  
11 Oct '13   Hurricanes   1   Kings   2 (SO) 16,353   Ward vs Quick   (Jeff Carter)

At LOS ANGELES KINGS      Attend      Goaltenders      Winning Goal  
01 Mar '14   Hurricanes   1   Kings   3   18,118   Khudobin vs Quick   Alec Martinez

### SERIES STATISTICS

HURRICANES SPECIALTY TEAMS      KINGS SPECIALTY TEAMS  
Power Play ..... 1-8 ..... 12.5%      Power Play ..... 1-9 ..... 11.1%  
Penalty Killing ..... 8-9 ..... 88.9%      Penalty Killing ..... 7-8 ..... 87.5%

### HURRICANES LEADING SCORER

GP   G   A   TP   +/-   PM  
Andrej Sekera   2   1   1   2   1   0

### KINGS LEADING SCORER

GP   G   A   TP   +/-   PM  
Justin Williams   2   1   1   2   1   2

### GOALTENDING

HURRICANES	GP	Min	W-L-OT	SO	GA	SA	SV	GAA	SV%
Cam Ward	1	65	0-0-1	0	1	37	36	0.92	.973
Anton Khudobin	1	59	0-1-0	0	2	30	28	2.02	.933

KINGS	GP	Min	W-L-OT	SO	GA	SA	SV	GAA	SV%
Jonathan Quick	2	125	2-0-0	0	2	53	51	0.96	.962

## ALL-TIME SEASON SERIES RECORDS

YEAR	OVERALL	HOME	ROAD	YEAR	OVERALL	HOME	ROAD	YEAR	OVERALL	HOME	ROAD
1979-80	2-1-1	2-0-0	0-1-1	1991-92	1-0-2	1-0-1	0-0-1	2003-04	1-0-0-0	1-0-0-0	0-0-0-0
1980-81	0-3-1	0-1-1	0-2-0	1992-93	0-2-0	0-1-0	0-1-0	2005-06	1-0-0	0-0-0	1-0-0
1981-82	2-0-1	1-0-1	1-0-0	1993-94	0-2-0	0-1-0	0-1-0	2006-07	1-0-0	1-0-0	0-0-0
1982-83	1-2-0	0-1-0	1-1-0	1994-95	Did Not Play Western Conf. Teams			2007-08	Did Not Play Pacific Div. Teams		
1983-84	2-1-0	1-1-0	1-0-0	1995-96	2-0-0	1-0-0	1-0-0	2008-09	0-0-1	0-0-0	0-0-1
1984-85	0-2-1	0-1-0	0-1-1	1996-97	0-2-0	0-1-0	0-1-0	2009-10	0-1-0	0-1-0	0-0-0
1985-86	2-1-0	1-1-0	1-0-0	1997-98	1-0-1	0-0-1	1-0-0	2010-11	0-1-0	0-0-0	0-1-0
1986-87	1-2-0	1-0-0	0-2-0	1998-99	1-1-0	0-1-0	1-0-0	2011-12	1-0-0	1-0-0	0-0-0
1987-88	3-0-0	2-0-0	1-0-0	1999-00	1-0-0-0	0-0-0-0	1-0-0-0	2012-13	Did Not Play Western Conf. Teams		
1988-89	1-2-0	1-0-0	0-2-0	2000-01	0-2-0-0	0-1-0-0	0-1-0-0	2013-14	0-1-1	0-0-1	0-1-0
1989-90	2-1-0	1-1-0	1-0-0	2001-02	1-1-0-0	1-0-0-0	0-1-0-0				
1990-91	1-2-0	1-0-0	0-2-0	2002-03	0-1-1-0	0-0-1-0	0-1-0-0				

## ALL-TIME SEASON GAME RESULTS (\*Overtime \*\*Shootout)

10/19/1979   W   6-3   at   LA	10/25/1983   W   8-5   at   LA	3/9/1988   W   5-4   at   LA	12/5/1992   L   3-7   at   LA	10/28/2001   W   3-2*   LA
12/12/1979   L   4-7   at   LA	11/5/1983   W   2-1   LA	11/10/1988   L   2-7   at   LA	1/12/1994   L   4-6   at   LA	2/7/2002   L   1-2   at   LA
2/6/1980   W   7-3   LA	12/30/1983   L   3-9   LA	1/14/1989   L   6-9   at   LA	3/2/1994   L   1-4   LA	2/7/2003   L   2-8   at   LA
3/29/1980   T   2-2   at   LA	1/31/1985   L   3-5   at   LA	1/21/1989   W   5-4   LA	1/25/1996   W   8-2   LA	3/15/2003   T   0-0*   LA
12/2/1980   L   2-5   at   LA	2/23/1985   L   1-2   LA	11/4/1989   W   6-3   LA	1/31/1996   W   6-4   at   LA	11/8/2003   W   3-2*   LA
12/13/1980   T   5-5   LA	3/13/1985   T   3-3*   at   LA	12/13/1989   L   2-5   LA	11/2/1996   L   2-3   LA	12/8/2005   W   3-2   at   LA
1/7/1981   L   3-5   at   LA	11/2/1985   L   1-8   LA	1/13/1990   W   6-3   at   LA	1/30/1997   L   3-5   at   LA	2/13/2007   W   2-1   LA
1/14/1981   L   4-5   LA	11/27/1985   W   9-0   at   LA	10/19/1990   L   2-5   at   LA	10/7/1997   T   3-3*   LA	10/17/2008   OT   3-4*   at   LA
12/19/1981   T   5-5   LA	3/22/1986   W   6-3   LA	1/8/1991   L   3-4*   at   LA	3/5/1998   W   2-1   at   LA	11/11/2009   L   2-5   LA
2/2/1982   W   5-3   at   LA	11/8/1986   L   3-4   at   LA	1/16/1991   W   4-3   LA	10/25/1998   L   2-3   LA	10/20/2010   L   3-4   at   LA
3/7/1982   W   7-6   LA	2/14/1987   L   2-5   at   LA	10/30/1991   T   4-4*   LA	11/14/1998   W   5-3   at   LA	2/4/2012   W   2-1   LA
10/23/1982   W   5-3   at   LA	3/22/1987   W   6-3   LA	2/6/1992   T   5-5*   at   LA	3/2/2000   W   5-2   at   LA	10/11/2013   OT   1-2**   LA
1/20/1983   L   3-4   at   LA	12/12/1987   W   3-2   LA	3/11/1992   W   4-0   LA	1/20/2001   L   3-6   LA	3/1/2014   L   1-3   at   LA
2/15/1983   L   2-5   LA	1/16/1988   W   4-3   at   LA	10/31/1992   L   1-7   LA	2/8/2001   L   2-4   at   LA	





# MINNESOTA WILD

## 2014-15 SCHEDULE

2/14/15 ..... at MIN ..... 8 p.m.  
3/6/15 ..... at CAR ..... 7 p.m.

## HURRICANES vs. MINNESOTA

ALL-TIME: ..... GP: 16 ..... 8-4-4 ..... GF: 43 ..... GA: 38  
at home: ..... GP: 6 ..... 5-0-1 ..... GF: 13 ..... GA: 9  
on road: ..... GP: 10 ..... 3-4-3 ..... GF: 30 ..... GA: 29  
in overtime: ..... GP: 6 ..... 2-1-3

Owner/Governor ..... Craig Leipold  
Executive vice president/General manager ..... Chuck Fletcher  
Head coach ..... Mike Yeo  
Assistant coaches ..... Andrew Brunette, Darby Hendrickson,  
..... Darryl Sydor, Rick Wilson  
Goaltending coach ..... Bob Mason  
Director of media relations ..... Aaron Sickman  
Media relations coordinator ..... Carly Peters  
General office ..... 615/602-6000

Inaugural season ..... 2000-01  
Stanley Cup titles ..... None  
Home ice ..... Xcel Energy Center (2000)  
Building capacity ..... 18,064  
2013-14 record ..... 43-27-12  
AHL affiliate ..... Iowa Wild

## SERIES RECORDS

Winning streak ..... 4 ..... 11/15/2009-3/17/2012  
Losing streak ..... 1 (4x) ..... Last: 12/23/2008  
Unbeaten streak ..... 4 ..... 11/15/2009-3/17/2012  
Goals scored ..... 7 ..... 10/24/2001 (W, 7-3)  
Goals allowed ..... 5 ..... 2/10/2007 (L, 4-5)  
Goals, both teams ..... 10 ..... 10/24/2001 (W, 7-3)  
Current CAR streak ..... 1 OT / Winless in 2 straight games  
Current MIN streak ..... 2 wins

## LAST TRANSACTION

11/28/2010 MIN claimed Patrick O'Sullivan on waivers.

## 2013-14 SERIES RECAP

### WILD WIN SEASON SERIES: 2-0-0 (HURRICANES: 0-1-1)

At CAROLINA HURRICANES	Attend	Goaltenders	Winning Goal	At MINNESOTA WILD	Attend	Goaltenders	Winning Goal
09 Nov '13 Hurricanes 2 Wild 3 (SO)	14,704	Peters vs Harding	(Mikko Koivu)	24 Oct '13 Hurricanes 1 Wild 3	17,668	Ward, Peters vs Harding, Backstrom	Zach Parise

### SERIES STATISTICS

HURRICANES SPECIALTY TEAMS				WILD SPECIALTY TEAMS				HURRICANES LEADING SCORER							WILD LEADING SCORERS						
Power Play	1-8	12.5%		Power Play	2-9	22.2%		GP	G	A	TP	+/-	PM		GP	G	A	TP	+/-	PM	
Penalty Killing	7-9	77.8%		Penalty Killing	7-8	87.5%		Alexander Semin	2	1	1	2	-1	2	Jared Spurgeon	2	0	2	2	1	0
								Ryan Suter								2	0	2	2	2	2

### GOALTENDING

HURRICANES	GP	Min	W-L-OT	SO	GA	SA	SV	GAA	SV%	WILD	GP	Min	W-L-OT	SO	GA	SA	SV	GAA	SV%
Cam Ward	1	4	0-0-0	0	0	5	5	0.00	1.000	Josh Harding	2	105	2-0-0	0	3	50	47	1.71	.940
Justin Peters	2	120	0-1-1	0	4	51	47	2.00	.922	Niklas Backstrom	1	20	0-0-0	0	0	7	7	0.00	1.000

## ALL-TIME SEASON SERIES RECORDS

YEAR	OVERALL	HOME	ROAD	YEAR	OVERALL	HOME	ROAD	YEAR	OVERALL	HOME	ROAD
2000-01	0-0-1-0	0-0-0-0	0-0-1-0	2006-07	0-1-0	0-0-0	0-1-0	2011-12	1-0-0	0-0-0	1-0-0
2001-02	2-0-0-0	1-0-0-0	1-0-0-0	2007-08	1-0-0	1-0-0	0-0-0	2012-13	Did Not Play Western Conf. Teams		
2002-03	1-1-0-0	1-0-0-0	0-1-0-0	2008-09	0-1-0	0-0-0	0-1-0	2013-14	0-1-1	0-0-1	0-1-0
2003-04	0-0-1-0	0-0-0-0	0-0-1-0	2009-10	1-0-1	1-0-0	0-0-1				
2005-06	Did Not Play Northwest Div. Teams			2010-11	2-0-0	1-0-0	1-0-0				

## ALL-TIME SEASON GAME RESULTS (\*Overtime \*\*Shootout)

(p) Games played at Hartwall Arena in Helsinki, Finland, as part of 2010 Compuware NHL Premiere

12/13/2000 T 1-1* at MIN	3/7/2003 W 1-0 MIN	12/23/2008 L 2-3 at MIN	10/8/2010(p) W 2-1** MIN
10/24/2001 W 7-3 at MIN	2/29/2004 T 3-3* at MIN	10/24/2009 OT 2-3* at MIN	3/17/2012 W 5-3 at MIN
1/15/2002 W 2-0 MIN	2/10/2007 L 4-5 at MIN	11/15/2009 W 5-4** MIN	10/24/2013 L 1-3 at MIN
12/15/2002 L 1-2 at MIN	3/6/2008 W 3-2 MIN	10/7/2010(p) W 4-3 at MIN	11/9/2013 OT 2-3** MIN



# MONTREAL CANADIENS

## 2014-15 SCHEDULE

12/16/14	..... at MTL	7:30 p.m.
12/29/14	..... at CAR	7 p.m.
3/19/15	..... at MTL	7:30 p.m.

## HURRICANES vs. MONTREAL

ALL-TIME: .....	GP: 187	65-97-24-1	GF: 538	GA: 674
at home: .....	GP: 95	38-42-15	GF: 277	GA: 321
on road: .....	GP: 92	27-55-9-1	GF: 261	GA: 353
in overtime: .....	GP: 35	9-9-17		

Owner/President/CEO .....	Geoff Molson
Executive vice president/General manager .....	Marc Bergevin
Head coach .....	Michel Therrien
Assistant coaches .....	Dan Lacroix, Clement Jodoin, Jean-Jacques Daigneault
Goaltending coach .....	Stephane Waite
Senior vice president, communications & community relations .....	Donald Beauchamp
Director of media relations .....	Dominick Saillant
Communications manager .....	Francois Marchand
General office .....	514/932-2582

Inaugural season .....	1909-10
Stanley Cup titles .....	24 (1916, 1924, 1930-31, 1944, 1946, 1953, 1956-60, 1965-66, 1968-69, 1971, 1973, 1976-79, 1986, 1993)
Home ice .....	Bell Centre (1996)
Building capacity .....	21,273
2013-14 record .....	46-28-8
AHL affiliate .....	Hamilton Bulldogs

## 2013-14 SERIES RECAP

### CANADIENS WIN SEASON SERIES: 2-0-1 (HURRICANES: 1-2-0)

At CAROLINA HURRICANES	Attend	Goaltenders	Winning Goal
08 Feb '14 Hurricanes 1 Canadiens 4	18,680	Khudobin vs Price	Ryan White
31 Dec '13 Hurricanes 5 Canadiens 4 (OT)	16,807	Ward vs Price	Alexander Semin

### SERIES STATISTICS

HURRICANES SPECIALTY TEAMS	CANADIENS SPECIALTY TEAMS
Power Play.....2-15..... 13.3%	Power Play.....2-9..... 22.2%
Penalty Killing.....7-9..... 77.8%	Penalty Killing.....13-15..... 86.7%

### GOALTENDING

HURRICANES	GP	Min	W-L-OT	SO	GA	SA	SV	GAA	SV%
Cam Ward	1	63	1-0-0	0	4	25	21	3.80	.840
Anton Khudobin	2	120	0-2-0	0	6	53	47	3.00	.887

At MONTREAL CANADIENS	Attend	Goaltenders	Winning Goal
28 Jan '14 Hurricanes 0 Canadiens 3	21,273	Khudobin vs Price	Brandon Prust

### HURRICANES LEADING SCORERS

	GP	G	A	TP	+/-	PM
Jeff Skinner	3	2	1	3	-2	0
Eric Staal	3	1	2	3	-1	8

### CANADIENS LEADING SCORER

	GP	G	A	TP	+/-	PM
David Desharnais	3	2	4	6	3	4

CANADIENS	GP	Min	W-L-OT	SO	GA	SA	SV	GAA	SV%
Carey Price	3	183	2-0-1	1	6	110	104	1.96	.945

## ALL-TIME SEASON SERIES RECORDS

YEAR	OVERALL	HOME	ROAD	YEAR	OVERALL	HOME	ROAD	YEAR	OVERALL	HOME	ROAD	YEAR	OVERALL	HOME	ROAD
1979-80	0-1-3	0-1-1	0-0-2	1988-89	1-7-0	1-3-0	0-4-0	1997-98	3-1-1	1-1-1	2-0-0	2007-08	2-1-1	0-1-1	2-0-0
1980-81	1-3-0	1-1-0	0-2-0	1989-90	3-4-1	2-1-1	1-3-0	1998-99	3-1-0	2-0-0	1-1-0	2008-09	3-0-1	2-0-0	1-0-1
1981-82	0-7-1	0-4-0	0-3-1	1990-91	4-4-0	2-2-0	2-2-0	1999-00	1-3-0-0	1-1-0-0	0-2-0-0	2009-10	2-1-1	1-1-0	1-0-1
1982-83	3-5-0	3-1-0	0-4-0	1991-92	2-3-3	1-0-3	1-3-0	2000-01	1-3-0-0	0-2-0-0	1-1-0-0	2010-11	1-3-0	1-1-0	0-2-0
1983-84	0-7-1	0-4-0	0-3-1	1992-93	2-5-0	0-4-0	2-1-0	2001-02	1-1-2-0	0-0-2-0	1-1-0-0	2011-12	2-1-1	1-0-1	1-1-0
1984-85	2-5-1	2-1-1	0-4-0	1993-94	1-4-0	1-2-0	0-2-0	2002-03	1-2-1-0	0-1-1-0	1-1-0-0	2012-13	0-3-0	0-1-0	0-2-0
1985-86	3-4-1	2-2-0	1-2-1	1994-95	3-0-1	2-0-0	1-0-1	2003-04	1-1-1-1	1-0-1-0	0-1-0-1	2013-14	1-2-0	1-1-0	0-1-0
1986-87	4-3-1	2-1-1	2-2-0	1995-96	2-4-0	2-1-0	0-3-0	2005-06	4-0-0	2-0-0	2-0-0				
1987-88	2-4-2	1-2-1	1-2-1	1996-97	3-3-0	2-1-0	1-2-0	2006-07	3-1-0	1-1-0	2-0-0				

## ALL-TIME SEASON GAME RESULTS (\*Overtime \*\*Shootout)

12/1/1979 T 4-4 at MTL	12/3/1984 L 3-9 at MTL	10/19/1988 L 4-5 at MTL	10/6/1992 L 1-5 MTL	4/4/1998 W 1-0 at MTL	2/17/2007 W 5-3 at MTL
1/24/1980 L 2-7 MTL	12/5/1984 W 5-3 MTL	11/1/1988 L 3-5 MTL	11/25/1992 L 1-6 MTL	11/17/1998 W 5-4 MTL	10/3/2007 OT 2-3* MTL
3/19/1980 T 5-5 MTL	12/15/1984 W 4-3* MTL	11/3/1988 L 3-6 MTL	12/21/1992 W 5-2 at MTL	12/2/1998 W 4-1 MTL	10/13/2007 W 3-1 at MTL
3/22/1980 T 5-5 at MTL	12/22/1984 L 5-10 at MTL	12/19/1988 L 1-2 at MTL	1/10/1993 L 5-7 MTL	1/30/1999 W 3-1 at MTL	10/26/2007 L 4-7 MTL
10/30/1980 L 2-8 at MTL	1/17/1985 L 4-5 at MTL	1/18/1989 L 1-3 at MTL	1/13/1993 L 3-7 at MTL	4/7/1999 L 0-2 at MTL	12/8/2007 W 5-1 at MTL
1/2/1981 L 1-3 MTL	1/22/1985 L 5-8 MTL	1/19/1989 W 6-4 MTL	1/27/1993 W 6-5 at MTL	1/24/2000 W 3-2* MTL	10/28/2008 OT 2-3** at MTL
3/18/1981 W 9-3 MTL	3/9/1985 L 3-4 at MTL	3/4/1989 L 1-6 MTL	3/24/1993 L 5-6* MTL	1/30/2000 L 0-3 at MTL	11/18/2008 W 2-1 MTL
4/3/1981 L 1-6 at MTL	3/10/1985 T 5-5* MTL	3/11/1989 L 3-5 at MTL	10/6/1993 L 3-4 at MTL	2/17/2000 L 0-3 MTL	12/16/2008 W 3-2 MTL
10/8/1981 T 5-5 at MTL	10/19/1985 W 11-6 MTL	10/5/1989 L 1-4 MTL	10/13/1993 W 4-3 MTL	3/18/2000 L 2-3 at MTL	12/21/2008 W 3-2* at MTL
10/15/1981 L 2-7 MTL	10/26/1985 L 3-5 at MTL	10/23/1989 L 2-3 at MTL	1/26/1994 L 0-3 MTL	10/21/2000 L 2-5 at MTL	11/17/2009 OT 2-3** at MTL
11/29/1981 L 3-6 at MTL	11/5/1985 L 3-8 MTL	12/2/1989 W 4-3 at MTL	2/2/1994 L 2-9 at MTL	1/16/2001 W 3-2* at MTL	12/23/2009 L 1-5 MTL
12/16/1981 L 1-6 MTL	12/11/1985 L 1-3 MTL	2/4/1990 L 0-2 at MTL	4/11/1994 L 1-3 MTL	3/14/2001 L 3-6 MTL	3/31/2010 W 2-1 at MTL
2/28/1982 L 0-5 MTL	12/16/1985 T 4-4* at MTL	2/17/1990 L 3-7 at MTL	2/13/1995 T 2-2* at MTL	3/26/2001 L 2-4 MTL	4/8/2010 W 5-2 MTL
3/13/1982 L 0-5 at MTL	2/22/1986 L 3-6 at MTL	2/28/1990 W 3-1 MTL	2/15/1995 W 4-1 MTL	1/17/2002 T 1-1* MTL	11/13/2010 L 2-7 at MTL
3/30/1982 L 4-6 at MTL	3/10/1986 W 5-2 at MTL	3/24/1990 W 7-4 MTL	4/14/1995 W 4-3* MTL	3/2/2002 W 4-3 at MTL	12/23/2010 L 2-3 MTL
3/31/1982 L 1-5 MTL	3/26/1986 W 3-0 MTL	4/1/1990 T 1-1* MTL	4/24/1995 W 4-3 at MTL	3/16/2002 L 2-3 at MTL	2/26/2011 L 3-4 at MTL
10/6/1982 L 1-2 at MTL	11/19/1986 L 1-4 MTL	10/8/1990 L 3-5 at MTL	10/27/1995 L 1-4 MTL	3/18/2002 T 1-1* MTL	3/30/2011 W 6-2 MTL
11/16/1982 L 1-7 MTL	11/29/1986 W 7-5 at MTL	10/13/1990 W 5-2 MTL	11/20/1995 L 3-4* at MTL	11/1/2002 T 2-2* MTL	11/16/2011 L 0-4 at MTL
12/6/1982 L 2-11 at MTL	12/26/1986 T 1-1* MTL	10/31/1990 L 2-4 MTL	11/22/1995 W 4-2 MTL	11/23/2002 W 7-3 at MTL	11/23/2011 OT 3-4** MTL
12/8/1982 W 7-4 MTL	12/27/1986 L 2-6 at MTL	12/3/1990 W 4-2 at MTL	12/18/1995 L 2-3 at MTL	3/22/2003 L 3-5 at MTL	2/13/2012 W 5-3 at MTL
1/11/1983 L 4-8 at MTL	1/19/1987 W 5-4 at MTL	12/5/1990 L 3-4 MTL	2/21/1996 W 5-3 MTL	3/31/2003 L 0-4 MTL	4/5/2012 W 2-1** MTL
1/13/1983 W 4-2 MTL	1/21/1987 W 3-1 MTL	2/16/1991 W 2-1 at MTL	3/20/1996 L 2-3 at MTL	12/5/2003 T 1-1* MTL	2/18/2013 L 0-3 at MTL
2/17/1983 W 4-1 MTL	2/7/1987 W 3-1 MTL	2/20/1991 W 5-3 MTL	11/20/1996 W 3-1 MTL	12/6/2003 L 1-3 at MTL	3/7/2013 L 2-4 MTL
3/15/1983 L 1-5 at MTL	4/1/1987 L 2-3 at MTL	3/25/1991 L 2-3* at MTL	1/6/1997 L 4-5 at MTL	12/27/2003 W 2-1* MTL	4/13/2013 L 1-4 at MTL
11/1/1983 L 2-6 at MTL	11/11/1987 T 0-0* MTL	10/8/1991 T 2-2* MTL	2/8/1997 L 2-3* at MTL	2/28/2004 OTL 0-1 at MTL	12/13/2013 W 5-4* MTL
11/23/1983 L 3-4 MTL	11/16/1987 T 3-3* at MTL	10/14/1991 W 4-3 at MTL	3/7/1997 W 2-0 MTL	12/31/2005 W 5-3 MTL	1/28/2014 L 0-3 at MTL
12/6/1983 L 1-4 at MTL	11/25/1987 L 5-6 MTL	11/14/1991 T 2-2* MTL	4/2/1997 L 1-4 MTL	1/23/2006 W 7-3 MTL	2/18/2014 L 1-4 MTL
12/26/1983 L 1-2 MTL	2/1/1988 L 4-5 at MTL	11/30/1991 W 3-2 MTL	4/5/1997 W 4-1 at MTL	1/31/2006 W 8-2 at MTL	
1/19/1984 L 2-3 MTL	2/3/1988 L 2-5 MTL	12/21/1991 L 2-3* at MTL	11/19/1997 W 2-1 MTL	3/16/2006 W 5-1 at MTL	
1/24/1984 T 7-7* at MTL	2/13/1988 W 4-1 at MTL	1/11/1992 L 2-3 at MTL	1/24/1998 W 4-3 at MTL	11/2/2006 L 0-4 MTL	
2/14/1984 L 3-5 MTL	3/12/1988 L 0-5 at MTL	1/26/1992 L 1-3 at MTL	2/1/1998 L 3-6 MTL	11/30/2006 W 4-2 MTL	
3/8/1984 L 2-3 at MTL	3/27/1988 W 4-2 MTL	2/19/1992 T 2-2* MTL	3/31/1998 T 3-3* MTL	2/6/2007 W 2-1 at MTL	



# NASHVILLE PREDATORS

## 2014-15 SCHEDULE

12/2/14.....at CAR.....7 p.m.  
1/6/15.....at NSH.....8 p.m.

## HURRICANES vs. NASHVILLE

ALL-TIME:.....GP: 19.....7-9-2-1.....GF: 46.....GA: 53  
at home:.....GP: 9.....5-1-2-1.....GF: 26.....GA: 22  
on road:.....GP: 10.....2-8-0.....GF: 20.....GA: 31  
in overtime:.....GP: 4.....1-2-1

Chairman/Governor.....Thomas Cigarran  
President of hockey operations/General manager.....David Poile  
Head coach.....Peter Laviolette  
Assistant coach.....Phil Housley, Kevin McCarthy  
Goaltending coach.....Ben Vanderklok  
Senior vice president of hockey communications & public relations.....Gerry Helper  
Manager of hockey communications.....Kevin Wilson  
General office.....615/770-2300

Inaugural season.....1998-99  
Stanley Cup titles.....None  
Home ice.....Bridgestone Arena (1996)  
Building capacity.....17,113  
2013-14 record.....38-32-12  
AHL affiliate.....Milwaukee Admirals

## SERIES RECORDS

Winning streak.....3.....2/28/2012-1/5/2014  
Losing streak.....3.....Last: 2/5/2008-1/7/2010  
Unbeaten streak.....2.....1/23/2002-12/3/2002  
Goals scored.....5 (2x).....Last: 12/5/2013 (W, 5-2)  
Goals allowed.....7.....11/26/2000 (L, 4-7)  
Goals, both teams.....11.....11/26/2000 (L, 4-7)  
Current CAR streak.....3 wins  
Current NSH streak.....3 losses

## LAST TRANSACTION

3/21/2013 CAR acquired Zach Boychuk on waivers from NSH.

## 2013-14 SERIES RECAP

### HURRICANES WIN SEASON SERIES: 2-0-0

At CAROLINA HURRICANES  
05 Jan '14 Hurricanes 2 Predators 1  
Attend 13,994  
Goaltenders Khudobin vs Hutton  
Winning Goal Jeff Skinner

At NASHVILLE PREDATORS  
05 Dec '13 Hurricanes 5 Predators 2  
Attend 15,768  
Goaltenders Peters vs Hutton, Mazanec  
Winning Goal Riley Nash

## SERIES STATISTICS

HURRICANES SPECIALTY TEAMS  
Power Play.....1-7.....14.3%  
Penalty Killing.....5-6.....83.3%

PREDATORS SPECIALTY TEAMS  
Power Play.....1-6.....16.7%  
Penalty Killing.....6-7.....85.7%

HURRICANES LEADING SCORER  
GP G A TP +/- PM  
Jeff Skinner 2 4 1 5 4 0

PREDATORS LEADING SCORER  
GP G A TP +/- PM  
Mike Fisher 2 1 1 2 -2 2

## GOALTENDING

HURRICANES GP Min W-L-OT SO GA SA SV GAA SV%  
Anton Khudobin 1 60 1-0-0 0 1 32 31 1.00 .969  
Justin Peters 1 60 1-0-0 0 2 22 20 2.00 .909

PREDATORS GP Min W-L-OT SO GA SA SV GAA SV%  
Carter Hutton 2 77 0-1-0 0 2 34 32 1.55 .941  
Marek Mazanec 1 40 0-1-0 0 4 13 9 6.00 .692

## ALL-TIME SEASON SERIES RECORDS

YEAR	OVERALL	HOME	ROAD	YEAR	OVERALL	HOME	ROAD	YEAR	OVERALL	HOME	ROAD
1998-99	1-1-0	1-0-0	0-1-0	2003-04	0-0-0-1	0-0-0-1	0-0-0-0	2009-10	0-1-0	0-0-0	0-1-0
1999-00	1-1-0-0	1-0-0-0	0-1-0-0	2005-06	1-0-0	1-0-0	0-0-0	2010-11	0-1-1	0-0-1	0-1-0
2000-01	0-2-0-0	0-1-0-0	0-1-0-0	2006-07	Did Not Play Central Div. Teams			2011-12	1-1-0	1-0-0	0-1-0
2001-02	0-0-1-0	0-0-1-0	0-0-0-0	2007-08	0-1-0	0-0-0	0-1-0	2012-13	Did Not Play Western Conf. Teams		
2002-03	1-0-0-0	0-0-0-0	1-0-0-0	2008-09	0-1-0	0-0-0	0-1-0	2013-14	2-0-0	1-0-0	1-0-0

## ALL-TIME SEASON GAME RESULTS (\*Overtime \*\*Shootout)

10/13/1998 L 2-3 at NSH	11/26/2000 L 4-7 NSH	2/5/2008 L 0-1 at NSH	1/7/2012 L 2-5 at NSH
1/2/1999 W 4-1 NSH	1/23/2002 T 2-2* NSH	11/23/2008 L 2-5 at NSH	2/28/2012 W 4-3 NSH
12/28/1999 L 2-3 at NSH	12/3/2002 W 2-1 at NSH	1/7/2010 L 2-4 at NSH	12/5/2013 W 5-2 at NSH
3/29/2000 W 3-1 NSH	12/3/2003 OTL 1-2* NSH	11/20/2010 OT 1-2** NSH	1/5/2014 W 2-1 NSH
10/14/2000 L 1-2 at NSH	1/13/2006 W 5-4* NSH	12/04/2010 L 2-5 at NSH	



# NEW JERSEY DEVILS

## 2014-15 SCHEDULE

12/8/14.....	at CAR.....	7 p.m.
12/23/14.....	at NJ.....	7 p.m.
2/21/15.....	at NJ.....	7 p.m.
3/28/15.....	at CAR.....	7 p.m.

## HURRICANES vs. NEW JERSEY

ALL-TIME: .....	GP: 124.....	47-61-15-1 .....	GF: 365 .....	GA: 398 .....
at home: .....	GP: 62.....	26-27-9 .....	GF: 182 .....	GA: 188 .....
on road: .....	GP: 62.....	21-34-6-1 .....	GF: 183 .....	GA: 210 .....
in overtime: .....	GP: 21.....	4-7-10 .....		

Ownership .....	David Blitzer and Joshua Harris
President/General manager .....	Lou Lamoriello
Head coach.....	Peter DeBoer
Assistant coaches.....	Dave Barr, Scott Stevens, Mike Foligno
Goaltending coach.....	Chris Terreri
Senior vice president, communications .....	Mike Levine
Director, communications .....	Pete Albietz
Assistant director, communications .....	Daniel Beam
General office.....	973/757-6100

Inaugural season .....	1974-75 (Kansas City); 1976-1977 (Colorado); .....	1982-83 (New Jersey)
Stanley Cup titles .....	3 (1995, 2000, 2003)	
Home ice .....	Prudential Center (2007)	
Building capacity .....	17,625	
2013-14 record .....	35-29-18	
AHL affiliate.....	Albany Devils	

## 2013-14 SERIES RECAP

### DEVILS WIN SEASON SERIES: 3-1-0

At CAROLINA HURRICANES	Attend	Goaltenders	Winning Goal
05 Apr '14 Hurricanes 1 Devils 3 16,123		Khudobin vs Schneider	Travis Zajac
29 Nov '13 Hurricanes 2 Devils 5 15,034		Ward vs Schneider	Adam Henrique

At NEW JERSEY DEVILS	Attend	Goaltenders	Winning Goal
08 Mar '14 Hurricanes 4 Devils 5 16,162		Ward, Khudobin vs Brodeur	Tuomo Ruutu
27 Nov '13 Hurricanes 4 Devils 3 16,592		Ward vs Brodeur	Patrick Dwyer

### SERIES STATISTICS

HURRICANES SPECIALTY TEAMS	DEVILS SPECIALTY TEAMS
Power Play.....1-10.....10.0%	Power Play.....2-7.....28.6%
Penalty Killing.....5-7.....71.4%	Penalty Killing.....9-10.....90.0%

HURRICANES LEADING SCORERS	DEVILS LEADING SCORER
GP G A TP +/- PM	GP G A TP +/- PM
Jeff Skinner 4 3 0 3 -2 2	Travis Zajac 4 3 3 6 5 0
Jordan Staal 4 1 2 3 0 2	
Andrej Sekera 2 0 3 3 2 0	

### GOALTENDING

HURRICANES	GP	Min	W-L-OT	SO	GA	SA	SV	GAA	SV%
Cam Ward	3	146	1-2-0	0	9	62	53	3.69	.855
Anton Khudobin	2	92	0-1-0	0	6	44	38	3.93	.864

DEVILS	GP	Min	W-L-OT	SO	GA	SA	SV	GAA	SV%
Cory Schneider	2	119	2-0-0	0	3	45	42	1.51	.933
Martin Brodeur	2	117	1-1-0	0	8	55	47	4.09	.855

## ALL-TIME SEASON SERIES RECORDS

YEAR	OVERALL	HOME	ROAD	YEAR	OVERALL	HOME	ROAD	YEAR	OVERALL	HOME	ROAD
1979-80	2-1-1	1-0-1	1-1-0	1991-92	0-3-0	0-1-0	0-2-0	2003-04	1-3-0-0	0-2-0-0	1-1-0-0
1980-81	2-1-1	2-0-0	0-1-1	1992-93	1-3-0	0-2-0	1-1-0	2005-06	2-1-1	1-0-1	1-1-0
1981-82	0-2-1	0-2-0	0-0-1	1993-94	1-2-1	1-0-1	0-2-0	2006-07	1-2-1	0-2-0	1-0-1
1982-83	2-1-0	1-0-0	1-1-0	1994-95	0-1-2	0-0-1	0-1-1	2007-08	1-3-0	1-1-0	0-2-0
1983-84	1-1-1	1-0-1	0-1-0	1995-96	1-2-1	0-1-1	1-1-0	2008-09	3-1-0	2-0-0	1-1-0
1984-85	3-0-0	1-0-0	2-0-0	1996-97	1-3-0	1-1-0	0-2-0	2009-10	1-3-0	1-1-0	0-2-0
1985-86	2-1-0	1-1-0	1-0-0	1997-98	2-2-0	1-1-0	1-1-0	2010-11	1-2-1	1-1-0	0-1-1
1986-87	1-1-1	0-0-1	1-1-0	1998-99	1-4-0	1-2-0	0-2-0	2011-12	1-3-0	1-1-0	0-2-0
1987-88	1-1-1	1-0-1	0-1-0	1999-00	2-2-0-0	1-1-0-0	1-1-0-0	2012-13	2-1-0	1-1-0	1-0-0
1988-89	2-1-0	1-0-0	1-1-0	2000-01	1-1-1-1	1-0-1-0	0-1-0-1	2013-14	1-3-0	0-2-0	1-1-0
1989-90	2-1-0	1-1-0	1-0-0	2001-02	1-2-1-0	0-2-0-0	1-0-1-0				
1990-91	2-1-0	1-0-0	1-1-0	2002-03	2-2-0-0	1-1-0-0	1-1-0-0				

## ALL-TIME SEASON GAME RESULTS (\*Overtime \*\*Shootout)

11/6/1979 W 7-2 at NJ (COL)	3/1/1987 T 5-5* NJ	3/16/1995 T 2-2* at NJ	2/23/2001 W 3-2 NJ	2/26/2008 W 2-1* NJ
12/15/1979 L 5-6 at NJ (COL)	10/14/1987 L 1-3 at NJ	4/16/1995 L 2-3 at NJ	3/2/2001 L 3-7 at NJ	1/6/2009 W 3-2 NJ
2/8/1980 T 4-4 NJ (COL)	10/17/1987 W 4-3* NJ	11/14/1995 L 0-1 at NJ	1/5/2002 L 1-2 NJ	3/18/2009 W 4-2 NJ
3/15/1980 W 4-1 NJ (COL)	1/2/1988 T 1-1* NJ	1/27/1996 T 4-4* NJ	1/19/2002 T 3-3* at NJ	3/28/2009 W 2-1 at NJ
10/22/1980 W 3-0 NJ (COL)	10/28/1988 L 3-5 at NJ	4/4/1996 W 1-0 at NJ	3/23/2002 W 4-2 at NJ	4/11/2009 L 2-3 at NJ
11/6/1980 T 3-3 at NJ (COL)	10/29/1988 W 3-0 NJ	4/6/1996 L 3-6 NJ	4/3/2002 L 2-3 NJ	10/17/2009 L 0-2 at NJ
1/28/1981 W 6-3 NJ (COL)	1/27/1989 W 8-6 at NJ	10/19/1996 W 6-2 NJ	10/19/2002 W 3-1 NJ	12/9/2009 L 2-4 at NJ
3/3/1981 L 4-5 at NJ (COL)	10/14/1989 L 2-3 NJ	2/12/1997 L 2-3 NJ	10/29/2002 W 2-1 at NJ	2/13/2010 W 5-2 NJ
12/12/1981 L 2-4 NJ (COL)	10/26/1989 W 7-3 at NJ	2/13/1997 L 0-4 at NJ	1/17/2003 L 1-2 NJ	4/3/2010 L 0-4 NJ
2/5/1982 T 4-4 at NJ (COL)	12/9/1989 W 7-3 NJ	3/13/1997 L 0-6 at NJ	1/18/2003 L 2-5 at NJ	1/1/2011 W 6-3 NJ
3/14/1982 L 3-4 NJ (COL)	11/15/1990 W 4-2 at NJ	10/10/1997 W 2-1 NJ	10/11/2003 L 1-2 NJ	2/8/2011 OT 2-3* at NJ
12/3/1982 L 4-5 at NJ	3/16/1991 W 6-2 NJ	2/28/1998 L 3-4 at NJ	1/21/2004 W 2-1 at NJ	2/16/2011 L 2-3 at NJ
1/15/1983 W 2-1 NJ	3/27/1991 L 3-4* at NJ	3/12/1998 L 0-2 NJ	2/14/2004 L 1-4 at NJ	2/19/2011 L 1-4 NJ
3/10/1983 W 3-0 at NJ	11/22/1991 L 2-8 at NJ	4/1/1998 W 4-0 at NJ	3/6/2004 L 1-4 NJ	10/10/2011 L 2-4 at NJ
11/2/1983 W 5-4 NJ	12/19/1991 L 1-4 NJ	11/19/1998 L 2-3* at NJ	10/15/2005 W 6-1 at NJ	11/8/2011 L 2-3 at NJ
1/17/1984 T 3-3* NJ	2/15/1992 L 1-4 at NJ	11/22/1998 L 2-5 NJ	12/17/2005 W 4-1 NJ	12/26/2011 W 4-2 NJ
2/16/1984 L 5-6* at NJ	10/20/1992 W 5-4 at NJ	2/3/1999 L 1-4 NJ	2/3/2006 L 0-3 at NJ	3/31/2012 L 0-5 NJ
12/26/1984 W 5-3 NJ	10/28/1992 L 3-4* NJ	2/13/1999 L 4-6 at NJ	4/11/2006 OT 3-4* NJ	2/12/2013 W 4-2 at NJ
2/14/1985 W 4-0 at NJ	12/27/1992 L 2-6 at NJ	4/6/1999 W 4-2 NJ	10/6/2006 L 0-4 NJ	3/9/2013 W 6-3 NJ
3/1/1985 W 4-1 at NJ	3/3/1993 L 4-7 NJ	10/29/1999 L 2-4 NJ	11/7/2006 OT 2-3** at NJ	3/21/2013 L 1-4 NJ
10/17/1985 W 4-3* at NJ	12/22/1993 W 6-3 NJ	1/17/2000 L 2-5 at NJ	3/15/2007 L 2-3 NJ	11/27/2013 W 4-3 at NJ
12/21/1985 W 7-6 NJ	12/28/1993 L 2-4 at NJ	1/28/2000 W 4-3* NJ	3/17/2007 W 7-2 at NJ	11/29/2013 L 2-5 NJ
2/9/1986 L 3-6 NJ	2/26/1994 T 1-1* NJ	3/21/2000 W 5-0 at NJ	1/10/2008 L 1-4 NJ	3/8/2014 L 4-5 at NJ
1/12/1987 L 5-7 at NJ	3/10/1994 L 0-4 at NJ	10/27/2000 T 3-3* NJ	2/9/2008 L 1-6 at NJ	4/5/2014 L 1-3 NJ
2/18/1987 W 6-3 at NJ	1/22/1995 T 2-2* NJ	11/18/2000 OTL 2-3* at NJ	2/18/2008 L 1-5 at NJ	



# NEW YORK ISLANDERS

## 2014-15 SCHEDULE

10/10/14	.....at CAR	.....7 p.m.
10/11/14	.....at NYI	.....7 p.m.
2/17/15	.....at CAR	.....7 p.m.
2/28/15	.....at NYI	.....5 p.m.

## HURRICANES vs. NY ISLANDERS

ALL-TIME:	GP: 124	64-44-14-2	GF: 405	GA: 372
at home:	GP: 62	32-22-7-1	GF: 218	GA: 194
on road:	GP: 62	32-22-7-1	GF: 187	GA: 178
in overtime:	GP: 20	6-6-8		

Owner/Governor	.....Charles B. Wang
General manager, Alternate governor & President	.....Garth Snow
Head coach	.....Jack Capuano
Assistant general manager & assistant coach	.....Doug Wight
Assistant coaches	.....Greg Cronin, Bob Corkum, Matt Bertani
Goaltending coach	.....Mike Dunham
Director of communications	.....Kimber Auerbach
Communications manager	.....Jesse Eisenberg
General office	.....516/501-6700

Inaugural season	.....1972-73
Stanley Cup titles	.....4 (1980, 1981, 1982, 1983)
Home ice	.....Nassau Veterans' Memorial Coliseum (1972)
Building capacity	.....16,234
2013-14 record	.....34-37-11
AHL affiliate	.....Bridgeport Sound Tigers

## 2013-14 SERIES RECAP

### HURRICANES WIN SEASON SERIES: 3-1-0

At CAROLINA HURRICANES	Attend	Goaltenders	Winning Goal
25 Mar '14 Hurricanes 4 Islanders 5	15,176	Ward, Khudobin vs Nilsson	Matt Martin
07 Nov '13 Hurricanes 1 Islanders 0	11,541	Peters vs Poulin	Radek Dvorak

### SERIES STATISTICS

HURRICANES SPECIALTY TEAMS			ISLANDERS SPECIALTY TEAMS		
Power Play	.....3-11	27.3%	Power Play	.....3-13	23.1%
Penalty Killing	.....10-13	76.9%	Penalty Killing	.....8-11	72.7%

### GOALTENDING

HURRICANES	GP	Min	W-L-OT	SO	GA	SA	SV	GAA	SV%
Justin Peters	1	60	1-0-0	1	0	21	21	0.00	1.000
Anton Khudobin	2	113	1-1-0	0	4	63	59	2.13	.937
Cam Ward	2	66	1-0-0	0	6	34	28	5.44	.824

## ALL-TIME SEASON SERIES RECORDS

YEAR	OVERALL	HOME	ROAD	YEAR	OVERALL	HOME	ROAD	YEAR	OVERALL	HOME	ROAD
1979-80	1-3-0	1-1-0	0-2-0	1991-92	1-2-0	1-1-0	0-1-0	2003-04	2-2-0-0	0-2-0-0	2-0-0-0
1980-81	0-2-2	0-0-2	0-2-0	1992-93	1-2-1	1-1-0	0-1-1	2005-06	3-1-0	2-0-0	1-1-0
1981-82	0-2-1	0-1-1	0-1-0	1993-94	2-1-1	1-0-1	1-1-0	2006-07	2-1-1	2-0-0	0-1-1
1982-83	1-2-0	0-1-0	1-1-0	1994-95	2-1-0	2-0-0	0-1-0	2007-08	2-2-0	0-2-0	2-0-0
1983-84	2-1-0	2-0-0	0-1-0	1995-96	3-0-1	2-0-0	1-0-1	2008-09	4-0-0	2-0-0	2-0-0
1984-85	1-1-1	0-1-0	1-0-1	1996-97	1-2-1	0-1-1	1-1-0	2009-10	2-0-2	1-0-1	1-0-1
1985-86	1-2-0	0-2-0	1-0-0	1997-98	2-2-0	1-1-0	1-1-0	2010-11	4-0-0	2-0-0	2-0-0
1986-87	2-1-0	1-0-0	1-1-0	1998-99	5-0-0	2-0-0	3-0-0	2011-12	0-2-2	0-1-1	0-1-1
1987-88	1-2-0	1-1-0	0-1-0	1999-00	3-1-0-0	1-1-0-0	2-0-0-0	2012-13	3-0-0	1-0-0	2-0-0
1988-89	2-1-0	1-0-0	1-1-0	2000-01	3-1-0-0	2-0-0-0	1-1-0-0	2013-14	3-1-0	1-1-0	2-0-0
1989-90	2-1-0	1-1-0	1-0-0	2001-02	1-1-0-2	0-1-0-1	1-0-0-1				
1990-91	0-2-1	0-1-0	0-1-1	2002-03	2-2-0-0	1-1-0-0	1-1-0-0				

## ALL-TIME SEASON GAME RESULTS (\*Overtime \*\*Shootout)

10/20/1979	L	1-6	at NYI	1/31/1987	L	2-4	at NYI	3/14/1995	W	6-4	NYI	3/1/2001	W	3-1	at NYI	1/22/2008	L	3-6	NYI
10/26/1979	L	1-2	NYI	1/21/1988	W	4-3	NYI	3/25/1995	W	5-1	NYI	3/18/2001	W	2-1	NYI	10/25/2008	W	4-3	at NYI
1/26/1980	L	2-3	at NYI	2/20/1988	L	0-3	at NYI	12/6/1995	W	7-4	NYI	10/17/2001	L	0-4	NYI	2/19/2009	W	6-2	at NYI
2/3/1980	W	5-3	NYI	2/21/1988	L	2-7	NYI	12/16/1995	T	3-3*	at NYI	10/18/2001	OTL	1-2*	at NYI	3/20/2009	W	5-4	NYI
10/19/1980	T	3-3	NYI	2/4/1989	L	3-5	at NYI	1/17/1996	W	6-3	at NYI	10/26/2001	OTL	2-3*	NYI	4/7/2009	W	9-0	NYI
11/20/1980	L	0-5	at NYI	2/28/1989	W	3-1	at NYI	3/30/1996	W	3-1	NYI	4/8/2002	W	2-1	at NYI	10/21/2009	OT	3-4**	at NYI
12/27/1980	T	5-5	NYI	3/14/1989	W	8-2	NYI	10/17/1996	W	3-1	at NYI	10/22/2002	W	4-1	at NYI	11/13/2009	OT	3-4*	NYI
1/3/1981	L	1-8	at NYI	12/6/1989	L	3-4	NYI	10/30/1996	T	2-2*	NYI	10/30/2002	W	4-2	NYI	1/28/2010	W	4-1	NYI
10/29/1981	T	6-6	NYI	1/23/1990	W	4-2	NYI	1/24/1997	L	2-5	NYI	12/28/2002	L	0-3	at NYI	2/6/2010	W	3-1	at NYI
2/14/1982	L	1-9	NYI	3/6/1990	W	4-2	at NYI	4/11/1997	L	4-6	at NYI	4/6/2003	L	1-2	NYI	11/3/2010	W	7-2	NYI
3/27/1982	L	4-5	at NYI	12/20/1990	L	2-4	at NYI	11/7/1997	L	2-3	NYI	11/26/2003	W	2-0	at NYI	1/26/2011	W	4-2	at NYI
12/26/1982	L	2-3	NYI	1/29/1991	L	1-8	NYI	12/3/1997	W	5-3	NYI	1/23/2004	L	2-3	NYI	3/18/2011	W	3-2*	NYI
1/18/1983	L	1-8	at NYI	2/3/1991	T	1-1*	at NYI	1/10/1998	W	2-1*	at NYI	3/27/2004	W	3-2	at NYI	4/2/2011	W	4-2	at NYI
2/12/1983	W	4-2	at NYI	12/17/1991	L	2-4	NYI	1/30/1998	L	0-2	at NYI	4/2/2004	L	4-6	NYI	1/3/2012	OT	3-4**	NYI
11/15/1983	L	4-6	at NYI	12/29/1991	W	6-4	NYI	11/5/1998	W	6-3	at NYI	10/8/2005	L	2-3	at NYI	1/21/2012	OT	1-2*	at NYI
1/5/1984	W	4-2	NYI	1/9/1992	L	1-2	at NYI	11/28/1998	W	3-1	at NYI	1/6/2006	W	4-1	NYI	1/31/2012	L	2-5	NYI
3/18/1984	W	5-4	NYI	10/24/1992	L	2-4	at NYI	2/21/1999	W	4-1	NYI	1/7/2006	W	3-0	at NYI	2/18/2012	L	3-4	at NYI
12/8/1984	W	4-3	at NYI	2/28/1993	L	6-7*	NYI	3/24/1999	W	2-1	NYI	1/19/2006	W	4-3	NYI	2/11/2013	W	6-4	at NYI
12/21/1984	L	0-1	NYI	4/13/1993	T	3-3*	at NYI	4/10/1999	W	6-1	at NYI	10/21/2006	OT	3-4*	at NYI	2/24/2013	W	4-2	at NYI
2/16/1985	T	4-4*	at NYI	4/14/1993	W	5-4*	NYI	10/30/1999	W	4-0	at NYI	11/22/2006	L	2-4	at NYI	4/23/2013	W	4-3**	NYI
12/23/1985	L	3-6	NYI	11/6/1993	L	3-5	at NYI	11/10/1999	L	0-2	NYI	12/22/2006	W	5-1	NYI	10/19/2013	W	4-3	at NYI
12/26/1985	W	4-3	at NYI	1/1/1994	W	4-3	at NYI	2/8/2000	W	4-3	at NYI	1/6/2007	W	4-2	NYI	11/7/2013	W	1-0	NYI
3/13/1986	L	2-3	NYI	1/8/1994	W	6-0	NYI	3/26/2000	W	4-1	NYI	10/27/2007	W	8-3	at NYI	1/4/2014	W	3-2	at NYI
11/5/1986	W	3-2	NYI	4/6/1994	T	3-3*	NYI	12/19/2000	L	1-2	at NYI	12/31/2007	L	1-4	NYI	3/25/2014	L	4-5	NYI
11/22/1986	W	6-3	at NYI	3/7/1995	L	1-3	at NYI	1/7/2001	W	5-2	NYI	1/21/2008	W	3-2*	at NYI				



# NEW YORK RANGERS

## 2014-15 SCHEDULE

10/16/14	..... at NYR	7 p.m.
12/20/14	..... at CAR	7 p.m.
12/21/14	..... at NYR	7 p.m.
1/31/15	..... at NYR	7 p.m.
3/21/15	..... at CAR	7 p.m.

## HURRICANES vs. NY RANGERS

ALL-TIME:	GP: 123	51-59-13	GF: 342	GA: 400
at home:	GP: 61	32-24-5	GF: 193	GA: 183
on road:	GP: 62	19-35-8	GF: 149	GA: 217
in overtime:	GP: 17	6-5-6		

Executive chairman, Madison Square Garden Company ..... James L. Dolan  
President/General manager ..... Glen Sather  
Head coach ..... Alain Vigneault  
Associate coach ..... Scott Arniel  
Assistant coaches ..... Ulf Samuelsson, Darryl Williams  
Assistant coach & goaltending coach ..... Benoit Allaire  
Senior vice president, public relations & player recruitment ..... John Rosasco  
Director, public relations ..... Ryan Nissan  
Coordinator of public relations ..... Michael Rappaport  
General office ..... 212/465-6486

Inaugural season ..... 1926-27  
Stanley Cup titles ..... 4 (1928, 1933, 1940, 1994)  
Home ice ..... Madison Square Garden (1968)  
Building capacity ..... 18,200  
2013-14 record ..... 45-31-6  
AHL affiliate ..... Hartford Wolf Pack

## 2013-14 SERIES RECAP

### RANGERS WIN SEASON SERIES: 3-1-0

At CAROLINA HURRICANES	Attend	Goaltenders	Winning Goal
11 Mar '14 Hurricanes 3 Rangers 1	15,667	Ward vs Lundqvist	Jordan Staal
07 Mar '14 Hurricanes 2 Rangers 4	17,547	Khudobin vs Lundqvist	Derek Stepan

At NEW YORK RANGERS	Attend	Goaltenders	Winning Goal
08 Apr '14 Hurricanes 1 Rangers 4	18,006	Ward vs Lundqvist	Benoit Pouliot
02 Nov '13 Hurricanes 1 Rangers 5	18,006	Peters vs Lundqvist	Carl Hagelin

### SERIES STATISTICS

HURRICANES SPECIALTY TEAMS	RANGERS SPECIALTY TEAMS
Power Play ..... 1-11 ..... 9.1%	Power Play ..... 4-14 ..... 28.6%
Penalty Killing ..... 10-14 ..... 71.4%	Penalty Killing ..... 10-11 ..... 90.9%

### HURRICANES LEADING SCORERS

	GP	G	A	TP	+/-	PM
Jordan Staal	4	2	1	3	2	2
Jiri Tlustý	3	1	2	3	1	0

### RANGERS LEADING SCORER

	GP	G	A	TP	+/-	PM
Derek Stepan	4	5	2	7	2	0

### GOALTENDING

HURRICANES	GP	Min	W-L-OT	SO	GA	SA	SV	GAA	SV%
Cam Ward	2	120	1-1-0	0	5	61	56	2.50	.918
Anton Khudobin	1	59	0-1-0	0	3	43	40	3.03	.930
Justin Peters	1	60	0-1-0	0	5	38	33	5.00	.868

RANGERS	GP	Min	W-L-OT	SO	GA	SA	SV	GAA	SV%
Henrik Lundqvist	4	238	3-1-0	0	7	115	108	1.76	.939

## ALL-TIME SEASON SERIES RECORDS

YEAR	OVERALL	HOME	ROAD	YEAR	OVERALL	HOME	ROAD	YEAR	OVERALL	HOME	ROAD
1979-80	1-2-1	1-1-0	0-1-1	1991-92	1-2-0	1-1-0	0-1-0	2003-04	2-1-1-0	2-0-0-0	0-1-1-0
1980-81	1-3-0	1-1-0	0-2-0	1992-93	1-1-1	0-0-1	1-1-0	2005-06	3-1-0	2-0-0	1-1-0
1981-82	1-1-1	0-1-1	1-0-0	1993-94	1-3-0	1-1-0	0-2-0	2006-07	1-2-1	1-1-0	0-1-1
1982-83	1-2-0	1-0-0	0-2-0	1994-95	1-2-0	0-1-0	1-1-0	2007-08	2-2-0	1-1-0	1-1-0
1983-84	2-1-0	2-0-0	0-1-0	1995-96	2-1-1	1-1-0	1-0-1	2008-09	2-1-1	2-0-0	0-1-1
1984-85	1-0-2	0-0-1	1-0-1	1996-97	2-2-0	2-0-0	0-2-0	2009-10	2-2-0	0-2-0	2-0-0
1985-86	2-1-0	1-1-0	1-0-0	1997-98	1-3-0	1-1-0	0-2-0	2010-11	2-0-2	1-0-1	1-0-1
1986-87	3-0-0	1-0-0	2-0-0	1998-99	3-2-0	1-1-0	2-1-0	2011-12	0-4-0	0-2-0	0-2-0
1987-88	1-2-0	1-1-0	0-1-0	1999-00	1-3-0-0	1-1-0-0	0-2-0-0	2012-13	0-1-2	0-1-1	0-0-1
1988-89	2-1-0	1-0-0	1-1-0	2000-01	3-1-0-0	1-1-0-0	2-0-0-0	2013-14	1-3-0	1-1-0	0-2-0
1989-90	1-2-0	1-1-0	0-1-0	2001-02	3-1-0-0	2-0-0-0	1-1-0-0				
1990-91	1-2-0	1-0-0	0-2-0	2002-03	0-4-0-0	0-2-0-0	0-2-0-0				

## ALL-TIME SEASON GAME RESULTS (\*Overtime \*\*Shootout)

10/28/1979	T	2-2	at	NYR	4/4/1987	W	5-3	NYR	4/20/1995	L	2-3	at	NYR	4/4/2001	W	3-1	at	NYR	12/13/2008	OT	2-3**	at	NYR	
12/7/1979	L	4-7		NYR	10/10/1987	L	2-6	NYR	10/7/1995	W	2-0		NYR	10/5/2001	W	3-1		NYR	1/27/2009	L	2-3	at	NYR	
1/7/1980	L	2-5	at	NYR	3/5/1988	W	3-1	NYR	10/16/1995	W	7-5	at	NYR	11/2/2001	W	3-2		NYR	3/9/2009	W	3-0		NYR	
2/18/1980	W	6-4		NYR	3/20/1988	L	1-2	at	NYR	11/11/1995	L	1-4		NYR	11/29/2001	L	0-5	at	NYR	4/2/2009	W	4-2	NYR	
11/16/1980	L	3-7	at	NYR	10/12/1988	W	4-3	at	NYR	12/22/1995	T	3-3*	at	NYR	12/10/2001	W	4-3*	at	NYR	12/21/2009	L	1-3	NYR	
2/22/1981	W	6-5		NYR	12/8/1988	W	5-4		NYR	12/16/1996	L	2-5	at	NYR	10/9/2002	L	1-4		NYR	12/31/2009	L	1-2	NYR	
3/14/1981	L	2-6	at	NYR	1/2/1989	L	4-5	at	NYR	2/5/1997	L	2-5	at	NYR	11/25/2002	L	1-3	at	NYR	1/2/2010	W	2-1*	at	NYR
3/21/1981	L	4-6		NYR	10/19/1989	L	3-7	at	NYR	2/21/1997	W	7-2		NYR	12/31/2002	L	0-2		NYR	1/27/2010	W	5-1	at	NYR
12/6/1981	W	5-3	at	NYR	11/18/1989	L	2-3		NYR	3/29/1997	W	2-1		NYR	1/8/2003	L	1-5	at	NYR	10/29/2010	W	4-3	at	NYR
2/13/1982	L	2-3		NYR	3/3/1990	W	6-4	NYR	10/20/1997	L	2-4	at	NYR	10/18/2003	T	2-2*	at	NYR	1/5/2011	OT	1-2*	at	NYR	
4/3/1982	T	3-3		NYR	10/6/1990	W	5-4		NYR	11/21/1997	L	3-4		NYR	10/30/2003	L	1-4	at	NYR	1/20/2011	W	4-1		NYR
12/1/1982	L	1-6	at	NYR	1/13/1991	L	3-4	at	NYR	1/6/1998	L	2-4	at	NYR	11/6/2003	W	6-3		NYR	2/22/2011	OT	3-4**		NYR
12/4/1982	W	5-2		NYR	2/15/1991	L	3-5	at	NYR	3/26/1998	W	4-1		NYR	1/8/2004	W	3-2		NYR	11/11/2011	L	1-5	at	NYR
2/23/1983	L	3-11	at	NYR	10/12/1991	W	5-2		NYR	10/30/1998	L	0-1	at	NYR	11/17/2005	W	5-1		NYR	12/1/2011	L	3-5		NYR
11/26/1983	W	4-3*		NYR	12/14/1991	L	2-6		NYR	12/23/1998	W	1-0	at	NYR	11/19/2005	L	3-4	at	NYR	3/1/2012	L	2-3		NYR
3/31/1984	W	5-3		NYR	3/1/1992	L	4-9	at	NYR	12/26/1998	L	3-6		NYR	3/6/2006	W	2-1	at	NYR	3/13/2012	L	2-4	at	NYR
4/1/1984	L	0-2	at	NYR	10/12/1992	L	2-6	at	NYR	1/28/1999	W	3-2*		NYR	3/14/2006	W	5-3		NYR	3/18/2013	OT	1-2**	at	NYR
10/11/1984	T	4-4*		NYR	12/19/1992	T	4-4*		NYR	2/12/1999	W	3-1	at	NYR	11/15/2006	W	2-1		NYR	4/6/2013	L	1-4		NYR
2/9/1985	T	2-2*		NYR	4/5/1993	W	5-4	at	NYR	10/8/1999	L	1-3	at	NYR	11/21/2006	L	0-4	at	NYR	4/25/2013	OT	3-4*		NYR
2/21/1985	W	4-3*	at	NYR	10/30/1993	L	1-4		NYR	1/9/2000	W	1-0		NYR	2/15/2007	L	1-4		NYR	11/2/2013	L	1-5	at	NYR
10/12/1985	W	8-2		NYR	12/15/1993	L	2-5	at	NYR	1/18/2000	L	2-3	at	NYR	3/11/2007	L	1-2**	at	NYR	3/7/2014	L	2-4		NYR
1/20/1986	W	5-0	at	NYR	2/19/1994	W	4-2		NYR	1/20/2000	L	1-4		NYR	12/3/2007	W	4-0	at	NYR	3/11/2014	W	3-1		NYR
2/1/1986	L	1-3		NYR	3/16/1994	L	0-4	at	NYR	12/27/2000	W	4-3		NYR	12/26/2007	L	2-4	at	NYR	4/8/2014	L	1-4	at	NYR
12/21/1986	W	4-3*	at	NYR	2/24/1995	W	2-1	at	NYR	1/22/2001	L	2-5		NYR	1/29/2008	W	3-1		NYR					
3/18/1987	W	5-3	at	NYR	3/1/1995	L	2-5		NYR	1/24/2001	W	3-2	at	NYR	2/28/2008	L	2-4		NYR					





# OTTAWA SENATORS

## 2014-15 SCHEDULE

1/17/15.....	at OTT .....	7 p.m.
2/16/15.....	at OTT .....	7:30 p.m.
3/17/15.....	at CAR.....	7 p.m.

## HURRICANES vs. OTTAWA

ALL-TIME: .....	GP: 90.....	47-32-11 .....	GF: 249 .....	GA: 232
at home: .....	GP: 44.....	28-11-5 .....	GF: 133 .....	GA: 102
on road: .....	GP: 46.....	19-21-6 .....	GF: 116 .....	GA: 130
in overtime: .....	GP: 17 .....	6-3-8 .....		

Owner/Governor/Chairman .....	Eugene Melnyk
President of hockey operations/General manager .....	Bryan Murray
Head coach.....	Paul MacLean
Assistant coaches .....	Dave Cameron, Mark Reeds
Goaltending coach.....	Rick Wamsley
Senior director, communications .....	Brian Morris
Manager, communications.....	Chris Moore
Coordinator, communications .....	Amanda Nigh
General office.....	613/599-0250

Inaugural season .....	1992-93
Stanley Cup titles .....	None
Home ice .....	Canadian Tire Centre (1996)
Building capacity .....	19,153
2013-14 record .....	37-31-14
AHL affiliate.....	Binghamton Senators

## 2013-14 SERIES RECAP

### HURRICANES WIN SEASON SERIES: 2-0-1 (SENATORS: 1-2-0)

At CAROLINA HURRICANES	Attend	Goaltenders	Winning Goal
25 Jan '14 Hurricanes 6 Senators 3 11,458		Khudobin vs	Riley Nash
		Anderson, Lehner	
24 Nov '13 Hurricanes 4 Senators 1 13,657		Ward vs Lehner	Tuomo Ruutu

### SERIES STATISTICS

HURRICANES SPECIALTY TEAMS	SENATORS SPECIALTY TEAMS
Power Play..... 2-11 .....	18.2%
Penalty Killing..... 6-6 .....	100.0%
	Power Play..... 0-6 .....
	0.0%
	Penalty Killing..... 9-11 .....
	81.8%

### GOALTENDING

HURRICANES	GP	Min	W-L-OT	SO	GA	SA	SV	GAA	SV%
Cam Ward	2	125	1-0-1	0	2	65	63	0.96	.969
Anton Khudobin	1	60	1-0-0	0	3	26	23	3.00	.885

## ALL-TIME SEASON SERIES RECORDS

YEAR	OVERALL	HOME	ROAD	YEAR	OVERALL	HOME	ROAD	YEAR	OVERALL	HOME	ROAD
1992-93	6-1-0	3-0-0	3-1-0	1999-00	1-3-0-0	1-1-0-0	0-2-0-0	2007-08	2-2-0	1-1-0	1-1-0
1993-94	4-0-1	2-0-0	2-0-1	2000-01	3-1-0-0	1-1-0-0	2-0-0-0	2008-09	2-2-0	2-0-0	0-2-0
1994-95	4-0-0	2-0-0	2-0-0	2001-02	0-3-1-0	0-2-0-0	0-1-1-0	2009-10	2-1-1	2-0-0	0-1-1
1995-96	3-1-1	2-1-0	1-0-1	2002-03	0-3-1-0	0-1-1-0	0-2-0-0	2010-11	3-1-0	2-0-0	1-1-0
1996-97	2-2-1	2-0-0	0-2-1	2003-04	1-2-1-0	0-1-1-0	1-1-0-0	2011-12	2-1-1	1-0-1	1-1-0
1997-98	4-2-0	3-0-0	1-2-0	2005-06	2-2-0	1-1-0	1-1-0	2012-13	2-1-0	1-0-0	1-1-0
1998-99	1-1-2	0-0-2	1-1-0	2006-07	1-3-0	0-2-0	1-1-0	2013-14	2-0-1	2-0-0	0-0-1

## ALL-TIME SEASON GAME RESULTS (\*Overtime \*\*Shootout)

10/14/1992 W 4-1 at OTT	11/15/1995 W 3-2 OTT	11/17/1999 W 2-1 OTT	1/20/2004 L 1-3 OTT	12/12/2009 L 2-4 at OTT
10/22/1992 W 5-1 at OTT	1/5/1996 W 4-2 OTT	12/23/1999 L 3-4 at OTT	3/20/2004 W 3-2* at OTT	1/10/2010 W 4-1 OTT
11/19/1992 W 4-2 at OTT	3/22/1996 T 1-1* at OTT	1/4/2000 L 1-2 OTT	10/24/2005 W 3-2 OTT	3/4/2010 W 4-1 OTT
12/9/1992 W 6-2 OTT	11/23/1996 T 3-3* at OTT	2/15/2000 L 1-5 at OTT	11/15/2005 W 2-1 at OTT	4/1/2010 OT 3-4** at OTT
1/28/1993 L 2-5 at OTT	12/28/1996 W 3-2 OTT	11/12/2000 W 4-0 OTT	11/22/2005 L 3-5 OTT	10/14/2010 L 2-3 at OTT
4/3/1993 W 7-3 OTT	2/15/1997 W 2-1 OTT	11/16/2000 W 1-0 at OTT	12/28/2005 L 2-6 at OTT	11/17/2010 W 7-1 OTT
4/7/1993 W 6-1 at OTT	2/16/1997 L 2-4 at OTT	12/3/2000 L 0-2 OTT	11/4/2006 W 3-2 at OTT	12/29/2010 W 4-0 at OTT
11/10/1993 W 4-3* OTT	4/9/1997 L 4-5 at OTT	4/1/2001 W 3-2* at OTT	11/28/2006 L 1-4 OTT	3/22/2011 W 4-3 OTT
11/29/1993 W 4-2 at OTT	10/4/1997 L 2-3 at OTT	10/9/2001 L 2-6 OTT	2/27/2007 L 2-4 OTT	10/25/2011 OT 2-3** OTT
12/23/1993 W 2-1 at OTT	11/9/1997 W 4-1 OTT	11/15/2001 T 1-1* at OTT	2/28/2007 L 0-2 at OTT	11/27/2011 L 3-4 at OTT
12/26/1993 W 3-2* OTT	12/16/1997 W 2-1 OTT	12/18/2001 L 1-5 OTT	10/11/2007 W 5-3 at OTT	12/23/2011 W 2-1* OTT
1/27/1994 T 1-1* at OTT	12/18/1997 L 2-3 at OTT	4/2/2002 L 3-4 at OTT	12/12/2007 L 0-6 OTT	4/3/2012 W 2-1 at OTT
1/25/1995 W 4-1 OTT	1/5/1998 W 4-1 OTT	10/23/2002 L 1-4 at OTT	1/17/2008 L 1-5 at OTT	2/1/2013 W 1-0 OTT
2/1/1995 W 2-1 at OTT	1/22/1998 W 4-2 at OTT	11/19/2002 T 4-4* OTT	3/16/2008 W 5-1 OTT	2/7/2013 W 3-2* at OTT
2/28/1995 W 6-3 at OTT	10/24/1998 W 3-1 at OTT	12/7/2002 L 2-5 at OTT	11/7/2008 W 2-1 OTT	4/16/2013 L 2-3 at OTT
4/12/1995 W 4-2 OTT	12/18/1998 L 1-5 at OTT	3/18/2003 L 5-6 OTT	1/13/2009 L 1-5 at OTT	11/24/2013 W 4-1 OTT
11/2/1995 L 0-5 OTT	1/4/1999 T 4-4* OTT	11/20/2003 L 1-6 at OTT	2/24/2009 L 2-4 at OTT	1/25/2014 W 6-3 OTT
11/4/1995 W 5-4 at OTT	4/17/1999 T 1-1* OTT	1/11/2004 T 2-2* OTT	3/25/2009 W 2-1 OTT	3/31/2014 OT 1-2** at OTT



# PHILADELPHIA FLYERS

## 2014-15 SCHEDULE

12/13/14	.....at PHI	1 p.m.
1/2/15	.....at CAR	7 p.m.
2/24/15	.....at CAR	7 p.m.
4/4/15	.....at CAR	1 p.m.
4/9/15	.....at PHI	7 p.m.

Chairman .....	Ed Snider
General manager .....	Ron Hextall
Head coach .....	Craig Berube
Assistant coaches .....	Gord Murphy, Joe Mullen, Ian Laperriere
Goaltending coach .....	Jeff Reese
Senior director of communications .....	Zack Hill
Director of public relations .....	Joe Siville
Manager of broadcasting & media services .....	Brian Smith
General office .....	215/465-4500

Inaugural season .....	1967-68
Stanley Cup titles .....	2 (1974, 1975)
Home ice .....	Wells Fargo Center (1996)
Building capacity .....	19,538
2013-14 record .....	42-30-10
AHL affiliate .....	Lehigh Valley Phantoms

## 2013-14 SERIES RECAP

### HURRICANES WIN SEASON SERIES: 4-0-0 (FLYERS: 0-2-2)

At CAROLINA HURRICANES	Attend	Goaltenders	Winning Goal
05 Nov '13 Hurricanes 2 Flyers 1 (OT)	15,519	Peters vs Mason	Manny Malhotra
06 Oct '13 Hurricanes 2 Flyers 1	16,088	Khudobin vs Mason	Radek Dvorak

### SERIES STATISTICS

HURRICANES SPECIALTY TEAMS			FLYERS SPECIALTY TEAMS		
Power Play.....	1-14	7.1%	Power Play.....	3-10	30.0%
Penalty Killing.....	7-10	70.0%	Penalty Killing.....	13-14	92.9%

### GOALTENDING

HURRICANES	GP	Min	W-L-OT	SO	GA	SA	SV	GAA	SV%
Anton Khudobin	3	185	3-0-0	0	8	86	78	2.60	.907
Justin Peters	1	62	1-0-0	0	1	29	28	0.97	.966

## HURRICANES vs. PHILADELPHIA

ALL-TIME: .....	GP: 122	34-64-21-3	GF: 325	GA: 444
at home: .....	GP: 61	18-30-12-1	GF: 180	GA: 218
on road: .....	GP: 61	16-34-9-2	GF: 155	GA: 226
in overtime: .....	GP: 31	5-11-15		

## SERIES RECORDS

Winning streak .....	6	12/22/1990-4/15/1992
Losing streak .....	5 (2x)	Last: 1/24/1993-11/18/1993
Unbeaten streak .....	6	12/22/1990-4/15/1992
Goals scored .....	9	2/25/1984 (W, 9-7)
Goals allowed .....	8 (2x)	Last: 11/11/2010 (L, 1-8)
Goals, both teams .....	16	12/25/1984 (W, 9-7)
Current CAR streak .....	4 wins	
Current PHI streak .....	1 OT / Winless in 4 straight games	

## LAST TRANSACTION

1/13/2013 CAR acquired Luke Pither from PHI in exchange for Brian Boucher and Mark Alt.

At PHILADELPHIA FLYERS			Attend	Goaltenders	Winning Goal
13 Apr '14	Hurricanes 6 Flyers 5 (SO)	19,727	Khudobin vs Heeter	(Eric Staal)	
22 Jan '14	Hurricanes 3 Flyers 2	19,592	Khudobin vs Mason	Jiri Tlustý	

HURRICANES LEADING SCORER			FLYERS LEADING SCORER		
	GP	G A TP +/- PM		GP	G A TP +/- PM
Jiri Tlustý	4	1 4 5 3 0	Claude Giroux	4	1 3 4 -2 0

FLYERS	GP	Min	W-L-OT	SO	GA	SA	SV	GAA	SV%
Steve Mason	3	180	0-2-1	0	7	104	97	2.34	.933
Calvin Heeter	1	64	0-0-1	0	5	38	33	4.69	.868

## ALL-TIME SEASON SERIES RECORDS

YEAR	OVERALL	HOME	ROAD	YEAR	OVERALL	HOME	ROAD	YEAR	OVERALL	HOME	ROAD
1979-80	0-2-2	0-0-2	0-2-0	1991-92	3-0-0	1-0-0	2-0-0	2003-04	0-2-2-0	0-1-1-0	0-1-1-0
1980-81	0-3-1	0-2-0	0-1-1	1992-93	0-3-0	0-2-0	0-1-0	2005-06	2-0-2	1-0-1	1-0-1
1981-82	0-3-0	0-1-0	0-2-0	1993-94	1-3-0	0-2-0	1-1-0	2006-07	2-2-0	1-1-0	1-1-0
1982-83	1-2-0	1-1-0	0-1-0	1994-95	1-2-0	1-1-0	0-1-0	2007-08	1-2-1	0-2-0	1-0-1
1983-84	2-1-0	1-0-0	1-1-0	1995-96	0-3-1	0-1-1	0-2-0	2008-09	1-1-2	0-1-1	1-0-1
1984-85	0-2-1	0-1-1	0-1-0	1996-97	0-3-1	0-2-0	0-1-1	2009-10	0-3-1	0-1-1	0-2-0
1985-86	0-3-0	0-1-0	0-2-0	1997-98	1-2-1	0-1-1	1-1-0	2010-11	1-3-0	1-1-0	0-2-0
1986-87	2-1-0	1-1-0	1-0-0	1998-99	0-2-2	0-1-1	0-1-1	2011-12	1-3-0	0-2-0	1-1-0
1987-88	1-2-0	1-0-0	0-2-0	1999-00	2-2-0-0	1-1-0-0	1-1-0-0	2012-13	0-2-1	0-1-0	0-1-1
1988-89	1-1-1	1-0-1	0-1-0	2000-01	1-2-0-1	1-1-0-0	0-1-0-1	2013-14	4-0-0	2-0-0	2-0-0
1989-90	2-1-0	1-0-0	1-1-0	2001-02	1-2-0-1	1-1-0-0	0-1-0-1				
1990-91	3-0-0	2-0-0	1-0-0	2002-03	0-1-2-1	0-0-1-1	0-1-1-0				

## ALL-TIME SEASON GAME RESULTS (\*Overtime \*\*Shootout)

11/27/1979 L 2-6 at PHI	3/7/1987 W 5-3 PHI	4/28/1995 L 3-4 PHI	12/21/2001 OTL 3-4* at PHI	11/28/2008 W 3-2* at PHI
12/23/1979 L 2-4 at PHI	10/31/1987 W 7-4 PHI	11/5/1995 L 1-6 at PHI	1/6/2002 L 3-4 PHI	12/6/2008 OT 1-2* PHI
12/26/1979 T 4-4 PHI	12/3/1987 L 2-5 at PHI	11/18/1995 L 2-4 PHI	1/27/2002 L 2-4 at PHI	12/11/2008 OT 5-6** at PHI
3/21/1980 T 5-5 PHI	2/15/1988 L 4-5* at PHI	12/23/1995 T 3-3* PHI	3/28/2002 W 4-1 PHI	10/2/2009 L 0-2 PHI
10/26/1980 L 1-6 at PHI	10/22/1988 W 8-6 PHI	3/25/1996 L 0-3 at PHI	11/5/2002 OTL 1-2* PHI	10/31/2009 L 1-6 at PHI
11/8/1980 L 4-5 PHI	12/23/1988 L 4-5 at PHI	12/12/1996 L 2-3 at PHI	11/15/2002 T 1-1* PHI	12/26/2009 OT 3-4** PHI
2/8/1981 T 6-6 at PHI	3/12/1989 T 3-3* PHI	12/14/1996 L 0-4 PHI	2/15/2003 T 2-2* at PHI	1/23/2010 L 2-4 at PHI
3/29/1981 L 1-4 PHI	11/25/1989 W 5-2 PHI	2/19/1997 T 2-2* at PHI	3/13/2003 L 3-5 at PHI	11/1/2010 L 2-3 at PHI
11/12/1981 L 3-5 at PHI	12/14/1989 W 3-2 at PHI	3/2/1997 L 2-5 PHI	10/25/2003 T 4-4* at PHI	11/11/2010 L 1-8 PHI
3/20/1982 L 2-5 PHI	2/1/1990 L 1-2 at PHI	12/23/1997 L 2-4 at PHI	11/18/2003 T 2-2* PHI	2/10/2011 L 1-2 at PHI
3/21/1982 L 3-5 at PHI	12/22/1990 W 1-0 PHI	1/8/1998 T 3-3* PHI	11/28/2003 L 2-4 at PHI	2/18/2011 W 3-2 PHI
12/11/1982 W 7-4 PHI	1/26/1991 W 5-3 PHI	3/28/1998 W 4-2 at PHI	3/23/2004 L 2-4 PHI	10/29/2011 L 1-5 at PHI
1/8/1983 L 4-7 PHI	2/2/1991 W 2-0 at PHI	3/29/1998 L 1-3 PHI	10/28/2005 W 8-6 PHI	11/14/2011 L 3-5 PHI
1/9/1983 L 4-8 at PHI	11/27/1991 W 7-3 at PHI	10/17/1998 T 1-1* PHI	12/29/2005 OT 3-4* PHI	11/21/2011 W 4-2 at PHI
11/6/1983 L 2-4 at PHI	4/12/1992 W 4-2 PHI	11/20/1998 L 1-3 PHI	1/17/2006 W 4-3** at PHI	1/10/2012 L 1-2 PHI
12/4/1983 W 6-5 at PHI	4/15/1992 W 4-3* at PHI	1/9/1999 L 0-2 at PHI	3/8/2006 OT 2-3** at PHI	2/2/2013 L 3-5 at PHI
2/25/1984 W 9-7 PHI	1/24/1993 L 4-5* at PHI	3/30/1999 T 3-3* at PHI	12/19/2006 W 2-1 at PHI	2/9/2013 OT 3-4* at PHI
11/15/1984 L 1-6 at PHI	2/24/1993 L 2-5 PHI	10/7/1999 W 2-0 at PHI	12/31/2006 L 2-5 PHI	4/20/2013 L 3-5 PHI
11/24/1984 T 4-4* PHI	4/16/1993 L 4-5* PHI	11/11/1999 L 1-4 at PHI	2/22/2007 W 3-2* PHI	10/6/2013 W 2-1 PHI
2/26/1985 L 2-3 PHI	10/9/1993 L 2-5 PHI	1/11/2000 L 3-4 PHI	3/28/2007 L 1-5 at PHI	11/5/2013 W 2-1* PHI
10/24/1985 L 0-3 at PHI	11/18/1993 L 3-6 at PHI	4/2/2000 W 1-0 PHI	10/20/2007 OT 2-3* at PHI	1/22/2014 W 3-2 at PHI
11/16/1985 L 2-5 PHI	3/19/1994 W 5-3 at PHI	11/30/2000 W 2-0 PHI	11/21/2007 L 3-6 PHI	4/13/2014 W 6-5** at PHI
11/21/1985 L 0-3 at PHI	4/2/1994 L 5-6 PHI	12/23/2000 OTL 1-2* at PHI	11/28/2007 L 1-3 PHI	
10/18/1986 L 3-6 PHI	1/26/1995 L 2-3 at PHI	1/27/2001 L 3-4 PHI	12/15/2007 W 6-5** at PHI	
12/4/1986 W 2-1 at PHI	3/22/1995 W 4-3 PHI	2/19/2001 L 0-4 at PHI	11/26/2008 L 1-3 PHI	



# PITTSBURGH PENGUINS

## 2014-15 SCHEDULE

11/28/14	.....at PIT	7 p.m.
11/29/14	.....at CAR	7 p.m.
12/31/14	.....at PIT	7 p.m.
3/26/15	.....at CAR	7 p.m.

## HURRICANES vs. PITTSBURGH

ALL-TIME: GP: 129	56-56-16-1	GF: 451	GA: 464
at home: GP: 66	32-27-7	GF: 233	GA: 225
on road: GP: 63	24-29-9-1	GF: 218	GA: 239
in overtime: GP: 24	5-7-12		

Co-owner/Chairman	Mario Lemieux
Executive vice president/General manager	Jim Rutherford
Head coach	Mike Johnston
Assistant coaches	Rick Tocchet, Gary Agnew
Goaltending coach	Mike Bales
Vice president, communications	Tom McMillan
Senior director of communications	Jennifer Bullano
Manager of communications	Jason Seidling
General office	412/642-1300

Inaugural season	1967-68
Stanley Cup titles	3 (1991, 1992, 2009)
Home ice	CONSOL Energy Center (2010)
Building capacity	18,387
2013-14 record	51-24-7
AHL affiliate	Wilkes-Barre/Scranton Penguins

## 2013-14 SERIES RECAP

### PENGUINS WIN SEASON SERIES: 3-1-0 (HURRICANES: 1-2-1)

At CAROLINA HURRICANES	Attend	Goaltenders	Winning Goal
27 Dec '13 Hurricanes 3 Penguins 4 (OT)	18,124	Peters vs Fleury	James Neal
28 Oct '13 Hurricanes 1 Penguins 3	15,042	Peters vs Fleury	Chris Kunitz

### SERIES STATISTICS

HURRICANES SPECIALTY TEAMS				PENGUINS SPECIALTY TEAMS			
Power Play	2-9	22.2%		Power Play	2-8	25.0%	
Penalty Killing	6-8	75.0%		Penalty Killing	7-9	77.8%	

### GOALTENDING

HURRICANES	GP	Min	W-L-OT	SO	GA	SA	SV	GAA	SV%
Anton Khudobin	1	60	1-0-0	0	1	31	30	1.00	.968
Justin Peters	2	120	0-1-1	0	7	55	48	3.51	.873
Cam Ward	1	60	0-1-0	0	5	37	32	5.02	.865

At PITTSBURGH PENGUINS	Attend	Goaltenders	Winning Goal
01 Apr '14 Hurricanes 4 Penguins 1	18,635	Khudobin vs Fleury	Elias Lindholm
08 Oct '13 Hurricanes 2 Penguins 5	18,451	Ward vs Fleury	Jussi Jokinen

### HURRICANES LEADING SCORER

	GP	G	A	TP	+/-	PM
Nathan Gerbe	4	3	1	4	0	6

### PENGUINS LEADING SCORERS

	GP	G	A	TP	+/-	PM
Jussi Jokinen	4	3	3	6	1	0
Sidney Crosby	4	1	5	6	4	2

PENGUINS	GP	Min	W-L-OT	SO	GA	SA	SV	GAA	SV%
Marc-Andre Fleury	4	241	3-1-0	0	10	117	107	2.49	.915

## ALL-TIME SEASON SERIES RECORDS

YEAR	OVERALL	HOME	ROAD	YEAR	OVERALL	HOME	ROAD	YEAR	OVERALL	HOME	ROAD
1979-80	2-1-1	2-0-0	0-1-1	1991-92	2-0-1	0-0-1	2-0-0	2003-04	2-0-1-1	2-0-0-0	0-0-1-1
1980-81	2-2-0	1-1-0	1-1-0	1992-93	0-3-0	0-2-0	0-1-0	2005-06	3-1-0	1-1-0	2-0-0
1981-82	0-2-1	0-1-0	0-1-1	1993-94	1-4-0	1-2-0	0-2-0	2006-07	3-1-0	2-0-0	1-1-0
1982-83	0-3-0	0-2-0	0-1-0	1994-95	2-2-0	1-1-0	1-1-0	2007-08	2-1-1	2-0-0	0-1-1
1983-84	1-2-0	0-1-0	1-1-0	1995-96	2-3-1	2-0-1	0-3-0	2008-09	2-2-0	1-1-0	1-1-0
1984-85	2-1-0	2-0-0	0-1-0	1996-97	1-2-2	1-2-0	0-0-2	2009-10	3-0-1	1-0-1	2-0-0
1985-86	2-1-0	1-0-0	1-1-0	1997-98	0-6-0	0-3-0	0-3-0	2010-11	1-2-1	1-1-0	0-1-1
1986-87	3-0-0	2-0-0	1-0-0	1998-99	1-2-1	0-1-1	1-1-0	2011-12	1-2-1	1-1-0	0-1-1
1987-88	1-2-0	1-0-0	0-2-0	1999-00	2-2-0-0	1-1-0-0	1-1-0-0	2012-13	1-2-0	1-1-0	0-1-0
1988-89	2-1-0	1-1-0	1-0-0	2000-01	3-1-0-0	1-1-0-0	2-0-0-0	2013-14	1-2-1	0-1-1	1-1-0
1989-90	2-0-1	1-0-0	1-0-1	2001-02	2-0-2-0	0-0-2-0	2-0-0-0				
1990-91	2-1-0	1-1-0	1-0-0	2002-03	2-2-0-0	1-1-0-0	1-1-0-0				

## ALL-TIME SEASON GAME RESULTS (\*Overtime \*\*Shootout)

10/13/1979 T 3-3 at PIT	1/9/1988 W 5-4* PIT	4/23/1995 L 2-4 PIT	10/18/2000 W 3-2 at PIT	2/2/2008 L 1-4 at PIT
11/30/1979 W 7-5 PIT	2/6/1988 L 4-5 at PIT	10/20/1995 T 2-2* PIT	11/22/2000 W 3-1 at PIT	2/14/2008 W 4-2 PIT
1/17/1980 W 7-1 PIT	4/3/1988 L 2-4 at PIT	12/9/1995 L 0-6 at PIT	3/23/2001 W 5-3 PIT	10/23/2008 L 1-4 at PIT
4/2/1980 L 4-6 at PIT	12/26/1988 L 3-4* PIT	12/28/1995 L 4-9 at PIT	4/8/2001 L 4-6 PIT	12/4/2008 L 2-5 PIT
10/15/1980 W 5-2 at PIT	2/26/1989 W 8-6 PIT	2/23/1996 L 4-5 at PIT	11/6/2001 T 2-2* PIT	1/20/2009 W 2-1 at PIT
12/26/1980 W 9-7 PIT	3/30/1989 W 9-5 at PIT	3/13/1996 W 3-2 PIT	12/16/2001 W 7-0 at PIT	4/4/2009 W 3-2* PIT
2/19/1981 L 2-6 at PIT	12/19/1989 W 8-4 at PIT	4/8/1996 W 5-4 PIT	2/5/2002 T 3-3* PIT	10/14/2009 OT 2-3** PIT
4/5/1981 L 4-5 PIT	3/25/1990 W 4-2 PIT	10/8/1996 W 7-3 PIT	3/7/2002 W 3-1 at PIT	12/7/2009 W 3-2 at PIT
1/2/1982 L 4-9 at PIT	3/27/1990 T 3-3* at PIT	11/22/1996 L 1-7 PIT	11/9/2002 W 3-2 PIT	3/11/2010 W 4-3* PIT
1/3/1982 L 4-6 PIT	11/29/1990 W 6-4 at PIT	12/3/1996 T 4-4* at PIT	1/15/2003 L 0-2 PIT	3/20/2010 W 3-2* at PIT
2/10/1982 T 3-3 at PIT	12/8/1990 W 3-1 PIT	1/15/1997 L 0-3 PIT	3/6/2003 W 4-0 at PIT	10/30/2010 L 0-3 PIT
11/17/1982 L 3-4 at PIT	3/9/1991 L 2-5 PIT	4/3/1997 T 5-5* at PIT	4/2/2003 L 2-3 at PIT	11/19/2010 OT 4-5** at PIT
12/21/1982 L 2-3 PIT	11/2/1991 W 6-5 at PIT	10/3/1997 L 3-4 PIT	10/22/2003 T 1-1* at PIT	1/22/2011 L 2-3 at PIT
3/12/1983 L 2-7 PIT	2/27/1992 W 8-4 at PIT	10/11/1997 L 1-4 at PIT	11/29/2003 W 4-3 PIT	2/25/2011 W 4-1 PIT
10/15/1983 W 6-4 at PIT	3/22/1992 T 2-2* PIT	11/26/1997 L 2-3 at PIT	12/18/2003 W 2-1* PIT	11/12/2011 W 5-3 PIT
12/13/1983 L 2-3 at PIT	10/17/1992 L 3-7 PIT	12/31/1997 L 2-3 at PIT	3/19/2004 OTL 3-4* at PIT	12/3/2011 L 2-3 PIT
3/17/1984 L 2-4 PIT	2/21/1993 L 3-4 PIT	1/12/1998 L 1-4 PIT	10/7/2005 W 3-2** PIT	12/27/2011 L 2-4 at PIT
11/22/1984 W 9-3 PIT	4/1/1993 L 2-10 at PIT	4/16/1998 L 1-4 PIT	10/29/2005 W 5-3 at PIT	1/17/2012 OT 1-2** at PIT
12/28/1984 L 0-4 at PIT	10/16/1993 L 3-5 at PIT	12/4/1998 T 3-3* PIT	2/10/2006 L 3-4 PIT	2/28/2013 W 4-1 PIT
3/17/1985 W 4-3 PIT	12/4/1993 L 6-7* PIT	1/7/1999 L 2-4 at PIT	3/4/2006 W 7-5 at PIT	4/9/2013 L 3-5 PIT
10/29/1985 W 4-3 at PIT	1/24/1994 W 7-2 PIT	1/26/1999 W 5-3 at PIT	10/14/2006 W 5-1 at PIT	4/27/2013 L 3-8 at PIT
12/14/1985 W 5-4 PIT	2/17/1994 L 4-6 at PIT	3/10/1999 L 2-3* PIT	11/11/2006 W 6-2 PIT	10/8/2013 L 2-5 at PIT
3/1/1986 L 1-5 at PIT	3/13/1994 L 2-3 PIT	10/23/1999 W 3-2 at PIT	1/2/2007 L 0-3 at PIT	10/28/2013 L 1-3 PIT
10/28/1986 W 5-2 PIT	2/16/1995 L 2-5 at PIT	11/27/1999 W 5-3 PIT	3/2/2007 W 3-2 PIT	12/27/2013 OT 3-4* PIT
2/3/1987 W 8-6 at PIT	2/18/1995 W 4-2 PIT	12/15/1999 L 3-6 PIT	10/5/2007 W 4-1 PIT	4/1/2014 W 4-1 at PIT
3/28/1987 W 5-4 PIT	4/5/1995 W 8-4 at PIT	4/3/2000 L 2-3 at PIT	10/19/2007 OT 3-4** at PIT	



# SAN JOSE SHARKS

## 2014-15 SCHEDULE

11/16/14 .....at CAR ..... 5 p.m.  
2/7/15 .....at SJ ..... 10:30 p.m.

## HURRICANES vs. SAN JOSE

ALL-TIME: ..... GP: 30 ..... 16-14-0 ..... GF: 94 ..... GA: 98  
at home: ..... GP: 15 ..... 9-6-0 ..... GF: 49 ..... GA: 37  
on road: ..... GP: 15 ..... 7-8-0 ..... GF: 45 ..... GA: 61  
in overtime: ..... GP: 2 ..... 2-0-0

Ownership ..... Sharks Sports & Entertainment  
General manager ..... Doug Wilson  
Head coach ..... Todd McLellan  
Associate coach ..... Larry Robinson  
Assistant coaches ..... Jim Johnson, Jay Woodcroft  
Goaltending development coach ..... Corey Schwab  
Director of media relations ..... Scott Emmert  
Media relations manager ..... Ben Guerrero  
Media relations coordinator ..... Jason Plank  
General office ..... 408/287-7070

Inaugural season ..... 1991-92  
Stanley Cup titles ..... None  
Home ice ..... SAP Center at San Jose (1993)  
Building capacity ..... 17,562  
2013-14 record ..... 51-22-9  
AHL affiliate ..... Worcester Sharks

## 2013-14 SERIES RECAP

### HURRICANES WIN SEASON SERIES: 2-0-0 (SHARKS: 0-1-1)

At CAROLINA HURRICANES      Attend      Goaltenders      Winning Goal  
06 Dec '13 Hurricanes 5 Sharks 3      14,553      Ward vs Stalock      Elias Lindholm

At SAN JOSE SHARKS      Attend      Goaltenders      Winning Goal  
04 Mar '14 Hurricanes 3 Sharks 2 (OT)      17,562      Khudobin vs Stalock      Jay Harrison

### SERIES STATISTICS

HURRICANES SPECIALTY TEAMS			SHARKS SPECIALTY TEAMS		
Power Play.....	0-3	0.0%	Power Play.....	0-3	0.0%
Penalty Killing.....	3-3	100.0%	Penalty Killing.....	3-3	100.0%

HURRICANES LEADING SCORER							SHARKS LEADING SCORERS						
	GP	G	A	TP	+/-	PM		GP	G	A	TP	+/-	PM
Elias Lindholm	2	2	3	5	3	0	SJ had 14 players tied with one (1) point						

### GOALTENDING

HURRICANES	GP	Min	W-L-OT	SO	GA	SA	SV	GAA	SV%
Anton Khudobin	1	64	1-0-0	0	2	37	35	1.87	.946
Cam Ward	1	60	1-0-0	0	3	25	22	3.00	.880

SHARKS	GP	Min	W-L-OT	SO	GA	SA	SV	GAA	SV%
Alex Stalock	2	123	0-1-1	0	7	69	62	3.40	.899

## ALL-TIME SEASON SERIES RECORDS

YEAR	OVERALL	HOME	ROAD	YEAR	OVERALL	HOME	ROAD	YEAR	OVERALL	HOME	ROAD
1991-92	1-2-0	1-1-0	0-1-0	1999-00	1-0-0-0	0-0-0-0	1-0-0-0	2008-09	1-0-0	0-0-0	1-0-0
1992-93	2-0-0	1-0-0	1-0-0	2000-01	0-2-0-0	0-1-0-0	0-1-0-0	2009-10	0-1-0	0-1-0	0-0-0
1993-94	0-2-0	0-1-0	0-1-0	2001-02	1-1-0-0	1-0-0-0	0-1-0-0	2010-11	1-0-0	0-0-0	1-0-0
1994-95	Did Not Play Western Conf. Teams			2002-03	0-1-0-0	0-0-0-0	0-1-0-0	2011-12	1-0-0	1-0-0	0-0-0
1995-96	1-1-0	1-0-0	0-1-0	2003-04	1-0-0-0	1-0-0-0	0-0-0-0	2012-13	Did Not Play Western Conf. Teams		
1996-97	1-1-0	0-1-0	1-0-0	2005-06	0-1-0	0-0-0	0-1-0	2013-14	2-0-0	1-0-0	1-0-0
1997-98	1-1-0	0-1-0	1-0-0	2006-07	1-0-0	1-0-0	0-0-0				
1998-99	1-1-0	1-0-0	0-1-0	2007-08	Did Not Play Pacific Div. Teams						

## ALL-TIME SEASON GAME RESULTS (\*Overtime \*\*Shootout)

10/23/1991	W	3-0	SJ	1/15/1994	L	2-8	at SJ	3/14/1998	L	1-2	SJ	11/9/2001	W	3-2	SJ	2/5/2009	W	4-3**	at SJ
2/4/1992	L	5-6	at SJ	11/7/1995	W	7-3	SJ	11/12/1998	L	0-3	at SJ	2/10/2002	L	0-4	at SJ	11/1/2009	L	1-5	SJ
3/21/1992	L	4-5	SJ	1/30/1996	L	2-8	at SJ	11/25/1998	W	3-0	SJ	2/5/2003	L	2-6	at SJ	10/19/2010	W	5-2	at SJ
12/3/1992	W	7-5	at SJ	11/12/1996	W	4-3	at SJ	3/4/2000	W	5-2	at SJ	10/28/2003	W	3-0	SJ	2/17/2012	W	3-2	SJ
1/21/1993	W	4-2	SJ	2/28/1997	L	2-3	SJ	10/24/2000	L	2-3	SJ	12/10/2005	L	3-4	at SJ	12/6/2013	W	5-3	SJ
11/20/1993	L	2-3	SJ	3/2/1998	W	3-1	at SJ	11/4/2000	L	1-4	at SJ	3/24/2007	W	6-4	SJ	3/4/2014	W	3-2*	at SJ



# ST. LOUIS BLUES

## 2014-15 SCHEDULE

1/10/15 .....at STL ..... 8 p.m.  
1/30/15 .....at CAR ..... 7 p.m.

## HURRICANES vs. ST. LOUIS

ALL-TIME: ..... GP: 72 ..... 27-38-6-1 ..... GF: 205 ..... GA: 234  
at home: ..... GP: 36 ..... 16-18-2 ..... GF: 105 ..... GA: 106  
on road: ..... GP: 36 ..... 11-20-4-1 ..... GF: 100 ..... GA: 128  
in overtime: ..... GP: 8 ..... 1-3-4

Chairman/Governor ..... Tom Stillman  
President of hockey operations/General manager ..... Doug Armstrong  
Head coach ..... Ken Hitchcock  
Associate coach ..... Brad Shaw  
Assistant coaches ..... Ray Bennett, Kirk Muller  
Goaltending coach ..... Jim Corsi  
Senior vice president, marketing & public relations ..... Mike Caruso  
Senior director of media relations & team services ..... Rich Jankowski  
Assistant director of media relations ..... Dan O'Neill  
General office ..... 314/622-2500

Inaugural season ..... 1967-68  
Stanley Cup titles ..... None  
Home ice ..... Scottrade Center (1995)  
Building capacity ..... 19,150  
2013-14 record ..... 52-23-7  
AHL affiliate ..... Chicago Wolves

## 2013-14 SERIES RECAP

### SEASON SERIES TIED: 1-1-0

At CAROLINA HURRICANES	Attend	Goaltenders	Winning Goal	At ST. LOUIS BLUES	Attend	Goaltenders	Winning Goal
31 Jan '14 Hurricanes 3 Blues 1	16,035	Khudobin vs Halak	Jeff Skinner	16 Nov '13 Hurricanes 2 Blues 4	17,936	Peters vs Elliott	Alexander Steen

### SERIES STATISTICS

HURRICANES SPECIALTY TEAMS				BLUES SPECIALTY TEAMS				HURRICANES LEADING SCORER				BLUES LEADING SCORERS									
Power Play.....	1-8	12.5%		Power Play.....	2-9	22.2%		GP	G	A	TP	+/-	PM	GP	G	A	TP	+/-	PM		
Penalty Killing.....	7-9	77.8%		Penalty Killing.....	7-8	87.5%		Nathan Gerbe	2	2	0	2	0	0	David Backes	2	2	0	2	0	0
															T.J. Oshie	2	1	1	2	-1	4
															Roman Polak	2	1	1	2	1	0
															Alexander Steen	2	1	1	2	-2	0
															Jay Bouwmeester	2	0	2	2	1	0

### GOALTENDING

HURRICANES	GP	Min	W-L-OT	SO	GA	SA	SV	GAA	SV%	BLUES	GP	Min	W-L-OT	SO	GA	SA	SV	GAA	SV%
Anton Khudobin	1	60	1-0-0	0	1	28	27	1.00	.964	Brian Elliott	1	60	1-0-0	0	2	20	18	2.01	.900
Justin Peters	1	60	0-1-0	0	3	31	28	3.01	.903	Jaroslav Halak	1	60	0-1-0	0	2	30	28	2.02	.933

## ALL-TIME SEASON SERIES RECORDS

YEAR	OVERALL	HOME	ROAD	YEAR	OVERALL	HOME	ROAD	YEAR	OVERALL	HOME	ROAD
1979-80	2-2-0	1-1-0	1-1-0	1991-92	1-2-0	0-1-0	1-1-0	2003-04	1-0-0-0	1-0-0-0	0-0-0-0
1980-81	0-3-1	0-1-1	0-2-0	1992-93	1-2-0	1-1-0	0-1-0	2005-06	1-0-0	1-0-0	0-0-0
1981-82	2-1-0	1-0-0	1-1-0	1993-94	0-3-0	0-2-0	0-1-0	2006-07	Did Not Play Central Div.. Teams		
1982-83	1-2-0	1-1-0	0-1-0	1994-95	Did Not Play Western Conf. Teams			2007-08	0-1-0	0-0-0	0-1-0
1983-84	2-1-0	1-0-0	1-1-0	1995-96	0-2-0	0-1-0	0-1-0	2008-09	2-0-0	1-0-0	1-0-0
1984-85	2-1-0	1-1-0	1-0-0	1996-97	1-1-0	1-0-0	0-1-0	2009-10	0-1-0	0-1-0	0-0-0
1985-86	1-1-1	0-1-0	1-0-1	1997-98	1-1-0	1-0-0	0-1-0	2010-11	1-0-0	0-0-0	1-0-0
1986-87	2-1-0	2-0-0	0-1-0	1998-99	0-1-0	0-0-0	0-1-0	2011-12	1-0-1	1-0-0	0-0-1
1987-88	1-2-0	0-1-0	1-1-0	1999-00	1-1-0-0	0-1-0-0	1-0-0-0	2012-13	Did Not Play Western Conf. Teams		
1988-89	1-0-2	1-0-1	0-0-1	2000-01	0-1-1-0	0-1-0-0	0-0-1-0	2013-14	1-1-0	1-0-0	0-1-0
1989-90	1-2-0	0-1-0	1-1-0	2001-02	0-1-0-0	0-0-0-0	0-1-0-0				
1990-91	0-3-0	0-2-0	0-1-0	2002-03	0-1-0-1	0-1-0-0	0-0-0-1				

## ALL-TIME SEASON GAME RESULTS (\*Overtime \*\*Shootout)

12/29/1979 L 0-3 at STL	2/4/1984 W 7-3 at STL	1/25/1989 T 3-3* STL	11/1/1993 L 2-4 STL	1/20/2003 L 3-5 STL
2/29/1980 W 3-0 STL	3/13/1984 L 0-2 at STL	3/25/1989 W 4-0 STL	1/6/1994 L 1-2 STL	1/6/2004 W 2-0 STL
3/1/1980 W 6-3 at STL	2/24/1985 L 2-3 STL	11/1/1989 L 3-5 STL	10/25/1995 L 2-4 STL	1/15/2006 W 4-2 STL
3/24/1980 L 5-7 STL	3/16/1985 W 5-0 at STL	11/30/1989 W 5-3 at STL	3/9/1996 L 3-6 at STL	1/5/2008 L 0-1 at STL
10/9/1980 L 6-8 at STL	3/20/1985 W 3-2 STL	1/25/1990 L 2-3 at STL	12/17/1996 W 5-3 STL	10/30/2008 W 1-0 at STL
11/5/1980 L 1-6 at STL	2/11/1986 T 4-4* at STL	11/3/1990 L 1-4 STL	3/20/1997 L 1-4 at STL	1/2/2009 W 2-1 STL
1/12/1981 L 2-5 STL	2/23/1986 L 2-8 STL	1/31/1991 L 3-4* at STL	10/13/1997 L 1-3 at STL	10/28/2009 L 2-5 STL
1/21/1981 T 6-6 STL	3/19/1986 W 5-2 at STL	3/5/1991 L 1-4 STL	10/22/1997 W 4-3 STL	12/11/2010 W 2-1** at STL
12/9/1981 W 5-1 STL	11/21/1986 W 4-0 STL	11/9/1991 W 4-3 at STL	3/22/1999 L 2-5 at STL	10/21/2011 OT 2-3* at STL
12/29/1981 L 1-6 at STL	12/10/1986 W 6-2 STL	2/25/1992 L 2-5 STL	12/7/1999 W 4-2 at STL	3/15/2012 W 2-0 STL
2/6/1982 W 4-2 at STL	12/17/1987 L 3-6 at STL	3/26/1992 L 2-7 at STL	3/22/2000 L 1-2 STL	11/16/2013 L 2-4 at STL
11/13/1982 W 5-2 STL	12/17/1987 L 0-2 STL	11/18/1992 W 5-2 STL	10/29/2000 L 1-4 STL	1/31/2014 W 3-1 STL
12/18/1982 L 4-7 at STL	1/14/1988 L 2-3 at STL	12/1/1992 L 4-8 at STL	4/3/2001 T 2-2* at STL	
3/22/1983 L 1-4 STL	3/19/1988 W 5-3 at STL	2/8/1993 L 1-3 STL	11/1/2001 L 3-4 at STL	
12/3/1983 W 7-2 STL	12/15/1988 T 3-3* at STL	10/28/1993 L 1-2 at STL	10/15/2002 OTL 1-2* at STL	



# TAMPA BAY LIGHTNING

## 2014-15 SCHEDULE

12/11/14	.....at TB.....	7:30 p.m.
12/27/14	.....at TB.....	7 p.m.
1/27/15	.....at CAR.....	7:30 p.m.

## HURRICANES vs. TAMPA BAY

ALL-TIME: .....	GP: 109 .....	49-42-17-1 .....	GF: 312 .....	GA: 328
at home: .....	GP: 56 .....	29-17-9-1 .....	GF: 163 .....	GA: 164
on road: .....	GP: 53 .....	20-25-8 .....	GF: 149 .....	GA: 164
in overtime: .....	GP: 26 .....	7-6-13		

Owner/Governor/Chairman .....	Jeff Vinik
Vice president/General manager .....	Steve Yzerman
Head coach.....	Jon Cooper
Assistant coach.....	Rick Bowness, George Gwozdecky, Steve Thomas
Goaltending consultant .....	Frantz Jean
Executive vice president of marketing & communications.....	Bill Wickett
Media relations director .....	Brian Breseman
Public relations coordinator.....	Trevor van Knotsenburg
General office.....	813/301-6500

Inaugural season .....	1992-93
Stanley Cup titles .....	1 (2004)
Home ice .....	Amalie Arena (1996)
Building capacity .....	19,758
2013-14 record .....	46-27-9
AHL affiliate.....	Syracuse Crunch

## 2013-14 SERIES RECAP

### LIGHTNING WIN SEASON SERIES: 3-0-0 (HURRICANES: 0-2-1)

At CAROLINA HURRICANES	Attend	Goaltenders	Winning Goal
19 Jan '14 Hurricanes 3 Lightning 5	16,760	Peters, Khudobin vs Bishop	Teddy Purcell
01 Nov '13 Hurricanes 0 Lightning 3	14,828	Peters vs Bishop	Victor Hedman

### SERIES STATISTICS

HURRICANES SPECIALTY TEAMS				LIGHTNING SPECIALTY TEAMS			
Power Play.....	1-11 .....	9.1%		Power Play.....	2-10 .....	20.0%	
Penalty Killing.....	8-10 .....	80.0%		Penalty Killing.....	10-11 .....	90.9%	

### GOALTENDING

HURRICANES	GP	Min	W-L-OT	SO	GA	SA	SV	GAA	SV%
Justin Peters	3	137	0-1-1	0	9	89	80	3.94	.899
Anton Khudobin	1	42	0-1-0	0	2	17	15	2.83	.882

At TAMPA BAY LIGHTNING	Attend	Goaltenders	Winning Goal
21 Dec '13 Hurricanes 2 Lightning 3 (OT)	19,204	Peters vs Bishop	Radko Gudas

### HURRICANES LEADING SCORERS

	GP	G	A	TP	+/-	PM
Jiri Tlusty	3	2	1	3	0	0
Eric Staal	3	1	2	3	-2	4

### LIGHTNING LEADING SCORERS

	GP	G	A	TP	+/-	PM
Alex Killorn	3	1	3	4	3	0
Martin St. Louis	3	1	3	4	3	4

LIGHTNING	GP	Min	W-L-OT	SO	GA	SA	SV	GAA	SV%
Ben Bishop	3	182	3-0-0	1	5	109	104	1.65	.954

## ALL-TIME SEASON SERIES RECORDS

YEAR	OVERALL	HOME	ROAD	YEAR	OVERALL	HOME	ROAD	YEAR	OVERALL	HOME	ROAD
1992-93	2-0-0	1-0-0	1-0-0	1999-00	3-1-1-0	2-0-0-0	1-1-1-0	2007-08	4-4-0	3-1-0	1-3-0
1993-94	2-2-0	2-0-0	0-2-0	2000-01	3-2-0-0	3-0-0-0	0-2-0-0	2008-09	6-0-0	3-0-0	3-0-0
1994-95	1-3-0	1-1-0	0-2-0	2001-02	3-2-0-0	1-1-0-0	2-1-0-0	2009-10	3-2-1	2-1-0	1-1-1
1995-96	1-2-1	1-1-0	0-1-1	2002-03	0-2-2-1	0-0-2-1	0-2-0-0	2010-11	2-3-1	1-2-0	1-1-1
1996-97	4-0-0	2-0-0	2-0-0	2003-04	1-3-2-0	0-1-2-0	1-2-0-0	2011-12	3-2-1	1-1-1	2-1-0
1997-98	2-1-1	1-0-1	1-1-0	2005-06	3-3-2	3-1-0	0-2-2	2012-13	1-4-0	0-3-0	1-1-0
1998-99	2-0-3	1-0-2	1-0-1	2006-07	3-4-1	1-2-1	2-2-0	2013-14	0-2-1	0-2-0	0-0-1

## ALL-TIME SEASON GAME RESULTS (\*Overtime \*\*Shootout)

12/23/1992	W	3-1	TB	10/10/1998	T	4-4*	TB	12/18/2002	T	1-1*	TB	2/1/2007	L	0-4	TB	4/6/2010	W	8-5	at TB
3/16/1993	W	4-3*	at TB	12/30/1998	W	4-3	TB	1/30/2003	L	1-3	at TB	3/30/2007	L	2-4	TB	12/20/2010	L	1-5	at TB
11/24/1993	L	1-4	at TB	2/20/1999	W	3-2	at TB	2/21/2003	T	2-2*	TB	4/3/2007	L	2-3	at TB	1/15/2011	W	6-4	TB
3/5/1994	L	2-4	at TB	3/28/1999	T	3-3*	TB	11/1/2003	L	3-4	at TB	11/8/2007	L	1-5	TB	2/12/2011	OT	3-4*	at TB
3/9/1994	W	4-1	TB	4/16/1999	T	2-2*	at TB	11/9/2003	T	1-1*	TB	11/14/2007	L	1-6	at TB	3/25/2011	W	4-3	at TB
4/10/1994	W	6-4	TB	11/13/1999	W	4-2	TB	11/23/2003	T	0-0*	TB	11/23/2007	W	4-3	TB	3/26/2011	L	2-4	TB
2/10/1995	L	3-4	at TB	11/26/1999	T	3-3*	at TB	1/15/2004	L	4-5	at TB	12/6/2007	L	1-2	at TB	4/9/2011	L	2-6	TB
3/4/1995	W	3-2*	TB	12/10/1999	L	2-3	at TB	3/10/2004	L	2-4	TB	12/22/2007	W	4-1	at TB	10/7/2011	L	1-5	TB
3/31/1995	L	0-2	at TB	2/12/2000	W	5-2	at TB	3/13/2004	W	5-1	at TB	3/1/2008	W	5-1	TB	11/1/2011	W	4-2	TB
4/9/1995	L	0-3	TB	2/19/2000	W	4-2	TB	10/5/2005	L	2-5	at TB	3/29/2008	L	1-2	at TB	12/31/2011	L	2-5	at TB
11/29/1995	T	2-2*	at TB	10/31/2000	W	6-5*	TB	11/20/2005	L	2-5	TB	4/2/2008	W	6-2	TB	1/12/2012	W	5-2	at TB
12/13/1995	L	2-3	TB	12/26/2000	L	2-3	at TB	12/20/2005	W	6-4	TB	10/11/2008	W	4-3*	at TB	3/3/2012	OT	3-4*	TB
3/18/1996	W	6-3	TB	1/3/2001	W	3-2	TB	12/26/2005	OT	4-5*	at TB	11/16/2008	W	3-2**	TB	3/10/2012	W	4-2	at TB
4/3/1996	L	2-4	at TB	1/29/2001	W	5-2	TB	2/9/2006	L	3-5	at TB	1/3/2009	W	3-2	at TB	1/22/2013	L	1-4	TB
11/30/1996	W	6-3	at TB	3/8/2001	L	1-0	at TB	3/27/2006	W	2-1	TB	1/29/2009	W	3-2	TB	2/23/2013	L	2-5	TB
12/21/1996	W	6-5*	TB	11/17/2001	L	0-2	at TB	4/14/2006	W	5-4**	TB	2/20/2009	W	4-1	TB	3/16/2013	L	1-4	at TB
3/27/1997	W	5-2	at TB	11/25/2001	L	0-4	TB	4/15/2006	OT	2-3*	at TB	3/7/2009	W	9-3	at TB	4/4/2013	L	0-5	TB
4/13/1997	W	2-1	TB	12/27/2001	W	3-2	at TB	10/16/2006	W	5-1	at TB	10/6/2009	W	2-1**	TB	4/21/2013	W	3-2	at TB
10/1/1997	L	2-4	at TB	1/30/2002	W	3-1	at TB	10/26/2006	L	1-5	at TB	10/10/2009	L	2-5	at TB	11/1/2013	L	0-3	TB
11/28/1997	W	2-0	TB	4/10/2002	W	4-2	TB	10/28/2006	W	6-4	TB	11/21/2009	W	3-1	TB	12/21/2013	OT	2-3*	at TB
1/28/1998	W	3-2	at TB	10/12/2002	L	1-5	at TB	12/16/2006	W	3-2	at TB	1/18/2010	L	2-3	TB	1/19/2014	L	3-5	TB
2/4/1998	T	3-3*	TB	11/17/2002	OTL	1-2*	TB	1/20/2007	OT	5-6**	TB	3/23/2010	OT	2-3*	at TB				





# TORONTO MAPLE LEAFS

## 2014-15 SCHEDULE

12/18/14	..... at CAR	..... 7 p.m.
1/19/15	..... at TOR	..... 7:30 p.m.
2/20/15	..... at CAR	..... 7 p.m.

## HURRICANES vs. TORONTO

ALL-TIME:	GP: 107	57-36-13-1	GF: 386	GA: 339
at home:	GP: 53	29-17-6-1	GF: 202	GA: 169
on road:	GP: 54	28-19-7	GF: 184	GA: 170
in overtime:	GP: 19	5-4-10		

Chairman of the board, MLSE	..... Larry Tanenbaum
President & Alternate governor	..... Brendan Shanahan
Senior Vice President/General manager	..... Dave Nonis
Head coach	..... Randy Carlyle
Assistant coaches	..... Peter Horachek, Steve Spott, Chris Dennis
Goaltending coach	..... Rick St. Croix
Director, media relations	..... Steve Keogh
Coordinator, media relations	..... Ian Meagher
General office	..... 416/815-5700

Inaugural season	..... 1917-18
Stanley Cup titles	..... 13 (1918, 1922, 1932, 1942, 1945, 1947-49, 1951, 1962-64, 1967)
Home ice	..... Air Canada Centre (1999)
Building capacity	..... 18,819
2013-14 record	..... 38-36-8
AHL affiliate	..... Toronto Marlies

## 2013-14 SERIES RECAP

### HURRICANES WIN SEASON SERIES: 2-1-0

At CAROLINA HURRICANES	Attend	Goaltenders	Winning Goal
09 Jan '14 Hurricanes 6 Maple Leafs 1	16,583	Khudobin vs Reimer	Jeff Skinner

### SERIES STATISTICS

HURRICANES SPECIALTY TEAMS				MAPLE LEAFS SPECIALTY TEAMS			
Power Play	..... 4-12	..... 33.3%		Power Play	..... 0-8	..... 0.0%	
Penalty Killing	..... 8-8	..... 100.0%		Penalty Killing	..... 8-12	..... 66.7%	

### GOALTENDING

HURRICANES	GP	Min	W-L-OT	SO	GA	SA	SV	GAA	SV%
Anton Khudobin	1	60	1-0-0	0	1	26	25	1.00	.962
Cam Ward	2	119	1-1-0	0	6	52	46	3.02	.885

At TORONTO MAPLE LEAFS	Attend	Goaltenders	Winning Goal
29 Dec '13 Hurricanes 2 Maple Leafs 5	19,452	Ward vs Bernier	Nikolai Kulemin
17 Oct '13 Hurricanes 3 Maple Leafs 2	19,277	Ward vs Reimer, Bernier	Ron Hainsey

HURRICANES LEADING SCORERS						MAPLE LEAFS LEADING SCORER					
	GP	G	A	TP	+/-	PM		GP	G	A	TP
Jeff Skinner	3	1	3	4	-4	2	Tyler Bozak	3	0	3	3
Jordan Staal	3	1	3	4	2	2					

MAPLE LEAFS	GP	Min	W-L-OT	SO	GA	SA	SV	GAA	SV%
Jonathan Bernier	2	118	1-1-0	0	5	80	75	2.53	.938
James Reimer	2	61	0-1-0	0	6	37	31	5.95	.838

## ALL-TIME SEASON SERIES RECORDS

YEAR	OVERALL	HOME	ROAD	YEAR	OVERALL	HOME	ROAD	YEAR	OVERALL	HOME	ROAD
1979-80	2-2-0	1-1-0	1-1-0	1991-92	1-1-0	0-1-0	1-0-0	2003-04	2-1-0-1	0-1-0-1	2-0-0-0
1980-81	1-1-2	0-0-2	1-1-0	1992-93	0-2-0	0-1-0	0-1-0	2005-06	2-1-1	2-0-0	0-1-1
1981-82	3-0-0	2-0-0	1-0-0	1993-94	0-1-1	0-0-1	0-1-0	2006-07	1-3-0	0-2-0	1-1-0
1982-83	1-2-0	1-0-0	0-2-0	1994-95	Did Not Play Western Conf. Teams			2007-08	3-1-0	2-0-0	1-1-0
1983-84	2-1-0	1-1-0	1-0-0	1995-96	2-0-0	1-0-0	1-0-0	2008-09	3-1-0	1-1-0	2-0-0
1984-85	2-1-0	0-1-0	2-0-0	1996-97	1-0-1	1-0-0	0-0-1	2009-10	3-1-0	1-1-0	2-0-0
1985-86	3-0-0	2-0-0	1-0-0	1997-98	1-1-0	1-0-0	0-1-0	2010-11	2-2-0	1-1-0	1-1-0
1986-87	2-1-0	1-0-0	1-1-0	1998-99	2-1-1	1-1-0	1-0-1	2011-12	3-0-1	2-0-0	1-0-1
1987-88	3-0-0	2-0-0	1-0-0	1999-00	1-1-2-0	0-1-1-0	1-0-1-0	2012-13	2-1-0	1-0-0	1-1-0
1988-89	2-1-0	1-0-0	1-1-0	2000-01	1-2-0-0	1-1-0-0	0-1-0-0	2013-14	2-1-0	1-0-0	1-1-0
1989-90	1-1-1	1-1-0	0-0-1	2001-02	2-2-0-0	1-1-0-0	1-1-0-0				
1990-91	1-0-2	0-0-1	1-0-1	2002-03	0-3-1-0	0-1-1-0	0-2-0-0				

## ALL-TIME SEASON GAME RESULTS (\*Overtime \*\*Shootout)

10/31/1979 W 4-2 at TOR	4/5/1986 W 7-1 TOR	11/24/1995 W 4-0 at TOR	2/18/2003 L 3-4 at TOR	1/19/2009 W 2-0 at TOR
11/2/1979 W 5-3 TOR	10/30/1986 L 2-6 at TOR	3/8/1996 W 7-4 TOR	3/1/2003 L 1-4 at TOR	11/6/2009 L 2-3 TOR
2/16/1980 L 3-5 at TOR	1/4/1987 W 8-3 TOR	1/20/1997 W 3-1 TOR	3/25/2003 T 3-3* TOR	11/19/2009 W 6-5** TOR
4/1/1980 L 4-5 TOR	1/24/1987 W 3-0 at TOR	3/8/1997 T 1-1* at TOR	11/2/2003 L 1-2 TOR	1/12/2010 W 4-2 at TOR
12/23/1980 W 7-2 at TOR	11/28/1987 W 4-2 at TOR	4/9/1998 W 5-2 TOR	1/27/2004 W 2-0 at TOR	3/2/2010 W 5-1 at TOR
1/24/1981 L 4-7 at TOR	12/30/1987 W 3-1 TOR	4/11/1998 L 1-5 at TOR	2/19/2004 OTL 1-2* TOR	12/28/2010 W 4-3 at TOR
1/30/1981 T 5-5 TOR	2/7/1988 W 4-2 TOR	1/18/1999 W 4-2 TOR	2/23/2004 W 2-1 at TOR	1/24/2011 W 6-4 TOR
3/22/1981 T 3-3 TOR	1/16/1989 L 3-5 at TOR	2/10/1999 W 6-5 at TOR	10/20/2005 OT 4-5* at TOR	2/3/2011 L 0-3 at TOR
11/18/1981 W 8-5 TOR	2/15/1989 W 4-2 at TOR	2/24/1999 T 2-2* at TOR	11/3/2005 W 4-3 TOR	3/16/2011 L 1-3 TOR
12/2/1981 W 5-3 at TOR	3/5/1989 W 3-0 TOR	3/26/1999 L 2-7 TOR	11/25/2005 W 4-3** TOR	11/20/2011 W 3-2 TOR
12/27/1981 W 7-3 TOR	2/10/1990 W 6-2 TOR	10/20/1999 T 3-3* at TOR	3/21/2006 L 2-3 at TOR	12/13/2011 OT 1-2* at TOR
1/1/1983 L 5-7 at TOR	2/14/1990 T 6-6* at TOR	11/3/1999 L 0-6 TOR	12/15/2006 L 3-4 TOR	12/29/2011 W 4-3* TOR
2/2/1983 L 1-7 at TOR	3/8/1990 L 6-7 TOR	12/2/1999 T 2-2* TOR	1/9/2007 W 4-1 at TOR	3/27/2012 W 3-0 at TOR
2/13/1983 W 5-3 TOR	10/17/1990 W 3-1 at TOR	2/14/2000 W 5-2 at TOR	1/30/2007 L 1-4 TOR	2/4/2013 W 4-1 at TOR
12/8/1983 L 6-8 TOR	1/12/1991 T 2-2* at TOR	11/8/2000 L 0-5 at TOR	3/27/2007 L 1-6 at TOR	2/14/2013 W 3-1 TOR
2/18/1984 W 8-2 at TOR	3/3/1991 T 4-4* TOR	11/10/2000 W 3-1 TOR	10/9/2007 W 7-1 at TOR	3/28/2013 L 3-6 at TOR
3/15/1984 W 5-3 TOR	11/17/1991 W 3-1 at TOR	1/31/2001 L 3-4 TOR	12/18/2007 W 3-2* TOR	10/17/2013 W 3-2 at TOR
10/17/1984 W 5-3 at TOR	12/4/1991 L 0-3 TOR	10/11/2001 L 2-3 TOR	1/15/2008 L 4-5 at TOR	12/29/2013 L 2-5 at TOR
1/7/1985 W 7-4 at TOR	3/10/1993 L 3-5 at TOR	11/27/2001 W 5-2 at TOR	1/31/2008 W 3-2* TOR	1/9/2014 W 6-1 TOR
2/17/1985 L 4-5* TOR	4/11/1993 L 2-4 TOR	12/26/2001 W 4-3 TOR	11/2/2008 W 6-4 TOR	
12/28/1985 W 6-3 at TOR	10/19/1993 L 2-7 at TOR	2/26/2002 L 1-4 at TOR	11/4/2008 W 5-4* at TOR	
1/23/1986 W 4-1 TOR	1/19/1994 T 3-3* TOR	1/29/2003 L 2-3 TOR	1/15/2009 L 4-6 TOR	



# VANCOUVER CANUCKS

## 2014-15 SCHEDULE

10/28/14 ..... at VAN ..... 10 p.m.  
1/16/15 ..... at CAR ..... 7 p.m.

## HURRICANES vs. VANCOUVER

ALL-TIME: ..... GP: 67 ..... 25-29-12-1 ..... GF: 196 ..... GA: 230  
at home: ..... GP: 33 ..... 15-13-5 ..... GF: 108 ..... GA: 110  
on road: ..... GP: 34 ..... 10-16-7-1 ..... GF: 88 ..... GA: 120  
in overtime: ..... GP: 12 ..... 0-6-6

Chairman/Governor ..... Francesco Aquilini  
General manager ..... Jim Benning  
Head coach ..... Willie Desjardins  
Assistant coach ..... Glen Gulutzan, Doug Lidster  
Goaltending coach ..... Roland Melanson  
Vice president, communications & community partnerships ..... Chris Brumwell  
Director, media relations & team operations ..... Ben Brown  
Manager, media relations & publications ..... Stephanie Maniago  
Coordinator, media relations & publications ..... Alfred De Vera  
General office ..... 604/899-4600

Inaugural season ..... 1970-71  
Stanley Cup titles ..... None  
Home ice ..... Rogers Arena (1995)  
Building capacity ..... 18,860  
2013-14 record ..... 36-35-11  
AHL affiliate ..... Utica Comets

## 2013-14 SERIES RECAP

### CANUCKS WIN SEASON SERIES: 2-0-0

At CAROLINA HURRICANES      Attend      Goaltenders      Winning Goal  
01 Dec '13   Hurricanes 2   Canucks 3   14,916   Ward vs Lack   Ryan Kesler

At VANCOUVER CANUCKS      Attend      Goaltenders      Winning Goal  
09 Dec '13   Hurricanes 0   Canucks 2   18,910   Peters vs Lack   Christopher Tanev

### SERIES STATISTICS

HURRICANES SPECIALTY TEAMS  
Power Play ..... 0-10 ..... 0.0%  
Penalty Killing ..... 6-7 ..... 85.7%

CANUCKS SPECIALTY TEAMS  
Power Play ..... 1-7 ..... 14.3%  
Penalty Killing ..... 10-10 ..... 100.0%

#### HURRICANES LEADING SCORERS

	GP	G	A	TP	+/-	PM
Nathan Gerbe	2	1	0	1	0	0
Jordan Staal	2	1	0	1	1	0
Patrick Dwyer	2	0	1	1	1	0
Justin Faulk	2	0	1	1	-2	0
Ron Hainsey	2	0	1	1	1	0

#### CANUCKS LEADING SCORER

	GP	G	A	TP	+/-	PM
Chris Higgins	2	0	3	3	2	0

Eric Staal      2   0   1   1   -2   0

### GOALTENDING

HURRICANES	GP	Min	W-L-OT	SO	GA	SA	SV	GAA	SV%
Justin Peters	1	60	0-1-0	0	1	25	24	1.00	.960
Cam Ward	1	59	0-1-0	0	3	30	27	3.07	.900

CANUCKS	GP	Min	W-L-OT	SO	GA	SA	SV	GAA	SV%
Eddie Lack	2	120	2-0-0	1	2	62	60	1.00	.968

## ALL-TIME SEASON SERIES RECORDS

YEAR	OVERALL	HOME	ROAD	YEAR	OVERALL	HOME	ROAD	YEAR	OVERALL	HOME	ROAD
1979-80	1-1-2	1-0-1	0-1-1	1991-92	0-2-1	0-1-0	0-1-1	2003-04	0-0-0-1	0-0-0-0	0-0-0-1
1980-81	1-1-2	1-0-0	0-1-1	1992-93	1-1-0	1-0-0	0-1-0	2005-06	Did Not Play Northwest Div. Teams		
1981-82	0-2-1	0-1-0	0-1-1	1993-94	1-1-0	0-1-0	1-0-0	2006-07	0-0-1	0-0-0	0-0-1
1982-83	1-2-0	1-1-0	0-1-0	1994-95	Did Not Play Western Conf. Teams			2007-08	1-0-0	1-0-0	0-0-0
1983-84	0-3-0	0-1-0	0-2-0	1995-96	2-0-0	1-0-0	1-0-0	2008-09	0-1-0	0-0-0	0-1-0
1984-85	1-2-0	1-1-0	0-1-0	1996-97	0-2-0	0-1-0	0-1-0	2009-10	1-0-0	1-0-0	0-0-0
1985-86	3-0-0	1-0-0	2-0-0	1997-98	1-1-0	1-0-0	0-1-0	2010-11	0-1-0	0-0-0	0-1-0
1986-87	2-0-1	1-0-1	1-0-0	1998-99	1-1-0	1-0-0	0-1-0	2011-12	1-0-0	1-0-0	0-0-0
1987-88	1-0-2	0-0-1	1-0-1	1999-00	1-0-1-0	0-0-1-0	1-0-0-0	2012-13	Did Not Play Western Conf. Teams		
1988-89	1-1-1	1-1-0	0-0-1	2000-01	Did Not Play			2013-14	0-2-0	0-1-0	0-1-0
1989-90	2-1-0	0-1-0	2-0-0	2001-02	0-2-0-0	0-1-0-0	0-1-0-0				
1990-91	2-1-0	1-1-0	1-0-0	2002-03	0-1-0-0	0-1-0-0	0-0-0-0				

## ALL-TIME SEASON GAME RESULTS (\*Overtime \*\*Shootout)

12/11/1979   L   3-5   at   VAN	10/28/1983   L   4-5*   at   VAN	1/29/1988   W   4-2   at   VAN	3/6/1993   W   5-1   VAN	1/21/2002   L   5-7   VAN
2/12/1980   T   5-5   VAN	11/30/1983   L   2-6   VAN	11/5/1988   L   2-3   VAN	12/8/1993   L   1-4   VAN	11/27/2002   L   2-3   VAN
3/13/1980   W   3-1   VAN	1/15/1984   L   0-5   at   VAN	11/9/1988   T   1-1*   at   VAN	2/6/1994   W   4-2   at   VAN	12/14/2003   OTL   1-2*   at   VAN
3/28/1980   T   4-4   at   VAN	10/20/1984   W   3-2   VAN	3/2/1989   W   2-1   VAN	1/16/1996   W   3-0   VAN	12/8/2006   OT   3-4*   at   VAN
11/1/1980   T   4-4   VAN	2/1/1985   L   3-4*   at   VAN	1/10/1990   W   3-1   at   VAN	2/7/1996   W   5-3   at   VAN	10/22/2007   W   3-1   VAN
11/22/1980   W   4-3   VAN	3/3/1985   L   6-7*   VAN	2/9/1990   L   1-4   VAN	11/27/1996   L   2-6   VAN	2/3/2009   L   3-4   at   VAN
12/3/1980   T   4-4   at   VAN	11/29/1985   W   5-4   at   VAN	3/13/1990   W   1-0   at   VAN	1/10/1997   L   3-5   at   VAN	12/5/2009   W   5-3   VAN
3/1/1981   L   0-3   at   VAN	1/10/1986   W   4-3   at   VAN	10/27/1990   L   2-4   VAN	11/3/1997   W   5-3   VAN	10/17/2010   L   1-5   at   VAN
10/23/1981   T   2-2   at   VAN	2/18/1986   W   5-4   VAN	1/2/1991   W   5-2   at   VAN	11/16/1997   L   1-4   at   VAN	12/15/2011   W   4-3   VAN
11/4/1981   L   1-4   VAN	11/12/1986   W   4-3   at   VAN	1/10/1991   W   5-4   at   VAN	10/20/1998   W   3-1   VAN	12/1/2013   L   2-3   VAN
2/20/1982   L   2-4   at   VAN	12/13/1986   T   2-2*   VAN	2/1/1992   T   4-4*   at   VAN	2/26/1999   L   0-1   at   VAN	12/9/2013   L   0-2   at   VAN
10/16/1982   W   6-5   VAN	3/29/1987   W   7-4   VAN	3/7/1992   L   1-5   VAN	10/15/1999   W   4-1   at   VAN	
10/26/1982   L   1-8   at   VAN	12/15/1987   T   2-2*   VAN	3/18/1992   L   2-3   at   VAN	11/24/1999   T   1-1*   VAN	
1/6/1983   L   4-6   VAN	12/20/1987   T   3-3*   at   VAN	1/16/1993   L   3-8   at   VAN	1/12/2002   L   1-7   at   VAN	



# WASHINGTON CAPITALS

## 2014-15 SCHEDULE

11/8/14	.....at WSH	8 p.m.
12/4/14	.....at CAR	7 p.m.
2/27/15	.....at CAR	7 p.m.
3/31/15	.....at WSH	7 p.m.

## HURRICANES vs. WASHINGTON

ALL-TIME:	GP: 154	57-76-20-1	GF: 415	GA: 477
at home:	GP: 77	29-36-11-1	GF: 215	GA: 231
on road:	GP: 77	28-40-9	GF: 200	GA: 246
in overtime:	GP: 30	8-6-16		

Chairman/Majority owner/CEO ..... Ted Leonsis  
Senior vice president/General manager ..... Brian MacLellan  
Head coach ..... Barry Trotz  
Assistant coaches ..... Blaine Forsythe, Lane Lambert, Todd Reirden  
Head goaltender coach ..... Mitch Korn  
Senior vice president, corporate communications, MSE ..... Kurt Kehl  
Senior director of communications ..... Sergey Kocharov  
Manager of media relations ..... Miles Pace "Biscuit" Sagester  
Communications coordinator ..... Megan Eichenberg  
General office ..... 202/266-2200

Inaugural season ..... 1974-75  
Stanley Cup titles ..... None  
Home ice ..... Verizon Center (1997)  
Building capacity ..... 18,506  
2013-14 record ..... 38-30-14  
AHL affiliate ..... Hershey Bears

## 2013-14 SERIES RECAP

### HURRICANES WIN SEASON SERIES: 3-2-0 (CAPITALS: 2-2-1)

At CAROLINA HURRICANES	Attend	Goaltenders	Winning Goal
10 Apr '14 Hurricanes 2 Capitals 5	15,735	Khudobin vs Holtby	Troy Brouwer
20 Dec '13 Hurricanes 2 Capitals 4	17,737	Ward vs Grubauer	Troy Brouwer

## SERIES STATISTICS

### HURRICANES SPECIALTY TEAMS

Power Play	4-19	21.1%
Penalty Killing	12-16	75.0%

### CAPITALS SPECIALTY TEAMS

Power Play	4-16	25.0%
Penalty Killing	15-19	78.9%

## GOALTENDING

HURRICANES	GP	Min	W-L-OT	SO	GA	SA	SV	GAA	SV%
Anton Khudobin	3	181	2-1-0	0	10	94	84	3.31	.894
Justin Peters	1	60	1-0-0	0	1	27	26	1.00	.963
Cam Ward	1	59	0-1-0	0	3	28	25	3.05	.893

### At WASHINGTON CAPITALS

Attend	Goaltenders	Winning Goal
02 Jan '14 Hurricanes 4 Capitals 3 (OT) 18,506	Khudobin vs Grubauer	Jeff Skinner
03 Dec '13 Hurricanes 4 Capitals 1 18,506	Peters vs Holtby, Grubauer	Jeff Skinner
10 Oct '13 Hurricanes 3 Capitals 2 18,506	Khudobin vs Holtby	Nathan Gerbe

### HURRICANES LEADING SCORER

	GP	G	A	TP	+/-	PM
Jeff Skinner	5	5	3	8	1	0

### CAPITALS LEADING SCORER

	GP	G	A	TP	+/-	PM
Nicklas Backstrom	5	0	6	6	-1	4

### CAPITALS

	GP	Min	W-L-OT	SO	GA	SA	SV	GAA	SV%
Philipp Grubauer	3	141	1-0-1	0	6	83	77	2.55	.928
Braden Holtby	3	159	1-2-0	0	9	97	88	3.40	.907

## ALL-TIME SEASON SERIES RECORDS

YEAR	OVERALL	HOME	ROAD	YEAR	OVERALL	HOME	ROAD	YEAR	OVERALL	HOME	ROAD	YEAR	OVERALL	HOME	ROAD
1979-80	1-2-1	1-1-0	0-1-1	1988-89	0-3-0	0-1-0	0-2-0	1997-98	0-4-0	0-2-0	0-2-0	2007-08	4-3-1	3-0-1	1-3-0
1980-81	1-3-0	0-2-0	1-1-0	1989-90	2-1-0	1-1-0	1-0-0	1998-99	2-2-1	1-1-1	1-1-0	2008-09	3-2-1	2-1-0	1-1-1
1981-82	1-2-0	1-1-0	0-1-0	1990-91	3-0-0	1-0-0	2-0-0	1999-00	1-2-2-0	1-0-1-0	0-2-1-0	2009-10	3-1-2	2-1-0	1-0-2
1982-83	0-2-1	0-0-1	0-2-0	1991-92	1-1-1	0-1-1	1-0-0	2000-01	2-2-1-0	1-1-1-0	1-1-0-0	2010-11	1-4-1	0-3-0	1-1-1
1983-84	1-2-0	1-1-0	0-1-0	1992-93	1-3-0	1-1-0	0-2-0	2001-02	1-1-2-1	0-0-1-1	1-1-1-0	2011-12	3-2-1	2-1-0	1-1-1
1984-85	2-1-0	1-0-0	1-1-0	1993-94	2-2-0	1-1-0	1-1-0	2002-03	1-4-0-0	1-2-0-0	0-2-0-0	2012-13	1-4-0	0-2-0	1-2-0
1985-86	0-2-1	0-1-1	0-1-0	1994-95	1-2-1	0-1-1	1-1-0	2003-04	1-4-1-0	0-2-1-0	1-2-0-0	2013-14	3-2-0	0-2-0	3-0-0
1986-87	2-1-0	0-1-0	2-0-0	1995-96	1-2-1	1-1-0	0-1-1	2005-06	5-3-0	2-2-0	3-1-0				
1987-88	1-2-0	1-1-0	0-1-0	1996-97	1-2-1	1-0-1	0-2-0	2006-07	5-3-0	3-1-0	2-2-0				

## ALL-TIME SEASON GAME RESULTS (\*Overtime \*\*Shootout)

12/4/1979 T 3-3 at WSH	10/16/1987 L 2-6 at WSH	4/21/1995 L 3-6 at WSH	3/28/2001 L 0-7 at WSH	10/7/2006 L 2-5 at WSH	3/18/2010 W 4-3* WSH
12/19/1979 W 5-4 WSH	11/21/1987 L 3-4 WSH	11/25/1995 L 2-4 WSH	3/30/2001 W 4-3* WSH	11/9/2006 W 5-0 WSH	3/25/2010 W 3-2** WSH
1/4/1980 L 3-6 WSH	12/9/1987 W 5-4 WSH	12/30/1995 L 0-3 at WSH	11/8/2001 W 3-2 at WSH	11/17/2006 W 4-1 at WSH	10/27/2010 L 0-3 WSH
3/8/1980 L 5-9 at WSH	11/18/1988 L 2-3 at WSH	1/3/1996 W 2-0 WSH	11/30/2001 L 2-6 at WSH	1/18/2007 L 2-5 WSH	11/24/2010 L 2-3 WSH
11/15/1980 L 4-8 WSH	2/3/1989 L 0-1 at WSH	3/23/1996 T 2-2* at WSH	12/2/2001 OTL 3-4* WSH	1/26/2007 W 6-2 WSH	11/28/2010 OT 2-3** at WSH
1/18/1981 L 2-3 at WSH	3/18/1989 L 2-8 WSH	1/1/1997 L 2-3* at WSH	12/30/2001 T 5-5* at WSH	1/27/2007 L 3-7 at WSH	12/26/2010 L 2-3 WSH
3/11/1981 L 2-5 WSH	10/11/1989 W 4-1 WSH	1/4/1997 T 1-1* WSH	3/8/2002 T 2-2* WSH	3/9/2007 W 3-0 at WSH	3/11/2011 L 1-2 at WSH
3/27/1981 W 5-3 at WSH	12/16/1989 L 2-5 WSH	2/22/1997 W 2-0 WSH	10/17/2002 L 1-2 WSH	3/22/2007 W 4-3 WSH	3/29/2011 W 3-2** at WSH
11/14/1981 L 0-4 WSH	3/21/1990 W 4-3 at WSH	3/16/1997 L 3-5 at WSH	1/10/2003 L 1-4 WSH	10/6/2007 L 0-2 at WSH	10/8/2011 OT 3-4* at WSH
11/28/1981 W 6-2 WSH	11/17/1990 W 4-2 WSH	12/20/1997 L 1-2 WSH	1/22/2003 L 3-5 at WSH	11/5/2007 W 5-0 WSH	11/4/2011 L 1-5 WSH
2/27/1982 L 1-7 at WSH	12/15/1990 W 3-2 at WSH	3/18/1998 L 0-1 at WSH	2/14/2003 W 3-1 WSH	11/24/2007 L 2-5 at WSH	1/15/2012 L 1-2 at WSH
1/7/1982 L 2-6 at WSH	3/12/1991 W 3-2 at WSH	4/18/1998 L 3-4 WSH	3/22/2003 L 0-2 at WSH	11/30/2007 W 4-3 WSH	3/14/2012 W 3-0 WSH
12/30/1982 T 4-4 WSH	11/23/1991 L 2-3 WSH	4/19/1998 L 1-2 at WSH	11/12/2003 L 1-7 at WSH	2/8/2008 W 2-1 at WSH	2/20/2012 W 5-0 WSH
3/16/1983 L 4-5 at WSH	1/4/1992 T 2-2* WSH	11/6/1998 W 3-2 at WSH	11/15/2003 L 1-2 WSH	2/23/2008 W 6-3 WSH	3/6/2012 W 4-3* at WSH
10/19/1983 W 3-0 WSH	3/24/1992 W 8-2 at WSH	1/16/1999 L 2-3* WSH	1/9/2004 L 1-4 at WSH	3/25/2008 OT 2-3** WSH	2/26/2013 L 0-3 at WSH
2/26/1984 L 3-4 WSH	11/7/1992 L 2-6 WSH	2/5/1999 L 1-4 at WSH	1/29/2004 L 3-5 WSH	4/1/2008 L 1-4 at WSH	3/12/2013 W 4-0 at WSH
3/7/1984 L 2-4 at WSH	12/16/1992 W 6-3 WSH	2/18/1999 T 2-2* WSH	2/12/2004 T 3-3* WSH	11/6/2008 L 2-3 at WSH	3/14/2013 L 2-3 WSH
12/29/1984 L 2-3 at WSH	12/18/1992 L 3-4 at WSH	4/14/1999 W 3-0 WSH	2/25/2004 W 2-1 at WSH	11/12/2008 L 1-5 WSH	4/2/2013 L 3-5 WSH
3/27/1985 W 3-1 at WSH	3/19/1993 L 2-5 at WSH	11/7/1999 W 3-2 WSH	10/12/2005 W 7-2 WSH	12/7/2008 W 3-1 WSH	4/11/2013 L 1-3 at WSH
4/4/1985 W 2-0 WSH	12/7/1993 W 6-1 at WSH	11/19/1999 T 3-3* at WSH	10/22/2005 W 4-0 at WSH	3/3/2009 W 5-2 at WSH	10/10/2013 W 3-2 at WSH
2/2/1986 L 4-5 WSH	12/18/1993 W 4-1 WSH	2/3/2000 L 1-2 at WSH	1/21/2006 L 2-5 at WSH	3/14/2009 OT 4-5** at WSH	12/3/2013 W 4-1 at WSH
3/29/1986 T 6-6* WSH	2/27/1994 L 1-3 WSH	2/21/2000 T 1-1* WSH	3/25/2006 L 1-3 WSH	3/21/2009 W 4-1 WSH	12/20/2013 L 2-4 WSH
4/3/1986 L 2-4 at WSH	3/22/1994 L 1-4 at WSH	3/17/2000 L 2-4 at WSH	3/29/2006 L 1-5 WSH	11/30/2009 L 2-3 WSH	1/2/2014 W 4-3* at WSH
12/30/1986 W 3-1 at WSH	1/21/1995 T 1-1* WSH	10/7/2000 T 3-3* WSH	4/3/2006 W 6-5* WSH	12/11/2009 OT 3-4* at WSH	4/10/2014 L 2-5 WSH
1/17/1987 L 1-6 WSH	3/20/1995 L 0-5 WSH	2/24/2001 L 1-2 WSH	4/5/2006 W 4-3** at WSH	12/28/2009 W 6-3 at WSH	
2/6/1987 W 5-2 at WSH	3/26/1995 W 4-3* at WSH	3/15/2001 W 3-0 at WSH	4/7/2006 W 4-3 at WSH	3/10/2010 OT 3-4* at WSH	



# WINNIPEG JETS

## 2014-15 SCHEDULE

10/21/14 .....at WPG ..... 8 p.m.  
11/13/14 .....at CAR ..... 7 p.m.

## HURRICANES vs. WINNIPEG

ALL-TIME: ..... GP: 80 ..... 47-23-9-1 ..... GF: 255 ..... GA: 228  
at home: ..... GP: 40 ..... 20-15-5 ..... GF: 118 ..... GA: 123  
on road: ..... GP: 40 ..... 27-8-4-1 ..... GF: 137 ..... GA: 105  
in overtime: ..... GP: 19 ..... 9-5-5

Executive Chairman.....Mark Chipman  
Executive vice president/General manager .....Kevin Cheveldayoff  
Head coach.....Paul Maurice  
Assistant coaches.....Charlie Huddy, Pascal Vincent  
Goaltending coach.....Wade Flaherty  
Senior director, corporate communications.....Scott Brown  
Manager, hockey communications .....Keegan Goodrich  
Communications coordinator .....Kalen Qually  
General office.....404/878-3300

Inaugural season .....1999-00 (Atlanta); 2011-12 (Winnipeg)  
Stanley Cup titles .....None  
Home ice .....MTS Centre (1999)  
Building capacity .....15,015  
2013-14 record .....37-35-10  
AHL affiliate.....St. John's IceCaps

## 2013-14 SERIES RECAP

### SEASON SERIES TIED: 1-1-0

At CAROLINA HURRICANES      Attend      Goaltenders      Winning Goal  
04 Feb '14   Hurricanes 1   Jets 2   14,033   Khudobin vs Pavelec   Chris Thorburn

At WINNIPEG JETS      Attend      Goaltenders      Winning Goal  
22 Mar '14   Hurricanes 3   Jets 2   15,004   Ward vs Montoya   Riley Nash

### SERIES STATISTICS

HURRICANES SPECIALTY TEAMS  
Power Play.....1-6 ..... 16.7%  
Penalty Killing.....2-2 ..... 100.0%

JETS SPECIALTY TEAMS  
Power Play.....0-2 ..... 0.0%  
Penalty Killing.....5-6 ..... 83.3%

### HURRICANES LEADING SCORERS

	GP	G	A	TP	+/-	PM
Riley Nash	2	2	0	2	1	0
Andrej Sekera	2	0	2	2	0	0

### JETS LEADING SCORERS

	GP	G	A	TP	+/-	PM
Bryan Little	2	1	1	2	2	2
Michael Frolik	2	0	2	2	2	0
Andrew Ladd	2	1	0	1	2	0

### GOALTENDING

HURRICANES	GP	Min	W-L-OT	SO	GA	SA	SV	GAA	SV%
Cam Ward	1	60	1-0-0	0	2	36	34	2.00	.944
Anton Khudobin	1	60	0-1-0	0	2	27	25	2.01	.926

JETS	GP	Min	W-L-OT	SO	GA	SA	SV	GAA	SV%
Ondrej Pavelec	1	60	1-0-0	0	1	29	28	1.00	.966
AI Montoya	1	59	0-1-0	0	3	32	29	3.07	.906

## ALL-TIME SEASON SERIES RECORDS

YEAR	OVERALL	HOME	ROAD	YEAR	OVERALL	HOME	ROAD	YEAR	OVERALL	HOME	ROAD
1999-00	5-0-0-0	3-0-0-0	2-0-0-0	2005-06	4-4-0	2-2-0	2-2-0	2010-11	5-0-1	2-0-1	3-0-0
2000-01	4-0-1-0	2-0-0-0	2-0-1-0	2006-07	4-3-1	1-2-1	3-1-0	2011-12	2-3-1	1-1-1	1-2-0
2001-02	3-0-2-0	2-0-1-0	1-0-1-0	2007-08	6-1-1	2-1-1	4-0-0	2012-13	1-2-1	0-2-0	1-0-1
2002-03	2-2-1-0	1-1-0-0	1-1-1-0	2008-09	3-3-0	2-1-0	1-2-0	2013-14	1-1-0	0-1-0	1-0-0
2003-04	4-1-0-1	2-1-0-0	2-0-0-1	2009-10	3-3-0	0-3-0	3-0-0				

## ALL-TIME SEASON GAME RESULTS (\*Overtime \*\*Shootout)

12/18/1999	W	4-2	WPG (ATL)	12/20/2002	W	3-2*	at WPG (ATL)	4/1/2006	L	2-5	at WPG (ATL)	3/19/2008	W	5-3	at WPG (ATL)	2/5/2011	W	4-3*	WPG (ATL)
1/1/2000	W	4-2	at WPG (ATL)	12/27/2002	L	3-5	WPG (ATL)	4/8/2006	L	2-5	at WPG (ATL)	3/28/2008	W	7-1	WPG (ATL)	2/13/2011	W	3-2	at WPG (ATL)
3/12/2000	W	5-1	WPG (ATL)	1/7/2003	T	3-3*	at WPG (ATL)	10/13/2006	W	4-3	at WPG (ATL)	11/9/2008	L	2-5	WPG (ATL)	3/9/2011	OT	2-3*	WPG (ATL)
4/8/2000	W	4-3	at WPG (ATL)	3/26/2003	L	1-5	at WPG (ATL)	10/25/2006	W	5-4*	WPG (ATL)	11/14/2008	L	2-3	at WPG (ATL)	4/8/2011	W	6-1	at WPG (ATL)
4/9/2000	W	2-1	WPG (ATL)	11/13/2003	W	5-1	WPG (ATL)	11/1/2006	W	5-2	at WPG (ATL)	12/26/2008	W	5-4	at WPG (ATL)	10/22/2011	L	3-5	at WPG
12/6/2000	W	5-3	at WPG (ATL)	1/16/2004	W	4-3	at WPG (ATL)	1/13/2007	OT	3-4**	WPG (ATL)	12/31/2008	W	3-1	WPG (ATL)	11/25/2011	L	1-3	WPG
2/1/2001	W	3-1	at WPG (ATL)	1/18/2004	L	2-5	WPG (ATL)	2/20/2007	L	1-3	WPG (ATL)	1/31/2009	W	2-0	WPG (ATL)	12/9/2011	L	2-4	at WPG
2/21/2001	W	6-3	WPG (ATL)	3/5/2004	W	3-2*	at WPG (ATL)	2/24/2007	W	4-1	at WPG (ATL)	2/28/2009	L	3-5	at WPG (ATL)	1/23/2012	W	2-1	WPG
2/27/2001	T	1-1*	at WPG (ATL)	3/12/2004	W	4-2	WPG (ATL)	3/4/2007	L	1-3	at WPG (ATL)	11/27/2009	L	4-6	WPG (ATL)	3/18/2012	W	4-3	at WPG
4/6/2001	W	3-2	WPG (ATL)	3/15/2004	OTL	0-1*	at WPG (ATL)	4/6/2007	L	1-4	WPG (ATL)	1/16/2010	L	3-5	WPG (ATL)	3/30/2012	OT	3-4*	WPG
10/13/2001	W	5-2	at WPG (ATL)	11/12/2005	L	0-9	WPG (ATL)	11/10/2007	W	5-3	at WPG (ATL)	1/21/2010	W	5-2	at WPG (ATL)	2/21/2013	L	3-4	WPG
10/20/2001	W	2-1*	WPG (ATL)	11/27/2005	L	2-5	WPG (ATL)	11/16/2007	L	0-3	WPG (ATL)	3/7/2010	W	4-0	at WPG (ATL)	3/26/2013	L	1-4	WPG
12/21/2001	W	5-4*	WPG (ATL)	11/29/2005	W	4-3*	at WPG (ATL)	1/2/2008	OT	4-5*	WPG (ATL)	3/27/2010	L	0-4	WPG (ATL)	3/30/2013	W	3-1	at WPG
4/7/2002	T	1-1*	WPG (ATL)	1/4/2006	W	4-3	WPG (ATL)	1/4/2008	W	4-3	at WPG (ATL)	3/29/2010	W	4-1	at WPG (ATL)	4/18/2013	OT	3-4*	at WPG
4/14/2002	T	2-2*	at WPG (ATL)	1/26/2006	W	5-1	at WPG (ATL)	2/21/2008	W	5-3	WPG (ATL)	12/16/2010	W	3-2**	at WPG (ATL)	2/4/2014	L	1-2	WPG
10/11/2002	W	5-3	WPG (ATL)	1/28/2006	W	4-1	WPG (ATL)	3/5/2008	W	6-3	at WPG (ATL)	1/9/2011	W	4-3*	WPG (ATL)	3/22/2014	W	3-2	at WPG

# ALL-TIME LEADERS

## OPPONENT ALL-TIME SCORING LEADERS

RK.	PLAYER	CLUB(S)	GP	G	A	PTS	PIM	PP	SH	GW	+/-
1.	Ray Bourque (Ret.)	BOS-COL	126	37	109	146	103	17	1	5	64
2.	Peter Stastny (Ret.)	QUE-NJ	76	41	79	120	60	16	0	8	14
3.	Dave Andreychuk (Ret.)	BUF-TOR-NJ-BOS-TB	119	52	62	114	78	21	1	10	23
4.	Jaromir Jagr	PIT-WAS-NYR-PHI-BOS-NJ	78	36	75	111	56	7	0	7	24
5.	Wayne Gretzky (Ret.)	EDM-LA-STL-NYR	57	36	73	109	74	4	3	3	27
6.	Michel Goulet (Ret.)	QUE-CHI	83	62	40	102	122	19	1	4	30
7.	Dale Hawerchuk (Ret.)	WPG-BUF-STL-PHI	63	30	66	96	18	17	0	3	9
8.	Martin St. Louis	CGY-TB-NYR	79	38	53	91	28	11	1	7	29
9.	Mark Recchi (Ret.)	PIT-PHI-MTL-ATL-TB-BOS	89	33	50	83	58	11	1	7	-3
10.	Bobby Smith (Ret.)	MIN-MTL	73	28	51	79	44	12	0	2	12
	Joe Sakic (Ret.)	QUE-COL	61	27	52	79	20	8	2	8	-1
12.	Vincent Lecavalier	TB-PHI	84	31	47	78	46	10	1	2	12
13.	Phil Housley (Ret.)	BUF-WPG-CGY-NJ-WAS-CHI	84	16	61	77	45	2	0	2	7
14.	Adam Oates (Ret.)	DET-STL-BOS-WAS-PHI-ANA-EDM	70	18	58	76	26	7	0	2	19
15.	Ilya Kovalchuk (Ret.)	ATL-NJ	59	37	37	74	45	10	1	7	-10
	Anton Stastny (Ret.)	QUE	61	31	43	74	18	9	0	6	14
	Mario Lemieux (Ret.)	PIT	40	30	44	74	18	9	3	0	3
18.	Rick Middleton (Ret.)	BOS	59	28	45	73	6	9	0	3	30
19.	Mats Sundin (Ret.)	QUE-TOR-VAN	66	32	40	72	42	6	1	1	30
	Mark Messier (Ret.)	EDM-NYR-VAN	69	29	43	72	73	6	2	5	9
21.	Pierre Turgeon (Ret.)	BUF-NYI-MTL-STL-DAL-COL	64	31	39	70	31	12	2	6	15
	Alex Ovechkin	WAS	57	27	43	70	45	9	0	4	5
23.	Denis Savard (Ret.)	CHI-MTL-TB	59	28	41	69	55	6	0	1	24
24.	Alexander Mogilny (Ret.)	BUF-VAN-NJ-TOR	57	31	33	64	14	14	0	5	7
	Vincent Damphousse (Ret.)	TOR-EDM-MTL-SJ	60	25	39	64	64	8	1	6	14
26.	Mats Naslund (Ret.)	MTL-BOS	64	25	38	63	8	6	1	7	3
	Dale Hunter (Ret.)	QUE-WAS	87	14	49	63	253	7	1	1	28
28.	Pat LaFontaine (Ret.)	NYI-BUF-NYR	48	25	36	61	22	8	1	4	16
	Paul Coffey (Ret.)	EDM-PIT-LA-DET-PHI-BOS	45	15	46	61	64	8	0	2	8
30.	Ryan Walter (Ret.)	WAS-MTL-VAN	75	26	34	60	69	5	1	4	23
31.	Luc Robitaille (Ret.)	LA-PIT-NYR-DET	43	34	25	59	31	10	0	1	12
	Olli Jokinen	LA-NYI-FLA-PHO-CGY-WPG	61	22	37	59	61	5	1	2	5
33.	Peter Bondra (Ret.)	WAS-OTT-ATL	62	34	22	56	40	11	3	6	8
	Keith Crowder (Ret.)	BOS-LA	62	28	28	56	120	8	0	2	11
35.	Stephane Richer (Ret.)	MTL-NJ-TB-STL-PIT	75	27	28	55	50	9	0	5	-2
	Marian Hossa	OTT-ATL-DET-CHI	51	24	31	55	35	7	2	3	6
	Patrik Elias	NJ	54	21	34	55	18	4	1	5	22
	Guy Carbonneau (Ret.)	MTL-DAL	97	17	38	55	47	2	2	6	17
	Larry Robinson (Ret.)	MTL-LA	71	8	47	55	18	5	0	0	34
40.	Barry Pederson (Ret.)	BOS-VAN-PIT	49	30	24	54	28	11	2	6	21
	Brian Leetch (Ret.)	NYR-BOS	55	14	40	54	28	5	0	4	9
42.	Mike Foligno (Ret.)	DET-BUF-TOR-FLA	81	27	26	53	129	3	0	6	19
	Kirk Muller (Ret.)	NJ-MTL-TOR-FLA-DAL	56	21	32	53	74	6	0	1	5
	Guy Lafleur (Ret.)	MTL-NYR-QUE	39	18	35	53	8	3	0	2	21
	Craig Jannet (Ret.)	BOS-STL-SJ-PHO-TB	42	11	42	53	20	5	0	2	13
46.	Cam Neely (Ret.)	VAN-BOS	55	26	26	52	139	6	0	7	21
47.	Brad Richards	TB-DAL-NYR	57	17	34	51	31	6	0	2	-1
48.	Chris Chelios (Ret.)	MTL-CHI-DET	65	14	36	50	191	5	0	1	15
49.	Alex Kovalev (Ret.)	NYR-PIT-MTL-OTT-FLA	64	24	25	49	66	10	1	4	-17
	Brian Bellows (Ret.)	MIN-MTL-TB-ANA-WAS	56	23	26	49	43	13	0	2	-11
50.	Dino Ciccarelli (Ret.)	MIN-WAS-DET-TB-FLA	47	28	20	48	40	10	0	3	5
	Steve Larmer (Ret.)	CHI-NYR	39	23	25	48	14	7	2	3	27
	Wilf Paiement (Ret.)	COL-TOR-QUE-BUF-PIT	47	21	27	48	96	4	1	3	17
	Vinny Prospal (Ret.)	PHI-OTT-TB-ANA-NYR-CBJ	55	20	28	48	36	7	0	1	14
	Mario Tremblay (Ret.)	MTL	40	19	29	48	73	5	0	3	10

## OPPONENT TOP GOALIES \*Minimum 15 games played

RK.	GOALTENDER	CLUB(S)	GP	MIN	GA	SO	GAA	W-L-T/OT
1.	Chris Osgood (Ret.)	DET-NYI-STL	16	958	24	3	1.50	12-4-0
2.	Patrick Lalime (Ret.)	PIT-OTT-BUF	20	1203	35	2	1.75	11-4-4
3.	Martin Brodeur	NJ	62	3626	127	9	2.10	39-16-6
4.	Henrik Lundqvist	NYR	27	1641	60	1	2.19	17-9-1
5.	Dominik Hasek (Ret.)	CHI-BUF-DET-OTT	42	2486	91	1	2.20	23-15-4
6.	Mike Vernon (Ret.)	CGY-DET-SJ-FLA	21	1194	44	1	2.21	15-5-1
7.	Olaf Kolzig (Ret.)	WAS	49	2939	115	4	2.35	26-14-9
8.	Carey Price	MTL	17	996	39	2	2.35	10-5-2
9.	Craig Billington (Ret.)	NJ-OTT-BOS-COL-WAS	16	839	33	1	2.36	9-2-3
10.	Nikolai Khabibulin	WPG-PHO-TB-CHI-EDM	19	1113	44	3	2.37	7-7-5
11.	Ed Belfour (Ret.)	CHI-DAL-TOR-FLA	24	1416	57	2	2.42	11-8-5
12.	Martin Biron (Ret.)	BUF-PHI-NYI-NYR	22	1245	52	1	2.51	13-4-3
13.	Jose Theodore	MTL-COL-WAS-FLA	40	2237	94	5	2.52	21-13-3
14.	Mike Richter (Ret.)	NYR	38	2235	94	3	2.52	22-15-1
15.	Richard Sevigny (Ret.)	MTL-QUE	17	945	40	0	2.54	11-3-1
16.	Roberto Luongo	NYI-FLA-VAN	28	1552	67	1	2.59	10-14-4
17.	Ron Tugnutt (Ret.)	QUE-OTT-PIT-CBJ-DAL	33	1834	81	0	2.65	13-11-6
18.	Patrick Roy (Ret.)	MTL-COL	63	3686	163	4	2.65	35-18-7
19.	Glen Hanlon (Ret.)	VAN-STL-NYR-DET	16	927	41	2	2.65	6-6-4
20.	Ryan Miller	BUF	26	1529	68	0	2.67	13-9-4







# YEAR-BY-YEAR REVIEW

Review of 2013-14 Season and Year-By-Year Franchise Records

# 2013-14 FINAL STANDINGS

## EASTERN CONFERENCE

		ATLANTIC DIVISION						
		GP	W	L	OT	GF	GA	PTS
BOSTON	(1)	82	54	19	9	261	177	117
TAMPA BAY	(3)	82	46	27	9	240	215	101
MONTREAL	(4)	82	46	28	8	215	204	100
DETROIT	(8)	82	39	28	15	222	230	93
OTTAWA	(11)	82	37	31	14	236	265	88
TORONTO	(12)	82	38	36	8	231	256	84
FLORIDA	(15)	82	29	45	8	196	268	66
BUFFALO	(16)	82	21	51	10	157	248	52

		METROPOLITAN DIVISION						
		GP	W	L	OT	GF	GA	PTS
PITTSBURGH	(2)	82	51	24	7	249	207	109
NY RANGERS	(5)	82	45	31	6	218	193	96
PHILADELPHIA	(6)	82	42	30	10	236	235	94
COLUMBUS	(7)	82	43	32	7	231	216	93
WASHINGTON	(9)	82	38	30	14	235	240	90
NEW JERSEY	(10)	82	35	29	18	197	208	88
CAROLINA	(13)	82	36	35	11	207	230	83
NY ISLANDERS	(14)	82	34	37	11	225	267	79

## WESTERN CONFERENCE

CENTRAL DIVISION								
		GP	W	L	OT	GF	GA	PTS
COLORADO	(2)	82	52	22	8	250	220	112
ST. LOUIS	(3)	82	52	23	7	248	191	111
CHICAGO	(5)	82	46	21	15	267	220	107
MINNESOTA	(7)	82	43	27	12	207	206	98
DALLAS	(8)	82	40	31	11	235	228	91
NASHVILLE	(10)	82	38	32	12	216	242	88
WINNIPEG	(11)	82	37	35	10	227	237	84

		PACIFIC DIVISION						
		GP	W	L	OT	GF	GA	PTS
ANAHEIM	(1)	82	54	20	8	266	209	116
SAN JOSE	(4)	82	51	22	9	249	200	111
LOS ANGELES	(6)	82	46	28	8	206	174	100
PHOENIX	(9)	82	37	30	15	216	231	89
VANCOUVER	(12)	82	36	35	11	196	223	83
CALGARY	(13)	82	35	40	7	209	241	77
EDMONTON	(14)	82	29	44	9	203	270	67

## INDIVIDUAL SCORING LEADERS

PLAYER	TEAM	GP	G	A	PTS	+/-	PIM	PP	SH	GW	S	%
SIDNEY CROSBY	PITTSBURGH	80	36	68	104	18	46	11	0	5	259	13.9
RYAN GETZLAF	ANAHEIM	77	31	56	87	28	31	5	0	7	204	15.2
CLAUDE GIROUX	PHILADELPHIA	82	28	58	86	7	46	7	0	7	223	12.6
TYLER SEGUIN	DALLAS	80	37	47	84	16	18	11	0	8	294	12.6
COREY PERRY	ANAHEIM	81	43	39	82	32	65	8	0	9	280	15.4
PHIL KESSEL	TORONTO	82	37	43	80	5-	27	8	0	6	305	12.1
TAYLOR HALL	EDMONTON	75	27	53	80	15-	44	7	0	1	250	10.8
ALEX OVECHKIN	WASHINGTON	78	51	28	79	35-	48	24	0	10	386	13.2
JOE PAVELSKI	SAN JOSE	82	41	38	79	23	32	16	1	3	225	18.2
JAMIE BENN	DALLAS	81	34	45	79	21	64	5	1	3	279	12.2
NICKLAS BACKSTROM	WASHINGTON	82	18	61	79	20-	54	6	1	1	196	9.2
PATRICK SHARP	CHICAGO	82	34	44	78	13	40	10	0	3	313	10.9
JOE THORNTON	SAN JOSE	82	11	65	76	20	32	2	0	3	122	9.0
ERIK KARLSSON	OTTAWA	82	20	54	74	15-	36	5	0	1	257	7.8
EVGENI MALKIN	PITTSBURGH	60	23	49	72	10	62	7	0	3	191	12.0
PATRICK MARLEAU	SAN JOSE	82	33	37	70	0	18	11	2	4	285	11.6
ANZE KOPITAR	LOS ANGELES	82	29	41	70	34	24	10	0	9	200	14.5
MATT DUCHENE	COLORADO	71	23	47	70	8	19	5	0	6	217	10.6
MARTIN ST LOUIS	TB-NYR	81	30	39	69	13	10	9	1	5	204	14.7
PATRICK KANE	CHICAGO	69	29	40	69	7	22	10	0	6	227	12.8
BLAKE WHEELER	WINNIPEG	82	28	41	69	4	63	8	0	4	225	12.4
KYLE OKPOSO	NY ISLANDERS	71	27	42	69	9-	51	5	0	4	195	13.8
DAVID KREJCI	BOSTON	80	19	50	69	39	28	3	0	6	169	11.2

## GOALTENDING LEADERS (Minimum 25 GPI)

GOALTENDER	TEAM	GPI	MINS	GA	GAA
JOSH HARDING	MINNESOTA	29	1668	46	1.65
BRIAN ELLIOTT	ST. LOUIS	31	1624	53	1.96
CORY SCHNEIDER	NEW JERSEY	45	2680	88	1.97
TUUKKA RASK	BOSTON	58	3386	115	2.04
JONATHAN QUICK	LOS ANGELES	49	2904	100	2.07

## 2014 STANLEY CUP PLAYOFFS

EASTERN CONFERENCE		WESTERN CONFERENCE	
Boston def. Detroit.....	4-1	Minnesota def. Colorado.....	4-3
Montreal def. Tampa Bay.....	4-0	Chicago def. St. Louis.....	4-2
Pittsburgh def. Columbus.....	4-2	Anaheim def. Dallas.....	4-2
NY Rangers def. Philadelphia.....	4-3	Los Angeles def. San Jose.....	4-3
Montreal def. Boston.....	4-3	Chicago def. Minnesota.....	4-2
NY Rangers def. Pittsburgh.....	4-3	Los Angeles def. Anaheim.....	4-3
NY Rangers def. Montreal.....	4-2	Los Angeles def. Chicago.....	4-3

**Los Angeles def. NY Rangers 4-1 to win the Stanley Cup**

## 2013-14 HURRICANES SCORING

POS	NO	PLAYER	GP	TOI	G	A	PTS	+/-	PIM	GOALS			SHOOTING	
										PP	SH	GW	S	PCTG
C	12	ERIC STAAL	79	20:17	21	40	61	13-	74	1	2	0	230	9.1
C	53	JEFF SKINNER	71	17:11	33	21	54	14-	22	11	0	6	274	12.0
D	4	ANDREJ SEKERA	74	23:40	11	33	44	4	20	4	1	1	142	7.7
R	28	ALEXANDER SEMIN	65	19:54	22	20	42	1	42	6	1	3	210	10.5
C	11	JORDAN STAAL	82	18:56	15	25	40	2	34	2	1	2	165	9.1
D	27	JUSTIN FAULK	76	23:24	5	27	32	9-	37	2	0	1	152	3.3
C	14	NATHAN GERBE	81	16:24	16	15	31	6-	36	3	2	1	221	7.2
C	19	JIRI TLUSTY	68	15:10	16	14	30	2	22	0	2	5	131	12.2
C	20	RILEY NASH	73	12:40	10	14	24	0	29	1	0	3	86	11.6
R	39	PATRICK DWYER	75	14:39	8	14	22	2-	14	0	2	2	134	6.0
C	8	ANDREI LOKTIONOV	68	12:59	7	15	22	2-	14	2	0	2	78	9.0
		(NJ)	48	12:18	4	8	12	2	12	0	0	1	44	9.1
		(CAR)	20	14:35	3	7	10	4-	2	2	0	1	34	8.8
C	16	*ELIAS LINDHOLM	58	14:31	9	12	21	14-	4	4	0	2	70	12.9
D	44	JAY HARRISON	68	16:37	4	11	15	1-	44	1	0	1	103	3.9
D	65	RON HAINSEY	82	21:26	4	11	15	9-	45	0	0	1	72	5.6
C	22	MANNY MALHOTRA	69	11:35	7	6	13	0	18	0	0	1	53	13.2
L	21	DRAYSON BOWMAN	70	10:21	4	8	12	2-	16	0	0	0	80	5.0
D	7	*RYAN MURPHY	48	18:17	2	10	12	9-	10	1	0	0	81	2.5
R	18	RADEK DVORAK	60	10:38	4	5	9	3	41	0	0	2	52	7.7
D	26	JOHN-MICHAEL LILES	41	19:39	2	7	9	5	8	1	0	0	56	3.6
		(TOR)	6	17:03	0	0	0	2-	0	0	0	0	5	.0
		(CAR)	35	20:05	2	7	9	7	8	1	0	0	51	3.9
D	73	*BRETT BELLEMORE	64	17:28	2	6	8	1-	45	0	0	0	54	3.7
L	32	ZACH BOYCHUK	11	10:11	1	3	4	2	0	0	0	0	15	6.7
D	5	MIKE KOMISAREK	32	11:41	0	4	4	4-	14	0	0	0	20	.0
L	42	BRETT SUTTER	17	7:33	1	1	2	4-	9	0	0	1	16	6.3
L	58	*CHRIS TERRY	10	12:04	0	2	2	4-	0	0	0	0	13	.0
G	35	JUSTIN PETERS	21	58:20	0	2	2	0	4	0	0	0	0	.0
G	30	CAM WARD	30	54:50	0	1	1	0	2	0	0	0	0	.0
R	37	AARON PALUSHAJ	2	9:19	0	0	0	1-	0	0	0	0	2	.0
G	31	ANTON KHUDOBIN	36	57:53	0	0	0	0	0	0	0	0	0	.0

### TRADED PLAYERS' CAROLINA TOTALS

R	15	TUOMO RUUTU	57	14:14	5	11	16	19-	34	2	0	1	79	6.3
D	6	TIM GLEASON	17	15:53	0	1	1	7-	10	0	0	0	15	.0
R	8	KEVIN WESTGARTH	12	4:52	0	0	0	2-	4	0	0	0	6	.0

\*Rookie

### GOALTENDING

NO	GOALTENDER	GP	MINS	AVG	W	L	T	EN	SO	GA	SA	SV%	G	A	PIM
31	ANTON KHUDOBIN	36	2084	2.30	19	14	1	5	1	80	1076	.926	0	0	0
35	JUSTIN PETERS	21	1225	2.50	7	9	4	3	1	51	626	.919	0	2	4
30	CAM WARD	30	1645	3.06	10	12	6	3	0	84	824	.898	0	1	2
CAR TOTALS		82	4979	2.72	36	35	11	11	2	226	2537	.911			

HURRICANES POWER PLAY

OVERALL:	41/281	(14.6%—28th in the NHL)
AT HOME:	23/154	(14.9%—26th in the NHL)
ON ROAD:	18/127	(14.2%—24th in the NHL)

HURRICANES SHORTHANDED

OVERALL:	197/241	(81.7%—17th in the NHL)
AT HOME:	93/113	(82.3%—16th in the NHL)
ON ROAD:	104/128	(81.2%—17th in the NHL)

HURRICANES BY PERIOD

	1st	2nd	3rd	OT	TOTALS
GOALS	46	89	66	4	205
SHOTS	761	925	838	37	2561

OPPONENTS BY PERIOD

	1st	2nd	3rd	OT	TOTALS
GOALS	67	74	78	7	226
SHOTS	850	828	831	28	2537

OPENING GAME ROSTER VS. DETROIT RED WINGS

(Home 10/4/13)

4	Andrej Sekera	D
5	Mike Komisarek (healthy extra)	D
6	Tim Gleason (injured - concussion)	D
7	Ryan Murphy	D
8	Kevin Westgarth (healthy extra)	RW
11	Jordan Staal	C
12	Eric Staal	C
14	Nathan Gerbe	C
15	Tuomo Ruutu (injured - lower body)	LW
16	Elias Lindholm	C
18	Radek Dvorak	RW
19	Jiri Tlusty	LW
20	Riley Nash	C
21	Drayson Bowman	LW
25	Joni Pitkanen (injured - heel)	D
27	Justin Faulk	D
28	Alexander Semin	RW
30	Cam Ward	G
31	Anton Khudobin	G
39	Patrick Dwyer	RW
42	Brett Sutter	LW
44	Jay Harrison	D
53	Jeff Skinner	LW
65	Ron Hainsey	D
73	Brett Bellemore	D

CLOSING GAME ROSTER VS. PHILADELPHIA FLYERS

(Road 4/13/14)

4	Andrej Sekera (injured - lower body)	D
5	Mike Komisarek	D
8	Andrei Loktionov	C
11	Jordan Staal	C
12	Eric Staal	C
14	Nathan Gerbe	C
16	Elias Lindholm	C
18	Radek Dvorak	RW
19	Jiri Tlusty	LW
20	Riley Nash	C
21	Drayson Bowman	LW
22	Manny Malhotra	C
25	Joni Pitkanen (injured - heel)	D
26	John-Michael Liles	D
27	Justin Faulk	D
28	Alexander Semin (injured - upper body)	RW
30	Cam Ward	G
31	Anton Khudobin	G
35	Justin Peters (healthy extra)	G
39	Patrick Dwyer	RW
44	Jay Harrison	D
53	Jeff Skinner	C
65	Ron Hainsey	D
73	Brett Bellemore	D

REGULAR SEASON OFFENSIVE PROFICIENCY

*\*Does not include goals awarded for shootout wins*

WHEN CANES SCORE:	GP	W-L-OT	PTS
No Goals	5	0-5-0	0
One Goal	16	1-12-3	5
Two Goals	22	5-11-6	16
Three Goals	20	14-5-1	29
Four Goals	11	8-2-1	17
Five Or More Goals	8	8-0-0	16
Totals	82	36-35-11	83

REGULAR SEASON DEFENSIVE PROFICIENCY

*\*Does not include goals awarded to opponents in shootout losses*

WHEN CANES ALLOW:	GP	W-L-OT	PTS
No Goals	2	2-0-0	4
One Goal	15	15-0-0	30
Two Goals	18	11-4-3	25
Three Goals	22	6-10-6	18
Four Goals	12	1-10-1	3
Five Or More Goals	13	1-11-1	3
Totals	82	36-35-11	83

## OT GOALS, HAT TRICKS, SHUTOUTS AND PENALTY SHOTS

### OVERTIME GOALS

Stephen Weiss	10/4/13	in a 3-2 loss vs. Detroit
<b>Manny Malhotra</b>	<b>11/5/13</b>	<b>in a 2-1 win vs. Philadelphia</b>
David Krejci	11/23/13	in a 3-2 loss at Boston
Jordan Eberle	12/10/13	in a 5-4 loss at Edmonton
Chris Butler	12/12/13	in a 2-1 loss at Calgary
Radko Gudas	12/21/13	in a 3-2 loss at Tampa Bay
James Neal	12/27/13	in a 4-3 loss vs. Pittsburgh
<b>Alexander Semin</b>	<b>12/31/13</b>	<b>in a 5-4 win vs. Montreal</b>
<b>Jeff Skinner</b>	<b>1/2/14</b>	<b>in a 4-3 win at Washington</b>
<b>Jay Harrison</b>	<b>3/4/14</b>	<b>in a 3-2 win at San Jose</b>
Ryan Johansen	3/29/14	in a 3-2 loss vs. Columbus

### HAT TRICKS (Number in NHL Career/Number with the Hurricanes)

Jussi Jokinen	10/8/13	in a 5-2 PIT win at Pittsburgh
Derek Stepan	11/2/13	in a 5-1 NYR win at NY Rangers
<b>Jeff Skinner (1/1)</b>	<b>12/5/13</b>	<b>in a 5-2 win at Nashville</b>
<b>Jeff Skinner (2/2)</b>	<b>1/2/14</b>	<b>in a 4-3 OT win at Washington</b>

### SHUTOUTS (Number in NHL Career/Number with the Hurricanes)

Ben Bishop	11/1/13	in a 3-0 TB win at Carolina
<b>Justin Peters (3/3)</b>	<b>11/7/13</b>	<b>in a 1-0 win vs. NY Islanders</b>
Eddie Lack	12/9/13	in a 2-0 VAN win at Vancouver
Sergei Bobrovsky	1/10/14	in a 3-0 CBJ win at Columbus
Karri Ramo	1/13/14	in a 2-0 CGY win at Carolina
Carey Price	1/28/14	in a 3-0 MTL win at Montreal
<b>Anton Khudobin (3/1)</b>	<b>3/27/14</b>	<b>in a 3-0 win at Florida</b>

### PENALTY SHOTS

<b>Jeff Skinner</b>	<b>12/12/13</b>	<b>in a 2-1 Carolina OT loss at CGY (unsuccessful vs. Ramo)</b>
Alex Ovechkin	1/2/14	in a 4-3 Carolina OT win at WSH (unsuccessful vs. Khudobin)
<b>Jeff Skinner</b>	<b>3/7/14</b>	<b>in a 4-2 Carolina loss vs. NYR (successful vs. Lundqvist)</b>
Tyler Ennis	3/13/14	in a 4-2 Carolina win vs. BUF (successful vs. Ward)
Brian Gibbons	4/1/14	in a 4-1 Carolina win at PIT (unsuccessful vs. Khudobin)

## RECORD BY OPPONENT

OPPONENT	GP	W-L-OT	PTS	GF	GA
Anaheim	2	1-1-0	2	5	7
Boston	3	0-2-1	1	4	12
Buffalo	3	2-1-0	4	11	8
Calgary	2	0-1-1	1	1	4
Chicago	2	0-1-1	1	4	5
Colorado	2	1-1-0	2	4	5
Columbus	5	2-2-1	5	11	13
Dallas	2	1-1-0	2	5	5
Detroit	3	1-1-1	3	7	8
Edmonton	2	0-1-1	1	5	7
Florida	3	3-0-0	6	11	3
Los Angeles	2	0-1-1	1	2	4
Minnesota	2	0-1-1	1	3	5
Montreal	3	1-2-0	2	6	11
Nashville	2	2-0-0	4	7	3
New Jersey	4	1-3-0	2	11	16
NY Islanders	4	3-1-0	6	12	10
NY Rangers	4	1-3-0	2	7	14
Ottawa	3	2-0-1	5	11	5
Philadelphia	4	4-0-0	8	12	9
Phoenix	2	1-1-0	2	6	6
Pittsburgh	4	1-2-1	3	10	13
San Jose	2	2-0-0	4	8	5
St. Louis	2	1-1-0	2	5	5
Tampa Bay	3	0-2-1	1	5	11
Toronto	3	2-1-0	4	11	8
Vancouver	2	0-2-0	0	2	5
Washington	5	3-2-0	6	15	15
Winnipeg	2	1-1-0	2	4	4
<b>Totals</b>	<b>82</b>	<b>36-35-11</b>	<b>83</b>	<b>205</b>	<b>226</b>

\*GF/GA totals do not include goals awarded for shootout wins

## DECISION BREAKDOWN

	GP	W	L
One Goal	40	20	20
Two Goal	20	7	13
Three Goal	18	7	11
Four Goal	3	1	2
Five Goal	1	1	0
Six Goal	0	0	0
Seven Goal	0	0	0
<b>Totals</b>	<b>82</b>	<b>36</b>	<b>46*</b>
*Includes overtime/shootout losses			
Ties	0		
4-on-4 Overtime	11	4	7
Shootout	6	2	4
<b>Overtime/Shootout</b>	<b>17</b>	<b>6</b>	<b>11</b>

# HIGHS AND LOWS

STREAK	2013-14 SEASON	CAROLINA RECORD	FRANCHISE RECORD
Winning	5 – 12/31/13-1/9/14	9 – 10/22/05-11/11/05 9 – 12/31/05-1/19/06 9 – 3/18/09-4/7/09: 9-0-0	9 – 10/22-11/11, 2005 9 – 12/31, 2005-1/19, 2006 9 – 3/18/09-4/7/09: 9-0-0
Unbeaten	5 – 12/31/13-1/9/14	9 – 12/31/00-1/18/01: 7-0-2-0 9 – 10/22/05-11/11/05: 9-0-0 9 – 12/31/05-1/19/06: 9-0-0 9 – 3/18/09-4/7/09: 9-0-0	10 – 1/20-2/10, 1982: 6-0-4
Points Earned	5 – 3x, m.r., 3/27/14-4/3/14	12 – 10/12/05-11/11/05	12 – 10/12/05-11/11/05
Losing	5 – 3x, m.r., 2/8/14-3/2/14	7 – 10/28/09-11/11/09, 4/1/13-4/11/13	9 – 2/19/83-3/8/83
Winless	5 – 3x, m.r., 2/8/14-3/2/14	14 – 10/10/09-11/13/09: 0-10-4	14 – 1/4/92-2/9/92: 0-8-6 14 – 10/10/09-11/13/09: 0-10-4
Winning, Home	3 – 2x, m.r., 1/25/14-1/31/14	12 – 2/20/09-4/7/09	12 – 2/20/09-4/7/09
Unbeaten, Home	3 – 2x, m.r., 1/25/14-1/31/14	12 – 2/20/09-4/7/09: 12-0-0	12 – 2/20/09-4/7/09: 12-0-0
Points Earned, Home	5 – 11/5/13-11/15/13	15 – 12/13/05-1/28/06: 14-0-1	15 – 12/13/05-1/28/06: 14-0-1
Losing, Home	5 – 10/11/13-11/1/13	8 – 3/14/13-4/8/13: 0-8-0	8 – 3/14/13-4/8/13: 0-8-0
Winless, Home	5 – 10/11/13-11/1/13	9 – 1/17/02-3/18/02: 0-1-8-0	13 – 1/15/85-3/10/85: 0-11-2
Winning, Road	3 – 2x, m.r., 11/27/13-12/5/13	5 – 3x, m.r. = 3/15/11-4/8/11: 5-0-0	6 – 11/10/90-12/7/90
Unbeaten, Road	3 – 2x, m.r., 11/27/13-12/5/13	5 – 4x, m.r. = 3/15/11-4/8/11: 5-0-0	8 – 11/11/96-12/5/96: 4-0-4
Points Earned, Road	4 – 2x, m.r., 3/22/14-4/1/14	n/a	n/a
Losing, Road	6 – 10/24/13-11/23/13	9 – 1/8/03-2/11/03: 0-7-0-2	13 – 12/18/82-2/5/83
Winless, Road	6 – 10/24/13-11/23/13	15 – 1/7/03-3/2/03: 0-11-2-2	15 – 11/11/79-1/9/80: 0-11-4 15 – 1/7/03-3/2/03: 0-11-2-2

SINGLE-GAME HIGHS	2013-14 SEASON	CAROLINA RECORD	FRANCHISE RECORD
Goals	6 – 2x, m.r., 1/25/14 vs. OTT	9 – 3/7/09 at TB and 4/7/09 vs. NYI	11 – three times, m.r., 1/17/86 vs. QUE
Goals allowed	5 – 13x, m.r., 4/13/14 at PHI	9 – 11/25/05 vs. ATL	12 – 2/1/83 at QUE
Win margin	5 – 1/9/14 vs. TOR	9 – 4/7/09 vs. NYI	11 – 2/12/84 vs. EDM
Loss margin	4 – 2x, m.r., 3/15/14 at BOS	9 – 11/25/05 vs. ATL	9 – three times, m.r., 11/12/05 vs. ATL
Shots	55 – 3/13/14 vs. BUF	57 – 4/7/09 vs. NYI	65 – 3/15/84 vs. TOR
Shots allowed	50 – 12/21/13 at TB	60 – 10/25/08 at NYI	60 – 10/25/08 at NYI
Shots, both teams	86 – 3/2/14 at ANA		95 – 3/21/82 at PHI
Fewest shots	18 – 11/29/13 vs. NJ	10 – 1/3/99 at MTL	10 – 1/30/99 at MTL
Fewest shots allowed	18 – 2x, m.r., 2/25/14 at BUF	10 – twice, m.r., 3/26/07 vs. WSH	10 – twice, m.r., 3/26/07 vs. WSH
Fewest shots, both teams	44 – 11/27/13 at NJ		33 – 11/20/93 vs. SJ
Most PP goals	2 – 5x, m.r., 4/3/14 vs. DAL	5 – 11/29/02 vs. DET and 3/28/08 vs. ATL	5 – 11/29/02 vs. DET and 3/28/08 vs. ATL
Most PP goals allowed	3 – 12/20/13 vs. WSH	5 – twice, m.r., 10/26/07 vs. MTL	5 – twice, m.r., 10/26/07 vs. MTL
Most SH goals	2 – 11/16/13 at STL	3 – 4/7/06 at WSH	3 – 4/7/06 at WSH

SINGLE-PERIOD HIGHS	2013-14 SEASON	CAROLINA RECORD	FRANCHISE RECORD
Goals	4 – 3x, m.r., 1/25/14 vs. OTT, 2nd	6 – 2x, m.r., 3/7/09 at TB, 2nd	7 – 2x, m.r., 10/19/85 vs. MTL, 1st
Goals allowed	4 – 3x, m.r., 3/25/14 vs. NYI, 1st	6 – twice, m.r., 2/10/07 at MIN, 1st	7 – 12/6/82 at MTL, 3rd
Shots	26 – 3/2/14 at ANA, 3rd	26 – 3/2/14 at ANA, 3rd	32 – 3/15/84 vs. TOR, 2nd
Shots allowed	19 – 3x, m.r., 3/18/14 at CBJ, 3rd	24 – twice, m.r., 10/24/05 vs. OTT, 3rd	28 – 1/30/82 vs. BOS, 3rd
Shots, both teams	34 – 3/2/14 at ANA, 3rd	39 – 12/10/01 at NYR, 2nd	41 – 2x, m.r., 2/25/84 vs. PHI, 1st
Fewest shots	0 – 3/18/14 at CBJ, 3rd	0 – 3x, m.r., 3/18/14 at CBJ, 3rd	0 – 5 times, m.r., 3/18/14 at CBJ, 3rd
Fewest shots allowed	3 – 3x, m.r., 1/22/14 at PHI, 1st	0 – 2/3/04 at COL, 3rd	0 – 4 times, m.r., 2/3/04 at COL, 3rd
Fewest shots, both teams	8 – 11/1/13 vs. TB, 1st	7 – 3x, m.r., 12/4/98 vs. PIT, 1st	6 – 3/28/89 at BUF, 1st



# INDIVIDUAL HIGH ANDS LOWS

STREAK	2013-14 SEASON	CAROLINA RECORD	FRANCHISE RECORD
Goals	4 – 2x, m.r., Jeff Skinner; 3/25/14-3/31/14	6 – 2x, m.r., Ray Sheppard; 11/14/98-11/25/98	9 – Pierre Larouche; 1/25/82-2/13/82
Assists	5 – 2x, m.r., Alexander Semin; 3/4/14-3/13/14	11 – Eric Staal; 2/10/12-3/6/12	11 – Eric Staal; 2/10/13-3/6/12
Points	7 – 2x, m.r., Alexander Semin; 3/2/14-3/15/14	12 – Eric Staal; 2/8/12-3/6/12: 7g, 14a	18 – Mike Rogers; 11/22/80-1/2/81: 19g, 20a
IND. HIGHS, GAME	2013-14 SEASON	CAROLINA RECORD	FRANCHISE RECORD
Goals	3 – 2x, m.r., Jeff Skinner; 1/2/14 at WSH	4 – Eric Staal; 3/7/09 at TB	4 – 3x, m.r., Eric Staal; 3/7/09 at TB
Assists	3 – Jordan Staal; 1/9/14 vs. TOR	4 – 8x, m.r., Eric Staal; 11/9/10 vs. EDM	6 – Ron Francis; 3/5/87 vs. BOS
Points	4 – Jordan Staal; 1/9/14 vs. TOR	6 – Eric Staal; 3/7/09 at TB: 4g, 2a	6 – 4x, m.r., Eric Staal; 3/7/09 at TB: 4g, 2a
PIMs	17 – Ron Hainsey; 2/27/14 at DAL	26 – Enrico Ciccone; 10/20/97 at NYR	42 – 2x, m.r., Nick Kypreos; 12/11/92 at BUF
Shots	13 – Jeff Skinner; 3/13/14 vs. BUF	26 – Eric Staal; 10/23/09 at COL	13 – Jeff Skinner; 3/13/14 vs. BUF
13 – Jeff Skinner; 3/13/14 vs. BUF		13 – Jeff Skinner; 3/13/14 vs. BUF	
IND. HIGHS, PERIOD	2013-14 SEASON	CAROLINA RECORD	FRANCHISE RECORD
Goals	2 – 5x, m.r., Elias Lindholm; 4/1/14 at PIT, 2nd	3 – 5x, m.r., Eric Staal; 12/26/08 at ATL, 3rd	3 – 5x, m.r., Eric Staal; 12/26/08 at ATL, 3rd
Assists	2 – 20x, m.r., Mike Komisarek; 4/13/14 at PHI, 1st	3 – 10x, m.r., Eric Staal; 11/17/10 vs. OTT, 1st	n/a
Points	3 – 3x, m.r., John-Michael Liles; 4/3/14 vs. DAL, 2nd	4 – 3x, m.r., Jiri Tlustý; 2/11/13 at NYI, 3rd	n/a
PIMs	17 – Ron Hainsey; 2/27/14 at DAL, 3rd	24 – Enrico Ciccone; 10/29/97 at NYR, 3rd, and Eric Staal; 10/23/09 at COL, 3rd	n/a
Shots	6 – 2x, m.r., Jeff Skinner; 3/14/14 vs. BUF, 3rd	7 – Eric Staal; 3/16/11 vs. TOR, 3rd	n/a
GOALTENDING HIGHS	2013-14 SEASON	CAROLINA RECORD	FRANCHISE RECORD
Saves, Game	47 – Justin Peters; 12/21/13 at TB	57 – Cam Ward; 10/25/08 at NYI	57 – Cam Ward; 10/25/08 at NYI
Saves, Period	18 – 3x, m.r., Anton Khudobin; 3/18/14 at CBJ, 3rd	24 – Martin Gerber; 10/24/05 vs. OTT, 3rd	24 – Martin Gerber; 10/24/05 vs. OTT, 3rd
Win Streak	4 – 2x, m.r., Anton Khudobin; 1/22/14-1/27/14	9 – Cam Ward; 3/18/09-4/7/09	9 – Cam Ward; 3/18/09-4/7/09
Unbeaten Streak	4 – 2x, m.r., Anton Khudobin; 1/22/14-1/27/14	9 – Arturs Irbe; 12/31/00-1/18/01 and Cam Ward: 3/18/09-4/7/09	9 – Arturs Irbe; 12/31/00-1/18/01 and Cam Ward: 3/18/09-4/7/09
Losing Streak	5 – Justin Peters; 10/24/13-11/2/13	11 – Kevin Weekes; 12/27/02-2/11/03	11 – Kevin Weekes; 12/27/02-2/11/03
Consecutive Starts in a Single Season	10 – Justin Peters; 10/25/13-11/16/13	40 – Arturs Irbe; 1/4/00-2/7/01: 21-15-3	40 – Arturs Irbe; 11/4/00-2/7/01: 21-15-3

# RESULTS

NO.	DATE	GAME	RESULT	REC.	PTS	GF	GA	PP	PK	SF	SA	ATT	GOALIE	GW
1	Oct. 4	DET	OT, 2-3 (OT)	0-0-1	1	2	3	1-3	3-3	25	38	18,680	Ward	Weiss
2	Oct. 6	PHI	W, 2-1	1-0-1	3	4	4	0-4	2-2	34	18	16,088	Khudobin	Dvorak
3	Oct. 8	at PIT	L, 2-5	1-1-1	3	6	9	0-2	1-3	34	37	18,451	Ward	Jokinen
4	Oct. 10	at WSH	W, 3-2	2-1-1	5	9	11	1-5	5-5	36	32	18,506	Khudobin	Gerbe
5	Oct. 11	LA	OT, 1-2 (SO)	2-1-2	6	10	12	1-5	3-3	28	37	16,353	Ward	(J. Carter)
6	Oct. 13	PHX	L, 3-5	2-2-2	6	13	17	1-9	3-5	34	32	15,384	Khudobin/Ward	Klinkhammer
7	Oct. 15	CHI	OT, 2-3 (SO)	2-2-3	7	15	19	0-4	3-3	34	36	16,263	Ward	(Sharp)
8	Oct. 17	at TOR	W, 3-2	3-2-3	9	18	21	1-4	4-4	38	26	19,277	Ward	Hainsey
9	Oct. 19	at NYI	W, 4-3	4-2-3	11	22	24	1-3	3-5	23	25	13,008	Ward	Tlusty
10	Oct. 24	at MIN	L, 1-3	4-3-3	11	23	27	1-5	3-5	28	27	17,668	Ward/Peters	Parise
11	Oct. 25	at COL	L, 2-4	4-4-3	11	25	31	0-3	2-3	30	34	16,177	Peters	Tanguay
12	Oct. 28	PIT	L, 1-3	4-5-3	11	26	34	1-5	3-3	21	29	15,042	Peters	Kunitz
13	Nov. 1	TB	L, 0-3	4-6-3	11	26	37	0-4	3-3	31	32	14,828	Peters	Hedman
14	Nov. 2	at NYR	L, 1-5	4-7-3	11	27	42	1-3	3-4	28	38	18,006	Peters	Hagelin
15	Nov. 5	PHI	W, 2-1 (OT)	5-7-3	13	29	43	0-4	3-4	38	29	15,519	Peters	Malhotra
16	Nov. 7	NYI	W, 1-0	6-7-3	15	30	43	0-2	3-3	24	21	11,541	Peters	Dvorak
17	Nov. 9	MIN	OT, 2-3 (SO)	6-7-4	16	32	45	0-3	4-4	29	30	14,704	Peters	(Pominville)
18	Nov. 12	COL	W, 2-1	7-7-4	18	34	46	0-1	1-2	28	34	13,278	Peters	Dwyer
19	Nov. 15	ANA	W, 3-2 (SO)	8-7-4	20	36	48	1-3	2-3	23	30	14,802	Peters	(Terry)
20	Nov. 16	at STL	L, 2-4	8-8-4	20	38	52	0-4	4-5	20	32	17,936	Peters	Steen
21	Nov. 18	BOS	L, 1-4	8-9-4	20	39	56	0-4	1-2	24	30	13,919	Ward	Soderberg
22	Nov. 21	at DET	L, 3-4	8-10-4	20	42	60	0-4	3-4	27	47	20,066	Peters	Nyquist
23	Nov. 23	at BOS	OT, 2-3 (OT)	8-10-5	21	44	63	1-2	4-5	24	38	17,565	Ward	Krejci
24	Nov. 24	OTT	W, 4-1	9-10-5	23	48	64	1-4	2-2	37	36	13,657	Ward	Ruutu
25	Nov. 27	at NJ	W, 4-3	10-10-5	25	52	67	0-1	1-1	22	22	16,592	Ward	Dwyer
26	Nov. 29	NJ	L, 2-5	10-11-5	25	54	72	0-3	2-3	18	31	15,034	Ward	Henrique
27	Dec. 1	VAN	L, 2-3	10-12-5	25	56	75	0-6	2-3	31	30	14,916	Ward	Kesler
28	Dec. 3	at WSH	W, 4-1	11-12-5	27	60	76	1-4	4-5	32	27	18,506	Peters	Skinner
29	Dec. 5	at NSH	W, 5-2	12-12-5	29	65	78	1-5	4-4	23	22	15,768	Peters	Nash
30	Dec. 6	SJ	W, 5-3	13-12-5	31	70	81	0-1	2-2	35	25	14,553	Ward	Lindholm
31	Dec. 9	at VAN	L, 0-2	13-13-5	31	70	83	0-4	4-4	31	26	18,910	Peters	Tanev
32	Dec. 10	at EDM	OT, 4-5 (OT)	13-13-6	32	74	88	1-1	2-3	28	29	16,839	Ward	Eberle
33	Dec. 12	at CGY	OT, 1-2 (OT)	13-13-7	33	75	90	0-2	1-1	30	30	19,289	Peters	Butler
34	Dec. 14	at PHX	W, 3-1	14-13-7	35	78	91	0-4	2-2	33	38	11,697	Peters	Skinner
35	Dec. 20	WSH	L, 2-4	14-14-7	35	80	95	1-5	1-4	41	29	17,737	Ward	Brouwer
36	Dec. 21	at TB	OT, 2-3 (OT)	14-14-8	36	82	98	0-2	4-5	27	50	19,204	Peters	Gudas
37	Dec. 23	CBJ	L, 3-4	14-15-8	36	85	102	2-6	5-5	33	25	16,601	Peters	Skille
38	Dec. 27	PIT	OT, 3-4 (OT)	14-15-9	37	88	106	0-1	1-1	34	26	18,124	Peters	Neal
39	Dec. 29	at TOR	L, 2-5	14-16-9	37	90	111	1-2	2-2	43	27	19,452	Ward	Kulemin
40	Dec. 31	MTL	W, 5-4 (OT)	15-16-9	39	95	115	2-10	4-6	42	25	16,807	Ward	Semin
41	Jan. 2	at WSH	W, 4-3 (OT)	16-16-9	41	99	118	1-4	1-1	33	41	18,506	Khudobin	Skinner
42	Jan. 4	at NYI	W, 3-2	17-16-9	43	102	120	0-2	1-2	30	40	14,208	Khudobin	Sutter
43	Jan. 5	NSH	W, 2-1	18-16-9	45	104	121	0-2	1-2	25	32	13,994	Khudobin	Skinner
44	Jan. 9	TOR	W, 6-1	19-16-9	47	110	122	2-6	2-2	36	26	16,583	Khudobin	Skinner
45	Jan. 10	at CBJ	L, 0-3	19-17-9	47	110	125	0-2	1-2	36	24	16,008	Khudobin	Jenner
46	Jan. 13	CGY	L, 0-2	19-18-9	47	110	127	0-1	2-3	23	29	15,276	Khudobin	Backlund
47	Jan. 18	FLA	W, 3-2	20-18-9	49	113	129	0-2	5-5	39	39	15,476	Khudobin	Semin
48	Jan. 19	TB	L, 3-5	20-19-9	49	116	134	1-5	1-2	51	24	16,760	Peters/Khudobin	Purcell
49	Jan. 22	at PHI	W, 3-2	21-19-9	51	119	136	0-2	1-2	32	24	19,592	Khudobin	Tlusty
50	Jan. 23	at BUF	W, 5-3	22-19-9	53	124	139	0-3	2-2	33	29	18,468	Khudobin	Sekera
51	Jan. 25	OTT	W, 6-3	23-19-9	55	130	142	1-4	2-2	32	26	11,458	Khudobin	Nash
52	Jan. 27	CBJ	W, 3-2	24-19-9	57	133	144	0-2	0-0	35	24	13,641	Khudobin	J. Staal
53	Jan. 28	at MTL	L, 0-3	24-20-9	57	133	147	0-3	2-2	36	30	21,273	Khudobin	Prust
54	Jan. 31	STL	W, 3-1	25-20-9	59	136	148	1-4	3-4	31	27	16,035	Khudobin	Skinner
55	Feb. 4	WPG	L, 1-2	25-21-9	59	137	150	0-3	0-0	29	27	14,033	Khudobin	Thorburn
56	Feb. 7	FLA	W, 5-1	26-21-9	61	142	151	1-3	4-4	32	35	16,132	Khudobin	Semin
57	Feb. 8	MTL	L, 1-4	26-22-9	61	143	155	0-2	1-1	32	24	18,680	Khudobin	White
58	Feb. 25	at BUF	L, 2-3	26-23-9	61	145	158	0-5	2-3	38	18	18,719	Ward	Ehrhoff
59	Feb. 27	at DAL	L, 1-4	26-24-9	61	146	162	0-5	7-7	30	34	16,122	Khudobin	Dillon
60	Mar. 1	at LA	L, 1-3	26-25-9	61	147	165	0-3	5-6	25	31	18,118	Khudobin	Martinez
61	Mar. 2	at ANA	L, 3-5	26-26-9	61	150	170	0-6	3-3	52	34	17,174	Ward	Cogliano
62	Mar. 4	at SJ	W, 3-2 (OT)	27-26-9	63	153	172	0-2	1-1	35	37	17,562	Khudobin	Harrison

NO.	DATE	GAME	RESULT	REC.	PTS	GF	GA	PP	PK	SF	SA	ATT	GOALIE	GW
63	Mar. 7	NYR	L, 2-4	27-27-9	63	155	176	0-4	3-4	24	44	17,547	Khudobin	Stepan
64	Mar. 8	at NJ	L, 4-5	27-28-9	63	159	181	1-2	1-2	33	31	16,162	Khudobin/Ward	Ruutu
65	Mar. 11	NYR	W, 3-1	28-28-9	65	162	182	0-4	3-3	35	25	15,667	Ward	J. Staal
66	Mar. 13	BUF	W, 4-2	29-28-9	67	166	184	1-5	2-2	55	23	13,654	Ward	Thlusty
67	Mar. 15	at BOS	L, 1-5	29-29-9	67	167	189	0-3	2-2	30	41	17,565	Ward	Iginla
68	Mar. 16	EDM	L, 1-2	29-30-9	67	168	191	0-3	3-4	30	33	16,588	Khudobin	Schultz
69	Mar. 18	at CBJ	W, 3-1	30-30-9	69	171	192	1-5	3-3	20	47	15,938	Khudobin	Loktionov
70	Mar. 21	at CHI	L, 2-3	30-31-9	69	173	195	1-6	5-5	28	25	21,857	Khudobin	Toews
71	Mar. 22	at WPG	W, 3-2	31-31-9	71	176	197	1-3	2-2	32	36	15,004	Ward	Nash
72	Mar. 25	NYI	L, 4-5	31-32-9	71	180	202	2-4	3-3	28	32	15,176	Ward/Khudobin	Martin
73	Mar. 27	at FLA	W, 3-0	32-32-9	73	183	202	0-1	3-3	32	35	12,379	Khudobin	Thlusty
74	Mar. 29	CBJ	OT, 2-3 (OT)	32-32-10	74	185	205	1-3	0-1	27	32	16,714	Khudobin	Johansen
75	Mar. 31	at OTT	OT, 1-2 (SO)	32-32-11	75	186	206	0-3	2-2	31	29	16,732	Ward	(Hemsky)
76	Apr. 1	at PIT	W, 4-1	33-32-11	77	190	207	1-1	1-1	28	31	18,635	Khudobin	Lindholm
77	Apr. 3	DAL	W, 4-1	34-32-11	79	194	208	2-5	3-3	32	34	15,730	Khudobin	Faulk
78	Apr. 5	NJ	L, 1-3	34-33-11	79	195	211	0-4	1-1	27	23	16,123	Khudobin	Zajac
79	Apr. 8	at NYR	L, 1-4	34-34-11	79	196	215	0-0	1-3	28	36	18,006	Ward	Pouliot
80	Apr. 10	WSH	L, 2-5	34-35-11	79	198	220	0-1	1-1	38	21	15,735	Khudobin	Brouwer
81	Apr. 11	at DET	W, 2-1	35-35-11	81	200	221	1-2	1-2	19	29	20,066	Ward	Thlusty
82	Apr. 13	at PHI	W, 6-5 (SO)	36-35-11	83	205	226	1-4	1-2	38	44	19,727	Khudobin	(E. Staal)

## PNC ARENA

ARENA CAPACITY: 18,680



## 2013-14

ATT. TOTALS  
ATT. AVG.  
NO. OF GAMES  
PCT. OF CAPACITY  
NO. OF SELLOUTS

## HOME ATT.

634,831  
15,484  
41  
82.9%  
2

## RECORD BY MONTH

MONTH	GP	W	L	OT	PTS	GF*	GA*
October	12	4	5	3	11	26	34
November	14	6	6	2	14	28	38
December	14	5	5	4	14	41	43
January	14	10	4	0	20	41	33
February	5	1	4	0	2	10	14
March	16	6	8	2	14	40	44
April	7	4	3	0	8	19	20
TOTALS	82	36	35	11	83	205	226

## RECORD BY DIVISION AND CONFERENCE

DIVISION	GP	W	L	OT	PTS	GF*	GA*
vs. Atlantic	24	11	9	4	26	66	66
vs. Metropolitan	30	15	13	2	32	78	90
vs. Central	14	6	6	2	14	32	32
vs. Pacific	14	4	7	3	11	29	38
CONFERENCE							
vs. Eastern	54	26	22	6	58	144	156
vs. Western	28	10	13	5	25	61	70

## HOME AND ROAD RECORD

	GP	W	L	OT	PTS	GF*	GA*
Overall Record	82	36	35	11	83	205	226
Record at Home	41	18	17	6	42	103	106
Record on Road	41	18	18	5	41	102	120

\*Does not include goals awarded for shootout wins

# GAME BY GAME

Date	Opp.	SEKERA #4	KOMISAREK #5	GLEASON #6	MURPHY #7	LOKTIONOV #8	WESTGARTH #8	STAAL #11	STAAL #12
Oct. 4	vs. DET	0-0 3/-2 21:43	DND	DND	0-0 0/0 17:00		DND	0-0 1/-1 21:03	0-0 2/-3 20:32
Oct. 6	vs. PHI	0-0 0/-1 22:17	DND	DND	0-1 1/2 16:02		DND	0-1 1/0 19:59	0-0 2/0 16:09
Oct. 8	at PIT	0-2 0/2 22:14	DND	INJ	0-0 2/-1 19:55		DND	0-0 6/0 20:42	1-0 5/0 19:02
Oct. 10	at WSH	0-0 2/1 23:56	DND	INJ	0-1 1/0 12:12		DND	0-1 0/0 18:07	0-1 2/0 22:05
Oct. 11	vs. LA	0-1 1/0 24:34	0-0 0/0 14:14	INJ	DND		0-0 1/0 6:38	0-0 4/0 21:05	0-0 3/-1 23:32
Oct. 13	vs. PHX	0-0 3/0 22:29	DND	INJ	0-1 2/0 18:45		DND	0-0 1/0 18:26	1-0 5/-1 22:40
Oct. 15	vs. CHI	0-0 3/0 23:51	DND	INJ	0-0 3/1 25:01		DND	0-0 1/0 20:31	0-1 4/-1 23:11
Oct. 17	at TOR	0-0 2/-1 24:53	DND	INJ	1-0 3/0 15:49		0-0 1/0 1:57	0-0 2/-1 18:50	1-0 6/1 22:00
Oct. 19	at NYI	0-0 0/1 28:32	0-0 0/1 18:22	INJ	0-1 1/0 14:17		0-0 0/0 1:45	1-0 2/-1 21:12	0-2 3/1 22:08
Oct. 24	at MIN	0-1 1/0 21:41	DND	INJ	0-0 4/-1 20:07		0-0 0/0 3:39	0-0 1/0 20:39	0-1 1/-1 19:30
Oct. 25	at COL	1-1 2/1 23:25	0-0 0/-2 10:12	0-0 3/0 17:19	0-0 1/0 24:21		0-0 0/0 6:06	0-1 2/1 22:28	0-0 3/-2 20:43
Oct. 28	vs. PIT	0-0 2/-3 22:31	DND	0-0 0/0 14:08	0-0 1/0 21:53		0-0 0/-1 4:28	0-0 1/-1 21:13	0-0 2/-1 22:03
Nov. 1	vs. TB	0-0 1/-2 24:55	DND	0-0 1/0 11:49	0-0 0/-1 20:55		INJ	0-0 3/0 19:05	0-0 5/-2 22:15
Nov. 2	at NYR	1-0 5/-3 20:10	DND	INJ	0-0 3/-1 20:21		INJ	0-0 2/-1 17:20	0-0 6/0 20:46
Nov. 5	vs. PHI	0-0 0/0 23:07	DND	INJ	0-0 1/1 24:55		INJ	1-0 2/1 16:36	0-1 3/1 21:26
Nov. 7	vs. NYI	0-0 2/0 23:45	DND	INJ	0-0 4/0 18:20		INJ	0-0 0/0 17:33	0-0 3/0 18:30
Nov. 9	vs. MIN	0-0 2/-1 24:18	DND	INJ	1-0 1/0 20:55		INJ	0-0 3/0 17:02	0-0 4/0 22:44
Nov. 12	vs. COL	0-0 2/2 18:47	DND	INJ	0-0 4/0 16:40		INJ	1-1 1/2 17:17	0-0 2/0 17:50
Nov. 15	vs. ANA	0-1 1/-1 23:58	0-0 0/0 8:19	DND	0-1 1/0 19:55		INJ	0-0 2/0 21:12	1-0 1/-1 19:57
Nov. 16	at STL	0-0 0/-2 23:59	0-0 0/0 3:28	0-0 1/0 15:17	DND		INJ	0-0 3/0 18:17	1-0 3/0 24:00
Nov. 18	vs. BOS	0-0 2/0 20:04	0-0 1/0 6:32	0-0 0/-1 13:39	0-0 1/-1 20:12		INJ	0-0 0/0 19:52	0-1 1/-2 19:45
Nov. 21	at DET	2-0 4/1 20:51	DND	0-0 3/-1 16:32	0-0 1/-1 20:35		INJ	0-1 1/1 20:05	0-1 1/-1 18:49
Nov. 23	at BOS	1-0 2/1 24:46	DND	0-0 1/-2 18:05	0-0 0/-2 14:58		0-0 0/0 5:19	0-0 3/1 18:07	0-1 3/0 19:30
Nov. 24	vs. OTT	0-0 2/3 23:08	DND	INJ	0-0 5/-1 15:22		0-0 2/-1 9:51	0-1 3/1 15:44	1-2 3/2 19:11
Nov. 27	at NJ	0-2 1/1 20:33	DND	INJ	0-0 0/0 17:02		SUS	0-0 0/1 17:49	0-1 2/0 18:31
Nov. 29	vs. NJ	INJ	0-0 0/-1 16:48	INJ	0-1 1/-1 18:59		SUS	1-0 2/0 17:31	0-0 3/0 19:44
Dec. 1	vs. VAN	INJ	0-0 2/-1 14:48	INJ	0-0 4/-1 17:23		0-0 0/-1 1:43	1-0 4/1 20:02	0-1 1/0 23:46
Dec. 3	at WSH	1-0 3/0 24:21	0-0 1/2 15:43	INJ	DND		DND	0-0 0/0 18:21	0-2 3/1 19:05
Dec. 5	at NSH	0-1 1/2 24:26	0-0 0/0 4:14	INJ	0-1 0/1 21:50		DND	0-0 2/0 16:59	0-1 2/2 20:53
Dec. 6	vs. SJ	0-1 2/3 22:12	INJ	0-0 1/0 18:13	0-0 1/-1 19:17		0-0 0/0 4:45	1-1 5/1 17:46	1-0 4/0 21:58
Dec. 9	at VAN	0-0 4/-2 23:13	INJ	0-0 0/0 15:24	0-0 0/0 21:27		0-0 2/0 4:08	0-0 1/0 17:59	0-0 1/-2 20:59
Dec. 10	at EDM	0-2 2/1 24:38	INJ	0-0 0/0 16:22	0-0 3/-1 18:20		0-0 0/1 8:15	1-0 4/-1 17:18	1-0 3/-1 19:49
Dec. 12	at CGY	0-0 1/-1 25:34	INJ	0-0 0/-1 17:42	0-0 1/1 20:49		DND	0-0 2/-1 20:44	0-1 2/0 20:28
Dec. 14	at PHX	0-0 2/2 26:07	INJ	0-1 2/0 16:28	0-0 0/0 17:07		DND	0-1 5/1 19:30	1-2 5/3 22:16
Dec. 20	vs. WSH	0-1 1/1 26:19	DND	0-0 0/0 16:57	DND		DND	1-0 5/1 18:57	0-0 6/-1 22:30
Dec. 21	at TB	0-0 3/0 28:39	DND	0-0 1/-1 16:20	DND		DND	0-0 3/-1 17:56	0-1 0/0 19:55
Dec. 23	vs. CBJ	0-0 4/-2 25:39	DND	0-0 1/-1 14:26	0-0 2/0 16:13		DND	0-2 0/-1 17:16	0-1 2/-1 20:45
Dec. 27	vs. PIT	1-0 5/1 23:20	0-0 2/0 14:26	0-0 1/0 17:05	0-0 3/-2 20:42		DND	0-1 2/1 19:48	0-0 3/-3 18:23
Dec. 29	at TOR	0-1 1/-2 25:26	0-0 0/-1 11:17	0-0 0/0 14:24	DND		DND	0-0 2/1 19:16	0-0 2/-4 17:29
Dec. 31	vs. MTL	0-2 7/-2 29:20	0-0 1/1 9:37	DND	0-0 1/1 14:32		To CGY	0-1 5/0 23:15	1-2 2/1 24:31
Jan. 2	at WSH	0-0 3/0 24:36	DND	DND	0-2 3/3 14:29			0-0 2/-1 21:28	0-2 1/1 21:18
Jan. 4	at NYI	0-1 0/3 23:35	DND	DND	0-0 2/0 16:12			1-0 2/1 18:40	0-0 0/0 9:48
Jan. 5	vs. NSH	0-0 1/0 24:26	DND	DND	0-0 2/1 13:14			0-0 1/0 19:32	INJ
Jan. 9	vs. TOR	0-0 0/2 22:36	DND	To TOR	0-0 2/2 13:30			1-3 2/2 19:03	INJ
Jan. 10	at CBJ	0-0 2/-1 20:45	DND		DND			0-0 1/0 21:03	INJ
Jan. 13	vs. CGY	0-0 1/0 22:53	DND		0-0 1/0 19:34			0-0 3/0 19:36	0-0 2/0 21:25
Jan. 18	vs. FLA	0-0 0/0 23:22	0-0 1/0 14:29		DND			0-0 2/-1 19:06	0-2 3/2 16:36
Jan. 19	vs. TB	0-0 3/-4 21:02	0-0 1/0 12:22		DND			0-0 1/-2 17:47	1-1 3/0 23:47
Jan. 22	at PHI	0-1 2/2 23:46	0-0 1/0 14:07		DND			0-0 3/0 17:48	0-1 3/1 20:04
Jan. 23	at BUF	1-2 (W) 4/4 23:27	0-1 0/-1 13:50		DND			0-0 7/1 17:44	0-1 2/1 21:14
Jan. 25	vs. OTT	0-2 4/2 25:06	0-1 0/1 15:14		MIN			0-0 3/-1 18:56	1-0 1/0 18:36
Jan. 27	vs. CBJ	0-0 3/0 24:34	0-0 2/0 15:15		MIN			1-0 (W) 2/0 17:46	2-0 3/2 19:25
Jan. 28	at MTL	0-0 1/-1 23:45	0-0 1/-1 11:07		MIN			0-0 2/-1 17:44	0-0 3/-1 19:56
Jan. 31	vs. STL	0-1 0/1 24:37	DND		MIN			0-1 0/1 17:28	0-0 2/1 19:21
Feb. 4	vs. WPG	0-0 0/0 22:02	DND		MIN			0-0 1/0 16:22	0-0 1/0 20:09
Feb. 7	vs. FLA	1-0 6/2 20:28	DND		MIN			0-1 0/-1 15:35	0-1 4/3 16:14
Feb. 8	vs. MTL	0-0 2/-3 21:05	0-0 1/0 10:32		MIN			0-0 0/0 16:30	0-0 3/-1 20:17
Feb. 25	at BUF	0-1 0/0 21:52	DND		MIN			0-0 2/0 17:31	1-0 4/2 20:40
Feb. 27	at DAL	0-1 2/-2 21:22	DND		MIN			0-0 1/-4 15:46	1-0 7/0 23:02
Mar. 1	at LA	1-0 2/1 24:52	0-0 0/0 7:54		MIN			0-0 3/-2 17:04	0-0 3/-1 19:35
Mar. 2	at ANA	1-0 1/0 24:53	DND		MIN			0-0 5/-1 19:06	0-0 7/-1 22:55
Mar. 4	at SJ	0-2 2/3 26:12	0-0 2/0 13:51		MIN			0-0 0/0 23:45	0-1 3/1 20:21
Mar. 7	vs. NYR	0-0 1/-2 22:45	DND		0-0 2/-1 19:55	0-0 0/0 11:09		1-0 4/0 19:43	0-0 1/-3 19:36
Mar. 8	at NJ	0-1 0/1 25:10	0-0 1/-2 7:40		0-0 2/0 26:51	0-0 1/-1 16:48		0-2 0/2 17:36	0-1 2/0 21:37
Mar. 11	vs. NYR	0-1 1/1 24:50	0-0 0/-1 9:55		0-0 1/1 23:19	0-0 1/0 9:20		1-1 (W) 1/2 21:48	0-1 3/0 16:54
Mar. 13	vs. BUF	0-1 2/0 23:50	0-0 1/0 8:04		0-1 1/0 20:16	0-0 3/0 11:17		0-2 1/1 19:35	0-1 5/2 21:00
Mar. 15	at BOS	0-0 1/-1 22:00	DND		0-0 5/-3 20:26	0-0 0/0 11:34		0-1 3/1 19:06	0-0 4/-3 16:58
Mar. 16	vs. EDM	0-0 3/0 24:02	DND		0-0 2/-1 17:58	0-0 0/0 11:28		1-0 7/1 23:16	0-1 0/1 20:06
Mar. 18	at CBJ	0-0 3/0 27:21	0-0 1/1 13:48		0-0 0/0 3:06	1-1 (W) 3/1 13:57		0-0 2/0 21:06	0-0 1/0 22:09
Mar. 21	at CHI	0-1 0/-1 25:06	DND		INJ	0-0 1/-2 12:42		0-0 1/0 24:06	0-2 2/0 22:00
Mar. 22	at WPG	0-2 5/0 24:55	DND		INJ	0-0 1/0 15:31		1-0 2/0 21:42	1-0 3/0 18:18
Mar. 25	vs. NYI	0-0 1/-4 21:10	DND		MIN	1-1 3/-2 13:44		0-2 0/0 19:29	0-0 3/-3 15:57
Mar. 27	at FLA	0-0 2/0 21:39	DND		MIN	0-1 3/2 17:56		0-0 0/0 15:32	0-1 3/2 19:38
Mar. 29	vs. CBJ	0-0 2/-1 26:53	DND		MIN	1-0 4/0 19:50		0-0 3/0 20:27	0-0 5/0 25:06
Mar. 31	at OTT	0-0 2/1 24:12	DND		MIN	0-0 1/0 13:50		0-0 1/0 17:23	0-0 3/0 25:36
Apr. 1	at PIT	0-0 1/3 23:22	DND		MIN	0-2 1/0 14:54		0-0 3/0 15:28	1-0 1/0 17:09
Apr. 3	vs. DAL	INJ	0-0 0/0 11:12		MIN	0-0 1/0 12:26		0-0 1/0 19:14	1-0 6/0 18:13
Apr. 5	vs. NJ	INJ	0-0 0/0 5:26		0-0 0/-2 10:29	0-0 1/-1 21:49		0-0 2/-1 16:52	0-0 1/-2 22:58
Apr. 8	at NYR	INJ	DND		0-0 2/-1 16:12	0-0 2/-2 17:06		0-0 3/1 17:13	0-0 1/-2 16:51
Apr. 10	vs. WSH	INJ	0-0 0/-2 14:53		MIN	0-0 4/-1 15:48		0-1 0/1 21:05	0-0 6/0 21:08
Apr. 11	at DET	INJ	0-0 0/0 11:25		MIN	0-1 1/1 11:58		0-0 0/0 15:06	0-1 5/1 17:39
Apr. 13	at PHI	DND	0-2 1/2 15:18		MIN	0-1 3/1 18:47		0-0 1/0 19:54	2-0 6/0 19:46

Skaters: Goals-Assists (Game Winning) Shots / (+/-) TOI

Date	Opp.	GERBE #14	RUUTU #15	LINDHOLM #16	DVORAK #18	TLUSTY #19	NASH #20	BOWMAN #21	MALHOTRA #22
Oct. 4	vs. DET	1-0 5/0 20:16	INJ	0-0 0/0 9:16	1-0 2/1 12:30	0-0 1/-1 15:45	0-0 3/1 14:49	0-0 0/0 9:06	
Oct. 6	vs. PHI	0-0 4/0 18:48	INJ	0-0 0/-1 7:34	1-0 (W) 2/2 14:50	0-0 3/0 15:47	0-0 0/2 16:59	0-0 2/-1 7:48	
Oct. 8	at PIT	1-0 5/0 17:46	INJ	0-0 0/0 9:10	0-0 0/-1 12:47	0-0 0/-1 13:43	0-0 0/0 13:16	0-0 0/1 9:24	
Oct. 10	at WSH	1-0 (W) 7/0 15:16	INJ	1-0 1/0 13:48	0-0 1/1 10:51	0-0 5/0 18:05	0-0 1/0 10:26	0-0 0/0 7:24	
Oct. 11	vs. LA	0-1 2/0 19:38	INJ	0-0 1/0 4:28	0-0 0/-1 16:16	0-0 3/-1 19:43	DND	0-0 0/0 15:33	
Oct. 13	vs. PHX	0-1 2/0 17:49	0-0 2/-1 10:28	INJ	0-0 0/1 13:43	0-0 1/0 12:05	0-1 2/1 13:05	0-0 2/-1 6:53	
Oct. 15	vs. CHI	0-0 2/-1 18:50	0-1 3/0 17:13	INJ	0-0 2/1 9:36	0-0 1/0 12:47	0-0 0/0 15:42	0-0 1/0 10:23	
Oct. 17	at TOR	0-0 0/-1 16:50	0-0 2/0 11:26	INJ	0-0 1/0 14:28	0-0 3/0 16:21	0-0 0/0 15:21	0-0 3/0 7:18	
Oct. 19	at NYI	0-1 2/0 18:03	0-1 2/1 13:49	INJ	0-0 0/0 9:44	2-0 (W) 4/2 15:25	0-1 1/1 14:04	0-0 0/0 8:46	
Oct. 24	at MIN	0-0 4/0 20:51	0-0 1/0 15:58	INJ	0-0 0/0 15:29	0-0 1/0 17:28	0-0 1/0 17:34	0-0 2/0 13:35	
Oct. 25	at COL	0-0 3/0 16:47	0-0 0/-1 17:57	0-0 0/1 12:26	0-0 0/-1 8:02	0-0 1/0 18:49	0-0 2/-1 12:21	1-0 2/1 14:53	
Oct. 28	vs. PIT	1-0 5/-1 22:29	0-0 0/1 13:54	0-1 0/-1 17:30	DND	0-0 2/0 15:13	0-0 0/0 12:25	0-0 0/-1 9:27	
Nov. 1	vs. TB	0-0 2/0 20:06	0-0 2/-1 13:47	0-0 2/1 14:57	INJ	0-0 1/-1 14:25	0-0 1/-1 13:50	0-0 1/0 8:13	0-0 0/-1 8:52
Nov. 2	at NYR	0-0 2/-2 17:39	0-0 0/-3 16:17	0-0 0/-2 15:52	INJ	0-1 2/-2 12:18	0-0 0/-1 12:55	0-0 1/0 8:01	0-0 0/0 11:40
Nov. 5	vs. PHI	0-0 5/0 16:14	0-0 1/0 12:37	0-0 3/0 11:32	0-0 1/0 14:58	0-1 1/2 17:37	0-0 2/0 11:22	0-0 2/0 11:26	1-0 (W) 2/2 15:47
Nov. 7	vs. NYI	0-0 2/0 13:19	0-0 1/0 11:46	MIN	1-0 (W) 2/1 12:26	0-0 1/0 14:52	0-0 0/0 13:09	0-0 0/1 10:01	0-0 0/1 14:45
Nov. 9	vs. MIN	0-0 2/0 17:28	0-0 0/1 10:28	MIN	0-0 1/1 13:38	0-0 2/1 19:15	0-0 1/-1 12:28	0-1 0/1 10:34	0-0 1/1 15:00
Nov. 12	vs. COL	0-2 5/2 15:19	0-0 1/0 11:47	MIN	0-0 1/0 10:28	0-0 1/0 16:41	0-0 0/0 11:23	0-0 2/0 13:12	0-0 1/0 16:58
Nov. 15	vs. ANA	0-0 2/0 19:45	0-0 0/0 13:35	MIN	INJ	0-0 1/0 14:49	0-0 0/0 12:14	1-0 6/0 14:23	0-0 0/1 13:25
Nov. 16	at STL	1-0 4/0 17:06	0-0 1/-1 16:30	MIN	INJ	0-0 0/-2 16:35	0-1 2/0 11:25	0-0 1/0 12:45	0-1 0/0 13:52
Nov. 18	vs. BOS	0-0 3/-1 19:08	1-0 2/-1 19:13	MIN	0-0 0/-1 14:50	0-0 3/-1 12:15	0-0 0/0 8:47	0-1 2/-1 18:21	0-0 0/0 13:00
Nov. 21	at DET	0-0 1/1 19:49	0-0 1/0 15:59	MIN	0-1 2/1 11:29	0-0 2/-3 9:48	0-0 0/-1 8:03	0-1 0/1 10:53	0-0 0/1 14:05
Nov. 23	at BOS	0-0 2/-1 15:58	0-0 0/0 16:24	0-0 0/-1 14:47	0-0 0/-1 13:33	0-0 1/-1 13:31	DND	0-0 0/0 10:34	0-0 0/0 12:39
Nov. 24	vs. OTT	0-0 4/1 17:52	1-0 (W) 6/1 14:57	1-0 1/0 15:12	0-0 0/1 13:33	0-0 2/1 14:44	DND	0-0 1/-1 12:12	0-1 0/0 15:27
Nov. 27	at NJ	0-0 1/0 15:27	1-0 3/1 13:58	0-0 0/0 12:40	0-1 2/1 15:09	0-1 1/-1 13:54	0-0 0/0 9:38	0-0 1/1 13:19	0-1 0/2 15:28
Nov. 29	vs. NJ	0-0 2/0 15:17	0-0 1/0 16:18	0-0 1/-1 14:30	0-0 0/-1 11:54	0-0 0/-1 14:03	0-1 1/0 8:47	0-0 1/-2 12:26	0-0 1/-2 13:21
Dec. 1	vs. VAN	1-0 1/0 20:04	0-0 1/0 22:16	0-0 0/0 8:30	0-0 0/0 15:47	0-0 0/0 10:21	DND	0-0 2/0 13:12	0-0 2/-1 12:03
Dec. 3	at WSH	0-0 3/0 11:49	0-0 5/1 18:30	0-0 0/1 8:30	0-1 0/1 11:55	1-0 2/1 14:00	0-0 2/1 9:27	0-0 1/0 11:15	0-0 0/1 13:46
Dec. 5	at NSH	0-0 2/-1 16:35	0-1 1/2 17:42	0-0 1/-1 13:15	0-0 0/0 12:21	0-0 2/0 15:20	1-0 (W) 1/1 12:35	0-0 0/0 6:07	0-0 0/-1 12:04
Dec. 6	vs. SJ	0-1 6/1 16:52	0-0 2/-2 19:58	1-2 (W) 1/2 15:51	0-0 1/1 12:58	0-0 1/3 14:09	1-1 3/1 8:36	INJ	0-0 0/0 11:52
Dec. 9	at VAN	0-0 3/0 15:50	0-0 1/2 18:11	0-0 0/0 14:24	0-0 0/0 10:03	0-0 4/-1 14:41	0-0 2/0 10:15	INJ	0-0 0/0 11:01
Dec. 10	at EDM	0-1 4/-1 17:36	1-0 2/-2 16:03	0-1 0/0 14:12	0-0 0/0 8:47	0-0 2/0 15:55	0-0 0/0 11:14	INJ	0-0 0/1 13:15
Dec. 12	at CGY	0-0 3/0 20:28	0-1 3/0 16:36	0-0 0/0 2:57	DND	0-0 1/0 12:25	0-0 1/0 10:20	0-0 2/0 11:45	0-0 1/0 14:15
Dec. 14	at PHX	1-0 3/1 19:55	0-0 1/1 19:46	DND	0-0 1/-1 7:23	0-0 1/0 15:29	0-0 0/0 4:40	0-0 1/-1 9:03	0-0 1/-1 14:11
Dec. 20	vs. WSH	0-1 3/1 18:07	0-0 1/1 19:17	MIN	0-0 1/0 7:44	0-0 1/0 11:02	0-0 4/0 12:29	0-0 1/0 5:38	0-0 0/0 9:24
Dec. 21	at TB	0-0 1/-1 14:20	0-0 1/0 17:09	MIN	0-0 1/0 12:45	2-0 4/2 12:27	0-1 1/1 10:05	0-0 1/0 9:33	0-0 0/0 13:34
Dec. 23	vs. CBJ	0-1 1/0 15:18	0-0 2/-1 16:39	MIN	0-0 0/0 8:57	0-0 2/-1 13:08	0-0 2/-2 12:05	0-0 2/0 9:06	0-0 0/0 12:34
Dec. 27	vs. PIT	1-1 5/1 19:10	0-0 0/2 16:15	MIN	0-0 0/0 10:10	INJ	0-1 1/1 12:50	1-0 3/1 14:55	0-0 0/0 9:49
Dec. 29	at TOR	1-0 4/1 16:41	0-0 2/-4 16:05	MIN	0-0 3/0 9:06	INJ	0-0 1/-2 15:04	0-0 2/-1 14:07	0-0 6/0 9:31
Dec. 31	vs. MTL	0-0 3/0 18:44	0-1 1/1 13:21	MIN	0-0 1/-1 5:46	INJ	0-0 0/0 1:49	0-0 0/-2 5:58	1-0 3/0 13:33
Jan. 2	at WSH	0-0 1/-1 19:51	0-1 0/0 10:50	MIN	0-0 2/-1 10:56	INJ	0-1 0/0 11:42	0-0 0/0 11:42	1-1 2/1 15:42
Jan. 4	at NYI	0-1 1/1 16:56	0-0 3/0 12:36	MIN	0-0 0/0 9:59	INJ	INJ	0-0 2/0 11:28	1-0 3/0 18:46
Jan. 5	vs. NSH	0-0 1/0 17:05	0-2 0/2 13:10	MIN	0-0 2/0 16:05	INJ	INJ	0-0 2/0 14:22	0-0 1/0 17:24
Jan. 9	vs. TOR	0-1 2/1 14:45	0-0 2/0 15:28	1-2 2/2 15:52	0-0 2/-1 14:30	INJ	INJ	0-0 3/-1 11:53	0-0 1/-1 14:40
Jan. 10	at CBJ	0-0 4/0 20:00	0-0 0/-1 12:12	0-0 5/-1 15:59	0-0 2/0 13:12	INJ	INJ	0-0 1/0 7:40	0-0 1/0 15:42
Jan. 13	vs. CGY	0-0 4/0 18:59	0-0 1/-1 8:05	0-0 2/-1 14:42	0-0 0/0 7:41	0-0 2/0 14:31	0-0 0/0 6:06	INJ	0-0 0/0 11:11
Jan. 18	vs. FLA	0-0 2/-1 15:55	0-0 0/0 10:36	0-0 3/-1 14:36	0-1 2/0 10:10	0-0 3/1 13:51	1-0 1/1 8:03	INJ	0-0 0/1 13:42
Jan. 19	vs. TB	0-0 2/-2 14:24	0-0 1/0 6:48	0-0 1/0 17:16	0-0 1/0 9:07	0-1 5/-1 17:27	0-0 0/0 9:47	INJ	0-0 5/0 12:08
Jan. 22	at PHI	1-0 4/1 15:07	0-0 4/0 11:12	0-0 1/0 15:34	0-0 2/0 13:26	1-1 (W) 1/1 16:59	0-0 0/0 8:42	INJ	0-0 2/1 14:39
Jan. 23	at BUF	0-0 2/0 13:30	0-1 0/0 8:31	0-0 0/0 16:13	0-0 1/0 9:27	1-1 1/2 18:51	0-0 2/1 9:29	0-0 0/0 13:12	0-0 1/0 11:50
Jan. 25	vs. OTT	1-2 1/2 15:18	1-0 2/0 9:51	0-0 1/1 15:57	0-1 3/1 9:37	0-0 2/0 15:51	1-0 (W) 1/1 8:22	0-2 1/2 12:37	2-1 3/2 14:17
Jan. 27	vs. CBJ	0-0 0/0 17:47	0-0 1/-1 9:53	0-1 1/0 16:41	0-0 2/-1 11:20	0-1 1/2 15:30	0-0 1/0 9:49	0-0 1/0 12:33	0-0 2/-1 13:45
Jan. 28	at MTL	0-0 4/-1 13:41	0-0 3/0 12:49	0-0 3/-1 14:41	DND	0-0 3/-1 19:16	0-0 0/0 11:14	0-0 3/0 13:34	0-0 1/-1 11:03
Jan. 31	vs. STL	1-0 4/0 17:05	0-0 0/0 5:45	0-0 1/0 15:30	DND	0-0 2/1 17:45	0-0 0/0 7:08	0-0 2/0 8:24	0-0 0/0 16:25
Feb. 4	vs. WPG	0-0 2/-2 15:02	0-1 0/1 11:48	0-0 2/0 17:19	DND	0-0 1/0 15:19	1-0 2/1 9:56	0-1 2/1 12:30	0-0 0/-2 13:35
Feb. 7	vs. FLA	0-0 1/0 12:08	0-1 2/1 13:41	0-1 0/0 12:35	DND	1-0 1/2 16:20	1-0 5/1 14:13	0-0 1/1 14:44	0-0 1/0 13:38
Feb. 8	vs. MTL	0-0 0/1 11:36	0-0 2/0 13:30	0-0 1/-1 16:49	DND	0-0 4/-1 18:02	0-1 0/-1 15:17	1-0 5/0 15:10	0-0 0/1 7:33
Feb. 25	at BUF	0-0 1/0 16:06	0-0 1/-1 15:21	DND	0-0 2/-1 10:21	0-0 5/1 17:36	0-0 3/0 11:23	0-0 0/-1 11:50	0-0 1/-2 11:27
Feb. 27	at DAL	0-0 2/-3 11:02	0-0 0/0 18:33	0-0 3/-1 15:59	DND	0-1 1/1 19:39	0-0 3/-1 17:01	0-0 0/0 8:10	0-0 1/0 9:02
Mar. 1	at LA	0-0 5/0 9:58	0-0 0/1 14:21	0-0 1/-1 15:52	0-0 0/0 7:14	0-1 1/1 17:38	0-1 1/1 17:27	0-0 1/1 10:01	0-0 0/0 9:53
Mar. 2	at ANA	0-1 7/0 13:02	0-0 3/-2 13:40	0-0 1/-1 22:55	DND	0-0 2/-1 15:36	0-1 2/1 10:14	0-0 1/0 5:24	0-0 1/-1 7:49
Mar. 4	at SJ	0-0 3/0 10:55	0-0 2/0 11:12	1-1 1/1 18:29	DND	1-0 4/0 21:26	0-0 3/0 11:38	0-0 2/0 9:39	0-0 1/0 8:01
Mar. 7	vs. NYR	0-0 3/0 14:43	To NJ	0-0 0/-3 16:10	DND	0-0 1/1 16:08	0-0 1/0 13:04	0-0 1/0 5:33	0-0 2/0 4:39
Mar. 8	at NJ	1-0 3/0 13:12		0-0 0/0 14:16	DND	0-0 4/0 12:31	0-0 2/-1 10:32	0-0 0/-1 8:55	0-1 1/-1 7:57
Mar. 11	vs. NYR	0-0 3/0 15:32		1-0 3/0 14:44	DND	1-1 3/2 15:04	0-0 1/0 15:11	0-0 0/0 7:31	0-0 0/0 6:14
Mar. 13	vs. BUF	0-0 2/1 13:40		0-1 1/1 18:27	0-0 1/0 5:22	1-0 (W) 3/0 11:42	0-0 3/-1 17:04	0-0 2/0 4:55	DND
Mar. 15	at BOS	0-0 2/-1 16:18		0-0 0/1 15:11	0-0 0/-1 7:49	0-0 1/-2 11:35	0-0 2/-1 15:59	DND	0-0 0/-1 7:06
Mar. 16	vs. EDM	0-0 1/1 19:34		0-0 1/0 17:33	0-0 0/0 3:07	INJ	0-0 3/-1 13:33	0-0 0/-1 9:29	0-0 0/0 5:30
Mar. 18	at CBJ	1-0 2/1 16:43		INJ	0-0 0/0 6:44	INJ	0-1 1/0 18:31	0-0 0/0 9:51	0-0 1/0 6:06
Mar. 21	at CHI	0-0 3/-1 14:06		0-0 2/0 12:10	DND	0-0 2/0 11:43	0-0 1/0 15:48	0-0 0/0 3:56	0-0 0/0 7:39
Mar. 22	at WPG	0-0 4/0 17:19		0-0 0/0 7:57	DND	0-1 3/0 15:56	1-0 (W) 2/0 15:12	0-0 0/0 3:08	0-0 0/0 6:55
Mar. 25	vs. NYI	1-0 2/-1 14:43		0-0 1/0 19:20	DND	0-1 0/-1 10:27	0-0 0/0 20:24	0-0 1/0 5:58	0-0 0/0 6:15
Mar. 27	at FLA	0-0 3/0 12:57		0-0 2/0 14:31	0-0 1/0 2:19	2-0 (W) 5/2 15:38	0-0 1/0 16:49	DND	0-0 0/1 11:15
Mar. 29	vs. CBJ	0-0 0/0 18:50		0-1 3/-1 15:27	0-0 0/0 2:07	0-0 2/0 17:39	0-2 0/-1 13:26	DND	0-0 0/0 5:42
Mar. 31	at OTT	0-0 3/0 12:45		0-0 2/1 17:07	DND	0-0 1/0 10:32	0-0 0/0 17:01	0-0 0/0 12:10	0-0 0/0 8:10
Apr. 1	at PIT	0-0 2/0 16:52		2-0 (W) 5/1 14:03	0-0 0/1 12:39	INJ	0-0 1/1 16:08	0-0 3/0 10:28	0-0 0/1 12:23
Apr. 3	vs. DAL	0-0 3/0 15:50		0-0 3/1 16:02	0-0 0/0 11:46	INJ	1-0 3/1 15:51	INJ	0-0 0/0 10:47
Apr. 5	vs. NJ	0-0 3/0 12:24		0-0 1/1 17:34	0-0 0/0 4:31	INJ	0-1 2/-1 20:08	DND	0-0 0/0 6:24
Apr. 8	at NYR	0-0 5/1 17:09		0-0 3/0 17:32	0-0 0/0 6:20	INJ	0-0 0/0 16:44	0-0 0/0 10:40	0-0 0/0 8:32
Apr. 10	vs. WSH	DND		0-0 0/-2 14:39	1-0 2/0 9:41	1-0 2/-2 12:56	0-0 3/-1 16:39	0-1 0/0 9:32	0-0 2/-1 9:39
Apr. 11	at DET	0-0 2/0 14:44		1-0 2/0 15:35	INJ	1-0 (W) 1/1 16:14	0-0 1/0 16:15	0-0 0/0 10:08	0-0 0/0 11:49
Apr. 13	at PHI	0-0 2/0 15:38		0-1 2/-2 19:52	0-0 2/1 8:59	0-2 0/0 16:53	0-1 0/-1 13:12	0-0 1/1 10:20	1-0 2/1 9:39

Skaters: Goals-Assists (Game Winning) Shots / (+/-)

# GAME BY GAME

Date	Opp.	LILES #26	FAULK #27	SEMIN #28	BOYCHUK #32	PALUSHAJ #37	DWYER #39	SUTTER #42	HARRISON #44
Oct. 4	vs. DET		0-2 1/-1 23:12	0-0 0/-2 19:25	MIN	MIN	0-0 2/-1 19:18	0-0 1/0 7:04	0-1 1/1 17:18
Oct. 6	vs. PHI		0-0 2/-1 25:44	0-0 0/0 17:53	MIN	MIN	0-0 3/0 15:37	0-0 1/-1 8:40	1-0 4/2 13:40
Oct. 8	at PIT		0-1 5/2 23:12	0-0 2/0 16:56	MIN	MIN	0-1 2/0 17:19	0-0 1/-1 6:53	0-0 2/-1 15:19
Oct. 10	at WSH		0-1 2/1 28:03	1-0 4/0 22:31	MIN	MIN	0-0 4/-1 14:04	0-0 0/0 8:25	0-0 1/0 13:02
Oct. 11	vs. LA		0-0 0/-1 23:10	0-0 4/-1 21:20	MIN	MIN	0-0 4/0 17:30	0-0 0/0 8:47	0-0 0/0 17:04
Oct. 13	vs. PHX		0-0 4/0 27:10	0-0 3/-1 21:26	MIN	MIN	0-0 0/0 13:43	0-0 0/-2 8:39	0-1 0/0 13:11
Oct. 15	vs. CHI		0-0 1/1 24:34	1-0 6/0 23:00	MIN	MIN	0-0 2/0 13:27	0-0 0/0 5:42	0-0 0/1 21:18
Oct. 17	at TOR		0-1 3/-1 25:10	0-0 0/1 20:50	MIN	MIN	0-0 3/0 13:32	DND	0-0 1/0 14:15
Oct. 19	at NYI		0-0 1/1 24:22	0-2 2/2 17:22	MIN	MIN	0-0 1/0 17:46	DND	0-0 0/0 11:40
Oct. 24	at MIN		0-0 0/0 20:14	1-0 2/-1 19:29	MIN	MIN	INJ	0-0 2/0 5:11	0-0 2/-1 14:54
Oct. 25	at COL		0-0 4/1 24:38	0-1 5/0 20:57	MIN	MIN	INJ	0-0 2/-1 6:53	DND
Oct. 28	vs. PIT		0-0 0/-3 22:05	0-1 3/-1 21:43	MIN	MIN	0-0 2/-1 15:33	0-0 1/0 6:14	0-0 0/0 14:22
Nov. 1	vs. TB		0-0 0/-2 23:05	0-0 5/-2 22:58	MIN	MIN	0-0 3/0 15:47	0-0 0/0 2:35	0-0 2/-1 15:30
Nov. 2	at NYR		0-1 0/3 20:26	0-0 2/0 18:50	MIN	MIN	0-0 0/-1 13:55	0-0 3/0 8:15	0-0 0/-1 15:25
Nov. 5	vs. PHI		0-0 0/1 22:46	0-0 6/1 21:14	MIN	MIN	0-0 3/0 13:07	MIN	0-0 2/0 15:29
Nov. 7	vs. NYI		0-0 0/0 23:56	0-0 2/0 16:52	MIN	MIN	0-0 1/0 15:39	MIN	0-0 3/1 17:53
Nov. 9	vs. MIN		0-0 1/0 25:27	0-1 2/0 22:12	MIN	MIN	0-0 2/0 14:58	MIN	0-0 0/0 14:06
Nov. 12	vs. COL		0-0 2/2 21:14	0-0 1/0 17:38	MIN	MIN	1-1 (W) 2/2 17:44	MIN	0-0 1/0 18:04
Nov. 15	vs. ANA		0-0 1/-1 24:48	0-1 2/-1 22:20	MIN	MIN	0-0 2/1 17:51	MIN	0-0 3/0 15:36
Nov. 16	at STL		0-0 2/-2 23:04	0-0 0/-1 11:55	MIN	MIN	0-0 0/0 16:42	MIN	0-0 1/0 16:21
Nov. 18	vs. BOS		0-0 1/-2 22:44	INJ	MIN	MIN	0-0 5/0 16:09	MIN	INJ
Nov. 21	at DET		0-0 2/-1 21:16	INJ	MIN	MIN	0-0 1/0 17:52	MIN	DND
Nov. 23	at BOS		0-0 2/1 26:00	INJ	MIN	MIN	1-0 4/1 16:28	MIN	DND
Nov. 24	vs. OTT		0-2 1/3 24:12	INJ	MIN	MIN	1-0 4/1 13:39	MIN	0-0 1/-1 14:11
Nov. 27	at NJ		1-0 2/1 23:26	INJ	MIN	MIN	1-0 (W) 5/-1 17:09	MIN	0-0 0/0 16:54
Nov. 29	vs. NJ		0-1 1/-1 25:33	INJ	MIN	MIN	0-0 0/1 15:31	MIN	0-0 2/0 17:19
Dec. 1	vs. VAN		0-1 5/0 26:14	INJ	MIN	MIN	0-1 1/1 12:54	MIN	0-0 2/0 21:24
Dec. 3	at WSH		0-0 4/0 26:43	INJ	MIN	MIN	0-0 0/0 16:45	MIN	0-2 0/2 18:38
Dec. 5	at NSH		1-2 3/1 26:33	INJ	MIN	MIN	0-1 0/1 9:44	MIN	0-0 2/0 17:17
Dec. 6	vs. SJ		0-0 2/2 21:57	INJ	0-1 2/1 7:53	MIN	INJ	MIN	1-1 2/0 17:31
Dec. 9	at VAN		0-0 3/-2 23:28	INJ	MIN	MIN	0-0 2/0 14:02	MIN	0-0 2/0 15:47
Dec. 10	at EDM		0-0 0/0 25:14	INJ	MIN	MIN	0-0 1/0 14:26	MIN	0-0 1/1 14:22
Dec. 12	at CGY		0-0 0/1 27:21	0-0 3/-1 20:47	MIN	MIN	0-0 2/0 16:37	MIN	0-0 1/-1 17:19
Dec. 14	at PHX		0-0 0/3 22:55	0-0 3/1 21:14	MIN	MIN	0-0 1/0 11:10	MIN	0-0 1/1 14:31
Dec. 20	vs. WSH		0-1 2/0 22:50	0-1 6/0 18:48	MIN	MIN	0-0 1/0 13:01	MIN	0-0 3/0 16:36
Dec. 21	at TB		0-0 4/0 29:23	0-0 3/-1 15:54	MIN	MIN	0-1 0/1 14:22	MIN	0-0 0/0 4:23
Dec. 23	vs. CBJ		0-0 5/-2 22:58	1-1 3/0 17:57	MIN	MIN	0-0 1/-1 14:01	MIN	INJ
Dec. 27	vs. PIT		0-0 2/1 23:06	0-1 3/1 20:35	0-0 2/0 8:54	MIN	0-1 1/1 13:40	MIN	INJ
Dec. 29	at TOR		1-0 4/-3 24:49	0-1 4/1 18:23	0-0 5/0 8:29	MIN	0-0 0/-1 14:26	MIN	INJ
Dec. 31	vs. MTL		0-0 3/-1 22:51	1-0 (W) 9/1 25:31	0-1 0/1 11:38	MIN	0-0 1/0 14:39	MIN	INJ
Jan. 2	at WSH	0-0 1/2 15:45	0-0 7/0 22:48	0-1 2/1 20:37	0-0 1/-1 6:12	MIN	0-0 2/-1 19:46	0-0 0/-1 2:59	INJ
Jan. 4	at NYI	0-0 0/1 16:38	0-0 0/2 23:01	0-0 3/1 19:16	0-0 1/0 10:06	MIN	0-2 7/1 16:30	1-0 (W) 1/1 12:59	INJ
Jan. 5	vs. NSH	0-0 2/2 13:57	0-0 1/1 27:35	1-1 3/2 15:41	0-0 0/0 10:50	0-0 1/0 9:04	0-0 1/0 17:36	0-0 3/0 11:38	DND
Jan. 9	vs. TOR	1-0 1/2 18:05	0-1 3/2 19:11	0-0 1/0 19:16	1-1 2/2 13:16	MIN	1-0 3/2 13:20	0-1 1/2 11:43	DND
Jan. 10	at CBJ	0-0 0/0 23:24	0-0 1/-1 19:44	0-0 5/-1 19:59	0-0 2/-1 11:13	MIN	0-0 3/0 18:26	0-0 0/-1 5:55	0-0 2/-1 18:37
Jan. 13	vs. CGY	0-0 1/0 21:19	0-0 1/0 24:40	0-0 1/0 19:32	MIN	MIN	0-0 0/0 14:12	MIN	DND
Jan. 18	vs. FLA	0-0 2/1 20:12	0-0 4/0 24:39	2-0 (W) 8/2 17:10	MIN	MIN	0-0 4/-1 17:04	MIN	0-0 2/0 13:38
Jan. 19	vs. TB	0-1 6/2 23:53	0-0 1/-4 21:41	1-0 5/0 23:33	MIN	MIN	0-0 4/-2 13:32	MIN	0-0 1/0 13:00
Jan. 22	at PHI	0-0 1/0 20:46	0-1 3/2 25:10	1-0 1/1 18:40	MIN	MIN	0-0 0/1 9:07	MIN	0-0 0/0 14:06
Jan. 23	at BUF	0-0 3/-1 21:11	0-1 2/3 21:55	2-0 3/2 20:18	MIN	MIN	INJ	MIN	0-0 0/1 12:45
Jan. 25	vs. OTT	0-0 1/0 14:38	0-0 4/2 25:10	0-2 2/0 20:10	MIN	MIN	INJ	MIN	0-0 1/1 15:33
Jan. 27	vs. CBJ	0-0 1/1 20:42	0-1 2/-1 22:49	0-1 5/2 20:43	MIN	MIN	INJ	MIN	0-0 3/0 15:05
Jan. 28	at MTL	0-0 1/-1 20:40	0-0 2/-1 21:44	0-0 3/-1 20:22	MIN	0-0 1/-1 9:35	INJ	MIN	0-0 1/-1 16:18
Jan. 31	vs. STL	0-0 1/0 19:19	0-1 2/1 23:17	1-0 4/1 20:23	MIN	MIN	0-0 3/1 18:08	MIN	0-0 3/1 14:29
Feb. 4	vs. WPG	0-0 3/-1 20:12	0-0 1/0 23:42	0-0 6/0 18:46	MIN	MIN	0-0 1/-2 13:53	MIN	0-0 0/0 16:37
Feb. 7	vs. FLA	0-0 3/0 18:54	0-0 0/1 23:04	1-0 (W) 2/2 16:08	MIN	MIN	0-0 1/0 14:36	MIN	0-0 0/2 18:11
Feb. 8	vs. MTL	DND	0-1 1/3 22:29	0-0 3/-1 21:26	MIN	MIN	0-0 3/-1 9:00	MIN	0-0 0/0 17:36
Feb. 25	at BUF	0-0 1/-1 22:40	0-1 1/1 22:33	1-0 4/2 19:41	MIN	MIN	0-0 3/0 12:51	MIN	0-0 1/1 14:26
Feb. 27	at DAL	0-0 1/-1 20:58	0-0 2/-2 22:55	0-0 1/0 4:21	MIN	MIN	0-0 1/-1 11:20	MIN	0-0 0/0 17:10
Mar. 1	at LA	0-0 0/0 17:29	0-0 0/0 24:33	DND	MIN	MIN	0-1 2/1 14:28	MIN	DND
Mar. 2	at ANA	0-1 5/1 20:58	0-0 0/0 1:46	1-0 3/-1 17:22	MIN	MIN	1-0 4/0 10:17	MIN	0-0 3/-3 22:34
Mar. 4	at SJ	0-1 1/2 23:17	INJ	0-1 4/0 25:08	MIN	MIN	0-0 1/0 10:24	MIN	1-0 (W) 1/1 17:19
Mar. 7	vs. NYR	0-0 0/0 14:27	INJ	0-1 1/-1 17:54	MIN	MIN	0-0 2/0 18:29	MIN	0-0 2/-1 20:01
Mar. 8	at NJ	INJ	INJ	1-1 6/0 22:52	MIN	MIN	0-0 2/-1 12:05	MIN	1-0 3/-2 18:06
Mar. 11	vs. NYR	INJ	INJ	0-1 4/2 22:08	MIN	MIN	0-0 3/0 17:00	MIN	0-0 6/0 16:42
Mar. 13	vs. BUF	INJ	INJ	1-1 6/0 22:17	MIN	MIN	0-1 1/1 14:29	MIN	0-0 4/1 18:39
Mar. 15	at BOS	INJ	0-0 1/0 20:36	1-0 7/-1 22:14	MIN	MIN	0-0 1/-1 13:45	MIN	0-0 1/-2 18:13
Mar. 16	vs. EDM	INJ	0-1 1/1 21:55	0-0 4/0 23:39	MIN	MIN	0-0 0/-1 12:39	MIN	0-0 4/-1 15:24
Mar. 18	at CBJ	INJ	INJ	0-0 2/-1 24:35	MIN	MIN	1-1 1/2 13:21	MIN	0-2 1/0 20:38
Mar. 21	at CHI	0-0 4/0 19:30	0-0 3/-1 21:07	2-0 4/-1 24:08	MIN	MIN	0-0 1/-1 10:43	MIN	0-0 2/0 15:22
Mar. 22	at WPG	0-1 2/1 20:43	0-0 1/-1 24:23	0-0 3/1 23:32	MIN	MIN	0-1 1/-1 13:18	MIN	0-0 0/-1 19:55
Mar. 25	vs. NYI	0-1 0/0 21:19	0-0 1/-3 21:09	1-0 3/-1 19:36	MIN	MIN	0-0 0/-1 11:19	MIN	0-1 4/0 17:06
Mar. 27	at FLA	0-0 1/0 20:13	0-1 2/1 22:05	0-0 1/0 13:26	MIN	MIN	0-1 3/1 13:46	MIN	0-0 0/3 17:22
Mar. 29	vs. CBJ	0-0 0/-1 21:27	0-0 1/-1 23:28	0-0 0/0 20:36	MIN	MIN	0-0 0/0 10:12	MIN	0-1 2/1 18:49
Mar. 31	at OTT	0-0 2/0 23:54	0-0 5/0 22:51	0-0 3/0 23:35	MIN	MIN	0-0 0/-1 10:33	MIN	0-0 2/-1 20:45
Apr. 1	at PIT	0-0 2/-1 20:58	1-0 1/3 24:59	INJ	MIN	MIN	0-0 1/0 16:59	MIN	0-0 1/0 16:44
Apr. 3	vs. DAL	1-2 2/2 21:18	1-1 (W) 5/-1 23:40	INJ	0-0 0/0 8:06	MIN	0-1 2/1 16:26	MIN	0-0 2/0 20:35
Apr. 5	vs. NJ	0-0 0/0 20:05	0-0 2/-1 23:54	0-0 6/-3 24:33	MIN	MIN	0-0 1/0 13:26	MIN	0-1 3/-1 20:31
Apr. 8	at NYR	0-0 2/1 20:15	0-0 1/-1 23:07	0-0 1/-2 15:33	MIN	MIN	1-0 3/1 17:35	MIN	0-0 2/-1 18:32
Apr. 10	vs. WSH	0-0 1/-2 19:51	0-1 7/1 24:43	0-0 5/0 18:58	MIN	MIN	0-0 0/-2 14:37	MIN	0-0 3/-1 18:55
Apr. 11	at DET	0-0 0/0 22:05	0-1 2/0 26:38	INJ	0-0 0/0 15:34	MIN	0-0 1/0 16:21	MIN	0-1 0/0 16:47
Apr. 13	at PHI	0-0 0/-2 22:26	0-2 6/-2 24:23	DND	MIN	MIN	0-0 2/0 17:08	MIN	0-0 3/2 23:27

Skaters: Goals-Assists (Game Winning) Shots / (+/-) TOI



Date	Opp.	JORDAN #47	SKINNER #53	TERRY #58	HAINSEY #65	BELLEMORE #73
Oct. 4	vs. DET	MIN	0-1 2/1 13:35	MIN	0-0 1/-1 23:21	0-0 0/-1 21:39
Oct. 6	vs. PHI	MIN	0-2 5/2 19:19	MIN	0-0 2/0 20:48	0-0 2/0 18:17
Oct. 8	at PIT	MIN	0-0 4/0 16:21	MIN	0-0 0/-2 21:09	0-0 0/-2 17:22
Oct. 10	at WSH	MIN	0-2 3/0 11:52	MIN	0-0 1/-1 19:20	0-0 1/-1 19:06
Oct. 11	vs. LA	MIN	1-0 4/0 14:35	MIN	0-0 1/0 25:37	0-0 0/0 20:16
Oct. 13	vs. PHX	MIN	1-0 6/1 19:18	MIN	0-0 0/-1 18:12	0-0 1/-1 13:15
Oct. 15	vs. CHI	MIN	0-0 4/1 19:07	MIN	1-0 1/-1 18:11	0-0 0/-2 11:46
Oct. 17	at TOR	MIN	0-1 4/0 16:02	MIN	1-0 (W) 2/1 19:23	0-0 2/1 17:35
Oct. 19	at NYI	MIN	1-0 2/1 14:42	MIN	0-0 2/0 19:59	DND
Oct. 24	at MIN	MIN	0-0 2/-1 9:04	MIN	0-0 3/0 20:07	0-0 1/0 17:17
Oct. 25	at COL	MIN	INJ	MIN	0-0 0/-2 17:32	INJ
Oct. 28	vs. PIT	MIN	DND	MIN	0-0 2/0 18:12	INJ
Nov. 1	vs. TB	MIN	INJ	MIN	0-0 2/0 19:20	INJ
Nov. 2	at NYR	MIN	INJ	MIN	0-0 0/0 22:22	0-0 2/0 19:06
Nov. 5	vs. PHI	MIN	INJ	MIN	0-1 1/1 18:47	0-0 3/0 15:30
Nov. 7	vs. NYI	MIN	INJ	0-0 2/0 13:53	0-1 0/1 18:32	0-0 1/0 16:49
Nov. 9	vs. MIN	MIN	INJ	0-0 2/-1 11:32	0-0 3/0 21:31	0-1 2/0 19:05
Nov. 12	vs. COL	MIN	INJ	0-0 1/0 10:49	0-0 1/0 23:50	0-0 0/0 21:39
Nov. 15	vs. ANA	MIN	INJ	0-0 1/0 9:57	0-0 0/1 23:27	0-0 0/1 19:09
Nov. 16	at STL	MIN	INJ	0-0 1/-1 13:15	0-0 0/1 22:12	0-0 1/1 15:06
Nov. 18	vs. BOS	MIN	INJ	0-0 2/0 10:42	0-0 1/0 23:09	0-0 0/0 19:10
Nov. 21	at DET	MIN	0-0 2/0 17:56	0-0 2/-1 9:11	0-0 2/0 21:18	1-0 2/2 18:30
Nov. 23	at BOS	MIN	0-1 3/-1 17:02	MIN	0-0 2/0 19:12	0-0 1/0 20:14
Nov. 24	vs. OTT	MIN	0-0 0/0 13:32	MIN	0-0 2/0 22:28	0-0 0/0 20:45
Nov. 27	at NJ	MIN	0-0 2/0 14:36	MIN	1-0 1/0 22:07	0-0 1/0 20:20
Nov. 29	vs. NJ	MIN	1-0 2/-1 15:00	MIN	0-1 0/-1 22:12	0-0 0/0 17:48
Dec. 1	vs. VAN	MIN	0-0 2/0 16:20	MIN	0-1 3/1 22:32	0-0 1/1 16:53
Dec. 3	at WSH	MIN	2-1 (W) 7/2 17:31	MIN	0-0 1/1 23:08	0-0 0/1 11:31
Dec. 5	at NSH	MIN	3-0 6/2 18:18	MIN	0-1 0/1 24:37	INJ
Dec. 6	vs. SJ	MIN	0-0 2/-2 23:22	MIN	0-0 0/0 20:50	INJ
Dec. 9	at VAN	MIN	0-0 5/-2 19:10	MIN	0-0 1/0 22:12	INJ
Dec. 10	at EDM	MIN	1-1 3/-1 16:30	MIN	0-0 3/-3 24:27	INJ
Dec. 12	at CGY	MIN	1-0 7/0 18:12	MIN	0-0 0/1 21:07	INJ
Dec. 14	at PHX	MIN	1-0 (W) 4/1 17:14	MIN	0-0 2/-1 18:55	DND
Dec. 20	vs. WSH	MIN	0-0 6/-1 22:43	MIN	0-0 0/-1 18:12	0-0 0/0 14:36
Dec. 21	at TB	MIN	0-0 2/-1 17:45	MIN	0-1 0/1 25:29	0-0 2/0 19:58
Dec. 23	vs. CBJ	MIN	2-0 4/-2 16:20	MIN	0-0 0/0 20:38	0-0 2/-1 16:45
Dec. 27	vs. PIT	MIN	0-0 1/-3 15:37	MIN	0-0 0/-2 23:27	DND
Dec. 29	at TOR	MIN	0-1 5/-4 17:54	MIN	0-0 2/-1 22:24	0-0 0/-1 19:58
Dec. 31	vs. MTL	MIN	2-1 5/1 22:41	MIN	0-1 0/2 23:57	0-1 0/1 19:58
Jan. 2	at WSH	MIN	3-0 (W) 5/2 20:19	MIN	0-0 0/-3 21:33	0-0 1/-2 22:29
Jan. 4	at NYI	MIN	0-1 4/1 19:39	MIN	0-0 0/-1 20:01	0-0 1/-1 20:18
Jan. 5	vs. NSH	MIN	1-1 (W) 3/2 13:45	MIN	0-0 0/0 21:21	0-0 1/0 19:40
Jan. 9	vs. TOR	MIN	1-1 (W) 4/0 16:59	MIN	0-0 0/-1 21:46	0-0 5/-1 20:07
Jan. 10	at CBJ	MIN	0-0 7/-1 17:09	MIN	0-0 0/-1 19:26	0-0 0/0 15:48
Jan. 13	vs. CGY	MIN	0-0 3/-1 19:30	MIN	0-0 0/-1 17:05	0-0 1/-1 13:56
Jan. 18	vs. FLA	MIN	0-0 2/-1 15:43	MIN	0-0 0/1 21:08	DND
Jan. 19	vs. TB	MIN	0-0 7/1 20:11	MIN	1-0 4/2 21:19	DND
Jan. 22	at PHI	MIN	0-0 3/0 17:16	MIN	0-0 1/0 19:18	DND
Jan. 23	at BUF	MIN	1-0 5/0 19:18	MIN	0-0 0/0 23:32	DND
Jan. 25	vs. OTT	MIN	0-0 2/-1 18:09	MIN	0-1 0/-1 21:09	DND
Jan. 27	vs. CBJ	MIN	0-1 4/0 17:35	MIN	0-0 1/2 18:48	DND
Jan. 28	at MTL	MIN	0-0 3/-1 16:00	MIN	0-0 1/-1 22:31	DND
Jan. 31	vs. STL	MIN	1-0 (W) 6/1 15:27	MIN	0-0 1/0 19:35	0-0 1/1 13:51
Feb. 4	vs. WPG	MIN	0-0 5/0 18:56	MIN	0-0 1/-1 18:35	0-0 1/0 15:04
Feb. 7	vs. FLA	MIN	0-2 3/0 13:27	MIN	0-0 1/0 22:53	1-0 1/1 15:11
Feb. 8	vs. MTL	MIN	0-0 4/-2 16:29	MIN	0-0 1/0 23:04	0-0 2/0 21:45
Feb. 25	at BUF	MIN	0-0 7/-1 15:49	MIN	0-0 1/-1 19:24	0-0 1/1 13:57
Feb. 27	at DAL	MIN	0-0 4/-2 14:58	MIN	0-0 1/0 15:52	0-0 0/0 16:58
Mar. 1	at LA	MIN	0-0 4/-2 14:53	MIN	0-0 1/-1 23:49	0-0 0/-1 19:40
Mar. 2	at ANA	MIN	0-0 7/0 22:28	MIN	0-1 0/1 25:18	0-0 0/-2 17:10
Mar. 4	at SJ	MIN	0-0 2/0 17:49	MIN	0-0 3/-2 22:57	0-0 0/-2 22:49
Mar. 7	vs. NYR	MIN	1-0 3/-1 16:35	MIN	0-1 0/1 19:40	0-0 0/1 20:20
Mar. 8	at NJ	MIN	1-0 6/-1 19:39	MIN	0-0 0/0 23:33	0-0 0/1 18:40
Mar. 11	vs. NYR	DND	0-1 4/0 15:38	MIN	0-0 0/2 23:24	0-0 1/1 19:08
Mar. 13	vs. BUF	MIN	1-0 13/1 22:01	MIN	0-0 4/2 22:30	0-0 2/1 20:52
Mar. 15	at BOS	MIN	0-0 1/-1 18:38	MIN	0-0 0/-1 19:09	0-0 1/-1 17:25
Mar. 16	vs. EDM	MIN	0-0 3/0 18:48	MIN	0-0 1/1 19:49	0-0 0/0 16:37
Mar. 18	at CBJ	MIN	0-0 1/0 14:24	0-0 0/0 13:47	0-0 1/1 23:24	0-0 0/0 24:29
Mar. 21	at CHI	MIN	0-0 1/0 15:03	MIN	0-0 0/-2 20:07	0-0 1/0 15:17
Mar. 22	at WPG	MIN	0-1 5/0 18:12	MIN	0-0 0/2 23:45	0-0 0/-1 5:19
Mar. 25	vs. NYI	MIN	1-0 7/0 20:33	MIN	0-1 2/0 23:37	0-1 0/1 13:10
Mar. 27	at FLA	MIN	1-0 3/1 18:02	MIN	0-0 0/1 21:11	0-1 2/1 16:42
Mar. 29	vs. CBJ	MIN	1-0 5/-1 15:15	MIN	0-0 0/-1 20:10	0-0 0/1 12:30
Mar. 31	at OTT	MIN	1-0 2/0 18:33	MIN	0-0 3/0 22:12	0-0 1/0 12:51
Apr. 1	at PIT	MIN	0-2 2/2 14:35	0-0 1/0 13:18	0-0 1/-1 22:15	0-0 2/0 10:57
Apr. 3	vs. DAL	MIN	0-0 2/1 15:54	0-2 1/-1 14:25	0-0 0/-1 24:19	0-1 1/2 17:56
Apr. 5	vs. NJ	MIN	1-0 4/0 23:51	MIN	0-0 1/0 21:44	0-0 0/0 12:36
Apr. 8	at NYR	MIN	0-0 2/0 16:01	MIN	0-0 0/-1 23:09	0-1 1/1 18:52
Apr. 10	vs. WSH	MIN	0-0 2/-2 14:16	MIN	0-0 0/0 22:35	0-0 1/-2 18:06
Apr. 11	at DET	MIN	0-0 4/0 14:22	MIN	0-0 0/1 23:16	0-0 0/1 19:19
Apr. 13	at PHI	MIN	2-0 6/-1 16:59	MIN	0-0 0/0 23:34	0-0 1/0 19:01

Skaters: Goals-Assists (Game Winning) Shots / (+/-) TOI

# GAME BY GAME

Date	Opp.	WARD #30	KHUTOBIN #31	PETERS #35	MURPHY #70
Oct. 4	vs. DET	3/380 63	DNP	MIN	MIN
Oct. 6	vs. PHI	DNP	1/18W 60	MIN	MIN
Oct. 8	at PIT	5/37L 60	DNP	MIN	MIN
Oct. 10	at WSH	DNP	2/32W 60	MIN	MIN
Oct. 11	vs. LA	1/370 65	DNP	MIN	MIN
Oct. 13	vs. PHX	3/12L 29	2/20 30	MIN	MIN
Oct. 15	vs. CHI	2/360 65	INJ	DNP	MIN
Oct. 17	at TOR	2/26W 60	INJ	DNP	MIN
Oct. 19	at NYI	3/25W 60	INJ	DNP	MIN
Oct. 24	at MIN	0/5 4	INJ	2/21L 56	MIN
Oct. 25	at COL	INJ	INJ	4/34L 58	DNP
Oct. 28	vs. PIT	INJ	INJ	3/29L 59	DNP
Nov. 1	vs. TB	INJ	INJ	3/32L 60	DNP
Nov. 2	at NYR	INJ	INJ	5/38L 60	DNP
Nov. 5	vs. PHI	INJ	INJ	1/29W 62	DNP
Nov. 7	vs. NYI	INJ	INJ	0/21W 60	DNP
Nov. 9	vs. MIN	INJ	INJ	2/300 64	DNP
Nov. 12	vs. COL	INJ	INJ	1/34W 60	DNP
Nov. 15	vs. ANA	INJ	INJ	2/30W 65	DNP
Nov. 16	at STL	INJ	INJ	3/31L 60	DNP
Nov. 18	vs. BOS	3/29L 59	INJ	DNP	MIN
Nov. 21	at DET	DNP	INJ	4/47L 60	MIN
Nov. 23	at BOS	3/380 61	INJ	DNP	MIN
Nov. 24	vs. OTT	1/36W 60	INJ	DNP	MIN
Nov. 27	at NJ	3/22W 60	INJ	DNP	MIN
Nov. 29	vs. NJ	5/31L 60	INJ	DNP	MIN
Dec. 1	vs. VAN	3/30L 59	INJ	DNP	MIN
Dec. 3	at WSH	DNP	INJ	1/27W 60	MIN
Dec. 5	at NSH	DNP	INJ	2/22W 60	MIN
Dec. 6	vs. SJ	3/25W 60	INJ	DNP	MIN
Dec. 9	at VAN	DNP	INJ	1/25L 60	MIN
Dec. 10	at EDM	5/290 62	INJ	DNP	MIN
Dec. 12	at CGY	DNP	INJ	2/300 65	MIN
Dec. 14	at PHX	DNP	INJ	1/38W 60	MIN
Dec. 20	vs. WSH	3/28L 59	INJ	DNP	MIN
Dec. 21	at TB	DNP	INJ	3/500 62	MIN
Dec. 23	vs. CBJ	DNP	INJ	4/25L 59	MIN
Dec. 27	vs. PIT	DNP	INJ	4/260 61	MIN
Dec. 29	at TOR	4/26L 59	MIN	DNP	MIN
Dec. 31	vs. MTL	4/25W 63	DND	DNP	MIN
Jan. 2	at WSH	INJ	3/41W 61	DNP	MIN
Jan. 4	at NYI	INJ	2/40W 60	DNP	MIN
Jan. 5	vs. NSH	INJ	1/32W 60	DNP	MIN
Jan. 9	vs. TOR	INJ	1/26W 60	DNP	MIN
Jan. 10	at CBJ	INJ	3/24L 60	DNP	MIN
Jan. 13	vs. CGY	INJ	2/29L 59	DNP	MIN
Jan. 18	vs. FLA	INJ	2/39W 60	DNP	MIN
Jan. 19	vs. TB	INJ	2/17L 42	3/7 15	MIN
Jan. 22	at PHI	INJ	2/24W 60	DNP	MIN
Jan. 23	at BUF	INJ	3/29W 60	DNP	MIN
Jan. 25	vs. OTT	INJ	3/26W 60	DNP	MIN
Jan. 27	vs. CBJ	INJ	2/24W 60	DNP	MIN
Jan. 28	at MTL	INJ	3/30L 60	DNP	MIN
Jan. 31	vs. STL	MIN	1/28W 60	DNP	MIN
Feb. 4	vs. WPG	DNP	2/27L 60	DND	MIN
Feb. 7	vs. FLA	DNP	1/35W 60	DND	MIN
Feb. 8	vs. MTL	DNP	3/23L 60	DND	MIN
Feb. 25	at BUF	3/18L 60	DNP	MIN	MIN
Feb. 27	at DAL	DNP	3/33L 59	MIN	MIN
Mar. 1	at LA	DNP	2/30L 59	MIN	MIN
Mar. 2	at ANA	5/34L 60	DNP	MIN	MIN
Mar. 4	at SJ	DNP	2/37W 64	MIN	MIN
Mar. 7	vs. NYR	DNP	3/43L 59	DND	MIN
Mar. 8	at NJ	1/9L 26	4/22 33	DND	MIN
Mar. 11	vs. NYR	1/25W 60	DNP	DND	MIN
Mar. 13	vs. BUF	2/23W 60	DNP	DND	MIN
Mar. 15	at BOS	5/41L 60	DNP	DND	MIN
Mar. 16	vs. EDM	DNP	2/33L 59	DND	MIN
Mar. 18	at CBJ	DNP	1/47W 60	DND	MIN
Mar. 21	at CHI	DNP	3/25L 60	DND	MIN
Mar. 22	at WPG	2/36W 60	DNP	DND	MIN
Mar. 25	vs. NYI	3/9 6	2/23L 53	DND	MIN
Mar. 27	at FLA	DNP	0/35W 60	DND	MIN
Mar. 29	vs. CBJ	DNP	3/320 63	DND	MIN
Mar. 31	at OTT	1/290 65	DNP	DND	MIN
Apr. 1	at PIT	DNP	1/31W 60	DND	MIN
Apr. 3	vs. DAL	DNP	1/34W 60	DND	MIN
Apr. 5	vs. NJ	DNP	2/22L 59	DND	MIN
Apr. 8	at NYR	4/36L 60	DNP	DND	MIN
Apr. 10	vs. WSH	DNP	5/21L 60	DND	MIN
Apr. 11	at DET	1/29W 60	DNP	DND	MIN
Apr. 13	at PHI	DNP	5/44W 65	DND	MIN

Goalies: Goals Allowed / Shots Decision Minutes Played

**SEPTEMBER 2013**

- 15 Assigned Trevor Carrick (Mississauga – OHL) and Sergey Tolchinsky (Sault Ste. Marie – OHL) to their respective junior clubs
- 18 Assigned Danny Biega, Mark Flood, Austin Levi, Keegan Lowe, Rasmus Rissanen, Beau Schmitz, Victor Rask, Justin Shugg, Brody Sutter and Brendan Woods to Charlotte (AHL) and forward Brock McGinn to Guelph (OHL)
- 19 Recalled Mike Murphy from Charlotte (AHL)
- 21 Reassigned Mike Murphy to Charlotte (AHL)
- 23 Assigned Nicolas Blanchard, Zach Boychuk, Aaron Palushaj, Jared Staal, Michal Jordan and Justin Peters to Charlotte (AHL)
- 29 Assigned Chris Terry to Charlotte (AHL)
- 29 Placed Tuomo Ruutu on injured reserve
- 29 Acquired Kellan Tochkin and a fourth-round pick in the 2014 Draft from the Vancouver Canucks in exchange for Zac Dalpe and Jeremy Welsh
- 30 Assigned Ryan Murphy to Charlotte (AHL)

**OCTOBER 2013**

- 1 Recalled Ryan Murphy from Charlotte (AHL)
- 2 Assigned Matt Corrente to Charlotte (AHL)
- 2 Signed forward Radek Dvorak to a one-year contract
- 7 Placed Tim Gleason on injured reserve, retroactive to Sept. 21
- 13 Activated Tuomo Ruutu from injured reserve
- 14 Placed Anton Khudobin on injured reserve
- 14 Recalled Justin Peters from Charlotte (AHL)
- 25 Placed Cam Ward on injured reserve
- 25 Recalled Mike Murphy from Charlotte (AHL) on an emergency basis
- 25 Activated Tim Gleason from injured reserve
- 25 Placed Brett Bellemore on injured reserve
- 31 Signed forward Manny Malhotra to a one-year contract
- 31 Placed Radek Dvorak on injured reserve, retroactive to Oct. 25
- 31 Placed Jeff Skinner on injured reserve, retroactive to Oct. 24

**NOVEMBER 2013**

- 2 Activated Brett Bellemore from injured reserve
- 4 Assigned Brett Sutter to Charlotte (AHL)
- 5 Activated Radek Dvorak from injured reserve
- 6 Recalled Chris Terry from Charlotte (AHL) and assigned Elias Lindholm to Charlotte
- 18 Activated Cam Ward from injured reserve
- 18 Reassigned Mike Murphy to Charlotte (AHL)
- 21 Activated Jeff Skinner from injured reserve
- 21 Placed Alexander Semin on injured reserve
- 22 Recalled Elias Lindholm from Charlotte (AHL) and reassigned Chris Terry to Charlotte

**DECEMBER 2013**

- 6 Recalled Zach Boychuk from Charlotte (AHL)
- 6 Placed Mike Komisarek on injured reserve
- 6 Agreed to terms with Carter Sandlak
- 7 Reassigned Zach Boychuk to Charlotte (AHL)
- 12 Activated Alexander Semin from injured reserve
- 18 Agreed to terms with Trevor Carrick on a three-year, entry-level contract
- 19 Assigned Elias Lindholm to Sweden's World Junior Championship team
- 20 Activated Mike Komisarek from injured reserve
- 20 Agreed to terms with Daniel Altshuler on a three-year, entry-level contract
- 27 Recalled Zach Boychuk from Charlotte (AHL) and placed Jiri Tlustý on injured reserve
- 27 Assigned Anton Khudobin to Charlotte (AHL) for a conditioning stint
- 27 Placed Jay Harrison on injured reserve
- 30 Acquired Greg Nemisz from Calgary in exchange for Kevin Westgarth
- 31 Recalled Anton Khudobin from Charlotte (AHL)

**JANUARY 2014**

- 1 Acquired John-Michael Liles and the rights to Dennis Robertson in exchange for Tim Gleason
- 2 Recalled Brett Sutter from Charlotte (AHL) on an emergency basis
- 5 Recalled Aaron Palushaj from Charlotte (AHL)
- 5 Placed Riley Nash on injured reserve
- 5 Activated Jay Harrison from injured reserve
- 5 Placed Cam Ward on injured reserve
- 8 Recalled Elias Lindholm and assigned Aaron Palushaj to Charlotte (AHL)
- 11 Activated Riley Nash from injured reserve
- 11 Reassigned Zach Boychuk and Brett Sutter to Charlotte (AHL)
- 13 Activated Jiri Tlustý from injured reserve
- 24 Assigned Ryan Murphy to Charlotte (AHL)
- 27 Recalled Aaron Palushaj from Charlotte (AHL)
- 29 Assigned Aaron Palushaj to Charlotte (AHL)
- 30 Removed Cam Ward from injured reserve and assigned him to Charlotte (AHL) for a conditioning stint

**FEBRUARY 2014**

- 2 Recalled Cam Ward from Charlotte (AHL)
- 19 Assigned Justin Peters to Charlotte (AHL) for a conditioning stint

**MARCH 2014**

- 4 Agreed to terms with Anton Khudobin on a two-year contract
- 5 Recalled Justin Peters from Charlotte (AHL)
- 5 Acquired Andrei Loktionov and a conditional draft pick from the New Jersey Devils in exchange for Tuomo Ruutu
- 6 Recalled Ryan Murphy from Charlotte (AHL)
- 10 Recalled Michal Jordan from Charlotte (AHL) on an emergency basis
- 11 Reassigned Michal Jordan to Charlotte (AHL)
- 17 Recalled Chris Terry from Charlotte (AHL)
- 19 Reassigned Chris Terry to Charlotte (AHL)
- 20 Agreed to terms with Dennis Robertson on a two-year, entry-level contract
- 24 Signed Justin Faulk to a six-year contract extension
- 25 Reassigned Ryan Murphy to Charlotte (AHL)
- 26 Agreed to terms with Phil Di Giuseppe on a three-year, entry-level contract

**APRIL 2014**

- 1 Recalled Chris Terry from Charlotte (AHL) on an emergency basis
- 3 Recalled Zach Boychuk from Charlotte (AHL) on an emergency basis
- 4 Reassigned Zach Boychuk and Chris Terry to Charlotte (AHL)
- 4 Recalled Ryan Murphy from Charlotte (AHL)
- 10 Reassigned Ryan Murphy to Charlotte (AHL)
- 11 Recalled Zach Boychuk from Charlotte (AHL) on an emergency basis
- 12 Reassigned Zach Boychuk to Charlotte (AHL)
- 12 Agreed to terms with Patrick Brown on a two-year, entry-level contract
- 28 Named Ron Francis general manager, and Brian Tatum assistant general manager and Mike Vellucci assistant general manager and director of hockey operations. Jim Rutherford to remain with Hurricanes as team president.

**MAY 2014**

- 5 Relieved Kirk Muller, Dave Lewis and John MacLean of their coaching duties. Reassigned Greg Stefan to the pro scouting staff.
- 27 Signed Erik Karlsson to a three-year, entry-level contract

**JUNE 2014**

- 19 Named Bill Peters head coach
- 20 Named Ricky Olczyk assistant general manager
- 24 Named Steve Smith assistant coach
- 24 Signed Nathan Gerbe to a two-year contract
- 24 Signed Ron Hainsey to a three-year contract
- 24 Signed Chris Terry to a one-year, two-way contract

**JULY 2014**

- 1 Named Don Waddell team president
- 1 Signed Brad Malone to a two-year contract
- 1 Signed Jay McClement to a one-year contract
- 1 Signed Jiri Tlustý to a one-year contract
- 1 Signed Drew MacIntyre to a one-year, two-way contract
- 2 Signed Zach Boychuk to a one-year, two-way contract
- 2 Signed Greg Nemisz to a one-year, two-way contract
- 3 Signed Tim Gleason to a one-year contract
- 3 Signed Michal Jordan to a one-year, two-way contract
- 3 Signed Jared Staal to a one-year, two-way contract
- 4 Signed Ben Holmstrom to a one-year, two-way contract
- 14 Signed Justin Shugg to a one-year, two-way contract
- 15 Named David Marcoux goaltending coach
- 23 Signed Rasmus Rissanen to a one-year, two-way contract
- 25 Signed Brett Bellemore to a one-year, two-way contract

**AUGUST 2014**

- 7 Signed Haydn Fleury to a three-year, entry-level contract

# TRADES AND ACQUISITIONS

## 1979

APRIL 22	Named Don Blackburn head coach.
JUNE 22	Claimed Maynard Schurman from the Philadelphia Flyers and Al Sims from the Boston Bruins in NHL Expansion Draft; Selected Bob Stephenson in WHA Dispersal Draft.
AUGUST 28	Signed Chuck Luksa as a free agent.
SEPTEMBER 20	Signed Ken Holland as a free agent.
NOVEMBER 2	Signed Greg Carroll as a free agent.
DECEMBER 27	Signed Larry Giroux as a free agent.
DECEMBER 28	Acquired Pat Boutette from the Toronto Maple Leafs for Bob Stephenson.

## 1980

JANUARY 17	Obtained Tom Rowe from Washington Capitals for Alan Hangsleben.
FEBRUARY 27	Acquired Bobby Hull from Winnipeg Jets for future considerations.
JUNE 4	Gordie Howe retired and became director of player development.
JUNE 5	Obtained Rick Meagher from Montreal Canadiens for 1981 third and fifth round draft picks (Paul McDermid, Don Bourbonnais) for Montreal's third and fifth picks in the same draft (Dreter Hegen, Steve Rooney).
JUNE 15	Acquired Mike Veisor from Chicago Blackhawks for a second-round 1981 draft pick (Kevin Griffin).
AUGUST 30	Signed Glenn Merkosky as a free agent.
DECEMBER 5	Acquired Norm Barnes and Jack McIlhargey from Philadelphia Flyers for a 1982 second-round draft choice (later transferred to Toronto, Peter Ihnacek).
DECEMBER 16	Obtained Mike Fidler from Minnesota North Stars for Gordie Roberts.

## 1981

JANUARY 15	Acquired a 1981 fifth-round draft pick (Bill Maguire) from the New York Rangers for Nick Fotiu.
FEBRUARY 20	Acquired Gilles Lupien from Pittsburgh Penguins for a 1981 sixth-round draft pick (Paul Edwards); Don Blackburn fired as head coach; Named assistant coach Larry Pleau as interim head coach (interim dropped on March 9).
FEBRUARY 22	Captain Rick Ley retires due to a knee injury and becomes assistant coach.
MARCH 3	Signed Ross Yates as a free agent.
APRIL 1	Named Larry Pleau director of hockey operations.
APRIL 2	Signed Dan Fridgen as a free agent.
MAY 15	Signed Jeff Brownschidle as a free agent.
JUNE 15	Signed Greg Millen as a free agent from the Pittsburgh Penguins. Pat Boutette and Kevin McClelland later sent to Pittsburgh as compensation.
JULY 3	Acquired Rick MacLeish, Don Gillen, Blake Wesley, along with a first-round pick (Paul Lawless), a second-round pick (Mark Paterson) and a third round pick (Kevin Dineen) in 1982 draft from Philadelphia Flyers for Fred Arthur, Ray Allison, a first-round pick (Ron Sutter) and a third-round pick (Miroslav Dvorak) in 1982.
OCTOBER 2	Obtained Gary Howatt from New York Islanders for a fifth-round 1983 draft pick (Bob Caulfield); Obtained Doug Sullivan, Chris Kotsopoulos and Gerry McDonald from the New York Rangers for Mike Rogers and a 10th-round 1982 pick (Simo Saarinen).
OCTOBER 5	Claimed Rob McClanahan from the Buffalo Sabres and Mike McDougal from New York Rangers in NHL Waiver Draft.
OCTOBER 16	Signed Paul Shmyr as a free agent.
NOVEMBER 15	Acquired George Lyle from the Detroit Red Wings off waivers.
DECEMBER 21	Acquired Pierre Larouche from Montreal Canadiens for a flip-flop of first-round draft picks in 1984 (Montreal selected Peter Svoboda fifth overall, Hartford chose Sylvain Cote 11th overall), Hartford's second pick in 1984 (Brian Benning – which was later traded by Montreal to St. Louis along with Rick Walmsey and Montreal's second choice – Tony Hrkac – and third choice – Robert Dirk – for St. Louis' first choice – Shayne Corson – and second – Stephane Richer – in 1984 draft), and a third-round choice in 1985 (Rocky Dundas).
DECEMBER 29	Acquired Russ Anderson and an eighth-round draft pick in 1983 (Chris DuPerron) for Rick MacLeish.

## 1982

JANUARY 12	Acquired Michel Plasse and a 1983 fourth-round draft pick (Ron Chyzowski) from the Quebec Nordiques for John Garrett.
JANUARY 29	Traded Rob McClanahan to New York Rangers for a 10th-round 1983 draft pick (Reine Karlssoon).
JUNE 2	Named Larry Kish head coach; Larry Pleau to remain director of hockey operations.
AUGUST 19	Acquired Greg Adams and Ken Linseman from Philadelphia along with the Flyers' first-round draft choice in 1983 (David A. Jensen) for Mark Howe; Obtained Risto Siltanen and Brent Loney from Edmonton for Ken Linseman and Don Nachbaur.
AUGUST 28	Signed Bob Sullivan as a free agent.
SEPTEMBER 17	Signed Archie Henderson as a free agent.
OCTOBER 3	Acquired Mark Johnson and Kent-Erik Anderson from the Minnesota North Stars for a 1984 fifth-round draft choice (Jiri Poner) and future considerations (Jordy Douglas); Obtained Ed Hospodar from the New York Rangers for Kent-Erik Anderson.

OCTOBER 15	Obtained Merlin Malinowski and the rights to Scott Fusco from the New Jersey Devils for Gary Howatt and Rick Meagher.
OCTOBER 22	Acquired Paul Marshall from Toronto Maple Leafs for a 1983 10th-round draft pick (Greg Rolston).
DECEMBER 3	Acquired Pierre Lacroix from the Quebec Nordiques for Blake Wesley.
DECEMBER 24	Signed Randy Pierce as a free agent.

## 1983

JANUARY 24	Larry Pleau assumes head coaching duties from Larry Kish.
MARCH 7	John Cuniff named head coach.
MAY 2	Named Emile Francis president and general manager; Larry Pleau named assistant general manager.
JULY 3	Acquired Joel Quenneville and Richie Dunn from Calgary Flames for Mickey Volcan.
JULY 4	Acquired Norm Dupont from Winnipeg Jets for a fourth-round pick (Chris Mills).
JULY 7	Named Jack Evans head coach.
SEPTEMBER 18	Acquired Steve Stoyanovich from the New York Islanders for a 1985 fifth-round pick (Tommy Hedland).
SEPTEMBER 29	Signed Marty Howe as a free agent.
OCTOBER 1	Acquired Greg Malone from Pittsburgh Penguins for a third-round 1985 draft pick (Bruce Racine).
OCTOBER 2	Signed free agent Paul Fenton.
OCTOBER 3	Claimed Mike Zuke, Bob Crawford and Mike Crombeen from St. Louis Blues in NHL Waiver Draft.
OCTOBER 4	Acquired Torrie Robertson from the Washington Capitals for Greg Adams.
NOVEMBER 10	Acquired Ed Staniowski from Winnipeg Jets for Mike Veisor.
DECEMBER 17	Signed Reid Bailey as a free agent.

## 1984

JANUARY 21	Signed Tony Currie as a free agent after release from Vancouver Canucks.
FEBRUARY 27	Obtained Scot Kleinendorst from the New York Rangers for Blaine Stoughton.
FEBRUARY 29	Signed Dave Tippett as a free agent.
MARCH 1	Signed Mark Fusco as a free agent.
MARCH 3	Acquired Jack Brownschidle off waivers from St. Louis Blues.
MAY 29	Acquired Brad Shaw from the Detroit Red Wings for a 1984 eighth-round draft pick (Lars Karlsson).
SEPTEMBER 6	Acquired Steve Weeks from the New York Rangers for a 1986 third-round draft pick (Shaun Clauston).
OCTOBER 9	Acquired Wally Weir from Quebec Nordiques and Dave Lumley from Edmonton Oilers in NHL Waiver Draft.
NOVEMBER 16	Acquired Pat Boutette from the Pittsburgh Penguins for the rights to Ville Siren.

## 1985

FEBRUARY 22	Acquired Mike Liut and future considerations (Jorgen Pettersson) from the St. Louis Blues for Greg Millen and Mark Johnson.
MARCH 12	Acquired Peter Sidorkiewicz and Dean Evason from the Washington Capitals for David A. Jensen.
SEPTEMBER 17	Signed John Newberry as a free agent.
OCTOBER 7	Obtained Stewart Gavin from Toronto Maple Leafs for Chris Kotsopoulos.
OCTOBER 8	Purchased Tim Bothwell from the St. Louis Blues.
NOVEMBER 21	Acquired Dave Babych from the Winnipeg Jets for Ray Neufeld.
DECEMBER 6	Acquired Doug Jarvis from the Washington Capitals for Jorgen Pettersson.

## 1986

JANUARY 17	Acquired Wayne Babych from the Quebec Nordiques for Greg Malone.
FEBRUARY 3	Obtained Bill Gardner from the Chicago Blackhawks for a 1987 third-round draft pick (Mike Dagenais).
MARCH 8	Acquired John Anderson from the Quebec Nordiques for Risto Siltanen.
MARCH 11	Acquired Mike McEwen from the New York Rangers for Bob Crawford.
OCTOBER 7	Acquired Yves Courteau from Calgary Flames for Mark Paterson.
OCTOBER 9	Claimed Gord Sherven from Edmonton Oilers in NHL Waiver Draft.
OCTOBER 21	Acquired Dave Barr from St. Louis Blues for Tim Bothwell.
DECEMBER 11	Acquired Dave Semenko from the Edmonton Oilers for a third-round 1988 draft choice (Trevor Sim).

## 1987

JANUARY 12	Acquired Randy Ladouceur from Detroit Red Wings for Dave Barr.
MARCH 10	Acquired Pat Hughes from St. Louis Blues for a 1987 10th-round draft choice (Andy Cesarski).
JULY 27	Signed free agents Roger Kortko and Tom Martin.
SEPTEMBER 8	Acquired Bill Root from the Toronto Maple Leafs for Dave Semenko.
OCTOBER 5	Acquired Mark Reeds from the St. Louis Blues for a third-round pick in 1989 draft (later upgraded to a 1989 second-round pick in Charles Bourgeois deal – Rick Corriveau); Acquired Brent Peterson from the Vancouver Canucks in the 1987 waiver draft.
OCTOBER 15	Signed Dave Williams as a free agent.

## 1988

JANUARY 3	Acquired Neil Sheehy, Carey Wilson, and the rights to Lane MacDonald from the Calgary Flames for Dan Murzyn and Shane Churla.
JANUARY 22	Acquired Lindsay Carson from the Philadelphia Flyers for Paul Lawless.
FEBRUARY 7	Named Larry Pleau head coach, replacing Jack Evans.
FEBRUARY 27	Signed Mike McEwen as a free agent.
MARCH 8	Acquired Charlie Bourgeois and a second-round draft pick in 1989 (Blair Atcheynum) from St. Louis Blues for a 1989 second-round draft selection (Rick Corriveau); Acquired Richard Brodeur from the Vancouver Canucks for Steve Weeks.
MAY 15	Signed Mike Tomlak as a free agent.
JUNE 14	Signed Ross McKay as a free agent.
JUNE 20	Donald Conrad and Richard Gordon purchased the Hartford Whalers.
JULY 6	Acquired Ed Kastelic and Grant Jennings from Washington Capitals for Mike Millar and Neil Sheehy.
AUGUST 3	Signed Allan Tuer as a free agent.
NOVEMBER 29	Claimed Tom Martin off of waivers from Minnesota North Stars.
DECEMBER 26	Acquired Don Maloney, Brian Lawton, and Norm MacIver from the New York Rangers for Carey Wilson and a fifth-round draft choice in 1990 (Lubos Rob).

## 1989

MARCH 6	Acquired Jim Thomson from Washington Capitals for Scot Kleinendorst.
MARCH 7	Acquired Jim Pavese from Detroit Red Wings for Torrie Robertson.
MAY 11	Named Ed Johnston vice president and general manager.
MAY 12	Named Richard Gordon managing general partner, replacing Don Conrad.
MAY 16	Fired Larry Pleau as head coach.
JUNE 7	Named Rick Ley head coach.
JUNE 17	Acquired Pat Verbeek from New Jersey Devils for Sylvain Turgeon.
JULY 20	Named Brent Peterson assistant coach.
SEPTEMBER 13	Signed Daryl Reaugh as a free agent.
OCTOBER 2	Acquired Bo Mikael Andersson from Buffalo Sabres in the 1989 NHL Waiver Draft for \$30,000.
OCTOBER 7	Acquired Mike Berger from Minnesota North Stars for the rights to Kevin Sullivan.
OCTOBER 10	Acquired Jim Ennis from Edmonton Oilers for Norm MacIver.
OCTOBER 16	Signed Steve Dykstra as a free agent.
OCTOBER 31	Acquired Chris Cichocki from New Jersey Devils for Jim Thomson.
DECEMBER 13	Acquired Randy Cunneyworth from the Winnipeg Jets for Paul MacDermid.

## 1990

MARCH 3	Acquired Jeff Sirkka from Boston Bruins for Steve Dykstra.
MARCH 5	Acquired Yvon Corriveau from the Washington Capitals for Mike Liut.
MARCH 11	Acquired Cam Brauer from the Edmonton Oilers for Marc Laforge.
JULY 9	Traded Jody Hull to the New York Rangers for Carey Wilson and future considerations.
JULY 16	Signed John Stevens as a free agent.
OCTOBER 1	Traded Dave Tippett to the Washington Capitals for a sixth-round draft pick in 1992 (Jarret Reid); Signed free agent Paul Cyr.
OCTOBER 3	Traded Joel Quenneville to the Washington Capitals for cash.
OCTOBER 7	Signed Todd Richards as a free agent.
OCTOBER 31	Acquired Marc Bergevin from the New York Islanders for a fifth-round choice in 1992 (Ryan Duthie).
NOVEMBER 13	Acquired Doug Crossman from the New York Islanders for Ray Ferraro.
DECEMBER 21	Acquired Rob Brown from the Pittsburgh Penguins for Scott Young.

## 1991

FEBRUARY 20	Acquired Doug Houda from the Detroit Red Wings for Doug Crossman.
MARCH 4	Acquired John Cullen, Zarley Zalapski and Jeff Parker from the Pittsburgh Penguins for Ron Francis, Ulf Samuelsson and Grant Jennings.
MARCH 5	Acquired Mark Hunter from the Calgary Flames for Carey Wilson.
MAY 29	Fired head coach Rick Ley.
JUNE 7	Named Jim Roberts head coach.
AUGUST 26	Acquired Paul Fenton from the Calgary Flames for a 1992 sixth-round draft pick (Joel Bouchard).
SEPTEMBER 4	Signed Mario Gosselin as a free agent.
SEPTEMBER 5	Signed Barry Pederson as a free agent.
SEPTEMBER 8	Traded Sylvain Cote to the Washington Capitals for a 1992 second-round draft pick (Andrei Nikolishin).
SEPTEMBER 17	Acquired Andrew Cassels from the Montreal Canadiens for a 1992 second-round draft pick (Valeri Bure).
OCTOBER 2	Acquired Dan Keczer from the San Jose Sharks for Dean Evason.
OCTOBER 3	Acquired Lee Norwood from the New Jersey Devils for future considerations.
OCTOBER 4	Traded Todd Krygier to the Washington Capitals for 1993 fourth-round draft pick (later traded to the Calgary Flames, who selected Jason Smith).
OCTOBER 18	Traded Paul Fenton to the San Jose Sharks for Mike McHugh.
NOVEMBER 13	Acquired Murray Craven and a 1992 fourth-round draft pick (Kevin Smyth) from the Philadelphia Flyers for Kevin Dineen; Traded Lee Norwood to St. Louis Blues for future considerations.

NOVEMBER 21	Acquired Jukka Suomalainen from the Minnesota North Stars to complete a draft-day deal (June 22, 1991) in which Minnesota obtained Hartford's fifth round pick (Mike Kennedy) for future considerations.
DECEMBER 20	Acquired Daniel Shank from the Detroit Red Wings for Chris Tancill.

## 1992

JANUARY 24	Acquired Steve Konroyd from the Chicago Blackhawks for Rob Brown.
JANUARY 27	Acquired Paul Gillis from the Chicago Blackhawks for future considerations.
MARCH 10	Acquired Frank Pietrangelo from the Pittsburgh Penguins for 1994 third and seventh-round draft picks (Sven Butenschon, Serge Aubin).
MAY 12	Fired Ed Johnston as vice president and general manager.
MAY 26	Named Brian Burke general manager.
JUNE 15	Acquired Nick Kypreos from the Washington Capitals for Mark Hunter and Yvon Corriveau; Paul Holmgren named head coach; Traded Brad Shaw to the New Jersey Devils for cash.
JUNE 16	Acquired Allen Pedersen from the Minnesota North Stars for a conditional 1993 draft pick (Rick Mrozik).
JUNE 24	Signed Jim Agnew to a free agent contract.
JULY 8	Acquired Tim Kerr from the New York Rangers for a 1993 seventh-round pick (Sergei Kondrashkin).
AUGUST 20	Traded Yvon Corriveau to the Washington Capitals to complete Nick Kypreos trade.
AUGUST 28	Acquired Sean Burke and Eric Weinrich from New Jersey Devils for Bobby Holik, a 1993 second-round draft pick (Jay Pandolfo) and future considerations.
SEPTEMBER 3	Acquired Mark Janssens from the Minnesota North Stars for James Black.
SEPTEMBER 14	NHL arbitrator K. Allen Hinnegan accepts proposal of a third (Sven Butenschon) and a seventh-round draft choice (Serge Aubin) in the 1994 Entry Draft as the future considerations for Frank Pietrangelo.
OCTOBER 1	Acquired Corrie D'Alessio and a 1993 fifth-round choice (later traded back to the Vancouver Canucks in Murray Craven trade) from the Vancouver Canucks for Kay Whitmore.
OCTOBER 9	Traded Michel Picard to the San Jose Sharks for future considerations.
OCTOBER 30	Named Tom Rowe director of hockey operations.
NOVEMBER 21	Acquired Jamie Leach off waivers from the Pittsburgh Penguins.
NOVEMBER 24	Traded John Cullen to the Toronto Maple Leafs for a second-round pick in 1993 (later traded to San Jose – Vlastimil Kroupa).

## 1993

JANUARY 21	Acquired Yvon Corriveau from the San Jose Sharks as the future considerations for Michel Picard.
MARCH 22	Acquired Robert Kron, a conditional draft pick (Marek Malik), and future considerations (Jim Sandlak) from the Vancouver Canucks for Murray Craven and a 1993 fifth-round draft choice (Scott Walker); Acquired a sixth-round draft pick from the Detroit Red Wings (later traded back to Detroit – Tim Spitzig) for Steve Konroyd.
JUNE 1	Acquired Brad McCrimmon from the Detroit Red Wings for a 1993 fifth-round draft pick (pick had been previously acquired from Detroit in Steve Konroyd trade).
JUNE 20	Acquired Sergei Makarov from the Calgary Flames for future considerations.
JUNE 26	Traded first (Viktor Kozlov), second (Vlastimil Kroupa) and third-round draft picks (Ville Peltonen) in 1993 and future considerations (Sergei Makarov) to San Jose for the Sharks' first-round draft pick (second overall, Chris Pronger); Traded second-round draft pick (Jason Podollan) to Florida.
AUGUST 9	Signed free agents Jeff Bloemberg, Rob Corwie and Garth Premak.
SEPTEMBER 1	Brian Burke resigns as president and general manager to take the position of senior vice president and director of hockey operations for the NHL.
SEPTEMBER 8	Named Paul Holmgren general manager/head coach.
OCTOBER 4	Signed Brian Propp as a free agent.
NOVEMBER 2	Acquired Bryan Marchment and Steve Larmer from the Chicago Blackhawks for Patrick Poulin and Eric Weinrich; Acquired Darren Turcotte and James Patrick from the New York Rangers for Nick Kypreos, Barry Richter, Steve Larmer and a sixth-round draft choice (Yuri Litvinev).
NOVEMBER 3	Acquired Marc Potvin from the Los Angeles Kings for Doug Houda; Acquired Bob McGill off waivers from the New York Islanders.
NOVEMBER 10	Traded Martin Hamrik to the St. Louis Blues for future considerations.
NOVEMBER 16	Paul Holmgren resigns as head coach to concentrate on general manager duties. Pierre McGuire named head coach.
NOVEMBER 19	Acquired Jeff Reese from the Calgary Flames for Dan Keczer and future considerations.
DECEMBER 16	Acquired Alexander Godynnyuk from the Florida Panthers for Jim McKenzie.

## 1994

JANUARY 24	Acquired Todd Harkins from the Calgary Flames for Scott Morrow.
JANUARY 25	Acquired Ted Crowley from the Toronto Maple Leafs for Mark Greig and a 1995 sixth-round draft pick (Doug Bonner).
MARCH 10	Acquired Gary Suter, Ted Drury and Paul Ranheim from the Calgary Flames in exchange for Zarley Zalapski, James Patrick and Michael Nylander.

# TRADES AND ACQUISITIONS

MARCH 11	Acquired Frantisek Kucera and Jocelyn Lemieux from the Chicago Blackhawks for Gary Suter, Randy Cunneyworth and a 1995 third-round draft choice (later traded to Vancouver – Larry Courville).
MARCH 18	Traded Ken Belanger to the Toronto Maple Leafs for a 1994 ninth-round draft choice (Matt Ball).
JUNE 28	NHL Board of Governors approve the sale of the Hartford Whalers to Peter Karmanos Jr., Thomas Thewes and Jim Rutherford; Rutherford named chief operating officer, president and general manager; Paul Holmgren named head coach; Steve Martins acquired in supplemental draft; Signed free agent Jeff Chychrun.
JULY 13	Signed free agent Jimmy Carson to a multi-year contract.
AUGUST 18	Signed free agent Steve Rice to a multi-year contract.
AUGUST 26	Acquired Glen Wesley from the Boston Bruins for first-round draft picks in the 1995 (Kyle McLaren), 1996 (Jonathan Aitken) and 1997 (Sergei Samsonov) NHL Entry Drafts.
AUGUST 30	Edmonton awarded Bryan Marchment as compensation for signing of Steve Rice.

## 1995

JANUARY 18	Selected Kelly Chase and Brian Glynn in NHL Waiver Draft.
MARCH 23	Acquired Glen Featherstone, Michael Stewart, a 1995 first-round draft pick (Jean-Sebastien Giguere) and a 1996 fourth-round draft pick (Steve Wasylko) from the New York Rangers for Pat Verbeek.
MAY 31	Acquired fourth-round draft pick (Sami Kapanen) from the Los Angeles Kings for Jan. Vopat.
JULY 27	Brendan Shanahan acquired from the St. Louis Blues for Chris Pronger.
JULY 31	Acquired Jeff Bess off waiver wire from the Dallas Stars.
AUGUST 1	Signed free agent Gerald Diduck to a multi-year contract.
AUGUST 28	Signed free agents Todd Sparkes and David Williams.
OCTOBER 6	Acquired Nelson Emerson from the Winnipeg Jets for Darren Turcotte; Jason Muzzatti claimed off waivers from the Calgary Flames.
NOVEMBER 6	Fired Paul Holmgren as head coach; Named Paul Maurice head coach.
NOVEMBER 29	Dan Kesa acquired from the Dallas Stars for Robert Petrovicky.
DECEMBER 1	Jeff Reese traded to the Tampa Bay Lightning for a 1996 ninth-round draft pick (Ashkat Rakhmatullin).
DECEMBER 20	Acquired Jim Dowd and a 1997 second-round draft pick (later traded to Calgary in Steve Chiasson trade, Flames selected – Dmitri Kokorev) from the New Jersey Devils for Jocelyn Lemieux and a 1998 second-round draft pick; Jeff Brown and a 1998 third-round draft pick (later traded to Calgary in Steve Chiasson trade – Paul Manning) acquired from the Vancouver Canucks for Jim Dowd, Frantisek Kucera and a 1997 second-round draft pick (Ryan Bonni).
DECEMBER 28	Acquired Kevin Dineen from the Philadelphia Flyers for a 1997 seventh-round draft pick (later re-acquired from Philadelphia in Paul Coffey trade – Andrew Merrick).

## 1996

OCTOBER 1	Kent Manderville signed to a one-year contract following training camp tryout; Acquired Kevin Brown from the Mighty Ducks of Anaheim for Espen Knutsen.
OCTOBER 9	Acquired Paul Coffey, Keith Primeau and a 1997 first-round draft pick (Nikos Tselios) from the Detroit Red Wings in exchange for Brendan Shanahan and Brian Glynn.
OCTOBER 12	Acquired Stu Grimson off waivers from the Detroit Red Wings.
NOVEMBER 9	Acquired Curtis Leschyshyn from the Washington Capitals for Andrei Nikolishin.
DECEMBER 15	Acquired Kevin Haller, a 1997 first-round draft pick (traded on draft day 1997 – June 21 – to San Jose [Scott Hannan] for San Jose's 1997 second-round draft pick [Brad DeFauw] and 1998 third-round draft pick [Erik Cole]), and Philadelphia's 1997 seventh-round draft pick (Andrew Merrick) for Paul Coffey and a 1997 third-round draft pick (Kris Mallette).

## 1997

MARCH 5	Acquired Steve Chiasson and a 1997 third-round draft pick (Francis Lessard) from the Calgary Flames for Glen Featherstone, Hnat Domenichelli, a 1997 second-round draft pick (Dimitri Kokorev) and a 1998-third round draft pick (Paul Manning).
MARCH 18	Acquired Bates Battaglia and a 1998 fourth-round draft pick (Josef Vasicek) from the Mighty Ducks of Anaheim for Mark Janssens; Acquired a 1998 eighth-round draft pick (Jaroslav Svoboda) from the Toronto Maple Leafs for Kelly Chase; Acquired Chris Murray from the Phoenix Coyotes for Gerald Diduck; Acquired Derek King from the New York Islanders for a 1997 fifth-round draft pick (Adam Edinger).
JUNE 27	Acquired Steve Leach from the St. Louis Blues for Alexander Godynuk and a 1998 sixth-round draft pick (Brad Voth).
JULY 25	Acquired Enrico Ciccone from the Chicago Blackhawks for Ryan Risidore and a 1998 fifth-round draft pick (later traded to Toronto – Morgan Warren).
AUGUST 8	Traded Jason Muzzatti to New York Rangers for a 1998 fourth-round draft pick (Tommy Westlund).
AUGUST 11	Signed free agent Pat Jablonski.
AUGUST 14	Signed free agent Mike Fountain.
AUGUST 25	Acquired Gary Roberts and Trevor Kidd from the Calgary Flames in exchange for Andrew Cassels and Jean-Sebastien Giguere.
NOVEMBER 18	Acquired defenseman Sean Hill from the Ottawa Senators in exchange for Chris Murray.

## 1998

JANUARY 2	Traded Jeff Brown to the Toronto Maple Leafs in exchange for a 1999 fourth-round draft pick (pick later traded to Nashville along with future considerations for Eric Fichaud; Nashville selected Yevgeny Pavlov).
JANUARY 3	Acquired Martin Gelin and Kirk McLean from the Vancouver Canucks in exchange for Sean Burke, Geoff Sanderson and Enrico Ciccone.
MARCH 2	Signed Mark McMahon to a multi-year contract.
MARCH 24	Acquired Ray Sheppard from the Florida Panthers in exchange for Kirk McLean.
MARCH 30	Signed Greg Koehler as a free agent.
JUNE 1	Acquired Randy Petruk from the Colorado Avalanche for a 1999 fifth-round draft pick (William Magnuson).
JULY 8	Signed 1998 fourth-round draft pick Tommy Westlund to a contract.
JULY 13	Signed Ron Francis as a free agent.
JULY 31	Acquired a conditional draft pick in the 1999 NHL Entry Draft from the Los Angeles Kings for Manny Legace.
AUGUST 11	Acquired David Karp and fourth-round draft pick in 2000 from the Mighty Ducks of Anaheim for Stu Grimson and Kevin Haller.
SEPTEMBER 10	Signed Arturs Irbe as a free agent.
DECEMBER 29	Acquired Paul Coffey from Chicago Blackhawks for Nelson Emerson.

## 1999

MARCH 6	Acquired Andrei Kovalenko from the Philadelphia Flyers for Adam Burt; Assistant coach Tom Webster named head coach of the Windsor Spitfires of the Ontario Hockey League (OHL).
MAY 26	Acquired a 1999 eighth-round draft pick (Antti Jokela) from the Philadelphia Flyers in exchange for prospect Francis Lessard.
JUNE 1	Signed 1997 first-round draft pick Nikos Tselios to multi-year contract.
JUNE 22	Head coach Paul Maurice signed to a three-year contract; Assistant coaches Randy Ladouceur and Kevin McCarthy each signed three-year contracts.
JUNE 25	Goaltender Trevor Kidd selected by the Atlanta Thrashers in the 1999 NHL Expansion Draft.
JUNE 26	Carolina selected David Tanabe with their first-round pick (16th overall) in the 1999 NHL Entry Draft (16th overall); Acquired goaltender Eric Fichaud from the Nashville Predators in exchange for Carolina's 1999 fourth-round draft pick (Yevgeny Pavlov) and future considerations.
JULY 15	Signed Josef Vasicek to multi-year contract.
AUGUST 4	Agreed to one-year contract with defenseman Steve Bancroft.
AUGUST 7	Agreed to contract terms with goaltender Mark Fitzpatrick.
AUGUST 31	Agreed to one-year contracts with Eric Dandenault, Jeff Daniels, Gilbert Dionne and Todd Simon.
OCTOBER 2	Signed David Tanabe to a three-year contract and Mike Rucinski to a one-year contract.

## 2000

JANUARY 23	Acquired Rod Brind'Amour, Jean-Marc Pelletier and a 2000 second-round draft pick (later traded to Colorado in Sandis Ozolinsh trade – Argis Saviels) from the Philadelphia Flyers in exchange for Keith Primeau and a 2000 fifth-round pick (later transferred to the NY Islanders – Kristofer Ottoson).
FEBRUARY 11	Eric Fichaud claimed off waivers by the Montreal Canadiens.
MARCH 14	Acquired Sandy McCarthy from the Philadelphia Flyers in exchange for Kent Manderville.
MARCH 26	Signed 1998 third-round draft pick Erik Cole to a multi-year contract.
MAY 18	Agreed to terms with 1998 draft picks Jaroslav Svoboda and Brent McDonald.
MAY 31	Signed defenseman Shaun Fisher to a multi-year contract. Traded Paul Ranheim to the Philadelphia Flyers for a 2002 eighth-round draft pick.
JUNE 2	Agreed to terms with 1998 draft pick Jeff Heerema.
JUNE 24	Acquired defenseman Sandis Ozolinsh and a 2000 second-round pick (Tomas Kurka) from the Colorado Avalanche in exchange for Nolan Pratt, a first-round draft pick (Vaclav Nedorost) and two second-round draft picks (Jared Aulin, Argis Saviels) in 2000.
JUNE 25	Acquired a 2000 fourth-round pick (Niclas Wallin) from the Atlanta Thrashers in exchange for a fourth-round draft pick (Blake Robson), a fifth-round draft pick (Matt McRae) and an eighth-round draft pick (Eric Bown) in 2000.
JULY 24	Agreed to terms on a five-year contract with defenseman Sandis Ozolinsh.
JULY 31	Signed free agent defenseman Kevin Hatcher.
AUGUST 4	Acquired forwards Rob DiMaio and Darren Langdon from the New York Rangers in exchange for Sandy McCarthy and a 2001 fourth-round draft pick; Signed forward Martin Gelin to a contract extension.
AUGUST 9	Signed free agent goaltender Tyler Moss.

## 2001

MARCH 1	Acquired forward Scott Pellerin from the Minnesota Wild for a third-round draft pick in the 2001 Entry Draft (later traded to NY Rangers – Garth Murray), the rights to forward Ashkat Rakhmatullin and future considerations.
JUNE 1	Signed forward Brett Lysak to a multi-year contract.



JUNE 24	Acquired forward Chris Dingman from the Colorado Avalanche in exchange for a 2001 fifth-round draft pick (Mikko Vitanen).
JUNE 24	Acquired a 2001 fourth-round draft pick (Rob Zepp) from the Philadelphia Flyers in exchange for a 2002 third-round pick (later re-acquired by Carolina – Jesse Lane).
JULY 9	Acquired defenseman Aaron Ward from the Detroit Red Wings in exchange for a future second-round draft pick, which Detroit used in 2002 (Jiri Hudler).
JULY 11	Agreed to terms with forward Chris Dingman on a one-year contract.
JULY 15	Signed defenseman Igor Knyazev to a three-year contract.
JULY 17	Signed goaltender Tom Barrasso to a one-year contract.
SEPTEMBER 28	Claimed forward Josh Holden from the Vancouver Canucks in the NHL Waiver Draft.
OCTOBER 5	Signed forward Michael Zigomanis, goaltender Rob Zepp and forward Ryan Murphy to multi-year contracts.
OCTOBER 25	Forward Josh Holden claimed off waivers by the Vancouver Canucks.
DECEMBER 5	Acquired defenseman Sean Hill from the St. Louis Blues in exchange for defenseman Steve Halko and a 2002 fourth-round pick (Lane Manson).
DECEMBER 27	Acquired defenseman Kaspars Astashenko from the Tampa Bay Lightning in exchange for defenseman Harlan Pratt.

## 2002

JANUARY 16	Acquired defenseman Bret Hedican, forward Kevyn Adams and defenseman Tomas Malec from the Florida Panthers in exchange for defenseman Sandis Ozolinsh and forward Byron Ritchie.
MARCH 5	Acquired goaltender Kevin Weekes from the Tampa Bay Lightning in exchange for forwards Chris Dingman and Shane Willis.
MARCH 20	Signed forward Ryan Bayda to a three-year contract.
APRIL 10	Signed defenseman Tomas Malec to a three-year contract.
JUNE 16	Signed General Manager Jim Rutherford to a multi-year contract.
JUNE 18	Signed Head Coach Paul Maurice and Assistant Coaches Randy Ladouceur and Kevin McCarthy to multi-year contracts.
JULY 9	Signed goaltender Daniel Boisclair to a three-year contract.
JULY 16	Signed defenseman Ed Hill to a three-year contract and defenseman Ryan Bast to a one-year contract.
JULY 24	Signed forward Brad Defauw to a two-year contract.
AUGUST 5	Signed defenseman Steve Halko to a one-year contract.
AUGUST 9	Signed forward Mike Watt to a one-year contract.
NOVEMBER 1	Acquired forward Jan. Hlavac and forward Harold Druken from the Vancouver Canucks in exchange for defenseman Marek Malik and forward Darren Langdon.
DECEMBER 11	Forward Harold Druken claimed off of waivers by the Toronto Maple Leafs.
DECEMBER 30	Goaltender Patrick Desrochers acquired from the Phoenix Coyotes in exchange for goaltender Jean-Marc Pelletier.

## 2003

JANUARY 17	Claimed forward Harold Druken off of waivers from the Toronto Maple Leafs.
FEBRUARY 7	Acquired forward Pavel Brendl and defenseman Bruno St. Jacques from Philadelphia in exchange for forward Sami Kapanen and defenseman Ryan Bast.
MARCH 9	Acquired a second-round draft pick in 2004 (later traded to Columbus – Kyle Wharton) from Toronto in exchange for defenseman Glen Wesley.
MARCH 11	Acquired forward Radim Vrbata from Colorado in exchange for forward Bates Battaglia.
MARCH 24	Signed defenseman Brad Fast to a multi-year contract.
MAY 29	Acquired defenseman Allan Rourke from Toronto in exchange for Harold Druken and Jeff Daw.
JUNE 21	Acquired defenseman Danny Markov and a third-round pick in the 2005 NHL Entry Draft from Phoenix in exchange for David Tanabe and Igor Knyazevs.
JUNE 22	Acquired forward Marty Murray from Philadelphia in exchange for a sixth-round pick in the 2004 NHL Entry Draft (Frederik Cabana).
JULY 2	Signed free agent forward Joey Tetarenko to a one-year contract.
JULY 8	Signed free agent defenseman Glen Wesley to a one-year contract.
JULY 16	Acquired defenseman Bob Boughner from Calgary in exchange for a fourth-round pick in the 2004 NHL Entry Draft (Kristopher Hogg) and future considerations.
AUGUST 6	Signed free agent forward Chad LaRose to a three-year contract.
SEPTEMBER 30	Forward Jeff Heerema claimed off of waivers by the NY Rangers.
OCTOBER 3	Signed goaltender Jamie Storr to a one-year contract. Selected goaltender Jani Hurme in the NHL Waiver Draft and traded him to Atlanta for a fourth-round pick in 2004 (Brett Carson).
OCTOBER 6	Signed forward Eric Staal to a three-year contract.
NOVEMBER 23	Forward Jeff Daniels retired as a player and joined the Hurricanes front office in a prospect and player development capacity.
DECEMBER 15	Named Peter Laviolette head coach and Kevin McCarthy and Jeff Daniels assistant coaches. Relieved Paul Maurice, Randy Ladouceur and Don Edwards of their coaching duties.

## 2004

JANUARY 8	Randy Ladouceur joined the front office in a prospect and player development capacity.
JANUARY 20	Acquired forward Justin Williams from Philadelphia in exchange for defenseman Danny Markov.
FEBRUARY 20	Acquired defenseman Chris Behan and Washington's third-round pick in 2004 (Casey Borer) from Colorado in exchange for defenseman Bob Boughner.
MARCH 9	Traded forward Ron Francis to Toronto in exchange for a fourth-round pick in 2005.
MAY 6	Extended the team's affiliation agreement with Lowell (AHL) through the 2008-09 season; Lowell (AHL) coach Ron Smith announced retirement. Tom Rowe named head coach and general manager for Lowell.
MAY 13	Agreed to terms with goaltender Cam Ward on a multi-year contract.
MAY 21	Named Ron Smith a professional scout for the team.
JUNE 16	Traded goaltender Arturs Irbe to Columbus for future considerations.
JUNE 18	Acquired goaltender Martin Gerber from Anaheim in exchange for defenseman Tomas Malec and a third-round pick in the 2004 draft (Kyle Klubertanz).
JUNE 26	Acquired the fourth overall pick in the first round of the 2004 Entry Draft (Andrew Ladd) from Columbus in exchange for the eighth overall pick in the first round (Alexandre Picard) and a second-round pick (Kyle Wharton).
JUNE 29	Traded forward Jaroslav Svoboda to Dallas in exchange for a fourth-round pick in the 2005 Entry Draft.
JULY 15	Acquired free agent defenseman Frantisek Kaberle to a two-year contract.
AUGUST 5	Signed free agent forward Matt Cullen to a one-year contract.
AUGUST 6	Signed goaltender Craig Kowalski to a two-year contract.
AUGUST 11	Signed free agent forwards Colin Forbes and Gordie Dwyer to one-year contracts.
SEPTEMBER 15	Signed defenseman Danny Richmond to a three-year contract.

## 2005

JULY 28	Signed goaltender Kevin Nastiuk to a multi-year contract.
JULY 29	Acquired defenseman Mike Commodore from Calgary in exchange for a third-round pick in the 2005 Entry Draft.
JULY 29	Acquired defenseman Andrew Hutchinson from Nashville in exchange for a third-round pick in the 2005 Entry Draft.
JULY 30	Traded forward Jeff O'Neill to the Toronto Maple Leafs in exchange for a conditional pick in the 2006 Entry Draft.
AUGUST 2	Signed forward Cory Stillman to a three-year contract.
AUGUST 4	Signed defenseman Oleg Tverdokovsky to a three-year contract.
AUGUST 4	Signed forwards Keith Aucoin and David Gove to one-year contracts.
AUGUST 6	Signed forward Ray Whitney to a two-year contract.
AUGUST 16	Signed defenseman Glen Wesley to a one-year contract.
AUGUST 16	Signed defenseman Chris Hajt to a one-year contract.
AUGUST 24	Signed forward Niklas Nordgren to a one-year contract.
SEPTEMBER 15	Signed forward Vince Bellissimo to a two-year contract.
SEPTEMBER 27	Signed forward Andrew Ladd to a three-year contract.
OCTOBER 3	Acquired forward Craig Adams from the Mighty Ducks of Anaheim in exchange for defenseman Bruno St. Jacques.
OCTOBER 4	Signed forward Kevin Estrada to a two-year contract.
DECEMBER 28	Acquired forward Stephen Peat from Washington in exchange for forward Colin Forbes; Assigned Peat to Lowell (AHL).
DECEMBER 28	Acquired forward Krystofer Kolanos from the Phoenix Coyotes in exchange for forward Pavel Brendl.
DECEMBER 29	Traded forward Radim Vrbata to Chicago for future considerations.

## 2006

JANUARY 20	Acquired defenseman Anton Babchuk and Chicago's fourth-round pick in 2007 from Chicago in exchange for defenseman Danny Richmond and Columbus' fourth-round pick in 2006.
JANUARY 30	Acquired forward Doug Weight and forward Erkki Rajamaki from the St. Louis Blues in exchange for forwards Jesse Boulerice, Mike Zigomanis and Magnus Kahnberg, Carolina's first-round pick in the 2006 Entry Draft, Toronto's fourth-round pick in the 2006 Entry Draft and Chicago's fourth-round pick in 2007.
MARCH 9	Acquired forward Mark Recchi from Pittsburgh in exchange for forward Niklas Nordgren, forward Krystofer Kolanos and a second-round pick in the 2007 NHL Entry Draft.
JULY 1	Signed goaltender John Grahame to a two-year contract.
JULY 6	Signed forward Trevor Letowski to a two-year contract.
JULY 7	Signed forward Patrick Dwyer to a two-year contract.
JULY 11	Signed forward Mike Angelidis to a three-year contract.
JULY 14	Signed defenseman Derrick Walser to a one-year contract.
JULY 18	Acquired forward Scott Walker from the Nashville Predators in exchange for forward Josef Vasicek. Signed forward Shane Willis to a one-year contract.
JULY 20	Signed defenseman J.D. Forrest to a one-year contract.
AUGUST 2	Signed forward Jesse Boulerice to a one-year contract.
AUGUST 4	Signed forward Ryan Bayda to a one-year contract.
AUGUST 24	Signed forward Joe Barnes to a three-year contract.
AUGUST 29	Signed defenseman David Tanabe to a one-year contract.
AUGUST 30	Signed forward Brad Isbister to a one-year contract.
AUGUST 31	Signed forward Stephen Peat to a one-year contract.

# TRADES AND ACQUISITIONS

SEPTEMBER 29 Acquired forward Eric Belanger and defenseman Tim Gleason from the Los Angeles Kings in exchange for defenseman Oleg Tverdokvsky and the rights to defenseman Jack Johnson.

NOVEMBER 21 Acquired forward Jakub Petruzalek and a conditional draft pick in 2008 from the New York Rangers in exchange for forward Brad Isbister.

NOVEMBER 29 Acquired defenseman Mark Flood from the Columbus Blue Jackets in exchange for defenseman Derrick Walser.

## 2007

JANUARY 8 Acquired defenseman Dennis Seidenberg from the Phoenix Coyotes in exchange for forward Kevyn Adams.

FEBRUARY 23 Acquired forward Anson Carter from the Columbus Blue Jackets in exchange for a fifth-round pick in 2008.

MARCH 26 Signed defenseman Noah Babin to a two-year contract.

APRIL 3 Signed forward Nicolas Blanchard to a three-year contract.

APRIL 10 Signed forward Bobby Hughes to a three-year contract.

APRIL 13 Signed forward Ray Whitney to a three-year contract.

MAY 17 Signed defenseman Casey Borer to a two-year contract.

MAY 18 Signed forward Jakub Petruzalek to a one-year contract.

MAY 31 Signed goaltender Cam Ward to a three-year contract.

JUNE 1 Signed defenseman Glen Wesley to a one-year contract.

JUNE 20 Signed forward Scott Walker to a three-year contract.

JUNE 23 Acquired goaltender Michael Leighton from the Montreal Canadiens in exchange for a seventh-round pick in 2007.

JULY 1 Signed forward Jeff Hamilton to a two-year contract.

JULY 2 Signed forward Jerome Samson to a three-year contract. Signed defenseman Joey Mormina, forward Trevor Gillies and forward Brandon Nolan to one-year contracts.

JULY 3 Signed forward Ryan Bayda, forward/defenseman Wade Brookbank, defensemen Tim Conboy J.D. Forrest to one-year contracts.

JULY 17 Acquired forward Matt Cullen from the New York Rangers in exchange for defenseman Andrew Hutchinson, forward Joe Barnes and a third-round pick in 2008.

JULY 27 Signed goaltender Michael Leighton to a one-year contract.

## 2008

JANUARY 8 Claimed forward Sergei Samsonov on re-entry waivers from Chicago.

JANUARY 17 Traded forward Craig Adams to the Chicago Blackhawks in exchange for future considerations.

JANUARY 31 Acquired forward Joe Jensen from Pittsburgh in exchange for forward David Gove.

FEBRUARY 7 Traded defenseman J.D. Forrest to San Jose in exchange for future considerations.

FEBRUARY 11 Acquired defenseman Joe Corvo and forward Patrick Eaves from Ottawa in exchange for defenseman Mike Commodore and forward Cory Stillman.

FEBRUARY 26 Acquired forward Tuomo Ruutu from Chicago in exchange for forward Andrew Ladd.

MARCH 26 Signed forward Brandon Sutter to a three-year contract.

APRIL 16 Signed forward Sergei Samsonov to a three-year contract; Signed forward Stefan Chaput to a three-year, entry-level contract; Signed forward Nick Dodge to a two-year, entry-level contract.

MAY 12 Signed defenseman Bryan Rodney to a one-year contract.

MAY 15 Signed defenseman Brett Bellemore to a three-year, entry-level contract.

MAY 19 Signed forward Harrison Reed to a three-year, entry-level contract.

JUNE 4 Signed forward Patrick Eaves to a three-year contract.

JUNE 5 Defenseman Glen Wesley announced his retirement as a player and became Hurricanes' director of defencemen development.

JUNE 6 Signed goaltender Daniel Manzato to a one-year contract.

JUNE 9 Named Jeff Daniels head coach/general manager of the Albany River Rats (AHL); Named Tom Rowe assistant coach of the Carolina Hurricanes.

JUNE 11 Signed goaltender Michael Leighton to a two-year contract.

JUNE 13 Signed forward Trevor Gillies to a one-year contract.

JUNE 19 Signed defenseman Tim Gleason to a three-year contract; Acquired the rights to forward Darcy Hordichuk from Nashville in exchange for a fifth-round draft pick in 2010.

JUNE 24 Signed forward Tuomo Ruutu to a one-year contract.

JULY 1 Acquired defenseman Joni Pitkanen from Edmonton in exchange for forward Erik Cole; Signed defenseman Anton Babchuk to a one-year contract; Signed forward Ryan Bayda and forward/defenseman Wade Brookbank to one-year contracts; Signed defenseman Tim Conboy to a two-year contract.

JULY 2 Signed defenseman Joni Pitkanen to a three-year contract; Signed defenseman Josef Melichar to a one-year contract.

JULY 3 Signed forward Dwight Helminen to a one-year contract.

JULY 9 Signed forward Chad LaRose to a one-year contract.

JULY 12 Carolina Hurricanes and the Centennial Authority announced a five-year extension of the team's lease of the RBC Center, making the final year of the lease 2024.

JULY 14 Signed defenseman Mark Flood and forwards Patrick Dwyer and Joe Jensen to one-year contracts.

JULY 30 Signed forward Drayson Bowman to a three-year, entry-level contract.

SEPTEMBER 11 Signed forward Eric Staal to a seven-year contract extension.

SEPTEMBER 15 Signed forward Matt Murley to a one-year contract.

OCTOBER 4 Signed forward Zach Boychuk to a three-year, entry-level contract.

OCTOBER 6 Signed free-agent forward Dan LaCouture to a one-year contract.

OCTOBER 31 Signed free-agent forward Michael Ryan to a one-year contract.

DECEMBER 3 Relieved Peter Laviolette of his head coaching duties; Named Paul Maurice head coach and Ron Francis associate head coach; Named Jason Karmanos vice president and assistant general manager.

DECEMBER 29 Suspended forward Dan LaCouture.

## 2009

FEBRUARY 7 Acquired forward Jussi Jokinen from Tampa Bay in exchange for forward/defenseman Wade Brookbank, defenseman Josef Melichar and a fourth-round pick in 2009.

MARCH 4 Acquired forward Patrick O'Sullivan and Calgary's second-round pick in 2009 from Los Angeles in exchange for Justin Williams; traded O'Sullivan and Carolina's second-round pick in 2009 to Edmonton for Erik Cole and Edmonton's fifth-round pick in 2009.

MARCH 18 Signed goaltender Mike Murphy to a three-year, entry-level contract.

MARCH 29 Signed defenseman Jamie McBain to a three-year, entry-level contract.

MAY 20 Signed free-agent forward Matthew Pistilli to a three-year, entry-level contract.

MAY 29 Signed forward Chris Terry to a three-year, entry-level contract.

JUNE 15 Signed head coach Paul Maurice to a multi-year contract; Announced that Ron Francis will return to the bench with the title associate head coach/director of player personnel; Announced that Tom Barrasso will have the title of assistant coach and that assistant coaches Kevin McCarthy and Tom Rowe will remain in their roles.

JUNE 29 Signed forward Jussi Jokinen to a two-year contract.

JULY 1 Signed forward Erik Cole to a two-year contract.

JULY 2 Signed forward Chad LaRose to a two-year contract.

JULY 8 Signed free-agent forward Steve Goertzen, defenseman Casey Borer and goaltender Justin Peters to one-year contracts.

JULY 9 Signed free-agent defenseman Jay Harrison to a one-year contract.

JULY 15 Signed free-agent forward Tom Kostopoulos to a three-year contract; Signed free-agent defenseman Andrew Alberts to a two-year contract; Signed free-agent defenseman Zack Fitzgerald and forward Mike Angelidis to one-year contracts.

JULY 20 Signed defensemen Brett Carson and Bryan Rodney to one-year contracts.

JULY 23 Signed forward Tuomo Ruutu to a three-year contract.

JULY 24 Acquired defenseman Aaron Ward from Boston in exchange for forward Patrick Eaves and a fourth-round pick in 2010.

JULY 28 Bought out the remaining year of defenseman Frantisek Kaberle's contract.

AUGUST 18 Signed free-agent forward Stephane Yelle to a one-year contract.

AUGUST 31 Acquired forward Rob Hennigar from the New York Islanders in exchange for forward Bobby Hughes.

DECEMBER 3 Acquired forward Jiri Tlustý from Toronto in exchange for the rights to forward Philippe Paradis.

DECEMBER 4 Hurricanes assistant coach Kevin McCarthy named to the Philadelphia Flyers' coaching staff.

## 2010

FEBRUARY 7 Traded defenseman Niclas Wallin and a 2010 fifth-round pick to San Jose for Buffalo's 2010 second-round pick.

FEBRUARY 12 Traded forward Matt Cullen to Ottawa for defenseman Alexandre Picard and Ottawa's 2010 second-round pick.

MARCH 3 Acquired goaltender Justin Pogge and Boston's fourth-round pick in 2010 or 2011 from Anaheim in exchange for defenseman Aaron Ward.

MARCH 3 Traded forward Scott Walker to Washington for Washington's 2010 seventh-round pick.

MARCH 3 Acquired defenseman Brian Pothier, forward Oskar Osala and Washington's 2011 second-round pick from the Capitals in exchange for defenseman Joe Corvo.

MARCH 3 Acquired forward Cedric LaLonde-McNicoll and Colorado's 2010 sixth-round pick from Colorado in exchange for forwards Stephane Yelle and Harrison Reed.

MARCH 3 Traded defenseman Andrew Alberts to Vancouver for Vancouver's 2010 third-round pick.

MAY 13 Acquired forward Jared Staal from Phoenix in exchange for Nashville's 2010 fifth-round pick.

JUNE 26 Acquired forward Jonathan Matsumoto from Philadelphia in exchange for Washington's 2010 seventh-round pick.

JUNE 26 Acquired forward Riley Nash from Edmonton in exchange for Ottawa's 2010 second-round pick.

JUNE 26 Acquired defenseman Bobby Sanguinetti from the NY Rangers in exchange for Carolina's 2010 sixth-round pick and Washington's 2011 second-round pick.

SEPTEMBER 17 Signed forward Patrick O'Sullivan as a free agent.

SEPTEMBER 21 Signed forward Jeff Skinner to a three-year, entry-level contract.

NOVEMBER 16 Claimed forward Troy Bodie on waivers from Anaheim.

NOVEMBER 17 Acquired defenseman Ian White and forward Brett Sutter from Calgary in exchange for defenseman Anton Babchuk and forward Tom Kostopoulos.

NOVEMBER 23 Forward Patrick O'Sullivan claimed on waivers by Minnesota; Acquired forward Ryan Carter from Anaheim in exchange for forwards Stefan Chaput and Matt Kennedy.

## 2011

FEBRUARY 18 Acquired defenseman Derek Joslin from San Jose in exchange for future considerations; Acquired San Jose's 2012 second-round draft pick in exchange for defenseman Ian White.

FEBRUARY 22 Acquired forward Cory Stillman from Florida in exchange for forward Ryan Carter and Carolina's 2011 fifth-round draft pick.

FEBRUARY 28 Defenseman Brett Carson claimed on waivers by Calgary; Acquired defenseman Bryan Allen from Florida in exchange for forward Sergei Samsonov.

APRIL 4 Signed defenseman Rasmus Rissanen to a three-year, entry-level contract.

APRIL 12 Signed defenseman Justin Krueger to a one-year, entry-level contract.

APRIL 15 Signed defenseman Justin Faulk to a three-year, entry-level contract.

JUNE 4 Signed defenseman Tommi Kivisto and forward Mattias Lindstrom to three-year, entry-level contracts.

JUNE 7 Named Rod Brind'Amour and Dave Lewis assistant coaches; Named Ron Francis director of hockey operations; Named Tom Rowe pro scout.

JULY 1 Signed forward Tim Brent to a two-year contract.

JULY 1 Signed goaltender Brian Boucher to a two-year contract.

JULY 1 Signed forward Alexei Ponikarovsky to a one-year contract.

JULY 2 Signed forward Justin Soryal to a one-year, two-way contract.

JULY 2 Signed forward Anthony Stewart to a two-year contract.

JULY 5 Signed defenseman Tomas Kaberle to a three-year contract.

JULY 5 Acquired Boston's 2012 fourth-round pick in exchange for defenseman Joe Corvo.

JULY 15 Signed forward Chris Durno to a one-year, two-way contract.

SEPTEMBER 22 Signed President and General Manager Jim Rutherford to a four-year contract extension.

NOVEMBER 28 Relieved Paul Maurice of his head coaching duties; Named Kirk Muller head coach.

NOVEMBER 29 Claimed forward Andreas Nodl on waivers from Philadelphia.

DECEMBER 1 Named John MacLean assistant coach.

DECEMBER 9 Acquired defenseman Jaroslav Spacek from Montreal in exchange for defenseman Tomas Kaberle.

## 2012

JANUARY 18 Acquired forwards Evgenii Dadonov and A.J. Jenks from Florida in exchange for forwards Jon Matsumoto and Mattias Lindstrom.

JANUARY 20 Acquired defenseman Joe Sovo and a 2012 fourth-round draft pick from New Jersey in exchange for forward Alexei Ponikarovsky.

JANUARY 30 Signed defenseman Tim Gleason to a four-year contract extension.

FEBRUARY 22 Signed forward Tuomo Ruutu to a four-year contract extension.

MARCH 16 Signed defenseman Austin Levi to a three-year, entry-level contract.

APRIL 5 Signed forward Jeremy Welsh to a one-year, entry-level contract.

APRIL 10 Signed defenseman Brian Dumoulin to a three-year, entry-level contract.

APRIL 23 Signed defenseman Beau Schmitz to a three-year, entry-level contract.

APRIL 24 Signed forward Jiri Tlustý to a two-year contract.

MAY 21 Signed defenseman Jamie McBain to a two-year contract.

MAY 21 Signed defenseman Bobby Sanguinetti to a one-year, two-way contract.

MAY 21 Signed forward Nicolas Blanchard to a two-year, two-way contract.

JUNE 1 Signed forward Brody Sutter to a three-year, entry-level contract.

JUNE 1 Signed defenseman Justin Krueger to a one-year, two-way contract.

JUNE 7 Signed goaltender John Muse to a one-year, two-way contract.

JUNE 22 Acquired forward Jordan Staal from Pittsburgh in exchange for forward Brandon Sutter, defenseman Brian Dumoulin and Carolina's 2012 first-round (8th overall) draft pick.

JULY 1 Signed forward Jordan Staal to a 10-year contract extension. Signed defenseman Joe Corvo to a one-year contract. Signed goaltender Justin Peters to a two-year contract. Signed forward Brett Sutter to a one-year, two-way contract.

JULY 11 Signed defenseman Marc-Andre Gagnani to a one-year, two-way contract.

JULY 13 Signed forward Chris Terry to a two-year, two-way contract.

JULY 19 Signed forward Tim Wallace to a one-year, two-way contract.

JULY 20 Signed forward Jerome Samson to a one-year, two-way contract.

JULY 23 Signed forward Drayson Bowman to a two-year contract.

JULY 24 Signed defenseman Jay Harrison to a three-year contract extension. Signed forward Zach Boychuk to a one-year, two-way contract.

JULY 26 Signed forward Alexander Semin to a one-year contract.

AUGUST 8 Signed forward Jeff Skinner to a six-year contract extension.

SEPTEMBER 5 Signed forward Patrick Dwyer to a two-year contract extension.

SEPTEMBER 11 Signed forward Jeremy Welsh to a two-year contract.

## 2013

JANUARY 13 Signed goaltender Dan Ellis to a one-year contract. Acquired forward Kevin Westgarth from Los Angeles in exchange for forward Anthony Stewart, a 2013 fourth-round draft pick and a 2014 sixth-round draft pick in 2014. Acquired forward Luke Pither from Philadelphia in exchange for goaltender Brian Boucher and defenseman Mark Alt.

JANUARY 31 Forward Zach Boychuk claimed on waivers by Pittsburgh.

MARCH 13 Signed defenseman Danny Biega to a three-year, entry-level contract.

MARCH 14 Signed defenseman Keegan Lowe to a three-year, entry-level contract.

MARCH 16  
MARCH 21  
MARCH 25  
APRIL 2

APRIL 3

APRIL 10  
JUNE 25  
JUNE 28  
JUNE 30

JULY 5

JULY 9  
JULY 10

JULY 11  
JULY 15  
JULY 16  
JULY 19  
JULY 25  
AUGUST 20  
AUGUST 22  
SEPTEMBER 12  
SEPTEMBER 29

OCTOBER 2  
OCTOBER 31  
DECEMBER 6

DECEMBER 30

## 2014

JANUARY 1

MARCH 5

APRIL 12  
APRIL 28

MAY 5

JUNE 19  
JUNE 20  
JUNE 24  
JULY 1  
JULY 1  
JULY 1  
JULY 3  
JULY 4  
JULY 15

Claimed forward Adam Hall on waivers from Tampa Bay.

Claimed forward Zach Boychuk on waivers from Nashville.

Signed forward Alexander Semin to a five-year contract extension.

Acquired defenseman Marc-Andre Bergeron from Tampa Bay in exchange for forward Adam Hall and a 2013 seventh-round draft pick.

Acquired a conditional 2013 sixth- or seventh-round draft pick from Pittsburgh in exchange for forward Jussi Jokinen. Signed forward Brock McGinn to a three-year, entry-level contract.

Signed forward Brendan Woods to a three-year, entry-level contract.

Signed forward Brett Sutter to a one-year, two-way contract.

Signed defenseman Brett Bellemore to a one-year, two-way contract.

Acquired defenseman Andrej Sekera from Buffalo in exchange for a 2013 second-round draft pick and defenseman Jamie McBain.

Signed goaltender Anton Khudobin and defenseman Mike Komisarek to one-year contracts.

Signed forward Riley Nash to a two-year, two-way contract.

Signed defensemen Matthew Corrente and Mark Flood, as well as forward Aaron Palushaj to one-year, two-way contracts.

Signed defenseman Michal Jordan to a one-year, two-way contract.

Signed forward Elias Lindholm to a three-year, entry-level contract.

Signed forward Jared Staal to a one-year, two-way contract.

Signed forward Zac Dalpe to a one-year, two-way contract.

Signed forward Nathan Gerbe to a one-year, two-way contract.

Signed forward Zach Boychuk to a one-year, two-way contract.

Signed forward Sergey Tolchinsky to a three-year, entry-level contract.

Signed defenseman Ron Hainsey to a one-year contract.

Acquired forward Kellan Tochkin and a 2014 fourth-round pick from Vancouver in exchange for forwards Zac Dalpe and Jeremy Welsh.

Signed forward Radek Dvorak to a one-year contract.

Signed forward Manny Malhotra to a one-year contract.

Agreed to terms with forward Carter Sandlak on a three-year, entry-level contract.

Acquired forward Greg Nemisz from Calgary in exchange for forward Kevin Westgarth.

# YEAR BY YEAR

**NOVEMBER, 1971** — The World Hockey Association awards franchise to sports enthusiasts and businessmen Howard Baldwin, John Colburn, Godfrey Wood and William Barnes.

**JANUARY, 1972** — Jack Kelley, a highly successful coach at Boston University, joins the New England WHA franchise as coach and general manager. Newly formed team is named “WHALERS” because it contains the letters of the new league and it carries with it a part of the New England heritage.

**APRIL 19, 1972** — Larry Pleau becomes the first player to sign a Whalers contract. Later in the month, Brad Selwood, Rick Ley and Jim Dorey from the Toronto Maple Leafs and Tim Sheehy of Boston College/U.S. Olympic Team also join the club.

**OCTOBER 12, 1972** — Whalers play their first WHA game. Rebounding from a 2-0 deficit, the Whalers defeat the visiting Philadelphia Blazers 4-3 before 14,442 spectators at the Boston Garden. Tommy Williams scores first Whalers goal and Larry Pleau collects first Whalers game-winning goal.

**MAY 6, 1973** — Whalers defeat Winnipeg Jets 9-6 on national television (CBS) to gain World Trophy as the “Top Team” in the first season of the WHA. Jack Kelley is named later in month as the winner of the WHA’s Coach-of-the-Year Trophy while forward Terry Caffery is named the WHA’s Top Rookie.

**APRIL 6, 1974** — Whalers play their first game in Springfield, Mass. by coming back from a two-goal deficit to defeat the Chicago Cougars in the first game of the 1974 playoffs 6-4.

**JANUARY 11, 1975** — Whalers play first hockey game at new Hartford Civic Center before a sellout crowd of 10,507. After falling behind, they battle back to defeat the San Diego Mariners 4-3 in overtime, with Garry Swain scoring at 5:45.

**JANUARY 18, 1977** — Hartford plays host to the 1977 WHA All-Star Game. The East Division defeats the West Division 4-2 as future Whalers goaltender Louis Levasseur is selected Most Valuable Player for the East.

**MAY 23, 1977** — Whalers outduel the NHL to sign the entire Howe family (Gordie, Mark and Marty) to long-term contracts.

**JANUARY 18, 1978** — At 4:30 a.m., under the weight of snow and ice, the Hartford Civic Center Coliseum roof collapses. Springfield, Mass., welcomes the Whalers back and the “91 Club” is born. Over the next two years, the Whalers ask their fans to remain loyal while the Hartford roof is repaired and the building enlarged. Fewer than 300 people cancel their season tickets. When the building reopens, the “91 Club” has 4,200 members.

**JUNE 22, 1979** — Whalers join the National Hockey League with three other WHA clubs — Edmonton, Quebec and Winnipeg — as the NHL expands to 21 teams for the 1979-80 season. The World Hockey Association officially ceases operation.

**OCTOBER 11, 1979** — Whalers play their first NHL regular-season game at Minnesota. The North Stars win 4-1 with Gordie Roberts scoring the first Whalers NHL goal at 14:15 of the third period.

**FEBRUARY 6, 1980** — After an absence of two years and 19 days, the Whalers are “Home At Last.” The Whalers come back from a two-goal deficit to defeat the Los Angeles Kings 7-3 before a capacity crowd of more than 14,000 at the Hartford Civic Center.

**APRIL 6, 1980** — The Whalers defeat the Detroit Red Wings 5-3 to finish their first NHL season and qualify for postseason play for the eighth straight year of their eight-year existence. The Whalers set six expansion team records.

**JUNE 6, 1980** — Gordie Howe announces his retirement as a player, ending a 32-year career. He joins the Whalers front office.

**FEBRUARY 18, 1981** — Gordie Howe’s number 9 is officially retired.

**MAY 2, 1983** — Emile Francis, after building winning teams in New York and St. Louis, joins the Whalers as president and general manager.

**MARCH 24-APRIL 1, 1984** — Whalers collect seven points in their last six games and finish the season as the most improved team in the NHL. They total 66 points, 21 more than the previous season, and tie or break 57 club records.

**FEBRUARY, 1985** — Ron Francis becomes first Whaler to play in two NHL All-Star Games. He also is named team captain on February 22 when the Whalers acquire Mike Liut and future considerations (Jorgen Pettersson) from St. Louis for veterans Greg Millen and former team captain Mark Johnson.

**MARCH 10-29, 1985** — Whalers go on a nine-game unbeaten streak, including a club-record seven straight wins.

**FEBRUARY 4, 1986** — The Whalers host the 38th NHL All-Star Game before a sellout crowd of 15,126. Bryan Trottier nets the game-winner in overtime to give the Wales Conference a thrilling 4-3 victory over the Campbell Conference All-Stars. Sylvain Turgeon records an assist in the game.

**APRIL 12, 1986** — The Whalers complete a three-game playoff sweep of regular-season Adams Division champ Quebec with a 9-4 victory at the Civic Center. John Anderson leads the Whalers attack with six points.

**APRIL 29, 1986** — Montreal’s Claude Lemieux scores at 5:55 of overtime to give the Canadiens a 2-1 victory over the Whalers in the seventh game of the Adams Division Championship series.

**JUNE, 1986** — Emile Francis is named NHL Executive of the Year by both The Sporting News and The Hockey News.

**DECEMBER 26, 1986** — Doug Jarvis supplants Garry Unger as the NHL’s Ironman by participating in his 915th consecutive NHL game. In a close-checking “Jarvis-style” contest, the Whalers skate to a 1-1 tie with Montreal.

**APRIL 4, 1987** — The Whalers score three goals in less than four minutes during the third period, overcoming a 3-2 deficit to beat the Rangers 5-3 and clinch first place in the Adams Division.

**FEBRUARY 7, 1988** — Larry Pleau is named head coach of the Hartford Whalers. Pleau, 40, replaces Jack Evans, who served as the Whalers coach since the 1983-84 season.

**FEBRUARY 9, 1988** — Kevin Dineen becomes the first Whaler to start in an NHL All-Star Game, helping lead the Wales Conference over the Campbell Conference 6-5 with two assists, including the game-winner to Mario Lemieux in overtime.

**MARCH 29, 1988** — The Buffalo Sabres defeat the Quebec Nordiques 3-1, thus eliminating the Nordiques from the playoff race and clinching a playoff spot for the Whalers for the third straight year. The Whalers trailed the Nordiques by three points on March 19, but made up 10 points in as many days to push Quebec out of the playoffs.

**SEPTEMBER 7, 1988** — The sale of the Hartford Whalers by the team’s 16 partners to Donald Conrad and Richard Gordon is approved by the NHL Board of Governors.

**JANUARY 20, 1989** — Gordie Howe, Rick Ley, Jack Kelley, Bob Schmertz, Frank Keyes and Ella Grasso are honored as charter inductees of the Hartford Whalers Hall of Fame.

**MAY 11, 1989** — Ed Johnston is named vice president and general manager of the Whalers. Emile Francis retains position as team president (formally announced on June 6).

**JUNE 7, 1989** — Former Whalers captain Rick Ley is named head coach of the Whalers, replacing Larry Pleau.

**JUNE 18, 1989** — The NHL formally approves Richard Gordon and Colonial Realty as Whalers owners.

**SEPTEMBER 6, 1989** — Whalers officially open their new training and practice facility at Avon Old Farms School.

**MARCH 21, 1990** — Dave Keon and Howard Baldwin are inducted into the Whalers Hall of Fame at second annual induction ceremonies.

**FEBRUARY 23, 1991** — Whalers clinch playoff spot for sixth straight season.

**APRIL 1, 1991** — Pat Verbeek is only NHL player to lead team in goals scored and penalty minutes for second straight year.

**JUNE 7, 1991** — Jim Roberts is named head coach of the Whalers, replacing Rick Ley.

**NOVEMBER 26, 1991** — Defenseman Randy Ladouceur named the Whalers’ 10th team captain in their 20-year history.

**APRIL 1, 1992** — NHL players stage a strike, suspending the season for 10 days.

**MAY 2, 1992** — Whalers extend the Montreal Canadiens to the second overtime in Game 7 of the Adams Division Semifinals. Russ Courtnall’s goal at 12:02 a.m. (25:26 of OT) ends the Whalers’ first NHL season to extend into May.

**MAY 26, 1992** — Whalers name Brian Burke general manager, replacing Ed Johnston, who had been relieved of his duties on May 12.

**JUNE 2, 1992** — Whalers introduce new uniforms. The club changes to a predominant navy blue color scheme after 20 seasons in green.

**JUNE 15, 1992** — Whalers hire Paul Holmgren to replace Jim Roberts as head coach.

**APRIL 16, 1993** — Whalers finish the season with a 26-52-6 record and miss the playoffs for the first time since 1985.

**JUNE 26, 1993** — Whalers flip first round draft picks with San Jose and select Chris Pronger second overall in the 1993 NHL Entry Draft.

**JUNE 30, 1993** — Emile Francis announces his retirement, ending a 47-year hockey career.

**SEPTEMBER 1, 1993** — Brian Burke resigns as club president and general manager to join the NHL front office as executive vice president and director of hockey operations.

**SEPTEMBER 8, 1993** — Paul Holmgren is named acting general manager. He remains as head coach. Assistant coach Pierre McGuire elevated to assistant general manager. Kevin Maxwell named director of player personnel. Paul Gillis moved from an assistant coach in Springfield to an assistant coach of Hartford.

**NOVEMBER 17, 1993** — Paul Holmgren steps aside as head coach to concentrate on general manager duties. Pierre McGuire named head coach.

**JUNE 28, 1994** — Whalers purchased by Peter Karmanos Jr., Thomas Thewes and Jim Rutherford (KTR) for \$47.5 million. Jim Rutherford named president and general manager. Paul Holmgren named head coach. Whalers draft Jeff O'Neill fifth overall as they host the 1994 NHL Entry Draft in the Civic Center.

**MAY 3, 1995** — Whalers complete the abbreviated 1994-95 season with an increase in average attendance for the first time since 1987-88 (12.8%). Though they miss the playoffs for the third straight year, the Whalers have the NHL's best overtime record (4-0-5) for the second straight season.

**JULY 27, 1995** — Whalers acquire Brendan Shanahan from St. Louis for Chris Pronger.

**NOVEMBER 6, 1995** — Whalers replace head coach Paul Holmgren with Paul Maurice.

**DECEMBER 28, 1995** — Whalers re-acquire Kevin Dineen from the Philadelphia Flyers for future considerations.

**JANUARY 31-FEBRUARY 11, 1996** — The Whalers win the last five games of a six-game road trip, the best road trip in club history (5-1-0).

**APRIL 14, 1996** — Whalers complete the season with their best record (34-39-9) since the 1989-90 season (38-33-9). The team's home record is 22-15-4, which is the Whalers' best home-ice record since 1986-87.

**OCTOBER 9, 1996** — Whalers acquire Keith Primeau, Paul Coffey and a 1997 first-round draft pick from Detroit in exchange for Brendan Shanahan and Brian Glynn.

**DECEMBER 15, 1996** — Whalers acquire Kevin Haller, a first-round and a seventh-round draft pick in 1997 from Philadelphia in exchange for Paul Coffey and a third-round draft pick in 1997.

**JANUARY 18, 1997** — Whaler's head coach Paul Maurice serves as an assistant coach at the 47th All-Star Game. Geoff Sanderson represents the Whalers, scoring a goal.

**MARCH 18, 1997** — Whalers complete four deals at the trading deadline. Acquired Derek King, Chris Murray, Bates Battaglia, a fourth-round draft pick in 1998 and an eighth-round draft pick in 1998 by the end of the day.

**MARCH 26, 1997** — Whalers announce at a press conference that the team has signed an exit agreement with the Connecticut Development Authority to leave Hartford at the end of the season.

**APRIL 13, 1997** — Kevin Dineen scores the game winner as Hartford scores a 2-1 win over the Tampa Bay Lightning in the franchise's final game in Hartford.

**MAY 6, 1997** — Peter Karmanos announces that the team will relocate to Raleigh, N.C. The team will play in Greensboro, NC, for the first two seasons while a new arena is being built.

**JUNE 2, 1997** — Hurricanes open office in Morrisville, NC, to prepare for first season in North Carolina.

**JUNE 16, 1997** — Peter Karmanos and Jim Rutherford unveil logo.

**AUGUST 25, 1997** — Carolina acquires Trevor Kidd and Gary Roberts from Calgary for Andrew Cassels and Jean-Sebastien Giguere.

**SEPTEMBER 13, 1997** — Carolina plays its first preseason game against the New York Islanders at the Greensboro Coliseum.

**OCTOBER 1, 1997** — Carolina opens the franchise's 19th NHL season and first as the Carolina Hurricanes at Tampa Bay with a 4-2 loss. Kevin Dineen scores the first goal for the Hurricanes.

**OCTOBER 10, 1997** — Carolina registers its first win with a 2-1 victory over the New Jersey Devils. Steve Leach scores the game-winner.

**JANUARY 3, 1998** — Carolina acquires Martin Gelinas and Kirk McLean from Vancouver for Sean Burke, Geoff Sanderson and Enrico Ciccone.

**FEBRUARY 7, 1998** — The NHL shuts down for three weeks as NHL players compete at the Winter Olympics in Nagano, Japan. Carolina's Sami Kapanen plays for Team Finland, winning a Bronze Medal, and Keith Primeau completes the Olympic Tournament tied for third in scoring for Team Canada.

**FEBRUARY 18, 1998** — Carolina tenders offer sheet to Sergei Fedorov. NHL disputes offer sheet, so it goes to an arbitrator, John Sands, who rules the offer sheet to be valid on Feb. 26, 1998. Detroit matches offer sheet shortly after ruling that same day.

**MARCH 9, 1998** — Trevor Kidd named NHL Player of the Week after posting a 3-0-0 record with a .968 save percentage and a 1.00 GAA.

**MARCH 24, 1998** — Peter Karmanos receives Lester Patrick Award, which is presented annually to those individuals who have performed "outstanding service to hockey in the United States."

**MARCH 30, 1998** — Keith Primeau named NHL Player of the Week after totaling eight points (4g, 4a) and a (+7) in a 3-1-0 week.

**APRIL 14, 1998** — Carolina eliminated from playoffs during the final week of the season for the fourth year in a row.

**JULY 13, 1998** — Hurricanes sign franchise all-time leading scorer Ron Francis to a free agent contract.

**OCTOBER 28, 1998** — Carolina shuts out the Chicago Blackhawks 2-0 to take over the Southeast Division lead. The Hurricanes never relinquish the lead, remaining in first place for 173 consecutive days.

**NOVEMBER 2, 1998** — Goaltender Arturs Irbe named NHL Player of the Week (October 26-November 1) and NHL Player of the Month for October.

**DECEMBER 29, 1998** — Hurricanes acquire future Hall of Fame defenseman Paul Coffey from the Chicago Blackhawks in exchange for Nelson Emerson.

**JANUARY 24, 1999** — Arturs Irbe and Keith Primeau become the first Carolina Hurricanes to play in the NHL All-Star Game. It marks the first time since Kevin Dineen and Ulf Samuelsson participated in Rendez-Vous '87 that the organization has been represented by two players during all-star play.

**FEBRUARY 9, 1999** — Ron Francis tallies a season-high five points (2g, 3a) in his 1,300th game as the Carolina Hurricanes defeat the Toronto Maple Leafs 6-5 in the team's last visit to Maple Leaf Gardens.

**FEBRUARY 18, 1999** — Paul Coffey plays in his 1,300th game, joining Ron Francis as the only teammates in league history to accomplish the feat in the same season.

**FEBRUARY 21, 1999** — Ray Sheppard becomes only player in NHL history to score 20 goals in a single season for six different clubs by tallying two goals in Carolina's 4-1 victory over the New York Islanders.

**APRIL 9, 1999** — Carolina Hurricanes clinch the Southeast Division, marking the team's first division title since 1987.

**APRIL 24, 1999** — Ray Sheppard scores at 17:05 of overtime as the Carolina Hurricanes defeat the Boston Bruins 3-2, their first playoff win since April 29, 1992.

# YEAR BY YEAR

**MAY 2, 1999** — The Boston Bruins shut out the Hurricanes 2-0 to win the best-of-7 Eastern Conference Quarterfinals 4-2.

**MAY 3, 1999** — Hurricanes defenseman Steve Chiasson dies in a one-car accident.

**JUNE 10, 1999** — Hurricanes agree to a three-year affiliation with the Cincinnati Cyclones of the International Hockey League (IHL).

**OCTOBER 29, 1999** — Carolina Hurricanes host the New Jersey Devils in their home opener at the new Raleigh Entertainment & Sports Arena.

**NOVEMBER 5, 1999** — Captain Ron Francis becomes the sixth player in NHL history to reach 1,500 points.

**NOVEMBER 7, 1999** — Carolina defeats the Washington Capitals 3-2 to earn its first win at the Entertainment & Sports Arena.

**DECEMBER 23, 1999** — Paul Coffey becomes the first defenseman in league history to total 1,500 points. Along with Ron Francis, Coffey becomes part of the first pair of teammates to reach the milestone during the same season.

**JANUARY 23, 2000** — Hurricanes acquire forward Rod Brind'Amour, goaltender Jean-Marc Pelletier and a second-round pick in 2000 entry draft in exchange for Keith Primeau and a fifth-round draft pick in 2000.

**FEBRUARY 5, 2000** — Competing in his first All-Star weekend, Sami Kapanen wins the fastest skater event during the Fed Ex/NHL Superskills contest with a time of 13.649 seconds.

**APRIL 3, 2000** — Arturs Irbe named NHL Player of the Week for week ending April 2 by posting 3-1-0 record with a 1.75 goals against average, a .933 save percentage, and one shutout.

**APRIL 8, 2000** — Head coach Paul Maurice becomes the franchise's all-time winningest coach with a 4-3 victory over the Atlanta Thrashers. The win surpassed Jack Evans total of 163.

**JUNE 24, 2000** — Hurricanes acquire defenseman Sandis Ozolinsh and a second-round draft pick (Tomas Kurka) in 2000 from Colorado in exchange for Nolan Pratt, a first-round draft pick (Vaclav Nedorost) and two second-round picks (Jared Aulin, Argis Saviels) in 2000.

**DECEMBER 18, 2000** — Hurricanes agree to a multi-year affiliation with the Lowell Lock Monsters of the American Hockey League (AHL).

**FEBRUARY 4, 2001** — Defenseman Sandis Ozolinsh becomes the first Carolina Hurricane to start in an NHL All-Star Game.

**MARCH 14, 2001** — Ron Francis earns an assist against Atlanta to become to first player to total 1,000 points with the franchise.

**APRIL 4, 2001** — Jeff O'Neill becomes the first franchise player to score 40 goals in a season since Brendan Shanahan in 1995-96.

**APRIL 6, 2001** — The Hurricanes defeat Atlanta 3-2 in Raleigh to clinch their second trip to the playoffs in three years.

**JANUARY 2, 2002** — Ron Francis, playing in his 1,000th career game with the franchise, beats Byron Dafoe of the Boston Bruins for his 500th career NHL goal.

**JANUARY 16, 2002** — Carolina acquires defenseman Bret Hedican, forward Kevyn Adams and defenseman Tomas Malec from Florida in exchange for defenseman Sandis Ozolinsh and forward Byron Ritchie.

**JANUARY 26, 2002** — Ron Francis assists on Jeff O'Neill's goal at Philadelphia to pass Ray Bourque for second on the NHL's all-time assist list.

**MARCH 5, 2002** — The Hurricanes acquire goaltender Kevin Weekes from Tampa Bay in exchange for forwards Shane Willis and Chris Dingman.

**APRIL 3, 2002** — The Hurricanes set a new single-season attendance record, breaking the franchise mark set in 1987-88. In all, 635,868 fans attend games during the 2001-02 regular season.

**APRIL 10, 2002** — The Hurricanes defeat the Tampa Bay Lightning 4-2 at the Entertainment & Sports Arena to clinch their second Southeast Division title in four years.

**APRIL 27, 2002** — Kevin Weekes shuts out New Jersey 1-0 in Game 6 of the Eastern Conference Quarterfinals at the Continental Airlines Arena as Carolina clinches the franchise's first playoff series win since 1986 and first best-of-7 series win.

**MAY 13, 2002** — Carolina breaks or ties 18 franchise records in its 8-2 Game 6 victory over the Montreal Canadiens at the Molson Centre to clinch the Eastern Conference Semifinals 4-2. The victory marks the first time the franchise defeats Montreal in a postseason series.

**MAY 28, 2002** — Martin Gelinas scores at 8:05 of overtime to give the Hurricanes a 2-1 victory against Toronto in Game 6 of the Eastern Conference Finals at Air Canada Centre. With the win, Carolina clinches the first Conference championship in franchise history and earns its first trip to the Stanley Cup Finals.

**JUNE 8-9, 2002** — The Hurricanes host Game 3 of the Stanley Cup Finals against Detroit, marking the first Stanley Cup finals game at the Entertainment & Sports Arena. The game goes into triple-overtime before the Red Wings' Igor Larionov scores at the 54:47 mark of overtime.

**JUNE 20, 2002** — Ron Francis wins the Lady Byng Trophy and the King Clancy Trophy at the 2002 NHL Awards in Toronto.

**SEPTEMBER 19, 2002** — A 20-year agreement with RBC Centura is announced to rename the Entertainment & Sports Arena as the RBC Center.

**JANUARY 18, 2003** — Ron Francis plays in his 1,616th career NHL game, a 5-2 loss at New Jersey, moving past Larry Murphy (1,615) and into sole possession of third place on the NHL's all-time games played list.

**MARCH 18, 2003** — Damian Surma scores his first career NHL goal in his first game, becoming the fifth Hurricane to accomplish that feat during the 2002-03 season (Jeff Heerema, Tomas Kurka, Mike Zigomanis, Brad DeFauw). Surma was the eighth and final Hurricane to score his first NHL goal during the season.

**APRIL 6, 2003** — The Hurricanes set a new single-season attendance record, breaking the franchise mark set the previous season. In total, 642,973 fans attend games at the RBC Center during the 2002-03 hockey season.

**DECEMBER 15, 2003** — The Hurricanes name Peter Laviolette as the franchise's 11th head coach. Kevin McCarthy is retained as an assistant coach and former Hurricane player Jeff Daniels is also named assistant coach. Paul Maurice, Randy Ladouceur and Don Edwards are relieved of their coaching duties.

**MARCH 5, 2004** — Kevyn Adams beats Atlanta's Pasi Nurminen with 0.4 seconds left in overtime and the Thrashers on the power-play to break the franchise record for shorthanded goals in a season (5).

**JUNE 26-27, 2004** — The Hurricanes host the NHL Entry Draft at the RBC Center, drawing 15,672 fans for day one — the largest draft crowd in more than a decade. Carolina makes noise on the floor as well, trading the eighth overall selection and a second-round pick for the fourth overall selection, taking top-rated North American skater Andrew Ladd.

**SEPTEMBER 15, 2004** — NHL Commissioner Gary Bettman confirms that NHL teams will not play until the Collective Bargaining Agreement is replaced, delaying the start of the 2004-05 season.

**FEBRUARY 16, 2005** — NHL Commissioner Gary Bettman announces the cancellation of the 2004-05 season.

**JULY 22, 2005** — NHL Board of Governors ratifies new six-year Collective Bargaining Agreement with the NHLPA.

**AUGUST 25, 2005** — Rod Brind'Amour named Hurricanes team captain.

**OCTOBER 7, 2005** — Cam Ward earns his first NHL win, stopping Ziggy Palffy, Mario Lemieux and Sidney Crosby in Carolina's first shootout game and first win of 2005-06.

**JANUARY 19, 2006** — Carolina wins its ninth straight game, marking the second nine-game win streak of the season and in franchise history. The Hurricanes become just the fifth team in NHL history to post two win streaks of nine games or more in a single season.

**JANUARY 31, 2006** — Hurricanes win 8-2 at Montreal for their 13th win in January making Carolina the seventh team in NHL history to win 13 games in a month.



**MARCH 31, 2006** — Hurricanes win their 48th game of the season to clinch their third Southeast Division title with a 3-2 win against Florida. Carolina would go on to a 52-22-8 overall record, finishing second in the Eastern Conference standings and setting franchise highs for wins and points (112) in a season.

**MAY 2, 2006** — Cory Stillman scores 1:19 into overtime of Game 6 at Montreal for Carolina's fourth-straight win against the Canadiens after falling behind 2-0 in the teams' Eastern Conference Quarterfinals series.

**MAY 5, 2006** — Cam Ward records his first NHL shutout as Carolina defeats New Jersey 6-0 in Game 1 of the Eastern Conference Semifinals. The Hurricanes would go on to win the series 4-1.

**JUNE 1, 2006** — Carolina defeats Buffalo 4-2 in Game 7 of the Eastern Conference Finals, sending the Hurricanes to the Stanley Cup Finals for the second time in four years and the second time in franchise history.

**JUNE 19, 2006** — Justin Williams scores into an empty net with 1:01 remaining in the third period to give Carolina a 3-1 win in Game 7 of the Stanley Cup Finals. The win marks the first Stanley Cup championship in franchise history and the first major professional sports championship in North Carolina. Cam Ward wins the Conn Smythe Trophy as the playoffs' Most Valuable Player.

**JUNE 22, 2006** — Rod Brind'Amour wins the Frank J. Selke Trophy at the NHL Awards in Vancouver.

**FEBRUARY 8, 2007** — Ray Whitney sets a franchise record scoring three even-strength goals in a 1:40 span in the second period of Carolina's 5-2 win at Boston. The feat marks the fastest three even-strength goals in the NHL since Bill Mosienko scored three times in 21 in his Blackhawks' 7-6 win at NY Rangers, March 23, 1952.

**MARCH 24, 2007** — Hurricanes establish a new single-season attendance record of more than 650,000 fans when they host an overflow crowd of 18,763 against San Jose. Carolina finishes the season having hosted 712,861 fans in its 41 home games, an average of 17,387 fans per game and 93.3% of the RBC Center's capacity.

**JUNE 14, 2007** — Rod Brind'Amour wins the Frank J. Selke Trophy at the NHL Awards in Toronto.

**JUNE 5, 2008** — Glen Wesley announces his retirement as a player and is named director of defensemen development. President/General Manager Jim Rutherford announces that Wesley's No. 2 jersey would be retired to the RBC Center rafters. Wesley retired as the Hurricanes' all-time games-played leader, having played in 728 regular-season games since the team's relocation to North Carolina in 1997. He played 913 games with the franchise, second only to Hall of Famer Ron Francis (1,186).

**JULY 12, 2008** — Carolina Hurricanes and the Centennial Authority announce a five-year extension of the team's lease of the RBC Center, making the final year of the lease 2024.

**SEPTEMBER 10, 2008** — The Carolina Hurricanes unveil their alternate third uniform at a news conference on the ice at the RBC Center. Tim Gleason, Eric Staal and Cam Ward model the team's newest look, which includes a primarily black jersey with the secondary flag logo on the chest, black pants and black helmets. The team announces that the new uniforms will be worn in a game for the first time when the Hurricanes host Detroit on October 13, and will be worn for 15 home games in 2008-09.

**SEPTEMBER 11, 2008** — Hurricanes sign forward Eric Staal to a seven-year contract extension, which will begin in 2009-10 and will run through 2015-16.

**DECEMBER 3, 2008** — Paul Maurice is named head coach and Ron Francis is named associate head coach; Peter Laviolette relieved of his head coaching duties.

**MARCH 7, 2009** — The Hurricanes score a 9-3 win at Tampa Bay, marking the most goals in a game for the team since relocating to North Carolina. Eric Staal scores four goals marking the first time a player had scored four goals since relocation, and the third time the feat was accomplished in franchise history. Staal's six points set a Hurricanes record and tied the franchise record for points in a game.

**MARCH 28, 2009** — The Hurricanes finish March 2009 with a 10-1-2 record (22 points), making it the best March, and second-best month, in franchise history (January 2006: 13-1-0 – 26 points).

**APRIL 7, 2009** — Cam Ward earns his 39th win of the season in Carolina's 9-0 rout of the New York Islanders. For Ward, the win breaks Martin Gerber's franchise record of 38 wins set in 2005-06, and marks his franchise-best tying sixth shutout of the season. The game marks Eric Staal's fourth hat trick of the season, setting a new franchise mark in that category. For the Hurricanes, it marks their 45th win of the regular season – the second-best wins total in franchise history next to 2005-06.

**APRIL 9, 2009** — The Hurricanes' franchise-record 12-game home winning streak is snapped in a 5-1 loss against Buffalo. The 12-game home winning streak shatters the previous franchise-best nine-game home winning streak accomplished twice during the championship 2005-06 season.

**APRIL 28, 2009** — "The Shock at the Rock" – Trailing 3-2 with 1:20 remaining in regulation, Jussi Jokinen scores the tying goal in Game 7 of the Eastern Conference Quarterfinals at New Jersey's Prudential Center. Eric Staal then beats Martin Brodeur with 32 seconds remaining and the Hurricanes advance to the second round.

**MAY 14, 2009** — Scott Walker beats Tim Thomas 18:46 into overtime of Game 7 of the Eastern Conference Semifinals at TD Banknorth Garden to give the Hurricanes a 3-2 win. The Hurricanes become just the fourth team to advance to the Eastern Conference Finals three times in the first decade of the 2000s, joining New Jersey, Philadelphia and Pittsburgh in that group.

**SEPTEMBER 30, 2009** — Hurricanes sign goaltender Cam Ward to a six-year contract extension, which begins in 2010-11 and will run through 2015-16.

**JANUARY 20, 2010** — Hurricanes name Eric Staal captain and Rod Brind'Amour alternate captain.

**APRIL 8, 2010** — The National Hockey League announces that the Hurricanes will host the 2011 NHL All-Star Game at the RBC Center.

**JUNE 30, 2010** — Rod Brind'Amour announces his retirement as a player.

**OCTOBER 4, 2010** — The Hurricanes take on SKA St. Petersburg in an exhibition game. Carolina is the first NHL team to play in Russia in more than 20 years.

**OCTOBER 7-8, 2010** — The Hurricanes take part in the 2010 Compuware NHL Premiere, playing two games against the Minnesota Wild at Hartwall Arena in Helsinki, Finland. Carolina wins both games.

**JANUARY 28-30, 2011** — The Hurricanes host NHL All-Star Weekend. Team Lidstrom downs Team Staal by an 11-10 score in the All-Star Game. Jamie McBain, Jeff Skinner, Eric Staal and Cam Ward represent Carolina in the events.

**JUNE 22, 2011** — Jeff Skinner becomes the first player in Carolina's franchise history to win the Calder Trophy as the NHL's rookie of the year.

**NOVEMBER 28, 2011** — Kirk Muller is named head coach. Paul Maurice relieved of his coaching duties. John MacLean joins Carolina's coaching staff three days later.

**JUNE 20, 2012** — Justin Faulk is named to the 2011-12 NHL All-Rookie Team.

**JUNE 22, 2012** — The Hurricanes acquire Jordan Staal from Pittsburgh in a draft-day trade that sends Brandon Sutter, Brian Dumoulin and the eighth-overall pick to the Penguins. Staal signs a 10-year contract extension with Carolina nine days later.

**APRIL 27, 2013** — Hurricanes complete the abbreviated 2012-13 season, and set a franchise record for average, per-game attendance (17,560), eclipsing the previous record of 17,387 set during the 2006-07 season.

**APRIL 28, 2014** — Hurricanes name Ron Francis general manager. Also name Mike Vellucci assistant general manager and director of hockey operations, and name Brian Tatum assistant general manager. Jim Rutherford to remain with the Hurricanes as team president.

**MAY 5, 2014** — Kirk Muller, Dave Lewis and John MacLean relieved of their coaching duties. Greg Stefan reassigned to pro scouting staff.

**JUNE 6, 2014** — Jim Rutherford resigns as Hurricanes president and accepts general manager position with the Pittsburgh Penguins.

**JUNE 19, 2014** — Bill Peters is named head coach. Steve Smith joins the coaching staff as an assistant five days later, and David Marcoux as goaltending coach in July.

**JUNE 20, 2014** — Ricky Olczyk named assistant general manager.

**JULY 1, 2014** — Don Waddell named team president.

# 2012-13 IN REVIEW

## CLOSING GAME ROSTER *vs. Pittsburgh Penguins (road 4/27/13)*

<b>4</b>	Jamie McBain	D	<b>19</b>	Jiri Tlustý	RW	<b>30</b>	Cam Ward	G	<b>53</b>	Jeff Skinner	C
<b>6</b>	Tim Gleason	D	<b>21</b>	Drayson Bowman (injured)	LW	<b>31</b>	Dan Ellis	G	<b>59</b>	Chad LaRose	RW
<b>8</b>	Kevin Westgarth	RW	<b>24</b>	Bobby Sanguinetti	D	<b>35</b>	Justin Peters	G	<b>72</b>	Nicolas Blanchard	C
<b>11</b>	Jordan Staal	C	<b>25</b>	Joni Pitkanen (injured)	D	<b>37</b>	Tim Brent	C	<b>77</b>	Joe Corvo	D
<b>12</b>	Eric Staal	C	<b>27</b>	Justin Faulk	D	<b>39</b>	Patrick Dwyer	RW			
<b>13</b>	Jared Staal	RW	<b>28</b>	Alexander Semin (injured)	RW	<b>44</b>	Jay Harrison (injured)	D			
<b>15</b>	Tuomo Ruutu	LW	<b>29</b>	Tim Wallace	RW	<b>47</b>	Marc-Andre Bergeron	D			

## FINAL SOUTHEAST DIVISION STANDINGS

	GP	W	L	OT	GF	GA	PTS
WASHINGTON	48	27	18	3	149	130	57
WINNIPEG*	48	24	21	3	128	144	51
CAROLINA*	48	19	25	4	128	160	42
TAMPA BAY*	48	18	26	4	148	150	40
FLORIDA*	48	15	27	6	112	171	36

\*Did not make playoffs.

## COMPLETE RESULTS *(\*Overtime \*\*Shootout)*

DATE	W/L	SCORE	OPP.	DATE	W/L	SCORE	OPP.
1/19	L	1-5	at FLA	3/12	W	4-0	at WSH
1/22	L	1-4	TB	3/14	L	3-2	WSH
1/24	W	6-3	BUF	3/16	L	4-1	at TB
1/25	W	3-1	at BUF	3/18	OT	2-1**	at NYR
1/28	L	5-3	BOS	3/19	L	4-1	FLA
2/1	W	1-0	OTT	3/21	L	4-1	NJ
2/2	L	5-3	at PHI	3/26	L	4-1	WPG
2/4	W	4-1	at TOR	3/28	L	6-3	at TOR
2/7	W	3-2*	at OTT	3/30	W	3-1	at WPG
2/9	OT	4-3*	at PHI	4/1	L	4-1	at MTL
2/11	W	6-4	at NYI	4/2	L	5-3	WSH
2/12	W	4-2	at NJ	4/4	L	5-0	TB
2/14	W	3-1	TOR	4/6	L	4-1	NYR
2/18	L	3-0	at MTL	4/8	L	6-2	at BOS
2/21	L	4-3	WPG	4/9	L	5-3	PIT
2/23	L	5-2	TB	4/11	L	3-1	at WSH
2/24	W	4-2	at NYI	4/13	W	4-2	BOS
2/26	L	3-0	at WSH	4/16	L	3-2	at OTT
2/28	W	4-1	PIT	4/18	OT	4-3*	at WPG
3/2	W	6-2	FLA	4/20	L	5-3	PHI
3/3	W	3-2	at FLA	4/21	W	3-2	at TB
3/5	W	4-3	BUF	4/23	W	4-3**	NYI
3/7	L	4-2	MTL	4/25	OT	4-3*	NYR
3/9	W	6-3	NJ	4/27	L	8-3	at PIT

## FINAL STATISTICS *(Hurricanes games only)*

PLAYER	SCORING <i>(*Rookies)</i>						
	GP	G	A	PTS	PIM	PP	SH
ERIC STAAL	48	18	35	53	54	3	1
ALEXANDER SEMIN	44	13	31	44	46	4	0
JIRI TLUSTY	48	23	15	38	18	4	0
JORDAN STAAL	48	10	21	31	32	1	0
JEFF SKINNER	42	13	11	24	26	5	0
JOE CORVO	40	6	11	17	14	3	0
PATRICK DWYER	46	8	8	16	12	1	1
JUSTIN FAULK	38	5	10	15	15	1	1
JAY HARRISON	47	3	7	10	51	0	0
TUOMO RUUTU	17	4	5	9	8	0	0
RILEY NASH*	32	4	5	9	8	0	0
JONI PITKANEN	22	1	8	9	12	0	0
TIM GLEASON	42	0	9	9	40	0	0
JAMIE MCBAIN	40	1	7	8	12	0	0
BOBBY SANGUINETTI*	37	2	4	6	4	0	0
DRAYSON BOWMAN	37	3	2	5	17	0	0
KEVIN WESTGARTH	31	2	2	4	45	0	0
CHAD LAROSE	35	2	2	4	29	0	0
MARC-ANDRE BERGERON	13	0	4	4	5	0	0
ZAC DALPE	10	1	2	3	0	0	0
TIM BRENT	30	0	3	3	8	0	0
TIM WALLACE	28	1	1	2	17	0	0
BRETT BELLEMORE*	8	0	2	2	7	0	0
DAN ELLIS	19	0	2	2	0	0	0
CHRIS TERRY*	3	1	0	1	0	0	0
JEREMY WELSH*	5	0	1	1	0	0	0
ANDREAS NODL	8	0	1	1	2	0	0
ZACH BOYCHUK	1	0	0	0	0	0	0
MARC-ANDRE GRAGNANI	1	0	0	0	0	0	0
JARED STAAL*	2	0	0	0	2	0	0
BRETT SUTTER	3	0	0	0	4	0	0
RYAN MURPHY*	4	0	0	0	2	0	0
MICHAEL JORDAN*	5	0	0	0	2	0	0
NICOLAS BLANCHARD*	9	0	0	0	20	0	0
CAM WARD	17	0	0	0	0	0	0
JUSTIN PETERS	19	0	0	0	0	0	0

PLAYER	GOALTENDING					
	GP	MINS	GA	GAA	SO	W-L-OT
CAM WARD	17	929	44	2.84	0	9-6-1
DAN ELLIS	19	997	52	3.13	1	6-8-2
JUSTIN PETERS	19	954	55	3.46	1	4-11-1

## SEASON HIGHLIGHTS

- At its 75th Anniversary Gala, USA Hockey honors Hurricanes Owner/CEO Peter Karmanos Jr. with the Distinguished Achievement Award – June 8, 2012.
- The National Hockey League announces the cancellation of 82 games scheduled for Oct. 11-24, due to the absence of a Collective Bargaining Agreement with the NHL Players' Association. – October 4, 2012.
- Ron Francis is selected into the North Carolina Sports Hall of Fame, becoming the first hockey representative in the museum. He is enshrined along with 10 others on May 2 – January 7, 2013.
- The NHL and NHLPA announce an agreement on the framework of a new Collective Bargaining Agreement – January 6, 2013.
- The NHL begins an abbreviated 48-game schedule – January 19, 2013.
- CBS announces that former Hurricanes player Bates Battaglia and his brother Anthony will be cast members on the 22nd season of its popular reality show, *The Amazing Race*. The Battaglia brothers would go on to win the competition – Jan. 23, 2013.
- Joni Pitkanen suffers a broken calcaneus (heel) injury. Pitkanen would miss the remaining 13 games of 2012-13 and all of 2013-14 – April 2, 2013.
- Doris E. Barksdale, longtime community liaison and motivational consultant for the Hurricanes, passes away at age 77 – April 3, 2013.
- Jared Staal is recalled from the Charlotte Checkers (AHL). He would start on a line alongside his brothers Eric and Jordan the next night at PNC Arena against the New York Rangers, marking the fourth time in NHL history that a trio of brothers played for the same team in the same season – April 24, 2013.

## MAJOR TRADES

- 6/22/12** – Acquired Jordan Staal from Pittsburgh in exchange for Brandon Sutter, Brian Dumoulin and Carolina's 2012 first-round (8th overall) draft pick. Staal signed a 10-year contract on July 1.
- 7/26/12** – Signed Alexander Semin to a one-year contract.
- 8/8/12** – Signed Jeff Skinner to a six-year contract extension.
- 1/13/13** – Acquired Kevin Westgarth from Los Angeles in exchange for Anthony Stewart, a fourth-round draft pick in 2013 and a sixth-round draft pick in 2014.
- 1/13/13** – Acquired Luke Pither from Philadelphia in exchange for Brian Boucher and Mark Alt.
- 1/31/13** – Zach Boychuk claimed on waivers by Pittsburgh.
- 3/16/13** – Claimed Adam Hall on waivers from Tampa Bay.
- 3/21/13** – Claimed Zach Boychuk on waivers from Nashville.
- 4/2/13** – Acquired Marc-Andre Bergeron from Tampa Bay in exchange for Adam Hall and a 2013 seventh-round draft pick.
- 4/3/13** – Acquired a conditional draft pick from Pittsburgh in exchange for Jussi Jokinen.

**CLOSING GAME ROSTER** vs. *Florida Panthers (road 4/7/12)*

<b>4</b>	Jamie McBain	D	<b>14</b>	Andreas Nodl	RW	<b>27</b>	Derek Joslin	D	<b>39</b>	Patrick Dwyer (personal)	RW
<b>5</b>	Bryan Allen	D	<b>15</b>	Tuomo Ruutu	LW	<b>28</b>	Justin Faulk	D	<b>44</b>	Jay Harrison	D
<b>6</b>	Tim Gleason	D	<b>16</b>	Brandon Sutter	C	<b>30</b>	Cam Ward	G	<b>53</b>	Jeff Skinner	C
<b>8</b>	Jaroslav Spacek (scratch)	D	<b>19</b>	Jiri Tlustý	RW	<b>33</b>	Brian Boucher	G	<b>59</b>	Chad LaRose	RW
<b>12</b>	Eric Staal	C	<b>23</b>	Jeremy Welsh	C	<b>36</b>	Jussi Jokinen	LW			
<b>13</b>	Anthony Stewart	RW	<b>25</b>	Joni Pitkanen	D	<b>37</b>	Tim Brent	C			

**FINAL SOUTHEAST DIVISION STANDINGS**

	GP	W	L	OT	GF	GA	PTS
FLORIDA	82	38	26	18	203	227	94
WASHINGTON	82	42	32	8	222	230	92
TAMPA BAY*	82	38	36	8	235	281	84
WINNIPEG*	82	37	35	10	225	246	84
CAROLINA*	82	33	33	16	213	243	82

\*Did not make playoffs.

**FINAL STATISTICS** (*Hurricanes games only*)

PLAYER	SCORING (*Rookies)							PIM	PP	SH	GW
	GP	G	A	PTS							
ERIC STAAL	82	24	46	70	48	7	3	3			
JUSSI JOKINEN	79	12	34	46	54	3	2	3			
JEFF SKINNER	64	20	24	44	56	4	0	5			
JIRI TLUSTY	79	17	19	36	26	2	0	1			
TUOMO RUUTU	72	18	16	34	50	3	0	2			
CHAD LAROSE	67	19	13	32	48	3	1	5			
BRANDON SUTTER	82	17	15	32	21	2	3	0			
JAMIE MCBAIN	76	8	19	27	4	5	0	1			
TIM BRENT	79	12	12	24	27	3	1	3			
JAY HARRISON	72	9	14	23	60	2	0	2			
JUSTIN FAULK*	66	8	14	22	29	5	0	2			
ANTHONY STEWART	77	9	11	20	30	0	0	1			
TIM GLEASON	82	1	17	18	71	0	0	0			
JONI PITKANEN	30	5	12	17	16	2	0	2			
ALEXEI PONIKAROVSKY	49	7	8	15	26	4	0	0			
BRYAN ALLEN	82	1	13	14	76	0	0	1			
DRAYSON BOWMAN	37	6	7	13	4	0	0	0			
JAROSLAV SPACEK	34	5	7	12	6	3	0	1			
PATRICK DWYER	73	5	7	12	23	0	2	0			
TOMAS KABERLE	29	0	9	9	2	0	0	0			
ANDREAS NODL	48	3	4	7	6	0	0	0			
JEROME SAMSON	16	2	3	5	8	1	0	0			
DEREK JOSLIN	44	2	2	4	35	0	0	0			
ZAC DALPE*	16	1	2	3	4	0	0	0			
BRETT SUTTER*	15	0	3	3	11	0	0	0			
ZACH BOYCHUK	16	0	2	2	0	0	0	0			
CAM WARD	68	1	0	1	4	0	0	0			
RILEY NASH*	5	0	1	1	2	0	0	0			
JEREMY WELSH*	1	0	0	0	4	0	0	0			
MIKE MURPHY*	2	0	0	0	0	0	0	0			
BOBBY SANGUINETTI*	3	0	0	0	0	0	0	0			
JUSTIN PETERS	7	0	0	0	0	0	0	0			
BRIAN BOUCHER	10	0	0	0	0	0	0	0			

**COMPLETE RESULTS** (\*Overtime \*\*Shootout)

DATE	W/L	SCORE	OPP.	DATE	W/L	SCORE	OPP.
10/7	L	1-5	TB	1/6	W	4-2	BUF
10/8	OT	3-4	at WSH	1/7	L	2-5	at NSH
10/10	L	2-4	at NJ	1/10	L	1-2	PHI
10/12	W	3-2	BOS	1/12	W	5-2	at TB
10/14	W	4-3	at BUF	1/14	W	4-2	BOS
10/18	W	4-1	at BOS	1/15	L	1-2	at WSH
10/21	OT	2-3	at STL	1/17	OT	1-2**	at PIT
10/22	L	3-5	at WPG	1/20	W	3-0	WSH
10/25	OT	2-3**	OTT	1/21	OT	1-2	at NYI
10/28	W	3-0	CHI	1/23	W	2-1	WPG
10/29	L	1-5	at PHI	1/31	L	2-5	NYI
11/1	W	4-2	TB	2/2	W	3-0	at BOS
11/4	L	1-5	WSH	2/4	W	2-1	LA
11/6	L	2-5	DAL	2/8	OT	2-3	at ANA
11/8	L	2-3	at NJ	2/10	OT	3-4	at COL
11/11	L	1-5	at NYR	2/13	W	5-3	at MTL
11/12	W	5-3	PIT	2/17	W	3-2	SJ
11/14	L	3-5	PHI	2/18	L	3-4	at NYI
11/16	L	0-4	at MTL	2/20	W	5-0	WSH
11/18	L	0-1	BUF	2/23	OT	2-3**	ANA
11/20	W	3-2	TOR	2/25	OT	2-3**	FLA
11/21	W	4-2	at PHI	2/28	W	4-3	NSH
11/23	OT	3-4**	MTL	3/1	L	2-3	NYR
11/25	L	1-3	WPG	3/3	OT	3-4	TB
11/27	L	3-4	at OTT	3/6	W	4-3*	at WSH
11/29	L	1-3	FLA	3/7	OT	2-3	at BUF
12/1	L	3-5	NYR	3/10	W	4-2	at TB
12/2	L	2-3	PIT	3/11	L	0-2	at FLA
12/6	L	6-7	at CGY	3/13	L	2-4	at NYR
12/7	W	5-3	at EDM	3/15	W	2-0	STL
12/9	L	2-4	at WPG	3/17	W	5-3	at MIN
12/13	OT	1-2	at TOR	3/18	W	4-3	at WPG
12/15	W	4-3	VAN	3/21	W	3-1	FLA
12/18	OT	2-3	at FLA	3/23	L	1-5	at CBJ
12/21	L	3-4	PHX	3/24	L	4-5	at DET
12/23	W	2-1*	OTT	3/27	W	3-0	at TOR
12/26	W	4-2	NJ	3/30	OT	3-4	WPG
12/27	L	2-4	at PIT	3/31	L	0-5	NJ
12/29	W	4-3*	TOR	4/3	W	2-1	at OTT
12/31	L	2-5	at TB	4/5	W	2-1**	MTL
1/3	OT	3-4**	NYI	4/7	L	1-4	at FLA

**MAJOR TRADES****11/29/11** – Claimed Andreas Nodl on waivers from Philadelphia.**12/9/11** – Acquired defenseman Jaroslav Spacek from Montreal in exchange for defenseman Tomas Kaberle.**01/18/12** – Acquired Evgenii Dadonov and A.J. Jenks from Florida in exchange Jon Matsumoto and Mattias Lindstrom.**01/20/12** – Acquired Joe Sova and a 2012 fourth-round draft pick from New Jersey in exchange for Alexei Ponikarovsky.**01/30/12** – Signed defenseman Tim Gleason to a four-year contract extension.**02/22/12** – Signed forward Tuomo Ruutu to a four-year contract extension.**04/5/12** – Signed forward Jeremy Welsh to an entry-level contract.

PLAYER	GOALTENDING					
	GP	MINS	GA	GAA	SO	W-L-OT
MIKE MURPHY*	2	36	0	0	0	0-1-0
JUSTIN PETERS	7	387	16	2.48	1	2-3-2
CAM WARD	68	3988	182	2.74	5	30-23-13
BRIAN BOUCHER	10	546	31	3.41	0	1-6-1

**SEASON HIGHLIGHTS**

- Jim Rutherford announces that the Hurricanes will honor former Carolina center Josef Vasicek with a No. 63 patch on their jerseys. Vasicek was killed in a Sept. 7, 2011, plane crash outside of Yaroslav, Russia that claimed the lives of 44 people with the Lokomotiv (KHL) hockey club – September 15, 2011.

- Kirk Muller is named head coach; Paul Maurice relieved of his head coaching duties – November 28, 2011.

- John MacLean joins coaching staff as an assistant coach – December 1, 2011.

- Kirk Muller earns his first NHL win as a head coach as the Hurricanes defeat the Edmonton Oilers 5-3 at Rexall Place – December 7, 2011.

- Cam Ward becomes the first goaltender in franchise history to score a goal when he is credited with Carolina's empty-net goal in the Hurricanes' 4-2 win against New Jersey – December 26, 2011.

- Justin Faulk represents Carolina at NHL All-Star Weekend in Ottawa, Ont., as one of 12 league rookies selected to participate in the All-Star Skills Competition. Faulk was one of four players to shoot for Team Alfredsson in the Hardest Shot event – January 28, 2012.

- The Hurricanes' home arena is renamed PNC Arena. The change came as a result of PNC Bank's acquisition of RBC Bank (USA). Carolina posts a 2-0 win against St. Louis behind Cam Ward's 40-save shutout – March 15, 2012.

# 2010-11 IN REVIEW

## CLOSING GAME ROSTER *vs. Tampa Bay Lightning (home 4/9/11)*

<b>4</b>	Jamie McBain	D	<b>19</b>	Jiri Tlustý	C	<b>33</b>	Derek Joslin	D	<b>60</b>	Justin Peters	G
<b>5</b>	Bryan Allen	D	<b>20</b>	Troy Bodie (scratch)	RW	<b>36</b>	Jussi Jokinen	LW	<b>61</b>	Cory Stillman	LW
<b>6</b>	Tim Gleason	D	<b>21</b>	Drayson Bowman	LW	<b>39</b>	Patrick Dwyer	RW	<b>71</b>	Jerome Samson	RW
<b>12</b>	Eric Staal	C	<b>25</b>	Joni Pitkanen	D	<b>44</b>	Jay Harrison (injured)	D	<b>77</b>	Joe Corvo	D
<b>15</b>	Tuomo Ruutu	LW	<b>26</b>	Erik Cole	LW	<b>53</b>	Jeff Skinner	C			
<b>16</b>	Brandon Sutter	C	<b>30</b>	Cam Ward	G	<b>59</b>	Chad LaRose	RW			

## FINAL SOUTHEAST DIVISION STANDINGS

	GP	W	L	OT	GF	GA	PTS
WASHINGTON	82	48	23	11	224	197	107
TAMPA BAY	82	46	25	11	247	240	103
CAROLINA*	82	40	31	11	236	239	91
ATLANTA*	82	34	36	12	223	269	80
FLORIDA*	82	30	40	12	195	229	72

\*Did not make playoffs.

## COMPLETE RESULTS *(\*Overtime \*\*Shootout)*

DATE	W/L	SCORE	OPP.	DATE	W/L	SCORE	OPP.
10/7	W	4-3	at MIN	1/11	W	6-5**	CGY
10/8	W	2-1**	MIN	1/13	L	2-3	at BUF
10/14	L	2-3	at OTT	1/15	W	6-4	TB
10/17	L	1-5	at VAN	1/17	L	0-7	at BOS
10/19	W	5-2	at SJ	1/18	L	2-3	BOS
10/20	L	3-4	at LA	1/20	W	4-1	NYR
10/23	W	4-3*	at PHX	1/22	L	2-3	at PIT
10/27	L	0-3	WSH	1/24	W	6-4	TOR
10/29	W	4-3	at NYR	1/26	W	4-2	at NYI
10/30	L	0-3	PIT	2/1	L	2-3	BOS
11/1	L	2-3	at PHI	2/3	L	0-3	at TOR
11/3	W	7-2	NYI	2/5	W	4-3*	ATL
11/5	L	4-7	at FLA	2/8	OT	2-3*	at NJ
11/6	W	3-2	FLA	2/10	L	1-2	at PHI
11/9	W	7-1	EDM	2/12	OT	3-4*	at TB
11/11	L	1-8	PHI	2/13	W	3-2	at ATL
11/13	L	2-7	at MTL	2/16	L	2-3	at NJ
11/17	W	7-1	OTT	2/18	W	3-2	PHI
11/19	OT	4-5**	at PIT	2/19	L	1-4	NJ
11/20	OT	1-2**	NSH	2/22	OT	3-4**	NYR
11/24	L	2-3	WSH	2/25	W	4-1	PIT
11/26	W	3-0	at BOS	2/26	L	3-4	at MTL
11/28	OT	2-3**	at WSH	3/1	W	2-1	FLA
11/29	L	1-4	DAL	3/3	W	3-2*	BUF
12/3	W	2-1*	COL	3/4	L	2-5	at CHI
12/4	L	2-5	at NSH	3/9	OT	2-3*	ATL
12/10	OT	1-2**	at DAL	3/11	L	1-2	at WSH
12/11	W	2-1**	at STL	3/12	L	2-3	CBJ
12/15	W	4-3	at FLA	3/15	W	1-0	at BUF
12/16	W	3-2**	at ATL	3/16	L	1-3	TOR
12/18	W	4-2	ANA	3/18	W	3-2*	NYI
12/20	L	1-5	at TB	3/22	W	4-3	OTT
12/23	L	2-3	MTL	3/25	W	4-3	at TB
12/26	L	2-3	WSH	3/26	L	2-4	TB
12/28	W	4-3	at TOR	3/29	W	3-2**	at WSH
12/29	W	4-0	at OTT	3/30	W	6-2	MTL
1/1	W	6-3	NJ	4/2	W	4-2	at NYI
1/3	OT	3-4*	FLA	4/3	OT	1-2*	BUF
1/5	OT	1-2*	at NYR	4/6	W	3-0	DET
1/7	W	5-3	at FLA	4/8	W	6-1	at ATL
1/9	W	4-3*	ATL	4/9	L	2-6	TB

## MAJOR TRADES

**09/21/10** – Signed forward Jeff Skinner to a three-year, entry-level contract.

**11/16/10** – Claimed forward Troy Bodie on waivers from Anaheim.

**11/17/10** – Acquired defenseman Ian White and forward Brett Sutter from Calgary in exchange for defenseman Anton Babchuk and forward Tom Kostopoulos.

**02/18/11** – Acquired defenseman Derek Joslin from San Jose in exchange for future considerations; Acquired San Jose's 2012 second-round draft pick in exchange for defenseman Ian White.

**02/22/11** – Acquired forward Cory Stillman from Florida in exchange for forward Ryan Carter and Carolina's 2011 fifth-round draft pick.

**02/28/11** – Acquired defenseman Bryan Allen from Florida in exchange for forward Sergei Samsonov.

## FINAL STATISTICS *(Hurricanes games only)*

PLAYER	SCORING <i>(*Rookies)</i>							GOALTENDING			
	GP	G	A	PTS	PIM	PP	SH	GW	GP	MINS	GAA
ERIC STAAL	81	33	43	76	72	12	3	8	74	4318	2.56
JEFF SKINNER*	82	31	32	63	46	6	0	2	12	648	3.98
TUOMO RUUTU	82	19	38	57	54	7	0	1			
ERIK COLE	82	26	26	52	49	3	1	9			
JUSSI JOKINEN	70	19	33	52	24	8	0	1			
JOE CORVO	82	11	29	40	18	5	1	1			
JONI PITKANEN	72	5	30	35	60	1	0	1			
CHAD LAROSE	82	16	15	31	59	2	1	0			
JAMIE MCBAIN*	76	7	23	30	32	1	0	2			
BRANDON SUTTER	82	14	15	29	25	1	0	3			
SERGEI SAMSONOV	58	10	16	26	12	4	0	0			
PATRICK DWYER	80	8	10	18	12	0	1	2			
CORY STILLMAN	21	5	11	16	4	2	0	1			
TIM GLEASON	82	2	14	16	85	0	0	0			
JIRI TLUSTY	57	6	6	12	14	0	0	0			
JAY HARRISON	72	3	7	10	72	0	0	0			
IAN WHITE	39	0	10	10	12	0	0	0			
ANTON BABCHUK	17	3	5	8	12	1	0	1			
ZACH BOYCHUK	23	4	3	7	4	1	0	1			
DEREK JOSLIN	17	1	4	5	2	1	0	1			
BRYAN ALLEN	19	0	5	5	19	0	0	0			
ZAC DALPE*	15	3	1	4	0	0	0	1			
TOM KOSTOPOULOS	17	1	3	4	30	0	0	0			
TROY BODIE	50	1	2	3	54	0	0	0			
RYAN CARTER	32	0	3	3	22	0	0	0			
JON MATSUMOTO*	13	2	0	2	4	0	0	0			
JEROME SAMSON*	23	0	2	2	0	0	0	0			
PATRICK O'SULLIVAN	10	1	0	1	2	0	0	0			
DRAYSON BOWMAN*	23	0	1	1	12	0	0	0			
CAM WARD	74	0	1	1	0	0	0	0			
BRETT SUTTER*	1	0	0	0	0	0	0	0			
BRYAN RODNEY	3	0	0	0	2	0	0	0			
JUSTIN PETERS*	12	0	0	0	4	0	0	0			
BRETT CARSON	13	0	0	0	4	0	0	0			

## SEASON HIGHLIGHTS

- The Hurricanes take on SKA St. Petersburg in an exhibition game. Carolina is the first NHL team to play in Russia in more than 20 years – October 4, 2010.
- The Hurricanes take part in the 2010 Compuware NHL Premiere, playing two games against the Minnesota Wild at Hartwall Arena in Helsinki, Finland. Carolina wins both games – October 7-8, 2010.
- Head Coach Paul Maurice coaches his 1,000th career NHL regular-season game, making him the 19th head coach in league history – and the youngest at 43 years-302 days – to accomplish that feat – November 28, 2010.
- Carolina notches the 1,000th regular-season win in franchise history, downing the Toronto Maple Leafs 6-4 at the RBC Center – January 24, 2011.
- The Hurricanes host NHL All-Star Weekend. Team Lidstrom downs Team Staal by an 11-10 score in the All-Star Game. Jamie McBain, Jeff Skinner, Eric Staal and Cam Ward represent Carolina in the events – January 28-30, 2011.
- Cam Ward sets a new franchise record for saves in a season with 2,191, shattering the previous record of 1,844 set by Sean Burke in 1995-96. – April 9, 2011.
- Jeff Skinner becomes the first player in Carolina's franchise history to win the Calder Trophy as the NHL's rookie of the year – June 22, 2011.

## CLOSING GAME ROSTER vs. Boston Bruins (away 4/10/10)

<b>5</b>	Brian Pothier	D	<b>16</b>	Brandon Sutter	C	<b>29</b>	Tom Kostopoulos	RW	<b>45</b>	Alexandre Picard (injured)	D
<b>6</b>	Tim Gleason (injured)	D	<b>17</b>	Rod Brind'Amour (injured)	C	<b>30</b>	Cam Ward	G	<b>53</b>	Casey Borer	D
<b>11</b>	Zach Boychuk	C	<b>21</b>	Drayson Bowman	LW	<b>33</b>	Bryan Rodney	D	<b>59</b>	Chad LaRose	RW
<b>12</b>	Eric Staal	C	<b>25</b>	Joni Pitkanen (injured)	D	<b>34</b>	Manny Legace	G	<b>67</b>	Jerome Samson	RW
<b>13</b>	Ray Whitney	LW	<b>26</b>	Erik Cole	LW	<b>36</b>	Jussi Jokinen	LW			
<b>14</b>	Sergei Samsonov	LW	<b>27</b>	Brett Carson	D	<b>39</b>	Patrick Dwyer	RW			
<b>15</b>	Tuomo Ruutu (injured)	LW	<b>28</b>	Jamie McBain	D	<b>44</b>	Jay Harrison	D			

## FINAL SOUTHEAST DIVISION STANDINGS

	GP	W	L	OT	GF	GA	PTS
WASHINGTON	82	54	15	13	318	233	121
ATLANTA*	82	35	34	13	234	256	83
CAROLINA*	82	35	37	10	230	256	80
TAMPA BAY*	82	34	36	12	217	260	80
FLORIDA*	82	32	37	13	208	244	77

\*Did not make playoffs.

## COMPLETE RESULTS (\*Overtime \*\*Shootout)

DATE	W/L	SCORE	OPP.	DATE	W/L	SCORE	OPP.
10/2	L	0-2	PHI	1/7	L	2-4	at NSH
10/3	L	2-7	at BOS	1/8	W	2-1	COL
10/6	W	2-1**	TB	1/10	W	4-1	OTT
10/9	W	7-2	FLA	1/12	W	4-2	at TOR
10/10	L	2-5	at TB	1/14	L	1-3	at DET
10/14	OT	2-3**	PIT	1/16	L	3-5	ATL
10/17	L	0-2	at NJ	1/18	L	2-3	TB
10/21	OT	3-4**	at NYI	1/21	W	5-2	at ATL
10/23	L	4-5	at COL	1/23	L	2-4	at PHI
10/24	OT	2-3*	at MIN	1/24	W	5-1	BOS
10/28	L	2-5	STL	1/27	W	5-1	at NYR
10/31	L	1-6	at PHI	1/28	W	4-1	NYI
11/1	L	1-5	SJ	1/30	W	4-2	CHI
11/4	L	0-3	at FLA	2/1	L	2-4	at EDM
11/6	L	2-3	TOR	2/3	L	1-4	at CGY
11/7	L	2-3	at CBJ	2/5	W	4-3	at BUF
11/11	L	2-5	LA	2/6	W	3-1	at NYI
11/13	OT	3-4*	NYI	2/9	W	4-1	FLA
11/15	W	5-4**	MIN	2/11	W	4-3*	BUF
11/17	OT	2-3**	at MTL	2/13	W	5-2	NJ
11/19	W	6-5**	TOR	3/2	W	5-1	at TOR
11/21	W	3-1	TB	3/4	W	4-1	OTT
11/23	L	0-2	at DAL	3/6	L	1-4	at FLA
11/25	L	2-3	at ANA	3/7	W	4-0	at ATL
11/27	L	4-6	ATL	3/10	OT	3-4*	at WSH
11/28	L	1-5	at BUF	3/11	W	4-3*	PIT
11/30	L	2-3	WSH	3/13	L	0-4	PHX
12/5	W	5-3	VAN	3/16	L	2-5	BOS
12/7	W	3-2	at PIT	3/18	W	4-3*	WSH
12/9	L	2-4	at NJ	3/20	W	3-2*	at PIT
12/11	OT	3-4*	at WSH	3/21	L	3-5	BUF
12/12	L	2-4	at OTT	3/23	OT	2-3*	at TB
12/16	W	5-3	DAL	3/25	W	3-2**	WSH
12/18	L	3-6	at FLA	3/27	L	0-4	ATL
12/19	W	3-2	FLA	3/29	W	4-1	at ATL
12/21	L	1-3	NYR	3/31	W	2-1	at MTL
12/23	L	1-5	MTL	4/1	OT	3-4**	at OTT
12/26	OT	3-4**	PHI	4/3	L	0-4	NJ
12/28	W	6-3	at WSH	4/6	W	8-5	at TB
12/31	L	1-2	NYR	4/8	W	5-2	MTL
1/2	W	2-1*	at NYR	4/10	L	2-4	at BOS

## MAJOR TRADES

**07/24/09** – Acquired defenseman Aaron Ward from Boston in exchange for forward Patrick Eaves and a fourth-round pick in 2010.

**12/03/09** – Acquired forward Jiri Tlustý from Toronto in exchange for forward Philippe Paradis.

**02/07/10** – Traded defenseman Niclas Wallin and a 2010 fifth-round pick to San Jose for Buffalo's 2010 second-round pick.

**02/12/10** – Traded forward Matt Cullen to Ottawa for defenseman Alexandre Picard and Ottawa's 2010 second-round pick.

**03/03/10** – Acquired goaltender Justin Pogge and Boston's fourth-round pick in 2010 or 2011 from Anaheim in exchange for defenseman Aaron Ward; Traded forward Scott Walker to Washington for Washington's 2010 seventh-round pick; Acquired defenseman Brian Pothier, forward Oskar Osala and Washington's 2011 second-round pick from Washington for defenseman Joe Corvo; Acquired forward Cedric McNicoll and Colorado's 2010 sixth-round pick from Colorado for forwards Stephane Yelle and Harrison Reed; Traded defenseman Andrew Alberts to Vancouver for Vancouver's 2010 third-round pick.

## FINAL STATISTICS (Hurricanes games only)

PLAYER	SCORING (*Rookies)							
	GP	G	A	PTS	PIM	PP	SH	GW
<b>ERIC STAAL</b>	70	29	41	70	68	13	0	5
<b>JUSSI JOKINEN</b>	81	30	35	65	36	10	0	6
<b>RAY WHITNEY</b>	80	21	37	58	26	7	0	5
<b>JONI PITKANEN</b>	71	6	40	46	72	1	0	1
<b>BRANDON SUTTER</b>	72	21	19	40	2	5	0	3
<b>MATT CULLEN</b>	60	12	28	40	26	1	2	1
<b>TUOMO RUUTU</b>	54	14	21	35	50	5	0	1
<b>SERGEI SAMSONOV</b>	72	14	15	29	32	2	0	2
<b>CHAD LAROSE</b>	56	11	17	28	24	0	1	0
<b>TOM KOSTOPOULOS</b>	82	8	13	21	106	0	2	0
<b>ROD BRIND'AMOUR</b>	80	9	10	19	36	2	0	2
<b>TIM GLEASON</b>	61	5	14	19	78	1	1	0
<b>ERIK COLE</b>	40	11	5	16	29	2	0	1
<b>PATRICK DWYER</b>	58	7	5	12	6	0	0	2
<b>JOE CORVO</b>	34	4	8	12	10	4	0	0
<b>BRETT CARSON*</b>	54	2	10	12	12	0	0	0
<b>BRYAN RODNEY*</b>	22	1	10	11	8	0	0	0
<b>AARON WARD</b>	60	1	10	11	54	0	0	0
<b>JAMIE MCBAIN*</b>	14	3	7	10	0	1	0	1
<b>ANDREW ALBERTS</b>	62	2	8	10	74	0	0	0
<b>ZACH BOYCHUK*</b>	31	3	6	9	2	0	0	0
<b>STEPHANE YELLE</b>	59	4	3	7	28	0	1	0
<b>JIRI TLUSTY</b>	18	1	5	6	6	0	0	0
<b>JAY HARRISON</b>	38	1	5	6	50	0	0	0
<b>SCOTT WALKER</b>	33	3	2	5	23	1	0	0
<b>NICLAS WALLIN</b>	47	0	5	5	26	0	0	0
<b>BRIAN POTHIER</b>	20	1	3	4	11	0	0	1
<b>CAM WARD</b>	47	0	3	3	0	0	0	0
<b>DRAYSON BOWMAN*</b>	9	2	0	2	4	1	0	0
<b>JEROME SAMSON*</b>	7	0	2	2	10	0	0	0
<b>MANNY LEGACE</b>	28	0	1	1	0	0	0	0
<b>OSKAR OSALA*</b>	1	0	0	0	0	0	0	0
<b>CASEY BORER*</b>	2	0	0	0	0	0	0	0
<b>STEVEN GOERTZEN</b>	6	0	0	0	5	0	0	0
<b>ALEXANDRE PICARD</b>	9	0	0	0	6	0	0	0
<b>JUSTIN PETERS*</b>	9	0	0	0	0	0	0	0
<b>TIM CONBOY</b>	12	0	0	0	24	0	0	0

PLAYER	GOALTENDING					
	GP	MINS	GA	GAA	SO	W-L-OT
<b>CAM WARD</b>	47	2651	119	2.69	0	18-23-5
<b>MANNY LEGACE</b>	28	1472	69	2.81	1	10-7-5
<b>JUSTIN PETERS*</b>	9	488	23	2.83	0	6-3-0
<b>MICHAEL LEIGHTON</b>	7	350	25	4.29	0	1-4-0

## SEASON HIGHLIGHTS

- Goaltender Cam Ward signs a six-year contract extension which begins in 2010-11 and will run through 2015-16 – September 30, 2009.
- Forward Ray Whitney plays his 1,000th NHL regular-season game in the Hurricanes' game at Nassau Coliseum against the New York Islanders – October 21, 2009.
- Forward Eric Staal's 349-game "ironman" streak ends when he misses Carolina's game at Florida. The games-played streak is the longest since the team's relocation, and the second-longest in franchise history – November 4, 2009.
- The Hurricanes name Eric Staal captain and Rod Brind'Amour alternate captain – January 20, 2010.
- All four Hurricanes players – Tim Gleason (USA-silver), Joni Pitkanen (Finland-bronze), Tuomo Ruutu (Finland-bronze) and Eric Staal (Canada-gold) – competing in the 2010 Winter Olympics in Vancouver win medals – February 28, 2010.
- Paul Maurice coaches his 800th game behind the Hurricanes' bench, making him the 10th coach in NHL history to coach 800 games with one franchise – March 16, 2010.
- Forward Brandon Sutter finishes the season with 20 goals and only two penalty minutes, making him the first NHL player since Sergei Berezin (26g, 2 PIM) in 1999-00 to have at least 20 goals while only taking two penalty minutes – April 10, 2010.

# 2008-09 IN REVIEW

## CLOSING GAME ROSTER *vs. New Jersey Devils (away 4/11/09)*

<b>4</b>	Dennis Seidenberg	D	<b>14</b>	Sergei Samsonov	LW	<b>26</b>	Erik Cole	LW	<b>59</b>	Chad LaRose	RW
<b>5</b>	Frantisek Kaberle (injured)	D	<b>15</b>	Tuomo Ruutu	LW	<b>30</b>	Cam Ward	G	<b>63</b>	Dwight Helminen	C
<b>6</b>	Tim Gleason	D	<b>17</b>	Rod Brind'Amour	C	<b>33</b>	Anton Babchuk	D	<b>77</b>	Joe Corvo	D
<b>7</b>	Niclas Wallin	D	<b>18</b>	Ryan Bayda (scratch)	LW	<b>36</b>	Jussi Jokinen	LW			
<b>8</b>	Matt Cullen (injured)	C	<b>20</b>	Michael Ryan (scratch)	C	<b>38</b>	Tim Conboy	D			
<b>12</b>	Eric Staal	C	<b>24</b>	Scott Walker	RW	<b>44</b>	Patrick Eaves	RW			
<b>13</b>	Ray Whitney	LW	<b>25</b>	Joni Pitkanen	D	<b>49</b>	Michael Leighton	G			

## FINAL SOUTHEAST DIVISION STANDINGS

	GP	W	L	OT	GF	GA	PTS
WASHINGTON	82	50	24	8	272	245	108
CAROLINA*	82	45	30	7	239	226	97
FLORIDA	82	41	30	11	234	231	93
ATLANTA	82	35	41	6	257	280	76
TAMPA BAY	82	24	40	18	210	279	66

\*Def. New Jersey in Eastern Conf. Quarterfinals, 4-3; Def. Boston in Eastern Conf. Semifinals, 4-3; Lost to Pittsburgh in Eastern Conf. Finals, 4-0.

## COMPLETE RESULTS *(\*Overtime \*\*Shootout)*

DATE	W/L	SCORE	OPP.	DATE	W/L	SCORE	OPP.
10/10	W	6-4	FLA	1/8	L	2-4	FLA
10/11	W	4-3*	at TB	1/10	L	1-5	at BOS
10/13	L	1-3	DET	1/13	L	1-5	at OTT
10/17	OT	3-4*	at LA	1/15	L	4-6	TOR
10/19	W	3-1	at ANA	1/17	L	1-3	at BUF
10/23	L	1-4	at PIT	1/19	W	2-0	at TOR
10/25	W	4-3	at NYI	1/20	W	2-1	at PIT
10/28	OT	2-3**	at MTL	1/27	L	2-3	at NYR
10/30	W	1-0	at STL	1/29	W	3-2	TB
11/1	L	1-3	EDM	1/31	W	2-0	ATL
11/2	W	6-4	TOR	2/3	L	3-4	at VAN
11/4	W	5-4*	at TOR	2/5	W	4-3**	at SJ
11/6	L	2-3	at WSH	2/7	W	7-2	at PHX
11/7	W	2-1	OTT	2/12	L	0-5	FLA
11/9	L	2-5	ATL	2/14	L	1-5	CBJ
11/12	L	1-5	WSH	2/15	W	3-0	at BUF
11/14	L	2-3	at ATL	2/17	L	1-5	BOS
11/16	W	3-2**	TB	2/19	W	6-2	at NYI
11/18	W	2-1	MTL	2/20	W	4-1	TB
11/21	W	5-2	PHX	2/22	W	t-2	COL
11/23	L	2-5	NSH	2/24	L	2-4	at OTT
11/24	L	2-3	at FLA	2/26	W	2-1**	BUF
11/26	L	1-3	PHI	2/28	L	3-5	at ATL
11/28	W	3-2*	at PHI	3/3	W	5-2	at WSH
11/30	L	1-4	ANA	3/6	W	6-1	CGY
12/4	L	2-5	PIT	3/7	W	9-3	at TB
12/6	OT	1-2*	PHI	3/9	W	3-0	NYR
12/7	W	3-1	WSH	3/11	OT	2-3**	at CHI
12/11	OT	5-6**	at PHI	3/12	L	2-3	at DAL
12/13	OT	2-3**	at NYR	3/14	OT	4-5**	at WSH
12/16	W	3-2	MTL	3/18	W	4-2	NJ
12/18	W	2-1*	FLA	3/20	W	5-4	NYI
12/20	L	2-4	at BOS	3/21	W	4-1	WSH
12/21	W	3-2*	at MTL	3/23	W	3-2*	at FLA
12/23	L	2-3	at MIN	3/25	W	2-1	OTT
12/26	W	5-4	at ATL	3/28	W	2-1	at NJ
12/27	L	2-4	BOS	4/2	W	4-2	NYR
12/31	W	3-1	ATL	4/4	W	3-2*	PIT
1/2	W	2-1	STL	4/7	W	9-0	NYI
1/3	W	3-2	at TB	4/9	L	1-5	BUF
1/6	W	3-2	NJ	4/11	L	2-3	at NJ

## MAJOR TRADES

**07/01/08** – Acquired defenseman Joni Pitkanen from Edmonton in exchange for forward Erik Cole.

**02/07/09** – Acquired forward Jussi Jokinen from Tampa Bay in exchange for forward/defenseman Wade Brookbank, defenseman Josef Melichar and a fourth-round pick in 2009.

**03/04/09** – Acquired forward Patrick O'Sullivan and Calgary's second-round pick in 2009 from Los Angeles in exchange for forward Justin Williams; traded O'Sullivan and Carolina's second-round pick in 2009 to Edmonton for forward Erik Cole and Edmonton's fifth-round pick in 2009.

## FINAL STATISTICS *(Hurricanes games only)*

PLAYER	SCORING <i>(*Rookies)</i>						
	GP	G	A	PTS	PIM	PP	SH
RAY WHITNEY	82	24	53	77	32	7	0
ERIC STAAL	82	40	35	75	50	14	1
TUOMO RUUTU	79	26	28	54	79	10	0
ROD BRIND'AMOUR	80	16	35	51	36	6	1
SERGEI SAMSONOV	81	16	32	48	28	3	0
MATT CULLEN	69	22	21	43	20	4	2
JOE CORVO	81	14	24	38	18	8	1
ANTON BABCHUK	72	16	19	35	16	9	0
JONI PITKANEN	71	7	26	33	58	2	0
CHAD LAROSE	81	19	12	31	35	0	2
DENNIS SEIDENBERG	70	5	25	30	37	2	0
SCOTT WALKER	41	5	10	15	39	1	0
ERIK COLE	17	2	13	15	10	0	0
PATRICK EAVES	74	6	8	14	31	1	1
RYAN BAYDA	70	5	7	12	26	0	0
TIM GLEASON	70	0	12	12	68	0	0
JUSSI JOKINEN	25	1	10	11	12	0	0
JUSTIN WILLIAMS	32	3	7	10	9	2	0
NICLAS WALLIN	64	2	8	10	42	0	0
FRANTISEK KABERLE	30	1	7	8	8	1	0
BRANDON SUTTER*	50	1	5	6	16	0	0
JOSEF MELICHAR	15	0	4	4	8	0	0
DAN LACOUTURE	11	2	0	2	10	0	0
DWIGHT HELMINEN*	23	1	1	2	0	0	0
MICHAEL RYAN	18	0	2	2	2	0	0
BRYAN RODNEY*	8	0	2	2	2	0	0
WADE BROOKBANK	27	1	0	1	40	0	0
PATRICK DWYER*	13	1	0	1	0	0	0
TIM CONBOY	28	0	1	1	37	0	0
JAKUB PETRUZALEK*	2	0	1	1	0	0	0
CAM WARD	68	0	1	1	4	0	0
BRETT CARSON*	5	0	0	0	4	0	0
CASEY BORER*	3	0	0	0	5	0	0
ZACH BOYCHUK*	2	0	0	0	0	0	0
MICHAEL LEIGHTON	19	0	0	0	4	0	0

## GOALTENDING

PLAYER	GP	MINS	GA	GAA	SO	W-L-OT
CAM WARD	68	3928	160	2.44	6	39-23-5
MICHAEL LEIGHTON	19	1029	50	2.92	0	6-7-2

## SEASON HIGHLIGHTS

- Paul Maurice is named head coach and Ron Francis is named associate head coach; Peter Laviolette relieved of his head coaching duties – December 3, 2008.

- The Hurricanes score a 9-3 win at TB, marking the most goals in a game for the team since relocating to North Carolina. Eric Staal scores four goals, marking the first time a player had scored four goals in a game since relocation, and the third time the feat was accomplished in franchise history. Staal's six points set a Hurricanes record and tie the franchise record for points in a game – March 7, 2009.

- Cam Ward earns his 39th win of the season in Carolina's 9-0 rout of the NY Islanders. For Ward, the win breaks Martin Gerber's franchise record of 38 wins in a season. For the Hurricanes, it marks their 45th win of the regular season - the second-best wins total in franchise history – April 7, 2009.

- The Hurricanes' franchise-record 12-game home winning streak is snapped. The 12-game home winning streak shatters the previous record of nine games – April 9, 2009.

- "The Shock at the Rock" – Trailing 3-2 with 1:20 remaining in regulation, Jussi Jokinen scores the tying goal in Game 7 of the Eastern Conference Quarterfinals at New Jersey's Prudential Center. Eric Staal then beats Martin Brodeur with 32 seconds remaining, and the Hurricanes advance to the second round – April 28, 2009.

- Scott Walker beats Tim Thomas 18:46 into overtime of Game 7 of the Eastern Conference Semifinals at TD Banknorth Garden to give the Hurricanes a 3-2 win. Carolina becomes just the fourth team to advance to the Eastern Conference Finals three times in the first decade of the 2000s, joining NJ, PHI and PIT in that group.

## CLOSING GAME ROSTER vs. Florida Panthers (home 4/7/07)

<b>2</b>	Glen Wesley	D	<b>12</b>	Eric Staal	C	<b>24</b>	Scott Walker	RW	<b>44</b>	Patrick Eaves (injured)	RW
<b>4</b>	Dennis Seidenberg	D	<b>13</b>	Ray Whitney	LW	<b>26</b>	Erik Cole	LW	<b>45</b>	David Tanabe (injured)	D
<b>5</b>	Frantisek Kaberle	D	<b>14</b>	Sergei Samsonov	LW	<b>28</b>	Andrew Hutchinson	D	<b>47</b>	John Grahame	G
<b>6</b>	Bret Hedican	D	<b>15</b>	Tuomo Ruutu	LW	<b>30</b>	Cam Ward	G	<b>51</b>	Jeff Hamilton (scratch)	F
<b>7</b>	Niclas Wallin	D	<b>17</b>	Rod Brind'Amour (injured)	C	<b>37</b>	Keith Aucoin	RW	<b>59</b>	Chad LaRose	RW
<b>8</b>	Matt Cullen	C	<b>18</b>	Ryan Bayda	LW	<b>38</b>	Tim Conboy (scratch)	D	<b>77</b>	Joe Corvo	D
<b>11</b>	Justin Williams (injured)	RW	<b>19</b>	Trevor Letowski	RW	<b>42</b>	Tim Gleason	D			

## FINAL SOUTHEAST DIVISION STANDINGS

	GP	W	L	OT	GF	GA	PTS
WASHINGTON	82	43	31	8	242	231	94
CAROLINA*	82	43	33	6	252	249	92
FLORIDA	82	38	35	9	216	226	85
ATLANTA	82	34	40	8	216	272	76
TAMPA BAY	82	31	42	9	223	267	71

\*Did not make playoffs.

## COMPLETE RESULTS (\*Overtime \*\*Shootout)

DATE	W/L	SCORE	OPP.	DATE	W/L	SCORE	OPP.
10/3	OT	2-3*	MTL	1/2	OT	4-5*	ATL
10/5	W	4-1	PIT	1/4	W	4-3	at ATL
10/6	L	0-2	at WSH	1/5	L	0-1	at STL
10/9	W	7-1	at TOR	1/8	W	1-0	at BOS
10/11	W	5-3	at OTT	1/10	L	1-4	NJ
10/13	W	3-1	at MTL	1/12	L	4-5	COL
10/19	OT	3-4**	at PIT	1/15	L	4-5	at TOR
10/20	OT	2-3*	at PHI	1/17	L	1-5	at OTT
10/22	W	3-1	VAN	1/18	W	7-2	EDM
10/24	W	6-2	BUF	1/21	W	3-2*	at NYI
10/26	L	4-7	MTL	1/22	L	3-6	NYI
10/27	W	8-3	at NYI	1/29	W	3-1	NYR
10/31	L	2-4	at FLA	1/31	W	3-2*	TOR
11/3	W	4-2	FLA	2/2	L	1-4	at PIT
11/5	W	5-0	WSH	2/5	L	0-1	at NSH
11/8	L	1-5	TB	2/8	W	2-1	at WSH
11/10	W	5-3	at ATL	2/9	L	1-6	at NJ
11/12	W	4-3	at FLA	2/12	W	3-2	at BOS
11/14	L	1-6	at TB	2/14	W	4-2	PIT
11/16	L	0-3	ATL	2/16	W	5-4	FLA
11/17	W	2-1	FLA	2/18	L	1-5	at NJ
11/21	L	3-6	PHI	2/19	OT	2-3**	BOS
11/23	W	4-3	TB	2/21	W	5-3	ATL
11/24	L	2-5	at WSH	2/23	W	6-3	WSH
11/28	L	1-3	PHI	2/26	W	2-1*	NJ
11/30	W	4-3	WSH	2/28	L	2-4	NYR
12/1	L	1-8	at BUF	3/1	W	5-1	TB
12/3	W	4-0	at NYR	3/5	W	6-3	at ATL
12/6	L	1-2	at TB	3/6	W	3-2	MIN
12/8	W	5-1	at MTL	3/8	W	4-3*	BUF
12/9	L	2-5	at DET	3/12	W	3-0	at CHI
12/12	L	0-6	OTT	3/14	L	1-7	at BUF
12/14	L	3-4	CGY	3/16	W	5-1	OTT
12/15	W	6-5**	at PHI	3/19	W	5-3	at ATL
12/18	W	3-2*	TOR	3/20	W	2-1**	at FLA
12/20	L	4-5	at FLA	3/25	OT	2-3**	WSH
12/22	W	4-1	at TB	3/28	W	7-1	ATL
12/26	L	2-4	at NYR	3/29	L	1-2	at TB
12/28	W	4-3	BOS	4/1	L	1-4	at WSH
12/29	L	1-4	at CBJ	4/2	W	6-2	TB
12/31	L	1-4	NYI	4/4	L	3-4	FLA

## MAJOR TRADES

**01/08/08** – Claimed forward Sergei Samsonov on re-entry waivers from Chicago.

**01/17/08** – Traded forward Craig Adams to Chicago for future considerations.

**01/31/08** – Acquired forward Joe Jensen from Pittsburgh in exchange for forward David Gove.

**02/11/08** – Acquired defenseman Joe Corvo and forward Patrick Eaves from Ottawa in exchange for defenseman Mike Commodore and forward Cory Stillman.

**02/26/08** – Acquired forward Tuomo Ruutu from Chicago in exchange for forward Andrew Ladd.

## FINAL STATISTICS (Hurricanes games only)

	SCORING (*Rookies)							
PLAYER	GP	G	A	PTS	PIM	PP	SH	GW
ERIC STAAL	82	38	44	82	50	14	0	7
RAY WHITNEY	66	25	36	61	30	6	0	4
ERIK COLE	73	22	29	51	76	10	0	4
ROD BRIND'AMOUR	59	19	32	51	38	6	0	4
MATT CULLEN	59	13	36	49	32	8	0	1
CORY STILLMAN	55	21	25	46	14	10	0	6
SERGEI SAMSONOV	38	14	18	32	10	3	0	2
SCOTT WALKER	58	14	18	32	115	4	2	4
JUSTIN WILLIAMS	37	9	21	30	43	2	0	0
JEFF HAMILTON	58	9	15	24	10	7	0	1
CHAD LAROSE	58	11	12	23	46	0	1	2
FRANTISEK KABERLE	80	0	22	22	30	0	0	0
JOSEPH CORVO	23	7	14	21	8	5	0	2
TIM GLEASON	80	3	16	19	84	0	0	0
ANDREW LADD	43	9	9	18	31	0	0	1
TREVOR LETOWSKI	75	9	9	18	30	0	1	1
BRET HEDICAN	66	2	15	17	70	0	0	0
DENNIS SEIDENBERG	47	0	15	15	18	0	0	0
KEITH AUCOIN	38	5	8	13	10	0	0	0
MIKE COMMODORE	41	3	9	12	74	0	0	0
TUOMO RUUTU	17	4	7	11	16	3	0	0
NICLAS WALLIN	66	2	6	8	54	0	0	0
GLEN WESLEY	78	1	7	8	52	0	0	1
RYAN BAYDA	31	3	3	6	28	0	0	0
CRAIG ADAMS	40	2	3	5	34	0	0	0
PATRICK EAVES	11	1	4	5	4	1	0	0
TIM CONBOY*	19	0	5	5	60	0	0	0
CASEY BORER*	11	1	2	3	4	0	0	0
DAVID TANABE	18	1	2	3	8	0	0	0
WADE BROOKBANK	32	1	1	2	76	0	0	0
JOE JENSEN*	6	1	0	1	2	0	0	1
BRANDON NOLAN*	6	0	1	1	0	0	0	0
JOHN GRAHAME	17	0	1	1	4	0	0	0
CAM WARD	69	0	1	1	4	0	0	0
JOEY MORMINA*	1	0	0	0	0	0	0	0
MICHAEL LEIGHTON	3	0	0	0	0	0	0	0

## GOALTENDING

PLAYER	GP	MINS	GA	GAA	SO	W-L-OT
MICHAEL LEIGHTON	3	158	7	2.66	0	1-1-0
CAM WARD	69	3930	180	2.75	4	37-25-5
JOHN GRAHAME	17	848	53	3.75	0	5-7-1

## SEASON HIGHLIGHTS

- Forward Eric Staal becomes the sixth-fastest player in franchise history (268 games) to score 100 goals when he beats Johan Holmqvist in a 4-3 win vs. TB – November 23, 2007.

- Eric Staal represents the Eastern Conference at the NHL All-Star Game in Atlanta. Staal is named the Game's Most Valuable Player with two goals and an assist on Marc Savard's game-winner, helping the Eastern Conference to an 8-7 win. It marks the first All-Star Game MVP for a player in franchise history – January 27, 2008.

- Defenseman Glen Wesley passes Tim Horton (1,446) on the NHL's all-time games played list for defensemen – March 12, 2008.

- Glen Wesley announces his retirement as a player and is named director of defenseman development. President/General Manager Jim Rutherford announces that Wesley's No. 2 jersey would be retired to the RBC Center rafters – June 5, 2008.



# 2006-07 IN REVIEW

## CLOSING GAME ROSTER *vs. Florida Panthers (home 4/7/07)*

<b>2</b>	Glen Wesley	D	<b>12</b>	Eric Staal	C	<b>26</b>	Erik Cole	LW	<b>59</b>	Chad LaRose	RW
<b>4</b>	Dennis Seidenberg	D	<b>13</b>	Ray Whitney	LW	<b>27</b>	Craig Adams	RW	<b>61</b>	Cory Stillman	LW
<b>5</b>	Frantisek Kaberle	D	<b>16</b>	Andrew Ladd	LW	<b>28</b>	Andrew Hutchinson	D	<b>63</b>	Josef Vasicek	C
<b>6</b>	Bret Hedican (injured)	D	<b>17</b>	Rod Brind'Amour	C	<b>30</b>	Cam Ward	G	<b>77</b>	Anson Carter (scratch)	RW
<b>7</b>	Niclas Wallin	D	<b>19</b>	Trevor Letowski	RW	<b>45</b>	David Tanabe	D			
<b>8</b>	Tim Gleason (injured)	C	<b>22</b>	Mike Commodore	D	<b>47</b>	John Grahame	G			
<b>11</b>	Justin Williams	RW	<b>24</b>	Scott Walker	RW	<b>48</b>	Anton Babchuk (scratch)	D			

## FINAL SOUTHEAST DIVISION STANDINGS

	GP	W	L	OT	GF	GA	PTS
ATLANTA	82	43	28	11	246	245	97
TAMPA BAY	82	44	33	5	253	261	93
CAROLINA*	82	40	34	8	241	253	88
FLORIDA	82	35	31	16	247	257	86
WASHINGTON	82	28	40	14	235	286	70

\*Did not make playoffs.

## COMPLETE RESULTS *(\*Overtime \*\*Shootout)*

DATE	W/L	SCORE	OPP.	DATE	W/L	SCORE	OPP.
10/4	OT	2-3**	BUF	1/2	L	0-3	PIT
10/6	L	0-4	NJ	1/4	L	0-2	PHX
10/7	L	2-5	at WSH	1/6	W	4-2	NYI
10/11	L	3-6	at FLA	1/9	W	4-1	at TOR
10/13	W	4-3	at ATL	1/11	W	6-4	FLA
10/14	W	5-1	at PIT	1/13	OT	3-4**	ATL
10/16	W	5-1	at TB	1/16	W	3-2*	at FLA
10/20	L	4-5	at BUF	1/18	L	2-5	WSH
10/21	OT	3-4*	at NYI	1/20	OT	5-6**	TB
10/25	W	5-4*	ATL	1/26	W	6-2	WSH
10/26	L	1-5	at TB	1/27	L	3-7	at WSH
10/28	W	6-4	TB	1/30	L	1-4	TOR
11/1	W	5-2	at ATL	2/1	L	0-4	TB
11/2	L	0-4	MTL	2/3	OT	3-4*	BOS
11/4	W	3-2	at OTT	2/6	W	2-1	at MTL
11/7	OT	2-3**	at NJ	2/8	W	5-2	at BOS
11/9	W	5-0	WSH	2/10	L	4-5	at MIN
11/11	W	6-2	PIT	2/13	W	2-1	LA
11/13	L	4-7	BUF	2/15	L	1-4	NYR
11/15	W	2-1	NYR	2/17	W	5-3	at MTL
11/17	W	4-1	at WSH	2/20	L	1-3	ATL
11/18	W	5-4	DAL	2/22	W	3-2*	PHI
11/21	L	0-4	at NYR	2/24	W	4-1	at ATL
11/22	L	2-4	at NYI	2/27	L	2-4	OTT
11/24	W	5-1	at BOS	2/28	L	0-2	at OTT
11/28	L	1-4	OTT	3/2	W	3-2	PIT
11/30	W	4-2	MTL	3/4	L	1-3	at ATL
12/2	W	5-2	BOS	3/9	W	3-0	at WSH
12/5	L	0-3	at CGY	3/11	L	1-2**	at NYR
12/6	L	1-3	at EDM	3/13	W	3-1	FLA
12/8	OT	3-4*	at VAN	3/15	L	2-3	NJ
12/11	L	2-5	at COL	3/17	W	7-2	at NJ
12/15	L	3-4	TOR	3/22	W	4-3	WSH
12/16	W	3-2	at TB	3/24	W	6-4	SJ
12/19	W	2-1	at PHI	3/27	L	1-6	at TOR
12/22	W	5-1	NYI	3/28	L	1-5	at PHI
12/23	W	3-2*	at FLA	3/30	L	2-4	TB
12/26	W	4-2	FLA	4/1	W	4-3*	at FLA
12/28	L	1-4	at BUF	4/3	L	2-3	at TB
12/29	W	4-2	ANA	4/6	L	1-4	ATL
12/31	L	2-5	PHI	4/7	W	5-4*	FLA

## MAJOR TRADES

**09/29/06** – Acquired forward Eric Belanger and defenseman Tim Gleason from LA in exchange for the rights to defenseman Jack Johnson and defenseman Oleg Tverdovsky.

**01/08/07** – Acquired defenseman Dennis Seidenberg from PHX in exchange for forward Kevyn Adams.

**02/09/07** – Acquired forward Josef Vasicek from NSH in exchange for forward Eric Belanger.

**02/23/07** – Acquired forward Anson Carter from CBJ in exchange for a 2008 fifth-round draft pick.

## FINAL STATISTICS *(Hurricanes games only)*

PLAYER	SCORING						
	GP	G	A	PTS	PIM	PP	SH
RAY WHITNEY	81	32	51	83	46	6	0
ROD BRIND'AMOUR	78	26	56	82	46	9	2
ERIC STAAL	82	30	40	70	68	12	1
JUSTIN WILLIAMS	82	33	34	67	73	12	2
ERIK COLE	71	29	32	61	76	9	0
SCOTT WALKER	81	21	30	51	45	6	0
MIKE COMMODORE	82	7	22	29	113	0	2
CORY STILLMAN	43	5	22	27	24	1	0
ANDREW LADD	65	11	10	21	46	2	0
ERIC BELANGER	56	8	12	20	14	3	0
CHAD LAROSE	80	6	12	18	10	0	2
DAVID TANABE	60	5	12	17	44	2	0
CRAIG ADAMS	82	7	7	14	54	0	1
ANDREW HUTCHINSON	41	3	11	14	30	2	0
ANTON BABCHUK	52	2	12	14	30	0	0
GLEN WESLEY	68	1	12	13	56	0	1
NICLAS WALLIN	67	2	8	10	48	0	0
BRET HEDICAN	50	0	10	10	36	0	0
JOSEF VASICEK	25	2	7	9	22	0	0
FRANTISEK KABERLE	27	2	6	8	20	1	0
TREVOR LETOWSKI	61	2	6	8	18	0	0
TIM GLEASON	57	2	4	6	57	1	0
DENNIS SEIDENBERG	20	1	5	6	2	0	0
KEVYN ADAMS	35	2	2	4	17	0	1
JOHN GRAHAME	28	0	3	3	2	0	0
RYAN BAYDA	9	1	1	2	0	0	0
KEITH AUCOIN	8	0	1	1	2	0	0
ANSON CARTER	10	1	0	1	2	1	0
CAM WARD	60	0	1	1	6	0	0
DAVID GOVE	1	0	0	0	0	0	0

## GOALTENDING

PLAYER	GP	MINS	GA	GAA	SO	W-L-OT
JOHN GRAHAME	28	1515	72	2.85	0	10-13-2
CAM WARD	60	3422	167	2.93	2	30-21-6

## SEASON HIGHLIGHTS

- The Hurricanes open the season against their 2006 Eastern Conference Finals opponent, Buffalo, and raise their 2006 Stanley Cup Champions banner to the RBC Center's rafters in front of an overflow crowd of 18,840 – October 4, 2006.
- Hurricanes goaltender Cam Ward records his first NHL regular-season shutout as Carolina scores a 5-0 win vs. Washington – November 9, 2006.
- Hurricanes forwards Eric Staal and Justin Williams represent the Eastern Conference at the NHL All-Star Game in Dallas, each notching a goal. It marks the first time since 1999 that two members of the Hurricanes have gone to an All-Star Game – January 24, 2007.
- Ray Whitney sets a franchise record scoring three even-strength goals in a 1:40 span in the second period of Carolina's 5-2 win at Boston. The feat marks the fastest three even-strength goals in the NHL since Bill Mosienko scored three times in :21 in his Blackhawks' 7-6 win at NY Rangers, March 23, 1952 – February 8, 2007.
- Hurricanes establish a new single-season attendance record of more than 650,000 fans when they host an overflow crowd of 18,763 against San Jose. Carolina finishes the season having hosted 712,861 fans in its 41 home games, an average of 17,387 fans per game and 93.3% of the RBC Center's capacity – March 24, 2007.
- Rod Brind'Amour wins the Frank J. Selke Trophy at the NHL Awards in Toronto – June 14, 2007.

## CLOSING GAME ROSTER vs. *Buffalo Sabres (home 4/18/06)*

<b>2</b>	Glen Wesley	D	<b>12</b>	Eric Staal	C	<b>24</b>	Andrew Hutchinson (scratch)	D	<b>59</b>	Chad LaRose	RW
<b>4</b>	Aaron Ward	D	<b>13</b>	Ray Whitney (injured)	LW	<b>26</b>	Erik Cole (injured)	LW	<b>61</b>	Cory Stillman	LW
<b>5</b>	Frantisek Kaberle	D	<b>14</b>	Kevyn Adams	C	<b>27</b>	Craig Adams	RW	<b>63</b>	Josef Vasicek	C
<b>6</b>	Bret Hedican	D	<b>16</b>	Andrew Ladd (scratch)	LW	<b>29</b>	Martin Gerber	G	<b>70</b>	Oleg Tverdovsky	D
<b>7</b>	Niclas Wallin	D	<b>17</b>	Rod Brind'Amour	C	<b>30</b>	Cam Ward	G			
<b>8</b>	Matt Cullen	C	<b>18</b>	Mark Recchi	RW	<b>39</b>	Doug Weight	C			
<b>11</b>	Justin Williams	RW	<b>22</b>	Mike Commodore	D	<b>48</b>	Anton Babchuk (scratch)	D			

## FINAL SOUTHEAST DIVISION STANDINGS

	GP	W	L	OT	GF	GA	PTS
CAROLINA*	82	52	22	8	294	260	112
TAMPA BAY	82	43	33	6	252	260	92
ATLANTA	82	41	33	8	281	275	90
FLORIDA	82	37	34	11	240	257	85
WASHINGTON	82	29	41	12	237	306	70

\*Def. Montreal in Eastern Conference Quarterfinals, 4-2; Def. New Jersey in Eastern Conference Semifinals, 4-1; Def. Buffalo in Eastern Conference Finals, 4-3; Def. Edmonton in Stanley Cup Final 4-3.

## COMPLETE RESULTS (\*Overtime \*\*Shootout)

DATE	W/L	SCORE	OPP.	DATE	W/L	SCORE	OPP.
10/5	L	2-5	at TB	1/10	W	3-2	DET
10/7	W	3-2**	PIT	1/13	W	5-4*	NSH
10/8	L	2-3	at NYI	1/15	W	4-2	STL
10/12	W	7-2	WSH	1/17	W	4-3**	at PHI
10/15	W	6-1	at NJ	1/19	W	4-3	NYI
10/20	OT	4-5*	at TOR	1/21	L	2-5	at WSH
10/22	W	4-0	at WSH	1/23	W	7-3	MTL
10/24	W	3-2	OTT	1/25	W	4-3**	at FLA
10/26	W	4-3*	BOS	1/26	W	5-1	at ATL
10/28	W	8-6	PHI	1/28	W	4-1	ATL
10/29	W	5-3	at PIT	1/31	W	8-2	at MTL
11/3	W	4-3	TOR	2/3	L	0-3	at NJ
11/5	W	2-0	FLA	2/5	W	4-3**	at BOS
11/9	W	5-3	at BUF	2/9	L	3-5	at TB
11/11	W	1-0	at FLA	2/10	L	3-4	PIT
11/12	L	0-9	ATL	2/12	W	4-3**	BUF
11/15	W	2-1	at OTT	3/1	W	4-3	BOS
11/17	W	5-1	NYR	3/3	W	5-2	FLA
11/19	L	3-4	at NYR	3/4	W	7-5	at PIT
11/20	L	2-5	TB	3/6	W	2-1	at NYR
11/22	L	3-5	OTT	3/8	OT	2-3**	at PHI
11/25	W	4-3**	TOR	3/10	L	3-5	at FLA
11/27	L	2-5	ATL	3/11	OT	3-4*	at FLA
11/29	W	4-3*	at ATL	3/14	W	5-3	NYR
12/2	OT	4-5**	at DAL	3/16	W	5-1	at MTL
12/3	L	4-8	at PHX	3/18	L	2-4	at BOS
12/6	W	6-2	at ANA	3/21	L	2-3	at TOR
12/8	W	3-2	at LA	3/22	W	4-3	at BUF
12/10	L	3-4	at SJ	3/25	L	1-3	WSH
12/13	W	5-3	CHI	3/27	W	2-1	TB
12/15	W	2-1	CBJ	3/29	L	1-5	WSH
12/17	W	4-1	NJ	3/31	W	3-2	FLA
12/20	W	6-4	TB	4/1	L	2-5	at ATL
12/23	W	4-3	FLA	4/3	W	6-5*	WSH
12/26	OT	4-5*	at TB	4/5	W	4-3**	at WSH
12/28	L	2-6	at OTT	4/7	W	4-3	at WSH
12/29	OT	3-4*	PHI	4/8	L	2-5	at ATL
12/31	W	5-3	MTL	4/11	OT	3-4*	NJ
1/4	W	4-3	ATL	4/14	W	5-4**	TB
1/6	W	4-1	NYI	4/15	OT	2-3*	at TB
1/7	W	3-0	at NYI	4/18	L	0-4	BUF

## MAJOR TRADES

**07/29/05** – Acquired defenseman Mike Commodore from CGY in exchange for a third-round pick in 2005.

**01/20/06** – Acquired defenseman Anton Babchuk and a fourth-round pick in 2007 from CHI in exchange for defenseman Danny Richmond and a fourth-round pick in 2006.

**01/30/06** – Acquired forward Doug Weight and defenseman Erkki Rajamaki from STL in exchange for forwards Jesse Boulerice, Mike Zigomanis and Magnus Kahnberg, CAR's first-round pick in 2006, TOR's fourth-round pick in 2006 and CHI's fourth-round pick in 2007.

**03/09/06** – Acquired forward Mark Recchi from PIT in exchange for forwards Niklas Nordgren, Krystofer Kolanos and Carolina's second-round pick in 2007.

## FINAL STATISTICS (Hurricanes)

	SCORING (*Rookies)							
PLAYER	GP	G	A	PTS	PIM	PP	SH	GW
ERIC STAAL	82	45	55	100	81	19	4	4
JUSTIN WILLIAMS	82	31	45	76	60	8	4	4
CORY STILLMAN	72	21	55	76	32	10	0	3
ROD BRIND'AMOUR	78	31	39	70	68	19	2	5
ERIK COLE	60	30	29	59	54	3	3	8
RAY WHITNEY	63	17	38	55	42	12	0	2
MATT CULLEN	78	25	24	49	40	8	0	5
FRANTISEK KABERLE	77	6	38	44	46	1	0	3
BRET HEDICAN	74	5	22	27	58	2	1	1
AARON WARD	71	6	19	25	62	0	0	1
KEVYN ADAMS	82	15	8	23	36	0	2	2
OLEG TVERDOVSKY	72	3	20	23	37	0	0	0
CRAIG ADAMS	67	10	11	21	51	1	1	2
DOUG WEIGHT	23	4	9	13	25	2	0	0
MIKE COMMODORE	72	3	10	13	138	0	0	2
CHAD LAROSE*	49	1	12	13	35	0	0	1
ANDREW LADD*	29	6	5	11	4	3	0	0
ANDREW HUTCHINSON*	36	3	8	11	18	2	0	0
GLEN WESLEY	64	2	8	10	46	0	0	0
JOSEF VASICEK	23	4	5	9	8	0	0	0
NICLAS WALLIN	50	4	4	8	42	0	0	0
MARK RECCHI	20	4	3	7	12	2	0	1
NIKLAS NORDGREN	43	4	2	6	30	0	0	0
ANTON BABCHUK*	22	3	2	5	6	2	0	0
RADIM VRBATA	16	2	3	5	6	1	0	0
CAM WARD*	28	0	2	2	0	0	0	0
MARTIN GERBER	60	0	2	2	4	0	0	0
MIKE ZIGOMANIS	21	1	0	1	4	0	0	0
DAVID GOVE	1	0	1	1	0	0	0	0
KEITH AUCOIN	7	0	1	1	4	0	0	0
DANNY RICHMOND	10	0	1	1	7	0	0	0
JESSE BOULERICE	26	0	0	0	51	0	0	0

## GOALTENDING

PLAYER	GP	MINS	GA	GAA	SO	W-L-OT
MARTIN GERBER	60	3493	162	2.78	3	38-14-6
CAM WARD	28	1484	91	3.68	0	14-8-2

## SEASON HIGHLIGHTS

- NHL Board of Governors ratifies new six-year Collective Bargaining Agreement with the NHL Players' Association – July 22, 2005.
- Carolina wins its ninth straight game, marking the second nine-game win streak of the season and in franchise history. Carolina becomes just the fifth team in NHL history to post two win streaks of nine games or more in a single season – January 19, 2006.
- Hurricanes win 8-2 at Montreal for their 13th win in January and become the seventh team in NHL history to win 13 games in a month – January 31, 2006.
- Hurricanes clinch their third Southeast Division title with a 3-2 win against Florida.
- Carolina would go on to a 55-22-8 record, finishing second in the Eastern Conference and setting franchise highs for wins and points (112) in a season – March 31, 2006.
- Cory Stillman scores 1:19 into overtime at Montreal to advance Carolina into the Eastern Conference Semifinals – May 2, 2006.
- Cam Ward earns his first NHL shutout as Carolina wins 6-0 in Game 1 of the Eastern Conference Semifinals. Hurricanes would go on to win series 4-1 – May 5, 2006.
- Carolina defeats Buffalo 4-2 in Game 7 of the Eastern Conference Finals to advance to its second Stanley Cup Final – June 1, 2006.
- Justin Williams' empty-net goal with 1:01 remaining secures the Hurricanes' 3-1 win in Game 7 of the Stanley Cup Final against Edmonton and gives the franchise its first Stanley Cup championship – June 19, 2006.

# 2003-04 IN REVIEW

## CLOSING GAME ROSTER *vs. Florida Panthers (away 4/4/04)*

<b>1</b>	Arturs Irbe	G	<b>15</b>	Marty Murray	C	<b>25</b>	Bruno St. Jacques	D	<b>62</b>	Jaroslav Svoboda	LW
<b>2</b>	Glen Wesley	D	<b>14</b>	Kevyn Adams	C	<b>26</b>	Erik Cole	LW	<b>63</b>	Josef Vasicek	C
<b>4</b>	Aaron Ward	D	<b>17</b>	Rod Brind'Amour	C	<b>27</b>	Craig Adams	RW	<b>80</b>	Kevin Weekes	G
<b>6</b>	Bret Hedican	D	<b>18</b>	Mike Zigomanis	C	<b>36</b>	Jesse Boulerice	RW	<b>92</b>	Jeff O'Neill	C
<b>7</b>	Niclas Wallin	D	<b>19</b>	Radim Vrbata	RW	<b>38</b>	Allan Rourke	D			
<b>11</b>	Justin Williams	RW	<b>22</b>	Sean Hill	D	<b>47</b>	Brad Fast	D			
<b>12</b>	Eric Staal	C	<b>23</b>	Pavel Brendl	RW	<b>52</b>	Damian Surma	C			

## FINAL SOUTHEAST DIVISION STANDINGS

	GP	W	L	T	OTL	GF	GA	PTS
TAMPA BAY	82	46	22	8	6	245	192	106
ATLANTA	82	33	37	8	4	214	243	78
CAROLINA*	82	28	34	14	6	172	209	76
FLORIDA	82	28	35	15	4	188	221	75
WASHINGTON	82	23	46	10	3	186	253	59

\*Did not make playoffs.

## COMPLETE RESULTS *(\*Overtime)*

DATE	W/L	SCORE		OPP.	DATE	W/L	SCORE		OPP.
10/9	L	1-3	at	FLA	1/9	L	1-4	at	WSH
10/11	L	1-2		NJ	1/11	T	2-2*		OTT
10/13	T	2-2*		FLA	1/15	L	4-5	at	TB
10/18	T	2-2*	at	NYR	1/16	W	4-3	at	ATL
10/22	T	1-1*	at	PIT	1/18	L	2-5		ATL
10/23	W	2-0	at	BOS	1/20	L	1-3		OTT
10/25	T	4-4*	at	PHI	1/21	W	2-1	at	NJ
10/28	W	3-0		SJ	1/23	L	2-3		NYI
10/30	L	1-4	at	NYR	1/25	L	2-4		BUF
11/1	L	3-4	at	TB	1/27	W	2-0	at	TOR
11/2	L	1-2		TOR	1/29	L	3-5		WSH
11/6	W	6-3		NYR	1/31	T	4-4*	at	DET
11/8	W	3-2*		LA	2/3	L	1-3	at	COL
11/9	T	1-1*		TB	2/4	L	2-3	at	ANA
11/12	L	1-7	at	WSH	2/12	T	3-3*		WSH
11/13	W	5-1		ATL	2/14	L	1-4	at	NJ
11/15	L	1-2		WSH	2/16	W	3-1		FLA
11/18	T	2-2*		PHI	2/19	OTL	1-2*		TOR
11/20	L	6-1	at	OTT	2/21	T	3-3*		BOS
11/21	L	0-5	at	BUF	2/23	W	2-1	at	TOR
11/23	T	0-0*		TB	2/25	W	2-1	at	WSH
11/26	W	2-0	at	NYI	2/28	OTL	0-1	at	MTL
11/28	L	2-4	at	PHI	2/29	T	3-3	at	MIN
11/29	W	4-3		PIT	3/2	L	0-3		CBJ
12/3	OTL	1-2*		NSH	3/5	W	3-2*	at	ATL
12/5	T	1-1*		MTL	3/6	L	1-4		NJ
12/6	L	1-3	at	MTL	3/8	W	4-1	at	CBJ
12/9	W	3-2	at	EDM	3/10	L	2-4		TB
12/11	L	1-0	at	CGY	3/12	W	4-2		ATL
12/14	OTL	1-2*	at	VAN	3/13	W	5-1	at	TB
12/18	W	2-1*		PIT	3/15	OTL	0-1*	at	ATL
12/20	W	2-1	at	BOS	3/17	W	3-2	at	CHI
12/22	L	1-3		DAL	3/19	OTL	3-4*	at	PIT
12/26	L	1-3	at	BUF	3/20	W	3-2*	at	OTT
12/27	W	2-1*		MTL	3/23	L	2-4		PHI
12/29	W	2-1		BUF	3/25	W	3-2		FLA
12/31	L	1-3		ANA	3/27	W	3-2	at	NYI
1/2	L	1-4		DET	3/29	L	1-3	at	FLA
1/4	L	0-3		PHX	3/30	L	2-3		BOS
1/6	W	2-0		STL	4/2	L	4-6		NYI
1/8	W	3-2		NYR	4/4	T	6-6*	at	FLA

## MAJOR TRADES

**01/20/04** – Acquired forward Justin Williams from PHI in exchange for defenseman Danny Markov.

**02/20/04** – Acquired defenseman Chris Behan and WSH's third-round pick in 2004 from COL in exchange for defenseman Bob Boughner.

**03/09/04** – Traded forward Ron Francis to TOR for a fourth-round draft pick in 2005.

**06/16/04** – Traded goaltender Arturs Irbe to CBJ in exchange for future considerations.

**06/18/04** – Acquired goaltender Martin Gerber from ANA in exchange for defenseman Tomas Malec and a third-round pick in the 2004 Entry Draft.

## FINAL STATISTICS *(Hurricanes games only)*

	SCORING (*Rookies)									
PLAYER	GP	G	A	PTS	PIM	PP	SH	GW	GT	
JOSEF VASICEK	82	19	26	45	60	6	0	5	0	
ERIK COLE	80	18	24	42	93	2	2	3	1	
SEAN HILL	80	13	26	39	84	6	0	1	0	
ROD BRIND'AMOUR	78	12	26	38	28	1	0	1	0	
JEFF O'NEILL	67	14	20	34	60	7	0	4	0	
ERIC STAAL*	81	11	20	31	40	2	1	3	0	
RON FRANCIS	68	10	20	30	14	5	0	1	2	
RADIM VRBATA	80	12	13	25	24	4	0	2	0	
BRET HEDICAN	81	7	17	24	64	2	0	3	0	
KEVYN ADAMS	73	10	12	22	43	0	5	1	0	
JUSTIN WILLIAMS	35	5	13	18	32	1	0	0	0	
CRAIG ADAMS	80	7	10	17	69	0	1	0	0	
DANNY MARKOV	44	4	10	14	37	2	0	1	0	
MARTY MURRAY	66	5	7	12	8	0	0	0	1	
NICLAS WALLIN	57	3	7	10	51	0	0	0	1	
PAVEL BRENDL	18	5	3	8	8	1	0	1	1	
AARON WARD	49	3	5	8	37	2	0	0	0	
JESSE BOULERICE	76	6	1	7	127	0	0	0	1	
RYAN BAYDA*	44	3	3	6	22	0	0	1	0	
GLEN WESLEY	74	0	6	6	32	0	0	0	0	
BOB BOUGHNER	43	0	5	5	80	0	0	0	0	
JAROSLAV SVOBODA	33	3	1	4	6	0	0	1	0	
ALLAN ROURKE*	25	1	2	3	22	0	0	0	0	
MIKE ZIGOMANIS*	17	0	3	3	2	0	0	0	0	
BRUNO ST. JACQUES	35	0	2	2	31	0	0	0	0	
BRAD FAST*	1	1	0	1	0	0	0	0	1	
DAMIAN SURMA*	1	0	1	1	0	0	0	0	0	
JOEY TETARENKO	2	0	0	0	0	0	0	0	0	
BRETT LYSAK*	2	0	0	0	2	0	0	0	0	
TOMAS MALEC	2	0	0	0	2	0	0	0	0	
TOMAS KURKA*	3	0	0	0	0	0	0	0	0	
ARTURS IRBE	10	0	0	0	2	0	0	0	0	
JAMIE STORR	14	0	0	0	0	0	0	0	0	
KEVIN WEEKES	66	0	0	0	6	0	0	0	0	

## GOALTENDING

PLAYER	GP	MIN	GA	GAA	SO	W-L-T
KEVIN WEEKES	51	3765	146	2.33	6	23-30-11
ARTURS IRBE	10	564	23	2.45	0	5-2-1
JAMIE STORR	14	660	32	2.91	0	0-8-2

## SEASON HIGHLIGHTS

- The Hurricanes name Peter Laviolette as the franchise's 11th head coach. Kevin McCarthy is retained as an assistant coach and former Carolina player Jeff Daniels is also named an assistant coach. Paul Maurice, Randy Ladouceur and Don Edwards are relieved of their coaching duties – December 15, 2003.

- Kevyn Adams breaks the franchise record for shorthanded goals in a season (5) – March 5, 2004.

- The Hurricanes host the NHL Entry Draft at the RBC Center, drawing 15,672 fans for day one—the largest draft crowd in over a decade. Carolina trades the eighth overall pick and a second-round pick for the fourth overall selection, taking top-rated North American skater Andrew Ladd – June 26-27, 2004.

- NHL Commissioner Gary Bettman confirms that NHL teams will not play until the Collective Bargaining Agreement is replaced, delaying the 2004-05 season (officially canceled on February 16, 2005) – September 15, 2004.

## CLOSING GAME ROSTER vs. NY Islanders (home 4/6/03)

<b>1</b>	Arturs Irbe	G	<b>17</b>	Rod Brind'Amour	C	<b>30</b>	Patrick DesRochers	G	<b>62</b>	Jaroslav Svoboda	LW
<b>4</b>	Aaron Ward	D	<b>19</b>	Radim Vrbata	RW	<b>36</b>	Jesse Boulerice	RW	<b>63</b>	Josef Vasicek	C
<b>6</b>	Bret Hedican	D	<b>20</b>	Jan. Hlavac	LW	<b>37</b>	Tomas Kurka	LW	<b>71</b>	Tomas Malec	D
<b>7</b>	Niclas Wallin	D	<b>21</b>	David Tanabe	D	<b>39</b>	Brad DeFauw	LW	<b>80</b>	Kevin Weekes	G
<b>10</b>	Ron Francis	C	<b>22</b>	Sean Hill	D	<b>42</b>	Jeff Heerema	RW	<b>92</b>	Jeff O'Neill	C
<b>11</b>	Jeff Daniels	LW	<b>25</b>	Bruno St. Jacques	D	<b>46</b>	Mike Zigomanis	C			
<b>12</b>	Craig MacDonald	C	<b>26</b>	Erik Cole	LW	<b>47</b>	Ryan Bayda	LW			
<b>14</b>	Kevyn Adams	C	<b>27</b>	Craig Adams	RW	<b>55</b>	Pavel Brendl	RW			

## FINAL SOUTHEAST DIVISION STANDINGS

	GP	W	L	T	OTL	GF	GA	PTS
TAMPA BAY	82	36	25	16	5	219	210	93
WASHINGTON	82	39	29	8	6	224	220	92
ATLANTA	82	31	39	7	5	226	284	74
FLORIDA	82	24	36	13	9	176	237	70
CAROLINA*	82	22	43	11	6	171	240	61

\*Did not make playoffs.

## COMPLETE RESULTS (\*Overtime)

DATE	W/L	SCORE	OPP.	DATE	W/L	SCORE	OPP.
10/9	L	1-4	NYR	1/8	L	1-5	at NYR
10/11	W	5-3	ATL	1/10	L	1-4	WSH
10/12	L	1-5	at TB	1/12	OTL	2-3*	COL
10/15	OTL	1-2*	at STL	1/15	L	0-2	PIT
10/17	L	1-2	WSH	1/17	L	1-2	NJ
10/19	W	3-1	NJ	1/18	L	2-5	at NJ
10/22	W	4-1	at NYI	1/20	L	3-5	STL
10/23	L	1-4	at OTT	1/22	L	3-5	at WSH
10/26	T	3-3*	CHI	1/24	W	3-1	FLA
10/29	W	2-1	at NJ	1/25	OTL	2-3*	at FLA
10/30	W	4-2	NYI	1/29	L	2-3	TOR
11/1	T	2-2*	MTL	1/30	L	1-3	at TB
11/5	OTL	1-2*	PHI	2/5	L	2-6	at SJ
11/7	W	2-0	BUF	2/7	L	2-8	at LA
11/9	W	3-2	PIT	2/9	L	1-2	at COL
11/12	W	3-2	PHX	2/11	OTL	1-2*	at DAL
11/15	T	1-1*	PHI	2/14	W	3-1	WSH
11/17	OTL	1-2*	TB	2/15	T	2-2*	at PHI
11/19	T	4-4*	OTT	2/18	L	3-4	at TOR
11/21	L	1-3	at BOS	2/19	T	1-1*	BOS
11/23	W	7-3	at MTL	2/21	T	2-2*	TB
11/25	L	1-3	at NYR	2/23	L	0-4	ANA
11/27	L	2-3	VAN	2/26	L	2-4	at PHX
11/29	W	6-4	DET	3/1	L	1-4	at TOR
11/30	W	4-2	at CBJ	3/2	L	0-2	at WSH
12/3	W	2-1	at NSH	3/4	L	2-4	BOS
12/4	L	2-4	at FLA	3/6	W	4-0	at PIT
12/6	L	0-2	FLA	3/7	W	1-0	MIN
12/7	L	2-5	at OTT	3/10	W	6-5	CBJ
12/11	L	1-4	at EDM	3/12	W	3-2*	at BUF
12/12	W	4-3	at CGY	3/13	L	3-5	at PHI
12/15	L	1-2	at MIN	3/15	T	0-0*	LA
12/18	T	1-1*	TB	3/18	L	5-6	OTT
12/20	W	3-2*	at ATL	3/22	L	3-5	at MTL
12/22	W	1-0	DAL	3/25	T	3-3*	TOR
12/27	L	3-5	ATL	3/26	L	1-5	at ATL
12/28	L	0-3	at NYI	3/29	L	1-3	BUF
12/31	L	0-2	NYR	3/31	L	0-4	MTL
1/3	L	3-6	at BUF	4/2	L	2-3	at PIT
1/4	W	4-2	at BOS	4/4	L	1-4	at FLA
1/7	T	3-3*	at ATL	4/6	L	1-2	NYI

## MAJOR TRADES

**11/01/02** – Acquired forwards Jan. Hlavac and Harold Druken from VAN in exchange for forward Darren Langdon and defenseman Marek Malik.

**02/07/03** – Acquired forward Pavel Brendl and defenseman Bruno St. Jacques from PHI in exchange for forward Sami Kapanen and defenseman Ryan Bast.

**03/09/03** – Acquired a second-round pick in 2004 from TOR in exchange for defenseman Glen Wesley.

**03/11/03** – Acquired forward Radim Vrbata from COL in exchange for forward Bates Battaglia.

## FINAL STATISTICS (Hurricanes games only)

	SCORING (*Rookies)								
PLAYER	GP	G	A	PTS	PIM	PP	SH	GW	GT
JEFF O'NEILL	82	30	31	61	38	11	0	7	2
RON FRANCIS	82	22	35	57	30	8	1	1	0
ROD BRIND'AMOUR	48	14	23	37	37	7	1	0	0
SEAN HILL	82	5	24	29	141	1	0	0	0
ERIK COLE	53	14	13	27	72	6	2	3	0
Jan. HLAVAC	52	9	15	24	22	6	0	1	1
JOSEF VASICEK	57	10	10	20	33	4	0	1	0
BATES BATTAGLIA	70	5	14	19	90	0	1	1	0
KEVYN ADAMS	77	9	9	18	57	0	0	0	0
SAMI KAPANEN	43	6	12	18	12	3	0	1	1
CRAIG ADAMS	81	6	12	18	71	1	0	1	0
BRET HEDICAN	72	3	14	17	75	1	0	1	0
RYAN BAYDA*	25	4	10	14	16	0	0	1	0
JAROSLAV SVOBODA*	48	3	11	14	32	1	0	0	0
DAVID TANABE	68	3	10	13	24	2	0	0	0
NICLAS WALLIN	77	2	8	10	71	0	0	2	0
AARON WARD	77	3	6	9	90	0	0	1	0
GLEN WESLEY	63	1	7	8	40	1	0	0	0
BRUNO ST. JACQUES*	18	2	5	7	12	0	0	0	0
RADIM VRBATA	10	5	0	5	2	3	0	0	0
TOMAS KURKA*	14	3	2	5	2	0	0	0	0
CRAIG MACDONALD	35	1	3	4	20	0	0	0	0
JEFF DANIELS	59	0	4	4	8	0	0	0	0
BRAD DEFAUW*	9	3	0	3	2	1	0	1	0
JEFF HEEREMA*	10	3	0	3	2	1	0	0	0
MIKE ZIGOMANIS*	19	2	1	3	0	1	1	0	0
JESSE BOULERICE*	48	2	1	3	108	0	0	0	1
TOMAS MALEC*	41	0	2	2	43	0	0	0	0
MAREK MALIK	10	0	2	2	16	0	0	0	0
DAMIAN SURMA*	1	1	0	1	0	0	0	0	0
PAVEL BRENDL*	8	0	1	1	2	0	0	0	0
HAROLD DRUKEN	14	0	1	1	2	0	0	0	0
DARREN LANGDON	9	0	0	0	16	0	0	0	0
TOMMY WESTLUND	3	0	0	0	0	0	0	0	0
MIKE WATT	5	0	0	0	0	0	0	0	0
STEVE HALKO	6	0	0	0	0	0	0	0	0
PATRICK DESROCHERS*	2	0	0	0	0	0	0	0	0
ARTURS IRBE	34	0	0	0	4	0	0	0	0
KEVIN WEEKES	51	0	0	0	2	0	0	0	0

## GOALTENDING

PLAYER	GP	MIN	GA	GAA	SO	W-L-T
<b>KEVIN WEEKES</b>	51	2965	126	2.55	5	14-24-9
<b>ARTURS IRBE</b>	34	1884	100	3.18	0	7-24-2
<b>PATRICK DESROCHERS*</b>	2	122	7	3.44	0	1-1-0

## SEASON HIGHLIGHTS

- A 20-year agreement with RBC Centura is announced to rename the Entertainment & Sports Arena as the RBC Center – September 19, 2002.

- Ron Francis plays in his 1,616th career NHL game, a 5-2 loss at New Jersey, moving past Larry Murphy (1,615) and into sole possession of third place on the NHL's all-time games played list – January 18, 2003.

- Damian Surma scores his first career NHL goal in his first game, becoming the fifth Hurricane to accomplish that feat during the 2002-03 season (Jeff Heerema, Tomas Kurka, Mike Zigomanis, Brad DeFauw). Surma was the eighth and final Hurricane to score his first NHL goal during the season – March 18, 2003.

- The Hurricanes set a new single-season attendance record, breaking the franchise mark set the previous season. In total, 642,973 fans attend games at the RBC Center during the 2002-03 hockey season. – April 6, 2003.

# 2001-02 IN REVIEW

## CLOSING GAME ROSTER vs. Atlanta Thrashers (away 4/14/02)

<b>1</b>	Arturs Irbe	G	<b>11</b>	Jeff Daniels	LW	<b>22</b>	Sean Hill	D	<b>62</b>	Jaroslav Svoboda	LW
<b>2</b>	Glen Wesley	D	<b>12</b>	Craig MacDonald	C	<b>23</b>	Martin Gelinás	LW	<b>63</b>	Josef Vasicek	C
<b>4</b>	Aaron Ward	D	<b>13</b>	Bates Battaglia	LW	<b>24</b>	Sami Kapanen	RW	<b>80</b>	Kevin Weekes	G
<b>5</b>	Marek Malik	D	<b>14</b>	Kevyn Adams	C	<b>26</b>	Erik Cole	LW	<b>92</b>	Jeff O'Neill	C
<b>6</b>	Bret Hedican	D	<b>16</b>	Tommy Westlund	RW	<b>27</b>	Craig Adams	RW			
<b>7</b>	Niclas Wallin	D	<b>17</b>	Rod Brind'Amour	C	<b>45</b>	David Tanabe	D			
<b>10</b>	Ron Francis	C	<b>20</b>	Darren Langdon	LW	<b>48</b>	Nikos Tselios	D			

## FINAL SOUTHEAST DIVISION STANDINGS

	GP	W	L	T	OTL	GF	GA	PTS
CAROLINA*	82	35	26	16	5	217	217	91
WASHINGTON	82	36	33	11	2	228	240	85
TAMPA BAY	82	27	40	11	4	178	219	69
FLORIDA	82	22	44	10	6	180	250	60
ATLANTA	82	19	47	11	5	187	288	54

\*Def. NJ in Eastern Quarterfinals 4-2; Def. MTL in Eastern Semifinals, 4-2; Def. TOR in Eastern Finals, 4-2; Lost to DET in Stanley Cup Finals, 4-1.

## COMPLETE RESULTS (\*Overtime \*\*Shootout)

DATE	W/L	SCORE	OPP.	DATE	W/L	SCORE	OPP.
10/5	W	3-1	NYR	12/30	T	5-5*	WSH
10/7	W	3-0	DAL	12/31	W	5-4	BUF
10/9	L	2-6	OTT	1/2	L	3-6	BOS
10/11	L	2-3	TOR	1/5	L	1-2	NJ
10/13	W	5-2	at ATL	1/6	L	3-4	PHI
10/17	L	0-4	NYI	1/10	W	4-1	at EDM
10/18	OTL	1-2*	at NYI	1/12	L	1-7	at VAN
10/20	W	2-1*	ATL	1/15	W	2-0	MIN
10/23	L	1-5	at COL	1/17	T	1-1*	MTL
10/24	W	7-3	at MIN	1/19	T	3-1*	at NJ
10/26	OTL	2-3*	NYI	1/21	L	5-7	VAN
10/28	W	3-2*	LA	1/23	T	2-2*	NSH
10/30	L	2-5	DET	1/25	T	1-1*	FLA
11/1	L	3-4	at STL	1/27	L	2-4	at PHI
11/2	W	3-2	NYR	1/29	T	2-2*	BUF
11/4	W	1-0*	PHX	1/30	W	3-1	at TB
11/6	T	2-2*	PIT	2/5	T	3-3*	PIT
11/8	W	3-2	at WSH	2/7	L	1-2	at LA
11/9	W	3-2	SJ	2/8	W	4-1	at ANA
11/11	T	1-1*	EDM	2/10	L	0-4	at SJ
11/13	L	3-4	at DET	2/26	L	1-4	at TOR
11/15	T	1-1*	at OTT	2/28	W	6-2	at BOS
11/17	L	0-2	at TB	3/2	W	4-3	at MTL
11/19	W	5-2	CBJ	3/5	W	2-1*	at CHI
11/21	T	4-4*	at DAL	3/7	W	3-1	at PIT
11/25	L	0-4	TB	3/8	T	2-2*	WSH
11/27	W	5-2	at TOR	3/11	T	3-3*	CGY
11/29	L	0-5	at NYR	3/16	L	2-3	at MTL
11/30	L	2-6	at WSH	3/18	T	1-1*	MTL
12/2	OTL	3-4*	WSH	3/21	W	3-2	FLA
12/4	L	2-4	BUF	3/23	W	4-2	at NJ
12/8	W	3-2	at FLA	3/26	L	2-3	BOS
12/10	W	4-3*	at NYR	3/28	W	4-1	PHI
12/12	W	4-1	FLA	3/30	W	2-0	at BOS
12/14	OTL	2-3*	at BUF	4/2	L	3-4	at OTT
12/16	W	7-0	at PIT	4/3	L	2-3	NJ
12/18	L	1-5	OTT	4/7	T	1-1*	ATL
12/21	W	5-4*	ATL	4/8	W	2-1	at NYI
12/21	OTL	3-4*	at PHI	4/10	W	4-2	TB
12/26	W	4-3	TOR	4/12	W	3-1	at FLA
12/27	W	3-2	at TB	4/14	T	2-2*	at ATL

## MAJOR TRADES

**12/05/01** – Acquired defenseman Sean Hill from STL in exchange for defenseman Steve Halko and a 2002 fourth-round pick (Later traded to ATL, Lane Manson).

**01/16/02** – Acquired forward Kevyn Adams and defensemen Bret Hedican and Tomas Malec from FLA in exchange for defenseman Sandis Ozolinsh and forward Byron Ritchie.

**03/05/02** – Acquired goaltender Kevin Weekes from TB in exchange for forwards Shane Willis and Chris Dingman.

## FINAL STATISTICS (Hurricanes games only)

	SCORING (*Rookies)								
PLAYER	GP	G	A	PTS	PIM	PP	SH	GW	GT
RON FRANCIS	80	27	50	77	18	14	0	5	2
SAMI KAPANEN	77	27	42	69	23	11	0	4	1
JEFF O'NEILL	76	31	33	64	63	11	0	6	1
ROD BRIND'AMOUR	81	23	32	55	40	5	2	5	1
BATES BATTAGLIA	82	21	25	46	44	5	1	2	3
ERIK COLE*	81	16	24	40	35	3	0	2	0
JOSEF VASICEK	78	14	17	31	53	3	0	3	0
SEAN HILL	49	7	23	30	61	4	0	2	0
MARTIN GELINAS	72	13	16	29	30	3	0	1	1
MAREK MALIK	82	4	19	23	88	0	0	0	0
SANDIS OZOLINSH	46	4	19	23	34	1	0	0	0
GLEN WESLEY	77	5	13	18	56	1	0	0	1
SHANE WILLIS	59	7	10	17	24	2	0	0	1
DAVID TANABE	78	1	15	16	35	0	0	0	0
AARON WARD	79	3	11	14	74	0	0	2	1
BRET HEDICAN	26	2	4	6	10	0	0	1	0
JEFF DANIELS	65	4	1	5	12	0	1	0	0
KEVYN ADAMS	33	2	3	5	15	0	0	1	0
JAROSLAV SVOBODA*	10	2	2	4	2	0	0	0	0
DARREN LANGDON	58	2	1	3	106	0	0	1	0
NICLAS WALLIN	52	1	2	3	36	0	0	0	0
CRAIG MACDONALD	12	1	1	2	0	0	0	0	0
TOMMY WESTLUND	40	0	2	2	6	0	0	0	0
CRAIG ADAMS	33	0	1	1	38	0	0	0	0
CHRIS DINGMAN	30	0	1	1	77	0	0	0	0
STEVEN HALKO	5	0	1	1	6	0	0	0	0
JOSH HOLDEN	8	0	0	0	2	0	0	0	0
BYRON RITCHIE*	4	0	0	0	2	0	0	0	0
NIKOS TSELIOS*	2	0	0	0	6	0	0	0	0

## GOALTENDING

PLAYER	GP	MIN	GA	GAA	SO	W-L-T
KEVIN WEEKES	2	120	3	1.50	0	2-0-0
ARTURS IRBE	51	2974	126	2.54	3	20-19-11
TOM BARRASSO	34	1908	83	2.61	2	13-12-5

## SEASON HIGHLIGHTS

- Ron Francis, playing in his 1,000th career game with the franchise, beats Byron Dafoe of the Boston Bruins for his 500th career NHL goal – January 2, 2002.
- Ron Francis assists on Jeff O'Neill's goal at Philadelphia to pass Ray Bourque for second on the NHL's all-time assist list – January 27, 2002.
- The Hurricanes set a new single-season attendance record, breaking the franchise mark set in 1987-88. In all, 635,868 fans attend games during the 2001-02 regular season – April 3, 2002.
- The Hurricanes defeat the Tampa Bay Lightning 4-2 at the Entertainment & Sports Arena to clinch their second Southeast Division title in four years – April 10, 2002.
- Kevin Weekes shuts out New Jersey 1-0 in Game 6 of the Eastern Conference Quarterfinals at the Continental Airlines Arena as Carolina clinches the franchise's first playoff series win since 1986 and first best-of-7 series win – April 27, 2002.
- Martin Gelinás scores at 8:05 of overtime to give the Hurricanes a 2-1 victory against Toronto in Game 6 of the Eastern Conference Finals at Air Canada Centre. With the win, Carolina clinches the first Conference championship in franchise history and earns its first trip to the Stanley Cup Finals – May 28, 2002.
- The Hurricanes host Game 3 of the Stanley Cup Finals against Detroit, marking the first Stanley Cup finals game in Raleigh. The game goes into triple-overtime before the Red Wings' Igor Larionov scores at the 54:47 mark of overtime – June 8-9, 2002.

## CLOSING GAME ROSTER vs. Pittsburgh Penguins (home 4/8/01)

<b>1</b>	Arturs Irbe	G	<b>11</b>	Jeff Daniels	LW	<b>23</b>	Martin Gelinas	LW	<b>45</b>	David Tanabe	D
<b>2</b>	Glen Wesley	D	<b>13</b>	Bates Battaglia	LW	<b>24</b>	Sami Kapanen	RW	<b>63</b>	Josef Vasicek	C
<b>4</b>	Kevin Hatcher	D	<b>14</b>	Steve Halko	D	<b>25</b>	Shane Willis	RW	<b>92</b>	Jeff O'Neill	C
<b>5</b>	Marek Malik	D	<b>16</b>	Tommy Westlund	RW	<b>27</b>	Craig Adams	RW			
<b>7</b>	Niclas Wallin	D	<b>17</b>	Rod Brind'Amour	C	<b>31</b>	Tyler Moss	G			
<b>8</b>	Sandis Ozolinsh	D	<b>19</b>	Rob DiMaio	RW	<b>33</b>	Dave Karpa	D			
<b>10</b>	Ron Francis	C	<b>20</b>	Darren Langdon	LW	<b>38</b>	Scott Pellerin	LW			

## FINAL SOUTHEAST DIVISION STANDINGS

	GP	W	L	T	OTL	GF	GA	PTS
WASHINGTON	82	41	27	10	4	233	211	96
CAROLINA*	82	38	32	9	3	212	225	88
FLORIDA	82	22	38	13	9	200	246	66
ATLANTA	82	23	45	12	2	211	289	60
TAMPA BAY	82	24	47	6	5	201	280	59

\*Lost to NJ in Eastern Conference Quarterfinals 4-2.

## COMPLETE RESULTS (\*Overtime)

DATE	W/L	SCORE	OPP.	DATE	W/L	SCORE	OPP.
10/7	T	3-3*	WSH	1/14	W	4-0	ANA
10/10	W	5-2	DAL	1/16	W	3-2*	at MTL
10/13	T	2-2*	at FLA	1/18	W	4-2	BOS
10/14	L	1-2	at NSH	1/20	L	3-6	LA
10/18	W	3-2	at PIT	1/22	L	2-5	NYR
10/21	L	2-5	at MTL	1/24	W	3-2	at NYR
10/24	L	2-3	SJ	1/27	L	3-4	PHI
10/25	L	1-4	at BUF	1/29	W	5-2	TB
10/27	T	3-3*	NJ	1/31	L	3-4	TOR
10/29	L	1-4	STL	2/1	W	3-1	at ATL
10/31	W	6-5*	TB	2/7	W	2-1*	at PHX
11/3	L	3-5	at COL	2/8	L	2-4	at LA
11/4	L	1-4	at SJ	2/11	T	2-2*	at ANA
11/8	L	0-5	at TOR	2/14	OTL	3-4*	at DET
11/10	W	3-1	TOR	2/16	L	0-2	PHX
11/12	W	4-0	OTT	2/18	W	5-4	BOS
11/15	L	1-4	FLA	2/19	L	0-4	at PHI
11/16	W	1-0	at OTT	2/21	W	6-3	ATL
11/18	OTL	2-3*	at NJ	2/23	W	3-2	NJ
11/22	W	3-1	at PIT	2/24	L	1-2	WSH
11/24	W	3-1	at BOS	2/27	T	1-1*	at ATL
11/26	L	4-7	NSH	3/1	W	3-1	at NYI
11/29	W	2-1*	at FLA	3/2	L	7-3	at NJ
11/30	W	2-0	PHI	3/4	W	6-3	at CHI
12/3	L	0-2	OTT	3/7	W	2-1	CBJ
12/6	W	5-3	at ATL	3/8	L	1-0	at TB
12/9	L	2-7	at CGY	3/11	L	3-2	EDM
12/13	T	1-1*	at MIN	3/14	L	3-6	MTL
12/15	W	5-3	BUF	3/15	W	3-0	at WSH
12/16	L	1-4	at BOS	3/18	W	2-1	NYI
12/19	L	1-2	at NYI	3/21	W	1-0	BUF
12/23	OTL	1-2*	at PHI	3/23	W	5-3	PIT
12/26	L	2-3	at TB	3/24	L	1-3	at BUF
12/27	W	4-3	NYR	3/26	L	2-4	MTL
12/29	L	1-3	at CBJ	3/28	L	0-7	at WSH
12/31	W	2-1	CHI	3/30	W	4-3*	WSH
1/3	W	3-2	TB	4/1	W	3-2*	at OTT
1/6	T	2-2*	COL	4/3	T	2-2*	at STL
1/7	W	5-2	NYI	4/4	W	3-1	at NYR
1/9	W	7-3	FLA	4/6	W	3-2	ATL
1/12	T	2-2*	at FLA	4/8	L	4-6	PIT

## MAJOR TRADES

**06/24/00** – Acquired defenseman Sandis Ozolinsh and a second-round pick in 2000 (Tomas Kurka) from COL in exchange for Nolan Pratt, a first-round pick (Vaclav Nedorost) and two second-round picks (Jared Aulin, Argis Saviels) in 2000.

**08/04/00** – Acquired forwards Rob DiMaio and Darren Langdon from the NYR in exchange for forward Sandy McCarthy and a fourth-round draft pick in 2001.

**03/01/01** – Acquired forward Scott Pellerin from MIN for a third-round pick in the 2001 Entry Draft, the rights to forward Ashkat Rakhmatullin and future considerations.

## FINAL STATISTICS (Hurricanes games only)

	SCORING (*Rookies)								
PLAYER	GP	G	A	PTS	PIM	PP	SH	GW	GT
JEFF O'NEILL	82	41	26	67	106	17	0	5	2
RON FRANCIS	82	15	50	65	32	7	0	4	0
SAMI KAPANEN	82	20	37	57	24	7	0	4	0
ROD BRIND'AMOUR	79	20	36	56	47	5	1	5	0
MARTIN GELINAS	79	23	29	52	59	6	1	4	0
SHANE WILLIS*	73	20	24	44	45	9	0	6	0
SANDIS OZOLINSH	72	12	32	44	71	4	2	2	0
DAVID TANABE	74	7	22	29	42	5	0	1	0
BATES BATTAGLIA	80	12	15	27	76	2	0	3	0
ROB DIMAIO	74	6	18	24	54	0	2	1	0
JOSEF VASICEK*	76	8	13	21	53	1	0	0	0
GLEN WESLEY	71	5	16	21	42	3	0	0	0
MAREK MALIK	61	6	14	20	34	1	0	1	0
KEVIN HATCHER	57	4	14	18	38	3	0	1	0
DAVID KARPA	80	4	6	10	159	2	0	0	0
TOMMY WESTLUND	79	5	3	8	23	0	0	1	0
NICLAS WALLIN*	37	2	3	5	21	0	0	0	0
SCOTT PELLERIN	19	0	5	5	6	0	0	0	0
JEFF DANIELS	67	1	1	2	15	0	0	0	0
DARREN LANGDON	54	0	2	2	94	0	0	0	0
CRAIG ADAMS*	44	1	0	1	20	0	0	0	0
STEVE HALKO	48	0	1	1	6	0	0	0	0
MIKE RUCINSKI*	2	0	0	0	0	0	0	0	0
GREG KOEHLER*	1	0	0	0	0	0	0	0	0
GREG KUZNIK*	1	0	0	0	0	0	0	0	0

## GOALTENDING

PLAYER	GP	MINS	GA	GAA	SO	W-L-T
ARTURS IRBE	77	4406	180	2.45	6	37-29-9
TYLER MOSS	12	557	37	3.99	0	1-6-0

## SEASON HIGHLIGHTS

- The Hurricanes acquire defenseman Sandis Ozolinsh and a second-round pick (Tomas Kurka) in 2000 from Colorado in exchange for Nolan Pratt, a first-round pick (Vaclav Nedorost), and two second-round picks (Jared Aulin, Argis Saviels) in 2000 – June 24, 2000.
- The Hurricanes agree to a multi-year affiliation with the Lowell Lock Monsters of the American Hockey League (AHL) – December 18, 2000.
- Defenseman Sandis Ozolinsh becomes the first Carolina Hurricane to start in an NHL All-Star Game – February 4, 2001.
- Ron Francis earns an assist against Atlanta to become to first player to total 1,000 points with the franchise – March 14, 2001.
- Jeff O'Neill becomes the first franchise player to score 40 goals in a season since Brendan Shanahan in 1995-96 – April 4, 2001.
- The Hurricanes defeat Atlanta 3-2 in Raleigh to clinch their second trip to the playoffs in three years – April 6, 2001.

# 1999-00 IN REVIEW

## CLOSING GAME ROSTER vs. Atlanta Thrashers (home 4/9/00)

<b>1</b>	Arturs Irbe	G	<b>14</b>	Steve Halko	D	<b>23</b>	Martin Gelinas	LW	<b>51</b>	Andrei Kovalenko	RW
<b>2</b>	Glen Wesley	D	<b>16</b>	Tommy Westlund	RW	<b>24</b>	Sami Kapanen	RW	<b>77</b>	Paul Coffey	D
<b>4</b>	Nolan Pratt	D	<b>17</b>	Jeff Daniels	LW	<b>27</b>	Rod Brind'Amour	C	<b>92</b>	Jeff O'Neill	C
<b>5</b>	Marek Malik	D	<b>18</b>	Robert Kron	RW	<b>28</b>	Paul Ranheim	LW			
<b>7</b>	Curtis Leschyshyn	D	<b>20</b>	Sandy McCarthy	LW	<b>30</b>	Mark Fitzpatrick	G			
<b>10</b>	Gary Roberts	LW	<b>21</b>	Ron Francis	C	<b>33</b>	Dave Karpa	D			
<b>13</b>	Bates Battaglia	LW	<b>22</b>	Sean Hill	D	<b>45</b>	David Tanabe	D			

## FINAL SOUTHEAST DIVISION STANDINGS

	GP	W	L	T	OTL	GF	GA	PTS
WASHINGTON	82	44	26	12	2	227	194	102
FLORIDA	82	43	33	6	6	244	209	98
CAROLINA*	82	37	35	10	0	217	216	84
TAMPA BAY	82	19	54	9	7	204	310	54
ATLANTA	82	14	61	7	4	170	313	39

\*Did not make playoffs.

## COMPLETE RESULTS (\*Overtime)

DATE	W/L	SCORE	OPP.	DATE	W/L	SCORE	OPP.
10/2	W	3-1	at BOS	1/9	W	1-0	NYR
10/7	W	2-0	at PHI	1/11	L	3-4	PHI
10/8	L	1-3	at NYR	1/14	L	1-5	at FLA
10/11	T	3-3*	at CGY	1/17	L	2-5	at NJ
10/13	T	3-3*	at EDM	1/18	L	2-3	at NYR
10/15	W	4-1	at VAN	1/20	L	1-4	NYR
10/20	T	3-3*	at TOR	1/22	W	4-1	BUF
10/22	L	3-7	at BUF	1/24	W	3-2*	MTL
10/23	W	3-2	at PIT	1/27	L	2-4	PHX
10/29	L	2-4	NJ	1/28	W	4-3*	
10/30	W	4-0	at NYI	1/30	L	0-3	at MTL
11/3	L	0-6	TOR	2/1	W	4-2	FLA
11/5	L	2-3	at DET	2/3	L	1-2	at WSH
11/7	W	3-2	WSH	2/8	W	4-3	at NYI
11/10	L	0-2	NYI	2/12	W	5-2	at TB
11/11	L	1-4	at PHI	2/14	W	5-2	at TOR
11/13	W	4-2	TB	2/15	L	1-5	at OTT
11/17	W	2-1	OTT	2/17	L	0-3	MTL
11/19	T	3-3*	at WSH	2/19	W	4-2	TB
11/20	W	1-0	DAL	2/21	T	1-1*	WSH
11/22	L	1-2	BOS	2/24	L	2-4	FLA
11/24	T	1-1*	VAN	2/26	W	2-1*	at FLA
11/26	T	3-3*	at TB	3/1	L	5-7	at PHX
11/27	W	5-3	PIT	3/2	W	5-2	at LA
11/30	W	4-3	CGY	3/4	W	5-2	at SJ
12/2	T	2-2*	TOR	3/8	W	4-1	CHI
12/4	L	1-3	at COL	3/10	L	3-5	BOS
12/7	W	4-2	at STL	3/12	W	5-1	ATL
12/8	L	1-2	at DAL	3/15	T	2-2*	EDM
12/10	L	2-3	at TB	3/17	L	2-4	at WSH
12/15	L	3-6	PIT	3/18	L	2-3	at MTL
12/18	W	4-2	ATL	3/21	W	5-0	at NJ
12/20	L	2-4	COL	3/22	L	1-2	STL
12/22	L	1-4	DET	3/26	W	4-1	NYI
12/23	L	3-4	at OTT	3/27	L	1-5	BUF
12/26	W	4-3*	FLA	3/29	W	3-1	NSH
12/28	L	2-3	at NSH	3/31	W	3-1	at BUF
1/1	W	4-2	at ATL	4/2	W	1-0	PHI
1/4	L	1-2	OTT	4/3	L	2-3	at PIT
1/6	W	7-3	at BOS	4/8	W	4-3	at ATL
1/7	T	4-4*	ANA	4/9	W	2-1	ATL

## MAJOR TRADES

**01/23/00** – Acquired forward Rod Brind'Amour, goaltender Jean-Marc Pelletier, and a second-round pick in 2000 entry draft from PHI in exchange for forward Keith Primeau and a fifth-round pick in 2000.

**03/14/00** – Acquired forward Sandy McCarthy from PHI in exchange for forward Kent Manderville.

## FINAL STATISTICS (Hurricanes games only)

	SCORING (*Rookies)								
PLAYER	GP	G	A	PTS	PIM	PP	SH	GW	GT
RON FRANCIS	78	23	50	73	18	7	0	4	0
JEFF O'NEILL	80	25	38	63	72	4	0	7	0
GARY ROBERTS	69	23	30	53	62	12	0	1	0
SAMI KAPANEN	76	24	24	48	12	7	0	5	2
SEAN HILL	62	13	31	44	59	8	0	2	0
ROBERT KRON	81	13	27	40	8	2	1	3	1
PAUL COFFEY	69	11	29	40	40	6	0	3	1
ANDREI KOVALENKO	76	15	24	39	38	2	0	3	0
BATES BATTAGLIA	77	16	18	34	39	3	0	3	0
MARTIN GELINAS	81	14	16	30	40	3	0	0	0
PAUL RANHEIM	79	9	13	22	6	0	0	2	0
GLEN WESLEY	78	7	15	22	38	1	0	0	2
ROD BRIND'AMOUR	33	4	10	14	22	0	1	1	0
MAREK MALIK	57	4	10	14	63	0	0	1	0
TOMMY WESTLUND*	81	4	8	12	19	0	1	0	0
STEVEN HALKO	58	0	8	8	25	0	0	0	0
JEFF DANIELS	69	3	4	7	10	0	0	0	1
DAVE KARPA	27	1	4	5	52	0	0	0	0
KENT MANDERVILLE	56	1	4	5	12	0	0	1	0
DAVID TANABE*	31	4	0	4	14	3	0	0	0
NOLAN PRATT	64	3	1	4	90	0	0	1	0
BYRON RITCHIE*	26	0	2	2	17	0	0	0	0
CURTIS LESCHYSHYN	53	0	2	2	14	0	0	0	0
ARTURS IRBE	75	0	1	1	14	0	0	0	0
SHANE WILLIS*	2	0	0	0	0	0	0	0	0
MARK FITZPATRICK	3	0	0	0	0	0	0	0	0
ERIC FICHAUD	9	0	0	0	2	0	0	0	0
SANDY MCCARTHY	13	0	0	0	9	0	0	0	0

## GOALTENDING

PLAYER	GP	MIN	GA	GAA	SO	W-L-T
ARTURS IRBE	75	4345	175	2.42	5	34-28-9
ERIC FICHAUD	9	490	24	2.94	1	3-5-1
MARK FITZPATRICK	3	107	8	4.49	0	0-2-0

## SEASON HIGHLIGHTS

- The Hurricanes host the New Jersey Devils in the inaugural game at the Entertainment & Sports Arena – October 29, 1999.
- Ron Francis becomes the sixth player in NHL history to eclipse 1,500 points – November 5, 1999.
- Carolina defeats the Washington Capitals, 3-2, to earn its first win at the Entertainment & Sports Arena – November 7, 1999.
- Paul Coffey becomes the first defenseman in league history to score 1,500 points. Coffey and Francis are the first pair of teammates in league history to reach the milestone in the same season – December 23, 1999.
- Competing in his first All-Star weekend, Sami Kapanen wins the fastest skater event during the FedEx/NHL Superskills contest with a time of 13.649 seconds – February 5, 2000.
- Head coach Paul Maurice becomes the franchise's all-time winningest coach with a 4-3 victory against the Atlanta Thrashers, surpassing Jack Evans' total of 163 – April 8, 2000.



**CLOSING GAME ROSTER** vs. *Ottawa Senators (home 4/17/99)*

<b>1</b>	Arturs Irbe	G	<b>11</b>	Kevin Dineen	RW	<b>24</b>	Sami Kapanen	RW	<b>77</b>	Paul Coffey	D
<b>2</b>	Glen Wesley	D	<b>13</b>	Bates Battaglia	LW	<b>26</b>	Ray Sheppard	RW	<b>92</b>	Jeff O'Neill	C
<b>3</b>	Steve Chiasson	D	<b>18</b>	Robert Kron	RW	<b>28</b>	Paul Ranheim	LW			
<b>4</b>	Nolan Pratt	D	<b>20</b>	Sandy McCarthy	LW	<b>33</b>	Dave Karpa	D			
<b>5</b>	Marek Malik	D	<b>21</b>	Ron Francis	C	<b>44</b>	Kent Manderville	C			
<b>7</b>	Curtis Leschyshyn	D	<b>22</b>	Sean Hill	D	<b>51</b>	Andrei Kovalenko	RW			
<b>10</b>	Gary Roberts	LW	<b>23</b>	Martin Gelinas	LW	<b>55</b>	Keith Primeau	C			

**FINAL SOUTHEAST DIVISION STANDINGS**

	GP	W	L	T	GF	GA	PTS
CAROLINA*	82	34	30	18	210	202	86
FLORIDA	82	30	34	18	210	228	78
WASHINGTON	82	31	45	6	200	218	68
TAMPA BAY	82	19	54	9	179	292	47

\*Lost to BOS in Eastern Conference Quarterfinals 4-2.

**FINAL STATISTICS** (*Hurricanes games only*)

	SCORING (*Rookies)									
PLAYER	GP	G	A	PTS	PIM	PP	SH	GW	GT	
KEITH PRIMEAU	78	30	32	62	75	9	1	5	1	
SAMI KAPANEN	81	24	35	59	10	5	0	7	0	
RAY SHEPPARD	74	25	33	58	16	5	0	4	1	
RON FRANCIS	82	21	31	52	34	8	0	2	1	
GARY ROBERTS	77	14	28	42	178	1	1	4	0	
JEFF O'NEILL	75	16	15	31	66	4	0	2	0	
MARTIN GELINAS	76	13	15	28	67	0	0	2	2	
ROBERT KRON	75	9	16	25	10	3	1	2	0	
GLEN WESLEY	74	7	17	24	44	0	0	2	1	
NELSON EMERSON	35	8	13	21	36	3	0	0	1	
PAUL RANHEIM	78	9	10	19	39	0	2	1	0	
KEVIN DINEEN	67	8	10	18	97	0	0	1	0	
BATES BATTAGLIA	60	7	11	18	22	0	0	0	2	
KENT MANDERVILLE	81	5	11	16	38	0	0	0	0	
NOLAN PRATT	61	1	14	15	95	0	0	1	0	
ANDREI KOVALENKO	18	6	6	12	0	1	0	1	0	
MAREK MALIK	52	2	9	11	36	1	0	0	0	
PAUL COFFEY	44	2	8	10	28	1	0	0	0	
SEAN HILL	54	0	10	10	48	0	0	0	0	
CURTIS LESCHYSHYN	65	2	7	9	50	0	0	0	0	
STEVE CHIASSON	28	1	8	9	16	1	0	0	0	
ADAM BURT	51	0	3	3	46	0	0	0	0	
STEVEN HALKO*	20	0	3	3	24	0	0	0	0	
DAVE KARPA	33	0	2	2	55	0	0	0	0	
MIKE RUCINSKI*	15	0	1	1	8	0	0	0	0	
BYRON RITCHIE*	3	0	0	0	0	0	0	0	0	
SHANE WILLIS*	7	0	0	0	0	0	0	0	0	
CRAIG MACDONALD*	11	0	0	0	0	0	0	0	0	
TREVOR KIDD	25	0	0	0	0	0	0	0	0	
ARTURS IRBE	62	0	0	0	10	0	0	0	0	

**GOALTENDING**

PLAYER	GP	MINS	GA	GAA	SO	W-L-T
ARTURS IRBE	62	3643	135	2.22	6	27-20-12
TREVOR KIDD	25	1358	61	2.70	2	7-10-6

**SEASON HIGHLIGHTS**

- Carolina signs franchise all-time leading scorer Ron Francis to a free agent contract – July 13, 1998.
- Carolina takes over Southeast Division lead. The Hurricanes would never surrender the lead, remaining in first place for 173 consecutive days – October 28, 1998.
- Goaltender Arturs Irbe named NHL Player of the Week and NHL Player of the Month for October – November 2, 1998.
- Arturs Irbe and Keith Primeau become the first Carolina Hurricanes to play in the NHL All-Star Game – January 24, 1999.
- Hurricanes clinch the Southeast Division title, marking the team's first division title since 1987 – April 9, 1999.

**COMPLETE RESULTS** (\*Overtime)

DATE	W/L	SCORE	OPP.	DATE	W/L	SCORE	OPP.
10/10	T	4-4*	TB	1/14	W	3-2	FLA
10/13	L	2-3	at NSH	1/16	L	2-3*	WSH
10/15	T	2-2*	DAL	1/18	W	4-2	TOR
10/17	T	1-1*	PHI	1/21	L	1-4	at DET
10/20	W	3-1	VAN	1/26	W	5-3	at PIT
10/24	W	3-1	at OTT	1/28	W	3-2*	NYR
10/25	L	2-3	LA	1/30	W	3-1	at MTL
10/28	W	2-0	CHI	1/31	T	0-0*	at BOS
10/30	L	0-1	at NYR	2/3	L	1-4	NJ
10/31	W	2-0	at BOS	2/5	L	1-4	at WSH
11/2	L	2-3	COL	2/6	T	3-3*	FLA
11/5	W	6-3	at NYI	2/10	W	6-5	at TOR
11/6	W	3-2	at WSH	2/12	W	3-1	at NYR
11/8	L	2-5	BOS	2/13	L	4-6	at NJ
11/11	L	4-5*	at ANA	2/15	L	2-3	at BUF
11/12	L	0-3	at SJ	2/18	T	2-2*	WSH
11/14	W	5-3	at LA	2/20	W	3-2	at TB
11/17	W	5-4	MTL	2/21	W	4-1	NYI
11/19	L	2-3*	at NJ	2/24	T	2-2*	at TOR
11/20	L	1-3	PHI	2/26	L	0-1	at VAN
11/22	L	2-5	NJ	2/27	T	2-2*	at EDM
11/25	W	3-0	SJ	3/3	W	2-1	BOS
11/28	W	3-1	at NYI	3/6	T	2-2*	at FLA
11/29	W	3-1	ANA	3/8	W	4-1	BUF
12/2	W	4-1	MTL	3/10	L	2-3*	PIT
12/4	T	3-3*	PIT	3/12	W	2-1	CGY
12/5	T	3-3*	at FLA	3/15	T	5-5*	at PHX
12/10	L	2-3	BOS	3/18	L	2-3	at COL
12/12	W	3-0	DET	3/21	L	2-3*	at DAL
12/15	W	3-0	EDM	3/22	L	2-5	at STL
12/18	L	1-5	at OTT	3/24	W	2-1	NYI
12/19	W	3-2	at BUF	3/26	L	2-7	TOR
12/21	L	1-4	BUF	3/28	T	3-3*	TB
12/23	W	1-0	at NYR	3/30	T	3-3*	at PHI
12/26	L	3-6	NYR	4/3	L	1-2	at CHI
12/30	W	4-3	TB	4/6	W	4-2	NJ
1/1	T	3-3*	at FLA	4/7	L	0-2	at MTL
1/2	W	4-1	NSH	4/10	W	6-1	at NYI
1/4	T	4-4*	OTT	4/14	W	3-0	WSH
1/7	L	2-4	at PIT	4/16	T	2-2*	at TB
1/9	L	0-2	at PHI	4/17	T	1-1*	OTT

**MAJOR TRADES****12/29/98** – Acquired defenseman Paul Coffey from CHI for Nelson Emerson.**03/06/99** – Acquired forward Andrei Kovalenko from PHI for Adam Burt.

# 1997-98 IN REVIEW

## CLOSING GAME ROSTER *vs. Washington Capitals (away 4/19/98)*

<b>2</b>	Glen Wesley	D	<b>11</b>	Kevin Dineen	RW	<b>24</b>	Sami Kapanen	RW	<b>34</b>	Steve Martins	C
<b>3</b>	Steve Chiasson	D	<b>12</b>	Steve Rice	RW	<b>26</b>	Ray Sheppard	RW	<b>37</b>	Trevor Kidd	G
<b>4</b>	Nolan Pratt	D	<b>14</b>	Steve Halko	D	<b>27</b>	Steve Leach	RW	<b>39</b>	Pat Jablonski	G
<b>5</b>	Kevin Haller	D	<b>18</b>	Robert Kron	RW	<b>28</b>	Paul Ranheim	LW	<b>44</b>	Kent Manderville	C
<b>6</b>	Adam Burt	D	<b>19</b>	Nelson Emerson	RW	<b>30</b>	Mike Fountain	G	<b>46</b>	Mike Rucinski	D
<b>7</b>	Curtis Leschyshyn	D	<b>22</b>	Sean Hill	D	<b>32</b>	Stu Grimson	LW	<b>55</b>	Keith Primeau	C
<b>10</b>	Gary Roberts	LW	<b>23</b>	Martin Gelinas	LW	<b>33</b>	Bates Battaglia	LW	<b>92</b>	Jeff O'Neill	C

## FINAL NORTHEAST DIVISION STANDINGS

	GP	W	L	T	GF	GA	PTS
PITTSBURGH	82	40	24	18	228	188	98
BOSTON	82	39	30	13	221	194	91
BUFFALO	82	36	29	17	211	187	89
MONTREAL	82	37	32	13	235	208	87
OTTAWA	82	34	33	15	193	200	83
CAROLINA*	82	33	41	8	200	219	74

\*Did not make playoffs.

## COMPLETE RESULTS *(\*Overtime)*

DATE	W/L	SCORE	OPP.	DATE	W/L	SCORE	OPP.
10/1	L	2-4	at TB	1/3	L	1-6	DAL
10/3	L	3-4	PIT	1/5	W	4-1	OTT
10/4	L	2-3	at OTT	1/6	L	2-4	at NYR
10/7	T	3-3*	LA	1/8	T	3-3*	PHI
10/10	W	2-1	NJ	1/10	W	2-1*	at NYI
10/11	L	1-4	at PIT	1/12	L	1-4	PIT
10/13	L	1-3	at STL	1/14	L	1-4	CHI
10/15	T	3-3*	BUF	1/21	L	1-2	at BUF
10/18	L	2-4	at DET	1/22	W	4-2	at OTT
10/20	L	2-4	at NYR	1/24	W	4-3	at MTL
10/22	W	4-3	STL	1/27	L	0-3	at FLA
10/24	T	3-3*	at COL	1/28	W	3-2	at TB
10/26	W	3-2	at CHI	1/30	L	0-2	at NYI
10/31	L	2-3*	BUF	2/1	L	3-6	MTL
11/3	W	5-3	VAN	2/4	T	3-3*	TB
11/5	W	3-1	DET	2/7	W	3-1	at BOS
11/7	L	2-3	NYI	2/28	L	3-4	at NJ
11/9	W	4-1	OTT	3/2	W	3-1	at SJ
11/12	W	6-4	at EDM	3/5	W	2-1	at LA
11/13	W	4-2	at CGY	3/6	W	5-4*	at PHX
11/16	L	1-4	at VAN	3/8	W	3-1	at ANA
11/19	W	2-1	MTL	3/12	L	0-2	NJ
11/21	L	3-4	NYR	3/14	L	1-2	SJ
11/23	T	3-3*	CGY	3/15	W	4-1	EDM
11/26	L	2-3	at PIT	3/18	L	0-1	at WSH
11/28	W	2-0	TB	3/20	L	1-6	at DAL
11/29	L	2-3	COL	3/23	W	5-3	at FLA
12/1	W	3-1	BOS	3/26	W	4-1	NYR
12/3	W	5-3	NYI	3/28	W	4-2	at PHI
12/5	T	2-2*	PHX	3/29	L	1-3	PHI
12/6	L	1-4	at BOS	3/31	T	3-3*	MTL
12/10	L	2-5	FLA	4/1	W	4-0	at NJ
12/12	L	2-3*	at BUF	4/4	W	1-0	at MTL
12/16	W	2-1	OTT	4/6	W	3-0	at BOS
12/18	L	2-3	at OTT	4/8	L	1-3	at BUF
12/20	L	1-2	WSH	4/9	W	5-2	TOR
12/23	L	2-4	at PHI	4/11	L	1-5	at TOR
12/26	L	2-5	FLA	4/13	L	2-3	BOS
12/27	W	4-1	BUF	4/16	L	1-4	PIT
12/30	W	2-1	ANA	4/18	L	3-4	WSH
12/31	L	2-3	at PIT	4/19	L	1-2	at WSH

## MAJOR TRADES

**06/27/97** – Acquired Steve Leach from STL for Alexander Godynuk and 1998 6th-round draft pick (Brad Voth).

**07/25/97** – Acquired Enrico Ciccone from CHI for Ryan Risadore and 1998 5th-round draft pick.

**08/08/97** – Traded Jason Muzzati to NYR for 1998 4th-round draft pick (Tommy Westlund).

**08/25/97** – Acquired Gary Roberts and Trevor Kidd from CGY in exchange for Andrew Cassels and Jean-Sebastien Giguere.

**11/18/97** – Acquired D Sean Hill from OTT in exchange for Chris Murray.

**01/02/98** – Traded Jeff Brown to TOR in exchange for a fourth round pick in the 1999 NHL Entry Draft.

**01/03/98** – Acquired Martin Gelinas and Kirk McLean from VAN in exchange for Sean Burke, Geoff Sanderson, and Enrico Ciccone.

**03/24/98** – Acquired Ray Sheppard from FLA in exchange for Kirk McLean.

**08/11/98** – Acquired David Karpa and a fourth-round pick in 2000 from ANA for Stu Grimson and Kevin Haller.

## FINAL STATISTICS *(Hurricanes games only)*

SCORING										
PLAYER	GP	G	A	PTS	PIM	PP	SH	GW	GT	
KEITH PRIMEAU	81	26	37	63	110	7	3	2	0	
SAMI KAPANEN	81	26	37	63	16	4	0	5	0	
GARY ROBERTS	61	20	29	49	103	4	0	2	1	
NELSON EMERSON	81	21	24	45	50	6	0	4	1	
JEFF O'NEILL	74	19	20	39	67	7	1	4	1	
RAY SHEPPARD	71	18	19	37	23	7	0	2	0	
ROBERT KRON	81	16	20	36	12	4	0	2	1	
MARTIN GELINAS	64	16	18	34	40	3	2	5	0	
STEVE CHIASSON	66	7	27	34	65	6	0	0	0	
GLEN WESLEY	82	6	19	25	36	1	0	1	0	
KEVIN DINEEN	54	7	16	23	105	0	0	1	0	
PAUL RANHEIM	73	5	9	14	28	0	1	2	0	
CURTIS LESCHYSHYN	73	2	10	12	45	1	0	1	0	
ADAM BURT	76	1	11	12	106	0	1	0	0	
STEPHEN LEACH	45	4	5	9	42	1	1	2	0	
KENT MANDERVILLE	77	4	4	8	31	0	0	0	0	
KEVIN HALLER	65	3	5	8	94	0	0	0	0	
STU GRIMSON	82	3	4	7	204	0	0	1	0	
SEAN HILL	55	1	6	7	54	0	0	0	0	
BATES BATTAGLIA	33	2	4	6	10	0	0	1	0	
STEVEN RICE	47	2	4	6	38	0	0	0	0	
STEVEN HALKO	18	0	2	2	10	0	0	0	0	
NOLAN PRATT	23	0	2	2	44	0	0	0	0	
MIKE RUCINSKI	9	0	1	1	2	0	0	0	0	
JEFF DANIELS	2	0	0	0	0	0	0	0	0	
MICHAEL FOUNTAIN	3	0	0	0	2	0	0	0	0	
STEVE MARTINS	3	0	0	0	0	0	0	0	0	
KEVIN BROWN	4	0	0	0	0	0	0	0	0	
PAT JABLONSKI	5	0	0	0	0	0	0	0	0	
TREVOR KIDD	47	0	0	0	2	0	0	0	0	

## GOALTENDING

PLAYER	GP	MIN	GA	GAA	SO	W-L-T
TREVOR KIDD	47	2685	97	2.16	3	21-21-3
SEAN BURKE	25	1415	66	2.79	1	7-11-5
PAT JABLONSKI	5	279	115	3.01	0	1-4-0
KIRK MCLEAN	8	401	22	3.29	0	4-2-0
MICHAEL FOUNTAIN	3	163	10	3.68	0	0-3-0

## SEASON HIGHLIGHTS

- Carolina plays its first preseason game against NYI at the Greensboro Coliseum – September 13, 1997.

- Carolina opens the franchise's 19th NHL season, and first as the Carolina Hurricanes, at TB – October 1, 1997.

- Carolina registers its first win with a 2-1 victory over NJ – October 10, 1997.

- NHL shuts down for three weeks in February 1998 as NHL players compete at the Winter Olympics in Nagano, Japan. Carolina's Sami Kapanen plays for Team Finland, winning a bronze medal, and Keith Primeau completes the Olympic Tournament tied for third in scoring for Team Canada.

- Trevor Kidd named NHL Player of the Week on March 9, 1998 after posting a 3-0-0 record with a .968 svs. percentage and a 1.00 GAA.

- Peter Karmanos receives Lester Patrick Award on March 24, 1998, which is presented annually to individuals who have performed "outstanding service to hockey in the United States."

- Keith Primeau named NHL Player of the Week on March 30, 1998 after totaling eight points (4g, 4a) and a (+7) in a 3-1-0 week.

- On April 1, 1998, Trevor Kidd begins shutout sequence that will cover three consecutive road games with a 4-0 win at NJ, a 1-0 win at MTL (4/4), and a 3-0 win at BOS (4/6). The shutouts are a franchise high for the team and an individual goaltender. Streak ends in BUF (4/8) in a 3-1 loss. Finishes with 219:21 shutout streak. Also establishes new individual road shutout mark at 234:28.

**CLOSING GAME ROSTER** vs. *Tampa Bay Lightning (home 4/13/97)*

<b>1</b>	Sean Burke	G	<b>8</b>	Geoff Sanderson	LW	<b>17</b>	Chris Murray	RW	<b>27</b>	Derek King	LW
<b>3</b>	Steve Chiasson	D	<b>11</b>	Kevin Dineen	RW	<b>18</b>	Robert Kron	RW	<b>29</b>	Jason Muzzatti	G
<b>5</b>	Alexander Godnynyuk	D	<b>12</b>	Steve Rice	RW	<b>20</b>	Glen Wesley	D	<b>32</b>	Stu Grimson	LW
<b>6</b>	Adam Burt	D	<b>14</b>	Kevin Haller	D	<b>21</b>	Andrew Cassels	C	<b>44</b>	Kent Manderville	C
<b>7</b>	Curtis Leschyshyn	D	<b>16</b>	Nelson Emerson	RW	<b>24</b>	Sami Kapanen	RW	<b>55</b>	Keith Primeau	C

**FINAL NORTHEAST DIVISION STANDINGS**

	GP	W	L	T	GF	GA	PTS
BUFFALO	82	40	30	12	237	208	92
PITTSBURGH	82	38	36	8	285	280	84
OTTAWA	82	31	36	15	226	234	77
MONTREAL	82	31	36	15	249	276	77
HARTFORD*	82	32	39	11	226	256	75
BOSTON	82	26	47	9	234	300	61

\*Did not make playoffs.

**COMPLETE RESULTS** (\*Overtime)

DATE	W/L	SCORE	OPP.	DATE	W/L	SCORE	OPP.
10/5	W	1-0	PHX	1/10	L	5-3	at VAN
10/8	W	7-3	PIT	1/12	L	2-1*	at EDM
10/12	L	6-0	at FLA	1/15	L	3-0	PIT
10/17	W	3-1	at NYI	1/20	W	3-1	TOR
10/19	W	6-2	NJ	1/22	W	2-1*	FLA
10/24	W	4-1	ANA	1/24	L	5-2	NYI
10/26	L	6-3	at BUF	1/25	W	5-1	at BUF
10/30	T	2-2*	NYI	1/30	L	5-3	at LA
10/31	T	4-4*	at BOS	1/31	L	6-3	at ANA
11/2	L	3-2	LA	2/5	L	5-2	at NYR
11/4	L	5-1	at DET	2/6	W	5-3	at BOS
11/6	W	5-1	BOS	2/8	L	3-2*	at MTL
11/8	L	4-1	DET	2/12	L	3-2	NJ
11/9	W	4-3*	BUF	2/13	L	4-0	at NJ
11/12	W	4-3	at SJ	2/15	W	2-1	OTT
11/14	W	2-1	at PHX	2/16	L	4-2	at OTT
11/16	T	4-4*	at COL	2/19	T	2-2*	at PHI
11/20	W	3-1	MTL	2/21	W	7-2	NYR
11/22	L	7-1	PIT	2/22	W	2-0	WSH
11/23	T	3-3*	at OTT	2/26	T	2-2*	CHI
11/27	L	6-2	VAN	2/28	L	3-2	SJ
11/29	T	1-1*	at FLA	3/2	L	5-2	PHI
11/30	W	6-3	at TB	3/5	W	2-0	CGY
12/3	T	4-4*	at PIT	3/7	W	2-0	MTL
12/5	W	4-2	at BOS	3/8	T	1-1*	at TOR
12/7	W	6-4	BUF	3/12	W	6-3	BOS
12/11	W	5-2	FLA	3/13	L	0-6	at NJ
12/12	L	3-2	at PHI	3/15	L	4-2	EDM
12/14	L	4-0	PHI	3/16	L	5-3	at WSH
12/16	L	5-2	at NYR	3/20	L	4-1	at STL
12/17	W	5-3	STL	3/21	L	2-0	at DAL
12/20	L	4-1	DAL	3/25	L	4-0	COL
12/21	W	6-5*	TB	3/27	W	5-2	at TB
12/26	L	5-1	at BUF	3/29	W	2-1	NYR
12/28	W	3-2	OTT	4/2	L	4-1	MTL
12/29	L	4-3	at CHI	4/3	T	5-5*	at PIT
1/1	L	3-2*	at WSH	4/5	W	4-1	at MTL
1/2	L	5-4*	BOS	4/7	W	4-2	BUF
1/4	T	1-1*	WSH	4/9	L	5-4	at OTT
1/6	L	4-5	at MTL	4/11	L	6-4	at NYI
1/9	L	3-2	at CGY	4/13	W	2-1	TB

**FINAL STATISTICS** (Whalers games only)

	SCORING								
PLAYER	GP	G	A	PTS	PIM	PP	SH	GW	GT
GEOFF SANDERSON	82	36	31	67	29	12	1	4	1
ANDREW CASSELS	81	22	44	66	46	8	0	2	0
KEITH PRIMEAU	75	26	25	51	161	6	3	2	2
KEVIN DINEEN	78	19	29	48	141	8	0	5	2
NELSON EMERSON	66	9	29	38	34	2	1	2	0
STEVE RICE	78	21	14	35	59	5	0	2	0
GLEN WESLEY	68	6	26	32	40	3	1	0	0
JEFF O'NEILL	72	14	16	30	40	2	1	2	0
SAMI KAPANEN	45	13	12	25	2	3	0	2	0
ROBERT KRON	68	10	12	22	10	2	0	4	1
PAUL RANHEIM	67	10	11	21	18	0	3	1	0
CURTIS LESCHYSHYN	64	4	13	17	30	1	1	1	0
STEVE CHIASSON	18	3	11	14	7	3	0	0	0
ADAM BURT	71	2	11	13	79	0	0	0	0
GERALD DIDUCK	56	1	10	11	40	0	0	1	0
KENT MANDERVILLE	44	6	5	11	18	0	0	1	0
PAUL COFFEY	20	3	5	8	18	1	0	1	0
KEVIN HALLER	35	2	6	8	48	0	0	0	0
GLEN FEATHERSONE	41	2	5	7	87	0	0	0	0
ALEXANDER GODYNYUK	55	1	6	7	41	0	0	1	0
ANDREI NIKOLISHIN	12	2	5	7	2	0	0	0	0
MARK JANSSENS	54	2	4	6	90	0	0	0	0
DEREK KING	12	3	3	6	2	1	0	0	0
MAREK MALIK	47	1	5	6	50	0	0	1	0
KEVIN BROWN	11	0	4	4	6	0	0	0	0
STU GRIMSON	75	2	2	4	218	0	0	0	0
KELLY CHASE	28	1	2	3	122	0	0	0	0
HNAT DOMENICHELLI	13	2	1	3	7	1	0	0	0
SEAN BURKE	51	0	2	2	14	0	0	0	0
JEFF DANIELS	10	0	2	2	0	0	0	0	0
CHRIS MURRAY	8	1	1	2	10	0	0	0	0
NOLAN PRATT	9	0	2	2	6	0	0	0	0
BRIAN GLYNN	1	1	0	1	2	0	0	0	0
STEVE MARTINS	2	0	1	1	0	0	0	0	0
JASON MUZZATTI	31	0	1	1	18	0	0	0	0
BRENDAN SHANAHAN	2	1	0	1	0	0	1	0	0
JEFF BROWN	1	0	0	0	0	0	0	0	0
J-S GIGUERE	8	0	0	0	0	0	0	0	0
JASON MCBAIN	6	0	0	0	0	0	0	0	0

**GOALTENDING**

PLAYER	GP	MINS	GA	GAA	SO	W-L-T
SEAN BURKE	51	2985	134	2.69	4	22-22-6
JASON MUZZATTI	31	1591	91	3.43	0	9-13-5
J-S GIGUERE	8	394	24	3.65	0	1-4-0

**SEASON HIGHLIGHTS**

- Kevin Dineen named team captain – October 2, 1999.
- Sean Burke wins 1st two games and is unbeaten in seven games (5-0-2) from 11/9-11/23 as the Whalers lead the Northeast Division.
- Whalers post 16-11-6 mark to rank 1st in the Northeast Division at Christmas break. It marks one of the team's best starts to a season. Paul Maurice named asst. coach for NHL All-Star Game due to 1st place standing.
- Geoff Sanderson named NHL Player of the Week after totaling six points (4g, 2a) in a 2-0-1 week ending 12/8/96.
- Geoff Sanderson named to his second NHL All-Star Team, where he scores a goal. At the Skills Competition, Sanderson skates to second-fastest time (13.823) and finishes second in Hardest Shot Competition (98.6 mph).
- Sean Burke posts back-to-back home shutouts against CGY and MTL on March 5th and 7th.
- Whalers suffer franchise-high 368 games lost due to injury.
- Whalers complete final season in Hartford as Kevin Dineen scores the game-winner in a 2-1 victory over Tampa Bay – April 13, 1997. Team misses playoffs by two points.

**MAJOR TRADES**

**10/09/96** – Acquired Paul Coffey, Keith Primeau and 1997 1st-round draft pick (Nikos Tselios) from DET in exchange for Brendan Shanahan and Brian Glynn.

**10/12/96** – Acquired Stu Grimson from DET by way of NHL waivers.

**12/15/96** – Acquired Kevin Haller, 1997 1st-round draft pick (traded on draft day 1997 to SJ (Scott Hannan) for 1997 2nd-round pick (Brad DeFauw) and 1997 7th-round pick (Andrew Merrick) and 1997 7th-round draft pick from PHI for Paul Coffey and 1997 3rd-round draft pick (Kris Mallette).

**03/05/97** – Acquired Steve Chiasson and 1997 3rd-round draft pick (Francis Lessard) from CGY for Glen Feathersone, Hnat Domenichelli, 1997 2nd-round draft pick (Dimitri Kokorev), and 1998 3rd-round draft pick.

**03/18/97** – Acq. Bates Battaglia and 4th-round draft pick in 1998 (Josef Vasicek) from ANA for Mark Janssens; acq. 8th-round draft pick in 1998 (Jaroslav Svoboda) from TOR for Kelly Chase; acq. Chris Murray from PHX for Gerald Diduck; acq. Derek King from the NYI for 5th-round draft pick in 1997.

# 1995-96 IN REVIEW

## CLOSING GAME ROSTER *vs. Buffalo Sabres (away 4/14/96)*

<b>1</b>	Sean Burke	G	<b>11</b>	Kevin Dineen	RW	<b>21</b>	Andrew Cassels	C	<b>27</b>	Jeff Brown	D
<b>4</b>	Gerald Diduck	D	<b>12</b>	Steve Rice	RW	<b>22</b>	Mark Janssens	C	<b>28</b>	Paul Ranheim	LW
<b>7</b>	Brian Glynn	D	<b>13</b>	Andrei Nikolishin	C	<b>23</b>	Marek Malik	D	<b>29</b>	Jason Muzzatti	G
<b>8</b>	Geoff Sanderson	LW	<b>15</b>	Scott Daniels	LW	<b>24</b>	Sami Kapanen	LW	<b>92</b>	Jeff O'Neill	C
<b>10</b>	Brad McCrimmon	D	<b>16</b>	Nelson Emerson	RW	<b>25</b>	Jason McBain	D	<b>94</b>	Brendan Shanahan	LW

## FINAL NORTHEAST DIVISION STANDINGS

	GP	W	L	T	GF	GA	PTS
BUFFALO	82	40	30	12	237	208	92
PITTSBURGH	82	38	36	8	285	280	84
OTTAWA	82	31	36	15	226	234	77
MONTREAL	82	31	36	15	249	276	77
HARTFORD*	82	32	39	11	226	256	75
BOSTON	82	26	47	9	234	300	61

\*Did not make playoffs.

## COMPLETE RESULTS *(\*Overtime)*

DATE	W/L	SCORE	OPP.	DATE	W/L	SCORE	OPP.
10/7	W	2-0	NYR	1/10	L	2-3*	at CGY
10/11	W	3-2	ANA	1/12	W	3-2	at WIN
10/14	W	3-2	CHI	1/16	W	3-0	VAN
10/16	W	7-5	at NYR	1/17	W	6-3	at NYI
10/20	T	2-2*	PIT	1/24	L	2-4	at BUF
10/21	L	0-3	at FLA	1/25	W	8-2	LA
10/25	L	2-4	STL	1/27	T	4-4*	NJ
10/27	L	1-4	MTL	1/30	L	2-8	at SJ
10/28	L	0-3	at BOS	1/31	W	6-4	at LA
11/2	L	0-5	OTT	2/2	W	4-3	at ANA
11/4	W	5-4	at OTT	2/7	W	5-3	at VAN
11/5	L	1-6	at PHI	2/9	W	3-2*	at COL
11/7	W	7-3	SJ	2/11	W	5-3	at DAL
11/11	L	1-4	NYR	2/14	L	0-3	BOS
11/14	L	0-1	at NJ	2/17	W	2-1*	BUF
11/15	W	3-2	OTT	2/21	W	5-3	MTL
11/18	L	2-4	PHI	2/23	L	4-5	at PIT
11/20	L	3-4*	at MTL	2/25	L	2-6	DAL
11/22	W	4-2	MTL	2/28	T	4-4*	EDM
11/24	W	4-0	at TOR	3/1	L	2-5	WIN
11/25	L	2-4	WSH	3/2	W	7-1	FLA
11/29	T	2-2*	at TB	3/6	L	2-4	DET
12/1	L	1-2	at BUF	3/8	W	7-4	TOR
12/2	L	3-5	FLA	3/9	L	3-6	at STL
12/6	W	7-4	NYI	3/13	W	3-2	PIT
12/9	L	0-6	at PIT	3/16	W	2-1	BUF
12/10	L	1-4	at CHI	3/18	W	6-3	TB
12/13	L	2-3	TB	3/20	L	2-3	at MTL
12/15	W	4-2	COL	3/22	T	1-1*	at OTT
12/16	T	3-3*	at NYI	3/23	T	2-2*	at WSH
12/18	L	2-3	at MTL	3/25	L	0-3	at PHI
12/20	L	2-3	CGY	3/27	L	5-6*	BOS
12/22	T	3-3*	at NYR	3/30	W	3-1	NYI
12/23	T	3-3*	PHI	4/1	L	2-3	at FLA
12/28	L	4-9	at PIT	4/3	L	2-4	at TB
12/30	L	0-3	at WSH	4/4	W	1-0	at NJ
12/31	L	2-3	at DET	4/6	L	3-6	NJ
1/3	W	2-0	WSH	4/8	W	5-4	PIT
1/5	W	4-2	OTT	4/11	L	2-3	at BOS
1/6	L	2-5	at BOS	4/13	W	2-0	BOS
1/9	W	5-1	at EDM	4/14	L	1-4	at BUF

## MAJOR TRADES

**07/27/95** – Brendan Shanahan acquired from STL for Chris Pronger.

**10/06/95** – Nelson Emerson acquired from Winnipeg for Darren Turcotte.

**12/01/95** – Jeff Reese traded to TB for 1996 9th-round draft pick (Askhat Rakhmatullin).

**12/20/95** – Jeff Brown and a 1998 3rd-round draft pick (later traded to CGY in Steve Chiasson trade) acquired from VAN for Jim Dowd, Frantisek Kucera and a 1997 2nd-round draft pick from NJ for Jocelyn Lemieux and a 1998 2nd-round pick (later traded to Dallas-John Erskine).

**12/28/95** – Kevin Dineen acquired from PHI for a 1997 7th-round draft pick (which was later re-acquired in the Paul Coffey trade).

## FINAL STATISTICS *(W/whalers games only)*

	SCORING								
PLAYER	GP	G	A	PTS	PIM	PP	SH	GW	GT
BRENDAN SHANAHAN	74	44	34	78	125	17	2	6	0
GEOFF SANDERSON	81	34	31	65	40	6	0	7	0
ANDREW CASSELS	81	20	43	63	39	6	0	1	2
NELSON EMERSON	81	29	29	58	78	12	2	5	0
ANDREI NIKOLISHIN	61	14	37	51	34	4	1	3	0
ROBERT KRON	77	22	28	50	6	8	1	3	0
JEFF BROWN	48	7	31	38	38	5	0	0	0
PAUL RANHEIM	73	10	20	30	14	0	1	1	0
JEFF O'NEILL	65	8	19	27	40	1	0	1	0
GLEN WESLEY	68	8	16	24	88	6	0	1	0
STEVE RICE	59	10	12	22	47	1	0	2	0
ADAM BURT	78	4	9	13	121	0	0	1	0
GLEN FEATHERSTONE	68	2	10	12	138	0	0	1	0
GERALD DIDUCK	79	1	9	10	88	0	0	0	0
KEVIN DINEEN	20	2	7	9	67	0	0	0	0
SAMI KAPANEN	35	5	4	9	6	0	0	0	0
BRAD McCRIMMON	58	3	6	9	62	0	1	0	0
MARK JANSSENS	81	2	7	9	155	0	0	0	0
FRANTISEK KUCERA	30	2	6	8	10	0	0	1	0
SCOTT DANIELS	53	3	4	7	254	0	0	0	0
KELLY CHASE	55	2	4	6	220	0	0	1	0
SEAN BURKE	66	0	6	6	16	0	0	0	0
STEVE MARTINS	23	1	3	4	8	0	0	0	0
BRIAN GLYNN	54	0	4	4	44	0	0	0	0
KEVIN SMYTH	21	2	1	3	8	1	0	0	0
JOCELYN LEMIEUX	29	1	2	3	31	0	0	0	0
JIMMY CARSON	11	1	0	1	0	0	0	0	0
ALEXANDER GODYNYUK	3	0	0	0	2	0	0	0	0
JASON McBAIN	3	0	0	0	0	0	0	0	0
MAREK MALIK	7	0	0	0	4	0	0	0	0
JASON MUZZATTI	22	0	0	0	33	0	0	0	0
JEFF REESE	7	0	0	0	0	0	0	0	0

## GOALTENDING

PLAYER	GP	MINS	GA	GAA	SO	W-L-T
JASON MUZZATTI	22	1013	49	2.9	1	4-8-3
SEAN BURKE	66	3669	190	3.11	4	28-28-6
JEFF REESE	7	275	14	3.05	1	2-3-0

## SEASON HIGHLIGHTS

- Paul Holmgren is fired as head coach and is replaced by Paul Maurice – November 6, 1995.
  - Brendan Shanahan starts in the NHL's 46th All-Star Game and scores a goal.
- Shanahan led the Whalers in goals (44) and points (78).
- Whalers re-acquire Kevin Dineen from Philadelphia for a 1997 seventh-round draft pick, which was later re-acquired in the Paul Coffey trade.
  - The Whalers win the last five games of a six-game road trip—the best six-game road trip in club history.
  - Whalers complete season with their best record since the 1989-90 season.
- The team's home record (22-15-4) is the Whalers' best home ice record since 1986-87.

## CLOSING GAME ROSTER vs. Quebec Nordiques (away 5/3/95)

<b>1</b>	Sean Burke	G	<b>11</b>	Andrei Nikolishin	C	<b>20</b>	Glen Wesley	D	<b>28</b>	Paul Ranheim	RW
<b>4</b>	Frantisek Kucera	D	<b>13</b>	Ted Drury	C	<b>22</b>	Mark Janssens	C	<b>35</b>	Jeff Reese	G
<b>6</b>	Adam Burt	D	<b>14</b>	Kevin Smyth	LW	<b>24</b>	Jim Storm	LW	<b>36</b>	Glen Featherstone	D
<b>7</b>	Brian Glynn	D	<b>17</b>	Scott Daniels	LW	<b>26</b>	Jocelyn Lemieux	RW	<b>44</b>	Chris Pronger	D
<b>8</b>	Geoff Sanderson	LW	<b>18</b>	Robert Kron	LW	<b>27</b>	Kelly Chase	RW	<b>89</b>	Darren Turcotte	C

## FINAL NORTHEAST DIVISION STANDINGS

	GP	W	L	T	GF	GA	PTS
QUEBEC	48	30	13	5	185	134	65
PITTSBURGH	48	29	16	3	181	158	61
BOSTON	48	27	18	3	150	127	57
BUFFALO	48	22	19	7	130	119	51
HARTFORD*	48	19	24	5	127	141	43
MONTREAL	48	18	23	7	125	148	43
OTTAWA	48	9	34	5	117	174	23

\*Did not make playoffs.

## FINAL STATISTICS (Whalers games only)

	SCORING								
PLAYER	GP	G	A	PTS	PIM	PP	SH	GW	GT
ANDREW CASSELS	46	7	30	37	18	1	0	1	0
DARREN TURCOTTE	47	17	18	35	22	3	1	3	0
GEOFF SANDERSON	46	18	14	32	24	4	0	4	0
STEVE RICE	40	11	10	21	61	4	0	1	1
PAUL RANHEIM	47	6	14	20	10	0	0	1	0
FRANTISEK KUCERA	48	3	17	20	30	0	0	1	0
JIMMY CARSON	38	9	10	19	29	4	0	3	0
ROBERT KRON	37	10	8	18	10	3	1	1	0
ANDREI NIKOLISHIN	39	8	10	18	10	1	1	0	0
ADAM BURT	46	7	11	18	65	3	0	1	0
PAT VERBEEK	29	7	11	18	53	3	0	0	1
GLEN WESLEY	48	2	14	16	50	1	0	1	0
CHRIS PRONGER	43	5	9	14	54	3	0	1	0
JOCELYN LEMIEUX	41	6	5	11	32	0	0	1	0
TED DRURY	34	3	6	9	21	0	0	0	0
MARK JANSSENS	46	2	5	7	93	0	0	0	0
BRIAN GLYNN	43	1	6	7	32	0	0	0	0
KEVIN SMYTH	16	1	5	6	13	0	0	0	0
IGOR CHIBIREV	8	3	1	4	0	0	0	0	0
KELLY CHASE	28	0	4	4	141	0	0	0	0
GLEN FEATHERSTONE	13	1	1	2	32	0	0	0	0
JIM STORM	6	0	3	3	0	0	0	0	0
SCOTT DANIELS	12	0	2	2	55	0	0	0	0
MAREK MALIK	1	0	1	1	0	0	0	0	0
BRAD McCRIMMON	33	0	1	1	42	0	0	0	0
SEAN BURKE	42	0	1	1	8	0	0	0	0
ROBERT PETROVICKY	2	0	0	0	0	0	0	0	0
JEFF REESE	11	0	0	0	0	0	0	0	0
JIM SANDLAK	13	0	0	0	0	0	0	0	0
ALEXANDER GODYNYUK	14	0	0	0	8	0	0	0	0

## GOALTENDING

PLAYER	GP	MINS	GA	GAA	SO	W-L-T
SEAN BURKE	42	2418	108	2.68	0	17-19-4
JEFF REESE	11	477	26	3.27	0	2-5-1

## COMPLETE RESULTS (\*Overtime)

DATE	W/L	SCORE	OPP.	DATE	W/L	SCORE	OPP.
1/21	T	1-1*	WSH	3/14	W	6-4	NYI
1/22	T	2-2*	NJ	3/16	T	2-2*	at NJ
1/25	W	4-1	OTT	3/20	L	0-5	WSH
1/26	L	2-3	at PHI	3/22	W	4-3	PHI
1/28	L	1-2	FLA	3/25	W	5-1	NYI
2/1	W	2-1	at OTT	3/26	W	4-3*	at WSH
2/4	L	4-5	at BOS	3/29	T	4-4*	at FLA
2/5	L	1-3	at QUE	3/31	L	0-2	at TB
2/8	L	2-3	QUE	4/4	L	3-6	at BUF
2/10	L	3-4	at TB	4/5	W	8-4	at PIT
2/11	L	3-4	at FLA	4/8	W	4-2	BUF
2/13	T	2-2*	at MTL	4/9	L	0-3	TB
2/15	W	4-1	MTL	4/12	W	4-2	OTT
2/16	L	2-5	at PIT	4/14	W	4-3*	MTL
2/18	W	4-2	PIT	4/16	L	2-3	at NJ
2/22	W	3-2*	BOS	4/18	W	2-1	at BUF
2/24	W	2-1	at NYR	4/20	L	2-3	at NYR
2/25	L	1-3	BUF	4/21	L	3-6	at WSH
2/28	W	6-3	at OTT	4/23	L	2-4	PIT
3/1	L	2-5	NYR	4/24	W	4-3	at MTL
3/4	W	3-2*	TB	4/26	L	0-1	at BOS
3/5	L	2-5	BOS	4/28	L	3-4	PHI
3/7	L	1-3	at NYI	5/3	L	1-4	at QUE
3/9	W	2-1	QUE				
3/12	L	1-4	FLA				

## MAJOR TRADES

**08/26/94** – Glen Wesley acquired from BOS for Carolina's first-round draft picks in the 1995 (Kyle McLaren), 1996 (Jonathan Aitken) and 1997 (Sergei Samsonov) NHL Entry Draft.

**01/18/95** – Kelly Chase and Brian Glynn selected in NHL Waiver Draft.

**03/23/95** – Glen Featherstone, Michael Stewart and a 1995 first-round (Jean-Sebastien Giguere) and 1996 fourth-round (Steve Wasyloko) draft pick acquired from the NYR for Pat Verbeek.

## SEASON HIGHLIGHTS

- NHL starts a reduced 48-game schedule after the NHL and NHLPA agree upon a new collective bargaining agreement 10 days earlier – January 21, 1995.
- After Whalers' captain Pat Verbeek is traded to the Rangers, the Whalers name Adam Burt, Andrew Cassels and Glen Wesley as alternate captains – March 23, 1995.
- Whalers complete season with an increase in average attendance for the first time since 1987-88 (12.8%).
- Whalers finish season with the NHL's best overtime record (4-0-5) for the second straight season.

# 1993-94 IN REVIEW

## CLOSING GAME ROSTER *vs. Boston Bruins (away 4/1/94)*

<b>1</b>	Sean Burke	G	<b>17</b>	Ted Drury	C	<b>23</b>	Jocelyn Lemieux	LW	<b>33</b>	Ted Crowley	D
<b>4</b>	Frank Kucera	D	<b>18</b>	Robert Kron	LW	<b>24</b>	Jim Storm	LW	<b>35</b>	Jeff Reese	G
<b>8</b>	Geoff Sanderson	LW	<b>20</b>	Kevin Smyth	LW	<b>25</b>	Bob McGill	D	<b>39</b>	Robert Petrovicky	LW
<b>10</b>	Brad McCrimmon	D	<b>21</b>	Andrew Cassels	C	<b>26</b>	Brian Propp	LW	<b>44</b>	Chris Pronger	D
<b>16</b>	Pat Verbeek	RW	<b>22</b>	Mark Janssens	C	<b>29</b>	Marc Potvin	RW	<b>45</b>	John Stevens	D

## FINAL NORTHEAST DIVISION STANDINGS

	GP	W	L	T	GF	GA	PTS
PITTSBURGH	84	44	27	13	299	285	101
BOSTON	84	42	29	13	289	252	97
MONTREAL	84	41	29	14	283	248	96
BUFFALO	84	43	32	9	282	218	95
QUEBEC	84	34	42	8	277	292	76
HARTFORD*	84	27	48	9	227	288	63
OTTAWA	84	14	61	9	201	397	37

\*Did not make playoffs.

## COMPLETE RESULTS *(\*Overtime)*

DATE	W/L	SCORE	OPP.	DATE	W/L	SCORE	OPP.
10/6	L	3-4	at MTL	1/12	L	4-6	at LA
10/9	L	2-5	PHI	1/14	L	3-6	at ANA
10/10	W	3-2	at BUF	1/15	L	2-8	at SJ
10/13	W	4-3	MTL	1/17	L	3-5	at BOS
10/14	W	6-2	at CHI	1/19	T	3-3*	TOR
10/16	L	3-5	at PIT	1/24	L	1-2	BOS
10/19	L	2-7	at TOR	1/26	L	0-3	MTL
10/20	L	2-5	QUE	1/27	T	1-1*	at OTT
10/23	T	3-3*	BUF	1/29	L	2-3	QUE
10/27	L	1-5	at DAL	2/1	W	2-1	at QUE
10/28	L	1-2	at STL	2/2	L	2-9	at MTL
10/30	L	1-4	NYR	2/4	T	2-2*	at WIN
11/1	L	2-4	STL	2/6	W	4-2	at VAN
11/3	L	3-6	CGY	2/11	L	1-4	at CGY
11/6	L	3-5	at NYI	2/12	W	5-2	at EDM
11/10	W	4-3*	OTT	2/16	L	3-5	BUF
11/13	T	4-4*	EDM	2/17	L	4-6	at PIT
11/17	L	2-4	BOS	2/19	W	4-2	NYR
11/18	L	3-6	at PHI	2/24	L	0-3	at DET
11/20	L	2-3	SJ	2/26	T	1-1*	NJ
11/23	W	2-1*	at FLA	2/27	L	1-3	WSH
11/24	L	1-4	at TB	3/2	L	1-4	LA
11/27	W	4-0	FLA	3/4	W	2-1	at FLA
11/29	W	4-2	at OTT	3/5	L	2-4	at TB
12/1	W	5-3	DET	3/9	W	4-1	TB
12/4	L	6-7*	PIT	3/10	L	0-4	at NJ
12/7	W	6-1	at WSH	3/12	T	2-2*	DAL
12/8	L	1-4	VAN	3/13	L	2-3	PIT
12/11	L	0-3	BUF	3/16	L	0-4	at NYR
12/12	T	2-2*	at BOS	3/17	L	1-4	at QUE
12/15	L	2-5	at NYR	3/19	W	5-3	at PHI
12/18	W	4-1	WSH	3/22	L	1-4	at WSH
12/22	W	6-3	NJ	3/25	L	3-6	at BUF
12/23	W	2-1	at OTT	3/26	L	2-3	ANA
12/26	W	3-2*	OTT	3/29	L	2-6	at DET
12/28	L	2-4	at NJ	3/30	W	3-2*	CHI
12/29	L	3-5	FLA	4/2	L	5-6	PHI
1/1	W	4-3	at NYI	4/6	T	3-3*	NYI
1/2	W	7-2	PIT	4/7	L	2-5	at QUE
1/5	W	4-0	WIN	4/10	W	6-4	TB
1/6	L	1-2	STL	4/11	L	1-3	MTL
1/8	W	6-0	NYI	4/14	W	3-2	at BOS

## MAJOR TRADES

**11/02/93** – Bryan Marchment and Steve Larmer acquired from CHI for Patrick Poulin and Eric Weinrich.

**11/02/93** – Darren Turcotte and James Patrick acquired from NYR for Nick Kypreos, Barry Richter, Steve Larmer and a 1994 sixth-round draft pick (Yuri Litinev).

**12/16/93** – Alexander Godynuk acquired from FLA for Jim McKenzie.

**03/10/94** – Gary Suter, Ted Drury and Paul Ranheim acquired from CGY for Zarley Zalapski, James Patrick and Michael Nylander.

**05/11/94** – Frantisek Kucera and Jocelyn Lemieux acquired from CHI for Gary Suter, Randy Cunneyworth and a 1995 third-round pick (later traded to VAN for Larry Courville).

## FINAL STATISTICS *(W/whalers games only)*

	SCORING								
PLAYER	GP	G	A	PTS	PIM	PP	SH	GW	GT
PAT VERBEEK	84	37	38	75	177	15	1	3	1
GEOFF SANDERSON	82	41	26	67	42	15	1	6	2
ANDREW CASSELS	79	16	42	58	37	8	1	3	0
ROBERT KRON	77	24	26	50	8	2	1	3	0
MICHAEL NYLANDER	58	11	33	44	24	4	0	1	2
ZARLEY ZALAPSKI	56	7	30	37	56	0	0	0	0
CHRIS PRONGER	81	5	25	30	113	2	0	0	0
BRIAN PROPP	65	12	17	29	44	3	1	2	0
JAMES PATRICK	47	8	20	28	32	4	1	2	1
ADAM BURT	63	1	17	18	75	0	0	0	0
RANDY CUNNEYWORTH	63	9	8	17	87	0	1	1	0
JIM STORM	68	6	10	16	27	1	0	0	0
IGOR CHIBIREV	37	4	11	15	2	0	0	1	0
DARREN TURCOTTE	19	2	11	13	4	0	0	0	0
ALEXANDER GODYNYUK	43	3	9	12	40	0	0	1	0
MARK JANSSENS	84	2	10	12	137	0	0	0	0
ROBERT PETROVICKY	33	6	5	11	39	1	0	0	0
BRYAN MARCHMENT	42	3	7	10	124	0	1	1	0
MARK GREIG	31	4	5	9	31	0	0	0	0
JIM SANDLAK	27	6	2	8	32	2	0	1	0
JOCELYN LEMIEUX	16	6	1	7	19	0	0	2	0
TED DRURY	16	1	5	6	10	0	0	0	0
BRAD McCRIMMON	65	1	5	6	72	0	0	0	0
KEVIN SMYTH	21	3	2	5	10	0	0	0	0
MARC POTVIN	51	2	3	5	246	0	0	0	0
FRANTISEK KUCERA	16	1	3	4	14	1	0	0	0
PAUL RANHEIM	15	0	3	3	2	0	0	0	0
TED CROWLEY	21	1	2	3	10	1	0	0	0
PATRICK POULIN	9	2	1	3	11	1	0	0	0
JOHN STEVENS	9	0	3	3	4	0	0	0	0
BOB MCGILL	30	0	3	3	41	0	0	0	0
JIM MCKENZIE	26	1	2	3	67	0	0	0	0
ERIC WEINRICH	8	1	1	2	2	1	0	0	0
TODD HARKINS	28	1	0	1	49	0	0	0	0
JEFF REESE	19	0	1	1	0	0	0	0	0
DAN KECZMER	12	0	1	1	12	0	0	0	0
MIKE TOMLAK	1	0	0	0	0	0	0	0	0
MIKE LENARDUZZI	1	0	0	0	0	0	0	0	0
YVON CORRIVEAU	3	0	0	0	0	0	0	0	0
MARIO GOSSELIN	7	0	0	0	0	0	0	0	0
ALLEN PEDERSEN	7	0	0	0	9	0	0	0	0
FRANK PIETRANGELO	19	0	0	0	2	0	0	0	0
SEAN BURKE	47	0	0	0	16	0	0	0	0
DOUG HOUDA	7	0	0	0	23	0	0	0	0
NICK KYPREOS	10	0	0	0	37	0	0	0	0
GOALTENDING									
PLAYER	GP	MINS	GA	GAA	SO	W-L-T			
MIKE LENARDUZZI	1	21	1	2.86	0	0-0-0			
SEAN BURKE	47	2750	137	2.99	2	17-24-5			
JEFF REESE	19	1057	56	3.18	1	5-9-3			
FRANK PIETRANGELO	19	984	59	3.60	0	5-11-1			
MARIO GOSSELIN	7	239	21	5.27	0	0-4-0			

## SEASON HIGHLIGHTS

- Geoff Sanderson has his second straight 40-goal season, leading the Whalers with 41.
- Andrew Cassels is the Whalers' top playmaker for the second straight season with 42 assists.
- Paul Holmgren steps down as head coach to concentrate on his duties as general manager. He is replaced by Pierre McGuire on November 16.
- Eleven Whalers finish the season with other NHL clubs as the team makes major trades with Chicago, Florida, Calgary and the NY Rangers.
- On the day the Whalers host the 1994 Entry Draft, the club is sold to Peter Karmanos Jr., Thomas Thewes and Jim Rutherford. Holmgren is named head coach and Rutherford becomes club president and general manager.

**CLOSING GAME ROSTER** vs. *Philadelphia Flyers (home 4/16/93)*

<b>3</b>	Zarley Zalapski	D	<b>11</b>	Yvon Corriveau	RW	<b>23</b>	Paul Gillis	C	<b>30</b>	Mike Lenarduzzi	G
<b>4</b>	Eric Weinrich	D	<b>12</b>	Barry Nieckar	LW	<b>24</b>	Patrick Poulin	LW	<b>36</b>	Michael Nylander	C
<b>6</b>	Adam Burt	D	<b>16</b>	Pat Verbeek	RW	<b>25</b>	Terry Yake	C	<b>38</b>	Robert Kron	RW
<b>7</b>	Randy Cunneynworth	LW	<b>21</b>	Andrew Cassels	C	<b>27</b>	Doug Houda	D	<b>40</b>	Frank Pietrangelo	G
<b>8</b>	Geoff Sanderson	LW	<b>22</b>	Mark Janssens	C	<b>29</b>	Randy Ladouceur	D	<b>41</b>	Al Pedersen	D

**FINAL ADAMS DIVISION STANDINGS**

	GP	W	L	T	GF	GA	PTS
BOSTON	84	51	26	7	332	268	109
QUEBEC	84	47	27	10	351	300	104
MONTREAL	84	48	30	6	326	280	102
BUFFALO	84	38	36	10	335	297	86
HARTFORD*	84	26	52	6	284	369	58
OTTAWA	84	10	70	4	202	395	24

\*Did not make playoffs.

**COMPLETE RESULTS** (\*Overtime)

DATE	W/L	SCORE	OPP.	DATE	W/L	SCORE	OPP.
10/6	L	1-5	MTL	1/13	L	3-7	at MTL
10/8	L	2-3*	at BOS	1/15	L	1-3	at EDM
10/10	L	2-5	BUF	1/16	L	3-8	at VAN
10/12	L	2-6	at NYR	1/18	L	7-8	WIN
10/14	W	4-1	OTT	1/21	W	4-2	SJ
10/17	L	3-7	PIT	1/23	L	2-6	CHI
10/20	W	5-4	at NJ	1/24	L	4-5*	at PHI
10/22	W	5-1	at OTT	1/27	W	6-5	at MTL
10/24	L	2-4	at NYI	1/28	L	2-5	at OTT
10/28	L	3-4*	NJ	1/30	L	3-6	WIN
10/31	L	1-7	LA	2/3	L	2-3	at BUF
11/3	T	3-3*	QUE	2/8	L	1-3	STL
11/6	L	2-5	at DET	2/12	W	6-2	at WIN
11/7	L	2-6	WSH	2/13	L	3-4*	at CGY
11/11	L	3-4	CGY	2/17	L	3-5	BUF
11/13	L	2-8	at BUF	2/20	W	7-3	EDM
11/14	L	0-2	DET	2/21	L	3-4	PIT
11/18	W	5-2	STL	2/24	L	2-5	PHI
11/19	W	4-2	at OTT	2/27	W	5-3	at QUE
11/21	L	2-8	at QUE	2/28	L	6-7*	NYI
11/25	L	1-6	MTL	3/3	L	4-7	NJ
11/27	L	4-5*	at BOS	3/5	W	4-2	at BUF
11/28	W	4-3*	BOS	3/6	W	5-1	VAN
12/1	L	4-8	at STL	3/8	W	4-2	at QUE
12/3	W	7-5	at SJ	3/10	L	3-5	at TOR
12/5	L	3-7	at LA	3/13	T	3-3*	BUF
12/9	W	6-2	OTT	3/16	W	4-3*	at TB
12/11	L	3-9	at BUF	3/19	L	2-5	at WSH
12/12	T	1-1	BUF	3/22	L	4-5	at BOS
12/16	W	6-3	WSH	3/24	L	5-6*	MTL
12/18	L	3-4	at WSH	3/27	W	2-1	at MIN
12/19	T	4-4*	NYR	3/28	L	0-3	at CHI
12/21	W	5-2	at MTL	3/30	L	1-3	BOS
12/23	W	3-1	TB	4/1	L	2-10	at PIT
12/26	L	4-9	BOS	4/3	W	7-3	OTT
12/27	L	2-6	at NJ	4/5	W	5-4	at NYR
12/31	L	2-6	QUE	4/7	W	6-1	at OTT
1/2	L	2-3*	at BOS	4/10	L	3-6	at QUE
1/3	T	6-6*	MIN	4/11	L	2-4	TOR
1/6	L	1-3	BUF	4/13	T	3-3*	at NYI
1/9	W	4-2	QUE	4/14	W	5-4*	NYI
1/10	L	5-7	MTL	4/16	L	4-5*	PHI

**MAJOR TRADES****06/15/92** – Obtained Nick Kypreos from WSH for Mark Hunter and Yvon Corriveau.**08/28/92** – Obtained Sean Burke and Eric Weinrich from NJ for Bobby Holik, a 2nd-round 1993 draft pick (Jay Pandolfo) and future considerations.**09/03/92** – Obtained Mark Janssens from MIN for James Black.**11/24/92** – Traded John Cullen to TOR for a 1993 2nd-round pick (later traded to SJ in Chris Pronger trade).**03/22/93** – Obtained Robert Kron, 1993 3rd-round pick (Marek Malik) and future considerations from VAN for Murray Craven and the 1993 5th-round pick from VAN in the Corrie D'Alessio trade.**05/17/93** – Obtained Jim Sandlak from VAN to complete the 03/22 trade.**FINAL STATISTICS** (Whalers games only)

	SCORING								
PLAYER	GP	G	A	PTS	PIM	PP	SH	GW	GT
GEOFF SANDERSON	82	46	43	89	28	21	2	4	0
ANDREW CASSELS	84	21	65	86	62	8	3	1	0
PAT VERBEEK	84	39	43	82	197	16	0	6	2
ZARLEY ZALAPSKI	83	14	51	65	94	8	1	0	0
TERRY YAKE	66	22	31	53	46	4	1	2	0
PATRICK POULIN	81	20	31	51	37	4	0	2	0
ERIC WEINRICH	79	7	29	36	76	0	2	2	0
MICHAEL NYLANDER	59	11	22	33	36	3	0	1	0
MARK JANSSENS	76	12	17	29	237	0	0	1	0
NICK KYPREOS	75	17	10	27	325	0	0	2	1
ADAM BURT	65	6	14	20	116	0	0	0	0
YVON CORRIVEAU	37	5	5	10	14	1	0	1	0
RANDY CUNNEYWORTH	39	5	4	9	63	0	0	1	0
ROBERT PETROVICKY	42	3	6	9	45	0	0	0	0
JIM MCKENZIE	64	3	6	9	202	0	0	0	0
DAN KECZMER	23	4	4	8	28	2	0	1	0
DOUG HOUDA	60	2	6	8	167	0	0	0	0
MARK GREIG	22	1	7	8	27	0	0	0	0
JOE DAY	24	1	7	8	47	0	0	0	0
RANDY LADOUCEUR	62	2	4	6	109	0	0	0	0
TIM KERR	22	0	6	6	7	0	0	0	0
ROBERT KRON	13	4	2	6	4	2	0	0	0
JAMIE LEACH	19	3	2	5	2	0	0	0	0
ALLEN PEDERSEN	59	1	4	5	60	0	0	0	0
PAUL GILLIS	21	1	1	2	40	0	0	0	0
SEAN BURKE	50	0	2	2	25	0	0	0	0
CHRIS GOVEDARIS	7	1	0	1	0	0	0	0	0
MARIO GOSSELIN	16	0	1	1	0	0	0	0	0
CORRIE D'ALESSIO	1	0	0	0	0	0	0	0	0
SCOTT DANIELS	1	0	0	0	19	0	0	0	0
BARRY NIECKAR	2	0	0	0	2	0	0	0	0
MIKE LENARDUZZI	3	0	0	0	0	0	0	0	0
JIM AGNEW	16	0	0	0	68	0	0	0	0
FRANK PIETRANGELO	30	0	0	0	4	0	0	0	0

**GOALTENDING**

PLAYER	GP	MINS	GA	GAA	SO	W-L-T
CORRIE D'ALESSIO	1	11	0	0.00	0	0-0-0
MIKE LENARDUZZI	3	168	9	3.21	0	1-1-1
MARIO GOSSELIN	16	867	57	3.94	0	5-9-1
SEAN BURKE	50	2656	184	4.16	0	16-27-3
FRANK PIETRANGELO	30	1373	111	4.85	0	4-15-1

**SEASON HIGHLIGHTS**

- Geoff Sanderson represents the Whalers in the NHL All-Star Skills Competition, and he is chosen as Hartford's MVP by his teammates. Sanderson leads the team with 46 goals and 89 points, including a club record 21 power play goals.
- Andrew Cassels leads the Whalers in assists with 65 in his first full season in Hartford.
- Brian Burke joins the Whalers as general manager.
- Nick Kypreos ties a club record with 42 penalty minutes on December 11 at Buffalo en route to winning the Favorite Whaler and Heavy Hitter awards.
- Captain Pat Verbeek registers his first two hat tricks as a Whaler against Edmonton 2/20 and the New York Islanders 2/28.



# 1991-92 IN REVIEW

## CLOSING GAME ROSTER *vs. Philadelphia Flyers (away 4/15/92)*

<b>3</b>	Zarley Zalapski	D	<b>11</b>	John Cullen	C	<b>24</b>	Bobby Holik	RW	<b>35</b>	Kay Whitmore	G
<b>5</b>	Steve Konroyd	D	<b>12</b>	Murray Craven	LW	<b>25</b>	Mark Bergevin	D	<b>36</b>	Daniel Shank	RW
<b>6</b>	Adam Burt	D	<b>16</b>	Pat Verbeek	LW	<b>26</b>	Mark Hunter	RW	<b>37</b>	Patrick Poulin	LW
<b>7</b>	Randy Cunneynworth	LW	<b>20</b>	Yvon Corriveau	LW	<b>29</b>	Randy Ladouceur	D	<b>40</b>	Frank Pietrangelo	G
<b>8</b>	Geoff Sanderson	LW	<b>21</b>	Andrew Cassels	C	<b>34</b>	Mikael Anderson	C	<b>46</b>	Todd Richards	D

## FINAL ADAMS DIVISION STANDINGS

	GP	W	L	T	GF	GA	PTS
MONTREAL	80	41	28	11	267	207	93
BOSTON	80	36	32	12	270	275	84
BUFFALO	80	31	37	12	289	299	74
HARTFORD*	80	26	41	13	247	283	65
QUEBEC	80	20	48	12	255	318	52

\*Lost to Montreal in Adams Division Semi-Finals, 4-3.

## COMPLETE RESULTS *(\*Overtime)*

DATE	W/L	SCORE	OPP.	DATE	W/L	SCORE	OPP.
10/5	L	2-4	at QUE	1/15	L	3-4	BOS
10/8	T	2-2*	MTL	1/16	L	3-4*	at BOS
10/12	W	5-2	NYR	1/21	T	3-3*	WIN
10/14	W	4-3	at MTL	1/25	T	4-4*	BOS
10/16	W	3-2	at WIN	1/26	L	1-3	at MTL
10/19	W	4-1	BUF	1/28	L	3-4	MIN
10/23	W	3-0	SJ	1/31	L	1-4	at EDM
10/26	L	2-4	CHI	2/1	T	4-4*	at VAN
10/27	L	1-5	at BUF	2/4	L	5-6	at SJ
10/30	T	4-4*	LA	2/6	T	5-5*	at LA
11/1	L	5-8	at DET	2/9	T	4-4*	MIN
11/2	W	6-5	at PIT	2/11	W	5-1	BUF
11/6	L	2-3	CGY	2/13	L	1-3	EDM
11/9	W	4-3	at STL	2/15	L	1-4	at NJ
11/10	L	0-3	CHI	2/16	L	4-5	at BUF
11/12	W	5-4	QUE	2/19	T	2-2*	MTL
11/14	T	2-2*	MTL	2/22	W	4-0	QUE
11/16	L	4-5*	BOS	2/23	L	0-4	DET
11/17	W	3-1	at TOR	2/25	L	2-5	STL
11/22	L	2-8	at NJ	2/27	W	8-4	at PIT
11/23	L	2-3	WSH	2/29	W	5-4*	at MIN
11/25	L	2-5	at QUE	3/1	L	4-9	at NYR
11/27	W	7-3	at PHI	3/3	W	4-0	BOS
11/30	W	3-2	MTL	3/5	L	4-10	QUE
12/1	L	4-5	BOS	3/7	L	1-5	VAN
12/4	L	0-3	TOR	3/9	L	0-2	at QUE
12/7	T	6-6*	BUF	3/11	W	4-0	LA
12/13	W	8-4	at BUF	3/13	W	1-0	at WIN
12/14	L	2-6	NYR	3/14	L	1-3	at EDM
12/17	L	2-4	NYI	3/16	W	4-3	at CGY
12/19	L	1-4	NJ	3/18	L	2-3	at VAN
12/21	L	2-3*	at MTL	3/21	L	4-5	SJ
12/23	W	4-3	BUF	3/22	T	2-2*	PIT
12/26	L	2-3	at BOS	3/24	W	8-2	at WSH
12/28	L	1-4	at QUE	3/26	L	2-7	at STL
12/29	W	6-4	NYI	3/28	L	1-3	CHI
1/2	W	4-1	QUE	3/29	T	2-2*	at BUF
1/4	T	2-2*	WSH	4/12	W	4-2	PHI
1/9	L	1-2	at NYI	4/13	L	3-6	at BOS
1/11	L	2-3	at MTL	4/15	W	4-3*	at PHI

## MAJOR TRADES

**09/17/91** – Andrew Cassels is acquired from MTL for a 1992 second-round draft pick (Valeri Bure).

**11/13/91** – Murray Craven and a 1992 fourth-round draft pick (Kevin Smyth) acquired from PHI for Kevin Dineen.

**01/24/92** – Steve Konroyd is acquired from CHI for Rob Brown.

**03/10/92** – Frank Pietrangelo is acquired from PIT for 1994 third- and seventh-round picks (Sven Butenschon and Serge Habin).

**07/08/92** – Tim Kerr is acquired from NYR for a 1993 seventh-round draft pick (Sergei Kondrashkin).

## FINAL STATISTICS *(Whalers games only)*

PLAYER	SCORING							PIM	PP	SH	GW	GT
	GP	G	A	PTS								
JOHN CULLEN	77	26	51	77	141	10	0	4	0			
PAT VERBEEK	76	22	35	57	243	10	0	3	0			
ZARLEY ZALAPSKI	79	20	37	57	116	4	0	3	1			
MURRAY CRAVEN	61	24	30	54	38	8	4	1	1			
MIKAEL ANDERSSON	74	18	29	47	14	1	3	1	0			
BOBBY HOLIK	76	21	24	45	44	1	0	2	1			
ANDREW CASSELS	67	11	30	41	18	2	2	3	0			
GEOFF SANDERSON	64	13	18	31	18	2	0	1	0			
ROB BROWN	42	16	15	31	39	13	0	2	2			
BRAD SHAW	62	3	22	25	44	0	0	0	0			
ADAM BURT	66	9	15	24	93	4	0	1	0			
MARC BERGEVIN	75	7	17	24	64	4	1	1	0			
MARK HUNTER	63	10	13	23	159	5	0	0	0			
YVON CORRIVEAU	38	12	8	20	36	3	0	0	0			
RANDY CUNNEYNWORTH	39	7	10	17	71	0	0	1	0			
STEVE KONROYD	33	2	10	12	32	1	0	0	0			
JAMES BLACK	30	4	6	10	14	1	0	1	0			
RANDY LADOUCEUR	74	1	9	10	127	0	0	0	0			
DOUG HOUDA	56	3	6	9	125	1	0	1	0			
MICHEL PICARD	25	3	5	8	6	1	0	0	0			
JIM MCKENZIE	67	5	1	6	87	0	0	0	1			
KEVIN DINEEN	16	4	2	6	23	1	0	1	0			
ED KASTELIC	25	1	3	4	61	0	0	0	0			
JOHN STEVENS	21	0	4	4	19	0	0	0	0			
BARRY PEDERSON	5	2	2	4	0	1	0	0	0			
PAUL CYR	17	0	3	3	19	0	0	0	0			
JOE DAY	24	0	3	3	10	0	0	0	0			
DANIEL SHANK	13	2	0	2	18	0	0	0	0			
TERRY YAKE	15	1	1	2	4	0	0	0	0			
PAUL GILLIS	12	0	2	2	48	0	0	0	0			
PETER SIDORKIEWICZ	35	0	1	1	2	0	0	0	0			
KAY WHITMORE	45	0	1	1	16	0	0	0	0			
JERGUS BACA	1	0	0	0	0	0	0	0	0			
DAN KECZMER	1	0	0	0	0	0	0	0	0			
PATRICK POULIN	1	0	0	0	2	0	0	0	0			
MIKE TOMLAK	6	0	0	0	0	0	0	0	0			
TODD RICHARDS	6	0	0	0	2	0	0	0	0			
FRANK PIETRANGELO	5	0	0	0	0	0	0	0	0			
LEE NORWOOD	6	0	0	0	16	0	0	0	0			
CHRIS TANCILL	10	0	0	0	2	0	0	0	0			
GOALTENDING												
PLAYER	GP	MIN	GA	GAA	SO	W-L-T						
KAY WHITMORE	45	2567	155	3.62	3	14-21-6						
PETER SIDORKIEWICZ	35	1995	111	3.34	2	9-19-6						
FRANK PIETRANGELO	5	306	12	2.35	0	3-1-1						

## SEASON HIGHLIGHTS

- Rick Ley is replaced as coach of the club by Jim Roberts – June 7, 1991.
- Jim Roberts becomes the seventh head coach in the 12-year history of the Hartford Whalers – June 7, 1991.
- Jay Leach is named head coach of the Springfield Indians, replacing Roberts – August 7, 1991.
- John Cullen is chosen by his teammates as the team's MVP, and is selected to represent the Whalers in the NHL All-Star Game.

**CLOSING GAME ROSTER** vs. *Boston Bruins (away 4/13/91)*

<b>3</b>	Zarley Zalapski	D	<b>17</b>	Todd Krygier	LW	<b>27</b>	Doug Houda	D	<b>35</b>	Kay Whitmore	G
<b>4</b>	Rob Brown	RW	<b>18</b>	Paul Cyr	LW	<b>28</b>	Mike Tomlak	C	<b>38</b>	Terry Yake	C
<b>11</b>	Kevin Dineen	RW	<b>20</b>	Yvon Corriveau	LW	<b>29</b>	Randy Ladouceur	D	<b>46</b>	Todd Richards	D
<b>12</b>	Dean Evason	C	<b>21</b>	Sylvain Cote	D	<b>30</b>	Peter Sidorkiewicz	G			
<b>15</b>	John Cullen	C	<b>24</b>	Bobby Holik	RW	<b>32</b>	Brad Shaw	D			
<b>16</b>	Pat Verbeek	RW	<b>26</b>	Mark Hunter	RW	<b>33</b>	Jim McKenzie	LW			

**FINAL ADAMS DIVISION STANDINGS**

	GP	W	L	T	GF	GA	PTS
BOSTON	80	44	24	12	299	264	100
MONTREAL	80	39	30	11	273	249	89
BUFFALO	80	31	30	19	292	278	81
HARTFORD*	80	31	38	11	238	276	73
QUEBEC	80	16	50	14	236	354	46

\*Lost to Boston in Adams Division Semifinals 4-2.

**COMPLETE RESULTS** (\*Overtime)

DATE	W/L	SCORE	OPP.	DATE	W/L	SCORE	OPP.
10/4	T	3-3*	QUE	1/2	W	5-2	at VAN
10/6	W	5-4	NYR	1/5	W	4-3	WIN
10/8	L	3-5	at MTL	1/8	L	3-4*	at LA
10/10	W	4-3	BUF	1/10	W	5-4	at VAN
10/12	L	2-4	at DET	1/12	T	2-2*	at TOR
10/13	W	5-2	MTL	1/13	L	3-4	at NYR
10/16	T	1-1*	at QUE	1/16	W	4-3	LA
10/17	W	3-1	at TOR	1/23	W	5-4	CGY
10/19	L	2-5	at LA	1/24	L	0-3	at BOS
10/24	L	0-3	at MIN	1/26	W	5-3	PHI
10/27	L	2-4	VAN	1/29	L	1-8	NYI
10/28	L	0-5	at BUF	1/31	L	3-4*	at STL
10/31	L	2-4	MTL	2/2	W	2-0	at PHI
11/3	L	1-4	STL	2/3	T	1-1*	at NYI
11/6	T	1-1*	CHI	2/6	W	5-1	EDM
11/9	L	4-5	at WIN	2/9	L	2-5	CGY
11/10	W	3-2	at MIN	2/10	W	3-1	CHI
11/14	W	3-1	BOS	2/13	W	6-2	DET
11/15	W	4-2	at NJ	2/15	L	3-5	at NYR
11/17	W	4-2	WSH	2/16	W	2-1	at MTL
11/21	T	4-4*	QUE	2/20	W	5-3	MTL
11/23	W	4-3	at BOS	2/23	L	4-5	BUF
11/24	L	3-4	BOS	2/24	T	5-5*	at BUF
11/28	L	3-4	QUE	2/26	L	4-5	at WIN
11/29	W	6-4	at PIT	2/28	L	3-6	at CHI
12/1	L	2-4	EDM	3/2	T	3-3*	at QUE
12/3	W	4-2	at MTL	3/3	T	4-4*	TOR
12/5	L	3-4	MTL	3/5	L	1-4	STL
12/7	W	4-3*	at BUF	3/9	L	2-5	PIT
12/8	W	3-1	PIT	3/10	L	1-2	QUE
12/12	L	1-5	BOS	3/12	W	3-2	at WSH
12/13	L	2-8	at BOS	3/14	W	4-2	DET
12/15	W	3-2	at WSH	3/16	W	6-2	NJ
12/18	L	3-4*	BUF	3/17	L	1-6	at BUF
12/20	L	2-4	at NYI	3/19	T	1-1*	BOS
12/22	W	1-0	PHI	3/23	L	3-7	at QUE
12/23	L	2-5	MIN	3/25	L	2-3*	at MTL
12/26	W	4-1	at QUE	3/27	L	3-4*	at NJ
12/29	L	2-8	at CGY	3/30	T	5-5*	BUF
12/30	L	3-4	at EDM	3/31	L	3-7	at BOS

**MAJOR TRADES****12/02/90** – Rob Brown is acquired from PIT for Scott Young.**02/20/91** – Doug Houda is acquired from DET for Doug Crossman.**03/04/91** – John Cullen, Zarley Zalapski and Jeff Parker are acquired from PIT for Ron Francis, Ulf Samuelsson and Grant Jennings.**FINAL STATISTICS** (Whalers games only)

	SCORING								
PLAYER	GP	G	A	PTS	PIM	PP	SH	GW	GT
PAT VERBEEK	80	43	39	82	246	15	0	5	1
RON FRANCIS	67	21	55	76	51	10	1	6	0
KEVIN DINEEN	61	17	30	47	104	4	0	2	0
BOBBY HOLIK	78	21	22	43	113	8	0	3	0
ROB BROWN	44	18	24	42	101	10	0	2	0
RAY FERRARO	61	19	16	35	52	5	0	1	1
BRAD SHAW	72	4	28	32	29	2	0	1	0
TODD KRYGIER	72	13	17	30	95	3	0	2	3
DEAN EVASON	75	6	23	29	170	1	0	0	0
PAUL CYR	70	12	13	25	107	0	1	2	0
DOUG CROSSMAN	41	4	19	23	19	2	0	0	0
CAREY WILSON	45	8	15	23	16	4	0	1	0
ULF SAMUELSSON	62	3	18	21	174	0	0	0	0
SYLVAIN COTE	73	7	12	19	17	1	0	0	0
JOHN CULLEN	13	8	8	16	18	4	0	1	0
MIKE TOMLAK	64	8	8	16	55	0	1	0	0
SCOTT YOUNG	34	6	9	15	8	3	1	2	0
RANDY CUNNEYWORTH	32	9	5	14	49	0	0	1	0
MIKAEL ANDERSSON	41	4	7	11	8	0	0	0	0
ADAM BURT	42	2	7	9	63	1	0	1	0
MARK HUNTER	11	4	3	7	40	1	0	0	0
JIM MCKENZIE	41	4	3	7	108	0	0	0	0
DAVE BABYCH	8	0	6	6	4	0	0	0	0
ZARLEY ZALAPSKI	11	3	3	6	6	3	0	0	0
GRANT JENNINGS	44	1	4	5	82	0	0	0	0
TERRY YAKE	19	1	4	5	10	0	0	1	0
RANDY LADOUCEUR	67	1	3	4	118	0	0	0	0
CHRIS GOVEDARIS	14	1	3	4	4	0	0	1	0
ED KASTELIC	45	2	2	4	211	0	0	0	0
TODD RICHARDS	2	0	4	4	2	0	0	0	0
PETER SIDORKIEWICZ	52	0	4	4	6	0	0	0	0
DOUG HOUDA	19	1	2	3	41	0	0	0	1
YVON CORRIVEAU	23	1	1	2	18	0	0	0	0
CHRIS TANCILL	9	1	1	2	4	0	1	0	0
JERGUS BACA	9	0	2	2	14	0	0	0	0
GEOFF SANDERSON	2	1	0	1	0	0	0	0	0
JOHN STEVENS	14	0	1	1	11	0	0	0	0
MICHEL PICARD	5	1	0	1	2	0	0	0	0
KAY WHITMORE	18	0	1	1	4	0	0	0	0
BRIAN CHAPMAN	3	0	0	0	29	0	0	0	0
MARC BERGEVIN	4	0	0	0	4	0	0	0	0
MARK GREIG	4	0	0	0	0	0	0	0	0
JAMES BLACK	1	0	0	0	0	0	0	0	0
JEFF PARKER	4	0	0	0	2	0	0	0	0
ROSS MCKAY	1	0	0	0	0	0	0	0	0
DARYL REAUGH	20	0	0	0	4	0	0	0	0

**GOALTENDING**

PLAYER	GP	MINS	GA	GAA	SO	W-L-T
PETER SIDORKIEWICZ	52	2953	164	3.33	1	21-22-7
DARYL REAUGH	20	1010	53	3.15	1	7-7-1
KAY WHITMORE	18	850	52	3.67	0	3-9-3
ROSS MCKAY	1	35	3	5.14	0	0-0-0

**SEASON HIGHLIGHTS**

- Pat Verbeek is chosen by his teammates as team MVP, and he is the Whalers' representative in the NHL All-Star Game.
- John Cullen finishes fifth in the NHL scoring race with 110 points, the highest point total ever recorded by a Whaler in the team's WHA and NHL history.
- Kevin Dineen is selected as the NHL Budweiser Man-of-the-Year.

1989-90 IN REVIEW

CLOSING GAME ROSTER vs. Boston Bruins (home 4/17/90)

5	Ulf Samuelsson	D	12	Dean Evason	C	21	Sylvain Cote	D	29	Randy Ladouceur	D
7	Randy Cunneynworth	LW	14	Chris Govedaris	RW	25	Grant Jennings	D	30	Peter Sidorkiewicz	G
8	Jody Hull	RW	15	Dave Tippet	LW	26	Ray Ferraro	C	32	Brad Shaw	D
10	Ron Francis	C	16	Pat Verbeek	RW	27	Scott Young	RW	35	Kay Whitmore	G
11	Kevin Dineen	RW	17	Todd Krygier	LW	28	Mike Tomlak	C	44	Dave Babych	D

FINAL ADAMS DIVISION STANDINGS

	GP	W	L	T	GF	GA	PTS
BOSTON	80	46	25	9	289	232	101
BUFFALO	80	45	27	8	286	248	98
MONTREAL	80	41	28	11	288	234	93
HARTFORD*	80	38	33	9	275	268	85
QUEBEC	80	12	61	7	240	407	31

\*Lost to Boston in Adams Division Semifinals 4-3.

COMPLETE RESULTS (\*Overtime)

DATE	W/L	SCORE	OPP.	DATE	W/L	SCORE	OPP.
10/5	L	1-4	MTL	1/5	L	4-6	at CGY
10/7	L	4-6	MIN	1/6	T	4-4*	at EDM
10/8	W	9-6	at QUE	1/10	W	3-1	at VAN
10/11	W	4-1	WSH	1/13	W	6-3	at LA
10/13	L	1-4	at BUF	1/15	L	1-4	at BOS
10/14	L	2-3	NJ	1/17	T	5-5*	BOS
10/18	W	2-1	BUF	1/19	T	3-3*	CGY
10/19	L	3-7	at NYR	1/23	W	4-2	NYI
10/21	T	3-3*	DET	1/25	L	2-3	at STL
10/23	L	2-3	at MTL	1/27	W	6-4	CHI
10/25	W	2-0	QUE	1/30	T	4-4*	EDM
10/26	W	7-3	at NJ	2/1	L	1/2	at PHI
10/28	W	1-0	at BOS	2/3	W	5-1	at QUE
11/1	L	3-5	STL	2/4	L	0-2	at MTL
11/3	W	4-3	at DET	2/7	W	5-3	at MIN
11/4	W	6-3	LA	2/9	L	1-4	VAN
11/8	L	3-6	BUF	2/10	W	6-2	TOR
11/10	W	4-2	at WIN	2/14	T	6-6*	at TOR
11/12	L	2-4	at CHI	2/17	L	3-7	at MTL
11/14	W	3-0	at DET	2/18	W	6-4	at BUF
11/15	L	2-5	BOS	2/21	W	3-2	QUE
11/18	L	2-3	NYR	2/23	L	3-7	at BUF
11/22	L	2-4	QUE	2/24	L	1-3	WIN
11/25	W	5-2	PHI	2/28	W	3-1	MTL
11/26	L	2-4	at BUF	3/2	W	4-3	at WSH
11/28	L	2-4	BUF	3/3	W	6-4	NYR
11/30	W	5-3	at STL	3/6	W	4-2	at NYI
12/2	W	4-3	at MON	3/8	L	6-7	TOR
12/6	L	3-4	NYI	3/10	L	0-5	BUF
12/7	W	4-3	at BOS	3/11	L	3-4	BOS
12/9	W	7-3	NJ	3/13	W	1-0	at VAN
12/13	L	2-5	LA	3/17	L	4-5	at CGY
12/14	W	3-2	at PHI	3/18	W	3-1	at EDM
12/16	L	2-5	WSH	3/21	W	4-1	QUE
12/19	W	8-4	at PIT	3/24	W	7-4	MTL
12/20	W	4-3	BOS	3/25	W	4-2	PIT
12/23	W	4-3	MIN	3/27	T	3-3*	at PIT
12/26	T	3-3*	at QUE	3/29	L	2-3	at BOS
12/30	L	3-7	at CHI	3/31	W	3-2	at QUE
1/3	L	2-4	WIN	4/1	T	1-1*	MTL

MAJOR TRADES

- 06/17/89 – Obtained Pat Verbeek from NJ for Sylvain Turgeon.
- 12/13/89 – Obtained Randy Cunneynworth from WPG for Paul MacDermid.
- 03/05/90 – Obtained Yvon Corriveau from WSH for Mike Liut.

FINAL STATISTICS (Whalers games only)

PLAYER	SCORING							
	GP	G	A	PTS	PIM	PP	SH	GW
RON FRANCIS	80	32	69	101	73	15	1	5
PAT VERBEEK	80	44	45	89	228	14	0	5
KEVIN DINEEN	67	25	41	66	164	8	2	2
SCOTT YOUNG	80	24	40	64	47	10	2	5
RAY FERRARO	79	25	29	54	109	7	0	4
DEAN EVASON	78	18	25	43	138	2	2	2
DAVE BABYCH	72	6	37	43	62	4	0	1
MIKAEL ANDERSSON	50	13	24	37	6	1	2	2
BRAD SHAW	64	3	32	35	30	3	0	0
TODD KRYGIER	58	18	12	30	52	5	1	3
RANDY CUNNEYNWORTH	43	9	9	18	41	2	0	1
DAVE TIPPETT	66	8	19	27	32	0	1	3
MIKE TOMLAK	70	7	14	21	48	1	1	2
YVON CORRIVEAU	13	4	1	5	20	0	0	0
JODY HULL	38	7	10	17	21	2	0	0
RANDY LADOUCEUR	71	3	12	15	126	0	0	0
ULF SAMUELSSON	55	2	11	13	177	0	0	0
ADAM BURT	63	4	8	12	105	1	0	0
GRANT JENNINGS	64	3	6	9	171	0	0	0
ED KASTELIC	67	6	2	8	198	0	0	0
SYLVAIN COTE	28	4	2	6	14	1	0	1
JOEL QUENNEVILLE	44	1	4	5	34	0	0	0
BRIAN LAWTON	13	2	1	3	6	1	0	0
TOM MARTIN	21	1	2	3	37	0	0	0
TERRY YAKE	2	0	1	1	0	0	0	0
JIM CULHANE	6	0	1	1	6	0	0	0
KAY WHITMORE	9	0	1	1	4	0	0	0
CHRIS GOVEDARIS	12	0	1	1	6	0	0	0
PETER SIDORKIEWICZ	46	0	1	1	4	0	0	0
MIKE LIUT	29	0	0	0	0	0	0	0
JAMES BLACK	1	0	0	0	0	0	0	0
BOB BODAK	1	0	0	0	7	0	0	0
ALLEN TIER	2	0	0	0	6	0	0	0
JIM MCKENZIE	5	0	0	0	4	0	0	0
STEVE DYKSTRA	9	0	0	0	2	0	0	0
MARC LAFORGE	9	0	0	0	43	0	0	0

GOALTENDING

PLAYER	GP	MINS	GA	GAA	SO	W-L-T
MIKE LIUT	29	1683	74	2.64	3	15-12-1
KAY WHITMORE	9	442	26	3.53	0	4-2-1
PETER SIDORKIEWICZ	46	2703	161	3.57	1	19-19-7

SEASON HIGHLIGHTS

- Ron Francis selected to play in his fourth NHL All-Star Game.
  - Pat Verbeek is only NHL player to lead team in goals (44) and penalty minutes (228).
  - Whalers produce second best record to date in their NHL history with 38-33-9 mark.
  - Whalers sign 1989 first-round draft choice Bobby Holik to multi-year contract.
- Holik was visiting the U.S. after agreement was reached to allow him to play for Hartford in 1990-91 season.
- Whalers select Mikael Andersson in NHL Waiver Draft. Andersson goes on to tally career-high 37 points in 50 games.

**CLOSING GAME ROSTER** vs. *Montreal Canadiens (home 4/9/89)*

<b>3</b>	Joel Quenneville	D	<b>12</b>	Dean Evason	C	<b>21</b>	Sylvain Cote	D	<b>30</b>	Peter Sidorkiewicz	G
<b>5</b>	Ulf Samuelsson	D	<b>14</b>	Don Maloney	LW	<b>23</b>	Paul MacDermid	RW	<b>32</b>	Brad Shaw	D
<b>7</b>	Brian Lawton	C	<b>15</b>	Dave Tippett	LW	<b>25</b>	Grant Jennings	D	<b>33</b>	Norm Maciver	D
<b>10</b>	Ron Francis	C	<b>16</b>	Sylvain Turgeon	LW	<b>26</b>	Ray Ferraro	C	<b>35</b>	Kay Whitmore	G
<b>11</b>	Kevin Dineen	RW	<b>20</b>	John Anderson	LW	<b>27</b>	Scott Young	RW	<b>44</b>	Dave Babych	D

**FINAL ADAMS DIVISION STANDINGS**

	GP	W	L	T	GF	GA	PTS
MONTREAL	80	53	18	9	315	218	115
BOSTON	80	37	29	14	289	256	88
BUFFALO	80	38	35	7	291	299	83
HARTFORD*	80	37	38	5	299	290	79
QUEBEC	80	27	46	7	262	342	61

\*Lost to Montreal in Adams Division Semifinals 4-0.

**FINAL STATISTICS** (*Whalers games only*)

PLAYER	SCORING							PIM	PP	SH	GW	GT
	GP	G	A	PTS	PIM	PP	SH					
KEVIN DINEEN	79	45	44	89	167	20	1	4	0			
RON FRANCIS	69	29	48	77	36	8	0	4	0			
RAY FERRARO	80	41	35	76	86	11	0	7	0			
SCOTT YOUNG	76	19	40	59	27	6	0	2	0			
DAVE BABYCH	70	6	41	47	54	4	0	2	0			
PAUL MACDERMID	74	17	27	44	141	5	0	3	2			
DAVE TIPPETT	80	17	24	41	45	1	2	1	0			
JOHN ANDERSON	62	16	24	40	28	1	0	0	0			
ULF SAMUELSSON	71	9	26	35	181	3	0	2	0			
JODY HULL	60	16	18	34	10	6	0	2	0			
SYLVAIN TURGEON	42	16	14	30	40	7	0	1	0			
DEAN EVASON	67	11	17	28	60	0	0	0	0			
BRIAN LAWTON	35	10	16	26	28	7	0	2	0			
NORM MACIVER	37	1	22	23	24	1	0	0	0			
SYLVAIN COTE	78	8	9	17	49	1	0	0	0			
BRENT PETERSON	66	4	13	17	61	0	0	2	0			
DON MALONEY	21	3	11	14	23	1	0	1	0			
TOM MARTIN	38	7	6	13	113	0	0	1	0			
GRANT JENNINGS	55	3	10	13	159	0	0	0	0			
JOEL QUENNEVILLE	69	4	7	11	32	0	0	0	0			
RANDY LADOUCEUR	75	2	5	7	95	0	0	0	0			
PETER SIDORKIEWICZ	44	0	3	3	0	0	0	0	0			
DALLAS GAUME	4	1	1	2	0	0	0	0	0			
KAY WHITMORE	3	0	2	2	0	0	0	0	0			
MARK REEDS	7	0	2	2	6	0	0	0	0			
ED KASTELIC	10	0	2	2	15	0	0	0	0			
BRAD SHAW	3	1	0	1	0	1	0	0	0			
JIM PAVESE	5	0	0	0	5	0	0	0	0			
JIM THOMSON	5	0	0	0	14	0	0	0	0			
TERRY YAKE	2	0	0	0	0	0	0	0	0			
ALLAN TUER	4	0	0	0	23	0	0	0	0			
ADAM BURT	5	0	0	0	6	0	0	0	0			
MIKE LIUT	35	0	0	0	0	0	0	0	0			

**GOALTENDING**

PLAYER	GP	MINS	GA	GAA	SO	W-L-T
PETER SIDORKIEWICZ	44	2634	133	3.03	4	22-18-4
KAY WHITMORE	3	180	10	3.33	0	2-1-0
MIKE LIUT	35	2004	142	4.25	1	13-19-1

**SEASON HIGHLIGHTS**

- Kevin Dineen plays in the NHL All-Star Game for the third consecutive season – February 7, 1989.
- Dineen paces all Adams Division players with 45 goals and 89 points.
- Peter Sidorkiewicz named to NHL All-Rookie team.
- Dave Tippett extends consecutive games played streak to 417.
- At the conclusion of the season, Ed Johnston is named vice president and general manager, replacing Emile Francis, who stays as team president – May 11, 1989.
- Larry Pleau is fired as head coach, May 16, and replaced by Rick Ley, June 7.

**COMPLETE RESULTS** (*\*Overtime*)

DATE	W/L	SCORE	OPP.	DATE	W/L	SCORE	OPP.
10/6	L	2-5	QUE	1/10	W	2-1	at WIN
10/8	L	2-6	BOS	1/14	L	6-9	at LA
10/9	L	1-3	at BOS	1/16	L	3-5	at TOR
10/12	W	4-3	at NYR	1/18	L	1-3	at MTL
10/15	W	7-5	CHI	1/19	W	6-4	MTL
10/19	L	4-5	at MTL	1/21	W	5-4	LA
10/22	W	8-6	PHI	1/23	W	5-0	at QUE
10/26	W	7-1	at BUF	1/25	T	3-3*	STL
10/28	L	3-5	at NJ	1/27	W	8-6	at NJ
10/29	W	3-0	NJ	1/28	L	2-3*	QUE
11/1	L	3-5	MTL	1/31	L	3-5	BUF
11/3	W	5-3	at BOS	2/3	L	0-1	at WSH
11/3	L	3-6	MTL	2/4	L	3-5	at NYI
11/5	L	2-3	VAN	2/9	W	5-2	BUF
11/7	L	3-6	at CGY	2/11	W	7-3	WIN
11/9	T	1-1*	at VAN	2/15	W	4-2	at TOR
11/10	L	2-7	at LA	2/18	W	4-3	at MIN
11/12	W	3-1	at MIN	2/19	L	6-7*	at WIN
11/16	L	3-4	DET	2/21	L	4-7	at EDM
11/18	L	2-3	at WSH	2/23	W	4-2	QUE
11/19	L	2-5	CGY	2/25	L	1-9	BOS
11/23	W	4-3	QUE	2/26	W	8-6	PIT
11/26	W	4-2	at QUE	2/28	W	3-1	at NYI
12/2	W	6-1	at BUF	3/2	W	2-1	VAN
12/3	L	2-4	MIN	3/4	L	1-6	MTL
12/6	W	9-0	BUF	3/5	W	3-0	TOR
12/8	W	5-4	NYR	3/8	W	7-3	EDM
12/10	W	4-1	CGY	3/11	L	3-5	at MTL
12/14	L	3-4	at CHI	3/12	T	3-3*	PHI
12/15	T	3-3*	at STL	3/14	W	8-2	NYI
12/17	L	2-4	EDM	3/16	L	1-6	BUF
12/19	L	1-2	at MTL	3/18	L	2-8	WSH
12/21	L	3-4	BOS	3/19	W	3-2	at BOS
12/23	L	4-5	at PHI	3/22	W	4-2	BOS
12/26	L	3-4*	PIT	3/23	L	3-6	at QUE
12/28	T	4-4*	at QUE	3/25	W	4-0	STL
12/30	W	4-3	DET	3/28	L	2-4	at BUF
12/31	W	3-2	at DET	3/30	W	9-5	at PIT
1/2	L	4-5	at NYR	4/1	W	6-1	CHI
1/4	W	5-4*	at BUF	4/2	L	2-3	at BOS

**MAJOR TRADES**

**07/09/88** – Obtained Ed Kastelic and Grant Jennings from WSH for Mike Millar and Neil Sheehy.

**12/26/88** – Obtained Don Maloney, Brian Lawton and Norm Maciver from NYR for Carey Wilson and a fifth-round 1990 draft choice (Lubos Rob).

# 1987-88 IN REVIEW

## CLOSING GAME ROSTER *vs. Montreal Canadiens (away 4/14/88)*

<b>0</b>	Neil Sheehy	D	<b>11</b>	Kevin Dineen	RW	<b>20</b>	John Anderson	LW	<b>29</b>	Randy Ladouceur	D
<b>1</b>	Mike Liut	G	<b>12</b>	Dean Evason	C	<b>21</b>	Sylvain Cote	D	<b>31</b>	Richard Brodeur	G
<b>3</b>	Joel Quenneville	D	<b>15</b>	Dave Tippet	LW	<b>23</b>	Paul MacDermid	RW	<b>32</b>	Torrie Robertson	LW
<b>7</b>	Stewart Gavin	RW	<b>16</b>	Sylvain Turgeon	LW	<b>25</b>	Mike McEwen	D	<b>33</b>	Carey Wilson	C
<b>10</b>	Ron Francis	C	<b>17</b>	Brent Peterson	C	<b>27</b>	Scott Young	RW	<b>44</b>	Dave Babych	D

## FINAL ADAMS DIVISION STANDINGS

	GP	W	L	T	GF	GA	PTS
MONTREAL	80	45	22	13	298	238	103
BOSTON	80	44	30	6	300	251	94
BUFFALO	80	37	32	11	283	305	85
HARTFORD*	80	35	38	7	249	267	77
QUEBEC	80	32	43	5	271	306	69

\*Lost to Montreal in Adams Division Semifinals 4-2.

## COMPLETE RESULTS *(\*Overtime)*

DATE	W/L	SCORE	OPP.	DATE	W/L	SCORE	OPP.
10/8	L	1-5	QUE	1/11	W	4-3	BOS
10/10	L	2-6	NYR	1/13	L	1-2	CHI
10/11	L	2-5	at BOS	1/14	L	2-3	at STL
10/14	L	1-3	at NJ	1/16	W	4-3	at LA
10/16	L	2-6	at WSH	1/19	W	6-3	at MIN
10/17	W	4-3*	NJ	1/21	W	4-3	NYI
10/21	W	5-3	at BUF	1/23	W	5-0	MIN
10/24	W	5-3	CHI	1/24	W	2-1*	DET
10/28	T	2-2*	BUF	1/27	L	1-5	at CGY
10/31	W	7-4	PHI	1/29	W	4-2	at VAN
11/1	W	5-1	at QUE	1/30	L	2-5	at EDM
11/4	T	2-2*	BOS	2/1	L	4-5	at MTL
11/6	L	1-3	at DET	2/3	L	2-5	MTL
11/7	L	3-5	QUE	2/6	L	4-5	at PIT
11/11	T	0-0*	MTL	2/7	W	4-2	TOR
11/14	L	1-4	at BOS	2/13	W	4-1	at MTL
11/16	T	3-3*	at MTL	2/15	L	4-5*	at PHI
11/18	W	9-1	BUF	2/17	W	4-3	WIN
11/21	L	3-4	WSH	2/20	L	0-3	at NYI
11/25	L	5-6	MTL	2/21	L	2-7	NYI
11/27	W	4-2	at BUF	2/23	W	3-2	BOS
11/28	W	4-2	at TOR	2/25	L	2-5	at BOS
12/2	L	3-5	BOS	2/27	L	3-4	BUF
12/3	L	2-5	at PHI	3/1	L	3-6	at WIN
12/5	W	2-1	BUF	3/2	W	2-1	at CHI
12/8	W	5-4	at QUE	3/5	W	3-1	NYR
12/9	W	5-4	WSH	3/8	L	4-6	at QUE
12/12	W	3-2	LA	3/9	W	5-4	LA
12/15	T	2-2*	VAN	3/12	L	0-5	at MTL
12/17	L	0-2	STL	3/13	L	1-4	QUE
12/19	W	4-3	at EDM	3/15	L	6-8	CGY
12/20	T	3-3*	at VAN	3/19	W	5-3	at STL
12/22	L	5-6*	at CGY	3/20	L	1-2	at NYR
12/26	L	2-4	QUE	3/22	W	4-3	WIN
12/27	L	3-5	at QUE	3/24	W	3-2	at DET
12/30	W	3-1	TOR	3/26	W	8-1	MIN
1/2	T	1-1*	NJ	3/27	W	4-2	MTL
1/6	L	1-5	EDM	3/31	L	2-3	at BUF
1/8	L	1-3	at BUF	4/2	W	4-2	BOS
1/9	W	5-4*	PIT	4/3	L	2-4	at PIT

## MAJOR TRADES

**01/03/88** – Obtained Carey Wilson, Neil Sheehy and the rights to Lane MacDonald from CGY for Dana Murzyn and Shane Churla.

**01/22/88** – Obtained Lindsay Carson from PHI for Paul Lawless.

**03/08/88** – Obtained Richard Brodeur from VAN for Steve Weeks.

## FINAL STATISTICS *(Whalers games only)*

PLAYER	SCORING							PIM	PP	SH	GW	GT
	GP	G	A	PTS								
RON FRANCIS	80	25	50	75	87	11	1	3	0			
KEVIN DINEEN	74	25	25	50	217	5	0	4	1			
RAY FERRARO	68	21	29	50	81	6	0	2	0			
DAVE BABYCH	71	14	36	50	54	10	0	2	1			
SYLVAIN TURGEON	71	23	26	49	71	13	0	3	0			
JOHN ANDERSON	63	17	32	49	20	9	0	3	0			
ULF SAMUELSSON	76	8	33	41	159	3	0	0	0			
CAREY WILSON	36	18	20	38	22	7	1	5	0			
DAVE TIPPETT	80	16	21	37	32	1	2	2	0			
PAUL MacDERMID	80	20	15	35	139	4	0	2	0			
DEAN EVASON	77	10	18	28	115	5	0	0	0			
SYLVAIN COTE	67	7	21	28	30	0	1	1	0			
STEWART GAVIN	56	11	10	21	59	2	3	1	1			
MIKE MILLAR	28	7	7	14	6	4	0	2	0			
TORRIE ROBERTSON	63	2	8	10	293	0	0	1	0			
LINDSAY CARSON	27	5	4	9	30	1	1	1	0			
PAUL LAWLESS	28	4	5	9	16	0	0	1	0			
SCOT KLEINENDORST	44	3	6	9	86	0	0	0	0			
BRENT PETERSON	52	2	7	9	40	0	0	0	1			
JOEL QUENNEVILLE	77	1	8	9	44	0	0	0	0			
RANDY LADOUCEUR	68	1	7	8	91	0	0	1	0			
DANA MURZYN	33	1	6	7	45	1	0	0	0			
MARK REEDS	38	0	7	7	31	0	0	0	0			
DAVE WILLIAMS	26	6	0	6	87	1	0	1	0			
NEIL SHEEHY	26	1	4	5	116	0	0	0	0			
TIM MARTIN	5	1	2	3	14	0	0	0	0			
MIKE McEWEN	9	0	3	3	10	0	0	0	0			
MIKE LIUT	60	0	1	1	4	0	0	0	0			
CHARLES BOURGEOIS	1	0	0	0	0	0	0	0	0			
GORD SHERVEN	1	0	0	0	0	0	0	0	0			
BRAD SHAW	1	0	0	0	0	0	0	0	0			
PETER SIDORKIEWICZ	1	0	0	0	0	0	0	0	0			
DOUG JARVIS	2	0	0	0	2	0	0	0	0			
SHANE CHURLA	2	0	0	0	14	0	0	0	0			
MIKE VELLUCCI	2	0	0	0	11	0	0	0	0			
SCOTT YOUNG	7	0	0	0	2	0	0	0	0			
RICHARD BRODEUR	6	0	0	0	2	0	0	0	0			
STEVE WEEKS	18	0	0	0	2	0	0	0	0			

## GOALTENDING

PLAYER	GP	MINS	GA	GAA	SO	W-L-T
MIKE LIUT	60	3326	187	3.18	2	25-28-5
RICHARD BRODEUR	6	340	15	2.65	0	4-2-0
STEVE WEEKS	18	918	55	3.59	0	6-7-2
PETER SIDORKIEWICZ	1	60	6	6.00	0	0-1-0

## SEASON HIGHLIGHTS

- The Whalers start the year 0-5, then go 5-0-2 and follow that with an 0-3-3 stretch.
- Whalers record first win at Edmonton – December 19, 1987, 4-3.
- Head coach Jack Evans is fired and replaced by Larry Pleau – February 7, 1988.
- Kevin Dineen is first Whaler to start an NHL All-Star Game – February 9, 1988.
- Whalers set Hartford home attendance record with average of 14,574 per game.
- Ulf Samuelsson voted team MVP by players.

**CLOSING GAME ROSTER** vs. *Quebec Nordiques (away 4/16/87)*

<b>1</b> Mike Liut	G	<b>11</b> Kevin Dineen	RW	<b>18</b> Mike Crombeen	RW	<b>31</b> Steve Weeks	G
<b>3</b> Joel Quenneville	D	<b>12</b> Dean Evason	C	<b>20</b> Mike Zuke	C	<b>32</b> Torrie Robertson	LW
<b>5</b> Ulf Samuelsson	D	<b>15</b> Dave Tippett	LW	<b>21</b> Sylvain Cote	D	<b>34</b> Jack Brownschilde	D
<b>8</b> Risto Siltanen	D	<b>16</b> Sylvain Turgeon	LW	<b>26</b> Ray Ferraro	C	<b>35</b> Scot Kleinendorst	D
<b>10</b> Ron Francis	C	<b>17</b> Ray Neufeld	RW	<b>29</b> Paul Fenton	LW	<b>36</b> Paul MacDermid	RW

**FINAL ADAMS DIVISION STANDINGS**

	GP	W	L	T	GF	GA	PTS
HARTFORD*	80	43	30	7	287	270	93
MONTREAL	80	41	29	10	277	241	92
BOSTON	80	39	34	7	301	276	85
QUEBEC	80	31	39	10	267	276	72
BUFFALO	80	28	44	8	280	308	64

\*Lost to Quebec in Adams Division Semifinals 4-2.

**FINAL STATISTICS** (Whalers games only)

	SCORING								
PLAYER	GP	G	A	PTS	PIM	PP	SH	GW	GT
RON FRANCIS	75	30	63	93	45	7	0	7	0
KEVIN DINEEN	78	40	39	79	110	11	0	7	0
JOHN ANDERSON	76	31	44	75	19	7	0	5	0
RAY FERRARO	80	27	32	59	42	14	0	2	0
DEAN EVASON	80	22	37	59	67	7	2	2	1
PAUL LAWLESS	60	22	32	54	14	4	0	2	1
STEWART GAVIN	79	20	22	42	28	3	2	4	1
DAVE BABYCH	66	8	33	41	44	7	0	1	0
SYLVAIN TURGEON	41	23	13	36	45	6	0	4	0
ULF SAMUELSSON	78	2	31	33	162	0	0	0	0
DAVE TIPPETT	80	9	22	31	42	0	3	2	0
DANA MURZYN	74	9	19	28	95	1	0	0	0
DOUG JARVIS	80	9	13	22	20	0	2	2	0
PAUL MacDERMID	72	7	11	18	202	0	0	1	0
MIKE McEWEN	48	8	8	16	32	5	0	2	0
DAVE SEMENKO	52	4	8	12	87	0	0	0	0
SCOT KLEINENDORST	66	3	9	12	130	0	0	0	0
JOEL QUENNEVILLE	37	3	7	10	24	0	1	1	0
SYLVAIN COTE	67	2	8	10	20	0	0	0	0
DAVE BARR	30	2	4	6	19	0	1	0	0
RANDY LADOUCEUR	36	2	3	5	51	0	0	0	0
MIKE MILLAR	10	2	2	4	0	1	0	0	0
MIKE LIUT	59	0	2	2	4	0	0	0	0
TIM BOTHWELL	4	1	0	1	0	0	0	0	0
TORRIE ROBERTSON	20	1	0	1	98	0	0	1	0
BILL GARDNER	8	0	1	1	0	0	0	0	0
SHANE CHURLA	20	0	1	1	78	0	0	0	0
GREG BRITZ	1	0	0	0	0	0	0	0	0
PAT HUGHES	2	0	0	0	2	0	0	0	0
BRAD SHAW	2	0	0	0	0	0	0	0	0
WAYNE BABYCH	4	0	0	0	4	0	0	0	0
YVES COURTEAU	4	0	0	0	0	0	0	0	0
GORD SHERVEN	7	0	0	0	0	0	0	0	0
STEVE WEEKS	25	0	0	0	0	0	0	0	0

**GOALTENDING**

PLAYER	GP	MINS	GA	GAA	SO	W-L-T
MIKE LIUT	59	3471	187	3.23	4	31-22-5
STEVE WEEKS	25	1368	78	3.42	1	12-8-2

**SEASON HIGHLIGHTS**

- Doug Jarvis plays in an NHL record 915th consecutive game – December 26, 1986.
- Kevin Dineen and Ulf Samuelsson are selected to play in Rendez-Vous '87 (February)
- All-Star series vs. Soviets – January 1987.
- Paul Lawless scores team record six points vs. Toronto – January 4, 1987.
- Ron Francis ties team record with six points (all assists) in a game vs. Boston – March 5, 1987.
- Whalers win Adams Division with 93 points, which is fourth best in the NHL.

**COMPLETE RESULTS** (\*Overtime)

DATE	W/L	SCORE	OPP.	DATE	W/L	SCORE	OPP.
10/11	W	6-5	CGY	1/10	L	3-4	at MIN
10/12	L	2-7	at BOS	1/12	L	5-7	at NJ
10/16	T	4-4*	WIN	1/14	W	3-1	BOS
10/18	L	3-6	PHI	1/15	L	4-6	at BOS
10/24	W	5-4	at BUF	1/17	L	1-6	WSH
10/25	W	3-2	BUF	1/19	W	5-4	at MTL
10/28	W	5-2	PIT	1/21	W	3-1	MTL
10/30	L	2-6	at TOR	1/23	W	3-2	QUE
11/1	T	2-2*	QUE	1/24	W	3-0	at TOR
11/2	T	3-3*	at QUE	1/27	L	2-4	at QUE
11/5	W	3-2	NYI	1/29	W	6-3	at BOS
11/8	L	3-4	at LA	1/31	L	2-4	at NYI
11/12	W	4-3	at VAN	2/3	W	8-6	at PIT
11/13	L	3-4	at CGY	2/4	L	1-3	BUF
11/15	W	6-2	EDM	2/6	W	5-2	at WSH
11/19	L	1-4	MTL	2/7	W	3-1	MTL
11/21	W	4-0	STL	2/14	L	2-5	at LA
11/22	W	6-3	at NYI	2/17	W	5-4	at CHI
11/26	W	3-0	BUF	2/18	W	6-3	at NJ
11/29	W	7-5	at MTL	2/21	L	3-6	CHI
12/1	L	1-4	at QUE	2/22	L	3-5	at BUF
12/3	W	2-1	QUE	2/25	W	6-4	BOS
12/4	W	2-1	at PHI	2/28	W	2-1	QUE
12/6	L	1-4	DET	3/1	T	5-5*	NJ
12/10	W	6-2	STL	3/3	W	5-3	DET
12/13	T	2-2*	VAN	3/5	W	10-2	BOS
12/14	L	3-4	at BUF	3/7	W	5-3	PHI
12/17	W	4-3	BUF	3/10	L	4-6	at QUE
12/18	W	6-5	at BOS	3/11	L	1-6	CGY
12/20	T	2-2*	at DET	3/13	W	3-0	at WIN
12/21	W	4-3*	at NYR	3/15	L	1-4	at EDM
12/23	W	2-0	BOS	3/18	W	5-3	at NYR
12/26	T	1-1*	MTL	3/21	W	5-1	MIN
12/27	L	2-6	at MTL	3/22	W	6-3	LA
12/30	W	3-1	at WSH	3/25	L	3-5	EDM
12/31	L	2-5	at MIN	3/28	W	5-4	PIT
1/3	L	2-3	CHI	3/29	W	7-4	VAN
1/4	W	8-3	TOR	4/1	L	2-3	at MTL
1/7	L	3-6	at STL	4/4	W	5-3	NYR
1/9	L	0-3	at WIN	4/5	L	0-6	at BUF

**MAJOR TRADES**

**12/11/86** – Obtained Dave Semenko from EDM for a third-round 1988 draft pick (Trevor Sim).

**01/14/87** – Obtained Randy Ladouceur from DET for Dave Barr.

# 1985-86 IN REVIEW

## CLOSING GAME ROSTER *vs. Montreal Canadiens (away 4/29/86)*

<b>1</b>	Mike Liut	G	<b>10</b>	Ron Francis	C	<b>17</b>	Wayne Babych	RW	<b>27</b>	Doug Jarvis	C
<b>3</b>	Joel Quenneville	D	<b>11</b>	Kevin Dineen	RW	<b>18</b>	Scot Kleinendorst	D	<b>28</b>	Paul Lawless	LW
<b>4</b>	Dana Murzyn	D	<b>12</b>	Dean Evason	C	<b>20</b>	John Anderson	LW	<b>31</b>	Steve Weeks	G
<b>5</b>	Ulf Samuelsson	D	<b>15</b>	Dave Tippet	LW	<b>23</b>	Paul MacDermid	RW	<b>32</b>	Torrie Robertson	LW
<b>7</b>	Stewart Gavin	RW	<b>16</b>	Sylvain Turgeon	LW	<b>24</b>	Tim Bothwell	D	<b>44</b>	Dave Babych	D

## FINAL ADAMS DIVISION STANDINGS

	GP	W	L	T	GF	GA	PTS
QUEBEC	80	43	31	6	330	289	92
MONTREAL	80	40	33	7	330	280	87
BOSTON	80	37	31	12	311	288	86
HARTFORD*	80	40	36	4	332	302	84
BUFFALO	80	37	37	6	296	291	80

\*Defeated Quebec in Adams Division Semifinals 3-0; lost to Montreal in Adams Division Finals 4-3.

## COMPLETE RESULTS *(\*Overtime)*

DATE	W/L	SCORE	OPP.	DATE	W/L	SCORE	OPP.
10/10	W	5-4	at BUF	1/12	L	2-4	at CHI
10/12	W	8-2	NYR	1/15	L	1-4	EDM
10/15	L	1-4	at QUE	1/17	W	11-6	QUE
10/17	W	4-3*	at NJ	1/18	W	5-2	at QUE
10/19	W	11-6	MTL	1/20	W	5-0	at NYR
10/23	L	2-9	at CHI	1/23	W	4-1	TOR
10/24	L	0-3	at PHI	1/25	W	7-2	WIN
10/26	L	3-5	at MTL	1/27	L	3-6	at BOS
10/29	W	4-3	at PIT	1/29	L	4-5	BOS
10/30	W	6-4	QUE	2/1	L	1-3	NYR
11/1	L	0-2	BUF	2/2	L	4-5	WSH
11/2	L	1-8	LA	2/6	L	3-4*	at DET
11/5	L	3-8	MTL	2/8	L	2-4	BUF
11/7	L	1-2	at BOS	2/9	L	3-6	NJ
11/9	W	4-3	at QUE	2/11	T	4-4*	at STL
11/13	W	5-2	MIN	2/14	L	4-5	at WIN
11/16	L	2-5	PHI	2/15	L	1-4	at MIN
11/21	L	0-3	at PHI	2/18	W	5-4	VAN
11/23	W	8-1	WIN	2/19	W	6-4	at BUF
11/27	W	9-0	at LA	2/22	L	3-6	at MTL
11/29	W	5-4	at VAN	2/23	L	2-8	STL
11/30	L	5-8	at EDM	2/26	L	2-5	MIN
12/4	L	5-8	at CGY	3/1	L	1-5	at PIT
12/7	W	7-2	BOS	3/2	W	4-1	BOS
12/11	L	1-3	MTL	3/5	W	5-1	BUF
12/13	W	6-4	at BUF	3/7	W	6-2	at BUF
12/14	W	5-4	PIT	3/8	L	3-6	QUE
12/16	T	4-4*	at MTL	3/10	W	5-2	at MTL
12/18	W	4-3	CGY	3/13	L	2-3	NYI
12/19	L	1-2	at BOS	3/15	W	11-4	CHI
12/21	W	7-6	NJ	3/18	W	6-4	at DET
12/23	L	3-6	NYI	3/19	W	5-2	at STL
12/26	W	4-3	at NYI	3/22	W	6-3	LA
12/28	W	6-3	at TOR	3/23	T	5-5*	BOS
12/29	W	5-2	DET	3/26	W	3-0	MTL
12/31	L	1-5	at QUE	3/29	T	6-6*	WSH
1/2	L	2-3	QUE	4/1	W	5-3	BUF
1/4	L	3-4	at EDM	4/3	L	2-4	at WSH
1/7	W	9-1	at CGY	4/5	W	7-1	TOR
1/10	W	4-3	at VAN	4/6	W	4-3	at BOS

## MAJOR TRADES

**10/07/85** – Obtained Stewart Gavin from TOR for Chris Kotsopoulos.

**11/21/85** – Obtained Dave Babych from WPG for Ray Neufeld.

**03/08/86** – Obtained John Anderson from QUE for Risto Siltanen.

## FINAL STATISTICS *(Whalers games only)*

SCORING									
PLAYER	GP	G	A	PTS	PIM	PP	SH	GW	GT
SYLVAIN TURGEON	76	45	34	79	88	13	0	5	0
RAY FERRARO	76	30	47	77	57	14	0	0	0
RON FRANCIS	53	24	53	77	24	7	1	4	1
KEVIN DINEEN	57	33	35	68	124	6	0	8	0
STEWART GAVIN	76	26	29	55	51	3	3	4	1
DAVE BABYCH	62	10	43	53	38	7	1	2	0
DEAN EVASON	55	20	28	48	65	5	2	4	0
PAUL LAWLESS	64	17	21	38	20	5	0	1	0
TORRIE ROBERTSON	76	13	24	37	358	3	0	0	0
DAVE TIPPETT	80	14	20	34	18	0	2	1	0
BOB CRAWFORD	57	14	20	34	16	4	0	2	0
RISTO SILTANEN	52	8	22	30	30	6	0	1	0
WAYNE BABYCH	37	11	17	28	59	2	0	2	0
DANA MURZYN	78	3	23	26	125	0	0	1	1
JOHN ANDERSON	14	8	17	25	2	1	0	1	0
JOEL QUENNEVILLE	71	5	20	25	83	1	0	1	0
ULF SAMUELSSON	80	5	19	24	172	0	1	1	0
DOUG JARVIS	57	8	16	24	20	0	3	0	0
PAUL MacDERMID	74	13	10	23	160	0	0	2	0
RAY NEUFELD	16	5	10	15	40	3	0	0	0
GREG MALONE	22	6	7	13	24	1	0	0	0
JORGEN PETTERSSON	23	5	5	10	2	2	0	0	0
TIM BOTHWELL	62	2	8	10	53	0	0	0	0
SCOT KLEINENDORST	41	2	7	9	62	0	0	0	0
BILL GARDNER	18	1	8	9	4	0	0	0	0
MIKE McEWEN	10	3	2	5	6	0	0	0	0
MIKE HOFFMAN	6	1	2	3	2	0	0	0	0
BRAD SHAW	8	0	2	2	4	0	0	0	0
MIKE ZUKE	17	0	2	2	12	0	0	0	0
MIKE LIUT	57	0	2	2	0	0	0	0	0
STEVE WEEKS	27	0	1	1	9	0	0	0	0
PAUL FENTON	1	0	0	0	0	0	0	0	0
SYLVAIN COTE	2	0	0	0	0	0	0	0	0
JOHN NEWBERRY	3	0	0	0	0	0	0	0	0
MARK PATERSON	5	0	0	0	5	0	0	0	0
JACK BROWNSCHIDLE	9	0	0	0	4	0	0	0	0
GOALTENDING									
PLAYER	GP	MINS	GA	GAA	SO	W-L-T			
MIKE LIUT	57	3282	197	3.61	2	27-23-4			
STEVE WEEKS	27	1544	99	3.85	1	13-13-0			

## SEASON HIGHLIGHTS

- Ron Francis breaks an ankle on January 18 and misses 27 games.
- Whalers host NHL All-Star Game – February 4, 1986.
- Whalers record first win ever at Montreal – March 10, 1986, 5-2.
- Whalers end the season with an 11-3-2 streak that gives them their first playoff berth since 1980.
- Whalers upset first place Quebec in opening playoff round sweep, before succumbing in seven games to Montreal, the eventual Stanley Cup winner.
- Emile Francis is named Hockey News and Sporting News NHL Executive of the Year – May 15, 1986.



**CLOSING GAME ROSTER** vs. *Quebec Nordiques (away 4/7/85)*

<b>1</b> Mike Liut	G	<b>11</b> Kevin Dineen	RW	<b>18</b> Mike Crombeen	RW	<b>31</b> Steve Weeks	G
<b>3</b> Joel Quenneville	D	<b>12</b> Dean Evason	C	<b>20</b> Mike Zuke	C	<b>32</b> Torrie Robertson	LW
<b>5</b> Ulf Samuelsson	D	<b>15</b> Dave Tippett	LW	<b>21</b> Sylvain Cote	D	<b>34</b> Jack Brownschidle	D
<b>8</b> Risto Siltanen	D	<b>16</b> Sylvain Turgeon	LW	<b>26</b> Ray Ferraro	C	<b>35</b> Scot Kleinendorst	D
<b>10</b> Ron Francis	C	<b>17</b> Ray Neufeld	RW	<b>29</b> Paul Fenton	LW	<b>36</b> Paul MacDermid	RW

**FINAL ADAMS DIVISION STANDINGS**

	GP	W	L	T	GF	GA	PTS
MONTREAL	80	41	27	12	309	262	94
QUEBEC	80	41	30	9	323	275	91
BUFFALO	80	38	28	14	290	237	90
BOSTON	80	36	34	10	303	287	82
HARTFORD*	80	30	41	9	268	318	69

\*Did not make playoffs.

**FINAL STATISTICS** (*Whalers games only*)

	SCORING								
PLAYER	GP	G	A	PTS	PIM	PP	SH	GW	GT
RON FRANCIS	80	24	57	81	66	4	0	1	0
SYLVAIN TURGEON	64	31	31	62	67	11	0	3	2
RAY NEUFELD	76	27	35	62	129	12	0	2	2
GREG MALONE	76	22	39	61	67	6	0	4	0
MARK JOHNSON	49	19	28	47	21	10	0	2	1
RISTO SILTANEN	76	12	33	45	30	8	0	2	0
KEVIN DINEEN	57	25	16	41	120	8	4	2	1
TORRIE ROBERTSON	74	11	30	41	337	1	0	3	0
BOB CRAWFORD	45	14	14	28	8	2	0	0	0
RAY FERRARO	44	11	17	28	40	6	0	2	0
DAVE LUMLEY	48	8	20	28	98	1	0	0	0
JOEL QUENNEVILLE	79	6	16	22	96	0	0	2	0
DAVE TIPPETT	80	7	12	19	12	0	0	0	0
MIKE ZUKE	67	4	12	16	12	0	0	1	0
PAT BOUTETTE	33	6	8	14	51	0	0	2	0
PAUL FENTON	33	7	5	12	10	0	0	2	0
SYLVAIN COTE	67	3	9	12	17	1	0	1	0
PAUL MacDERMID	31	4	7	11	29	0	0	0	0
MIKE CROMBEEN	46	4	7	11	16	0	1	1	0
TONY CURRIE	13	3	8	11	2	1	0	0	0
MARK FUSCO	63	3	8	11	40	0	0	0	0
SCOT KLEINENDORST	35	1	8	9	69	0	0	0	0
CHRIS KOTSPOULOS	33	5	3	8	53	1	0	0	0
ULF SAMUELSSON	41	2	6	8	83	0	0	0	0
RANDY PIERCE	17	3	2	5	8	0	0	0	0
WALLY WEIR	34	2	3	5	56	0	0	0	0
RICHIE DUNN	13	1	4	5	2	0	0	0	0
JACK BROWNSCHIDLE	17	1	4	5	5	1	0	0	0
MARK PATERSON	13	1	3	4	24	0	0	0	0
DAVID JENSEN	13	0	4	4	6	0	0	0	0
MARTY HOWE	19	1	1	2	10	0	0	0	0
MIKE HOFFMAN	1	0	0	0	0	0	0	0	0
ED STANIOWSKI	1	0	0	0	0	0	0	0	0
DEAN EVASON	2	0	0	0	0	0	0	0	0
MIKE LIUT	12	0	0	0	2	0	0	0	0
STEVE WEEKS	24	0	0	0	0	0	0	0	0
GREG MILLEN	44	0	0	0	4	0	0	0	0

**GOALTENDING**

PLAYER	GP	MINS	GA	GAA	SO	W-L-T
<b>ED STANIOWSKI</b>	1	20	1	3.00	0	0-0-0
<b>MIKE LIUT</b>	12	731	119	3.82	1	4-7-1
<b>STEVE WEEKS</b>	24	1457	92	3.79	2	10-12-2
<b>GREG MILLEN</b>	44	2659	187	4.22	1	16-22-6

**SEASON HIGHLIGHTS**

- Greg Millen starts 22 consecutive games, beginning December 19.
- Whalers recall several youngsters from Binghamton in December, including Ulf Samuelsson, Kevin Dineen, Ray Ferraro and Paul MacDermid.
- Ron Francis is named team captain – February 22, 1985.
- Whalers go on nine-game unbeaten streak – March 10-29, 1985.

**COMPLETE RESULTS** (*\*Overtime*)

DATE	W/L	SCORE	OPP.	DATE	W/L	SCORE	OPP.
10/11	T	4-4*	at NYR	1/15	L	2-5	CGY
10/13	W	3-2*	BOS	1/17	L	4-5	at MTL
10/14	L	2-4	at BOS	1/19	L	0-2	BUF
10/17	W	5-3	at TOR	1/22	L	5-8	MTL
10/18	W	7-3	DET	1/26	W	3-2	at BOS
10/20	W	3-2	VAN	1/27	L	4-8	BOS
10/23	L	4-9	at CGY	1/31	L	3-5	at LA
10/24	L	4-8	at WIN	2/1	L	3-4*	at VAN
10/27	W	5-3	at MIN	2/3	L	3-6	at EDM
10/28	W	4-1	at CHI	2/6	L	4-7*	CGY
10/31	L	3-5	QUE	2/7	L	5-7	at BOS
11/2	L	1-8	at BUF	2/9	T	2-2	NYR
11/3	T	4-4*	BUF	2/10	L	4-10	QUE
11/7	L	0-3	WIN	2/14	W	4-0	at NJ
11/10	W	1-0	at QUE	2/16	T	4-4*	at NYI
11/15	L	1-6	at PHI	2/17	L	4-5*	TOR
11/17	L	0-7	CHI	2/19	W	6-2	at WIN
11/21	L	2-4	at DET	2/21	W	4-3*	at NYR
11/22	W	9-3	PIT	2/23	L	1-2	LA
11/24	T	4-4*	PHI	2/24	L	2-3	STL
11/28	L	2-4	MIN	2/26	L	2-3	PHI
11/30	L	2-4	EDM	3/1	W	4-1	at NJ
12/1	L	4-8	at QUE	3/3	L	6-7*	VAN
12/3	L	3-9	at MTL	3/5	L	3-6	at BUF
12/5	W	5-3	MTL	3/7	L	0-4	at BOS
12/8	W	4-3	at NYI	3/9	L	3-4	at MTL
12/12	T	2-2*	BUF	3/10	T	5-5*	MTL
12/15	W	4-3*	MTL	3/13	T	3-3*	at LA
12/19	W	6-5	BOS	3/16	W	5-0	at STL
12/21	L	0-1	NYI	3/17	W	4-3	PIT
12/22	L	5-10	at MTL	3/20	W	3-2	STL
12/26	W	5-3	NJ	3/23	W	5-2	BOS
12/28	L	0-4	at PIT	3/24	W	2-1	QUE
12/29	L	2-3	at WSH	3/27	W	3-1	at WSH
1/2	L	3-7	at QUE	3/29	W	8-7	EDM
1/3	W	6-2	DET	3/30	L	1-2	BUF
1/5	W	4-3	CHI	4/2	L	1-2	at BUF
1/7	W	7-4	at TOR	4/4	W	2-0	WSH
1/8	T	4-4*	at BUF	4/6	W	2-1	QUE
1/12	L	4-5	at MIN	4/7	L	1-4	at QUE

**MAJOR TRADES**

**08/31/84** – Obtained Steve Weeks from NYR for a third-round 1986 draft choice (Shawn Clouston).

**02/22/85** – Obtained Mike Liut and future considerations (Jorgen Pettersson on April 16, 1985) from STL for Greg Millen and Mark Johnson.

**03/12/85** – Obtained Dean Evason and Peter Sidorkiewicz from WSH for David A. Jensen.

# 1983-84 IN REVIEW

## CLOSING GAME ROSTER *vs. New York Rangers (away 4/1/84)*

<b>1</b>	Ed Staniowski	G	<b>14</b>	Greg Malone	C	<b>22</b>	Doug Sulliman	RW	<b>30</b>	Greg Millen	G
<b>3</b>	Joel Quenneville	D	<b>15</b>	Dave Tippett	LW	<b>24</b>	Chris Kotsopoulos	D	<b>32</b>	Torrie Robertson	LW
<b>8</b>	Risto Siltanen	D	<b>16</b>	Sylvain Turgeon	LW	<b>25</b>	Bob Crawford	RW	<b>33</b>	Mark Fusco	D
<b>10</b>	Ron Francis	C	<b>17</b>	Ray Neufeld	RW	<b>26</b>	Tony Currie	RW	<b>34</b>	Jack Brownschidle	D
<b>12</b>	Mark Johnson	C	<b>20</b>	Mike Zuke	C	<b>27</b>	Marty Howe	D	<b>38</b>	Randy Pierce	LW

## FINAL ADAMS DIVISION STANDINGS

	GP	W	L	T	GF	GA	PTS
BOSTON	80	49	25	6	336	261	104
BUFFALO	80	48	25	7	315	257	103
QUEBEC	80	42	28	10	360	278	94
MONTREAL	80	35	40	5	286	295	75
HARTFORD*	80	28	42	10	288	320	66

\*Whalers were most improved team in NHL from 82-83 with 21-point jump, but did not make playoffs.

## COMPLETE RESULTS *(\*Overtime)*

DATE	W/L	SCORE	OPP.	DATE	W/L	SCORE	OPP.
10/5	L	3-5	at BUF	1/10	W	6-3	at MIN
10/8	W	4-3	BOS	1/13	T	3-3*	at CGY
10/9	L	1-4	at BOS	1/15	L	0-5	at VAN
10/13	T	4-4*	QUE	1/17	T	3-3*	NJ
10/15	W	6-4	at PIT	1/19	L	2-3	MTL
10/19	W	3-0	WSH	1/21	L	0-2	BOS
10/22	L	2-5	BUF	1/24	T	7-7*	at MTL
10/25	W	8-5	at LA	1/26	L	2-6	WIN
10/28	L	4-5*	at VAN	1/28	L	0-3	at QUE
10/30	L	1-6	at CHI	1/29	T	5-5*	QUE
11/1	L	2-6	at MTL	2/1	T	6-6*	at DET
11/2	W	5-4	NJH	2/4	W	7-3	at STL
11/5	W	2-1	LA	2/5	W	4-3	at CHI
11/6	L	2-4	at PHI	2/7	W	4-1	DET
11/8	W	6-4	MIN	2/11	L	3-6	CGY
11/12	W	6-1	CHI	2/12	W	11-0	EDM
11/15	L	4-6	at NYI	2/14	L	3-5	MTL
11/17	L	2-4	QUE	2/16	L	5-6*	at NJ
11/19	T	4-4*	at QUE	2/18	W	8-2	at TOR
11/23	L	3-4	MTL	2/19	L	2-5	at BUF
11/26	W	4-3*	NYR	2/23	W	3-2	BUF
11/30	L	2-6	VAN	2/25	W	9-7	PHI
12/3	W	7-2	STL	2/26	L	3-4	WSH
12/4	W	6-5	at PHI	3/3	T	3-3*	at BOS
12/6	L	1-4	at MTL	3/4	W	6-4	BOS
12/8	L	6-8	TOR	3/7	L	2-4	at WSH
12/10	T	5-5*	WIN	3/8	L	2-3	at MTL
12/13	L	2-3	at PIT	3/11	L	3-4*	at BUF
12/15	L	2-4	at BOS	3/13	L	0-2	at STL
12/17	L	1-4	BUF	3/15	W	5-3	TOR
12/20	L	2-7	BOS	3/17	L	2-4	PIT
12/21	W	6-3	at BUF	3/18	W	5-4	NYI
12/23	W	5-3	MIN	3/20	L	1-4	at CGY
12/26	L	1-2	MTL	3/21	L	3-5	at EDM
12/27	L	3-7	at QUE	3/24	W	3-2*	at QUE
12/30	L	3-9	LA	3/25	T	6-6*	QUE
1/3	L	1-7	at DET	3/27	W	4-1	BUF
1/5	W	4-2	NYI	3/29	L	3-4	at BOS
1/7	L	3-5	at EDM	3/31	W	5-3	NYR
1/8	L	3-4	at WIN	4/1	L	0-2	at NYR

## MAJOR TRADES

**06/05/83** – Obtained Joel Quenneville and Richie Dunn from CGY for Mickey Volcan.

**10/03/83** – Selected Mike Zuke, Bob Crawford and Mike Crombeen from STL in the Waiver Draft.

**10/03/83** – Obtained Torrie Robertson from WSH for Greg Adams.

**02/27/84** – Obtained Scot Kleinendorst from NYR for Blaine Stoughton.

## FINAL STATISTICS *(Whalers games only)*

PLAYER	SCORING								
	GP	G	A	PTS	PIM	PP	SH	GW	GT
MARK JOHNSON	79	35	52	87	27	13	1	2	2
RON FRANCIS	72	23	60	83	45	5	0	5	1
SYLVAIN TURGEON	76	40	32	72	55	18	0	3	11
RAY NEUFELD	80	27	42	69	97	5	0	5	1
BOB CRAWFORD	80	36	25	61	32	5	0	3	0
GREG MALONE	78	17	37	54	56	3	0	2	0
RISTO SILTANEN	75	15	38	53	34	12	0	0	0
BLAINE STOUGHTON	54	23	14	37	4	7	0	2	1
MIKE ZUKE	75	6	23	29	36	1	0	0	0
TONY CURRIE	32	12	16	28	4	6	0	2	0
RICHIE DUNN	63	5	20	25	30	0	0	0	0
NORM DUPONT	40	7	15	22	12	2	0	0	0
TORRIE ROBERTSON	66	7	14	21	198	0	0	2	0
DOUG SULLIMAN	67	6	12	18	20	0	0	0	0
CHRIS KOTSOPOULOS	72	5	13	18	118	3	0	0	0
DAN BOURBONNAIS	35	0	16	16	0	0	0	0	0
JOEL QUENNEVILLE	80	5	8	13	95	0	2	0	0
MARTY HOWE	69	0	11	11	34	0	0	0	0
RANDY PIERCE	17	6	3	9	9	0	1	0	0
ED HOSPODAR	59	0	9	9	163	0	0	0	0
STEVE STOYANOVICH	23	3	5	8	11	0	0	1	0
DAVE TIPPETT	17	4	2	6	2	0	1	0	0
MIKE CROMBEEN	56	1	4	5	25	0	0	0	0
JACK BROWNSCHIDLE	13	2	2	4	10	0	0	1	0
MARK FUSCO	17	0	4	4	2	0	0	0	0
PAUL LAWLESS	6	0	3	3	0	0	0	0	0
GREG MILLEN	60	0	3	3	10	0	0	0	0
MARK PATERSON	9	2	0	2	4	0	0	0	0
ROSS YATES	7	1	1	2	4	0	0	0	0
PAUL MacDERMID	3	0	1	1	0	0	0	0	0
BOB HESS	3	0	0	0	0	0	0	0	0
MIKE VEISOR	4	0	0	0	0	0	0	0	0
GERRY McDONALD	5	0	0	0	4	0	0	0	0
REID BAILEY	12	0	0	0	25	0	0	0	0
ED STANIEWSKI	18	0	0	0	2	0	0	0	0

## GOALTENDING

PLAYER	GP	MINS	GA	GAA	SO	W-L-T
GREG MILLEN	60	3576	221	3.71	2	21-30-9
ED STANIEWSKI	18	1040	74	4.27	0	6-9-1
MIKE VEISOR	4	240	20	5.00	0	1-3-0

## SEASON HIGHLIGHTS

- Emile Francis hired as Whalers general manager – May 2, 1983.
- Whalers, picking second overall, choose Sylvain Turgeon in the June NHL Entry Draft.
- Jack Evans is named head coach and Claude LaRose is named assistant coach – July 7, 1983.
- Whalers trounce Edmonton 11-0 as Ron Francis scores four goals – February 12, 1984.
- Whalers finish 21 points better than 1982-83, the best improvement in the league.
- Whalers drop goals against total from 403 to 320.
- Sylvain Turgeon named to NHL All-Rookie Team – May 16, 1984.

**CLOSING GAME ROSTER** *vs. Quebec Nordiques (away 4/3/83)*

<b>4</b>	Mickey Volcan	D	<b>11</b>	Paul Lawless	LW	<b>20</b>	Merlin Malinowski	C/LW	<b>25</b>	Mark Renaud	D
<b>5</b>	Pierre Lacroix	D	<b>12</b>	Mark Johnson	C	<b>21</b>	Blaine Stoughton	RW	<b>30</b>	Greg Millen	G
<b>7</b>	Russ Anderson	D	<b>14</b>	Michel Galarneau	C	<b>22</b>	Doug Sulliman	RW	<b>31</b>	Mike Veisor	G
<b>8</b>	Risto Siltanen	D	<b>17</b>	Ray Neufeld	RW	<b>23</b>	Ed Hospodar	D	<b>33</b>	Mike McDougal	RW
<b>10</b>	Ron Francis	C	<b>18</b>	Greg Adams	LW	<b>24</b>	Chris Kotsopoulos	D	<b>34</b>	Randy Gilhen	RW

**FINAL ADAMS DIVISION STANDINGS**

	GP	W	L	T	GF	GA	PTS
BOSTON	80	50	20	10	327	228	110
MONTREAL	80	42	24	14	350	286	98
BUFFALO	80	38	29	13	318	285	89
QUEBEC	80	34	34	12	343	336	80
HARTFORD*	80	19	54	7	261	403	45

\*Did not make playoffs.

**FINAL STATISTICS** *(Whalers games only)*

	SCORING								
PLAYER	GP	G	A	PTS	PIM	PP	SH	GW	GT
RON FRANCIS	79	31	59	90	60	4	2	4	0
BLAINE STOUGHTON	72	45	31	76	27	10	0	8	0
MARK JOHNSON	73	31	38	69	28	5	3	5	1
RAY NEUFELD	80	26	31	57	86	4	0	1	1
DOUG SULLIMAN	77	22	19	41	14	8	0	0	0
PIERRE LAROCHE	38	18	22	40	8	4	0	0	1
BOB SULLIVAN	62	18	19	37	18	5	0	0	0
PIERRE LACROIX	56	6	25	31	18	1	0	0	0
MARK RENAUD	77	3	28	31	37	1	0	0	0
CHRIS KOTSOPoulos	68	6	24	30	125	3	0	0	0
RISTO SILTANEN	74	5	25	30	28	3	0	0	0
MERLIN MALINOWSKI	75	5	23	28	16	1	0	0	0
GREG ADAMS	79	10	13	23	216	1	0	1	0
MIKE McDUGAL	55	8	10	18	43	0	0	0	0
MICKEY VOLCAN	68	4	13	17	73	0	0	0	0
PAUL LAWLESS	47	6	9	15	4	1	0	0	0
WARREN MILLER	56	1	10	11	15	0	0	0	0
GEORGE LYLE	16	4	6	10	8	0	1	0	1
ED HOSPODAR	72	1	9	10	199	0	0	0	0
MICHEL GALARNEAU	38	5	4	9	21	0	0	0	0
RUSS ANDERSON	57	0	6	6	171	0	0	0	0
DAN FRIDGEN	11	2	2	4	2	0	0	0	0
ARCHIE HENDERSON	15	2	1	3	64	0	0	0	0
PAUL MARSHALL	13	1	2	3	0	0	0	0	0
GREG MILLEN	60	0	2	2	8	0	0	0	0
STEWART SMITH	18	1	0	1	25	0	0	0	0
RANDY GILHEN	2	0	1	1	0	0	0	0	0
MIKE HOFFMAN	2	0	1	1	0	0	0	0	0
BLAKE WESLEY	22	0	1	1	46	0	0	0	0
MARK PATERSON	2	0	0	0	0	0	0	0	0
JEFF BROWNSCHIDLE	4	0	0	0	0	0	0	0	0
RICK MEAGHER	4	0	0	0	0	0	0	0	0
PAUL MacDERMID	7	0	0	0	2	0	0	0	0
MIKE VEISOR	23	0	0	0	2	0	0	0	0

**GOALTENDING**

PLAYER	GP	MINS	GA	GAA	SO	W-L-T
GREG MILLEN	60	3506	282	4.83	1	14-38-6
MIKE VEISOR	23	1277	118	5.54	1	5-16-1

**SEASON HIGHLIGHTS**

- Whalers adopt long-pants look.
- Larry Kish named head coach – June 2, 1982.
- Blaine Stoughton suspended for the first eight games due to a preseason stick infraction.
- Larry Kish fired and replaced by Larry Pleau – January 15, 1983.
- John Cuniff coaches last eight Whalers games as Larry Pleau suffers from blood disorder.

**COMPLETE RESULTS**

DATE	W/L	SCORE	OPP.	DATE	W/L	SCORE	OPP.
10/6	L	1-2	at MTL	1/8	L	4-7	PHI
10/9	L	4-5	BOS	1/9	L	4-8	at PHI
10/10	T	4-4	at BUF	1/11	L	4-8	at MTL
10/14	T	4-4	EDM	1/13	W	4-2	MTL
10/16	W	6-5	VAN	1/15	W	2-1	NJ
10/20	L	2-4	at EDM	1/18	L	1-8	at NYI
10/21	L	3-10	at CGY	1/20	L	3-4	at LA
10/23	W	5-3	at LA	1/22	L	2-7	at MIN
10/26	L	1-8	at VAN	1/23	L	2-4	at CHI
10/30	L	2-4	DET	1/27	W	5-2	QUE
11/2	L	6-7	MIN	1/29	T	2-2	WIN
11/4	W	5-2	at BOS	2/1	L	3-12	at QUE
11/6	L	2-5	BUF	2/2	L	1-7	at TOR
11/7	L	2-6	at WSH	2/5	L	4-7	at BOS
11/10	W	7-5	QUE	2/9	L	5-6	DET
11/13	W	5-2	STL	2/12	W	4-2	at NYI
11/16	L	1-7	MTL	2/13	W	5-3	TOR
11/17	L	3-4	at PIT	2/15	L	2-5	LA
11/20	T	4-4	CGY	2/17	W	4-1	MTL
11/24	L	2-4	BUF	2/19	L	2-4	CHI
11/26	L	3-4	CHI	2/20	L	2-7	at DET
11/27	L	0-8	at BOS	2/23	L	3-11	at NYR
12/1	L	1-6	at NYR	2/25	L	3-5	at WIN
12/3	L	4-5	at NJ	2/27	L	3-4	BOS
12/4	W	5-2	NYR	3/1	L	5-6	BUF
12/6	L	2-11	at MTL	3/5	L	3-10	at QUE
12/8	W	7-4	MTL	3/6	L	3-7	QUE
12/11	W	7-4	PHI	3/8	L	4-9	EDM
12/12	W	3-1	at BUF	3/10	W	3-0	at NJ
12/14	T	3-3	at MIN	3/12	L	2-7	PIT
12/17	W	2-0	at WIN	3/15	L	1-5	at MTL
12/18	L	4-7	at STL	3/16	L	4-5	at WSH
12/21	L	2-3	PIT	3/20	T	2-2	CGY
12/23	L	1-5	BOS	3/22	L	1-4	STL
12/26	L	2-3	NYI	3/23	L	3-8	at BUF
12/28	L	1-4	at QUE	3/26	L	4-7	at BOS
12/30	T	4-4	WSH	3/27	W	5-1	BOS
1/1	L	5-7	at TOR	3/29	W	5-4	BUF
1/2	L	4-8	at BUF	4/2	L	4-5	QUE
1/6	L	4-6	VAN	4/3	L	5-6	at QUE

**MAJOR TRADES**

**08/19/82** – Obtained Ken Linseman, Greg Adams and Philadelphia's first-round 1983 draft pick (David A. Jensen) for Mark Howe and third-round 1983 draft pick. On same day, Whalers obtained Risto Siltanen and Brent Loney from Edmonton for Ken Linseman and Don Nachbaur.

**10/01/82** – Obtained Mark Johnson and Kent-Erik Andersson from Minnesota for Jordy Douglas and a fifth-round 1984 draft pick (Jiri Poner).

# 1981-82 IN REVIEW

## CLOSING GAME ROSTER *vs. Boston Bruins (away 4/4/82)*

<b>3</b>	Paul Shmyr	D	<b>11</b>	Jordy Douglas	LW	<b>23</b>	Paul MacDermid	RW	30	Greg Millen	C
<b>4</b>	Ron Francis	C	<b>14</b>	Dave Keon	C	<b>25</b>	Mark Renaud	D	31	Mike Veisor	G
<b>5</b>	Mark Howe	D	<b>20</b>	Rick Meagher	C	<b>26</b>	Don Nachbaur	LW	32	Dan Fridgen	LW
<b>6</b>	Blake Wesley	D	<b>21</b>	Blaine Stoughton	RW	<b>27</b>	Warren Miller	RW	33	Jeff Brownschidle	D
<b>8</b>	Gary Howatt	LW	<b>22</b>	Doug Sulliman	RW	<b>28</b>	Pierre Larouche	C			

## FINAL SOUTHEAST DIVISION STANDINGS

	GP	W	L	T	GF	GA	PTS
MONTREAL	80	46	17	17	360	223	109
BOSTON	80	43	27	10	323	285	96
BUFFALO	80	39	26	15	307	273	93
QUEBEC	80	33	31	16	356	345	82
HARTFORD*	80	21	41	18	264	351	60

\*Did not make playoffs.

## COMPLETE RESULTS

DATE	W/L	SCORE	OPP.	DATE	W/L	SCORE	OPP.
10/6	L	5-6	at QUE	1/9	L	2-3	BUF
10/8	T	5-5	at MTL	1/11	L	2-6	at QUE
10/10	T	1-1	BOS	1/16	T	3-3	at BOS
10/15	L	2-7	MTL	1/17	L	1-7	at BUF
10/17	W	8-1	DET	1/20	W	4-2	QUE
10/21	L	2-5	at EDM	1/23	T	2-2	at DET
10/23	T	2-2	at VAN	1/25	W	6-5	at CHI
10/24	L	3-7	at CGY	1/27	W	3-1	CGY
10/29	T	6-6	NYI	1/30	W	3-2	BOS
10/31	T	2-2	CHI	1/31	T	4-4	QUE
11/1	L	1-4	at BOS	2/2	W	5-3	at LA
11/4	L	1-4	VAN	2/5	T	4-4	at COL
11/7	W	4-2	MIN	2/6	W	4-2	at STL
11/8	T	2-2	at BUF	2/10	T	3-3	at PIT
11/11	T	4-4	EDM	2/13	L	2-3	NYR
11/12	L	3-5	at PHI	2/14	L	1-9	NYI
11/14	L	0-4	WSH	2/16	L	2-7	at CGY
11/18	W	8-5	TOR	2/19	L	4-7	at EDM
11/19	L	1-6	at BOS	2/20	L	2-4	at VAN
11/21	L	3-7	at QUE	2/22	L	7-8	at MIN
11/25	T	3-3	QUE	2/24	W	4-3	BOS
11/28	W	6-2	WSH	2/27	L	1-7	at WSH
11/29	L	3-6	at MTL	2/28	L	0-5	MTL
12/2	W	5-3	at TOR	3/3	T	3-3	at BUF
12/4	L	2-4	BUF	3/6	T	2-2	BUF
12/6	W	5-3	at NYR	3/7	W	7-6	LA
12/9	W	5-1	STL	3/10	W	6-2	WIN
12/12	L	2-4	COL	3/13	L	0-5	at MTL
12/13	L	1-6	at CHI	3/14	L	3-4	COL
12/16	L	1-6	MTL	3/16	W	7-5	at QUE
12/19	T	5-5	LA	3/18	W	4-1	BUF
12/20	L	2-8	at BUF	3/20	L	2-5	PHI
12/22	W	3-2	at DET	3/21	L	3-5	at PHI
12/26	L	6-9	BOS	3/24	T	3-3	QUE
12/27	W	7-3	TOR	3/27	L	4-5	at NYI
12/29	L	1-6	at STL	3/28	L	2-5	MIN
12/30	W	6-1	at WIN	3/30	L	4-6	at MTL
1/2	L	4-9	at PIT	3/31	L	1-5	MTL
1/3	L	4-6	PIT	4/3	T	3-3	NYR
1/6	L	4-5	WIN	4/4	L	2-7	at BOS

## MAJOR TRADES

**06/15/81** – Greg Millen signed as a free agent from PIT.

**06/29/81** – Pat Boutette and Kevin McClelland awarded to PIT as compensation for Greg Millen.

**10/02/81** – Obtained Garry Howatt from NYI for a fifth-round 1983 draft pick (Bob Caufield).

**10/02/81** – Obtained Doug Sulliman, Chris Kotsopoulos and Gerry McDonald from NYR for Mike Rogers.

**12/21/81** – Obtained Pierre Larouche from MTL for a flip-flop of first-round picks in 1984, Hartford's second pick in 1984 and a switch of third-round positions in 1985.

## FINAL STATISTICS *(Whalers games only)*

SCORING									
PLAYER	GP	G	A	PTS	PIM	PP	SH	GW	GT
BLAINE STOUGHTON	80	52	39	91	57	13	1	4	4
DOUG SULLIMAN	77	29	40	69	39	5	0	4	0
RON FRANCIS	59	25	43	68	51	12	0	1	1
MARK HOWE	76	8	45	53	18	3	0	1	0
PIERRE LAROCHE	45	25	25	50	12	11	1	1	1
GARRY HOWATT	80	18	32	50	242	1	0	2	0
RICK MEAGHER	65	24	19	43	51	2	1	2	2
CHRIS KOTSPOULOS	68	13	20	33	147	5	0	1	1
BLAKE WESLEY	78	9	18	27	123	3	0	1	0
DON NACHBAUR	77	5	21	26	117	0	0	0	1
WARREN MILLER	74	10	12	22	68	1	1	0	1
RICK MacLEISH	34	6	16	22	16	4	0	0	0
DAVE KEON	78	8	11	19	6	0	1	1	0
MARK RENAUD	48	1	17	18	39	0	0	0	0
JORDY DOUGLAS	30	10	7	17	44	4	0	2	0
GEORGE LYLE	14	2	12	14	9	1	0	0	0
DAN BOURBONNAIS	24	3	9	12	11	0	0	0	0
PAUL SHMYR	66	1	11	12	134	0	0	0	0
RAY NEUFELD	19	4	3	7	4	1	0	0	0
MICKEY VOLCAN	26	1	5	6	29	1	0	0	0
JACK McILHARGEY	50	1	5	6	60	0	0	0	0
NORM BARNES	20	1	4	5	19	0	0	0	1
DON GILLEN	34	1	4	5	22	0	0	0	0
GREG MILLEN	55	0	5	5	2	0	0	0	0
TOM ROWE	21	4	0	4	36	1	1	0	0
RUSS ANDERSON	25	1	3	4	85	0	0	1	0
MARTY HOWE	13	0	4	4	2	0	0	0	0
STEWART SMITH	17	0	3	3	15	0	0	0	0
ROB McCLANAHAN	17	0	3	3	11	0	0	0	0
RANDY MacGREGOR	2	1	1	2	2	0	0	0	0
PAUL MacDERMID	3	1	0	1	2	0	0	0	0
GILLES LUPIEN	1	0	1	1	2	0	0	0	0
MIKE FIDLER	2	0	1	1	0	0	0	0	0
DAN FRIDGEN	2	0	1	1	0	0	0	0	0
JEFF BROWNSCHIDLE	3	0	1	1	2	0	0	0	0
MIKE VEISOR	13	0	1	1	0	0	0	0	0
JOHN GARRETT	16	0	1	1	2	0	0	0	0
MIKE McDUGAL	3	0	0	0	0	0	0	0	0
GERRY McDONALD	3	0	0	0	0	0	0	0	0
GLENN MERKOSKY	7	0	0	0	2	0	0	0	0
MICHEL GALARNEAU	10	0	0	0	4	0	0	0	0
GOALTENDING									
PLAYER	GP	MINS	GA	GAA	SO	W-L-T			
JOHN GARRETT	16	897	63	4.21	0	5-6-4			
GREG MILLEN	55	3195	229	4.30	0	11-30-12			
MIKE VEISOR	13	701	53	4.54	0	5-5-2			

## SEASON HIGHLIGHTS

- Rick Ley, battling severe knee injuries, retires – September 9, 1981.
- Whalers recall first-round draft pick Ron Francis from the Sault Ste. Marie Greyhounds – November 14, 1981.
- Rick Ley's #2 retired – December 26, 1981.
- Whalers reel off a 6-0-4 streak between January 20 and February 10.
- Dave Keon announces retirement at conclusion of the season.
- Blaine Stoughton tops the 50-goal mark for the second time in his NHL career.

**CLOSING GAME ROSTER** vs. *Pittsburgh Penguins (home 4/5/81)*

<b>1</b>	Mike Veisor	G	<b>15</b>	Dave Debol	C	<b>23</b>	Gilles Lupien	D	<b>31</b>	Mike Fidler	LW
<b>3</b>	Al Sims	D	<b>17</b>	Mike Rogers	C	<b>24</b>	Kevin Kemp	D	<b>33</b>	Stuart Smith	D
<b>5</b>	Mark Howe	D	<b>20</b>	Rick Meagher	C	<b>25</b>	Norm Barnes	D	<b>35</b>	John Garrett	G
<b>12</b>	Tom Rowe	RW	<b>21</b>	Blaine Stoughton	RW	<b>26</b>	Don Nachbaur	LW			
<b>14</b>	Dave Keon	C	<b>22</b>	Jeff Brubaker	LW	<b>27</b>	Warren Miller	RW			

**FINAL NORRIS DIVISION STANDINGS**

	GP	W	L	T	GF	GA	PTS
MONTREAL	80	45	22	13	332	232	103
LOS ANGELES	80	43	24	13	337	290	99
PITTSBURGH	80	30	37	13	302	345	73
HARTFORD*	80	21	41	18	292	372	60
DETROIT	80	19	43	18	252	339	56

\*Did not make playoffs.

**FINAL STATISTICS** (*Whalers games only*)

SCORING										
PLAYER	GP	G	A	PTS	PIM	PP	SH	GW	GT	
MIKE ROGERS	80	40	65	105	32	10	4	1	0	
PAT BOUTETTE	80	28	52	80	160	8	2	3	1	
BLAINE STOUGHTON	71	43	30	73	56	10	2	6	1	
MARK HOWE	63	19	46	65	54	7	2	3	0	
AL SIMS	80	16	36	52	68	5	0	1	0	
DAVE KEON	80	13	34	47	26	2	0	1	0	
WARREN MILLER	77	22	22	44	37	3	3	1	0	
TOM ROWE	74	13	28	41	190	1	0	1	0	
DON NACHBAUR	77	16	17	33	139	2	0	1	0	
DAVE DEBOL	44	14	12	26	70	2	0	0	1	
JORDY DOUGLAS	55	13	9	22	29	3	0	1	0	
MIKE FIDLER	38	9	9	18	4	2	0	0	0	
RICK MEAGHER	27	7	10	17	19	0	0	0	0	
THOMMY ABRAHAMSSON	32	6	11	17	16	4	0	1	0	
RAY NEUFELD	52	5	10	15	44	0	0	0	0	
BERNIE JOHNSTON	25	4	11	15	8	0	0	0	0	
GORDIE ROBERTS	27	2	11	13	81	1	0	0	0	
MICKEY VOLCAN	49	2	11	13	26	0	0	0	0	
NORM BARNES	54	1	10	11	82	0	0	0	0	
JEFF BRUBAKER	43	5	3	8	93	0	0	0	0	
MICHEL GALARNEAU	30	2	6	8	9	0	0	1	0	
STUART SMITH	38	1	7	8	55	0	0	0	0	
NICK FOTIU	42	4	3	7	79	0	0	0	0	
JACK McILHARGEY	48	1	6	7	142	0	0	0	0	
GILLIES LUPIEN	20	2	4	6	39	0	0	0	0	
STEVE ALLEY	8	2	2	4	11	0	0	0	0	
RICK LEY	16	0	2	2	20	0	0	0	0	
MARK RENAUD	4	1	0	1	0	0	0	0	0	
RAY ALLISON	6	1	0	1	0	0	0	0	0	
MARTY HOWE	12	0	1	1	25	0	0	0	0	
JOHN GARRETT	54	0	1	1	2	0	0	0	0	
KEN HOLLAND	1	0	0	0	0	0	0	0	0	
KEVIN KEMP	3	0	0	0	4	0	0	0	0	
KEVIN ARTHUR	3	0	0	0	0	0	0	0	0	
MIKE VEISOR	29	0	0	0	0	0	0	0	0	

**GOALTENDING**

PLAYER	GP	MINS	GA	GAA	SO	W-L-T
MIKE VEISOR	29	1580	118	4.48	1	6-13-6
JOHN GARRETT	54	3145	241	4.60	0	15-27-12
KEN HOLLAND	1	60	7	7.00	0	0-1-0

**SEASON HIGHLIGHTS**

- Blaine Stoughton sits out the first eight games in a contract dispute.
- Gordie Howe's #9 retired – February 18, 1981.
- Larry Pleau replaces fired head coach Don Blackburn – February 20, 1981.
- Pleau replaces fired Jack Kelley as director of hockey operations – April 1, 1981.
- Mike Rogers records second straight 100-point campaign.

**COMPLETE RESULTS**

DATE	W/L	SCORE	OPP.	DATE	W/L	SCORE	OPP.
10/9	L	6-8	at STL	1/10	W	5-3	at WPG
10/11	L	3-9	at MIN	1/12	L	2-5	STL
10/12	T	3-3	at BUF	1/14	L	4-5	LA
10/15	W	5-2	at PIT	1/17	L	2-3	CHI
10/18	W	4-2	DET	1/18	L	2-3	at WSH
10/19	T	3-3	NYI	1/21	T	6-6	STL
10/22	W	3-0	COL	1/23	L	2-4	CGY
10/25	W	4-2	QUE	1/24	L	4-7	at TOR
10/26	L	1-6	at PHI	1/28	W	6-3	COL
10/29	W	5-3	DET	1/30	T	5-5	TOR
10/30	L	2-8	at MTL	1/31	L	3-5	BUF
11/1	T	4-4	VAN	2/2	L	2-4	at QUE
11/5	L	1-6	at STL	2/4	T	3-3	BOS
11/6	T	3-3	at COL	2/7	L	2-6	CHI
11/8	L	4-5	PHI	2/8	T	6-6	at PHI
11/12	L	1-5	MIN	2/12	T	2-2	at DET
11/15	L	4-8	WSH	2/14	L	4-7	at MIN
11/16	L	3-7	at NYR	2/15	T	4-4	at CHI
11/20	L	0-5	at NYI	2/18	T	3-3	WPG
11/22	W	4-3	VAN	2/19	L	2-6	at PIT
11/23	L	3-11	at CHI	2/22	W	6-5	NYR
11/26	W	8-4	WPG	2/25	W	3-2	MIN
11/28	W	6-4	EDM	2/27	L	1-5	at CGY
11/29	L	2-5	BUF	3/1	L	0-3	at VAN
12/2	L	2-5	at LA	3/3	L	4-5	at COL
12/3	T	4-4	at VAN	3/6	W	5-3	at BUF
12/6	W	5-3	at CGY	3/8	L	4-5	CGY
12/7	L	4-6	at EDM	3/10	T	4-4	at DET
12/10	W	8-5	at WPG	3/11	L	2-5	WSH
12/13	T	5-5	LA	3/14	L	2-6	at NYR
12/17	W	5-4	BOS	3/15	L	2-4	at BOS
12/20	T	4-4	at BOS	3/18	W	9-3	MTL
12/21	L	5-6	at QUE	3/21	L	4-6	NYR
12/23	W	7-2	at TOR	3/22	T	3-3	TOR
12/26	W	9-7	PIT	3/25	L	2-7	EDM
12/27	T	5-5	NYI	3/27	W	5-3	at WSH
1/2	L	1-3	MTL	3/29	L	1-4	PHI
1/3	L	1-8	at NYI	4/1	W	5-4	QUE
1/7	L	3-5	at LA	4/3	L	1-6	at MTL
1/9	T	6-6	at EDM	4/5	L	4-5	PIT

**MAJOR TRADES**

**06/05/80** – Obtained Rick Meagher from MTL for flip-flop of draft positions in third and fifth rounds in 1981.

**11/21/80** – Obtained Norm Barnes and Jack McIlhargey from PHI for a second-round draft pick in 1982 (Peter Ihnacek).

**12/16/80** – Obtained Mike Fidler from MIN for Gordie Roberts.

# 1979-80 IN REVIEW

## CLOSING GAME ROSTER *vs. Montreal Canadiens (away 4/11/80)*

<b>1</b>	Al Smith	G	<b>9</b>	Gordie Howe	C	<b>16</b>	Bobby Hull	LW	<b>25</b>	Steve Alley	LW
<b>3</b>	Al Sims	D	<b>10</b>	Ray Neufeld	RW	<b>17</b>	Mike Rogers	D	<b>28</b>	Pat Boutette	LW
<b>5</b>	Mark Howe	D	<b>12</b>	Tom Rowe	RW	<b>18</b>	Marty Howe	D	<b>32</b>	Larry Giroux	D
<b>7</b>	Gordie Roberts	D	<b>14</b>	Dave Keon	C	<b>23</b>	Nick Fotiu	LW	<b>35</b>	John Garrett	G
<b>8</b>	Ray Allison	RW	<b>15</b>	Dave Debol	C	<b>24</b>	Bernie Johnston	LW			

## FINAL NORRIS DIVISION STANDINGS

	GP	W	L	T	GF	GA	PTS
MONTREAL	80	47	20	13	328	240	107
LOS ANGELES	80	30	36	14	290	313	74
PITTSBURGH	80	30	37	13	251	303	73
HARTFORD*	80	27	34	19	303	312	73
DETROIT	80	26	43	11	268	306	63

\*Lost to Montreal in first round of playoffs 3-0.

## COMPLETE RESULTS

DATE	W/L	SCORE	OPP.	DATE	W/L	SCORE	OPP.
10/11	L	1-4	at MIN	1/17	W	7-1	PIT
10/13	T	3-3	at PIT	1/19	W	5-3	CHI
10/14	T	3-3	at CHI	1/21	W	7-2	WIN
10/17	L	1-3	at BUF	1/24	L	2-7	MTL
10/19	W	6-3	LA	1/26	L	2-3	at NYI
10/20	L	1-6	at NYI	1/28	W	6-1	ATL
10/24	T	2-2	at QUE	1/30	W	8-2	BOS
10/26	L	1-2	NYI	2/2	L	3-5	at ATL
10/28	T	2-2	at NYR	2/3	W	5-3	NYI
10/31	W	4-2	at TOR	2/6	W	7-3	LA
11/2	W	5-3	TOR	2/8	T	4-4	COL
11/6	W	7-2	at COL	2/10	L	2-6	MIN
11/9	L	2-4	CHI	2/12	T	5-5	VAN
11/11	T	5-5	at CHI	2/15	W	5-4	WIN
11/14	L	2-3	at WIN	2/16	L	3-5	at TOR
11/17	W	4-0	EDM	2/18	W	6-4	NYR
11/18	L	4-5	at BOS	2/19	W	6-2	EDM
11/21	W	5-3	BUF	2/23	W	6-5	at ATL
11/24	T	4-4	QUE	2/26	L	5-9	at QUE
11/25	W	4-2	ATL	2/27	L	3-6	BOS
11/27	L	2-6	at PHI	2/29	W	3-0	STL
11/30	W	7-5	PIT	3/1	W	6-3	at STL
12/1	T	4-4	at MTL	3/6	L	3-4	at BUF
12/4	T	3-3	at WSH	3/8	L	5-9	at WSH
12/7	L	4-7	NYR	3/9	T	1-1	at BOS
12/9	L	0-3	at EDM	3/12	T	4-4	at DET
12/11	L	3-5	at VAN	3/13	W	3-1	VAN
12/12	L	4-7	at LA	3/15	W	4-1	COL
12/15	L	5-6	at COL	3/16	L	1-6	MIN
12/19	W	5-4	WSH	3/19	T	5-5	MTL
12/22	L	2-4	BUF	3/21	T	5-5	PHI
12/23	L	2-4	at PHI	3/22	T	5-5	at MTL
12/26	T	4-4	PHI	3/24	L	5-7	STL
12/29	L	0-3	at STL	3/26	L	0-7	at WIN
1/2	T	3-3	at EDM	3/28	T	4-4	at VAN
1/4	L	3-6	WSH	3/29	T	2-2	at LA
1/6	L	1-2	DET	4/1	L	4-5	TOR
1/7	L	2-5	at NYR	4/2	L	4-6	at PIT
1/9	L	2-6	at MIN	4/4	W	9-2	QUE
1/12	W	6-4	at DET	4/6	W	5-3	DET

## MAJOR TRADES

**12/24/79** – Obtained Pat Boutette from TOR for Bob Stephenson.

**01/17/80** – Obtained Tom Rowe from WSH for Alan Hangsleben.

**02/27/80** – Obtained Bobby Hull from WPG for future considerations.

## FINAL STATISTICS *(Whalers games only)*

PLAYER	SCORING /							SH	GW	GT
	GP	G	A	PTS	PIM	PP				
MIKE ROGERS	80	44	61	105	10	3	2	0	0	0
BLAINE STOUGHTON	80	56	44	100	16	16	2	9	3	3
MARK HOWE	74	24	56	80	20	5	2	3	1	1
DAVE KEON	76	10	52	62	10	0	0	0	0	0
JORDY DOUGLAS	77	33	24	57	39	5	0	5	1	1
PAT BOUTETTE	47	13	31	44	75	3	0	0	0	0
GORDIE HOWE	80	15	26	41	42	2	0	0	1	1
AL SIMS	76	10	31	41	30	2	0	1	1	1
GORDIE ROBERTS	80	8	28	36	89	1	0	1	0	0
GREG CARROLL	71	13	19	32	24	0	1	2	0	0
RAY ALLISON	64	16	12	28	13	0	0	2	1	1
DAVE DEBOL	48	12	14	26	4	0	0	1	0	0
BERNIE JOHNSTON	32	8	13	21	8	0	0	0	0	0
RICK LEY	65	4	16	20	92	0	0	1	0	0
NICK FOTIU	74	10	8	18	107	0	0	0	0	0
ALAN HANGSLEBEN	37	3	15	18	69	0	0	1	0	0
ANDRE LACROIX	29	3	14	17	2	1	0	0	0	0
TOM ROWE	20	6	4	10	30	1	0	1	0	0
RON PLUMB	26	3	4	7	14	0	0	0	0	0
BOBBY HULL	9	2	5	7	0	1	0	0	0	0
LARRY GIROUX	47	2	5	7	44	0	0	0	1	1
BILL BENNETT	24	3	3	6	63	2	0	0	0	0
TIM SHEEHY	12	2	1	3	0	0	0	0	0	0
JIM WARNER	32	0	3	3	32	0	0	0	0	0
STEVE ALLEY	7	1	1	2	0	0	0	0	0	0
BRIAN HILL	19	1	1	2	4	0	0	0	1	1
MARK RENAUD	13	0	2	2	4	0	0	0	0	0
JOHN GARRETT	52	0	2	2	12	0	0	0	0	0
RAY NEUFELD	8	1	0	1	0	0	0	0	0	0
JEFF BRUBAKER	3	0	1	1	2	0	0	0	0	0
BOB STEPHENSON	4	0	1	1	0	0	0	0	0	0
MIKE ANTONOVICH	5	0	1	1	2	0	0	0	0	0
MARTY HOWE	6	0	1	1	4	0	0	0	0	0
CHUCK LUKSA	8	0	1	1	4	0	0	0	0	0
AL SMITH	30	0	1	1	10	0	0	0	0	0
JEAN SAVARD	1	0	0	0	0	0	0	0	0	0
STUART SMITH	4	0	0	0	0	0	0	0	0	0
RICK HODGSON	6	0	0	0	6	0	0	0	0	0
MAYNARD SCHURMAN	7	0	0	0	0	0	0	0	0	0

## GOALTENDING

PLAYER	GP	MINS	GA	GAA	SO	W-L-T
AL SMITH	30	1754	107	3.66	2	11-10-8
JOHN GARRETT	52	3046	202	3.98	0	16-24-11

## SEASON HIGHLIGHTS

- All-time WHA scoring king Andre Lacroix retires – December 20, 1979.
- Whalers re-open the Hartford Civic Center with a 7-3 win over Los Angeles – February 6.
- Whalers retire John McKenzie's #19 – February 27, 1980.
- Whalers sign hockey legend Bobby Hull – February 27, 1980.
- Gordie Howe scores his 800th career NHL regular season goal – February 29, 1980.
- Blaine Stoughton ties for NHL goal scoring lead with 56.
- Mike Rogers finishes eighth in NHL scoring with 105 points.

## RECORDS

YEAR	GP	W	L	T	OTL	PTS	GF	GA	YEAR	GP	W	L	T	OTL	PTS	GF	GA
1972-73 (WHA-BOS)	78	46*	30	2		94*	318*	263	1993-94 (NHL-HFD)	84	27	48	9		63	227	288
1973-74 (WHA-BOS)	78	43#	31	4		90#	291	260	1994-95 (NHL-HFD)	48	19	24	5		43	127	141
1974-75 (WHA-HFD)	78	43#	30	5		91#	274#	279	1995-96 (NHL-HFD)	82	34	39	9		77	237	259
1975-76 (WHA-HFD)	80	33	40	7*		73	255	290	1996-97 (NHL-HFD)	82	32	39	11		75	226	256
1976-77 (WHA-HFD)	81	35	40	6		76	275	290	1997-98 (NHL-CAR)	82	33	41	8		74	200	219
1977-78 (WHA-HFD)	80	44	31	5*		93	335	269	1998-99 (NHL-CAR)	82	34#	30	18		86#	210	202
1978-79 (WHA-HFD)	80	37	34	9*		83	298	287	1999-00 (NHL-CAR)	82	37	35	10	0	84	217	216
1979-80 (NHL-HFD)	80	27	34	19		73	303	312	2000-01 (NHL-CAR)	82	38	32	9	3	88	212	225
1980-81 (NHL-HFD)	80	21	41	18		60	292	372	2001-02 (NHL-CAR)	82	35	26	16*	5	91#	217	217
1981-82 (NHL-HFD)	80	21	41	18		60	264	351	2002-03 (NHL-CAR)	82	22	43	11	6	61	171	240
1982-83 (NHL-HFD)	80	19	54*	7		45	261	403*	2003-04 (NHL-CAR)	82	28	34	14	6	76	172	209
1983-84 (NHL-HFD)	80	28	42	10		66	288	320	2005-06 (NHL-CAR)	82	52#	22	8		112#	294#	260
1984-85 (NHL-HFD)	80	30	41	9		69	268	318	2006-07 (NHL-CAR)	82	40	34	8		88	241	253
1985-86 (NHL-HFD)	80	40	36	4		84	332#	302	2007-08 (NHL-CAR)	82	43	33	6		92	250	246
1986-87 (NHL-HFD)	80	43#	30	7		93#	287	270	2008-09 (NHL-CAR)	82	45	30	7		97	239	226
1987-88 (NHL-HFD)	80	35	38	7		77	249	267	2009-10 (NHL-CAR)	82	35	37	10		80	230	256
1988-89 (NHL-HFD)	80	37	38	5		79	299	290	2010-11 (NHL-CAR)	82	40	31	11		91	236	239
1989-90 (NHL-HFD)	80	38	33	9		85	275	268	2011-12 (NHL-CAR)	82	33	33	16		82	213	243
1990-91 (NHL-HFD)	80	31	38	11		73	238	276	2012-13 (NHL-CAR)	48	19	25	4		42	128	160
1991-92 (NHL-HFD)	80	26	41	13		65	247	283	2013-14 (NHL-CAR)	82	36	35	11		83	207	230
1992-93 (NHL-HFD)	84	26	52	6		58	284	369	* – Indicates a League Leading Figure # – Indicates a Division Leading Figure								

YEAR	FINISHED	PLAYOFF RESULT	COACH (CAPTAIN)
1972-73 (WHA-BOS)	1st East Div.	Won Avco-World Trophy	Jack Kelley (Ted Green)
1973-74 (WHA-BOS)	1st East Div.	Lost Quarterfinals	Ron Ryan (Ted Green)
1974-75 (WHA-HFD)	1st East Div.	Lost Quarterfinals	Ron Ryan / Jack Kelley (Ted Green)
1975-76 (WHA-HFD)	3rd East Div.	Lost Semifinals	Jack Kelley / Don Blackburn / Harry Neale (Rick Ley)
1976-77 (WHA-HFD)	4th East Div.	Lost Quarterfinals	Harry Neale (Rick Ley)
1977-78 (WHA-HFD)	2nd of 8 teams	Lost Finals	Harry Neale (Rick Ley)
1978-79 (WHA-HFD)	4th of 6 teams	Lost Semifinals	Bill Dineen / Don Blackburn (Rick Ley)
1979-80 (NHL-HFD)	4th Norris Div.	Lost Preliminary	Don Blackburn (Rick Ley)
1980-81 (NHL-HFD)	4th Norris Div.	Out of Playoffs	Don Blackburn / Larry Pleau (Rick Ley / Mike Rogers)
1981-82 (NHL-HFD)	5th Adams Div.	Out of Playoffs	Larry Pleau (Dave Keon)
1982-83 (NHL-HFD)	5th Adams Div.	Out of Playoffs	Larry Kish / Larry Pleau / John Cuniff (Russ Anderson)
1983-84 (NHL-HFD)	5th Adams Div.	Out of Playoffs	Jack Evans (Mark Johnson)
1984-85 (NHL-HFD)	5th Adams Div.	Out of Playoffs	Jack Evans (Mark Johnson / Ron Francis)
1985-86 (NHL-HFD)	4th Adams Div.	Lost Division Finals	Jack Evans (Ron Francis)
1986-87 (NHL-HFD)	1st Adams Div.	Lost Div. Semifinals	Jack Evans (Ron Francis)
1987-88 (NHL-HFD)	4th Adams Div.	Lost Div. Semifinals	Jack Evans / Larry Pleau (Ron Francis)
1988-89 (NHL-HFD)	4th Adams Div.	Lost Div. Semifinals	Larry Pleau (Ron Francis)
1989-90 (NHL-HFD)	4th Adams Div.	Lost Div. Semifinals	Rick Ley (Ron Francis)
1990-91 (NHL-HFD)	4th Adams Div.	Lost Div. Semifinals	Rick Ley (Ron Francis until 12/90)
1991-92 (NHL-HFD)	4th Adams Div.	Lost Div. Semifinals	Jim Roberts (Randy Ladouceur)
1992-93 (NHL-HFD)	5th Adams Div.	Out of Playoffs	Paul Holmgren (Pat Verbeek)
1993-94 (NHL-HFD)	6th Northeast Div.	Out of Playoffs	Paul Holmgren / Pierre McGuire (Pat Verbeek)
1994-95 (NHL-HFD)	5th Northeast Div.	Out of Playoffs	Paul Holmgren (Pat Verbeek until 3/95)
1995-96 (NHL-HFD)	4th Northeast Div.	Out of Playoffs	Paul Holmgren / Paul Maurice (Brendan Shanahan)
1996-97 (NHL-HFD)	5th Northeast Div.	Out of Playoffs	Paul Maurice (Kevin Dineen)
1997-98 (NHL-CAR)	6th Northeast Div.	Out of Playoffs	Paul Maurice (Kevin Dineen)
1998-99 (NHL-CAR)	1st Southeast Div.	Lost Conf. Quarterfinals	Paul Maurice (Keith Primeau)
1999-00 (NHL-CAR)	3rd Southeast Div.	Out of Playoffs	Paul Maurice (Ron Francis)
2000-01 (NHL-CAR)	2nd Southeast Div.	Lost Conf. Quarterfinals	Paul Maurice (Ron Francis)
2001-02 (NHL-CAR)	1st Southeast Div.	Lost Stanley Cup Finals	Paul Maurice (Ron Francis)
2002-03 (NHL-CAR)	5th Southeast Div.	Out of Playoffs	Paul Maurice (Ron Francis)
2003-04 (NHL-CAR)	3rd Southeast Div.	Out of Playoffs	Paul Maurice / Peter Laviolette (Ron Francis until 3/04)
2005-06 (NHL-CAR)	1st Southeast Div.	Won Stanley Cup	Peter Laviolette (Rod Brind'Amour)
2006-07 (NHL-CAR)	3rd Southeast Div.	Out of Playoffs	Peter Laviolette (Rod Brind'Amour)
2007-08 (NHL-CAR)	2nd Southeast Div.	Out of Playoffs	Peter Laviolette (Rod Brind'Amour)
2008-09 (NHL-CAR)	2nd Southeast Div.	Lost Conf. Finals	Peter Laviolette / Paul Maurice (Rod Brind'Amour)
2009-10 (NHL-CAR)	3rd Southeast Div.	Out of Playoffs	Paul Maurice (Rod Brind'Amour / Eric Staal)
2010-11 (NHL-CAR)	3rd Southeast Div.	Out of Playoffs	Paul Maurice (Eric Staal)
2011-12 (NHL-CAR)	5th Southeast Div.	Out of Playoffs	Paul Maurice / Kirk Muller (Eric Staal)
2012-13 (NHL-CAR)	3rd Southeast Div.	Out of Playoffs	Kirk Muller (Eric Staal)
2013-14 (NHL-CAR)	7th Metropolitan Div.	Out of Playoffs	Kirk Muller (Eric Staal)



# YEAR-BY-YEAR

## NHL HOME AND ROAD RECORDS

HOME ICE RECORD									ROAD ICE RECORD									OVERALL REGULAR SEASON RECORD								
YEAR	GP	W	L	T	OTL	PTS	GF	GA	GP	W	L	T	OTL	PTS	GF	GA	GP	W	L	T	OTL	PTS	GF	GA		
1979-80	40	22	12	6		50	179	141	40	5	22	13		23	124	171	80	27	34	19		73	303	312		
1980-81	40	14	17	9		37	158	169	40	7	24	9		23	134	203	80	21	41	18		60	292	372		
1981-82	40	13	17	10		36	136	152	40	8	24	8		24	128	199	80	21	41	18		60	264	351		
1982-83	40	13	22	5		31	147	169	40	6	32	2		14	114	234	80	19	54	7		45	261	403		
1983-84	40	19	16	5		43	158	150	40	9	26	5		23	130	170	80	28	42	10		66	288	320		
1984-85	40	17	18	5		39	137	148	40	13	23	4		30	131	170	80	30	41	9		69	268	318		
1985-86	40	21	17	2		44	181	153	40	19	19	2		40	151	149	80	40	36	4		84	332	302		
1986-87	40	26	9	5		57	150	112	40	17	21	2		36	137	158	80	43	30	7		93	287	270		
1987-88	40	21	14	5		47	134	124	40	14	24	2		30	115	143	80	35	38	7		77	249	267		
1988-89	40	21	17	2		44	156	145	40	16	21	3		35	143	145	80	37	38	5		79	299	290		
1989-90	40	17	18	5		39	134	135	40	21	15	4		46	141	133	80	38	33	9		85	275	268		
1990-91	40	18	16	6		42	128	128	40	13	22	5		31	110	148	80	31	38	11		73	238	276		
1991-92	40	13	17	10		36	120	126	40	13	24	3		29	127	157	80	26	41	13		65	247	283		
1992-93	42	12	25	5		29	141	176	42	14	27	1		29	143	193	84	26	52	6		58	284	369		
1993-94	42	14	22	6		34	123	129	42	13	26	3		29	104	159	84	27	48	9		63	227	288		
1994-95	24	12	10	2		26	64	65	24	7	14	3		17	63	76	48	19	24	5		43	127	141		
1995-96	41	22	15	4		48	134	120	41	12	24	5		29	103	139	82	34	39	9		77	237	259		
1996-97	41	23	15	3		49	116	108	41	9	24	8		26	110	148	82	32	39	11		75	226	256		
1997-98	41	16	18	7		39	106	109	41	17	23	1		35	94	110	82	33	41	8		74	200	219		
1998-99	41	20	12	9		49	110	96	41	14	18	9		37	100	106	82	34	40	18		86	210	202		
1999-00	41	20	16	5		45	99	102	41	17	19	5		39	118	114	82	37	35	10		84	217	216		
2000-01	41	23	15	3	0	49	129	115	41	15	17	6	3	39	83	110	82	38	32	9	3	88	212	225		
2001-02	41	15	13	11	2	43	98	105	41	20	13	5	3	48	119	112	82	35	26	16	5	91	217	217		
2002-03	41	12	17	9	3	36	84	102	41	10	26	2	3	25	87	138	82	22	43	11	6	61	171	240		
2003-04	41	13	18	8	2	36	85	100	41	15	16	6	4	40	87	109	82	28	34	14	6	76	172	209		
2005-06	41	31	8	2		64	153	127	41	21	14	6		48	141	133	82	52	22	8		112	294	260		
2006-07	41	21	16	4		46	128	131	41	19	18	4		42	113	122	82	40	34	8		88	241	253		
2007-08	41	24	13	4		52	140	119	41	19	20	2		40	110	127	82	43	33	6		92	250	246		
2008-09	41	26	14	1		53	115	106	41	19	16	6		44	121	115	82	45	30	7		97	236	221		
2009-10	41	21	17	3		45	122	124	41	14	20	7		35	108	132	82	35	37	10		80	226	251		
2010-11	41	22	14	5		49	126	114	41	18	17	6		42	110	125	82	40	31	11		91	236	239		
2011-12	41	20	14	7		47	106	110	41	13	19	9		35	107	133	82	33	33	16		82	213	243		
2012-13	24	9	14	1		19	67	83	24	10	11	3		23	61	77	48	19	25	4		42	128	160		
2013-14	41	18	17	6		42	99	123	41	18	18	5		41	103	121	82	36	35	11		83	207	230		
34-YR. TOTALS	1349	629	533	180	7	1445	4263	4216	1349	475	697	164	13	1127	3870	4778	2698	1104	1231	344	20	2572	8091	8976		
34-YR. AVG.	40	19	16	5	1*	43	125	124	40	14	21	5	3*	33	114	141	79	32	36	10	4*	76	238	264		

\* – 5 year average

## ALL-TIME ATTENDANCE

SEASON	REGULAR SEASON ATTENDANCE	NUMBER OF GAMES	REGULAR SEASON AVERAGE	PLAYOFF ATTENDANCE	PLAYOFF AVERAGE	TOTAL OVERALL ATTENDANCE	OVERALL AVERAGE	PERCENT OF CAPACITY
1979-80 (HFD)	394,228	40	9,856	(1) 14,460	14,460	408,688	9,968	91.9%
1980-81 (HFD)	461,008	40	11,525	—	—	461,008	11,525	79.4%
1981-82 (HFD)	456,510	40	11,413	—	—	456,510	11,413	78.7%
1982-83 (HFD)	427,819	40	10,695	—	—	427,819	10,695	73.5%
1983-84 (HFD)	459,525	40	11,488	—	—	459,525	11,488	77.6%
1984-85 (HFD)	481,059	40	12,026	—	—	481,059	12,026	81.2%
1985-86 (HFD)	510,753	40	12,769	(4) 60,504	15,126	571,257	12,983	85.8%
1986-87 (HFD)	569,219	40	14,230	(3) 45,378	15,126	614,597	14,293	94.5%
1987-88 (HFD)	582,969	40	14,574	(3) 45,507	15,169	628,476	14,616	95.9%
1988-89 (HFD)	556,823	40	13,921	(2) 25,608	12,804	582,431	13,867	91.1%
1989-90 (HFD)	548,025	40	13,701	(3) 46,605	15,535	594,630	13,829	88.9%
1990-91 (HFD)	497,224	40	12,431	(3) 45,468	15,156	542,692	12,621	80.7%
1991-92 (HFD)	433,289	40	10,832	(3) 25,061	8,354	458,350	10,659	68.2%
1992-93 (HFD)	433,918	41	10,583	—	—	433,918	10,583	67.7%
1993-94 (HFD)	430,159	41	10,492	—	—	430,159	10,492	67.1%
1994-95 (HFD)	284,050	24	11,835	—	—	284,050	11,835	75.7%
1995-96 (HFD)	491,315	41	11,983	—	—	491,315	11,983	76.6%
1996-97 (HFD)	559,939	41	13,657	—	—	559,939	13,657	93.2%
1997-98 (CAR)	373,422	41	9,108	—	—	373,422	9,108	57.3%
1998-99 (CAR)	335,696	41	8,188	(3) 33,177	11,059	368,873	8,383	75.8%
1999-00 (CAR)	508,424	41	12,400	—	—	508,424	12,400	66.2%
2000-01 (CAR)	547,585	41	13,356	(3) 50,594	16,865	598,179	13,595	72.6%
2001-02 (CAR)	635,868	41	15,509	(11) 203,497	18,500	839,365	16,142	86.2%
2002-03 (CAR)	642,973	41	15,682	—	—	642,973	15,682	83.7%
2003-04 (CAR)	505,534	41	12,330	—	—	505,534	12,330	65.8%
2005-06 (CAR)	639,454	41	15,596	(14) 263,216	18,801	902,670	16,421	87.6%
2006-07 (CAR)	712,861	41	17,387	—	—	712,861	17,387	93.3%
2007-08 (CAR)	681,962	41	16,633	—	—	681,962	16,633	89.0%
2008-09 (CAR)	679,488	41	16,573	(8) 147,823	18,478	827,311	16,884	90.4%
2009-10 (CAR)	624,873	41	15,241	—	—	624,873	15,241	81.6%
2010-11 (CAR)	656,611	40	16,415	—	—	656,611	16,415	87.9%
2011-12 (CAR)	657,747	41	16,042	—	—	657,747	16,042	85.9%
2012-13 (CAR)	421,451	24	17,560	—	—	421,451	17,560	94.0%
2013-14 (CAR)	634,831	41	15,484	—	—	634,831	15,484	82.9%
TOTALS	17,836,612	1,346	13,252	(61) 1,006,898	16,507	18,843,510	13,393	

Note: The franchise moved from the Hartford Civic Center (cap. 14,660) to the Greensboro Coliseum (cap 20,800) following the 1996-97 season. During the 1998-99 season, the official capacity at the Greensboro Coliseum was 11,059. The team played its first season at the Entertainment & Sports Arena (18,730) in Raleigh during the 1999-00 campaign. The Entertainment & Sports Arena was renamed the RBC Center in September 2002, and the capacity of the RBC Center changed to 18,639 in October 2006. The RBC Center's capacity changed again in 2007 to 18,680. On March 15, 2012, the RBC Center was renamed PNC Arena.

## BEST RECORD AFTER GAMES 1-84

AFTER	POINTS	SEASON(S)	AFTER	POINTS	SEASON(S)	AFTER	POINTS	SEASON(S)
1 game	2	85-86, 86-87, 95-96, 96-97, 99-00, 01-02, 08-09, 10-11	26 games	34	05-06	56 games	80	05-06
			27 games	36	05-06	57 games	82	05-06
			28 games	38	05-06	58 games	84	05-06
2 games	4	85-86, 95-96, 96-97, 99-00, 01-02, 08-09, 10-11	29 games	38	05-06	59 games	86	05-06
			30 games	40	05-06	60 games	88	05-06
			31 games	42	05-06	61 games	90	05-06
3 games	6	95-96	32 games	44	05-06	62 games	91	05-06
4 games	8	95-96	33 games	46	05-06	63 games	91	05-06
5 games	9	95-96	34 games	48	05-06	64 games	92	05-06
6 games	10	96-97	35 games	49	05-06	65 games	94	05-06
7 games	11	91-92	36 games	49	05-06	66 games	96	05-06
8 games	11	91-92, 96-97, 05-06, 07-08	37 games	50	05-06	67 games	96	05-06
			38 games	52	05-06	68 games	96	05-06
9 games	13	05-06, 07-08	39 games	54	05-06	69 games	98	05-06
10 games	15	05-06, 07-08	40 games	56	05-06	70 games	98	05-06
11 games	17	05-06	41 games	58	05-06	71 games	100	05-06
12 games	19	05-06	42 games	60	05-06	72 games	100	05-06
13 games	21	05-06	43 games	62	05-06	73 games	102	05-06
14 games	23	05-06	44 games	64	05-06	74 games	102	05-06
15 games	25	05-06	45 games	66	05-06	75 games	104	05-06
16 games	25	05-06	46 games	68	05-06	76 games	106	05-06
17 games	27	05-06	47 games	68	05-06	77 games	108	05-06
18 games	29	05-06	48 games	70	05-06	78 games	108	05-06
19 games	29	05-06	49 games	72	05-06	79 games	109	05-06
20 games	29	05-06	50 games	74	05-06	80 games	111	05-06
21 games	29	05-06	51 games	76	05-06	81 games	112	05-06
22 games	31	05-06	52 games	78	05-06	82 games	112	05-06
23 games	31	05-06	53 games	78	05-06	83 games	61	93-94
24 games	33	05-06	54 games	80	05-06	84 games	63	93-94
25 games	34	05-06	55 games	80	05-06	(schedule increased to 84 games in 1992-93)		

# NHL ROSTER BY NUMBER

- 0 Neil Sheehy
- 1 Arturs Irbe, Jamie Storr, Kirk McLean, Sean Burke, Mike Liut, Ed Staniowski, Mike Veisor, Al Smith
- 2 Glen Wesley, Rick Ley (Retired February 17, 2009 in honor of Glen Wesley)
- 3 Steve Chiasson, Brian Glynn, Zarley Zalapski, Doug Crossman, Joel Quenneville, Stuart Smith, Paul Shmyr, Al Sims
- 4 **Andrej Sekera**, Jamie McBain, Aaron Ward, Dennis Seidenberg, Kevin Hatcher, Nolan Pratt, Gerald Diduck, Frantisek Kucera, James Patrick, Eric Weinrich, Dan Keczer, Rob Brown, Jergus Baca, Steve Dykstra, Jim Pavese, Charlie Bourgeois, Dana Murzyn, Richie Dunn, Mickey Volcan, Fred Arthur, Ron Francis, Andre Lacroix
- 5 **Haydn Fleury**, Mike Komisarek, Marc-Andre Gragnani, Bryan Allen, Brian Pothier, Frantisek Kaberle, Marek Malik, Kevin Haller, Alexander Godnyuk, Bryan Marchment, Steve Konroyd, Ulf Samuelsson, Pierre Lacroix, Mark Howe
- 6 **Tim Gleason**, Bret Hedican, Adam Burt, Mark Paterson, Blake Wesley, Thommy Abrahamsson, Ron Plumb, Jean Savard
- 7 **Ryan Murphy**, Ian White, Niclas Wallin, Curtis Leschyshyn, Brian Glynn, Randy Cunneyworth, Brian Lawton, Stewart Gavin, David Jensen, Russ Anderson, Steve Stoyanovich, Rick MacLeish, Gordie Roberts
- 8 Andrei Loktionov, Kevin Westgarth, Jaroslav Spacek, Patrick O'Sullivan, Matt Cullen, Tim Gleason, Bob Boughner, Sandis Ozolinsh, Geoff Sanderson, Mark Greig, Jody Hull, Mike Millar, Risto Siltanen, Garry Howatt, Ray Allison
- 9 Gordie Howe
- 10 Ron Francis, Gary Roberts, Andrei Nikolishin, Brad McCrimmon, Ray Neufeld, Tim Sheehy, Alan Hangleben (Retired January 28, 2006 in honor of Ron Francis)
- 11 **Jordan Staal**, Zach Boychuk, Justin Williams, Jeff Daniels, Kevin Dineen, Andrei Nikolishin, Yvon Corrivau, John Cullen, Paul Fenton, Paul Lawless, Jordy Douglas, Greg Carroll
- 12 **Eric Staal**, Craig MacDonald, Steven Rice, Darren Turcotte, Barry Nieckar, Tim Kerr, Murray Craven, Dean Evason, Mark Johnson, Dan Bourbonnais, Mike Antonovich, Tom Rowe
- 13 **Jared Staal**, Anthony Stewart, Ray Whitney, Bates Battaglia, Andrei Nikolishin, Ted Drury, Geoff Sanderson, Carey Wilson
- 14 **Nathan Gerbe**, Andreas Nodl, Sergei Samonov, Kevyn Adams, Steve Halko, Kevin Haller, Kevin Smyth, Paul Ranheim, Jim Sandlak, Chris Govedaris, Don Malone, Mark Reeds, Bill Gardner, Greg Malone, Michel Galarneau, Dave Keon
- 15 Tuomo Ruutu, Brad Isbister, Marty Murray, Harold Druken, Kevyn Adams, Byron Ritchie, Scott Daniels, Kelly Chase, Todd Harkins, Brian Propp, Joe Day, John Cullen, Dave Tippett, Norm Dupont, Glenn Merkosky, Dan Fridgen, Paul MacDermid, Dave Debol, Michel Galarneau, Garry Howatt, Rob McClanahan
- 16 **Elias Lindholm**, Brandon Sutter, Andrew Ladd, Ryan Bayda, Tommy Westlund, Jeff Daniels, Nelson Emerson, Pat Verbeek, Sylvain Turgeon, George Lyle, Michel Galarneau, Bobby Hull, Bill Bennett
- 17 Rod Brind'Amour, Jeff Daniels, Chris Murray, Scott Daniels, Ted Drury, Mark Greig, Todd Krygier, Brent Peterson, Wayne Babych, Ray Neufeld, Mike Rogers (Retired February 18, 2011 in honor of Rod Brind'Amour)
- 18 **Jay McClement**, Radek Dvorak, Adam Hall, Zach Boychuk, Jon Matsumoto, Stephane Yelle, Ryan Bayda, Mark Recchi, Mike Zigomanis, Mike Rucinski, Robert Kron, Paul Cyr, Jim Thomson, Scot Kleinendorst, Mike Crombeen, Greg Adams, Marty Howe, Mike Fidler, Don Gillen
- 19 **Jiri Tlustý**, Trevor Letowski, Radim Vrbata, Chris Dingman, Rob DiMaio, Jeff O'Neill, Nelson Emerson, Johnny McKenzie
- 20 **Riley Nash**, Troy Bodie, Michael Ryan, Dan LaCouture, Jan Hlavac, Darren Langdon, Sandy McCarthy, Glen Wesley, Kevin Smyth, Nick Kypreos, Yvon Corrivau, John Anderson, Mike Hoffman, Mike Zuke, Merlin Malinowski, Rick Meagher, Mark Renaud
- 21 **Brock McGinn**, Drayson Bowman, Jeff Heerema, David Tanabe, Josh Holden, Ron Francis, Jeff Brown, Andrew Cassels, Sylvain Cote, Blaine Stoughton
- 22 **Zach Boychuk**, Manny Malhotra, Zac Dalpe, Josef Melichar, Mike Commodore, Sean Hill, Jeff Brown, Mark Janssens, Ed Kastelic, Gord Sherven, Dave Williams, Shane Churla, Jorgen Pettersson, Mike Hoffman, Dave Lumley, Doug Sulliman, Jeff Brubaker
- 23 **Ben Holmstrom**, Jeremy Welsh, Alexei Ponikarovsky, Steven Goertzen, Zach Boychuk, Derrick Walser, Pavel Brendl, Martin Gelinis, Marek Malik, Jocelyn Lemieux, Paul Gillis, James Black, Lee Norwood, Paul MacDermid, Wally Weir, Ed Hospodar, Gilles Lupien, Nick Fotiu, Mike McDougal
- 24 **Brad Malone**, Bobby Sanguinetti, Scott Walker, Andrew Hutchinson, Sami Kapanen, Jim Storm, Patrick Poulin, Bobby Holik, Tom Martin, Pat Hughes, Dave Barr, Tim Bothwell, Chris Kotsopoulos, Kevin Kemp, Mike Fidler, Maynard Schurman, Bernie Johnston
- 25 **Chris Terry**, Joni Pitkanen, Shane Willis, Bruno St. Jacques, Jason McBain, Bob McGill, Terry Yake, Mark Bergevin, Barry Pederson, Jeff Parker, Grant Jennings, Mike McEwen, Dave Williams, Brad Shaw, Bobby Crawford, Mike Renaud, Pierre Larouche, Norm Barnes, Russ Anderson, Steve Alley, Jim Warner
- 26 **John-Michael Lies**, Erik Cole, Ray Sheppard, Steve Martins, Jocelyn Lemieux, Brian Propp, Jim Agnew, Mark Hunter, Ray Ferraro, Tony Currie, Bob Sullivan, Don Nachbaur
- 27 **Justin Faulk**, Derek Joslin, Brett Carson, Craig Adams, Rod Brind'Amour, Steve Leach, Derek King, Jeff Brown, Kelly Chase, Bryan Marchment, Doug Houda, Scott Young, Doug Jarvis, Marty Howe, Steve Alley, Brian Hill, Warren Miller, Bob Stephenson
- 28 **Alexander Semin**, Justin Faulk, Bryan Rodney, Jamie McBain, Wade Brookbank, Andrew Hutchinson, Brad DeFauw, Steve Halko, Paul Ranheim, Mike Tomlak, Lindsay Carson, Paul Lawless, Pat Boutette, Ross Yates, Randy MacGregor, Mark Renaud, Pierre Larouche, Bob Stephenson, Rob McClanahan
- 29 **Alex Nedeljkovic**, Tim Wallace, Ryan Carter, Tom Kostopoulos, Bryan Rodney, Joey Mormina, Martin Gerber, Mike Watt, Kevin Brown, Jason Muzzatti, Marc Potvin, Randy Ladouceur, Paul Fenton, Kevin Dineen, Paul MacDermid, Tom Rowe, Jack McIlhargey, Archie Henderson, Chuck Luksa
- 30 **Cam Ward**, Patrick DesRochers, Jean-Marc Pelletier, Mark Fitzpatrick, Mike Fountain, Jeff Reese, Mike Lenarduzzi, Peter Sidorkiewicz, Greg Millen, Ken Holland
- 31 **Anton Khudobin**, Dan Ellis, Justin Pogge, Tyler Moss, Craig MacDonald, Mario Gosselin, Daryl Reaugh, Jim McKenzie, Bob Bodak, Richard Brodeur, Steve Weeks, Dan Bourbonnais, Mike Veisor, Gerry McDonald, Mike Fidler, Don Nachbaur, Greg Carroll
- 32 **Josh Wesley**, Zach Boychuk, Oskar Osala, Stu Grimson, Steve Martins, Igor Chibirev, Murray Craven, Brad Shaw, Torrie Robertson, Mike McDougal, Dan Fridgen, Rick Hodgson, Mark Renaud, Mickey Volcan, Larry Giroux
- 33 **Greg Nemisz**, Brian Boucher, Derek Joslin, Anton Babchuk, Bryan Rodney, Jevor Tetarenko, David Karp, Bates Battaglia, Jimmy Carson, Ted Crowley, Jim McKenzie, Carey Wilson, Norm Maciver, Brad Shaw, John Newberry, Mark Fusco, Gerry McDonald, Rick Hodgson, Jeff Brownschidle, Stuart Smith, Jack McIlhargey
- 34 **Phil Di Giuseppe**, Manny Legace, Joe Jensen, Dave Gove, Steve Martins, Jamie Leach, Mikael Andersson, Jack Brownschidle, Dan Fridgen, Reid Bailey, Randy Gilhen, Paul Marshall
- 35 **Drew MacIntyre**, Justin Peters, Kevin Nastiuk, Tom Barrasso, Jean-Marc Pelletier, Eric Fichaud, Pat Jablonski, Jeff Reese, Mike Lenarduzzi, Corrie D'Alessio, Kay Whitmore, Mike Vellucci, Scot Kleinendorst, John Garrett
- 36 **Patrick Brown**, Jussi Jokinen, Michael Ryan, Brandon Nolan, Jesse Boulerice, Greg Koehler, Glen Featherstone, Michael Nylander, Daniel Shank, Marc Bergevin, Yves Courteau, Gord Sherven, Paul MacDermid
- 37 **Warren Foegele**, Aaron Palushaj, Tim Brent, Keith Aucoin, Tomas Kurka, Trevor Kidd, Jeff Daniels, Dan Keczer, Patrick Poulin, Chris Tancill, Dallas Gaume
- 38 **Dennis Robertson**, Matt Corrente, Tim Conboy, Allan Rourke, Scott Pellerin, Robert Kron, Terry Yake, Mark Reeds, Brad Shaw, Randy Pierce, Randy MacGregor
- 39 **Patrick Dwyer**, Doug Weight, Brad DeFauw, Pat Jablonski, Enrico Ciccone, Kelly Chase, Robert Petrovicky
- 40 **Daniel Altschuler**, Tripp Tracy, Frank Pietrangelo, Jergus Baca, Al Tuer, Greg Britz, Mike Hoffman, Bob Hess
- 41 **Danny Biega**, Andrew Alberts, Nolan Pratt, Allen Pedersen, Joe Day, Jim Culhane
- 42 **Clark Bishop**, Brett Sutter, Tim Gleason, Jeff Heerema, Brian Chapman, Marc Laforge
- 43 **Erik Karlsson**
- 44 **Jay Harrison**, Patrick Eaves, Kent Manderville, Gerald Diduck, Chris Pronger, Paul Gillis, Rob Brown, Dave Babych, Niklas Nordgren
- 45 **Keegan Lowe**, Alexandre Picard, David Tanabe, Shane Willis, John Stevens
- 46 **Trevor Carrick**, Mike Zigomanis, Mike Rucinski, Kevin Brown, Jim Storm, Todd Richards
- 47 **Michal Jordan**, Marc-Andre Bergeron, John Grahame, Brad Fast, Ryan Bayda, Jean-Sebastien Giguere, Michel Picard
- 48 **Brody Sutter**, Anton Babchuk, Nikos Tselios, Scott Daniels
- 49 **Victor Rask**, Michael Leighton, Ross McKay
- 50 Tomas Kaberle, Jeff Hamilton, Danny Richmond, Andrei Kovalenko
- 51 **Justin Shugg**, Damian Surma, Jim Sandlak
- 52 **Jeff Skinner**, Casey Borer, Greg Kuznik
- 53 **Austin Levi**, Danny Markov, Pavel Brendl, Keith Primeau
- 54 **Brendan Woods**, Jakub Petruzalek, Brett Lysak
- 55 **Kyle Jenkins**
- 56 Chad LaRose
- 57 Justin Peters
- 58 **Sergey Tolchinsky**, Cory Stillman
- 59 **Rasmus Rissanen**, Jaroslav Svoboda
- 60 Dwight Helminen, Josef Vasicek
- 61 **Beau Schmitz**
- 62 **Ron Hainsey**
- 63 **Brent Pedersen**, Jerome Samson
- 64 **Tyler Ganly**
- 65 Mike Murphy, Oleg Tverdovsky
- 66 **Lucas Wallmark**, Jerome Samson, Tomas Malec
- 67 **Carter Sandlak**, Nicolas Blanchard, Dave Semenko
- 68 **Brett Bellemore**
- 69 Joe Corvo, Anson Carter, Paul Coffey
- 70 John Muse, Kevin Weekes
- 71 Darren Turcotte
- 72 Jeff O'Neill, Michael Nylander
- 73 Brendan Shanahan

	YEARS	POS.-NO.	REGULAR SEASON					PLAYOFFS				
			GP	G	A	TP	PIM	GP	G	A	TP	PIM
-A-												
Abrahamsson, Christer	74-77	G-1/29	10	0	2	2	18	3	0	0	0	0
Signed August 1974 from Leksand IF of Swedish Elite League. Released, June 1977.												
Abrahamsson, Tommy	74-77/80-81	D-6/19	234	34	78	112	142	28	2	7	9	15
Signed August 1974 from Leksand IF of Swedish Elite League. Retired, July 1977. Re-signed from Swedish Elite League, June 1980. Released, June 1981.												
Adams, Craig	00-04, 05-08	RW-27	427	33	44	77	337	29	0	0	0	10
Selected in the NHL Entry Draft (Harvard), June 22, 1996. Signed with Anaheim as a free agent, August 2005. Acquired from Anaheim in exchange for Bruno St. Jacques, October 2005. Traded to Chicago in exchange for future considerations, January 17, 2008.												
Adams, Greg	82-83	LW-18	79	10	13	23	216	-	-	-	-	-
Acquired from Philadelphia Flyers with Ken Linseman and Flyers' No. 1 choice in 1983 (David A. Jensen) for Mark Howe, August 1982. Traded to Washington Capitals for Torrie Robertson, October 1983.												
Adams, Kevyn	02-07	C-14/15	300	38	34	72	167	48	1	0	1	18
Acquired from the Florida Panthers along with Bret Hedican and Tomas Malec for Sandis Ozolinsh and Byron Ritchie, January 16, 2002. Traded to Phoenix Coyotes for Dennis Seidenberg, January 8, 2007.												
Agnew, Jim	92-93	D-26	16	0	0	0	68	-	-	-	-	-
Signed as a free agent (Vancouver Canucks), June 1992. Retired, September 15, 1993.												
Ahearn, Kevin	72-74	LW-14/5	78	20	22	42	18	14	1	2	3	9
Selected in WHA Player Selection Draft, February 1972 (U.S. Olympic Team). Released, May 1974.												
Alberts, Andrew	09-10	D-41	62	2	8	10	74	-	-	-	-	-
Signed as a free agent, July 15, 2009. Traded to Vancouver in exchange for Vancouver's 2010 third-round draft pick, March 3, 2010.												
Allen, Bryan	11-12	D-5	101	1	18	19	95	-	-	-	-	-
Acquired from the Florida Panthers in exchange for Sergei Samsonov, February 28, 2011. Signed with Anaheim as a free agent, July 2012.												
Alley, Steve	79-81	LW-27/25	15	3	3	6	11	3	0	1	1	0
Claimed in WHA dispersal draft (Birmingham Bulls), June 1979. Released, May 1981.												
Allison, Ray	79-81	RW-8	70	17	12	29	13	2	0	1	1	0
Selected in NHL Entry Draft (Brandon, WHL), August 1979. Traded with Fred Arthur and first- and third-round 1982 draft picks (Ron Sutter, Miroslav Dvorak), to Philadelphia Flyers for Rick MacLeish, Don Gillen, Blake Wesley and Philadelphia's first, second- and third-round 1982 draft picks, July 1981 (Paul Lawless, Mark Paterson, Kevin Dineen).												
Anderson, John	85-89	LW-20	215	72	117	189	69	20	6	11	17	2
Acquired from Quebec Nordiques for Risto Siltanen, March 1986. Released, October 1989.												
Anderson, Russ	81-83	D-25/7	82	1	9	10	256	-	-	-	-	-
Acquired from Pittsburgh Penguins for eighth-round 1983 draft choice, December 1981. Released, June 1983.												
Andersson, Mikael	89-92	LW-34	175	35	60	95	28	12	0	5	5	8
Selected in 1989 NHL Waiver Draft from Buffalo Sabres, October 1989. Signed with Tampa Bay as a free agent, June 1992.												
Antonovich, Mike	77-80	LW-12	175	64	72	136	79	29	17	12	29	22
Acquired from Edmonton Oilers with Bill Butters for Brett Callighen and Ron Busniuk, February 1977. Released, May 1980.												
Arndt, Danny	75-77	C/LW-19	115	16	22	38	21	8	0	0	0	0
Selected in WHA Amateur Draft (Saskatoon, WCHL), June 1975. Traded to Edmonton Oilers with cash and "future considerations" (WHA rights to Dave Debol) for Dave Keon, Jack Carlson, Steve Carlson, John McKenzie and Dave Dryden, January 1977.												
Arthur, Fred	80-81	D-4	3	0	0	0	0	-	-	-	-	-
Selected as underage junior in NHL Draft (Cornwall, QMJHL), June 1980. Traded to Philadelphia Flyers with Ray Allison and first and third picks in the 1982 draft (Ron Sutter, Miroslav Dvorak) for Rick MacLeish, Don Gillen, Blake Wesley and the Flyers' first-, second- and third-round 1982 draft picks (Paul Lawless, Mark Paterson, Kevin Dineen), July 1981.												
Aucoin, Keith	06-08	C-37	53	5	10	15	14	-	-	-	-	-
Signed as a free agent, August 4, 2005. Signed with Washington as an unrestricted free agent, July 2008.												
-B-												
Babchuk, Anton	06-07/08-09/10	D-33/48	163	24	38	62	64	13	0	1	1	10
Acquired from the Chicago Blackhawks along with Chicago's fourth-round pick in 2007 for Danny Richmond and a fourth-round pick in 2006, January 2006. Traded to Calgary along with Tom Kostopoulos in exchange for Brett Sutter and Ian White, November 17, 2010.												
Babych, Dave	85-91	D-44	349	44	196	240	256	31	7	13	20	32
Acquired from Winnipeg Jets for Ray Neufeld, November 1985. Claimed by Minnesota North Stars in NHL Expansion Draft, May 1991.												
Babych, Wayne	85-87	RW-17	41	11	17	28	63	10	0	1	1	2
Acquired from the Quebec Nordiques for Greg Malone, January 1986. Retired, September 1987.												
Baca, Jergus	90-92	D-40	10	0	2	2	14	-	-	-	-	-
Selected in NHL Entry Draft, June 1990. Released, June 1992.												
Backstrom, Ralph	75-77	C/LW-9	115	31	50	81	36	20	5	4	9	8
Acquired from Ottawa Civics for "future considerations," January 1976. Retired, June 1977.												
Bailey, Reid	83-84	D-34	12	0	0	0	25	-	-	-	-	-
Signed as a free agent, December 1983. Released, June 1984.												
Barnes, Norm	80-82	D-25	74	2	14	16	101	-	-	-	-	-
Acquired with Jack McIlhargey from Philadelphia Flyers for a 1982 second-round draft choice (later transferred to Toronto, Peter Ihnacek), December 1980. Released, June 1982.												
Barr, Dave	86-87	RW-24	30	2	4	6	19	-	-	-	-	-
Acquired from St. Louis Blues for Tim Bothwell, October 1986. Traded to Detroit Red Wings for Randy Ladouceur, January 1987.												
Barrasso, Tom	01-02	G-35	34	0	0	0	4	-	-	-	-	-
Signed as a free agent, July 17, 2001. Traded to Toronto Maple Leafs for a fourth round pick in the 2003 NHL Entry Draft, March 15, 2002.												
Battaglia, Bates	97-03	LW-13/33	402	63	87	150	281	35	5	14	19	24
Acquired from Mighty Ducks of Anaheim for Mark Janssens, March 18, 1997. Traded to Colorado Avalanche in exchange for Radim Vrbata, March 11, 2003.												
Bayda, Ryan	03-04/06-09	LW-16/18/47	179	16	24	40	94	15	2	2	4	18
Selected in the NHL Entry Draft (North Dakota), June 24, 2000. Released July 2005. Signed as a free agent, August 4, 2006. Released, July 2009.												
Belanger, Eric	06-07	C-25	56	8	12	20	14	-	-	-	-	-
Acquired from the Los Angeles Kings along with defenseman Tim Gleason in exchange for defenseman Oleg Tverdovsky and the rights to defenseman Jack Johnson, September 29, 2006. Traded to Nashville in exchange for center Josef Vasicek, February 9, 2007.												
Bellemore, Brett	13-14	D-73	72	2	8	10	52	-	-	-	-	-
Selected in the NHL Entrv Draft (Plymouth, OHL), June 23, 2007.												

# ALL-TIME ROSTER

	YEARS	POS.-NO.	REGULAR SEASON					PLAYOFFS				
			GP	G	A	TP	PIM	GP	G	A	TP	PIM
<b>Bennett, Bill</b>	<b>79-80</b>	<b>LW-16</b>	<b>24</b>	<b>3</b>	<b>3</b>	<b>6</b>	<b>63</b>	—	—	—	—	—
Selected from Boston Bruins in the 1979 NHL Expansion Draft. Released, June 1980.												
<b>Bergeron, Marc-Andre</b>	<b>13</b>	<b>D-47</b>	<b>13</b>	<b>0</b>	<b>4</b>	<b>4</b>	<b>5</b>	—	—	—	—	—
Acquired from Tampa Bay in exchange for forward Adam Hall and a 2013 seventh-round draft pick (186th overall - Joel Vermin), April 2, 2013. Released, July 2013.												
<b>Bergevin, Marc</b>	<b>90-92</b>	<b>D-36/25</b>	<b>79</b>	<b>7</b>	<b>17</b>	<b>24</b>	<b>68</b>	<b>5</b>	<b>0</b>	<b>0</b>	<b>0</b>	<b>2</b>
Acquired from the New York Islanders for "future considerations," October 1990. Signed with Tampa Bay Lightning as a free agent, July 1992.												
<b>Berglund, Bill</b>	<b>73-75</b>	<b>G-1/30</b>	<b>5</b>	<b>0</b>	<b>0</b>	<b>0</b>	<b>0</b>	—	—	—	—	—
Signed from Rhode Island Eagles (AHL), September 1973. Retired, September 1974. Ended retirement, January 1975. Released, September 1975.												
<b>Black, James</b>	<b>89-92</b>	<b>C-23</b>	<b>3</b>	<b>4</b>	<b>6</b>	<b>10</b>	<b>14</b>	—	—	—	—	—
Selected in NHL Entry Draft (Portland, WHL), June 1989. Traded to Minnesota North Stars for Mark Janssens, September 1992.												
<b>Blackburn, Don</b>	<b>73-76</b>	<b>LW-22</b>	<b>146</b>	<b>40</b>	<b>74</b>	<b>114</b>	<b>34</b>	<b>12</b>	<b>3</b>	<b>6</b>	<b>9</b>	<b>6</b>
Signed from Minnesota North Stars, September 1973. Released, September 1975. Re-signed, November 1975. Retired to become head coach, December 1976.												
<b>Blanchard, Nicolas</b>	<b>13</b>	<b>F-72</b>	<b>9</b>	<b>0</b>	<b>0</b>	<b>0</b>	<b>20</b>	—	—	—	—	—
Selected in the NHL Entry Draft (Chicoutimi, QMJHL), June 23, 2005. Released, July 2014.												
<b>Bodak, Bob</b>	<b>89-90</b>	<b>LW-31</b>	<b>1</b>	<b>0</b>	<b>0</b>	<b>0</b>	<b>0</b>	—	—	—	—	—
Signed as a free agent, July 1988. Released, June 1990.												
<b>Bodie, Troy</b>	<b>10-11</b>	<b>RW-20</b>	<b>50</b>	<b>1</b>	<b>2</b>	<b>3</b>	<b>54</b>	—	—	—	—	—
Claimed on waivers from the Anaheim Ducks, November 16, 2010. Released, July 2011.												
<b>Bolduc, Danny</b>	<b>75-78</b>	<b>RW-21</b>	<b>88</b>	<b>15</b>	<b>13</b>	<b>28</b>	<b>51</b>	<b>30</b>	<b>3</b>	<b>10</b>	<b>13</b>	<b>8</b>
Signed as a free agent, March 1976. Signed with Detroit Red Wings as free agent, August 1978.												
<b>Borer, Casey</b>	<b>08/10</b>	<b>D-53/55</b>	<b>16</b>	<b>1</b>	<b>2</b>	<b>3</b>	<b>9</b>	—	—	—	—	—
Selected in the NHL Entry Draft (St. Cloud State, WCHA), June 2004. Released, July 2011.												
<b>Borgeson, Don</b>	<b>75-76</b>	<b>RW-22</b>	<b>31</b>	<b>9</b>	<b>8</b>	<b>17</b>	<b>4</b>	<b>3</b>	<b>1</b>	<b>1</b>	<b>2</b>	<b>0</b>
Acquired from Ottawa Civics with Ralph Backstrom for "future considerations," January 1976. Placed on waivers and claimed by Calgary Cowboys, June 1976.												
<b>Bothwell, Tim</b>	<b>85-87</b>	<b>D-24</b>	<b>66</b>	<b>3</b>	<b>8</b>	<b>11</b>	<b>53</b>	<b>10</b>	<b>0</b>	<b>0</b>	<b>0</b>	<b>8</b>
Purchased from St. Louis Blues, October 1985. Traded to St. Louis Blues for Dave Barr, October 1986.												
<b>Boucher, Brian</b>	<b>11-12</b>	<b>G-33</b>	<b>10</b>	<b>0</b>	<b>0</b>	<b>0</b>	<b>0</b>	—	—	—	—	—
Signed as a free agent, July 2011. Traded to Philadelphia along with defenseman Mark Alt in exchange for forward Luke Pither, Jan. 13, 2013.												
<b>Boughner, Bob</b>	<b>03-04</b>	<b>D-8</b>	<b>43</b>	<b>0</b>	<b>5</b>	<b>5</b>	<b>80</b>	—	—	—	—	—
Acquired from the Calgary Flames for a fourth-round pick in the 2004 draft (Kristopher Hogg) and future considerations, July 16, 2003. Traded to the Colorado Avalanche for defenseman Chris Bahen, a third-round pick in the 2004 draft (Casey Borer) and future considerations, February 20, 2004.												
<b>Boulerice, Jesse</b>	<b>02-07</b>	<b>RW-36</b>	<b>150</b>	<b>8</b>	<b>2</b>	<b>10</b>	<b>286</b>	—	—	—	—	—
Acquired from Philadelphia for Greg Koehler, February 13, 2002. Traded to St. Louis along with Magnus Kahnberg, Mike Zigomanis, Carolina's first-round pick in 2006 and Toronto's fourth-round pick in 2006 for Doug Weight and Erkki Rajamaki, January 30, 2006. Signed as a free agent, August 2, 2006. Released July 2007.												
<b>Bourbonnais, Dan</b>	<b>81-82/83-84</b>	<b>LW-12/31</b>	<b>59</b>	<b>3</b>	<b>25</b>	<b>28</b>	<b>11</b>	—	—	—	—	—
Selected in NHL Entry Draft (Calgary, WHL), June 1981. Released, June 1984.												
<b>Bourgeois, Charles</b>	<b>87-88</b>	<b>D-4</b>	<b>1</b>	<b>0</b>	<b>0</b>	<b>0</b>	<b>0</b>	<b>0</b>	<b>0</b>	<b>0</b>	<b>0</b>	<b>0</b>
Acquired from St. Louis Blues with a third-round 1989 draft selection, previously traded to St. Louis Blues for Mark Reeds and upgraded to a second-round 1989 draft selection (Rick Corriveau). Released, July 1989.												
<b>Boutette, Pat</b>	<b>79-81/84-85</b>	<b>C/LW-28</b>	<b>160</b>	<b>47</b>	<b>91</b>	<b>138</b>	<b>286</b>	<b>3</b>	<b>1</b>	<b>0</b>	<b>1</b>	<b>6</b>
Acquired from Toronto Maple Leafs for Bob Stephenson, December 1979. Awarded to Pittsburgh Penguins with Kevin McClelland as compensation for Hartford signing Greg Millen, July 1981. Re-acquired from Pittsburgh Penguins for NHL rights to Ville Siren, November 1984. Released, July 1985.												
<b>Bowman, Drayson</b>	<b>10-14</b>	<b>LW-21/23</b>	<b>176</b>	<b>15</b>	<b>18</b>	<b>33</b>	<b>53</b>	—	—	—	—	—
Selected in the NHL Entry Draft (Spokane, WHL), June 2007. Released, July 2014.												
<b>Boychuk, Zach</b>	<b>08-14</b>	<b>C/LW-18/11/23/32</b>	<b>84</b>	<b>8</b>	<b>14</b>	<b>22</b>	<b>6</b>	—	—	—	—	—
Selected in the NHL Entry Draft (Lethbridge, WHL), June 20, 2008. Claimed on waivers by Pittsburgh, Jan. 31, 2013. Claimed on waivers from Nashville, March 21, 2013.												
<b>Brendl, Pavel</b>	<b>03-04</b>	<b>RW-55/23</b>	<b>26</b>	<b>5</b>	<b>4</b>	<b>9</b>	<b>10</b>	—	—	—	—	—
Acquired along with Bruno St. Jacques from Philadelphia Flyers for Sami Kapanen and Ryan Bast, February 7, 2003. Traded to Phoenix for Krystofer Kolanos, December 28, 2005.												
<b>Brent, Tim</b>	<b>11-13</b>	<b>C-37</b>	<b>109</b>	<b>12</b>	<b>15</b>	<b>27</b>	<b>35</b>	—	—	—	—	—
Signed as a free agent, July 2011. Released, July 2013.												
<b>Brind'Amour, Rod</b>	<b>00-10</b>	<b>C-27/17</b>	<b>694</b>	<b>174</b>	<b>299</b>	<b>473</b>	<b>402</b>	<b>72</b>	<b>18</b>	<b>20</b>	<b>38</b>	<b>46</b>
Acquired from Philadelphia Flyers along with Jean-Marc Pelletier and a second-round pick in 2000 in exchange for Keith Primeau and a fifth-round pick on January 23, 2000. Retired as a player on June 30, 2010.												
<b>Britz, Greg</b>	<b>86-87</b>	<b>RW-40</b>	<b>1</b>	<b>0</b>	<b>0</b>	<b>0</b>	<b>0</b>	—	—	—	—	—
Signed as a free agent (Toronto), October 1986. Released, July 1987.												
<b>Brodeur, Richard</b>	<b>87-88</b>	<b>G-31</b>	<b>6</b>	<b>0</b>	<b>0</b>	<b>0</b>	<b>2</b>	<b>4</b>	<b>0</b>	<b>0</b>	<b>0</b>	<b>0</b>
Acquired from Vancouver Canucks for Steve Weeks, March 1988. Retired, November 1988.												
<b>Brookbank, Wade</b>	<b>07-09</b>	<b>D/LW-28</b>	<b>59</b>	<b>2</b>	<b>1</b>	<b>3</b>	<b>166</b>	—	—	—	—	—
Signed as a free agent (Boston), July 3, 2007. Traded to Tampa Bay along with Josef Melichar and a 2009 fourth-round pick, February 7, 2009.												
<b>Brown, Jeff</b>	<b>96-98</b>	<b>D-27/21</b>	<b>81</b>	<b>10</b>	<b>41</b>	<b>51</b>	<b>54</b>	—	—	—	—	—
Acquired from Vancouver Canucks in a three-team trade, December 20, 1995. The Whalers traded Jocelyn Lemieux and their second-round draft pick in 1998 NHL Entry Draft for Jim Dowd and New Jersey's second-round pick in 1997. The Whalers then traded Dowd, a second pick in 1997 (Ryan Bonni), and Frantisek Kucera to Vancouver for Brown and Vancouver's third-round draft pick in the 1998 NHL Entry Draft (pick traded to Dallas on Draft Day '98 - Stars selected John Erskine). Traded to Toronto Maple Leafs for fourth-round draft pick in 1999 NHL Entry Draft, January 2, 1998.												
<b>Brown, Kevin</b>	<b>96-98</b>	<b>RW-46</b>	<b>15</b>	<b>0</b>	<b>4</b>	<b>4</b>	<b>6</b>	—	—	—	—	—
Acquired from Mighty Ducks of Anaheim for Espen Knutsen on October 1, 1996.												
<b>Brown, Rob</b>	<b>90-92</b>	<b>RW-4/44</b>	<b>86</b>	<b>34</b>	<b>39</b>	<b>73</b>	<b>136</b>	<b>5</b>	<b>1</b>	<b>0</b>	<b>1</b>	<b>7</b>
Acquired in a December 1990 trade from Pittsburgh Penguins for Scott Young. Traded to Chicago Blackhawks for Steve Konroyd, January 1992.												
<b>Brownschidle, Jack</b>	<b>83-86</b>	<b>D-34</b>	<b>39</b>	<b>3</b>	<b>6</b>	<b>9</b>	<b>19</b>	—	—	—	—	—
Acquired on waivers from St. Louis Blues, March 1984. Released, July 1986.												
<b>Brownschidle, Jeff</b>	<b>81-83</b>	<b>D-33</b>	<b>7</b>	<b>0</b>	<b>1</b>	<b>1</b>	<b>2</b>	—	—	—	—	—
Signed as free agent (Notre Dame), May 1981. Released, July 1984.												
<b>Brubaker, Jeff</b>	<b>78-81</b>	<b>LW-22</b>	<b>58</b>	<b>5</b>	<b>4</b>	<b>9</b>	<b>114</b>	<b>3</b>	<b>0</b>	<b>0</b>	<b>0</b>	<b>12</b>
Selected in WHA Amateur Draft (Peterborough, OHA), June 1978. Selected by Montreal Canadiens in NHL Waiver Draft, October 1981.												

	YEARS	POS.-NO.	REGULAR SEASON					PLAYOFFS				
			GP	G	A	TP	PIM	GP	G	A	TP	PIM
<b>Burke, Sean</b>	<b>92-98</b>	<b>G-1</b>	<b>281</b>	<b>0</b>	<b>12</b>	<b>12</b>	<b>85</b>	—	—	—	—	—
Acquired from New Jersey Devils with Eric Weinrich for Bobby Holik and a second-round 1993 draft pick (Jay Pandolfo), August 1992. Traded to the Vancouver Canucks along with Geoff Sanderson and Enrico Ciccone in exchange for Kirk McLean and Martin Gelinis, January 3, 1998.												
<b>Burt, Adam</b>	<b>88-99</b>	<b>D-6</b>	<b>626</b>	<b>36</b>	<b>106</b>	<b>142</b>	<b>875</b>	<b>4</b>	<b>0</b>	<b>0</b>	<b>0</b>	<b>0</b>
Selected in the NHL Entry Draft (North Bay, OHL), June 1987. Traded to Philadelphia Flyers for Andrei Kovalenko, March 6, 1999.												
<b>Busniuk, Ron</b>	<b>75-77</b>	<b>D-5</b>	<b>66</b>	<b>1</b>	<b>12</b>	<b>13</b>	<b>196</b>	<b>17</b>	<b>0</b>	<b>2</b>	<b>2</b>	<b>14</b>
Claimed in dispersal draft of folded Minnesota Fighting Saints, March 1976. Traded with Brett Callighen to Edmonton Oilers for Mike Antonovich and Bill Butters, February 1977.												
<b>Butters, Bill</b>	<b>76-78</b>	<b>D-22</b>	<b>71</b>	<b>2</b>	<b>21</b>	<b>23</b>	<b>134</b>	<b>5</b>	<b>0</b>	<b>1</b>	<b>1</b>	<b>15</b>
Acquired with Mike Antonovich from Edmonton Oilers for Brett Callighen and Ron Busniuk, February 1977. Cleared WHA waivers and signed with Minnesota North Stars, February 1978.												
<b>Byers, Mike</b>	<b>72-76</b>	<b>RW-21</b>	<b>187</b>	<b>61</b>	<b>54</b>	<b>115</b>	<b>20</b>	<b>25</b>	<b>10</b>	<b>11</b>	<b>21</b>	<b>20</b>
Acquired from Los Angeles Sharks for Mike Hyndman, February 1973. Sold to Cincinnati Stingers, February 1976.												
<b>-C-</b>												
<b>Caffery, Terry</b>	<b>72-76</b>	<b>C-7</b>	<b>143</b>	<b>54</b>	<b>98</b>	<b>152</b>	<b>26</b>	<b>8</b>	<b>3</b>	<b>7</b>	<b>10</b>	<b>0</b>
WHA rights acquired from Philadelphia Blazers for "future considerations," June 1972. Traded to Calgary Cowboys for an undisclosed draft choice and other considerations, October 1975.												
<b>Callighen, Brett</b>	<b>76-77</b>	<b>C-22</b>	<b>33</b>	<b>6</b>	<b>10</b>	<b>16</b>	<b>41</b>	—	—	—	—	—
Signed as a free agent (Kalamazoo, IHL), October 1976. Traded to Edmonton Oilers with Ron Busniuk for Mike Antonovich and Bill Butters, February 1977. Re-acquired from Edmonton Oilers for "future considerations," June 1977. Traded to Edmonton Oilers with Dave Dryden and two 1977 draft picks for Louis Levasseur, September 1977.												
<b>Carleton, Wayne</b>	<b>74-76</b>	<b>C-9</b>	<b>107</b>	<b>47</b>	<b>60</b>	<b>107</b>	<b>56</b>	<b>6</b>	<b>2</b>	<b>5</b>	<b>7</b>	<b>14</b>
Acquired from Toronto Toros for "future considerations" (Jim Dorey) and a second-round 1975 draft choice. Traded to Edmonton Oilers for Mike Rogers and "future considerations," January 1975.												
<b>Carlson, Jack</b>	<b>76-79</b>	<b>LW-23</b>	<b>136</b>	<b>18</b>	<b>32</b>	<b>50</b>	<b>334</b>	<b>14</b>	<b>2</b>	<b>2</b>	<b>4</b>	<b>23</b>
Acquired from Edmonton Oilers with Dave Dryden, Steve Carlson, Dave Keon and John McKenzie for Dan Arndt, "future considerations" (WHA rights to Dave Debol) and cash, January 1977. Traded to Minnesota North Stars for "future considerations," February 1979.												
<b>Carlson, Steve</b>	<b>76-78</b>	<b>C/RW-26</b>	<b>69</b>	<b>10</b>	<b>16</b>	<b>26</b>	<b>51</b>	<b>18</b>	<b>2</b>	<b>7</b>	<b>9</b>	<b>11</b>
Signed as a free agent after demise of the original Minnesota Fighting Saints, May 1976. Selected by Florida Breakers ("new" Minnesota Fighting Saints) in WHA Intra League Draft, May 1976. Acquired from Edmonton Oilers with Dave Dryden, Jack Carlson, Dave Keon and John McKenzie for "future considerations" (the rights to Dave Debol), cash and Dan Arndt, January 1977. Placed on waivers and claimed by Edmonton Oilers, May 1978.												
<b>Carroll, Greg</b>	<b>77-78/79-80</b>	<b>C-11/31</b>	<b>119</b>	<b>22</b>	<b>33</b>	<b>55</b>	<b>51</b>	—	—	—	—	—
Acquired with Bryan Maxwell from Cincinnati Stingers for WHA rights to Mike Liut and a second-round 1978 draft choice. Returned to Cincinnati Stingers for Ron Plumb, February 1978. Signed as a free agent after release by Detroit Red Wings, July 1979. Released, July 1990.												
<b>Carson, Brett</b>	<b>08-11</b>	<b>D-27</b>	<b>72</b>	<b>2</b>	<b>10</b>	<b>12</b>	<b>20</b>	—	—	—	—	—
Selected in the NHL Entry Draft (Calgary, WHL), June 2004. Claimed on waivers by the Calgary Flames, February 28, 2011.												
<b>Carson, Jimmy</b>	<b>94-95</b>	<b>C-33</b>	<b>49</b>	<b>10</b>	<b>10</b>	<b>20</b>	<b>29</b>	—	—	—	—	—
Signed as a free agent, July 1994. Released December 1995.												
<b>Carson, Lindsay</b>	<b>87-88</b>	<b>LW-28</b>	<b>27</b>	<b>5</b>	<b>4</b>	<b>9</b>	<b>30</b>	<b>5</b>	<b>1</b>	<b>2</b>	<b>3</b>	<b>2</b>
Acquired from Philadelphia Flyers for Paul Lawless, February 1988. Released, July 1989.												
<b>Carter, Anson</b>	<b>07-07</b>	<b>RW-77</b>	<b>10</b>	<b>1</b>	<b>0</b>	<b>1</b>	<b>2</b>	—	—	—	—	—
Acquired from the Columbus Blue Jackets in exchange for Carolina's fifth-round pick in 2008, February 23, 2007. Released, July 2007.												
<b>Carter, Ryan</b>	<b>10-11</b>	<b>C-29</b>	<b>32</b>	<b>0</b>	<b>3</b>	<b>3</b>	<b>22</b>	—	—	—	—	—
Acquired from the Anaheim Ducks in exchange for Stefan Chaput and Matt Kennedy, November 23, 2010. Traded to the Florida Panthers along with a 2011 fifth-round pick in exchange for Cory Stillman, February 22, 2011.												
<b>Cassels, Andrew</b>	<b>91-97</b>	<b>C-21</b>	<b>438</b>	<b>97</b>	<b>254</b>	<b>351</b>	<b>220</b>	<b>7</b>	<b>2</b>	<b>4</b>	<b>6</b>	<b>6</b>
Acquired from Montreal Canadiens for 1992 second-round pick (Valeri Bure), September 1991. Traded to Calgary along with Jean-Sebastien Giguere for Gary Roberts and Trevor Kidd, August 25, 1997.												
<b>Chapman, Brian</b>	<b>90-92</b>	<b>D-42</b>	<b>3</b>	<b>0</b>	<b>0</b>	<b>0</b>	<b>29</b>	—	—	—	—	—
Selected in NHL Entry Draft, June 1986. Released June 1993.												
<b>Charlebois, Bob</b>	<b>73-75</b>	<b>LW-18</b>	<b>110</b>	<b>8</b>	<b>10</b>	<b>18</b>	<b>6</b>	<b>11</b>	<b>1</b>	<b>0</b>	<b>1</b>	<b>4</b>
Acquired from Ottawa Civics for Brit Selby, June 1973. Retired, June 1976.												
<b>Chase, Kelly</b>	<b>96-97</b>	<b>RW-15/27/39</b>	<b>111</b>	<b>3</b>	<b>10</b>	<b>13</b>	<b>493</b>	—	—	—	—	—
Selected in 1995 NHL Waiver Draft. Traded to Toronto Maple Leafs for an eighth-round draft pick in 1998 (Jaroslav Svoboda), March 18, 1997.												
<b>Chiasson, Steve</b>	<b>97-99</b>	<b>D-3</b>	<b>112</b>	<b>11</b>	<b>46</b>	<b>57</b>	<b>88</b>	<b>6</b>	<b>1</b>	<b>2</b>	<b>3</b>	<b>2</b>
Acquired from Calgary Flames along with a third-round draft pick in 1997 (Francis Lessard) for Hnat Domenichelli, Glen Featherstone a second-round draft pick in 1997 (Dimitri Kokorev) and a third-round draft pick in 1998.												
<b>Chibirev, Igor</b>	<b>93-94</b>	<b>C-32</b>	<b>37</b>	<b>4</b>	<b>11</b>	<b>15</b>	<b>2</b>	—	—	—	—	—
Selected in NHL Entry Draft (Fort Wayne, IHL), June 1993. Released, June 1995.												
<b>Churla, Shane</b>	<b>86-88</b>	<b>LW-22</b>	<b>22</b>	<b>0</b>	<b>1</b>	<b>1</b>	<b>92</b>	<b>2</b>	<b>0</b>	<b>0</b>	<b>0</b>	<b>42</b>
Selected in NHL Entry Draft (Medicine Hat, WHL), June 1985. Traded to Calgary Flames with Dana Murzyn for Neil Sheehy, Carey Wilson and the rights to Lane MacDonald, January 1988.												
<b>Ciccone, Enrico</b>	<b>97-98</b>	<b>D-39</b>	<b>14</b>	<b>0</b>	<b>3</b>	<b>3</b>	<b>83</b>	—	—	—	—	—
Acquired from Chicago Blackhawks for Ryan Risadore and a 1998 fifth-round draft pick (Chicago traded pick to Toronto on Draft Day '98 - Toronto chose Morgan Warren), July 25, 1997. Traded to Vancouver Canucks along with Sean Burke and Geoff Sanderson for Kirk McLean and Martin Gelinis, January 3, 1998.												
<b>Climie, Ron</b>	<b>74-77</b>	<b>L/RW-15</b>	<b>93</b>	<b>33</b>	<b>24</b>	<b>57</b>	<b>29</b>	<b>6</b>	<b>3</b>	<b>0</b>	<b>3</b>	<b>0</b>
Acquired from Edmonton Oilers for Tim Sheehy, February 1975. Released, June 1977.												
<b>Coffey, Paul</b>	<b>96-97, 98-00</b>	<b>D-77</b>	<b>133</b>	<b>16</b>	<b>42</b>	<b>58</b>	<b>86</b>	<b>5</b>	<b>0</b>	<b>1</b>	<b>1</b>	<b>2</b>
Acquired from Detroit Red Wings with Keith Primeau and a 1997 first-round draft pick (Nikos Tselios) for Brendan Shanahan and Brian Glynn on October 9, 1996. Traded to Philadelphia Flyers with 1997 third-round draft pick (Kris Mallette) for Kevin Haller, a 1997 first-round pick (pick traded to San Jose Sharks [Scott Hannan] for 28th pick [Brad Defauw] and San Jose's third choice in 1998) and a 1997 seventh-round draft pick (Andrew Merrick) on December 15, 1996. Acquired from Chicago Blackhawks for Nelson Emerson, December 29, 1998. Signed by Boston Bruins as a free agent, July 13, 2000.												
<b>Cole, Erik</b>	<b>01-08/09-11</b>	<b>RW-26</b>	<b>557</b>	<b>168</b>	<b>195</b>	<b>363</b>	<b>494</b>	<b>43</b>	<b>6</b>	<b>8</b>	<b>14</b>	<b>52</b>
Selected in NHL Entry Draft (Clarkson, ECAC), June 27, 1998. Traded to the Edmonton Oiler in exchange for Joni Pitkanen, July 1, 2008. Re-acquired from Edmonton along with a 2009 fifth-round draft pick in exchange for Patrick O'Sullivan and a 2009 second-round draft pick, March 4, 2009. Signed as a free agent with the Montreal Canadiens, July 1, 2011.												

# ALL-TIME ROSTER

	YEARS	POS.-NO.	REGULAR SEASON					PLAYOFFS				
			GP	G	A	TP	PIM	GP	G	A	TP	PIM
<b>Commodore, Mike</b>	<b>05-08</b>	<b>D-22</b>	<b>195</b>	<b>13</b>	<b>41</b>	<b>54</b>	<b>325</b>	<b>25</b>	<b>2</b>	<b>2</b>	<b>4</b>	<b>33</b>
Acquired from Calgary for Atlanta's third-round draft pick (69th overall - Gord Baldwin) in the 2005 draft, July 29, 2005. Traded to Ottawa along with forward Cory Stillman in exchange for defenseman Joe Corvo and right wing Patrick Eaves, February 11, 2008.												
<b>Conboy, Tim</b>	<b>08-10</b>	<b>D/RW-38</b>	<b>59</b>	<b>0</b>	<b>6</b>	<b>6</b>	<b>121</b>	<b>3</b>	<b>0</b>	<b>0</b>	<b>0</b>	<b>0</b>
Signed as a free agent, July 21, 2006. Signed with Buffalo in July 2010.												
<b>Cooley, Gaye</b>	<b>75-76</b>	<b>G-29</b>	—	—	—	—	—	<b>1</b>	<b>0</b>	<b>0</b>	<b>0</b>	<b>0</b>
Signed as a free agent on emergency basis, April 1976. Released at conclusion of 1976 playoffs.												
<b>Corriveau, Yvon</b>	<b>89-94</b>	<b>LW-20/11</b>	<b>114</b>	<b>22</b>	<b>15</b>	<b>37</b>	<b>90</b>	<b>11</b>	<b>4</b>	<b>2</b>	<b>6</b>	<b>18</b>
Acquired from the Washington Capitals for Mike Liut, March 1990. Traded to Washington Capitals to complete Kypreos for Hunter deal, August 1992. Re-acquired from San Jose Sharks to complete Michel Picard trade (October 1992), January 1993.												
<b>Corvo, Joe</b>	<b>08-10/10-11/13</b>	<b>D-77</b>	<b>260</b>	<b>42</b>	<b>86</b>	<b>128</b>	<b>68</b>	<b>18</b>	<b>2</b>	<b>5</b>	<b>7</b>	<b>4</b>
Acquired from the Ottawa Senators along with right wing Patrick Eaves in exchange for defenseman Mike Commodore and forward Cory Stillman, February 11, 2008. Traded to the Washington Capitals in exchange for Brian Pothier, Oskar Osala and Washington's 2011 second-round pick, March 3, 2010. Signed as a free agent, July 7, 2010. Traded to the Boston Bruins in exchange for Boston's 2012 fourth-round draft pick, July 5, 2011. Signed as a free agent, July 1, 2012. Released, July 2013.												
<b>Cote, Sylvain</b>	<b>84-91</b>	<b>D-21</b>	<b>380</b>	<b>31</b>	<b>61</b>	<b>92</b>	<b>147</b>	<b>22</b>	<b>1</b>	<b>6</b>	<b>7</b>	<b>10</b>
Selected in NHL Entry Draft (Quebec, QMJHL), June 1984. Traded to Washington Capitals for 1992 second-round draft pick (Andrei Nikolishin), September 1991.												
<b>Courteau, Yves</b>	<b>86-87</b>	<b>RW-36</b>	<b>4</b>	<b>0</b>	<b>0</b>	<b>0</b>	<b>0</b>	—	—	—	—	—
Acquired from Calgary Flames for Mark Paterson, October 1986. Retired, June 1988.												
<b>Craven, Murray</b>	<b>91-93</b>	<b>LW-12/32</b>	<b>128</b>	<b>49</b>	<b>72</b>	<b>121</b>	<b>58</b>	<b>7</b>	<b>3</b>	<b>3</b>	<b>6</b>	<b>6</b>
Acquired with a fourth-round 1992 draft pick (Kevin Smyth) from Philadelphia Flyers for Kevin Dineen, November 1991. Traded with a 1993 fifth-round draft pick (Scott Walker) to Vancouver Canucks for Robert Kron, a 1993 third-round draft pick (Marek Malik) and "future considerations" (Jim Sandlak), March 1993.												
<b>Crawford, Bob</b>	<b>83-86</b>	<b>RW-25</b>	<b>182</b>	<b>64</b>	<b>59</b>	<b>123</b>	<b>56</b>	—	—	—	—	—
Claimed from St. Louis Blues in NHL Waiver Draft, October 1983. Traded to New York Rangers for Mike McEwen, March 1986.												
<b>Crombeen, Mike</b>	<b>83-85</b>	<b>RW-18</b>	<b>102</b>	<b>5</b>	<b>11</b>	<b>16</b>	<b>41</b>	—	—	—	—	—
Claimed from St. Louis Blues in NHL Waiver Draft, October 1983. Released, July 1985.												
<b>Crossman, Doug</b>	<b>90-91</b>	<b>D-3</b>	<b>41</b>	<b>4</b>	<b>19</b>	<b>23</b>	<b>19</b>	—	—	—	—	—
Acquired in November 1990 trade with New York Islanders for Ray Ferraro and a 1992 fifth-round draft pick (Ryan Duthre). Traded to Detroit Red Wings for Doug Houda in February 1991.												
<b>Crowley, Ted</b>	<b>93-94</b>	<b>D-33</b>	<b>21</b>	<b>1</b>	<b>2</b>	<b>3</b>	<b>10</b>	—	—	—	—	—
Acquired from Toronto Maple Leafs in a trade for Mark Greig and a sixth-round 1995 draft pick (Doug Bonner), January 1994. Released, June 1994.												
<b>Culhane, Jim</b>	<b>89-90</b>	<b>D-41</b>	<b>6</b>	<b>0</b>	<b>1</b>	<b>1</b>	<b>4</b>	—	—	—	—	—
Selected in NHL Entry Draft (Western Michigan, CCHA), June 1984. Released, June 1990.												
<b>Cullen, John</b>	<b>90-93</b>	<b>C-15/11</b>	<b>109</b>	<b>39</b>	<b>63</b>	<b>102</b>	<b>217</b>	<b>13</b>	<b>4</b>	<b>8</b>	<b>12</b>	<b>22</b>
Acquired in a March 1991 trade with Zarley Zalapski and Jeff Parker from Pittsburgh Penguins for Ron Francis, Ulf Samuelsson and Grant Jennings. Traded to Toronto Maple Leafs for a second-round draft pick in 1993 (later traded to San Jose, Vlastimil Kroupa), November 1992.												
<b>Cullen, Matt</b>	<b>05-06/07-10</b>	<b>C-8</b>	<b>266</b>	<b>72</b>	<b>109</b>	<b>181</b>	<b>118</b>	<b>43</b>	<b>7</b>	<b>17</b>	<b>24</b>	<b>26</b>
Signed as a free agent, August 2004. Signed by the New York Rangers as a free agent, July 2006. Acquired from the New York Rangers in exchange for defenseman Andrew Hutchinson, center Joe Barnes and Carolina's third-round draft pick in 2008, July 17, 2007. Traded to Ottawa in exchange for defenseman Alexandre Picard and Ottawa's 2010 second-round pick, February 12, 2010.												
<b>Cunniff, John</b>	<b>72-74</b>	<b>LW-17</b>	<b>63</b>	<b>10</b>	<b>10</b>	<b>20</b>	<b>30</b>	<b>18</b>	<b>2</b>	<b>2</b>	<b>4</b>	<b>2</b>
Selected in WHA Player Selection Draft (Rochester, AHL), February 1972. Released, May 1974.												
<b>Cunneyworth, Randy</b>	<b>89-94</b>	<b>LW-7</b>	<b>216</b>	<b>39</b>	<b>36</b>	<b>75</b>	<b>311</b>	<b>12</b>	<b>3</b>	<b>0</b>	<b>3</b>	<b>11</b>
Acquired from Winnipeg Jets for Paul MacDermid, December 1989. Traded with Gary Suter and third-round 1995 draft pick (Kevin McKay) to Chicago Blackhawks for Frantisek Kucera and Jocelyn Lemieux, March 1994.												
<b>Currie, Tony</b>	<b>83-85</b>	<b>RW-26</b>	<b>45</b>	<b>15</b>	<b>24</b>	<b>39</b>	<b>6</b>	—	—	—	—	—
Signed as a free agent after release by Vancouver Canucks, January 1984. Traded to Edmonton Oilers for "future considerations," December 1984.												
<b>Cyr, Paul</b>	<b>90-92</b>	<b>LW-18</b>	<b>87</b>	<b>12</b>	<b>16</b>	<b>28</b>	<b>126</b>	<b>6</b>	<b>1</b>	<b>0</b>	<b>1</b>	<b>10</b>
Signed as a free agent, October 1990. Released, June 1993.												
<b>-D-</b>												
<b>D'Alessio, Corrie</b>	<b>92-93</b>	<b>G-35</b>	<b>1</b>	<b>0</b>	<b>0</b>	<b>0</b>	<b>0</b>	—	—	—	—	—
Acquired from Vancouver Canucks with a 1993 fifth-round draft pick (later traded back to Vancouver in Murray Craven trade) for Kay Whitmore, October 1992. Released, June 1993.												
<b>Dalpe, Zac</b>	<b>10-13</b>	<b>F-22</b>	<b>41</b>	<b>5</b>	<b>5</b>	<b>10</b>	<b>4</b>	—	—	—	—	—
Selected in NHL Entry Draft (Penticton, BCHL), June 21, 2008. Traded to Vancouver along with Jeremy Welsh in exchange for Kellan Tochkin, September 29, 2013.												
<b>Danby, John (Jake)</b>	<b>72-76</b>	<b>C-12/24</b>	<b>150</b>	<b>16</b>	<b>25</b>	<b>41</b>	<b>16</b>	<b>19</b>	<b>1</b>	<b>1</b>	<b>2</b>	<b>0</b>
Selected in WHA Player Selection Draft (Boston University), February 1972. Released, May 1974.												
<b>Daniels, Jeff</b>	<b>95-97/99-03</b>	<b>LW-37/17/11/16</b>	<b>272</b>	<b>8</b>	<b>12</b>	<b>20</b>	<b>45</b>	<b>29</b>	<b>0</b>	<b>3</b>	<b>3</b>	<b>2</b>
Signed as a free agent on July 18, 1995. Claimed by the Nashville Predators in Expansion Draft, June 26, 1998. Signed as a free agent on August 31, 1999. , Retired November 2003.												
<b>Daniels, Scott</b>	<b>92-96</b>	<b>LW-48/17/15</b>	<b>66</b>	<b>3</b>	<b>6</b>	<b>9</b>	<b>328</b>	—	—	—	—	—
Selected in NHL Entry Draft (Regina, WHL), June 1989. Signed as a free agent with Philadelphia Flyers, June 1996.												
<b>Day, Joe</b>	<b>91-93</b>	<b>LW-41/15</b>	<b>48</b>	<b>1</b>	<b>10</b>	<b>11</b>	<b>47</b>	—	—	—	—	—
Selected in NHL Entry Draft, June 1987. Signed by New York Islanders as a free agent, August 1993.												
<b>Debol, Dave</b>	<b>79-81</b>	<b>C-15</b>	<b>92</b>	<b>26</b>	<b>26</b>	<b>52</b>	<b>4</b>	<b>3</b>	<b>0</b>	<b>0</b>	<b>0</b>	<b>0</b>
Selected in WHA Amateur Draft (Michigan, WCHA), May 1976. WHA rights traded to Edmonton Oilers to complete previous deal in which Hartford traded "future considerations," Dan Arndt and cash for Dave Keon, Jack Carlson, Steve Carlson, Dave Dryden and John McKenzie, June 1977. Claimed by Hartford in WHA Dispersal Draft (Cincinnati Stingers), June 1979. Released, June 1981.												
<b>DeFauw, Brad</b>	<b>03</b>	<b>LW-39</b>	<b>9</b>	<b>3</b>	<b>0</b>	<b>3</b>	<b>2</b>	—	—	—	—	—
Selected in NHL Entry Draft (North Dakota), June 20, 1997. Released, June 2004.												
<b>DesRochers, Patrick</b>	<b>03</b>	<b>G-30</b>	<b>2</b>	<b>0</b>	<b>0</b>	<b>0</b>	<b>0</b>	—	—	—	—	—
Acquired from the Phoenix Coyotes in exchange for Jean-Marc Pelletier, December 30, 2002. Released, June 2004.												
<b>Diduck, Gerald</b>	<b>95-97</b>	<b>C-44/4</b>	<b>136</b>	<b>2</b>	<b>19</b>	<b>21</b>	<b>128</b>	—	—	—	—	—
Signed as a free agent, August 1, 1995. Traded to Phoenix Coyotes for Chris Murray on March 18, 1997.												
<b>DiMaio, Rob</b>	<b>00-01</b>	<b>LW-19</b>	<b>74</b>	<b>6</b>	<b>18</b>	<b>24</b>	<b>54</b>	<b>6</b>	<b>0</b>	<b>0</b>	<b>0</b>	<b>4</b>
Acquired from NY Rangers along with Darren Langdon for Sandy McCarthy and a fourth round pick in 2001, August 4, 2000. Signed as a free agent with the Dallas Stars, July 1, 2001.												



	YEARS	POS.-NO.	REGULAR SEASON					PLAYOFFS				
			GP	G	A	TP	PIM	GP	G	A	TP	PIM
<b>Dineen, Kevin</b>	<b>84-91/95-99</b>	<b>RW-29/11</b>	<b>708</b>	<b>250</b>	<b>294</b>	<b>544</b>	<b>1439</b>	<b>44</b>	<b>17</b>	<b>14</b>	<b>31</b>	<b>109</b>
Selected in third-round (Denver University) of 1982 NHL Entry Draft. Traded to Philadelphia Flyers for Murray Craven and a fourth-round 1992 draft pick (Kevin Smyth), November 1991. Re-acquired from Philadelphia for a seventh-round draft pick in 1997, who was reacquired as part of the Paul Coffey trade (Andrew Merrick), December 28, 1995. Signed by the Ottawa Senators as a free agent on September 2, 1999.												
<b>Dingman, Chris</b>	<b>01-02</b>	<b>LW-19</b>	<b>30</b>	<b>0</b>	<b>1</b>	<b>1</b>	<b>77</b>	—	—	—	—	—
Acquired from Colorado Avalanche in exchange for a fifth round pick in 2001, June 24, 2001. Traded to Tampa Bay Lightning along with Shane Willis in exchange for Kevin Weekes, March 5, 2002.												
<b>Domenichelli, Hnat</b>	<b>96-97</b>	<b>LW-17</b>	<b>13</b>	<b>2</b>	<b>1</b>	<b>3</b>	<b>7</b>	—	—	—	—	—
Traded to Calgary Flames along with Glen Featherstone, a second-round 1997 draft pick (Dimitri Kokorev) and a third-round 1998 draft pick for Steve Chiasson and a third-round draft pick (Francis Lessard) in 1997.												
<b>Dorey, Jim</b>	<b>72-75</b>	<b>D-10</b>	<b>183</b>	<b>18</b>	<b>113</b>	<b>131</b>	<b>272</b>	<b>21</b>	<b>3</b>	<b>22</b>	<b>25</b>	<b>67</b>
WHA rights acquired from Ottawa Nationals, July 1972. Traded to Toronto Toros to complete earlier trade for Wayne Carleton, December 1974.												
<b>Douglas, Jordy</b>	<b>78-82</b>	<b>LW-11</b>	<b>213</b>	<b>62</b>	<b>50</b>	<b>112</b>	<b>127</b>	<b>10</b>	<b>4</b>	<b>0</b>	<b>4</b>	<b>23</b>
Selected in WHA Amateur Draft, June 1978. Selected by Toronto Maple Leafs in NHL Reclaim Draft, but remained with Hartford as a priority selection for the expansion draft, June 1979. Traded to Minnesota North Stars to complete earlier trade in which Mark Johnson and Kent Erik Andersson came to Hartford in exchange for a 1984 fifth-round draft choice and "future considerations" (Jordy Douglas), October 1982.												
<b>Druken, Harold</b>	<b>02-03</b>	<b>C-15</b>	<b>14</b>	<b>0</b>	<b>1</b>	<b>1</b>	<b>2</b>	—	—	—	—	—
Acquired along with Jan. Hlavac from the Vancouver Canucks in exchange for Marek Malik and Darren Langdon, November 1, 2002. Claimed on waivers by Toronto, December 11, 2002. Claimed on waivers from Toronto, January 17, 2003. Traded to the Toronto Maple Leafs for Allan Rourke, May 29, 2003.												
<b>Drury, Ted</b>	<b>93-95</b>	<b>C-17/13</b>	<b>50</b>	<b>4</b>	<b>11</b>	<b>15</b>	<b>31</b>	—	—	—	—	—
Acquired with Gary Suter and Paul Ranheim from Calgary Flames for Zarley Zalapski, James Patrick and Michael Nylander, March 1994. Claimed by Ottawa Senators from Hartford in Waiver Draft, October 1995.												
<b>Dunn, Richie</b>	<b>83-85</b>	<b>D-4</b>	<b>76</b>	<b>6</b>	<b>24</b>	<b>30</b>	<b>32</b>	—	—	—	—	—
Acquired from Calgary Flames with Joel Quenneville for Mickey Volcan, July 1983. Released, June 1985.												
<b>Dupont, Norm</b>	<b>83-84</b>	<b>LW-15</b>	<b>40</b>	<b>7</b>	<b>15</b>	<b>22</b>	<b>12</b>	—	—	—	—	—
Acquired from Winnipeg Jets for a 1984 fourth-round draft pick (Chris Mills), July 1983. Released, June 1984.												
<b>Dvorak, Radek</b>	<b>13-14</b>	<b>RW-18</b>	<b>60</b>	<b>4</b>	<b>5</b>	<b>9</b>	<b>41</b>	—	—	—	—	—
Signed as a free agent, Oct. 2, 2013. Released, July 2014.												
<b>Dwyer, Patrick</b>	<b>08-14</b>	<b>RW-39</b>	<b>345</b>	<b>37</b>	<b>44</b>	<b>81</b>	<b>67</b>	<b>2</b>	<b>0</b>	<b>1</b>	<b>1</b>	<b>0</b>
Signed as a free agent, July 7, 2006.												
<b>Dykstra, Steve</b>	<b>89-90</b>	<b>D-4</b>	<b>9</b>	<b>0</b>	<b>0</b>	<b>0</b>	<b>2</b>	—	—	—	—	—
Signed as a free agent, October 1989. Traded to Boston Bruins AHL affiliate, Maine Mariners, for Jeff Sirkka, February 1990.												
<b>—E—</b>												
<b>Earl, Tom</b>	<b>72-77</b>	<b>RW-27</b>	<b>347</b>	<b>40</b>	<b>56</b>	<b>96</b>	<b>116</b>	<b>46</b>	<b>3</b>	<b>11</b>	<b>14</b>	<b>28</b>
Selected in WHA Player Selection Draft (Kansas City Blues, CHL), February 1972. Rights traded to Cincinnati Stingers, June 1974. Re-acquired from Cincinnati, August 1974. Retired, April 1977.												
<b>Eaves, Patrick</b>	<b>08-09</b>	<b>RW-44</b>	<b>85</b>	<b>7</b>	<b>12</b>	<b>19</b>	<b>35</b>	<b>18</b>	<b>1</b>	<b>2</b>	<b>3</b>	<b>13</b>
Acquired from Ottawa along with defenseman Joe Corvo in exchange for defenseman Mike Commodore and left wing Cory Stillman, February 11, 2008. Traded to Boston along with a 2010 fourth-round pick in exchange for defenseman Aaron Ward, July 24, 2009.												
<b>Ellis, Dan</b>	<b>13</b>	<b>G-31</b>	<b>19</b>	<b>0</b>	<b>2</b>	<b>2</b>	<b>0</b>	—	—	—	—	—
Signed as a free agent, Jan. 13, 2013. Released, July 2013.												
<b>Emerson, Nelson</b>	<b>95-98</b>	<b>RW-16</b>	<b>263</b>	<b>67</b>	<b>95</b>	<b>162</b>	<b>198</b>	—	—	—	—	—
Acquired from Winnipeg Jets for Darren Turcotte, October 6, 1995. Traded to Chicago Blackhawks in exchange for Paul Coffey, December 29, 1998.												
<b>Evason, Dean</b>	<b>84-91</b>	<b>C-12</b>	<b>412</b>	<b>87</b>	<b>148</b>	<b>235</b>	<b>597</b>	<b>38</b>	<b>8</b>	<b>15</b>	<b>23</b>	<b>108</b>
Acquired from Washington Capitals with Peter Sidorkiewicz for David A. Jensen, March 1985. Traded to San Jose Sharks for Dan Kecmer, October 1991.												
<b>—F—</b>												
<b>Fast, Brad</b>	<b>04</b>	<b>D-47</b>	<b>1</b>	<b>1</b>	<b>0</b>	<b>1</b>	<b>0</b>	—	—	—	—	—
Selected in NHL Entry Draft (Prince George, BCJHL), June 26, 1999. Released, July 2005.												
<b>Faulk, Justin</b>	<b>11-14</b>	<b>D-27/28</b>	<b>180</b>	<b>18</b>	<b>51</b>	<b>69</b>	<b>81</b>	—	—	—	—	—
Selected in NHL Entry Draft (Minnesota-Duluth, WCHA), June 25, 2010.												
<b>Featherstone, Glen</b>	<b>94-97</b>	<b>D-36</b>	<b>122</b>	<b>5</b>	<b>16</b>	<b>21</b>	<b>257</b>	—	—	—	—	—
Acquired from the New York Rangers with Michael Stewart and a first-round draft choice in the 1995 NHL Entry Draft (Jean-Sebastien Giguere) and a fourth-round pick in the 1996 NHL Entry Draft (Steve Wasylo). Traded along with Hnat Domenichelli, a second-round draft pick, which was New Jersey's acquired in the Jocelyn Lemieux trade, in 1997 (Dimitri Kokorev), and a third-round draft pick (which was Vancouver's pick acquired in the Jeff Brown trade) in 1998 for Steve Chiasson and a third-round draft pick (Francis Lessard) in 1997.												
<b>Fenton, Paul</b>	<b>84-86</b>	<b>LW-11/29</b>	<b>34</b>	<b>7</b>	<b>5</b>	<b>12</b>	<b>10</b>	—	—	—	—	—
Signed as a free agent (Peoria Prancers, IHL), October 1983. Released, July 1986.												
<b>Ferraro, Ray</b>	<b>84-90</b>	<b>C-26</b>	<b>442</b>	<b>157</b>	<b>194</b>	<b>351</b>	<b>435</b>	<b>33</b>	<b>7</b>	<b>11</b>	<b>18</b>	<b>24</b>
Selected in NHL Entry Draft (Brandon, WHL), June 1982. Traded to the New York Islanders along with a 1992 fifth-round draft pick (Ryan Duthie) for Doug Crossman, February 1991.												
<b>Fichaud, Eric</b>	<b>99-00</b>	<b>G-1</b>	<b>9</b>	<b>0</b>	<b>0</b>	<b>0</b>	<b>2</b>	—	—	—	—	—
Acquired from the Nashville Predators for Carolina's 1999 fourth-round pick (Yevgeny Pavlov) and future considerations, June 26, 1999. Claimed off waivers by the Montreal Canadiens, February 11, 2000.												
<b>Fidler, Mike</b>	<b>80-82</b>	<b>LW-31/24/18</b>	<b>40</b>	<b>9</b>	<b>10</b>	<b>19</b>	<b>4</b>	—	—	—	—	—
Acquired from Minnesota North Stars for Gordie Roberts, December 1980. Released, December 1981.												
<b>Fitzpatrick, Mark</b>	<b>00-00</b>	<b>G-30</b>	<b>3</b>	<b>0</b>	<b>0</b>	<b>0</b>	<b>0</b>	—	—	—	—	—
Signed as a free agent, August 7, 1999.												
<b>Foti, Nick</b>	<b>74-76/79-81</b>	<b>LW-23</b>	<b>226</b>	<b>19</b>	<b>15</b>	<b>34</b>	<b>424</b>	<b>23</b>	<b>5</b>	<b>2</b>	<b>7</b>	<b>90</b>
Signed as a free agent from the Cape Cod Cubs (NAHL), June 1974. Signed with New York Rangers, June 1976. Selected by Hartford in NHL Expansion Draft, June 1979. Traded to New York Rangers for fifth-round 1981 draft pick (Bill Maguire), January 1981.												
<b>Fountain, Mike</b>	<b>97-98</b>	<b>G-30</b>	<b>3</b>	<b>0</b>	<b>0</b>	<b>0</b>	<b>2</b>	—	—	—	—	—
Signed as a free agent, August 14, 1997. Signed by Ottawa Senators as a free agent, July 31, 1999.												

# ALL-TIME ROSTER

	YEARS	POS.-NO.	REGULAR SEASON					PLAYOFFS				
			GP	G	A	TP	PIM	GP	G	A	TP	PIM
<b>Francis, Ron</b>	<b>81-91, 98-04</b>	<b>C-4/10/21</b>	<b>1,186</b>	<b>382</b>	<b>793</b>	<b>1,175</b>	<b>686</b>	<b>62</b>	<b>14</b>	<b>25</b>	<b>39</b>	<b>26</b>
Selected in NHL Entry Draft (Sault St. Marie, OHL), June 1981. Traded to Pittsburgh Penguins along with Ulf Samuelsson and Grant Jennings for Zarley Zalapski, John Cullen and Jeff Parker, March 1991. Signed as a free agent, July 13, 1998. Traded to the Toronto Maple Leafs for a fourth-round pick in the 2005 NHL Entry Draft, March 9, 2004.												
<b>French, John</b>	<b>72-75</b>	<b>C/LW-11</b>	<b>226</b>	<b>60</b>	<b>124</b>	<b>184</b>	<b>102</b>	<b>26</b>	<b>8</b>	<b>15</b>	<b>23</b>	<b>4</b>
Signed as a free agent from California Golden Seals organization (Baltimore Clippers), February 1972. Traded to San Diego Mariners for second-round 1976 draft pick, October 1975.												
<b>Fridgen, Dan</b>	<b>81-83</b>	<b>LW-32/15/34</b>	<b>13</b>	<b>2</b>	<b>3</b>	<b>5</b>	<b>2</b>	—	—	—	—	—
Signed as free agent (Colgate, ECAC), April 1982. Released, June 1984.												
<b>Fusco, Mark</b>	<b>83-85</b>	<b>D-33</b>	<b>80</b>	<b>3</b>	<b>12</b>	<b>15</b>	<b>42</b>	—	—	—	—	—
Signed as free agent, March 1985. Retired, October 1985.												
<b>—G—</b>												
<b>Galarneau, Michel</b>	<b>80-83</b>	<b>C-16/15/14</b>	<b>78</b>	<b>7</b>	<b>10</b>	<b>17</b>	<b>34</b>	—	—	—	—	—
Selected as underage junior in NHL Entry Draft (Hull, QMJHL), June 1982. Released, June 1984.												
<b>Gardner, Bill</b>	<b>86-87</b>	<b>C-14</b>	<b>26</b>	<b>1</b>	<b>9</b>	<b>10</b>	<b>4</b>	—	—	—	—	—
Acquired from Chicago Blackhawks for a third-round 1987 draft pick (Mike Dagenais), February 1986. Released, June 1987.												
<b>Garrett, John</b>	<b>78-82</b>	<b>G-35</b>	<b>163</b>	<b>0</b>	<b>4</b>	<b>4</b>	<b>22</b>	<b>9</b>	<b>0</b>	<b>0</b>	<b>0</b>	<b>0</b>
Acquired from Birmingham Bulls for “future considerations” September 1978. Traded to Quebec Nordiques for Michel Plasse and a 1983 fourth-round draft choice (Ron Chyzowski), December 1982.												
<b>Gateman, John Martin</b>	<b>75-76</b>	<b>D-26</b>	<b>12</b>	<b>0</b>	<b>1</b>	<b>1</b>	<b>6</b>	—	—	—	—	—
Signed as free agent (Providence Reds, AHL), September 1975. Released, June 1976.												
<b>Gaume, Dallas</b>	<b>88-89</b>	<b>C-37</b>	<b>4</b>	<b>1</b>	<b>1</b>	<b>2</b>	<b>0</b>	—	—	—	—	—
Signed as a free agent (Denver, WCHA), July 1986. Released, June 1990.												
<b>Gavin, Stewart</b>	<b>85-88</b>	<b>RW-7</b>	<b>211</b>	<b>57</b>	<b>61</b>	<b>118</b>	<b>138</b>	<b>22</b>	<b>8</b>	<b>7</b>	<b>15</b>	<b>27</b>
Acquired from Toronto Maple Leafs for Chris Kotsopoulos, October 1985. Claimed by Minnesota North Stars in 1988 NHL Waiver Draft.												
<b>Gelinas, Martin</b>	<b>97-02</b>	<b>LW-23</b>	<b>348</b>	<b>75</b>	<b>90</b>	<b>165</b>	<b>226</b>	<b>35</b>	<b>3</b>	<b>8</b>	<b>11</b>	<b>18</b>
Acquired from Vancouver Canucks along with Kirk McLean for Sean Burke, Geoff Sanderson, and Enrico Ciccone, January 3, 1998. Signed by Calgary Flames as free agent, July 2, 2002.												
<b>Gerbe, Nathan</b>	<b>13-14</b>	<b>LW-14</b>	<b>81</b>	<b>16</b>	<b>15</b>	<b>31</b>	<b>36</b>	—	—	—	—	—
Signed as a free agent, July 26, 2013.												
<b>Gerber, Martin</b>	<b>05-06</b>	<b>G-29</b>	<b>60</b>	<b>0</b>	<b>2</b>	<b>2</b>	<b>4</b>	<b>6</b>	<b>0</b>	<b>0</b>	<b>0</b>	<b>4</b>
Acquired from the Mighty Ducks of Anaheim for Tomas Malec and a 2004 third-round draft pick (Kyle Klubertanz), June 18, 2004. Signed by the Ottawa Senators as a free agent, July 2006.												
<b>Giguere, Jean-Sebastien</b>	<b>96-97</b>	<b>G-47</b>	<b>8</b>	<b>0</b>	<b>0</b>	<b>0</b>	<b>0</b>	—	—	—	—	—
Selected in 1996 NHL Entry Draft (Halifax, QMJHL) in first round (13th overall). Traded to Calgary Flames along with Andrew Cassels for Gary Roberts and Trevor Kidd, August 25, 1997.												
<b>Gilhen, Randy</b>	<b>82-83</b>	<b>RW-34</b>	<b>2</b>	<b>0</b>	<b>1</b>	<b>1</b>	<b>0</b>	—	—	—	—	—
Selected in NHL Entry Draft (Winnipeg, WHL), June 1982. Released, June 1985.												
<b>Gillen, Don</b>	<b>81-82</b>	<b>RW-18</b>	<b>34</b>	<b>1</b>	<b>4</b>	<b>5</b>	<b>22</b>	—	—	—	—	—
Acquired from Philadelphia Flyers with Blake Wesley, Rick MacLeish and first-, second- and third-round 1982 draft picks (Paul Lawless, Mark Paterson, Kevin Dineen) for Ray Allison, Fred Arthur and Hartford's first- and third-round picks in the 1982 draft (Ron Sutter, Miroslav Dvorak), July 1981. Released, July 1984.												
<b>Gillis, Paul</b>	<b>91-93</b>	<b>C-44/23</b>	<b>33</b>	<b>1</b>	<b>3</b>	<b>4</b>	<b>88</b>	<b>5</b>	<b>0</b>	<b>1</b>	<b>1</b>	<b>0</b>
Acquired from Chicago Blackhawks for “future considerations,” January 1992. Retired, June 1993 to become assistant coach.												
<b>Giroux, Larry</b>	<b>79-80</b>	<b>D-32</b>	<b>47</b>	<b>2</b>	<b>5</b>	<b>7</b>	<b>44</b>	<b>3</b>	<b>0</b>	<b>0</b>	<b>0</b>	<b>2</b>
Signed as free agent after release by St. Louis Blues, December 1979. Released, September 1980.												
<b>Gleason, Tim</b>	<b>06-13</b>	<b>D-6/8/42</b>	<b>491</b>	<b>13</b>	<b>87</b>	<b>100</b>	<b>493</b>	<b>18</b>	<b>1</b>	<b>4</b>	<b>5</b>	<b>32</b>
Acquired from the Los Angeles Kings along with Eric Belanger in exchange for defenseman Oleg Tverdokovsky and the rights to defenseman Jack Johnson, September 29, 2006. Traded to the Toronto Maple Leafs in exchange for defenseman John-Michael Liles and the rights to defenseman Dennis Robertson, Jan. 1, 2014. Signed as a free agent, July 3, 2014.												
<b>Glynn, Brian</b>	<b>94-97</b>	<b>D-3/7</b>	<b>98</b>	<b>2</b>	<b>10</b>	<b>12</b>	<b>78</b>	—	—	—	—	—
Selected in 1994-95 NHL Waiver Draft from Vancouver Canucks. Traded with Brendan Shanahan to Detroit Red Wings for Keith Primeau, Paul Coffey and a 1997 first-round draft pick (Nikos Tselios) on October 9, 1996.												
<b>Godnyuk, Alexander</b>	<b>93-97</b>	<b>D-5</b>	<b>115</b>	<b>4</b>	<b>15</b>	<b>19</b>	<b>91</b>	—	—	—	—	—
Acquired from Florida Panthers in trade for Jim McKenzie, December 1993. Traded along with a 1998 sixth-round draft pick to St. Louis Blues for Steve Leach, June 27, 1997.												
<b>Goertzen, Steven</b>	<b>10</b>	<b>RW-23</b>	<b>6</b>	<b>0</b>	<b>0</b>	<b>0</b>	<b>5</b>	—	—	—	—	—
Signed as a free agent, July 8, 2009.												
<b>Gosselin, Mario</b>	<b>92-94</b>	<b>G-31</b>	<b>23</b>	<b>0</b>	<b>1</b>	<b>1</b>	<b>2</b>	—	—	—	—	—
Signed as a free agent, September 1991. Retired, September 1994.												
<b>Gove, David</b>	<b>06-06</b>	<b>C-34</b>	<b>2</b>	<b>0</b>	<b>1</b>	<b>1</b>	<b>0</b>	—	—	—	—	—
Signed as a free agent, August 4, 2005. Traded to Pittsburgh in exchange for Joe Jensen, January 31, 2008.												
<b>Govedaris, Chris</b>	<b>89-93</b>	<b>LW-14</b>	<b>33</b>	<b>2</b>	<b>4</b>	<b>6</b>	<b>10</b>	—	—	—	—	—
Selected in NHL Entry Draft (Toronto, OHL), June 1988. Released, June 1993.												
<b>Gragnani, Marc-Andre</b>	<b>13</b>	<b>D-5</b>	<b>1</b>	<b>0</b>	<b>0</b>	<b>0</b>	<b>0</b>	<b>2</b>	<b>0</b>	<b>0</b>	<b>0</b>	<b>0</b>
Signed as a free agent, July 11, 2012. Released, July 2013.												
<b>Grahame, John</b>	<b>06-08</b>	<b>G-47</b>	<b>45</b>	<b>0</b>	<b>4</b>	<b>4</b>	<b>6</b>	—	—	—	—	—
Signed as a free agent, July 1, 2006. Signed as a free agent with Avangard Omsk (Russia), summer 2008.												
<b>Green, Ted</b>	<b>72-75</b>	<b>D-6</b>	<b>210</b>	<b>29</b>	<b>70</b>	<b>99</b>	<b>118</b>	<b>22</b>	<b>1</b>	<b>6</b>	<b>10</b>	<b>29</b>
Rights acquired from Winnipeg Jets, May 1972. Traded to Winnipeg, May 1975, for “future considerations.”												
<b>Greig, Mark</b>	<b>90-94</b>	<b>RW-8/17</b>	<b>74</b>	<b>5</b>	<b>17</b>	<b>22</b>	<b>64</b>	—	—	—	—	—
Selected in NHL Entry Draft, June 1990 (Lethbridge, WHL). Traded with a sixth-round 1995 draft pick (Doug Bonner) to Toronto Maple Leafs for Ted Crowley, January 1994.												
<b>Grimson, Stu</b>	<b>97-98</b>	<b>LW-32</b>	<b>157</b>	<b>5</b>	<b>6</b>	<b>11</b>	<b>422</b>	—	—	—	—	—
Acquired off waivers from Detroit Red Wings on October 12, 1996. Traded to Mighty Ducks of Anaheim along with Kevin Haller in exchange for David Karpas and a fourth-round pick in 2000, August 11, 1998.												

	YEARS	POS.-NO.	REGULAR SEASON					PLAYOFFS				
			GP	G	A	TP	PIM	GP	G	A	TP	PIM
<b>-H-</b>												
<b>Hainsey, Ron</b>	<b>13-14</b>	<b>D-65</b>	<b>82</b>	<b>4</b>	<b>11</b>	<b>15</b>	<b>45</b>	—	—	—	—	—
Signed as a free agent, Sept. 12, 2013.												
<b>Halko, Steve</b>	<b>97-01, 02-03</b>	<b>D-14/28</b>	<b>155</b>	<b>0</b>	<b>15</b>	<b>15</b>	<b>71</b>	<b>4</b>	<b>0</b>	<b>0</b>	<b>0</b>	<b>2</b>
Selected in 10th round of 1992 NHL Entry Draft. Traded to St. Louis Blues along with a fourth-round pick in the 2002 NHL Entry Draft in exchange for Sean Hill, December 5, 2001. Signed as a free agent, August 5, 2002. Retired, July 2003.												
<b>Hall, Adam</b>	<b>13</b>	<b>RW-18</b>	<b>6</b>	<b>0</b>	<b>0</b>	<b>0</b>	<b>0</b>	—	—	—	—	—
Claimed on waivers from Tampa Bay, March 16, 2013. Traded to Tampa Bay along with a 2013 seventh-round pick (186th overall - Joel Vermin) in exchange for defenseman Marc-Andre Bergeron.												
<b>Haller, Kevin</b>	<b>96-98</b>	<b>D-14/5</b>	<b>100</b>	<b>5</b>	<b>11</b>	<b>16</b>	<b>142</b>	—	—	—	—	—
Acquired along with a 1997 first-round draft pick (pick traded to San Jose for the 28th overall pick [Brad Defauw] and San Jose's third choice in 1998) and 1997 seventh-round draft pick (a reacquired Hartford pick [Andrew Merrick]) from Philadelphia Flyers for Paul Coffey on December 15, 1996. Traded to Mighty Ducks of Anaheim along with Stu Grimson in exchange for David Karpa and a fourth-round pick in 2000, August 11, 1998.												
<b>Hamilton, Jeff</b>	<b>07-08</b>	<b>C-51</b>	<b>58</b>	<b>9</b>	<b>15</b>	<b>24</b>	<b>10</b>	—	—	—	—	—
Signed as a free agent (Chicago), July 1, 2007. Released (buyout), June 25, 2008.												
<b>Hangsleben, Alan</b>	<b>74-80</b>	<b>D/LW-17/10</b>	<b>371</b>	<b>39</b>	<b>89</b>	<b>128</b>	<b>506</b>	<b>47</b>	<b>4</b>	<b>12</b>	<b>16</b>	<b>97</b>
Selected in the WHA Amateur Draft (North Dakota, WCHA), May 1974. Traded to Washington Capitals for Tom Rowe, January 1980.												
<b>Hanson, Dave</b>	<b>76-77</b>	<b>D-24</b>	<b>1</b>	<b>0</b>	<b>0</b>	<b>0</b>	<b>9</b>	<b>1</b>	<b>0</b>	<b>0</b>	<b>0</b>	<b>0</b>
Signed as free agent (Johnstown, NAHL), March 1977. Released, June 1977.												
<b>Harkins, Todd</b>	<b>93-94</b>	<b>RW-15</b>	<b>28</b>	<b>1</b>	<b>0</b>	<b>1</b>	<b>49</b>	—	—	—	—	—
Acquired from Calgary Flames for Scott Morrow, January 1994. Released, June 1994.												
<b>Harris, Hugh</b>	<b>73-74</b>	<b>LW-16</b>	<b>75</b>	<b>24</b>	<b>28</b>	<b>52</b>	<b>78</b>	<b>7</b>	<b>0</b>	<b>4</b>	<b>4</b>	<b>11</b>
Signed after leaving the Buffalo Sabres, July 1973. Sold to Phoenix Roadrunners, August 1974.												
<b>Harrison, Jay</b>	<b>09-14</b>	<b>D-44</b>	<b>297</b>	<b>20</b>	<b>44</b>	<b>64</b>	<b>277</b>	—	—	—	—	—
Signed as a free agent, July 9, 2009.												
<b>Hatcher, Kevin</b>	<b>00-01</b>	<b>D-4</b>	<b>57</b>	<b>4</b>	<b>14</b>	<b>18</b>	<b>38</b>	<b>6</b>	<b>0</b>	<b>0</b>	<b>0</b>	<b>6</b>
Signed as a free agent, July 31, 2000. Retired, summer 2001.												
<b>Hedican, Bret</b>	<b>02-08</b>	<b>D-6</b>	<b>369</b>	<b>19</b>	<b>82</b>	<b>101</b>	<b>313</b>	<b>48</b>	<b>3</b>	<b>13</b>	<b>16</b>	<b>62</b>
Acquired from the Florida Panthers along with Kevyn Adams and Tomas Malec in exchange for Sandis Ozolinsh and Byron Ritchie, January 16, 2002. Contract expired July 1, 2008. Signed as a free agent with Anaheim, October 23, 2008.												
<b>Heerema, Jeff</b>	<b>03</b>	<b>RW-42</b>	<b>10</b>	<b>3</b>	<b>0</b>	<b>3</b>	<b>2</b>	—	—	—	—	—
Selected in the NHL Entry Draft (Sarnia), June 27, 1998. Claimed off of waivers by the New York Rangers, September 30, 2003.												
<b>Helminen, Dwight</b>	<b>08-09</b>	<b>C-63</b>	<b>23</b>	<b>1</b>	<b>1</b>	<b>2</b>	<b>0</b>	<b>1</b>	<b>0</b>	<b>0</b>	<b>0</b>	<b>0</b>
Signed as a free agent, July 3, 2008. Released, July 2009.												
<b>Henderson, Archie</b>	<b>82-83</b>	<b>RW-29</b>	<b>15</b>	<b>2</b>	<b>1</b>	<b>3</b>	<b>64</b>	—	—	—	—	—
Signed as a free agent after release by Washington Capitals, September 1982. Released, March 1983.												
<b>Hess, Bob</b>	<b>83-84</b>	<b>D-40</b>	<b>3</b>	<b>0</b>	<b>0</b>	<b>0</b>	<b>0</b>	—	—	—	—	—
Signed as a free agent (Swiss Elite League), December 1984. Released, July 1984.												
<b>Hill, Brian</b>	<b>79-80</b>	<b>RW-27</b>	<b>19</b>	<b>1</b>	<b>1</b>	<b>2</b>	<b>4</b>	—	—	—	—	—
Selected in NHL Expansion Draft from Atlanta Flames, June 1979. Released, June 1980.												
<b>Hill, Sean</b>	<b>97-00/01-04</b>	<b>D-22</b>	<b>369</b>	<b>38</b>	<b>119</b>	<b>157</b>	<b>441</b>	<b>23</b>	<b>4</b>	<b>4</b>	<b>8</b>	<b>20</b>
Acquired from Ottawa Senators for Chris Murray, November 18, 1997. Signed by the St. Louis Blues as a free agent, July 2, 2000. Acquired from St. Louis in exchange for Steve Halko and a fourth round pick in the 2002 Entry Draft, December 5, 2001. Signed by Florida Panthers as a free agent, July 2004.												
<b>Hlavac, Jan</b>	<b>02-03</b>	<b>LW-20</b>	<b>52</b>	<b>9</b>	<b>15</b>	<b>24</b>	<b>22</b>	—	—	—	—	—
Acquired along with Harold Druken from Vancouver Canucks in exchange for Marek Malik and Darren Langdon, November 1, 2002. Signed with NY Rangers as a free agent, August 2003.												
<b>Hodgson, Rick</b>	<b>79-80</b>	<b>D-32/33</b>	<b>6</b>	<b>0</b>	<b>0</b>	<b>0</b>	<b>6</b>	<b>1</b>	<b>0</b>	<b>0</b>	<b>0</b>	<b>0</b>
Selected in NHL Expansion Draft from Atlanta Flames, June 1979. Released, June 1980.												
<b>Hoffman, Mike</b>	<b>82-83/84-86</b>	<b>LW-40/22/20</b>	<b>9</b>	<b>1</b>	<b>3</b>	<b>4</b>	<b>2</b>	—	—	—	—	—
Selected in NHL Entry Draft (Branford, OHL), June 1981. Released, June 1987.												
<b>Hoganson, Paul</b>	<b>75-76</b>	<b>G-29</b>	<b>4</b>	<b>0</b>	<b>0</b>	<b>0</b>	<b>0</b>	—	—	—	—	—
Signed as a free agent from disbanded Baltimore Blades, August 1975. Released, December 1975.												
<b>Holden, Josh</b>	<b>01-01</b>	<b>C-21</b>	<b>8</b>	<b>0</b>	<b>0</b>	<b>0</b>	<b>2</b>	—	—	—	—	—
Selected in the waiver draft from the Vancouver Canucks, September 28, 2001. Claimed off waivers by Vancouver, October 25, 2001.												
<b>Holik, Bobby</b>	<b>90-92</b>	<b>LW-24</b>	<b>154</b>	<b>42</b>	<b>46</b>	<b>88</b>	<b>157</b>	<b>13</b>	<b>0</b>	<b>1</b>	<b>1</b>	<b>13</b>
Selected in NHL Entry Draft, June 1989 (Dukla Jihlava, Czech.). Traded with a second-round 1993 draft pick (Jay Pandolfo) to New Jersey Devils for Sean Burke and Eric Weinrich, August 1992.												
<b>Holland, Ken</b>	<b>80-81</b>	<b>G-30</b>	<b>1</b>	<b>0</b>	<b>0</b>	<b>0</b>	<b>0</b>	—	—	—	—	—
Signed as a free agent (Binghamton, AHL), September 1979. Released, June 1983.												
<b>Hospodar, Ed</b>	<b>82-84</b>	<b>D/RW-23</b>	<b>131</b>	<b>1</b>	<b>18</b>	<b>19</b>	<b>362</b>	—	—	—	—	—
Acquired from New York Rangers for Kent Erik Anderson, October 1982. Released, July 1984.												
<b>Houda, Doug</b>	<b>90-94</b>	<b>D-27</b>	<b>142</b>	<b>6</b>	<b>14</b>	<b>20</b>	<b>356</b>	<b>12</b>	<b>0</b>	<b>2</b>	<b>2</b>	<b>21</b>
Acquired in a trade from Detroit Red Wings for Doug Crossman, February 1991. Traded to Los Angeles Kings for Marc Potvin, November 1993.												
<b>Howatt, Garry</b>	<b>81-82</b>	<b>LW-15/8</b>	<b>80</b>	<b>18</b>	<b>32</b>	<b>50</b>	<b>242</b>	—	—	—	—	—
Acquired from New York Islanders for a 1983 fifth-round pick (Bob Caulfield), October 1981. Traded to New Jersey Devils with Rick Meagher for Merlin Malinowski and the NHL rights to Scott Fusco, October 1982.												
<b>Howe, Gordie</b>	<b>77-80</b>	<b>C/RW-9</b>	<b>214</b>	<b>68</b>	<b>112</b>	<b>180</b>	<b>178</b>	<b>27</b>	<b>9</b>	<b>7</b>	<b>16</b>	<b>21</b>
Signed as a free agent (Houston Aeros), June 1977. Retired, June 1980.												
<b>Howe, Mark</b>	<b>77-82</b>	<b>LW/D-5</b>	<b>360</b>	<b>123</b>	<b>273</b>	<b>396</b>	<b>158</b>	<b>23</b>	<b>13</b>	<b>11</b>	<b>24</b>	<b>26</b>
Signed as a free agent (Houston Aeros), June 1977. Selected by Boston Bruins in NHL Reclaim Draft but retained by Hartford as a priority selection for expansion draft. Traded to Philadelphia Flyers for Ken Linseman, Greg Adams and a first-round 1983 draft choice (David A. Jensen), August 1982.												
<b>Howe, Marty</b>	<b>77-82/83-85</b>	<b>D/LW-18/27</b>	<b>260</b>	<b>20</b>	<b>43</b>	<b>63</b>	<b>167</b>	<b>26</b>	<b>2</b>	<b>3</b>	<b>5</b>	<b>21</b>
Signed as a free agent (Houston Aeros), June 1977. Conditionally traded to Boston Bruins for "future considerations," September 1982. Returned to Hartford from Boston to complete earlier transaction. Retired, September 1985.												
<b>Hughes, Pat</b>	<b>86-87</b>	<b>RW-24</b>	<b>2</b>	<b>0</b>	<b>0</b>	<b>0</b>	<b>2</b>	<b>3</b>	<b>0</b>	<b>0</b>	<b>0</b>	<b>0</b>
Acquired from St. Louis Blues for a 10th-round draft choice (Andy Cesarski), March 1987. Released, July 1987.												

# ALL-TIME ROSTER

	YEARS	POS.-NO.	REGULAR SEASON					PLAYOFFS				
			GP	G	A	TP	PIM	GP	G	A	TP	PIM
<b>Hull, Bobby</b>	<b>79-80</b>	<b>LW-16</b>	<b>9</b>	<b>5</b>	<b>5</b>	<b>7</b>	<b>0</b>	<b>3</b>	<b>0</b>	<b>0</b>	<b>0</b>	<b>0</b>
Acquired from Winnipeg Jets for "future considerations," February 1980. Retired after reaching contract impasse with Hartford, September 1980.												
<b>Hull, Jody</b>	<b>88-89</b>	<b>RW-8</b>	<b>92</b>	<b>23</b>	<b>28</b>	<b>51</b>	<b>31</b>	<b>6</b>	<b>0</b>	<b>1</b>	<b>1</b>	<b>4</b>
Selected in the NHL Entry Draft (Peterborough, OHL), June 1987. Traded to New York Rangers for Carey Wilson, July 1990.												
<b>Hunter, Mark</b>	<b>90-92</b>	<b>R-26</b>	<b>74</b>	<b>14</b>	<b>13</b>	<b>27</b>	<b>199</b>	<b>10</b>	<b>5</b>	<b>1</b>	<b>6</b>	<b>23</b>
Acquired in March 1991 trade from Calgary for Carey Wilson. Traded with "future considerations" (Yvon Corriveau) to Washington for Nick Kypreos, June 1992.												
<b>Hurley, Paul</b>	<b>72-76</b>	<b>D-5</b>	<b>251</b>	<b>9</b>	<b>66</b>	<b>75</b>	<b>135</b>	<b>21</b>	<b>0</b>	<b>8</b>	<b>8</b>	<b>18</b>
Chosen in WHA Player Selection Draft (Boston), February 1972. Traded to Edmonton with "future considerations" for Kerry Ketter and Steve Carlyle, February 1976.												
<b>Hutchinson, Andrew</b>	<b>05-07</b>	<b>D-28/24</b>	<b>77</b>	<b>6</b>	<b>19</b>	<b>25</b>	<b>48</b>	—	—	—	—	—
Acquired from Nashville for Phoenix's third-round selection (78th overall - Teemu Laaksa) in 2005, June 29, 2005. Traded to the New York Rangers along with center Joe Barnes and a third-round draft pick in 2008 for Matt Cullen, July 17, 2007.												
<b>Hyndman, Mike</b>	<b>72-73</b>	<b>RW-21</b>	<b>59</b>	<b>4</b>	<b>14</b>	<b>18</b>	<b>21</b>	—	—	—	—	—
Chosen in WHA Player Selection Draft (California), February 1972. Traded to Los Angeles Sharks for Mike Byers, February 1973.												
<b>Hynes, Dave</b>	<b>76-77</b>	<b>LW-11</b>	<b>22</b>	<b>5</b>	<b>4</b>	<b>9</b>	<b>4</b>	—	—	—	—	—
Signed as a free agent after release by Boston Bruins, August 1976. Released, June 1977.												
<b>-I-</b>												
<b>Inkpen, Dave</b>	<b>78-79</b>	<b>D-26</b>	<b>41</b>	<b>0</b>	<b>7</b>	<b>7</b>	<b>15</b>	<b>5</b>	<b>0</b>	<b>1</b>	<b>1</b>	<b>4</b>
Purchased from Indianapolis Racers, December 1978. Released, July 1980.												
<b>Irbe, Arturs</b>	<b>98-04</b>	<b>G-1</b>	<b>309</b>	<b>0</b>	<b>4</b>	<b>4</b>	<b>46</b>	<b>30</b>	<b>0</b>	<b>0</b>	<b>0</b>	<b>4</b>
Signed as a free agent, September 10, 1998. Traded to the Columbus Blue Jackets for future considerations, June 2004.												
<b>-J-</b>												
<b>Jablonski, Pat</b>	<b>97-98</b>	<b>G-35/39</b>	<b>5</b>	<b>0</b>	<b>0</b>	<b>0</b>	—	—	—	—	—	—
Signed as free agent, August 11, 1997.												
<b>Janssens, Mark</b>	<b>92-97</b>	<b>C-22</b>	<b>341</b>	<b>20</b>	<b>43</b>	<b>63</b>	<b>712</b>	—	—	—	—	—
Acquired from Minnesota North Stars for James Black, September 1992. Traded to Mighty Ducks of Anaheim for Bates Battaglia and a fourth-round draft pick in 1998 (Josef Vasicek).												
<b>Jarvis, Doug</b>	<b>85-88</b>	<b>C-27</b>	<b>139</b>	<b>17</b>	<b>29</b>	<b>46</b>	<b>40</b>	<b>16</b>	<b>0</b>	<b>3</b>	<b>3</b>	<b>8</b>
Acquired from Washington Capitals for Jorgen Pettersson, December 1985. Named assistant coach/player for Binghamton (AHL), December 1987. Contract bought out, May 1988.												
<b>Jennings, Grant</b>	<b>88-91</b>	<b>D-25</b>	<b>163</b>	<b>7</b>	<b>20</b>	<b>27</b>	<b>412</b>	<b>11</b>	<b>1</b>	<b>0</b>	<b>1</b>	<b>34</b>
Acquired from Washington Capitals with Ed Kastelic for Neil Sheehy and Mike Millar, July 1988. Traded to Pittsburgh Penguins along with Ron Francis and Ulf Samuelsson for John Cullen, Zarley Zalapski and Jeff Parker, March 1991.												
<b>Jensen, David A.</b>	<b>84-85</b>	<b>LW-7</b>	<b>13</b>	<b>0</b>	<b>4</b>	<b>4</b>	<b>6</b>	—	—	—	—	—
Selected in NHL Entry Draft (Lawrence Academy, Mass. H.S.), June 1983. Traded to Washington for Dean Evason and Peter Sidorkiewicz, March 1985.												
<b>Jensen, Joe</b>	<b>08</b>	<b>C-34</b>	<b>6</b>	<b>1</b>	<b>0</b>	<b>1</b>	<b>2</b>	—	—	—	—	—
Acquired from Pittsburgh in exchange for forward David Gove, January 31, 2008. Released, July 2009.												
<b>Johnson, Mark</b>	<b>82-85</b>	<b>C/LW-12</b>	<b>201</b>	<b>85</b>	<b>118</b>	<b>203</b>	<b>76</b>	—	—	—	—	—
Acquired from the Minnesota North Stars with Kent Erik Andersson for a 1984 fifth-round draft choice (Jim Poner) and "future considerations" (Jordy Douglas), in October 1984. Traded to St. Louis Blues with Greg Millen for Mike Liut and "future considerations" (Jorgen Pettersson), in February 1985.												
<b>Johnston, Bernie</b>	<b>79-81</b>	<b>C/LW-24</b>	<b>57</b>	<b>12</b>	<b>24</b>	<b>36</b>	<b>16</b>	<b>3</b>	<b>0</b>	<b>1</b>	<b>1</b>	<b>0</b>
Selected in NHL Expansion Draft (Philadelphia), June 1979. Released, September 1981.												
<b>Jokinen, Jussi</b>	<b>09-13</b>	<b>C/LW-36</b>	<b>288</b>	<b>68</b>	<b>117</b>	<b>185</b>	<b>144</b>	<b>18</b>	<b>7</b>	<b>4</b>	<b>11</b>	<b>2</b>
Acquired from Tampa Bay in exchange for Wade Brookbank, Josef Melichar and a 2009 fourth-round pick, February 7, 2009. Traded to Pittsburgh in exchange for a conditional 2013 sixth- or seventh-round draft pick (conditions not met), April 3, 2013.												
<b>Jordan, Michal</b>	<b>13</b>	<b>D-47</b>	<b>5</b>	<b>0</b>	<b>0</b>	<b>0</b>	<b>2</b>	—	—	—	—	—
Selected in the NHL Entry Draft (Plymouth, OHL), June 21, 2008.												
<b>Jordan, Ric</b>	<b>72-74</b>	<b>D-20/23</b>	<b>34</b>	<b>0</b>	<b>3</b>	<b>3</b>	<b>14</b>	<b>7</b>	<b>0</b>	<b>0</b>	<b>0</b>	<b>0</b>
Chosen in WHA Player Selection Draft (Boston University), May 1972. Traded to Quebec Nordiques for Guy Dufour, May 1974.												
<b>Joslin, Derek</b>	<b>11-12</b>	<b>D-27/33</b>	<b>61</b>	<b>3</b>	<b>6</b>	<b>9</b>	<b>37</b>	—	—	—	—	—
Acquired from the San Jose Sharks in exchange for future considerations, February 18, 2011. Released, July 2012.												
<b>-K-</b>												
<b>Kaberle, Frantisek</b>	<b>05-09</b>	<b>D-5</b>	<b>214</b>	<b>9</b>	<b>73</b>	<b>82</b>	<b>104</b>	<b>32</b>	<b>4</b>	<b>10</b>	<b>14</b>	<b>10</b>
Signed as a free agent by Carolina, July 15, 2004. Bought out of remaining year of his contract, July 28, 2009.												
<b>Kaberle, Tomas</b>	<b>11</b>	<b>D-51</b>	<b>29</b>	<b>0</b>	<b>9</b>	<b>9</b>	<b>2</b>	—	—	—	—	—
Signed as a free agent by Carolina, July 5, 2011. Traded to Montreal Canadiens for Jaroslav Spacek, December 9, 2011.												
<b>Kapanen, Sami</b>	<b>95-03</b>	<b>LW-24</b>	<b>520</b>	<b>145</b>	<b>203</b>	<b>348</b>	<b>105</b>	<b>34</b>	<b>4</b>	<b>12</b>	<b>16</b>	<b>6</b>
Selected in fourth-round of 1995 NHL Entry Draft (87th overall). Traded along with Ryan Bast to the Philadelphia Flyers in exchange for Pavel Brendl and Bruno St. Jacques, February 7, 2003.												
<b>Karlander, Al</b>	<b>73-75</b>	<b>C/LW-14</b>	<b>125</b>	<b>27</b>	<b>55</b>	<b>82</b>	<b>48</b>	<b>12</b>	<b>1</b>	<b>6</b>	<b>7</b>	<b>2</b>
Signed as a free agent (Detroit), June 1973. Selected by Indianapolis Racers in WHA Expansion Draft, June 1975.												
<b>Karpa, Dave</b>	<b>98-01</b>	<b>D-33</b>	<b>140</b>	<b>5</b>	<b>12</b>	<b>17</b>	<b>266</b>	<b>8</b>	<b>0</b>	<b>0</b>	<b>0</b>	<b>19</b>
Acquired from Mighty Ducks of Anaheim along with Anaheim's fourth-round pick in the 2000 NHL Entry Draft for Stu Grimson and Kevin Haller, August 11, 1998. Signed as a free agent with the New York Rangers, July 1, 2001.												
<b>Kastelic, Ed</b>	<b>88-92</b>	<b>RW/LW-22</b>	<b>147</b>	<b>9</b>	<b>9</b>	<b>18</b>	<b>505</b>	<b>2</b>	<b>0</b>	<b>0</b>	<b>0</b>	<b>0</b>
Acquired from Washington Capitals with Grant Jennings for Neil Sheehy and Mike Millar, July 1988. Signed by Los Angeles Kings as a free agent, August 1992.												
<b>Keczmer, Dan</b>	<b>91-94</b>	<b>D-4/37</b>	<b>36</b>	<b>4</b>	<b>5</b>	<b>9</b>	<b>40</b>	—	—	—	—	—
Acquired from San Jose Sharks for Dean Evason, October 1991. Traded to Calgary Flames for Jeff Reese, November 1993.												
<b>Keeler, Mike</b>	<b>73-74</b>	<b>D-20</b>	<b>1</b>	<b>0</b>	<b>0</b>	<b>0</b>	<b>0</b>	<b>1</b>	<b>0</b>	<b>0</b>	<b>0</b>	<b>0</b>
Signed as a free agent (Jacksonville Barons, EHL), October 1973. Released, October 1974.												
<b>Kemp, Kevin</b>	<b>80-81</b>	<b>D-24</b>	<b>3</b>	<b>0</b>	<b>0</b>	<b>0</b>	<b>4</b>	—	—	—	—	—
Selected from Toronto Maple Leafs in the NHL Expansion Draft, June 1979. Released, June 1981.												
<b>Keon, Dave</b>	<b>76-82</b>	<b>C-14</b>	<b>384</b>	<b>91</b>	<b>203</b>	<b>294</b>	<b>74</b>	<b>32</b>	<b>11</b>	<b>22</b>	<b>33</b>	<b>6</b>
Acquired from Edmonton Oilers with Steve Carlson, Jack Carlson, Dave Dryden and John McKenzie for Danny Arndt, cash and "future considerations" (the rights to Dave Debol), February 1977. Retired, July 1982.												

	YEARS	POS.-NO.	REGULAR SEASON					PLAYOFFS				
			GP	G	A	TP	PIM	GP	G	A	TP	PIM
<b>Kerr, Tim</b>	<b>92-93</b>	<b>RW-12</b>	<b>22</b>	<b>0</b>	<b>6</b>	<b>6</b>	<b>7</b>	—	—	—	—	—
Acquired from New York Rangers for a seventh-round draft pick (Sergei Kondrashkin) in 1993 draft, July 1992. Retired as a player and named assistant coach for Springfield Indians, January 1993.												
<b>Khudobin, Anton</b>	<b>13-14</b>	<b>G-31</b>	<b>36</b>	<b>0</b>	<b>0</b>	<b>0</b>	<b>0</b>	—	—	—	—	—
Signed as a free agent, July 5, 2013.												
<b>Kidd, Trevor</b>	<b>97-99</b>	<b>G-37</b>	<b>72</b>	<b>0</b>	<b>0</b>	<b>0</b>	<b>2</b>	—	—	—	—	—
Acquired from Calgary Flames along with Gary Roberts for Andrew Cassels and Jean-Sebastien Giguere on August 25, 1997. Selected by Atlanta Thrashers in 1999 NHL Expansion Draft, June 25, 1999.												
<b>King, Derek</b>	<b>96-97</b>	<b>LW-27</b>	<b>12</b>	<b>3</b>	<b>3</b>	<b>6</b>	<b>2</b>	—	—	—	—	—
Acquired for a fifth-round 1997 draft pick (Adam Eclinger) from the NY Islanders on March 18, 1997. Signed as a free agent with Toronto in August 1997.												
<b>Kleinendorst, Scot</b>	<b>84-88</b>	<b>D-35/18</b>	<b>186</b>	<b>9</b>	<b>30</b>	<b>39</b>	<b>347</b>	<b>17</b>	<b>2</b>	<b>5</b>	<b>7</b>	<b>38</b>
Acquired from New York Rangers for Blaine Stoughton, February 1984. Traded to Washington Capitals for Jim Thomson, March 1989.												
<b>Koehler, Greg</b>	<b>00-01</b>	<b>C-36</b>	<b>1</b>	<b>0</b>	<b>0</b>	<b>0</b>	<b>0</b>	—	—	—	—	—
Signed as a free agent, March 31, 1998. Traded to the Philadelphia Flyers, February 2002.												
<b>Komisarek, Mike</b>	<b>13-14</b>	<b>D-5</b>	<b>32</b>	<b>0</b>	<b>4</b>	<b>4</b>	<b>14</b>	—	—	—	—	—
Signed as a free agent, July 5, 2013. Released, July 2014.												
<b>Konroyd, Steve</b>	<b>91-93</b>	<b>D-5</b>	<b>92</b>	<b>5</b>	<b>21</b>	<b>26</b>	<b>95</b>	<b>7</b>	<b>0</b>	<b>1</b>	<b>1</b>	<b>2</b>
Acquired from Chicago Blackhawks for Rob Brown, January 1992. Traded to Detroit Red Wings for a 1993 sixth-round draft pick (pick traded back to Detroit in June 1993 for Brad McGrimmon), March 1993.												
<b>Kotsopoulos, Chris</b>	<b>81-85</b>	<b>D-24</b>	<b>241</b>	<b>29</b>	<b>60</b>	<b>89</b>	<b>443</b>	—	—	—	—	—
Acquired from New York Rangers with Gerry McDonald and Doug Sulliman for Mike Rogers, and a 10th-round 1982 draft pick (Simo Saarinen), October 1981. Traded to Toronto Maple Leafs for Stewart Gavin, September 1985.												
<b>Kostopoulos, Tom</b>	<b>09-10</b>	<b>RW-29</b>	<b>99</b>	<b>9</b>	<b>16</b>	<b>25</b>	<b>136</b>	—	—	—	—	—
Signed as a free agent, July 14, 2009. Traded to the Calgary Flames along with Anton Babchuk in exchange for Brett Sutter and Ian White, November 17, 2010.												
<b>Kovalenko, Andrei</b>	<b>98-00</b>	<b>RW-51</b>	<b>94</b>	<b>21</b>	<b>30</b>	<b>51</b>	<b>38</b>	<b>4</b>	<b>0</b>	<b>2</b>	<b>2</b>	<b>2</b>
Acquired from Philadelphia Flyers in exchange for Adam Burt, March 6, 1999. Signed by the Boston Bruins as a free agent, July 25, 2000.												
<b>Kron, Robert</b>	<b>92-00</b>	<b>RW/C-38/18</b>	<b>509</b>	<b>108</b>	<b>139</b>	<b>247</b>	<b>68</b>	<b>5</b>	<b>2</b>	<b>0</b>	<b>2</b>	<b>0</b>
Acquired from Vancouver Canucks for a third-round 1993 draft pick (Marek Malik) and "future considerations" (Jim Sandlak) for Murray Craven and a fifth-round 1993 draft pick (Scott Walker), March 1993. Selected by Columbus Blue Jackets in 2000 expansion draft, June 23, 2000.												
<b>Krygier, Todd</b>	<b>89-91</b>	<b>LW-17</b>	<b>130</b>	<b>31</b>	<b>29</b>	<b>60</b>	<b>147</b>	<b>13</b>	<b>2</b>	<b>3</b>	<b>5</b>	<b>2</b>
Selected in NHL Supplemental Draft (Connecticut, ECAC II), June 1988. Traded to Washington Capitals for "future considerations" (fourth-round 1993 draft pick - pick later traded to Calgary, who selected Jason Smith) October 1991.												
<b>Kucera, Frantisek</b>	<b>93-95</b>	<b>D-4</b>	<b>84</b>	<b>6</b>	<b>26</b>	<b>33</b>	<b>54</b>	—	—	—	—	—
Acquired with Jocelyn Lemieux from Chicago Blackhawks for Gary Suter, Randy Cunneyworth and a third-round 1995 draft pick (Kevin McKay), March 1994. Traded with Jim Dowd to Vancouver Canucks for Jeff Brown and Vancouver's third-round draft pick in 1998, December 20, 1995.												
<b>Kurka, Tomas</b>	<b>03-04</b>	<b>LW-37</b>	<b>17</b>	<b>3</b>	<b>2</b>	<b>5</b>	<b>2</b>	—	—	—	—	—
Selected in the NHL Entry Draft (Plymouth, OHL), June 24, 2000. Released, June 2004.												
<b>Kuznik, Greg</b>	<b>00-01</b>	<b>D-53</b>	<b>1</b>	<b>0</b>	<b>0</b>	<b>0</b>	<b>0</b>	—	—	—	—	—
Selected in the NHL Entry Draft (Seattle, WHL), June 22, 1996.												
<b>Kypreos, Nick</b>	<b>92-94</b>	<b>LW-20</b>	<b>85</b>	<b>17</b>	<b>10</b>	<b>27</b>	<b>362</b>	—	—	—	—	—
Acquired from Washington Capitals for Mark Hunter and Yvon Corriveau, August 1992. Traded with Steve Larmer, Barry Richter and a 1994 sixth-round draft pick (Yuri Litvinov) to New York Rangers for James Patrick and Darren Turcotte, November 1993.												
<b>-L-</b>												
<b>LaCouture, Dan</b>	<b>08</b>	<b>LW-20</b>	<b>11</b>	<b>2</b>	<b>0</b>	<b>2</b>	<b>10</b>	—	—	—	—	—
Signed as a free agent, October 6, 2008. Signed with Astana of the KHL and subsequently suspended by the Hurricanes, December 29, 2009.												
<b>Lacroix, Andre</b>	<b>78-80</b>	<b>C-4</b>	<b>107</b>	<b>35</b>	<b>70</b>	<b>105</b>	<b>36</b>	<b>10</b>	<b>4</b>	<b>4</b>	<b>8</b>	<b>0</b>
Rights acquired from Winnipeg Jets for "future considerations," August 1978. Retired, December 1979.												
<b>Lacroix, Pierre</b>	<b>82-83</b>	<b>D-5</b>	<b>56</b>	<b>6</b>	<b>25</b>	<b>31</b>	<b>18</b>	—	—	—	—	—
Acquired from Quebec Nordiques for Blake Wesley, December 1982. Retired due to injuries sustained in automobile accident, August 1983.												
<b>Ladd, Andrew</b>	<b>05-08</b>	<b>LW-16</b>	<b>137</b>	<b>26</b>	<b>24</b>	<b>50</b>	<b>81</b>	<b>17</b>	<b>2</b>	<b>3</b>	<b>5</b>	<b>4</b>
Selected in the NHL Entry Draft (Calgary, WHL), June 26, 2004. Traded to Chicago in exchange for forward Tuomo Ruutu, February 26, 2008.												
<b>Ladouceur, Randy</b>	<b>86-93</b>	<b>D-29</b>	<b>377</b>	<b>10</b>	<b>38</b>	<b>48</b>	<b>622</b>	<b>32</b>	<b>3</b>	<b>8</b>	<b>11</b>	<b>43</b>
Acquired from Detroit Red Wings for Dave Barr, January 1987. Selected by Mighty Ducks of Anaheim in 1993 Expansion Draft, June 1993.												
<b>Laforge, Mark</b>	<b>89-90</b>	<b>LW-42</b>	<b>9</b>	<b>0</b>	<b>0</b>	<b>0</b>	<b>43</b>	—	—	—	—	—
Selected in NHL Entry Draft (Kingston, OHL), June 1986. Traded to Edmonton Oilers for Cam Brauer, March 1990.												
<b>Landon, Bruce</b>	<b>72-77</b>	<b>G-30</b>	<b>122</b>	<b>0</b>	<b>2</b>	<b>2</b>	<b>36</b>	<b>8</b>	<b>0</b>	<b>1</b>	<b>1</b>	<b>0</b>
Chosen in WHA Player Selection Draft (Los Angeles Kings), February 1972. Released, October 1974. Re-signed, February 1974. Retired, February 1978.												
<b>Langdon, Darren</b>	<b>00-02</b>	<b>LW-20</b>	<b>121</b>	<b>2</b>	<b>3</b>	<b>5</b>	<b>216</b>	<b>4</b>	<b>0</b>	<b>0</b>	<b>0</b>	<b>12</b>
Acquired from the NY Rangers along with Rob DiMaio for Sandy McCarthy and a fourth round pick in 2001, August 4, 2000. Traded along with Marek Malik to Vancouver Canucks in exchange for Jan. Hlavac and Harold Druken, November 1, 2002.												
<b>LaRose, Chad</b>	<b>05-13</b>	<b>RW-59</b>	<b>508</b>	<b>85</b>	<b>95</b>	<b>180</b>	<b>286</b>	<b>39</b>	<b>4</b>	<b>8</b>	<b>12</b>	<b>26</b>
Signed as a free agent by Carolina, August 6, 2003. Released, July 2013.												
<b>Larouche, Pierre</b>	<b>81-83</b>	<b>C-25/28</b>	<b>83</b>	<b>43</b>	<b>47</b>	<b>90</b>	<b>20</b>	—	—	—	—	—
Acquired from Montreal Canadiens for a swap of the teams' first-round 1984 draft choices and a 1984 second-round draft pick in December 1981. Released, September 1983. In the first-round swap, Montreal picked Petr Svoboda (5th), and Hartford selected Sylvain Cote (11th). Montreal traded a second-round draft pick to St. Louis (Brian Benning) along with Risk Wansley, their second pick (Tony Hrkac), and their third choice (Robert Dirk) in exchange for St. Louis' first-round draft pick (Shayne Corsen) and second-round draft pick (Stephane Richer) in June, 1984. Hartford traded Montreal's third-round draft pick (Bruce Racine) in 1983 to Pittsburgh while Montreal picked 47th overall (Rocky Dundas).												
<b>Lawless, Paul</b>	<b>82-84/85-88</b>	<b>LW-11/28</b>	<b>215</b>	<b>49</b>	<b>70</b>	<b>119</b>	<b>54</b>	<b>1</b>	<b>0</b>	<b>0</b>	<b>0</b>	<b>0</b>
Selected in NHL Entry Draft (Windsor, OHL), June 1982. Traded to Philadelphia Flyers for Lindsay Carson, January 1988.												
<b>Lawton, Brian</b>	<b>88-89</b>	<b>C/LW-7</b>	<b>48</b>	<b>12</b>	<b>17</b>	<b>29</b>	<b>32</b>	<b>3</b>	<b>1</b>	<b>0</b>	<b>1</b>	<b>0</b>
Acquired from New York Rangers with Don Maloney and Norm Maciver for Carey Wilson and a fifth-round draft pick in 1990 (Lubos Rob), December 1988. Put on waivers and claimed by Quebec, December 1989.												
<b>Leach, Jamie</b>	<b>92-93</b>	<b>RW-34</b>	<b>19</b>	<b>3</b>	<b>2</b>	<b>5</b>	<b>4</b>	—	—	—	—	—
Acquired on waivers from Pittsburgh Penguins, November 1992. Released, June 1993.												

# ALL-TIME ROSTER

	YEARS	POS.-NO.	REGULAR SEASON					PLAYOFFS				
			GP	G	A	TP	PIM	GP	G	A	TP	PIM
<b>Leach, Steve</b>	<b>97-98</b>	<b>RW-27</b>	<b>45</b>	<b>4</b>	<b>5</b>	<b>9</b>	<b>42</b>	—	—	—	—	—
Acquired from St. Louis for Alexander Godynyuk and a 1998 sixth-round draft pick (Brad Voth), June 1997. Signed as a free agent by Ottawa, October 4, 1998.												
<b>Legace, Manny</b>	<b>09-10</b>	<b>G-34</b>	<b>28</b>	<b>0</b>	<b>1</b>	<b>1</b>	<b>0</b>	—	—	—	—	—
Signed as a free agent, November 9, 2009.												
<b>Leighton, Michael</b>	<b>08-09</b>	<b>G-49</b>	<b>29</b>	<b>0</b>	<b>0</b>	<b>0</b>	<b>4</b>	—	—	—	—	—
Acquired from Montreal in exchange for Carolina's 2007 seventh-round draft pick, June 23, 2007. Claimed by Philadelphia on re-entry waivers, December 15, 2009.												
<b>Lemieux, Jocelyn</b>	<b>93-95</b>	<b>LW-23/26</b>	<b>86</b>	<b>13</b>	<b>8</b>	<b>21</b>	<b>82</b>	—	—	—	—	—
Acquired with Frantisek Kucera from Chicago Blackhawks for Randy Cunneynworth, Gary Suter, and a third-round 1995 draft pick (Kevin McKay), March 1994. Traded to New Jersey Devils for Jim Dowd and New Jersey's second-round pick in 1998, December 20, 1995.												
<b>Lenarduzzi, Mike</b>	<b>92-94</b>	<b>G-30</b>	<b>4</b>	<b>0</b>	<b>0</b>	<b>0</b>	<b>0</b>	—	—	—	—	—
Selected in NHL Entry Draft (Sault Ste. Marie, OHL), June 1990.												
<b>Leschyshyn, Curtis</b>	<b>96-00</b>	<b>D-7</b>	<b>255</b>	<b>8</b>	<b>32</b>	<b>40</b>	<b>139</b>	<b>6</b>	<b>0</b>	<b>0</b>	<b>0</b>	<b>6</b>
Acquired from Washington Capitals for Andrei Nikolishin on November 9, 1996. Selected by Minnesota Wild in 2000 expansion draft, June 23, 2000.												
<b>Letowski, Trevor</b>	<b>06-08</b>	<b>RW-19</b>	<b>136</b>	<b>11</b>	<b>15</b>	<b>26</b>	<b>48</b>	—	—	—	—	—
Signed as a free agent, July 6, 2006. Signed as a free agent with Barys Astana (Russia), summer 2008.												
<b>Levasseur, Louis</b>	<b>77-78</b>	<b>G-30</b>	<b>27</b>	<b>0</b>	<b>0</b>	<b>0</b>	<b>2</b>	<b>12</b>	<b>0</b>	<b>1</b>	<b>1</b>	<b>2</b>
Acquired from Edmonton for Dave Dryden, Brett Callighen and two 1977 draft choices, June 1977. Traded to Quebec for Warren Miller, September 1978.												
<b>Ley, Rick</b>	<b>72-81</b>	<b>D-2</b>	<b>559</b>	<b>39</b>	<b>228</b>	<b>267</b>	<b>828</b>	<b>73</b>	<b>7</b>	<b>33</b>	<b>40</b>	<b>142</b>
Chosen in the WHA Player Selection Draft (Toronto Maple Leafs), February 1972. Selected by Toronto Maple Leafs in NHL Reclaim Draft, June 1979. Selected from Toronto Maple Leafs in NHL Expansion Draft, June 1979. Retired, September 1981.												
<b>Liles, John-Michael</b>	<b>14</b>	<b>D-26</b>	<b>35</b>	<b>2</b>	<b>7</b>	<b>9</b>	<b>8</b>	—	—	—	—	—
Acquired from the Toronto Maple Leafs along with the rights to defenseman Dennis Robertson in exchange for defenseman Tim Gleason, Jan. 1, 2014.												
<b>Lindholm, Elias</b>	<b>13-14</b>	<b>C/RW-16</b>	<b>58</b>	<b>9</b>	<b>12</b>	<b>21</b>	<b>4</b>	—	—	—	—	—
Selected in the NHL Entry Draft (Brynäs, SHL), June 30, 2013.												
<b>Liut, Mike</b>	<b>85-90</b>	<b>G-1</b>	<b>217</b>	<b>0</b>	<b>5</b>	<b>5</b>	<b>10</b>	<b>17</b>	<b>0</b>	<b>0</b>	<b>0</b>	<b>2</b>
Selected in WHA Amateur Draft (Bowling Green, CCHA), May 1976. WHA rights traded to Cincinnati Stingers with second-round 1979 draft choice for Greg Carroll and Bryan Maxwell, May 1977. Acquired from St. Louis Blues with "future considerations" (Jorgen Pettersson) for Mark Johnson and Greg Millen, February 1985. Traded to Washington Capitals for Yvon Corrivreau, March 1990.												
<b>Loktionov, Andrei</b>	<b>14</b>	<b>C-8</b>	<b>20</b>	<b>3</b>	<b>7</b>	<b>10</b>	<b>2</b>	—	—	—	—	—
Acquired along with a conditional draft pick from the New Jersey Devils in exchange for forward Tuomo Ruutu, March 5, 2014. Released, July 2014.												
<b>Luksa, Chuck</b>	<b>79-80</b>	<b>D-29</b>	<b>8</b>	<b>0</b>	<b>1</b>	<b>1</b>	<b>4</b>	—	—	—	—	—
Signed as a free agent (Cincinnati Stingers), August 1979. Released, October 1981.												
<b>Lumley, Dave</b>	<b>84-85</b>	<b>LW-22</b>	<b>48</b>	<b>8</b>	<b>20</b>	<b>28</b>	<b>98</b>	—	—	—	—	—
Selected from Edmonton Oilers in NHL Waiver Draft, October 1984. Placed on waivers and claimed by Edmonton Oilers, February 1985.												
<b>Lupien, Gilles</b>	<b>80-82</b>	<b>D-23</b>	<b>21</b>	<b>2</b>	<b>5</b>	<b>7</b>	<b>41</b>	—	—	—	—	—
Acquired from Pittsburgh Penguins for a sixth-round 1981 draft pick (Paul Edwards), February 1981. Released, July 1983.												
<b>Lyle, George</b>	<b>76-79/81-83</b>	<b>LW-16</b>	<b>232</b>	<b>92</b>	<b>93</b>	<b>185</b>	<b>207</b>	<b>26</b>	<b>6</b>	<b>6</b>	<b>12</b>	<b>42</b>
Signed as a free agent (Michigan Tech), July 1976. Selected by Detroit Red Wings in NHL Reclaim Draft, June 1979. Claimed on waivers from Detroit, November 1981. Released, July 1982.												
<b>Lysak, Brett</b>	<b>04</b>	<b>C-56</b>	<b>2</b>	<b>0</b>	<b>0</b>	<b>0</b>	<b>2</b>	—	—	—	—	—
Selected in the NHL Entry Draft (Regina, WHL), June 1999. Released, June 2004.												
<b>-M-</b>												
<b>MacDermid, Paul</b>	<b>81-89</b>	<b>RW-23/15/29/36</b>	<b>373</b>	<b>69</b>	<b>83</b>	<b>152</b>	<b>744</b>	<b>26</b>	<b>5</b>	<b>8</b>	<b>13</b>	<b>84</b>
Selected in NHL Entry Draft (Windsor, OHL), June 1981. Traded to Winnipeg Jets for Randy Cunneynworth, December 1989.												
<b>MacDonald, Craig</b>	<b>98-99, 01-03</b>	<b>C-31/12</b>	<b>58</b>	<b>2</b>	<b>4</b>	<b>6</b>	<b>20</b>	<b>5</b>	<b>0</b>	<b>0</b>	<b>0</b>	<b>2</b>
Selected in NHL Entry Draft (Harvard, ECAC), June 1996. Signed with Florida as a free agent, August 2003.												
<b>MacGregor, Gary</b>	<b>76-77</b>	<b>C-12</b>	<b>30</b>	<b>8</b>	<b>8</b>	<b>16</b>	<b>4</b>	—	—	—	—	—
Acquired from Indianapolis Racers for Rosaire Paient, November 1976. Traded to Calgary Cowboys for "future considerations," January 1977.												
<b>MacGregor, Randy</b>	<b>81-82</b>	<b>LW-38</b>	<b>2</b>	<b>1</b>	<b>1</b>	<b>2</b>	<b>2</b>	—	—	—	—	—
Signed as a free agent (Binghamton, AHL), February 1981. Released, June 1983.												
<b>MacIver, Norm</b>	<b>88-89</b>	<b>D-33</b>	<b>37</b>	<b>1</b>	<b>22</b>	<b>23</b>	<b>24</b>	<b>1</b>	<b>0</b>	<b>0</b>	<b>0</b>	<b>2</b>
Acquired from New York Rangers with Don Maloney and Brian Lawton for Carey Wilson and a fifth-round draft pick in 1990 (Lubos Rob), December 1988. Traded to Edmonton Oilers for Jim Ennis, October 1989.												
<b>MacLeish, Rick</b>	<b>81-82</b>	<b>C-7</b>	<b>34</b>	<b>6</b>	<b>16</b>	<b>22</b>	<b>16</b>	—	—	—	—	—
Acquired from Philadelphia Flyers with Don Gillen, Blake Wesley, first, second- and third-round 1982 draft picks (Paul Lawless, Mark Paterson, Kevin Dineen) for Ray Allison, Fred Arthur, and the Whalers' first and third picks in 1982 (Ron Sutter, Miroslav Dvorak), July 1981. Traded to Pittsburgh Penguins for Russ Anderson and an eighth-round 1983 draft pick (Chris DuPerron), December 1981.												
<b>Malec, Tomas</b>	<b>03</b>	<b>D-71</b>	<b>43</b>	<b>0</b>	<b>2</b>	<b>2</b>	<b>45</b>	—	—	—	—	—
Acquired along with Bret Hedican and Kevyn Adams from the Florida Panthers in exchange for Sandis Ozolinsh and Byron Ritchie, January 16, 2002. Traded to Mighty Ducks of Anaheim along with a second-round draft pick in 2004 (Kyle Klubertanz) for Martin Gerber.												
<b>Malhotra, Manny</b>	<b>13-14</b>	<b>C-22</b>	<b>69</b>	<b>7</b>	<b>6</b>	<b>13</b>	<b>18</b>	—	—	—	—	—
Signed as a free agent, Oct. 31, 2013. Released, July 2014.												
<b>Malik, Marek</b>	<b>95-97, 98-02</b>	<b>D-23/5</b>	<b>317</b>	<b>17</b>	<b>60</b>	<b>77</b>	<b>291</b>	<b>30</b>	<b>0</b>	<b>3</b>	<b>3</b>	<b>28</b>
Selected in the third-round (Vitkovice, Czech.) of the 1993 NHL Entry Draft. Traded along with Darren Langdon to Vancouver in exchange for Jan. Hlavac and Harold Druken, November 1, 2002.												
<b>Malinowski, Merlin</b>	<b>82-83</b>	<b>C/LW-20</b>	<b>75</b>	<b>5</b>	<b>23</b>	<b>28</b>	<b>16</b>	—	—	—	—	—
Acquired from New Jersey Devils with NHL rights to Scott Fusco for Rick Meagher and Garry Howatt, October 1982. Released, October 1983.												
<b>Malone, Greg</b>	<b>83-86</b>	<b>C-14</b>	<b>176</b>	<b>45</b>	<b>83</b>	<b>128</b>	<b>147</b>	—	—	—	—	—
Acquired from Pittsburgh Penguins for third-round 1985 draft pick (Bruce Racine), October 1983. Traded to Quebec Nordiques for Wayne Babych, October 1985.												
<b>Maloney, Don</b>	<b>88-89</b>	<b>LW-14</b>	<b>21</b>	<b>3</b>	<b>11</b>	<b>14</b>	<b>23</b>	<b>4</b>	<b>0</b>	<b>0</b>	<b>0</b>	<b>8</b>
Acquired from New York Rangers with Brian Lawton and Norm MacIver for Carey Wilson and a 1990 fifth-round draft pick (Lubos Rob), December 1988. Released, July 1989.												
<b>Manderville, Kent</b>	<b>96-00</b>	<b>C-44</b>	<b>258</b>	<b>16</b>	<b>24</b>	<b>40</b>	<b>99</b>	<b>6</b>	<b>0</b>	<b>0</b>	<b>0</b>	<b>2</b>
Signed as a free agent on October 1, 1996. Traded to the Philadelphia Flyers in exchange for Sandy McCarthy, March 14, 2000.												

	YEARS	POS.-NO.	REGULAR SEASON					PLAYOFFS				
			GP	G	A	TP	PIM	GP	G	A	TP	PIM
<b>Marchment, Bryan</b>	<b>93-94</b>	<b>D-5/27</b>	<b>42</b>	<b>3</b>	<b>7</b>	<b>10</b>	<b>124</b>	—	—	—	—	—
Acquired with Steve Larmer from Chicago Blackhawks for Patrick Poulin and Eric Weinrich, November 1993. Awarded as compensation to Edmonton Oilers when Whalers signed Steven Rice, August 1994.												
<b>Markov, Danny</b>	<b>03-04</b>	<b>D-55</b>	<b>44</b>	<b>4</b>	<b>10</b>	<b>14</b>	<b>37</b>	—	—	—	—	—
Acquired from Phoenix Coyotes along with a third-round pick in the 2005 draft for David Tanabe and Igor Knyazev, June 2003. Traded to Philadelphia Flyers for Justin Williams, January 2004.												
<b>Marshall, Paul</b>	<b>82-83</b>	<b>LW-34</b>	<b>13</b>	<b>1</b>	<b>2</b>	<b>3</b>	<b>0</b>	—	—	—	—	—
Acquired from Toronto Maple Leafs for a 10th-round 1983 draft pick (Greg Rolston), October 1982. Released, July 1983.												
<b>Martin, Tom</b>	<b>87-90</b>	<b>LW-24</b>	<b>26</b>	<b>2</b>	<b>4</b>	<b>6</b>	<b>51</b>	<b>0</b>	<b>0</b>	<b>0</b>	<b>0</b>	<b>0</b>
Signed as a free agent (Winnipeg Jets), July 1987. Claimed by Minnesota North Stars in the 1988 NHL Waiver Draft, October 1988. Claimed on waivers by Hartford, December 1988. Released, June 1990.												
<b>Martins, Steve</b>	<b>95-98</b>	<b>C-32</b>	<b>28</b>	<b>1</b>	<b>4</b>	<b>5</b>	<b>8</b>	—	—	—	—	—
Selected in 1994 Supplemental Draft (Harvard), June 1994. Signed as a free agent by Ottawa, July 20, 1998.												
<b>Matsumoto, Jon</b>	<b>10-12</b>	<b>C-18</b>	<b>13</b>	<b>2</b>	<b>0</b>	<b>2</b>	<b>4</b>	—	—	—	—	—
Acquired from the Philadelphia Flyers in exchange for Washington's 2010 seventh-round draft pick, June 26, 2010. Traded to the Florida Panthers along with Mattias Lindstrom in exchange for Evgenii Dadonov and A.J. Jenks, January 18, 2012.												
<b>Maxwell, Bryan</b>	<b>77-78</b>	<b>D-24</b>	<b>17</b>	<b>2</b>	<b>1</b>	<b>3</b>	<b>11</b>	—	—	—	—	—
Acquired from Cincinnati Stingers with Greg Carroll for the WHA rights to Mike Liut and two 1979 draft picks, May 1977. Released and signed with Minnesota North Stars, February 1978.												
<b>Mayer, Jim</b>	<b>77-78</b>	<b>RW-27</b>	<b>51</b>	<b>11</b>	<b>9</b>	<b>20</b>	<b>21</b>	—	—	—	—	—
Signed as a free agent (Calgary Cowboys), July 1977. Placed on waivers and claimed by Edmonton Oilers, May 1978.												
<b>McBain, Jamie</b>	<b>10-13</b>	<b>D-4/28</b>	<b>206</b>	<b>19</b>	<b>56</b>	<b>75</b>	<b>48</b>	—	—	—	—	—
Selected in the NHL Entry Draft (US Nat'l Development Team Program), June 24, 2006. Traded to Buffalo along with a 2013 second-round draft pick (35th overall - J.T. Compher) in exchange for defenseman Andrej Sekera.												
<b>McBain, Jason</b>	<b>95-97</b>	<b>D-25</b>	<b>9</b>	<b>0</b>	<b>0</b>	<b>0</b>	<b>0</b>	—	—	—	—	—
Selected in the fourth-round in the 1992 NHL Entry Draft.												
<b>McCarthy, Sandy</b>	<b>00-00</b>	<b>LW-20</b>	<b>13</b>	<b>0</b>	<b>0</b>	<b>0</b>	<b>9</b>	—	—	—	—	—
Acquired from the Philadelphia Flyers in exchange of Kent Manderville, March 14, 2000. Traded to the New York Rangers along with a fourth-round pick in 2001 in exchange for Darren Langdon and Rob DiMaio, August 4, 2000.												
<b>McClanahan, Rob</b>	<b>81-82</b>	<b>C-15/28</b>	<b>17</b>	<b>0</b>	<b>3</b>	<b>3</b>	<b>11</b>	—	—	—	—	—
Claimed from Buffalo Sabres in NHL Waiver Draft, September 1981. Traded to New York Rangers for a 10th-round 1983 draft pick (Reine Karlsson), January 1982.												
<b>McCrimmon, Brad</b>	<b>93-96</b>	<b>D-10</b>	<b>156</b>	<b>4</b>	<b>12</b>	<b>16</b>	<b>176</b>	—	—	—	—	—
Acquired from Detroit Red Wings for a 1993 sixth-round draft pick (pick had been previously acquired from Detroit in the Steve Konroyd trade), June 1993. Signed free agent contract with Phoenix Coyotes, June 1996.												
<b>McDonald, Gerry</b>	<b>81-84</b>	<b>D-31/33</b>	<b>8</b>	<b>0</b>	<b>0</b>	<b>0</b>	<b>4</b>	—	—	—	—	—
Acquired from New York Rangers with Doug Sulliman and Chris Kotsopoulos for Mike Rogers and a 10th-round 1982 draft pick (Simo Saarinen), October 1981. Released, July 1984.												
<b>McDougal, Mike</b>	<b>81-83</b>	<b>RW-23/32</b>	<b>58</b>	<b>8</b>	<b>10</b>	<b>18</b>	<b>43</b>	—	—	—	—	—
Claimed from New York Rangers in NHL Waiver Draft, October 1981. Released, July 1984.												
<b>McEwen, Mike</b>	<b>85-87</b>	<b>D-25</b>	<b>58</b>	<b>11</b>	<b>10</b>	<b>21</b>	<b>38</b>	<b>9</b>	<b>1</b>	<b>5</b>	<b>6</b>	<b>6</b>
Acquired from New York Rangers for Bob Crawford, March 1986. Left team to join Sierre HC of Swiss League, July 1987. Re-signed, March 1988. Returned to Swiss League, June 1988.												
<b>McGill, Bob</b>	<b>93-94</b>	<b>D-25</b>	<b>30</b>	<b>0</b>	<b>3</b>	<b>3</b>	<b>41</b>	—	—	—	—	—
Acquired on waivers from New York Islanders, November 1993.												
<b>McIlhargey, Jack</b>	<b>80-82</b>	<b>D-33/29</b>	<b>98</b>	<b>2</b>	<b>11</b>	<b>13</b>	<b>202</b>	—	—	—	—	—
Acquired with Norm Barnes from Philadelphia Flyers for a second-round 1982 draft pick (pick later transferred to Toronto, Peter Ihnacek), December 1980. Retired, August 1982.												
<b>McKay, Ross</b>	<b>90-91</b>	<b>G-49</b>	<b>1</b>	<b>0</b>	<b>0</b>	<b>0</b>	<b>0</b>	—	—	—	—	—
Signed as a free agent, June 1988. Released, October 1991.												
<b>McKenzie, Jim</b>	<b>89-94</b>	<b>LW-33/31</b>	<b>203</b>	<b>13</b>	<b>12</b>	<b>25</b>	<b>468</b>	<b>6</b>	<b>0</b>	<b>0</b>	<b>0</b>	<b>8</b>
Selected in NHL Entry Draft (Victoria, WHL), June 1989. Traded to Florida Panthers for Alexander Godynuk, December 1993.												
<b>McKenzie, John</b>	<b>77-79</b>	<b>RW-19</b>	<b>189</b>	<b>57</b>	<b>76</b>	<b>133</b>	<b>201</b>	<b>29</b>	<b>11</b>	<b>14</b>	<b>25</b>	<b>34</b>
Acquired from Edmonton Oilers with Dave Keon, Dave Dryden, Jack Carlson and Steve Carlson for Danny Arndt, cash and "future considerations" (the rights to Dave Debol), January 1977. Retired, June 1979.												
<b>McLean, Kirk</b>	<b>98-98</b>	<b>G-1</b>	<b>8</b>	<b>0</b>	<b>1</b>	<b>1</b>	<b>0</b>	—	—	—	—	—
Acquired from Vancouver Canucks along with Martin Gelin, for Sean Burke, Enrico Ciccone, and Geoff Sanderson, January 3, 1998. Traded to the Florida Panthers for Ray Sheppard, March 24, 1998.												
<b>McManama, Bob</b>	<b>75-76</b>	<b>C-11</b>	<b>37</b>	<b>3</b>	<b>10</b>	<b>13</b>	<b>28</b>	<b>12</b>	<b>4</b>	<b>3</b>	<b>7</b>	<b>4</b>
Signed as a free agent after release by Pittsburgh Penguins, December 1975. Traded to Florida Breakers (later became Minnesota Fighting Saints) with Fred O'Donnell for Wayne Connelly, June 1976.												
<b>Meagher, Rick</b>	<b>80-83</b>	<b>C-20</b>	<b>96</b>	<b>31</b>	<b>29</b>	<b>60</b>	<b>70</b>	—	—	—	—	—
Traded to Hartford by Montreal Canadiens with Montreal's third (Paul MacDermid) and fifth- (Dan Bourbonnais) round choices in 1981 for Hartford's third (Dieter Hegen) and fifth (Steve Rooney) round choices in 1981, June 5, 1980. Traded to New Jersey Devils with Garry Howatt for Merlin Malinowski and Scott Fusco, October 1982.												
<b>Melichar, Josef</b>	<b>08</b>	<b>D-22</b>	<b>15</b>	<b>0</b>	<b>4</b>	<b>4</b>	<b>8</b>	—	—	—	—	—
Signed as a free agent, July 2008. Traded to Tampa Bay along with Wade Brookbank and a 2009 fourth-round draft pick in exchange for Jussi Jokinen, February 7, 2009.												
<b>Merkosky, Glenn</b>	<b>81-82</b>	<b>C-15</b>	<b>7</b>	<b>0</b>	<b>0</b>	<b>0</b>	<b>2</b>	—	—	—	—	—
Signed as a free agent (Calgary, WHL), August 1980. Released, July 1982.												
<b>Methe, Gerry</b>	<b>74-75</b>	<b>D-18</b>	<b>5</b>	<b>0</b>	<b>1</b>	<b>1</b>	<b>4</b>	<b>2</b>	<b>0</b>	<b>0</b>	<b>0</b>	<b>0</b>
Signed as a free agent after release by Pittsburgh Penguins, June 1974. Released, October 1974.												
<b>Millar, Mike</b>	<b>86-88</b>	<b>RW-8</b>	<b>38</b>	<b>9</b>	<b>9</b>	<b>18</b>	<b>6</b>	—	—	—	—	—
Selected in NHL Entry Draft (Hamilton, OHL), June 1983. Traded to Washington Capitals with Neil Sheehy for Ed Kastelic and Grant Jennings, July 1988.												
<b>Millen, Greg</b>	<b>81-85</b>	<b>G-30</b>	<b>219</b>	<b>0</b>	<b>10</b>	<b>10</b>	<b>24</b>	—	—	—	—	—
Signed as a free agent from Pittsburgh Penguins, June 1981. Pat Boutette and Kevin McClelland later sent to Pittsburgh as compensation. Traded to St. Louis Blues with Mark Johnson for Mike Liut and "future considerations" (Jorgen Pettersson), February 1985.												



# ALL-TIME ROSTER

	YEARS	POS.-NO.	REGULAR SEASON					PLAYOFFS				
			GP	G	A	TP	PIM	GP	G	A	TP	PIM
<b>Miller, Warren</b>	<b>78-79/80-83</b>	<b>RW-27</b>	<b>284</b>	<b>59</b>	<b>67</b>	<b>126</b>	<b>164</b>	<b>10</b>	<b>0</b>	<b>8</b>	<b>8</b>	<b>28</b>
Acquired from Quebec Nordiques for Louis Levasseur, September 1978. Selected by New York Rangers in NHL Reclaim Draft, June 1979. Re-acquired from New York Rangers for \$100 under terms of 1979 NHL Expansion Draft. (WHA player reclaimed by NHL club could be re-acquired by former WHA team if placed on waivers by NHL club). Released, July 1983.												
<b>Mormina, Joey</b>	<b>08</b>	<b>D-29</b>	<b>1</b>	<b>0</b>	<b>0</b>	<b>0</b>	<b>0</b>	—	—	—	—	—
Signed as a free agent, July 2, 2007. Signed as a free agent with Pittsburgh, July 8, 2008.												
<b>Murray, Chris</b>	<b>96-97</b>	<b>RW-17</b>	<b>15</b>	<b>1</b>	<b>2</b>	<b>3</b>	<b>32</b>	—	—	—	—	—
Acquired from Phoenix Coyotes for Gerald Diduck on March 18, 1997. Traded to the Ottawa Senators for Sean Hill, November 18, 1997.												
<b>Moss, Tyler</b>	<b>00-01</b>	<b>G-31</b>	<b>12</b>	<b>0</b>	<b>0</b>	<b>0</b>	<b>0</b>	<b>0</b>	<b>0</b>	<b>0</b>	<b>0</b>	<b>0</b>
Signed as a free agent, August 9, 2000. Signed with Vancouver Canucks as a free agent, July 5, 2002.												
<b>Murphy, Mike</b>	<b>11-12</b>	<b>G-70</b>	<b>2</b>	<b>0</b>	<b>0</b>	<b>0</b>	<b>0</b>	—	—	—	—	—
Selected in NHL Entry Draft (Belleville, OHL), June 21, 2008. Released, July 2012. Signed as a free agent, July 11, 2013. Released, July 2014.												
<b>Murphy, Ryan</b>	<b>13-14</b>	<b>D-7</b>	<b>52</b>	<b>2</b>	<b>10</b>	<b>12</b>	<b>10</b>	—	—	—	—	—
Selected in NHL Entry Draft (Kitchener, OHL), June 24, 2011.												
<b>Murray, Marty</b>	<b>03-04</b>	<b>C-15</b>	<b>66</b>	<b>5</b>	<b>7</b>	<b>12</b>	<b>8</b>	—	—	—	—	—
Acquired from Philadelphia Flyers for a sixth-round pick in the 2004 Draft (Frederik Cabana), June 2003. Did not re-sign, July 2005.												
<b>Murzyn, Dana</b>	<b>85-88</b>	<b>D-4</b>	<b>185</b>	<b>13</b>	<b>49</b>	<b>62</b>	<b>265</b>	<b>10</b>	<b>2</b>	<b>1</b>	<b>3</b>	<b>39</b>
Selected in NHL Entry Draft (Calgary, WHL), June 1985. Traded to Calgary Flames with Shane Churla for Neil Sheely, Carey Wilson and rights to Lane MacDonald, January 1988.												
<b>Muzzatti, Jason</b>	<b>95-97</b>	<b>G-29</b>	<b>53</b>	<b>0</b>	<b>1</b>	<b>1</b>	<b>51</b>	—	—	—	—	—
Claimed by Hartford from the Calgary Flames in the Waiver Draft, October 6, 1995. Traded to the NY Rangers for a fourth-round draft pick in the 1998 Draft (Tommy Westlund) on August 8, 1997.												
<b>-N-</b>												
<b>Nachbaur, Don</b>	<b>80-82</b>	<b>LW-26/31</b>	<b>154</b>	<b>21</b>	<b>38</b>	<b>59</b>	<b>256</b>	—	—	—	—	—
Selected in NHL Entry Draft (Billings, WHL), August 1979. Traded to Edmonton Oilers with Ken Linseman for Risto Siltanen and Brent Loney, August 1982.												
<b>Nash, Riley</b>	<b>11-14</b>	<b>C-20</b>	<b>110</b>	<b>14</b>	<b>20</b>	<b>34</b>	<b>39</b>	—	—	—	—	—
Acquired from Edmonton Oilers in exchange for a second-round pick in the 2010 Draft (Martin Marincin), June 26, 2010.												
<b>Neufeld, Ray</b>	<b>79-86</b>	<b>RW-10/17</b>	<b>331</b>	<b>95</b>	<b>131</b>	<b>226</b>	<b>400</b>	<b>2</b>	<b>1</b>	<b>0</b>	<b>1</b>	<b>0</b>
Selected in NHL Entry Draft (Edmonton, WHL), August 1979. Traded to Winnipeg Jets for David Babych, November 1985.												
<b>Newberry, John</b>	<b>85-86</b>	<b>C-33</b>	<b>3</b>	<b>0</b>	<b>0</b>	<b>0</b>	<b>0</b>	—	—	—	—	—
Signed as a free agent (Montreal Canadiens), September 1985. Released, July 1986.												
<b>Nieckar, Barry</b>	<b>92-93</b>	<b>LW-12</b>	<b>2</b>	<b>0</b>	<b>0</b>	<b>0</b>	<b>2</b>	—	—	—	—	—
Signed as a free agent (Raleigh, ECHL), September 1992. Signed by Calgary Flames as free agent, June, 1995.												
<b>Nikolishin, Andrei</b>	<b>94-97</b>	<b>C-11/13</b>	<b>112</b>	<b>24</b>	<b>52</b>	<b>76</b>	<b>46</b>	—	—	—	—	—
Acquired in the second-round (Moscow Dynamo, Russia) of the 1992 NHL Entry Draft. Traded to Washington Capitals for Curtis Leschyshyn, November 9, 1996.												
<b>Nodl, Andreas</b>	<b>11-13</b>	<b>RW-14</b>	<b>56</b>	<b>3</b>	<b>5</b>	<b>8</b>	<b>8</b>	—	—	—	—	—
Claimed on waivers from the Philadelphia Flyers, November 29, 2011. Released, July 2013.												
<b>Nolan, Brandon</b>	<b>07-08</b>	<b>C/LW-36</b>	<b>6</b>	<b>0</b>	<b>1</b>	<b>1</b>	<b>0</b>	—	—	—	—	—
Signed as a free agent, July 2, 2007. Contract expired July 1, 2008.												
<b>Nordgren, Niklas</b>	<b>05-06</b>	<b>LW-44</b>	<b>43</b>	<b>4</b>	<b>2</b>	<b>6</b>	<b>30</b>	—	—	—	—	—
Selected in the NHL Entry Draft (MoDo Jr. – Sweden), June 21, 1997. Traded to Pittsburgh along with Krystofer Kolanos and a second-round draft pick in 2007 for Mark Recchi, March 9, 2006.												
<b>Norwood, Lee</b>	<b>91-92</b>	<b>D-23</b>	<b>6</b>	<b>0</b>	<b>0</b>	<b>0</b>	<b>16</b>	—	—	—	—	—
Acquired from New Jersey Devils for “future considerations,” October 1991. Traded to St. Louis Blues for “future considerations,” November 1991.												
<b>Nylander, Michael</b>	<b>92-94</b>	<b>C-36/92</b>	<b>117</b>	<b>22</b>	<b>55</b>	<b>77</b>	<b>60</b>	—	—	—	—	—
Selected in NHL Entry Draft (Aik Solna, Sweden), June 1991. Traded with Zarley Zalapski and James Patrick to Calgary Flames for Gary Suter, Paul Ranheim and Ted Drury, March 1994.												
<b>-O-</b>												
<b>O'Donnell, Fred</b>	<b>74-76</b>	<b>RW-16</b>	<b>155</b>	<b>32</b>	<b>26</b>	<b>58</b>	<b>165</b>	<b>20</b>	<b>2</b>	<b>5</b>	<b>7</b>	<b>35</b>
Signed as a free agent from Vancouver Canucks, February 1974. Traded to Florida Breakers (later renamed the Minnesota Fighting Saints) with Bob McManama for Wayne Connelly, June 1976.												
<b>O'Neill, Jeff</b>	<b>95-04</b>	<b>C-92/19</b>	<b>673</b>	<b>198</b>	<b>218</b>	<b>416</b>	<b>552</b>	<b>34</b>	<b>9</b>	<b>8</b>	<b>17</b>	<b>37</b>
Selected in NHL Entry Draft (Guelph Storm, OHL), June 1994. Traded to Toronto in exchange for a conditional pick in the 2006 NHL Entry Draft, July 2005.												
<b>O'Sullivan, Patrick</b>	<b>10</b>	<b>C-19</b>	<b>10</b>	<b>1</b>	<b>0</b>	<b>1</b>	<b>2</b>	—	—	—	—	—
Signed as a free agent, September 17, 2010. Claimed on waivers by the Minnesota Wild, November 23, 2010.												
<b>Osala, Oskar</b>	<b>10</b>	<b>LW-32</b>	<b>1</b>	<b>0</b>	<b>0</b>	<b>0</b>	<b>0</b>	—	—	—	—	—
Acquired from Washington along with Brian Pothier and Washington's 2011 second-round pick in exchange for Joe Corvo, March 3, 2010.												
<b>Ouimet, Ted</b>	<b>74-75</b>	<b>G-30</b>	<b>1</b>	<b>0</b>	<b>0</b>	<b>0</b>	<b>0</b>	—	—	—	—	—
Purchased from Cleveland Crusaders, December 1975. Re-sold to Cleveland, January 1976.												
<b>Ozolinsh, Sandis</b>	<b>00-02</b>	<b>D-8</b>	<b>118</b>	<b>16</b>	<b>51</b>	<b>67</b>	<b>105</b>	<b>6</b>	<b>0</b>	<b>1</b>	<b>1</b>	<b>5</b>
Acquired from Colorado Avalanche along with a second round pick in 2000 (Tomas Kurka) in exchange for Nolan Pratt, the Hurricanes' first round pick (Vaclav Nedorost) and two second round picks (Jared Anlin, Argis Saviels) in 2000 on June 24, 2000. Traded to Florida Panthers along with Byron Ritchie in exchange for Bret Hedican, Kevyn Adams and Tomas Malec, January 16, 2002.												
<b>-P-</b>												
<b>Paiement, Rosaire</b>	<b>75-77</b>	<b>C-12</b>	<b>93</b>	<b>33</b>	<b>45</b>	<b>78</b>	<b>101</b>	<b>17</b>	<b>4</b>	<b>11</b>	<b>15</b>	<b>41</b>
Acquired from Denver Spurs for a first-round 1976 draft choice, June 1975. Traded to Indianapolis Racers for Gary MacGregor, November 1976.												
<b>Palushaj, Aaron</b>	<b>14</b>	<b>RW-37</b>	<b>2</b>	<b>0</b>	<b>0</b>	<b>0</b>	<b>0</b>	—	—	—	—	—
Signed as a free agent, July 11, 2013. Released, July 2014.												
<b>Parker, Jeff</b>	<b>90-91</b>	<b>RW-25</b>	<b>4</b>	<b>0</b>	<b>0</b>	<b>0</b>	<b>4</b>	—	—	—	—	—
Acquired from Pittsburgh Penguins with Zarley Zalapski and John Cullen in exchange for Ron Francis, Ulf Samuelsson and Grant Jennings, March 1991. Released, November 1992.												
<b>Paterson, Mark</b>	<b>82-86</b>	<b>D-6</b>	<b>29</b>	<b>3</b>	<b>3</b>	<b>6</b>	<b>33</b>	—	—	—	—	—
Selected in NHL Entry Draft (Ottawa, OHL), June 1982. Traded to Calgary Flames for Yves Courteau, October 1985.												
<b>Patrick, James</b>	<b>93-94</b>	<b>D-4</b>	<b>47</b>	<b>8</b>	<b>20</b>	<b>28</b>	<b>32</b>	—	—	—	—	—
Acquired with Darren Turcotte from New York Rangers for Steve Larmer, Nick Kypreos, Barry Richter and a 1994 sixth-round draft pick (Yuri Litvinov) November 1993. Traded with Zarley Zalapski and Michael Nylander to Calgary Flames for Gary Suter, Paul Ranheim and Ted Drury, March 1994.												

	YEARS	POS.-NO.	REGULAR SEASON					PLAYOFFS				
			GP	G	A	TP	PIM	GP	G	A	TP	PIM
<b>Pavese, Jim</b>	<b>88-89</b>	<b>LW/D-31/4</b>	<b>5</b>	<b>0</b>	<b>0</b>	<b>0</b>	<b>5</b>	<b>1</b>	<b>0</b>	<b>0</b>	<b>0</b>	<b>0</b>
Acquired from Detroit Red Wings for Torrie Robertson, March 1989.												
<b>Pedersen, Allen</b>	<b>92-94</b>	<b>D-41</b>	<b>66</b>	<b>1</b>	<b>4</b>	<b>5</b>	<b>69</b>	—	—	—	—	—
Acquired from Minnesota North Stars for a 1993 sixth round draft pick (Rick Mrozik), June 1992.												
<b>Pederson, Barry</b>	<b>91-92</b>	<b>C-25</b>	<b>5</b>	<b>2</b>	<b>2</b>	<b>4</b>	<b>0</b>	—	—	—	—	—
Signed as a free agent, September 1991. Released, November 1991.												
<b>Pellerin, Scott</b>	<b>01</b>	<b>LW-38</b>	<b>19</b>	<b>0</b>	<b>5</b>	<b>5</b>	<b>6</b>	<b>6</b>	<b>0</b>	<b>0</b>	<b>0</b>	<b>4</b>
Acquired from Minnesota Wild for a third round pick in 2001 Entry Draft, rights to Askhat Rakhmatullin and future considerations. Signed by Boston Bruins as a free agent, July 26, 2001.												
<b>Peloffy, Andre</b>	<b>78-79</b>	<b>C-20</b>	<b>10</b>	<b>2</b>	<b>0</b>	<b>2</b>	<b>2</b>	<b>2</b>	<b>0</b>	<b>0</b>	<b>0</b>	<b>0</b>
Signed as a free agent from Springfield Indians (AHL), August 1977. Released, July 1978.												
<b>Peters, Justin</b>	<b>10-14</b>	<b>G-60/35</b>	<b>68</b>	<b>0</b>	<b>2</b>	<b>2</b>	<b>8</b>	—	—	—	—	—
Selected in the NHL Entry Draft (Toronto-St. Michaels OHL), June 26, 2004. Released, July 2014.												
<b>Peterson, Brent</b>	<b>87-88</b>	<b>C-17</b>	<b>52</b>	<b>2</b>	<b>7</b>	<b>9</b>	<b>40</b>	—	—	—	—	—
Selected from Vancouver Canucks in NHL Waiver Draft, October 1987. Retired, July 1989.												
<b>Petrovicky, Robert</b>	<b>92-95</b>	<b>C-39</b>	<b>77</b>	<b>9</b>	<b>11</b>	<b>20</b>	<b>84</b>	—	—	—	—	—
Selected in NHL Entry Draft (Dukla Trencin, Czech.), June 1992. Traded to Dallas for Dan Kesa on November 29, 1995.												
<b>Petrzalek, Jakub</b>	<b>09</b>	<b>RW-56</b>	<b>2</b>	<b>0</b>	<b>1</b>	<b>1</b>	<b>0</b>	—	—	—	—	—
Acquired from the New York Rangers in exchange for Brad Isbister, November 21, 2006. Released, July 2009.												
<b>Pettersson, Jorgen</b>	<b>85-86</b>	<b>LW-22</b>	<b>23</b>	<b>5</b>	<b>5</b>	<b>10</b>	<b>2</b>	—	—	—	—	—
Acquired from St. Louis Blues to complete an earlier deal in which Hartford traded Mark Johnson and Greg Millen to St. Louis for Mike Liut and "future considerations," April 1985. Traded to Washington Capitals for Doug Jarvis, December 1985.												
<b>Picard, Alexandre</b>	<b>10</b>	<b>D-45</b>	<b>9</b>	<b>0</b>	<b>0</b>	<b>0</b>	<b>6</b>	—	—	—	—	—
Acquired from Ottawa along with Ottawa's 2010 second-round pick in exchange for Matt Cullen, February 12, 2010. Signed with Montreal as a free agent, July 2010.												
<b>Picard, Michel</b>	<b>90-92</b>	<b>LW-47</b>	<b>25</b>	<b>4</b>	<b>5</b>	<b>9</b>	<b>8</b>	—	—	—	—	—
Selected in NHL Entry Draft (Trois-Riviere, QMJHL), June 1989. Traded to San Jose Sharks for "future considerations" (Yvon Corriveau), October 1992.												
<b>Pierce, Randy</b>	<b>83-85</b>	<b>RW-38</b>	<b>34</b>	<b>9</b>	<b>5</b>	<b>14</b>	<b>17</b>	—	—	—	—	—
Signed as a free agent (New Jersey), December 1982. Released, July 1985.												
<b>Pietrangelo, Frank</b>	<b>91-94</b>	<b>G-40</b>	<b>54</b>	<b>0</b>	<b>0</b>	<b>0</b>	<b>6</b>	<b>7</b>	<b>0</b>	<b>0</b>	<b>0</b>	<b>0</b>
Acquired from Pittsburgh Penguins for third- and seventh-round 1994 draft picks (Sven Butenschon, Serge Anbin), March 1992. Signed by New York Islanders as a free agent, August 1994.												
<b>Pitkanen, Joni</b>	<b>08-13</b>	<b>D-25</b>	<b>266</b>	<b>24</b>	<b>116</b>	<b>140</b>	<b>218</b>	<b>18</b>	<b>0</b>	<b>8</b>	<b>8</b>	<b>16</b>
Acquired from the Edmonton Oilers in exchange for Erik Cole, July 1, 2008. Released, July 2014.												
<b>Pleau, Larry</b>	<b>72-79</b>	<b>C/W-4/24/29</b>	<b>468</b>	<b>157</b>	<b>215</b>	<b>372</b>	<b>180</b>	<b>66</b>	<b>29</b>	<b>22</b>	<b>51</b>	<b>37</b>
Selected in WHA Player Selection Draft, February 1972 (Montreal). Traded to Indianapolis Racers, June 1978, but vetoed trade. Retired, September 1978. Came out of retirement, January 1979. Retired, September 1979.												
<b>Plumb, Ron</b>	<b>77-80</b>	<b>D-6</b>	<b>131</b>	<b>8</b>	<b>29</b>	<b>37</b>	<b>65</b>	<b>23</b>	<b>2</b>	<b>8</b>	<b>10</b>	<b>16</b>
Acquired from Cincinnati Stingers for Greg Carroll, February 1978. Released, July 1981.												
<b>Ponikarovskiy, Alexei</b>	<b>11-12</b>	<b>LW-23</b>	<b>49</b>	<b>7</b>	<b>8</b>	<b>15</b>	<b>26</b>	—	—	—	—	—
Signed as a free agent, July 2011. Traded to New Jersey in exchange for Joe Sova and a fourth-round pick (Jaccob Slavin) in the 2012 draft, January 2012.												
<b>Pothier, Brian</b>	<b>10</b>	<b>D-5</b>	<b>20</b>	<b>1</b>	<b>3</b>	<b>4</b>	<b>11</b>	—	—	—	—	—
Acquired from Washington along with Oskar Osala and Washington's 2011 second-round pick in exchange for Joe Corvo, March 3, 2010. Signed as a free agent with Geneve-Servette HC (Switzerland), July 2010.												
<b>Poulin, Patrick</b>	<b>91-94</b>	<b>LW-37/24</b>	<b>93</b>	<b>22</b>	<b>32</b>	<b>54</b>	<b>50</b>	<b>7</b>	<b>2</b>	<b>1</b>	<b>3</b>	<b>0</b>
Selected in NHL Entry Draft (St. Hyac, QMJHL), June 1991. Traded with Eric Weinrich to Chicago for Steve Larmer and Bryan Marchment, November 1993.												
<b>Pratt, Nolan</b>	<b>96-00</b>	<b>D-41/4</b>	<b>157</b>	<b>4</b>	<b>19</b>	<b>23</b>	<b>235</b>	<b>3</b>	<b>0</b>	<b>0</b>	<b>0</b>	<b>2</b>
Selected in 1993 NHL Entry Draft (Portland, WHL) in fifth round (115th overall). Traded to Colorado Avalanche along with Carolina's first-round pick (Vaclav Nedorost) and two second-round picks (Jared Aulin, Argis Saviels) in 2000 in exchange for Sandis Ozolinsh and a second-round pick in 2000 (Tomas Kurka), June 24, 2000.												
<b>Primeau, Keith</b>	<b>96-99</b>	<b>C-55</b>	<b>234</b>	<b>82</b>	<b>94</b>	<b>176</b>	<b>346</b>	<b>6</b>	<b>0</b>	<b>3</b>	<b>3</b>	<b>6</b>
Acquired along with Paul Coffey and a 1997 first-round draft pick (Nikos Tselios) from Detroit Red Wings for Brendan Shanahan and Brian Glynn on October 9, 1996. Traded to Philadelphia Flyers along with a fifth-round pick for Rod Brind'Amour, Jean-Marc Pelletier and a second-round pick in 2000, January 23, 2000.												
<b>Pronger, Chris</b>	<b>93-95</b>	<b>D-44</b>	<b>124</b>	<b>10</b>	<b>34</b>	<b>44</b>	<b>167</b>	—	—	—	—	—
Selected in NHL Entry Draft (Peterborough, OHL), June 1993. Hartford acquired San Jose's pick (2nd overall) in the 1993 draft in exchange for Hartford's first, second, and third picks in the 1993 draft and future considerations (Sergei Makarov). Also, Hartford sent a 1994 second-round pick to the Florida Panthers (Jason Podollan). Traded to St. Louis Blues for Brendan Shanahan, July 1995.												
<b>Propp, Brian</b>	<b>93-94</b>	<b>LW-15/26</b>	<b>65</b>	<b>12</b>	<b>17</b>	<b>29</b>	<b>44</b>	—	—	—	—	—
Signed as a free agent, October 1993. Released, June 1994.												
<b>-Q-</b>												
<b>Quenneville, Joel</b>	<b>83-90</b>	<b>D-3</b>	<b>457</b>	<b>25</b>	<b>70</b>	<b>95</b>	<b>408</b>	<b>26</b>	<b>0</b>	<b>7</b>	<b>7</b>	<b>18</b>
Acquired from Calgary Flames with Richie Dunn for Mickey Volcan, July 1983. Traded to Washington Capitals for cash, October 1990.												
<b>-R-</b>												
<b>Raeder, Cap</b>	<b>75-77</b>	<b>G-35</b>	<b>29</b>	<b>0</b>	<b>0</b>	<b>0</b>	<b>2</b>	<b>15</b>	<b>0</b>	<b>1</b>	<b>1</b>	<b>0</b>
Selected in WHA Amateur Draft (University of New Hampshire), June 1975. Released, August 1978.												
<b>Ranheim, Paul</b>	<b>93-00</b>	<b>LW-14/28</b>	<b>432</b>	<b>49</b>	<b>80</b>	<b>129</b>	<b>117</b>	<b>6</b>	<b>0</b>	<b>0</b>	<b>0</b>	<b>2</b>
Acquired with Gary Suter and Ted Drury from Calgary Flames for Zarley Zalapski, James Patrick and Michael Nylander, March 1994. Traded to Philadelphia Flyers in exchange for an eighth-round pick in 2002 entry draft, May 31, 2000.												
<b>Reaugh, Daryl</b>	<b>90-92</b>	<b>G-31</b>	<b>20</b>	<b>0</b>	<b>0</b>	<b>0</b>	<b>4</b>	—	—	—	—	—
Signed as a free agent, September 1989. Released, June 1992.												
<b>Recchi, Mark</b>	<b>06-06</b>	<b>RW-18</b>	<b>20</b>	<b>4</b>	<b>3</b>	<b>7</b>	<b>12</b>	<b>25</b>	<b>7</b>	<b>9</b>	<b>16</b>	<b>18</b>
Acquired from Pittsburgh for Krystofer Kolanos, Niklas Nordgren and a second-round draft pick in 2007, March 9, 2006.												
<b>Reeds, Mark</b>	<b>87-89</b>	<b>RW-14/38</b>	<b>45</b>	<b>0</b>	<b>8</b>	<b>8</b>	<b>37</b>	<b>0</b>	<b>0</b>	<b>0</b>	<b>0</b>	<b>0</b>
Acquired from St. Louis for a third-round 1989 draft pick, September 1987. (Later upgraded to a 1989 second-round pick in Charles Bourgeois deal [Rick Corriveau].)												
<b>Reese, Jeff</b>	<b>93-95</b>	<b>G-35/30</b>	<b>37</b>	<b>0</b>	<b>1</b>	<b>1</b>	<b>0</b>	—	—	—	—	—
Acquired from Calgary for Dan Kecmer, November 1993. Traded to Tampa Bay for a ninth-round draft pick in 1996 (Askhat Rakhmatullin), December 1, 1995.												

# ALL-TIME ROSTER

	YEARS	POS.-NO.	REGULAR SEASON					PLAYOFFS				
			GP	G	A	TP	PIM	GP	G	A	TP	PIM
<b>Renaud, Mark</b>	<b>79-83</b>	<b>D-32/20/28/25</b>	<b>142</b>	<b>5</b>	<b>47</b>	<b>52</b>	<b>80</b>	—	—	—	—	—
Selected in NHL Entry Draft (Niagara Falls, OHL), August 1979. Selected by Buffalo Sabres in NHL Waiver Draft, October 1983.												
<b>Rice, Steven</b>	<b>94-98</b>	<b>R-12</b>	<b>224</b>	<b>44</b>	<b>40</b>	<b>84</b>	<b>205</b>	—	—	—	—	—
Signed as a free agent, August 1994. Bryan Marchment awarded as compensation to Edmonton Oilers.												
<b>Richards, Todd</b>	<b>90-92</b>	<b>D-46</b>	<b>8</b>	<b>0</b>	<b>4</b>	<b>4</b>	<b>6</b>	<b>11</b>	<b>0</b>	<b>3</b>	<b>3</b>	<b>6</b>
Acquired from Montreal Canadiens in October 1990. Released, June 1993.												
<b>Richmond, Danny</b>	<b>05-06</b>	<b>D-51</b>	<b>10</b>	<b>0</b>	<b>1</b>	<b>1</b>	<b>7</b>	—	—	—	—	—
Selected in NHL Entry Draft (Michigan, CCHA), June 21, 2003. Traded to Chicago along with a fourth-round pick in 2006 for Anton Babchuk and a fourth-round pick in 2007.												
<b>Ritchie, Byron</b>	<b>98-02</b>	<b>C-15</b>	<b>33</b>	<b>0</b>	<b>2</b>	<b>2</b>	<b>19</b>	—	—	—	—	—
Selected in NHL Entry Draft (Leithbridge, WHL), June 1995. Traded to Florida Panthers along with Sandis Ozolinsh for Bret Hedican, Kevyn Adams and Tomas Malec, January 16, 2002.												
<b>Roberts, Doug</b>	<b>75-77</b>	<b>D-14</b>	<b>140</b>	<b>7</b>	<b>31</b>	<b>38</b>	<b>84</b>	<b>19</b>	<b>1</b>	<b>1</b>	<b>2</b>	<b>8</b>
Signed as a free agent (Detroit, NHL), September 1975. Released, July 1977.												
<b>Roberts, Gary</b>	<b>97-00</b>	<b>LW-10</b>	<b>207</b>	<b>57</b>	<b>87</b>	<b>144</b>	<b>343</b>	<b>6</b>	<b>1</b>	<b>1</b>	<b>2</b>	<b>8</b>
Acquired from Calgary along with Trevor Kidd for Andrew Cassels and Jean-Sebastien Giguere, August 25, 1997. Signed by Toronto as a free agent, July 4, 2000.												
<b>Roberts, Gordie</b>	<b>75-81</b>	<b>D-7</b>	<b>418</b>	<b>52</b>	<b>183</b>	<b>235</b>	<b>672</b>	<b>49</b>	<b>5</b>	<b>21</b>	<b>26</b>	<b>83</b>
Signed as an underage junior from Victoria (WCHL), September 1975. Traded to Minnesota North Stars for Mike Fidler, December 1980.												
<b>Robertson, Torrie</b>	<b>83-88</b>	<b>LW-32</b>	<b>299</b>	<b>34</b>	<b>75</b>	<b>109</b>	<b>1284</b>	<b>16</b>	<b>1</b>	<b>1</b>	<b>2</b>	<b>73</b>
Acquired from Washington Capitals for Greg Adams, October 1983. Traded to Detroit Red Wings for Jim Pavese, March 1989.												
<b>Rodney, Bryan</b>	<b>08-11</b>	<b>D-28/33/29</b>	<b>33</b>	<b>1</b>	<b>12</b>	<b>13</b>	<b>12</b>	—	—	—	—	—
Signed as a free agent, May 12, 2008. Released, July 2011.												
<b>Rogers, Mike</b>	<b>75-81</b>	<b>C-17</b>	<b>434</b>	<b>182</b>	<b>285</b>	<b>467</b>	<b>139</b>	<b>49</b>	<b>13</b>	<b>24</b>	<b>37</b>	<b>14</b>
Acquired from Edmonton Oilers with "future considerations" for Wayne Carleton, January 1976. Traded to New York Rangers for Gerry McDonald, Doug Sulliman and Chris Kotsopoulos, October 1981.												
<b>Rourke, Allan</b>	<b>03-04</b>	<b>D-38</b>	<b>25</b>	<b>1</b>	<b>2</b>	<b>3</b>	<b>22</b>	—	—	—	—	—
Acquired from the Toronto Maple Leafs for Harold Druken and Jeff Daw, May 2003.												
<b>Rowe, Tom</b>	<b>80-82</b>	<b>RW-12/29</b>	<b>115</b>	<b>23</b>	<b>32</b>	<b>55</b>	<b>256</b>	<b>3</b>	<b>2</b>	<b>0</b>	<b>2</b>	<b>0</b>
Acquired from Washington Capitals for Alan Hangesleben, January 1980. Released, December 1981.												
<b>Roy, Pierre</b>	<b>78-79</b>	<b>D-3</b>	<b>1</b>	<b>0</b>	<b>0</b>	<b>0</b>	<b>2</b>	—	—	—	—	—
Signed for one game, April 1979. Released, April 1979.												
<b>Rucinski, Mike</b>	<b>98-00</b>	<b>D-46/18</b>	<b>26</b>	<b>0</b>	<b>2</b>	<b>2</b>	<b>10</b>	—	—	—	—	—
Selected in NHL Entry Draft, July 8, 1995. Traded to New Jersey Devils for Ted Drury, March 4, 2002.												
<b>Ruutu, Tuomo</b>	<b>08-14</b>	<b>C/LW-15</b>	<b>378</b>	<b>90</b>	<b>126</b>	<b>216</b>	<b>291</b>	<b>16</b>	<b>1</b>	<b>3</b>	<b>4</b>	<b>8</b>
Acquired from the Chicago Blackhawks in exchange for left wing Andrew Ladd, February 26, 2008. Traded to the New Jersey Devils in exchange for forward Andrei Loktionov, March 5, 2014.												
<b>Ryan, Michael</b>	<b>08-09</b>	<b>C-36/20</b>	<b>18</b>	<b>0</b>	<b>2</b>	<b>2</b>	<b>2</b>	—	—	—	—	—
Signed as a free agent, October 31, 2008. Released, June 2010.												
<b>-S-</b>												
<b>Samson, Jerome</b>	<b>10-12</b>	<b>RW-71/67</b>	<b>46</b>	<b>2</b>	<b>7</b>	<b>9</b>	<b>18</b>	—	—	—	—	—
Signed as a free agent, July 2, 2007. Released, July 2013.												
<b>Samsonov, Sergei</b>	<b>08-11</b>	<b>LW-14</b>	<b>249</b>	<b>54</b>	<b>81</b>	<b>135</b>	<b>82</b>	<b>17</b>	<b>5</b>	<b>3</b>	<b>8</b>	<b>6</b>
Claimed on waivers from the Chicago Blackhawks, January 8, 2008. Traded to the Florida Panthers in exchange for Bryan Allen, February 28, 2011.												
<b>Samuelsson, Ulf</b>	<b>84-91</b>	<b>D-5</b>	<b>463</b>	<b>31</b>	<b>144</b>	<b>175</b>	<b>1108</b>	<b>31</b>	<b>2</b>	<b>5</b>	<b>7</b>	<b>109</b>
Selected in NHL Entry Draft (Leksands, Sweden), June 1982. Traded to Pittsburgh Penguins with Ron Francis and Grant Jennings for John Cullen, Zarley Zalapski and Jeff Parker, March 1991.												
<b>Sanderson, Geoff</b>	<b>90-98</b>	<b>LW/C-13/8</b>	<b>479</b>	<b>196</b>	<b>173</b>	<b>369</b>	<b>195</b>	<b>10</b>	<b>1</b>	<b>0</b>	<b>1</b>	<b>2</b>
Selected in NHL Entry Draft, June 1990. Traded to Vancouver along with Sean Burke and Enrico Ciccone for Kirk McLean and Martin Gelinas, January 3, 1998.												
<b>Sandlak, Jim</b>	<b>93-95</b>	<b>R-14/52</b>	<b>40</b>	<b>6</b>	<b>2</b>	<b>8</b>	<b>32</b>	—	—	—	—	—
Acquired from Vancouver Canucks as "future consideration" in March 1993 trade that saw the Whalers send Murray Craven and a 1993 fifth-round draft pick (Scott Walker) for Robert Kron, a 1993 third-round draft pick (Marek Malik) and "future considerations," May 1993. Contract expired, June 1995.												
<b>Sanguinetti, Bobby</b>	<b>11-13</b>	<b>D-24</b>	<b>40</b>	<b>2</b>	<b>4</b>	<b>6</b>	<b>4</b>	—	—	—	—	—
Acquired from the New York Rangers in exchange for a sixth-round pick in the 2010 NHL Entry Draft and a second-round pick in the 2012 NHL Entry Draft, June 26, 2010. Released, July 2013.												
<b>Sarrizin, Dick</b>	<b>72-73</b>	<b>RW-16</b>	<b>35</b>	<b>4</b>	<b>7</b>	<b>11</b>	<b>0</b>	—	—	—	—	—
Selected in WHA Player Selection Draft (Philadelphia Flyers), February 1973. Traded to Chicago Cougars for cash and an undisclosed draft choice, October 1973.												
<b>Savard, Jean</b>	<b>79-80</b>	<b>C-6</b>	<b>1</b>	<b>0</b>	<b>0</b>	<b>0</b>	<b>0</b>	—	—	—	—	—
Selected in NHL Expansion Draft (Chicago, NHL), June 1979. Released, July 1981.												
<b>Schurman, Maynard</b>	<b>79-80</b>	<b>LW/C-24</b>	<b>7</b>	<b>0</b>	<b>0</b>	<b>0</b>	<b>0</b>	—	—	—	—	—
Claimed from Philadelphia Flyers in NHL Expansion Draft, June 1979. Released, July 1980.												
<b>Seidenberg, Dennis</b>	<b>07-09</b>	<b>D-4</b>	<b>137</b>	<b>6</b>	<b>45</b>	<b>51</b>	<b>57</b>	<b>16</b>	<b>1</b>	<b>5</b>	<b>6</b>	<b>16</b>
Acquired from the Phoenix Coyotes in exchange for center Kevyn Adams, January 8, 2007. Released, July 2009.												
<b>Sekera, Andrej</b>	<b>13-14</b>	<b>D-4</b>	<b>74</b>	<b>11</b>	<b>33</b>	<b>44</b>	<b>20</b>	—	—	—	—	—
Acquired from the Buffalo Sabres in exchange for defenseman Jamie McBain and Carolina's 2013 second-round pick (35th overall - J.T. Compher).												
<b>Selby, Brit</b>	<b>73-74</b>	<b>LW-18</b>	<b>65</b>	<b>13</b>	<b>29</b>	<b>42</b>	<b>48</b>	<b>13</b>	<b>3</b>	<b>4</b>	<b>7</b>	<b>13</b>
Acquired from Philadelphia Blazers for Bob Brown, November 1972. Traded to Toronto Toros for Bob Charlebois, June 1973.												
<b>Selwood, Brad</b>	<b>72-79</b>	<b>D-3</b>	<b>431</b>	<b>42</b>	<b>143</b>	<b>185</b>	<b>556</b>	<b>63</b>	<b>6</b>	<b>12</b>	<b>18</b>	<b>81</b>
Selected in WHA Player Selection Draft (Toronto, WHA), February 1972. Chosen by Montreal Canadiens in NHL Reclaim Draft, June 1979.												
<b>Semenko, Dave</b>	<b>86-87</b>	<b>LW-72</b>	<b>57</b>	<b>4</b>	<b>8</b>	<b>12</b>	<b>87</b>	<b>4</b>	<b>0</b>	<b>0</b>	<b>0</b>	<b>15</b>
Acquired from Edmonton Oilers for a third-round 1988 draft pick (Trevor Sim), December 1986. Traded to Toronto Maple Leafs for Bill Root, September 1987.												
<b>Semin, Alexander</b>	<b>13-14</b>	<b>LW-28</b>	<b>109</b>	<b>35</b>	<b>51</b>	<b>86</b>	<b>88</b>	—	—	—	—	—
Signed as a free agent, July 26, 2012.												
<b>Shanahan, Brendan</b>	<b>95-96</b>	<b>LW-94</b>	<b>76</b>	<b>45</b>	<b>34</b>	<b>79</b>	<b>125</b>	—	—	—	—	—
Acquired from St. Louis Blues for Chris Pronger, July 27, 1995. Traded to Detroit Red Wings along with Brian Glynn for Keith Primeau, Paul Coffey and a first-round draft pick in 1997 (Nikos Tselios).												

	YEARS	POS.-NO.	REGULAR SEASON					PLAYOFFS				
			GP	G	A	TP	PIM	GP	G	A	TP	PIM
<b>Shank, Daniel</b>	<b>91-92</b>	<b>RW-36</b>	<b>13</b>	<b>2</b>	<b>0</b>	<b>2</b>	<b>18</b>	<b>5</b>	<b>0</b>	<b>0</b>	<b>0</b>	<b>22</b>
Acquired from Detroit Red Wings for Chris Tancill, December 1991. Signed by Tampa Bay Lightning as a free agent, August 1992.												
<b>Shaw, Brad</b>	<b>85-92</b>	<b>D-33/25/32</b>	<b>210</b>	<b>11</b>	<b>84</b>	<b>95</b>	<b>107</b>	<b>19</b>	<b>4</b>	<b>8</b>	<b>12</b>	<b>6</b>
Acquired from Detroit Red Wings for an eighth-round 1984 draft pick (Lars Karlsson), May 1984. Signed to play in Italy, June 1988. Returned to Hartford, March 1989. Traded to New Jersey Devils for "future considerations," June 1992.												
<b>Sheehy, Neil</b>	<b>87-88</b>	<b>D-0</b>	<b>26</b>	<b>1</b>	<b>4</b>	<b>5</b>	<b>116</b>	<b>1</b>	<b>0</b>	<b>0</b>	<b>0</b>	<b>7</b>
Acquired from Calgary Flames with Carey Wilson and rights to Lane MacDonald for Shane Churla and Dana Murzyn, January 1988. Traded to Washington Capitals with Mike Millar for Grant Jennings and Ed Kastelic, July 1988.												
<b>Sheehy, Tim</b>	<b>72-75/77-78/79-80</b>	<b>C/RW-15/10</b>	<b>244</b>	<b>92</b>	<b>92</b>	<b>184</b>	<b>70</b>	<b>35</b>	<b>14</b>	<b>19</b>	<b>33</b>	<b>26</b>
Chosen in WHA Player Selection Draft (U.S. Olympic Team), February 1972. Traded to Edmonton Oilers for Ron Climie, February 1975. Acquired from Detroit Red Wings for "future considerations," February 1979. Released, July 1980.												
<b>Sheppard, Ray</b>	<b>98-99</b>	<b>RW-26</b>	<b>84</b>	<b>29</b>	<b>35</b>	<b>64</b>	<b>18</b>	<b>6</b>	<b>5</b>	<b>1</b>	<b>6</b>	<b>2</b>
Acquired from the Florida Panthers for Kirk McLean, March 24, 1998. Signed as a free agent by the Florida Panthers, November 15, 1999.												
<b>Sherven, Gord</b>	<b>86-87</b>	<b>C/RW-36/22</b>	<b>8</b>	<b>0</b>	<b>0</b>	<b>0</b>	<b>0</b>	<b>-</b>	<b>-</b>	<b>-</b>	<b>-</b>	<b>-</b>
Claimed from Edmonton Oilers in NHL Waiver Draft, October 1986. Joined Canadian Olympic Team, August 1987. Re-joined Hartford Whalers, February 1988. Signed to play in Switzerland, June 1988.												
<b>Shmyr, Paul</b>	<b>81-82</b>	<b>D-3</b>	<b>66</b>	<b>1</b>	<b>11</b>	<b>12</b>	<b>134</b>	<b>-</b>	<b>-</b>	<b>-</b>	<b>-</b>	<b>-</b>
Signed as a free agent after release by Minnesota North Stars, October 1981. Released, July 1982.												
<b>Sidorkiewicz, Peter</b>	<b>87-92</b>	<b>G-30</b>	<b>178</b>	<b>0</b>	<b>9</b>	<b>9</b>	<b>12</b>	<b>15</b>	<b>0</b>	<b>1</b>	<b>1</b>	<b>2</b>
Acquired from Washington Capitals with Dean Evason for David A. Jensen, March 1985. Selected by Ottawa Senators in NHL Expansion Draft, June 1992.												
<b>Siltanen, Risto</b>	<b>82-86</b>	<b>D-8</b>	<b>277</b>	<b>40</b>	<b>118</b>	<b>158</b>	<b>122</b>	<b>-</b>	<b>-</b>	<b>-</b>	<b>-</b>	<b>-</b>
Acquired with Brent Loney from Edmonton Oilers for Ken Linseman and Don Nachbaur, August 1982. Traded to Quebec Nordiques for John Anderson, March 1986.												
<b>Sims, Al</b>	<b>79-81</b>	<b>D-3</b>	<b>156</b>	<b>26</b>	<b>67</b>	<b>93</b>	<b>98</b>	<b>3</b>	<b>0</b>	<b>0</b>	<b>0</b>	<b>2</b>
Selected from Boston Bruins in NHL Expansion Draft, June 1979. Claimed by Los Angeles Kings in NHL Waiver Draft, October 1981.												
<b>Skinner, Jeff</b>	<b>10-14</b>	<b>C/RW-53</b>	<b>259</b>	<b>97</b>	<b>88</b>	<b>185</b>	<b>150</b>	<b>-</b>	<b>-</b>	<b>-</b>	<b>-</b>	<b>-</b>
Selected in NHL Entry Draft (Kitchener, OHL), June 25, 2010.												
<b>Smedsmo, Dale</b>	<b>76-77</b>	<b>LW-24</b>	<b>15</b>	<b>2</b>	<b>0</b>	<b>2</b>	<b>54</b>	<b>-</b>	<b>-</b>	<b>-</b>	<b>-</b>	<b>-</b>
Purchased from Cincinnati Stingers, November 1976. Traded to Cincinnati for "future considerations," February 1977.												
<b>Smith, Al</b>	<b>72-75/77-80</b>	<b>G-1</b>	<b>290</b>	<b>0</b>	<b>11</b>	<b>11</b>	<b>139</b>	<b>37</b>	<b>0</b>	<b>1</b>	<b>1</b>	<b>14</b>
Selected in WHA Player Selection Draft (Detroit), February 1972. Released, January 1976. Signed as a free agent, August 1977. Sold to Colorado Rockies, September 1980.												
<b>Smith, Guy</b>	<b>72-74</b>	<b>RW-19</b>	<b>39</b>	<b>4</b>	<b>8</b>	<b>12</b>	<b>31</b>	<b>11</b>	<b>2</b>	<b>0</b>	<b>2</b>	<b>4</b>
Selected in WHA Player Selection Draft (New Hampshire, ECAC), February 1972. Released, October 1973.												
<b>Smith, Stuart</b>	<b>79-83</b>	<b>D-33/3</b>	<b>77</b>	<b>2</b>	<b>10</b>	<b>12</b>	<b>95</b>	<b>-</b>	<b>-</b>	<b>-</b>	<b>-</b>	<b>-</b>
Selected in NHL Entry Draft (Peterborough, OHL), August 1979. Released, July 1985.												
<b>Smyth, Kevin</b>	<b>93-96</b>	<b>LW-51/20/14</b>	<b>58</b>	<b>6</b>	<b>8</b>	<b>14</b>	<b>31</b>	<b>-</b>	<b>-</b>	<b>-</b>	<b>-</b>	<b>-</b>
Selected in NHL Entry Draft (Moose Jaw, WHL), June 1992. Signed as a free agent with Orlando Solar Bears (IHL), August 1996.												
<b>Spacek, Jaroslav</b>	<b>11-12</b>	<b>D-8</b>	<b>34</b>	<b>5</b>	<b>7</b>	<b>12</b>	<b>6</b>	<b>-</b>	<b>-</b>	<b>-</b>	<b>-</b>	<b>-</b>
Acquired from the Montreal Canadiens in exchange for Tomas Kaberle, December 9, 2011. Released, July 2012.												
<b>Staal, Eric</b>	<b>03-14</b>	<b>C-12</b>	<b>769</b>	<b>289</b>	<b>399</b>	<b>688</b>	<b>605</b>	<b>43</b>	<b>19</b>	<b>24</b>	<b>43</b>	<b>12</b>
Selected in NHL Entry Draft (Peterborough, OHL), June 21, 2003.												
<b>Staal, Jared</b>	<b>13</b>	<b>RW-13</b>	<b>2</b>	<b>0</b>	<b>0</b>	<b>0</b>	<b>2</b>	<b>-</b>	<b>-</b>	<b>-</b>	<b>-</b>	<b>-</b>
Acquired from Phoenix in exchange for a 2010 fifth-round pick (138th overall - Louis Domingue), May 13, 2010.												
<b>Staal, Jordan</b>	<b>13-14</b>	<b>C-11</b>	<b>130</b>	<b>25</b>	<b>46</b>	<b>71</b>	<b>66</b>	<b>-</b>	<b>-</b>	<b>-</b>	<b>-</b>	<b>-</b>
Acquired from Pittsburgh in exchange for Brandon Sutter, Brian Dumoulin and a 2012 first-round pick (8th overall - Derrick Pouliot), June 22, 2012.												
<b>Staniowski, Ed</b>	<b>83-85</b>	<b>G-1</b>	<b>19</b>	<b>0</b>	<b>0</b>	<b>0</b>	<b>2</b>	<b>-</b>	<b>-</b>	<b>-</b>	<b>-</b>	<b>-</b>
Acquired from Winnipeg Jets for Mike Veisor, November 1983. Released, July 1985.												
<b>Stephenson, Bob</b>	<b>79-80</b>	<b>RW-27/28</b>	<b>4</b>	<b>0</b>	<b>1</b>	<b>1</b>	<b>0</b>	<b>-</b>	<b>-</b>	<b>-</b>	<b>-</b>	<b>-</b>
Selected in WHA Dispersal Draft (Birmingham, WHA), June 1979. Traded to Toronto Maple Leafs for Pat Boutette, December 1979.												
<b>Stevens, John</b>	<b>90-95</b>	<b>D-45</b>	<b>44</b>	<b>0</b>	<b>8</b>	<b>8</b>	<b>34</b>	<b>-</b>	<b>-</b>	<b>-</b>	<b>-</b>	<b>-</b>
Signed as a free agent, July 1990. Signed as a free agent with Philadelphia Flyers, June 1996.												
<b>Stewart, Anthony</b>	<b>11-12</b>	<b>RW-13</b>	<b>77</b>	<b>9</b>	<b>11</b>	<b>20</b>	<b>30</b>	<b>-</b>	<b>-</b>	<b>-</b>	<b>-</b>	<b>-</b>
Signed as a free agent, July 2, 2011. Traded to Los Angeles along with a 2013 fourth-round pick (96th overall - later traded to Edmonton - Kyle Platzer) and a 2014 sixth-round draft pick in exchange for Kevin Westgarth.												
<b>St. Jacques, Bruno</b>	<b>03-04</b>	<b>D-25</b>	<b>53</b>	<b>2</b>	<b>7</b>	<b>9</b>	<b>43</b>	<b>-</b>	<b>-</b>	<b>-</b>	<b>-</b>	<b>-</b>
Acquired along with Pavel Brendl from Philadelphia in exchange for Sami Kapanen and Ryan Bast, February 7, 2003.												
<b>Stillman, Cory</b>	<b>05-08/11</b>	<b>LW-61</b>	<b>191</b>	<b>52</b>	<b>113</b>	<b>165</b>	<b>74</b>	<b>25</b>	<b>9</b>	<b>17</b>	<b>26</b>	<b>14</b>
Signed as a free agent, August 2, 2005. Traded to the Ottawa Senators along with Mike Commodore in exchange for Joe Corvo and Patrick Eaves, February 11, 2008. Acquired from the Florida Panthers in exchange for Ryan Carter and a 2011 fifth-round draft pick, February 22, 2011. Released, July 2011.												
<b>Storr, Jamie</b>	<b>03-04</b>	<b>G-1</b>	<b>14</b>	<b>0</b>	<b>0</b>	<b>0</b>	<b>0</b>	<b>-</b>	<b>-</b>	<b>-</b>	<b>-</b>	<b>-</b>
Signed as a free agent, October 2003. Released June, 2004.												
<b>Storm, Jim</b>	<b>93-95</b>	<b>LW-46/24</b>	<b>74</b>	<b>6</b>	<b>13</b>	<b>19</b>	<b>27</b>	<b>-</b>	<b>-</b>	<b>-</b>	<b>-</b>	<b>-</b>
Selected in NHL Entry Draft (Michigan Tech., WCHA), June 1991. Released, August 1995.												
<b>Stoughton, Blaine</b>	<b>78-84</b>	<b>RW-21</b>	<b>393</b>	<b>228</b>	<b>161</b>	<b>389</b>	<b>162</b>	<b>8</b>	<b>4</b>	<b>3</b>	<b>7</b>	<b>4</b>
Purchased from Indianapolis Racers with Dave Inkpen, November 1978. Traded to New York Rangers for Scot Kleinendorst, February 1984.												
<b>Stoyanovich, Steve</b>	<b>83-84</b>	<b>LW-7</b>	<b>23</b>	<b>3</b>	<b>5</b>	<b>8</b>	<b>11</b>	<b>-</b>	<b>-</b>	<b>-</b>	<b>-</b>	<b>-</b>
Acquired from New York Islanders for a 1985 fifth-round draft choice (Tommy Hedland), August 1983. Released, July 1984.												
<b>Sullivan, Doug</b>	<b>81-84</b>	<b>RW-22</b>	<b>221</b>	<b>57</b>	<b>71</b>	<b>128</b>	<b>73</b>	<b>-</b>	<b>-</b>	<b>-</b>	<b>-</b>	<b>-</b>
Acquired from New York Rangers with Gerry McDonald and Chris Kotsopoulos, October 1981. Released, June 1984.												
<b>Sullivan, Bob</b>	<b>82-83</b>	<b>C/LW-26</b>	<b>62</b>	<b>18</b>	<b>19</b>	<b>37</b>	<b>18</b>	<b>-</b>	<b>-</b>	<b>-</b>	<b>-</b>	<b>-</b>
Signed as a free agent (Binghamton, AHL), August 1982. Released, August 1982.												
<b>Surma, Damian</b>	<b>03-04</b>	<b>LW-52</b>	<b>2</b>	<b>1</b>	<b>1</b>	<b>2</b>	<b>0</b>	<b>-</b>	<b>-</b>	<b>-</b>	<b>-</b>	<b>-</b>
Selected in the NHL Entry Draft (Plymouth, OHL), June 26, 1999. Released June 2004.												
<b>Sutter, Brandon</b>	<b>08-12</b>	<b>C-16</b>	<b>286</b>	<b>53</b>	<b>54</b>	<b>107</b>	<b>64</b>	<b>-</b>	<b>-</b>	<b>-</b>	<b>-</b>	<b>-</b>
Selected in the NHL Entry Draft (Red Deer, WHL), June 21, 2007. Traded to the Pittsburgh Penguins along with Brian Dumoulin and a first-round pick (Derrick Pouliot) in the 2012 Draft in exchange for Jordan Staal, June 22, 2012.												
<b>Sutter, Brett</b>	<b>11-14</b>	<b>LW-42</b>	<b>36</b>	<b>1</b>	<b>4</b>	<b>5</b>	<b>24</b>	<b>-</b>	<b>-</b>	<b>-</b>	<b>-</b>	<b>-</b>
Acquired from the Calgary Flames along with Ian White in exchange for Anton Babchuk and Tom Kostopoulos, November 27, 2010. Released, July 2014.												

# ALL-TIME ROSTER

	YEARS	POS.-NO.	REGULAR SEASON					PLAYOFFS				
			GP	G	A	TP	PIM	GP	G	A	TP	PIM
<b>Svoboda, Jaroslav</b>	<b>02-04</b>	<b>LW-62</b>	<b>91</b>	<b>8</b>	<b>14</b>	<b>22</b>	<b>40</b>	<b>23</b>	<b>1</b>	<b>4</b>	<b>5</b>	<b>28</b>
Selected in NHL Entry Draft (Olomouc, Czech), June 27, 1998. Traded to the Dallas Stars for a fourth-round pick in 2005, June 2004.												
<b>Swain, Garry</b>	<b>74-77</b>	<b>C/LW-20</b>	<b>171</b>	<b>22</b>	<b>33</b>	<b>55</b>	<b>70</b>	<b>25</b>	<b>3</b>	<b>5</b>	<b>8</b>	<b>56</b>
Signed as a free agent after release by Pittsburgh Penguins, September 1974. Released, September 1977.												
<b>-T-</b>												
<b>Tanabe, David</b>	<b>99-03/06-07/07-08</b>	<b>D-21/45</b>	<b>329</b>	<b>21</b>	<b>61</b>	<b>82</b>	<b>167</b>	<b>7</b>	<b>2</b>	<b>1</b>	<b>3</b>	<b>12</b>
Selected in NHL Entry Draft (Wisconsin, WCHA) June 26, 1999. Traded to Phoenix along with Igor Knyazev for Danny Markov and a third-round draft pick, June 21, 2003. Signed as a free agent by Carolina, August 29, 2006. Released, July 2007. Signed as a free agent by Carolina, October 6, 2007.												
<b>Tancill, Chris</b>	<b>90-92</b>	<b>RW/C-37</b>	<b>19</b>	<b>1</b>	<b>1</b>	<b>2</b>	<b>6</b>	—	—	—	—	—
Selected in June 1989 NHL Supplemental Draft (Wisconsin, WCHA). Traded to Detroit Red Wings for Daniel Shank, December 1991.												
<b>Terry, Chris</b>	<b>13-14</b>	<b>F-58</b>	<b>13</b>	<b>1</b>	<b>2</b>	<b>3</b>	<b>0</b>	—	—	—	—	—
Selected in NHL Entry Draft (Plymouth, OHL), June 23, 2007.												
<b>Tetarenko, Joey</b>	<b>03</b>	<b>RW-33</b>	<b>2</b>	<b>0</b>	<b>0</b>	<b>0</b>	<b>0</b>	—	—	—	—	—
Signed as a free agent, July 2003. Released, June 2004.												
<b>Thomson, Jim</b>	<b>88-89</b>	<b>RW-18</b>	<b>5</b>	<b>0</b>	<b>0</b>	<b>0</b>	<b>14</b>	—	—	—	—	—
Acquired from Washington Capitals in exchange for Scot Kleinendorst, March 1989. Traded to New Jersey Devils for Chris Cichocki, October 1989.												
<b>Tippett, Dave</b>	<b>84-90</b>	<b>LW-15</b>	<b>483</b>	<b>75</b>	<b>120</b>	<b>195</b>	<b>181</b>	<b>33</b>	<b>3</b>	<b>8</b>	<b>11</b>	<b>14</b>
Signed as free agent (Canadian Olympic Team), March 1984. Traded to Washington for Washington's sixth-round choice (Jarrett Reid) in 1992 draft, September 30, 1990.												
<b>Thlusty, Jiri</b>	<b>09-14</b>	<b>C/LW-19</b>	<b>270</b>	<b>63</b>	<b>59</b>	<b>122</b>	<b>86</b>	—	—	—	—	—
Acquired from the Toronto Maple Leafs in exchange for the rights to Philippe Paradis, December 3, 2010.												
<b>Tomlak, Mike</b>	<b>89-94</b>	<b>C/LW-28</b>	<b>141</b>	<b>15</b>	<b>22</b>	<b>37</b>	<b>103</b>	<b>10</b>	<b>0</b>	<b>1</b>	<b>1</b>	<b>4</b>
Signed as a free agent (University of Western Ontario), May 1988. Released, June 1994.												
<b>Troy, James</b>	<b>75-77</b>	<b>RW-25</b>	<b>21</b>	<b>0</b>	<b>0</b>	<b>0</b>	<b>50</b>	<b>2</b>	<b>0</b>	<b>0</b>	<b>0</b>	<b>29</b>
Signed as a free agent (Beauce Jaros, NAHL), February 1976. Sold to Erie Blades (NAHL), January 1977.												
<b>Tselios, Nikos</b>	<b>02</b>	<b>D-48</b>	<b>2</b>	<b>0</b>	<b>0</b>	<b>0</b>	<b>2</b>	—	—	—	—	—
Selected in NHL Entry Draft (Belleville, OHL), June 21, 1997.												
<b>Tuer, Allan</b>	<b>88-90</b>	<b>D-40</b>	<b>6</b>	<b>0</b>	<b>0</b>	<b>0</b>	<b>29</b>	—	—	—	—	—
Signed as a free agent (Minnesota North Stars), July 1989. Released, June 1990.												
<b>Turcotte, Darren</b>	<b>93-95</b>	<b>C-12/89</b>	<b>66</b>	<b>19</b>	<b>29</b>	<b>48</b>	<b>26</b>	—	—	—	—	—
Acquired with James Patrick from New York Rangers for Steve Larmer, Nick Kyreos, Barry Richter and a 1994 sixth-round pick (Yuri Litvinov), November 1993. Traded to Winnipeg Jets for Nelson Emerson, October 6, 1995.												
<b>Turgeon, Sylvain</b>	<b>83-89</b>	<b>LW-16</b>	<b>370</b>	<b>178</b>	<b>150</b>	<b>328</b>	<b>366</b>	<b>25</b>	<b>3</b>	<b>7</b>	<b>10</b>	<b>18</b>
Selected in NHL Entry Draft (Hull, QMJHL), June 1983. Traded to New Jersey Devils for Pat Verbeek, June 1989.												
<b>Tverdovsky, Oleg</b>	<b>05-06</b>	<b>D-70</b>	<b>72</b>	<b>3</b>	<b>20</b>	<b>23</b>	<b>37</b>	<b>5</b>	<b>0</b>	<b>0</b>	<b>0</b>	<b>0</b>
Signed as a free agent by Carolina, August 4, 2005. Traded to the Los Angeles Kings along with the rights to defenseman Jack Johnson in exchange for center Eric Belanger and defenseman Tim Gleason, September 29, 2006.												
<b>-V-</b>												
<b>Vasicek, Josef</b>	<b>00-06, 07</b>	<b>C-63</b>	<b>341</b>	<b>57</b>	<b>78</b>	<b>135</b>	<b>229</b>	<b>37</b>	<b>5</b>	<b>2</b>	<b>7</b>	<b>20</b>
Selected in NHL Entry Draft (Slavia Praha, Czech), June 27, 1998. Traded to Nashville for Scott Walker, July 18, 2006. Acquired from Nashville in exchange for center Eric Belanger, February 9, 2007. Released, July 2007.												
<b>Veisor, Mike</b>	<b>80-83</b>	<b>G-1/31</b>	<b>69</b>	<b>0</b>	<b>1</b>	<b>1</b>	<b>2</b>	—	—	—	—	—
Acquired from Chicago Blackhawks for a second-round 1981 draft pick (Kevin Griffin), June 1980. Traded to Winnipeg Jets for Ed Staniowski, November 1983.												
<b>Vellucci, Mike</b>	<b>87-88</b>	<b>D-35</b>	<b>2</b>	<b>0</b>	<b>0</b>	<b>0</b>	<b>11</b>	<b>0</b>	<b>0</b>	<b>0</b>	<b>0</b>	<b>0</b>
Selected in NHL Entry Draft (Belleville, OHL), June 1984. Released, June 1989.												
<b>Verbeek, Pat</b>	<b>89-95</b>	<b>LW/RW-16</b>	<b>404</b>	<b>185</b>	<b>200</b>	<b>385</b>	<b>1091</b>	<b>20</b>	<b>5</b>	<b>6</b>	<b>11</b>	<b>78</b>
Acquired from New Jersey Devils for Sylvain Turgeon, June 1989. Traded to the New York Rangers for Glen Featherstone, Michael Stewart, the Rangers' first-round draft pick in 1995 (Jean-Sebastien Giguere) and a fourth-round pick in 1996 (Steve Wasyko).												
<b>Volcan, Mickey</b>	<b>80-83</b>	<b>D-32/4</b>	<b>143</b>	<b>7</b>	<b>29</b>	<b>36</b>	<b>128</b>	—	—	—	—	—
Selected in NHL Entry Draft (North Dakota, WCHA), June 1980. Traded to Calgary Flames for Richie Dunn and Joel Quenneville, July 1984.												
<b>Vrbata, Radim</b>	<b>03-05</b>	<b>RW-19</b>	<b>106</b>	<b>19</b>	<b>16</b>	<b>35</b>	<b>32</b>	—	—	—	—	—
Acquired from the Colorado Avalanche in exchange for Bates Battaglia, March 11, 2003. Traded to Chicago for future considerations, December 29, 2005.												
<b>-W-</b>												
<b>Walker, Scott</b>	<b>06-10</b>	<b>RW-24</b>	<b>213</b>	<b>43</b>	<b>60</b>	<b>103</b>	<b>222</b>	<b>18</b>	<b>1</b>	<b>6</b>	<b>7</b>	<b>19</b>
Acquired from Nashville in exchange for Josef Vasicek, July 18, 2006. Traded to Washington in exchange for Washington's 2010 seventh-round pick, March 3, 2010.												
<b>Wallace, Tim</b>	<b>13</b>	<b>RW-29</b>	<b>28</b>	<b>1</b>	<b>1</b>	<b>2</b>	<b>17</b>	—	—	—	—	—
Signed as a free agent, July 19, 2012. Released, July 2013.												
<b>Wallin, Niclas</b>	<b>00-10</b>	<b>D-7</b>	<b>517</b>	<b>18</b>	<b>51</b>	<b>69</b>	<b>391</b>	<b>69</b>	<b>3</b>	<b>5</b>	<b>8</b>	<b>32</b>
Selected in the fourth round of the 2000 NHL Entry Draft, June 2000 (Brynäs IF Gavle, Sweden). Traded to San Jose along with Carolina's 2010 fifth-round pick in exchange for Buffalo's 2010 second-round pick, February 7, 2010.												
<b>Ward, Aaron</b>	<b>01-06/09-10</b>	<b>D-4</b>	<b>336</b>	<b>16</b>	<b>51</b>	<b>67</b>	<b>317</b>	<b>48</b>	<b>3</b>	<b>4</b>	<b>7</b>	<b>40</b>
Acquired from Detroit Red Wings in exchange for a second round pick in the 2002 NHL Entry Draft, July 9, 2001. Signed by the New York Rangers as a free agent, July 3, 2006. Re-acquired from Boston in exchange for Patrick Eaves and a 2010 fourth-round pick, July 24, 2009. Traded to Anaheim in exchange for Justin Pogge and Boston's 2010 fourth-round pick, March 3, 2010.												
<b>Ward, Cam</b>	<b>05-14</b>	<b>G-30</b>	<b>461</b>	<b>1</b>	<b>10</b>	<b>11</b>	<b>20</b>	<b>41</b>	<b>0</b>	<b>1</b>	<b>1</b>	<b>0</b>
Selected in the NHL Entry Draft (Red Deer, WHL), June 22, 2002.												
<b>Warner, Jim</b>	<b>78-80</b>	<b>RW-25</b>	<b>73</b>	<b>6</b>	<b>12</b>	<b>18</b>	<b>30</b>	<b>1</b>	<b>0</b>	<b>0</b>	<b>0</b>	<b>0</b>
Signed as a free agent (Colorado College), June 1978. Released, July 1980.												
<b>Watt, Mike</b>	<b>03</b>	<b>C-29</b>	<b>0</b>	<b>0</b>	<b>0</b>	<b>0</b>	—	—	—	—	—	—
Signed as a free agent, July 31, 2002.												
<b>Webster, Tom</b>	<b>72-78</b>	<b>RW-8</b>	<b>352</b>	<b>220</b>	<b>205</b>	<b>435</b>	<b>241</b>	<b>43</b>	<b>28</b>	<b>26</b>	<b>54</b>	<b>19</b>
Chosen in WHA Player Selection Draft (California Golden Seals, NHL), February 1972. Retired, October 1978.												
<b>Weekes, Kevin</b>	<b>02-04</b>	<b>G-80</b>	<b>119</b>	<b>0</b>	<b>0</b>	<b>0</b>	<b>8</b>	<b>8</b>	<b>0</b>	<b>0</b>	<b>0</b>	<b>0</b>
Acquired from Tampa Bay Lightning in exchange for Shane Willis and Chris Dingman, March 5, 2002. Released June 2004.												

	YEARS	POS.-NO.	REGULAR SEASON					PLAYOFFS				
			GP	G	A	TP	PIM	GP	G	A	TP	PIM
<b>Weeks, Steve</b>	<b>84-88</b>	<b>G-31/35</b>	<b>94</b>	<b>0</b>	<b>1</b>	<b>1</b>	<b>11</b>	<b>4</b>	<b>0</b>	<b>0</b>	<b>0</b>	<b>0</b>
Acquired from New York Rangers for a 1986 third-round pick (Shaun Clouston). September 1984. Traded to Vancouver Canucks for Richard Brodeur, March 1988.												
<b>Weinrich, Eric</b>	<b>92-94</b>	<b>D-4/5</b>	<b>87</b>	<b>8</b>	<b>30</b>	<b>38</b>	<b>78</b>	—	—	—	—	—
Acquired from New Jersey Devils with Sean Burke for Bobby Holik and a second-round 1993 draft pick (Jay Pandolfo), August 1992. Traded with Patrick Poulin to Chicago Blackhawks for Steve Larmer and Bryan Marchment.												
<b>Weight, Doug</b>	<b>06-06</b>	<b>C-39</b>	<b>23</b>	<b>4</b>	<b>9</b>	<b>13</b>	<b>25</b>	<b>23</b>	<b>3</b>	<b>13</b>	<b>16</b>	<b>20</b>
Acquired from St. Louis along with Erkki Rajamaki for Jesse Boulerice, Magnus Kahnberg, Mike Zigomanis, Carolina's first-round selection in 2006 (later traded to New Jersey, 30th overall - Matthew Corrente), Toronto's fourth-round selection in 2006 (106th overall - Reto Berra) and Chicago's fourth-round selection in 2007, January 30, 2006. Signed by St. Louis as a free agent, July 2, 2006.												
<b>Weir, Wally</b>	<b>84-85</b>	<b>D/LW-23</b>	<b>34</b>	<b>2</b>	<b>3</b>	<b>5</b>	<b>56</b>	—	—	—	—	—
Selected from Quebec Nordiques in NHL Waiver Draft, October 1984. Placed on waivers and claimed by Pittsburgh Penguins, February 1985.												
<b>Welsh, Jeremy</b>	<b>12-13</b>	<b>C-23</b>	<b>6</b>	<b>0</b>	<b>1</b>	<b>1</b>	<b>4</b>	—	—	—	—	—
Signed as a free agent, April 2012. Traded to the Vancouver Canucks along with forward Zac Dalpe in exchange for forward Kellan Tochkin and Vancouver's 2014 fourth-round pick (96th overall - Josh Wesley), September 29, 2013.												
<b>Wesley, Blake</b>	<b>81-83</b>	<b>D-6</b>	<b>100</b>	<b>9</b>	<b>19</b>	<b>28</b>	<b>169</b>	—	—	—	—	—
Acquired from Philadelphia Flyers with Don Gillen, Rick MacLeish, first-, second- and third-round picks in 1982 NHL Entry Draft (Paul Lawless, Mark Paterson, Kevin Dineen) for Ray Allison, Fred Arthur and the Whalers' first- and third-round picks in the 1982 Draft (Ron Sutter, Miroslav Dvorak), July 1981. Traded to Quebec Nordiques for Pierre Lacroix, December 1982.												
<b>Wesley, Glen</b>	<b>94-08</b>	<b>D-20/2</b>	<b>913</b>	<b>51</b>	<b>176</b>	<b>227</b>	<b>620</b>	<b>59</b>	<b>0</b>	<b>4</b>	<b>4</b>	<b>30</b>
Acquired from Boston for first-round draft picks in the 1995 (Kyle McClaren), 1996 (Jonathan Aitken), and 1997 (Sergei Samsanov) NHL Entry Drafts, August 26, 1994. Traded to Toronto in exchange for a second-round pick in the 2004 NHL Entry Draft, March 9, 2003. Signed as a free agent, July 8, 2003. Retired as a player, June 5, 2008.												
<b>Westgarth, Kevin</b>	<b>13</b>	<b>RW-8</b>	<b>43</b>	<b>2</b>	<b>2</b>	<b>4</b>	<b>49</b>	—	—	—	—	—
Acquired from Los Angeles in exchange for Anthony Stewart, a 2013 fourth-round pick (96th overall - later traded to Edmonton - Kyle Platzer) and a 2014 sixth-round pick (157th overall - Jake Marchment), January 13, 2013. Traded to the Calgary Flames in exchange for forward Greg Nemisz, December 30, 2013.												
<b>Westlund, Tommy</b>	<b>99-02</b>	<b>RW-16</b>	<b>203</b>	<b>9</b>	<b>13</b>	<b>22</b>	<b>48</b>	<b>25</b>	<b>1</b>	<b>0</b>	<b>1</b>	<b>17</b>
Selected in NHL entry draft (Brynäs Gavle, Sweden), June 27, 1998. Released, June 2003.												
<b>White, Ian</b>	<b>10-11</b>	<b>D-7</b>	<b>39</b>	<b>0</b>	<b>10</b>	<b>10</b>	<b>12</b>	—	—	—	—	—
Acquired from the Calgary Flames along with Brett Sutter in exchange for Anton Babchuk and Tom Kostopoulos, November 17, 2010. Traded to San Jose in exchange for a 2012 second-round draft pick, February 18, 2011.												
<b>Whitmore, Kay</b>	<b>88-92</b>	<b>G-35</b>	<b>75</b>	<b>0</b>	<b>5</b>	<b>5</b>	<b>24</b>	<b>2</b>	<b>0</b>	<b>0</b>	<b>0</b>	<b>0</b>
Selected in NHL Entry Draft (Peterborough, OHL), June 1985. Traded to Vancouver Canucks for Corrie D'Alessio and a 1993 fifth-round pick, October 1992. Pick was later returned in Murray Craven trade.												
<b>Whitney, Ray</b>	<b>05-10</b>	<b>LW-13</b>	<b>372</b>	<b>119</b>	<b>215</b>	<b>334</b>	<b>176</b>	<b>42</b>	<b>12</b>	<b>14</b>	<b>26</b>	<b>18</b>
Signed as a free agent by Carolina, August 6, 2005. Signed as a free agent with Phoenix, July 2010.												
<b>Williams, Dave</b>	<b>87-88</b>	<b>LW-22/25</b>	<b>28</b>	<b>6</b>	<b>0</b>	<b>6</b>	<b>93</b>	—	—	—	—	—
Signed as a free agent after release by Los Angeles Kings, October 1987. Retired, February 1988.												
<b>Williams, Justin</b>	<b>04-09</b>	<b>RW-11</b>	<b>265</b>	<b>81</b>	<b>120</b>	<b>201</b>	<b>217</b>	<b>25</b>	<b>7</b>	<b>11</b>	<b>18</b>	<b>34</b>
Acquired from the Philadelphia Flyers in exchange for Danny Markov, January, 2004. Traded to Los Angeles in exchange for Patrick O'Sullivan and Calgary's 2009 second-round draft pick, March 4, 2009.												
<b>Williams, Tommy</b>	<b>72-74</b>	<b>C-9</b>	<b>139</b>	<b>31</b>	<b>58</b>	<b>89</b>	<b>20</b>	<b>19</b>	<b>6</b>	<b>14</b>	<b>20</b>	<b>12</b>
Signed as a free agent (Boston Braves, AHL), September 1972. Retired after being claimed by Indianapolis Racers in WHA Expansion Draft, May 1974, but signed with the expansion Washington Capitals of the NHL later that summer.												
<b>Willis, Shane</b>	<b>98-02, 06</b>	<b>RW-45/25</b>	<b>141</b>	<b>27</b>	<b>34</b>	<b>61</b>	<b>69</b>	<b>2</b>	<b>0</b>	<b>0</b>	<b>0</b>	<b>0</b>
Selected in NHL Entry Draft (Leithbridge, WHL), June 1997. Traded to Tampa Bay Lightning along with Chris Dingman in exchange for Kevin Weekes, March 5, 2002. Signed as a free agent by Carolina, July 18, 2006. Released, July 2007.												
<b>Wilson, Carey</b>	<b>87-89/90-91</b>	<b>C-33</b>	<b>125</b>	<b>37</b>	<b>46</b>	<b>83</b>	<b>59</b>	<b>6</b>	<b>2</b>	<b>4</b>	<b>6</b>	<b>2</b>
Acquired from Calgary Flames with Neil Sheehy and rights to Lane MacDonald for Shane Churla and Dana Murzyn, January 1988. Traded to New York Rangers with a 1990 fifth-round draft pick (Lubos Rob) for Brian Lawton, Don Maloney and Norm MacIver, December 1988. Acquired from New York Rangers along with a third-round 1991 draft choice (Michael Nylander) for Jody Hull, July 1990. Traded to Calgary Flames for Mark Hunter, March 1991.												
<b>-Y-</b>												
<b>Yake, Terry</b>	<b>88-93</b>	<b>C-38/25</b>	<b>104</b>	<b>24</b>	<b>37</b>	<b>61</b>	<b>60</b>	<b>6</b>	<b>1</b>	<b>1</b>	<b>2</b>	<b>16</b>
Selected in NHL Entry Draft (Brandon, OHL), June 1987. Selected by Mighty Ducks of Anaheim in 1993 Expansion Draft, June 1993.												
<b>Yates, Ross</b>	<b>83-84</b>	<b>C-28</b>	<b>7</b>	<b>1</b>	<b>1</b>	<b>2</b>	<b>4</b>	—	—	—	—	—
Signed as a free agent (Mt. Allison University), March 1981. Released, May 1984.												
<b>Yelle, Stephane</b>	<b>09-10</b>	<b>C-18</b>	<b>59</b>	<b>4</b>	<b>3</b>	<b>7</b>	<b>28</b>	—	—	—	—	—
Signed as a free agent, August 19, 2009. Traded to Colorado along with Harrison Reed in exchange for Cedric LaLonde-McNicoll and Colorado's 2010 sixth-round pick, March 3, 2010.												
<b>Young, Scott</b>	<b>87-90</b>	<b>RW-D/27</b>	<b>197</b>	<b>49</b>	<b>89</b>	<b>138</b>	<b>82</b>	<b>13</b>	<b>5</b>	<b>0</b>	<b>5</b>	<b>8</b>
Selected in NHL Entry Draft (Boston University, Hockey East), June 1986. Traded to Pittsburgh Penguins for Rob Brown, December 1990.												
<b>-Z-</b>												
<b>Zalapski, Zarley</b>	<b>90-94</b>	<b>D-3</b>	<b>229</b>	<b>44</b>	<b>121</b>	<b>165</b>	<b>272</b>	<b>7</b>	<b>3</b>	<b>6</b>	<b>7</b>	<b>14</b>
Acquired from Pittsburgh Penguins with John Cullen and Jeff Parker for Ron Francis, Ulf Samuelsson and Grant Jennings, March 1991. Traded with James Patrick and Michael Nylander to Calgary Flames for Gary Suter, Paul Ranheim and Ted Drury, March 1994.												
<b>Zigomanis, Mike</b>	<b>03-06</b>	<b>C-46/18</b>	<b>57</b>	<b>3</b>	<b>4</b>	<b>7</b>	<b>6</b>	—	—	—	—	—
Selected in the NHL Entry Draft (Kingston, OHL), June 23, 2001. Traded to St. Louis along with Jesse Boulerice, Magnus Kahnberg, Carolina's first-round pick in 2006 (later traded to New Jersey, 30th overall - Matthew Corrente), Toronto's fourth-round selection in 2006 (106th overall - Reto Berra) and Chicago's fourth-round selection in 2007, January 30, 2006.												
<b>Zuke, Mike</b>	<b>83-86</b>	<b>C-20</b>	<b>159</b>	<b>10</b>	<b>37</b>	<b>47</b>	<b>60</b>	—	—	—	—	—
Claimed from St. Louis Blues in NHL Waiver Draft, October 1983. Released, November 1985.												

# ALL-TIME RECORDS

## ALL-TIME GOALTENDING

GOALTENDER	REGULAR SEASON						PLAYOFFS				
	YEARS	GP	MIN	GA	SO	GAA	GP	MIN	GA	SO	GAA
Abrahamsson, Christer	74-77	102	5,739	342	3	3.58	3	90	5	—	3.33
Barrasso, Tom	01-02	34	1908	83	2	2.61	—	—	—	—	—
Berglund, Bill	73-75	5	216	13	0	3.61	—	—	—	—	—
Boucher, Brian	11-12	10	546	31	0	3.41	—	—	—	—	—
Brodeur, Richard	87-88	6	340	15	0	2.65	4	200	12	0	3.60
Burke, Sean	92-98	281	15,893	819	11	3.09	—	—	—	—	—
Cooley, Gaye	75-76	—	—	—	—	—	1	3 sec.	0	0	0.00
D'Alessio, Corrie	92-93	1	11	0	0	0.00	—	—	—	—	—
DesRochers, Patrick	03	2	122	7	0	3.44	—	—	—	—	—
Ellis, Dan	13	19	997	52	1	3.13	—	—	—	—	—
Fichaud, Eric	99-00	9	490	24	1	2.94	—	—	—	—	—
Fitzpatrick, Mark	99-00	3	107	8	0	4.49	—	—	—	—	—
Fountain, Mike	97-98	3	163	10	0	3.68	—	—	—	—	—
Garrett, John	78-82	163	9,592	655	2	4.10	9	507	40	0	4.73
Gerber, Martin	05-06	60	3,493	162	3	2.78	—	—	—	—	—
Giguere, J.S.	96-97	8	394	24	0	3.65	6	221	13	1	3.53
Gosselin, Mario	92-94	23	1,106	78	0	4.23	—	—	—	—	—
Grahame, John	06-08	45	2,364	125	0	3.17	—	—	—	—	—
Hoganson, Paul	75-76	4	224	16	0	4.29	—	—	—	—	—
Holland, Ken	80-81	1	60	7	0	7.00	—	—	—	—	—
Irbe, Arturs	98-04	309	17,816	739	20	2.49	30	1846	65	1	2.11
Jablonski, Pat	97-98	5	279	14	0	3.01	—	—	—	—	—
<b>Khudobin, Anton</b>	<b>13-14</b>	<b>36</b>	<b>2,084</b>	<b>80</b>	<b>1</b>	<b>2.30</b>	—	—	—	—	—
Kidd, Trevor	97-99	72	4043	158	5	2.34	—	—	—	—	—
Landon, Bruce	72-77	122	6,695	386	2	3.46	8	389	21	0	3.24
Legace, Manny	09-10	28	1,472	69	1	2.81	—	—	—	—	—
Leighton, Michael	08-09	29	1,537	82	0	3.20	—	—	—	—	—
Lenarduzzi, Mike	92-94	4	189	10	0	3.17	—	—	—	—	—
Levasseur, Louis	77-78	27	1,655	91	3	3.30	12	719	31	0	2.59
Liut, Mike	85-90	252	14,660	823	13	3.37	17	933	50	1	3.22
McKay, Ross	90-91	1	35	3	0	5.14	—	—	—	—	—
McLean, Kirk	97-98	8	401	22	0	3.29	—	—	—	—	—
Moss, Tyler	00-01	12	557	37	0	3.99	—	—	—	—	—
Millen, Greg	81-85	219	12,963	919	4	4.25	—	—	—	—	—
Murphy, Mike	11-12	2	36	0	0	0.00	—	—	—	—	—
Muse, John	13	—	—	—	—	—	—	—	—	—	—
Muzzatti, Jason	95-97	53	2,604	140	1	3.23	—	—	—	—	—
Nastiuk, Kevin	05-06	—	—	—	—	—	—	—	—	—	—
Ouimet, Ted	73-75	1	20	3	0	9.00	—	—	—	—	—
Peters, Justin	10-14	68	3,703	188	3	3.05	—	—	—	—	—
Pietrangelo, Frank	91-95	54	2,663	182	0	4.10	7	425	19	0	2.68
Raeder, Cap	75-77	28	1,428	77	2	3.24	15	879	38	2	2.59
Reaugh, Daryl	90-91	20	1,010	53	1	3.15	—	—	—	—	—
Reese, Jeff	93-96	37	1,838	96	2	3.13	—	—	—	—	—
Sidorkiewicz, Peter	87-92	178	10,346	575	8	3.33	15	912	55	0	3.62
Smith, Al	72-75/77-80	290	17,143	941	12	3.29	37	2067	134	1	3.89
Staniowski, Ed	83-85	19	1,060	75	0	4.25	—	—	—	—	—
Storr, Jamie	03-04	14	660	32	0	2.91	—	—	—	—	—
Tracy, Tripp	97-98	—	—	—	—	—	—	—	—	—	—
Veisor, Mike	80-84	69	3,809	309	2	4.87	—	—	—	—	—
<b>Ward, Cam</b>	<b>05-14</b>	<b>461</b>	<b>26,296</b>	<b>1,211</b>	<b>21</b>	<b>2.76</b>	<b>41</b>	<b>2,421</b>	<b>96</b>	<b>4</b>	<b>2.38</b>
Weekes, Kevin	02-04	119	6,849	275	11	2.41	8	408	11	2	1.62
Weeks, Steve	84-88	94	5,284	324	4	3.68	4	205	9	0	2.64
Whitmore, Kay	88-92	75	4,039	243	3	3.61	3	154	11	0	4.29

## ALL-TIME COACHING RECORDS

COACH	GAMES	W	L	T/OT	OTL	PTS	PCT	DATES
Peter Laviolette	323	167	122	30	4	368	.570	12/15/03 to 12/03/08
Paul Maurice	920	384	391	129	16	913	.496	11/06/95 to 12/15/03
								12/03/08 to 11/28/11
Kirk Muller	187	80	80	27		187	.500	11/28/11 to 5/5/14
Rick Ley	160	69	71	20		158	.494	10/12/89 to 5/29/91
Jack Evans	374	163	174	37		363	.485	9/17/83 to 2/06/88
Don Blackburn	140	42	63	35		119	.425	10/11/79 to 2/20/81
Larry Pleau	224	81	117	26		188	.420	2/20/81 to 6/02/82
								1/24/83 to 3/07/83
								2/07/88 to 5/16/89
Jim Roberts	80	26	41	13		65	.406	9/07/91 to 6/15/92
Paul Holmgren	161	54	93	14		122	.379	6/15/92 to 11/16/93
								1/21/95 to 11/06/95
Pierre McGuire	67	23	37	7		53	.368	11/16/93 to 5/19/94
Larry Kish	49	12	32	5		29	.296	6/02/82 to 1/24/83
John Cunneiff	13	3	9	1		7	.269	3/07/83 to 4/03/83
<b>TOTALS</b>	<b>2,698</b>	<b>1,104</b>	<b>1,230</b>	<b>344</b>	<b>20</b>	<b>2,572</b>	<b>.477</b>	



## ALL-STAR GAME APPEARANCES

PLAYER	YEAR	POS.	GP	G	A	PTS	PLAYER	YEAR	POS.	GP	G	A	PTS
Gordie Howe ✱	1980	RW	1	0	1	1	Geoff Sanderson	1994	LW	1	0	1	1
Mark Howe	1981	D	1	0	0	0	Brendan Shanahan	1996	LW	1	1	0	1
Mike Rogers	1981	C	1	0	0	0	Geoff Sanderson	1997	LW	1	1	0	1
Blaine Stoughton	1982	RW	1	0	0	0	Arturs Irbe	1999	G	1	0	1	1
Ron Francis ✧	1983	C	1	0	0	0	Keith Primeau	1999	C	1	0	0	0
Mark Johnson	1984	C	1	0	3	3	Sami Kapanen	2000	LW	1	0	0	0
Ron Francis ✧	1985	C	1	1	0	1	Sandis Ozolinsh	2001	D	1	0	1	1
Sylvain Turgeon	1986	LW	1	0	1	1	Sami Kapanen	2002	LW	1	1	1	2
Ulf Samuelsson ✧	1987	D	2	0	0	0	Jeff O'Neill	2003	RW	1	0	0	0
Kevin Dineen ✧	1987	RW	2	1	0	1	Eric Staal	2007	C	1	1	0	0
Kevin Dineen	1988	RW	1	0	2	2	Justin Williams	2007	RW	1	1	1	0
Kevin Dineen	1989	RW	1	0	0	0	Eric Staal ○	2008	C	1	2	1	3
Ron Francis ✧	1990	C	1	0	2	2	Eric Staal	2009	C	1	1	0	1
Pat Verbeek	1991	LW	1	0	1	1	Jeff Skinner □	2011	C/RW	1	0	1	1
John Cullen	1992	C	1	0	0	0	Eric Staal ✱	2011	C	1	2	0	2
Zarley Zalapski	1993	D	1	0	0	0	Cam Ward	2011	G	1	0	0	0

✱ Represented the NHL in a two-game series vs. Soviet National Team at Rendez-Vous '87.

✧ Francis was named to the 1986 Wales Conference All-Star Team but did not play due to injury.

✱ Gordie Howe played in an NHL record 23 All-Star Games, the previous 22 while he was with Detroit.

○ Eric Staal was named All-Star Game MVP as the Eastern Conf. beat the Western Conf. 8-7.

□ Became the youngest player to play in an NHL All-Star Game (18 years, 259 days).

✱ Served as captain of Team Staal.

## OLYMPIANS

PLAYER	REPRESENTED	YEAR(S)	FINISH	PLAYER	REPRESENTED	YEAR(S)	FINISH
Justin Faulk	U.S.A.	2014	4th	Zarley Zalapski	Canada	1988	4th
Andrej Sekera	Slovakia	2014	11th	Scott Young	U.S.A.	1988	7th
Alexander Semin	Russia	2014	5th	Lane MacDonald	U.S.A.	1988	7th
Tim Gleason	U.S.A.	2010	SILVER	Gord Sherven*	Canada	1984, 1988	4th, 4th
Joni Pitkanen	Finland	2010	BRONZE	James Patrick	Canada	1984	7th
Tuomo Ruutu	Finland	2010, 2014	BRONZE (2)	David A. Jensen	U.S.A.	1984	7th
Frantisek Kaberle	Czech Republic	2006	BRONZE	Mark Fusco	U.S.A.	1984	7th
Martin Gerber	Switzerland	2006	6th	Kevin Dineen	Canada	1984	4th
Eric Staal	Canada	2006, 2010	7th, GOLD	Carey Wilson	Canada	1984	4th
Erik Cole	U.S.A.	2006	8th	Dave Tippett	Canada	1984	4th
Matt Cullen	U.S.A.	2006	8th	Rob McClanahan	U.S.A.	1980	GOLD
Bret Hedican	U.S.A.	2006	8th	Mark Johnson	U.S.A.	1980	GOLD
Peter Laviolette (head coach)	U.S.A.	2006	8th	Danny Bolduc	U.S.A.	1976	4th
Doug Weight	U.S.A.	2006	8th	Steve Alley	U.S.A.	1976	4th
Sami Kapanen	Finland	1994, 1998, 2002	3rd, 3rd, 5th	Paul Hurley	U.S.A.	1968, 1972	6th, SILVER
Tom Barrasso	U.S.A.	2002	SILVER	Mark Howe	U.S.A.	1972	SILVER
Keith Primeau	Canada	1998	4th	Tim Sheehy	U.S.A.	1972	SILVER
Ted Drury	U.S.A.	1994	8th	Kevin Ahearn	U.S.A.	1972	SILVER
Ted Crowley	U.S.A.	1994	8th	Christer Abrahamsson	Sweden	1972	4th
Manny Legace	Canada	1994	SILVER	Tommy Abrahamsson	Sweden	1972	4th
Andrei Nikolishin	Russia	1994	4th	Larry Pleau	U.S.A.	1968	6th
Robert Petrovicky	Slovakia	1994	6th	John Cunniff	U.S.A.	1968	6th
Sean Burke	Canada	1988, 1992	4th, SILVER	Tommy Williams	U.S.A.	1960	GOLD
Eric Weinrich	U.S.A.	1988	7th				

\*Injured prior to 1984 Olympic games and did not play.

## NHL AWARD WINNERS

PLAYER	SEASON	AWARD	FOR
Doug Jarvis	1986-87	Masterton Trophy	Perseverance/dedication to hockey
Peter Karmanos	1998	Lester Patrick Trophy	Service to hockey in the U.S.
Ron Francis	2001-02	Lady Byng Trophy	High level of play + sportsmanship
Ron Francis	2001-02	King Clancy Trophy	Leadership + community efforts
Ron Francis	2001-02	NHL Foundation Award	Community efforts
Cam Ward	2005-06	Conn Smythe Trophy	Most valuable player (playoffs)
Rod Brind'Amour	2005-06	Selke Trophy	Best defensive forward
Rod Brind'Amour	2006-07	Selke Trophy	Best defensive forward
Jeff Skinner	2010-11	Calder Trophy	Rookie of the year

## NHL ALL-STAR TEAM

PLAYER	SEASON	POS	TEAM
Mike Liut	1986-87	G	Second Team
Eric Staal	2005-06	C	Second Team

## NHL ALL-ROOKIE TEAM

PLAYER	SEASON	POS
Sylvain Turgeon	1983-84	G
Dana Murzyn	1985-86	D
Peter Sidorkiewicz	1988-89	G
Brad Shaw	1989-90	D
Chris Pronger	1993-94	D
Shane Willis	2000-01	RW
Jeff Skinner	2010-11	F
Justin Faulk	2011-12	D

## MILESTONE NHL WINS

WIN	SCORE	OPPONENT	DATE	WINNING GOAL	GOALIE
1st	6-4	Los Angeles*	10/19/79	Mark Howe	John Garrett
25th	4-1	Colorado*	3/15/80	Greg Carroll	Al Smith
50th	4-2	Minnesota*	11/7/81	Jordy Douglas	John Garrett
75th	5-2	NY Rangers*	12/4/82	Blaine Stoughton	Greg Millen
100th	6-3	Buffalo	12/21/83	Ron Francis	Ed Staniowski
200th	6-2	St. Louis*	12/10/86	Stewart Gavin	Steve Weeks
300th	4-0	St. Louis*	3/25/89	Ron Francis	Peter Sidorkiewicz
400th	5-2	St. Louis*	11/18/92	Pat Verbeek	Sean Burke
500th	1-0	New Jersey	4/4/97	Nelson Emerson	Jason Muzzatti
600th	6-1	NY Islanders	4/10/99	Sami Kapanen	Trevor Kidd
700th	6-2	Boston	2/28/02	Kevyn Adams	Arturs Irbe
800th	4-3	Boston*	3/1/06	Aaron Ward	Cam Ward
900th	4-3	NY Islanders	10/25/08	Chad LaRose	Cam Ward
1,000th	6-4	Toronto*	1/24/11	Jeff Skinner	Cam Ward
1,100th	3-0	Florida	3/27/14	Jiri Tlustý	Anton Khudobin

\*Indicates home game

# NHL DRAFT HISTORY

## 1979 ENTRY DRAFT (6 ROUNDS)

General Manager: Jack Kelley | Player Personnel Director: Bill Dineen

ROUND/OVERALL/PLAYER	POS	TEAM
1 18 <b>Allison, Ray</b>	RW	Brandon (WHL)
2 39 <b>Smith, Stuart</b>	D	Peterborough (OHL)
3 60 <b>Nachbaur, Don</b>	LW	Billings (WHL)
4 81 <b>Neufeld, Ray</b>	RW	Edmonton (WHL)
5 102 <b>Renaud, Mark</b>	D	Niagara (OHL)
6 123 McDonald, Dave	LW	Brandon (WHL)

## 1980 ENTRY DRAFT (10 ROUNDS)

General Manager: Jack Kelley | Player Personnel Director: Bill Dineen

ROUND/OVERALL/PLAYER	POS	TEAM
1 8 <b>Arthur, Fred</b>	D	Cornwall (QMJHL)
2 29 <b>Galarneau, Michel</b>	C	Hull (QMJHL)
3 50 <b>Volcan, Mickey</b>	D	North Dakota (WCHA)
4 71 McClelland, Kevin	RW	Niagara (OHL)
5 92 Jensen, Darren	G	North Dakota (WCHA)
6 113 Cerri, Mario	C	Ottawa (OHL)
7 134 Martin, Mike	D	Sudbury (OHL)
8 155 Denat, Brent	LW	Michigan Tech (WCHA)
9 176 Fricker, Paul	G	Michigan (WCHA)
10 197 Bokshowan, Lorne	C	Saskatoon (WHL)

## 1981 ENTRY DRAFT (10 ROUNDS)

General Manager: Larry Pleau | Player Personnel Director: Bill Dineen

ROUND/OVERALL/PLAYER	POS	TEAM
1 4 <b>Francis, Ron</b>	C	Sault Ste. Marie (OHL)
2 25		Traded to CHI (Kevin Griffen) in Mike Veisor trade.
3 46		Traded to MTL (Dieter Hegen) in Rick Meagher trade.
3* 61 <b>McDermid, Paul</b>	C	Windsor (OHL)
		Acquired pick from MTL in Rick Meagher trade.
4 67 <b>Hoffman, Mike</b>	LW	Brantford (OHL)
5 88		Traded to MTL (Steve Rooney) in Rick Meagher trade.
5* 93 Maguire, Bill	D	Niagara (OHL)
		Acquired pick from NYR in Nick Fotiu trade.
6 109		Traded to PIT (Paul Edwards) in Gilles Lupien trade.
7 130 Mokosak, John	D	Victoria (WHL)
8 151 Dore, Dennis	RW	Chicoutimi (QMJHL)
9 172 Poeschl, Jeff	G	N. Michigan (CCHA)
10 193 Power, Larry	C	Kitchener 'B' (OPJHL)

## 1982 ENTRY DRAFT (12 ROUNDS)

General Manager: Larry Pleau | Player Personnel Director: Bill Dineen

ROUND/OVERALL/PLAYER	POS	TEAM
1 4		Traded to PHI (Ron Sutter) in Rick MacLeish trade.
1* 14 <b>Lawless, Paul</b>	LW	Windsor (OHL)
		Pick acquired from PHI in Rick MacLeish trade.
2 25		Traded to PHI in Norm Barnes trade.
		Later transferred to TOR (Peter Ihnacek).
2* 35 <b>Paterson, Mark</b>	D	Ottawa (OHL)
		Pick acquired from PHI in Rick MacLeish trade.
3 46		Traded to PHI (Miroslav Dvorak) in Rick MacLeish trade.
3* 56 <b>Dineen, Kevin</b>	RW	Denver (WCHA)
		Pick acquired from PHI in Rick MacLeish trade.
4 67 <b>Samuelsson, Ulf</b>	D	Leksands (Sweden)
5 88 <b>Ferraro, Ray</b>	C	Penticton 'B' (BCJHL)
6 109 <b>Gilhen, Randy</b>	LW	Winnipeg (WHL)
7 130 Johannsson, Jim	C	Rochester May H.S.
8 151 Krampotich, Mickey	C	Hibbing H.S.
9 172 Skilliter, Kevin	D	Cornwall (OHL)
10 193		Traded to NYR (Simo Saarinen) in Chris Kotsopoulos trade.
11 214 Linse, Martin	C	Djurgardesn (Sweden)
12 234 Cameron, Randy	D	Winnipeg (WHL)

## 1983 ENTRY DRAFT (12 ROUNDS)

General Manager: Emile Francis | Player Personnel Director: Steve Brklacich

ROUND/OVERALL/PLAYER	POS	TEAM
1 2 <b>Turgeon, Sylvain</b>	LW	Hull (QMJHL)
1* 20 <b>Jensen, David A.</b>	C	Lawrence Academy
		Pick acquired from PHI in Mark Howe trade.
2 23		Siren, Ville
3 44		Traded to PHI in Mark Howe trade.
3* 62		Karlsson, Leif
		Pick acquired from EDM
4 65		MacLean, Dave
4* 72		Chykowski, Ron
		Pick acquired from QUE in John Garrett trade.
5 86		Traded to NYI (Bob Caulfield) in Gary Howatt trade.
6 107		Johnson, Brian
7 128		Reekie, Joe
8* 148		DuPerron, Chris
8 149		Falle, James
		Pick acquired from PIT in Rick MacLeish trade.
9 170		Fordy, Bill
10 191		Traded to TOR (Greg Rolston) in Paul Marshall trade.
10* 201		Karlsson, Reine
		Pick acquired from NYR in Rob McClanahan trade.
11 212		Acton, Allan
12 233		Kaminski, Darcy

## 1984 ENTRY DRAFT (12 ROUNDS)

General Manager: Emile Francis | Player Personnel Director: Steve Brklacich

ROUND/OVERALL/PLAYER	POS	TEAM
1 5		Traded to MTL (Peter Svoboda) in Pierre Larouche trade.
1* 11 <b>Cote, Sylvain</b>	D	Quebec (QMJHL)
		Pick acquired from MTL in Pierre Larouche trade.
2 26		Traded to MTL in Pierre Larouche trade. Later transferred to STL (Brian Benning).
3 47		Traded to PHI (John Stevens).
4 68		Traded to WIN (Chris Mills) in Norm Dupont trade.
5 89		Traded to MIN (Jiri Poner) in Mark Johnson trade.
6 110 <b>Millar, Mike</b>	RW	Brantford (OHL)
7 131 <b>Vellucci, Mike</b>	D	Belleville (OHL)
8 152		Traded to DET (Lars Karlsson) in Brad Shaw trade.
9 173		Devereaux, John
10 193		Regan, Brent
11 214		Culhane, Jim
12 234		Abric, Peter

## 1985 ENTRY DRAFT (12 ROUNDS)

General Manager: Emile Francis | Player Personnel Director: Steve Brklacich

ROUND/OVERALL/PLAYER	POS	TEAM
1 5 <b>Murzyn, Dana</b>	D	Calgary (WHL)
2 26 <b>Whitmore, Kay</b>	G	Peterborough (OHL)
3 47		Traded to MTL (Rocky Dundas) in Pierre Larouche trade.
3 58		Acquired pick from MTL in Pierre Larouche trade.
		Traded to PIT (Bruce Racine) in Greg Malone trade.
4 68		Callahan, Gary
5 89		Traded to NYI (Tommy Hedlund) in Steve Stoyanovich trade.
6 110		Churla, Shane
7 131		Brant, Chris
8 152		Puhalsky, Brian
9 173		Dornbach, Greg
10 194		Tory, Paul
11 215		Palvloski, Jerry
12 236		Hill, Bruce

## 1986 ENTRY DRAFT (12 ROUNDS)

General Manager: Emile Francis | Player Personnel Director: Steve Brklacich

ROUND/OVERALL/PLAYER	POS	TEAM
1 11 <b>Young, Scott</b>	RW	Boston Univs. (Hockey East)
2 32 <b>Laforge, Marc</b>	D	Kingston (OHL)
3 53	Traded to NYR (Shawn Clouston) in Steve Weeks trade.	
4 74 <b>Chapman, Brian</b>	D	Belleville (OHL)
5 95 Horn, Bill	G	W. Michigan (CCHA)
6 116 Quinn, Joe	RW	Calgary (WHL)
7 137 Torrel, Steve	C	Hibbing H.S.
8 158 Hoover, Ron	C	W. Michigan (CCHA)
9 179 Glasgow, Robert	RW	Sherwood Park H.S.
10 200 Evoy, Sean	G	Cornwall (OHL)
11 221 Brown, Cal	D	Penticton H.S.
12 242 Verbeek, Brian	C	Kingston (OHL)

## 1987 ENTRY DRAFT (12 ROUNDS)

General Manager: Emile Francis | Player Personnel Director: Steve Brklacich

ROUND/OVERALL/PLAYER	POS	TEAM
1 18 <b>Hull, Jody</b>	RW	Peterborough (OHL)
2 39 <b>Burt, Adam</b>	D	North Bay (OHL)
3 60	Traded to CHI (Mike Dagenais) in Bill Gardner trade.	
4 81 <b>Yake, Terry</b>	C	Brandon (WHL)
5 102 Rousseau, Marc	D	Denver (WCHA)
6 123 St. Cyr, Jeff	D	Michigan Tech (WCHA)
7 144 Wolf, Greg	D	Buffalo Regal Midget
8 165 Moore, John	C	Yale University (ECAC)
9 186 Day, Joe	LW	St. Lawrence (ECAC)
10 207	Traded to STL (Andy Cesarski) in Pat Hughes trade.	
11 228 Sullivan, Kevin	RW	Princeton (ECAC)
12 249 Laurin, Steve	G	Dartmouth (ECAC)

## 1988 ENTRY DRAFT (12 ROUNDS)

General Manager: Emile Francis | Player Personnel Director: Steve Brklacich

ROUND/OVERALL/PLAYER	POS	TEAM
1 11 <b>Govedaris, Chris</b>	LW	Toronto (OHL)
2 32 Richter, Barry	D	Culver Academy
3 53	Traded to EDM (Trevor Sim) in Dave Semenko trade.	
4 74 Dyer, Dean	C	Lake Superior (CCHA)
5 95 Morrow, Scott	LW	Norwood Prep
6 116 Beaulieu, Corey	D	Seattle (WHL)
7 137 Russell, Kerry	RW	Michigan State (CCHA)
8 158 Burke, Jim	D	U. Maine (Hockey East)
9 179 Hirth, Mark	C	Michigan State (CCHA)
10 200 Bucsis, Wayde	RW	Prince Albert
11 221 White, Bob	D	St. Lawrence (ECAC)
12 242 Slatalla, Dan	LW	Deerfield Academy

## 1989 ENTRY DRAFT (12 ROUNDS)

General Manager: Ed Johnston | Player Personnel Director: Ken Schinkel

ROUND/OVERALL/PLAYER	POS	TEAM
1 10 <b>Holik, Robert</b>	C	Jihlava (Czech)
2 31	Traded to STL (Rick Coriveau) in Charles Bourgeois trade.	
3 52 Atcheynum, Blair	RW	Moose Jaw (WHL)
4 73 <b>McKenzie, Jim</b>	LW	Victoria (WHL)
5 94 <b>Black, James</b>	C	Portland (WHL)
6 115 Bechard, Jerome	LW	Moose Jaw (WHL)
7 136 <b>Daniels, Scott</b>	LW	Regina (OHL)
8 157 Saumirer, Ray	RW	Trois-Rivieres (QMJHL)
9 178 <b>Picard, Michel</b>	LW	Trois-Rivieres (QMJHL)
10 199 Buchanan, Trevor	LW	Kamloops (WHL)
11 220 Battice, John	D	London (OHL)
12 241 Kasowski, Peter	C	Swift Current (WHL)

## 1990 ENTRY DRAFT (12 ROUNDS)

General Manager: Ed Johnston | Player Personnel Director: Ken Schinkel

ROUND/OVERALL/PLAYER	POS	TEAM
1 15 <b>Greig, Mark</b>	RW	Lethbridge (WHL)
2 36 <b>Sanderson, Geoff</b>	LW	Swift Current (WHL)
3 57 <b>Lenarduzzi, Mike</b>	G	Sault Ste. Marie (OHL)
4 78 Bright, Chris	C	Moose Jaw (OHL)
5 99	Traded to NYR (Lubos Rob) in Brian Lawton trade.	
6 120 Keenan, Cory	D	Kitchener (OHL)
7 141 <b>Baca, Jergus</b>	D	Kosice (Czech)
8 162 D'Orsonnens, Martin	D	Clarkson (ECAC)
9 183 Osmak, Corey	C	Nipipawan Tier II
10 204 Knutsen, Espen	C	Valerengen (Norway)
11 225 Erikson, Tommie	D	Prince Albert (WHL)
12 246 Chalifoux, Denis	C	Laval (QMJHL)

## 1991 ENTRY DRAFT (12 ROUNDS)

General Manager: Ed Johnston | Player Personnel Director: Ken Schinkel

ROUND/OVERALL/PLAYER	POS	TEAM
1 9 <b>Poulin, Patrick</b>	LW	St. Hyac in the (QMJHL)
2 31 Hamrlik, Martin	D	TJ Zin (Czech)
3 53 Hall, Todd	D	Hamden H.S.
3* 59 <b>Nylander, Michael</b>	C	Aik Solna (Sweden)
	Pick acquired from NYR in Carey Wilson trade.	
4 75 <b>Storm, Jim</b>	LW	Michigan Tech (WCHA)
5 97	Traded to MIN (Mike Kennedy) at draft for future considerations. MIN later sent Jukka Suomalainen.	
6 119 Harding, Mike	RW	Northern Mich. (CCHA)
7 141 Mueller, Brian	D	Clarkson (ECAC)
8 163 Yule, Steve	D	Kamloops (WHL)
9 185 Belanger, Chris	D	Western Mich. (CCHA)
10 207 Currie, Jason	G	Clarkson (ECAC)
11 229 Santonelli, Mike	C	Matignon H.S.
12 251 Peters, Rob		

## 1992 ENTRY DRAFT (11 ROUNDS)

General Manager: Brian Burke | Player Personnel Director: Kevin Maxwell

ROUND/OVERALL/PLAYER	POS	TEAM
1 9 <b>Petrovicky, Robert</b>	C	Dukla Trencin (Czech)
2 33	Traded to MTL (Valeri Bure) in Andrew Cassels trade.	
2* 47 <b>Nikolishin, Andrei</b>	LW	Dynamo Moscow
	Pick acquired from WSH in Sylvain Cote trade.	
3 57 Vopat, Jan	D	Litvinov
4* 79 <b>Smyth, Kevin</b>	LW	Moose Jaw (WHL)
	Pick acquired from PHI for Kevin Dineen trade.	
4 81 <b>McBain, Jason</b>	D	Portland (WHL)
5 105	Traded to NYI (Ryan Duthie) in Marc Bergevin trade.	
6 129	Traded to CGY (Joel Bouchard) in Paul Fenton trade.	
6* 143 Reid, Jarret	C	Sault Ste. Marie (OHL)
	Pick acquired from WSH in Dave Tippett trade.	
7 153 Belanger, Ken	LW	Ottawa (OHL)
8 177 Korotkov, Konstatin	C	Spartak
9 201 Zwakman, Greg	D	Edina
10 225 <b>Halko, Steve</b>	D	Thornhill Jr. A
11 249 Esbjors, Joacim	D	Vastra Frolunda

## 1993 ENTRY DRAFT (11 ROUNDS)

General Manager: Brian Burke | Player Personnel Director: Kevin Maxwell

ROUND/OVERALL/PLAYER	POS	TEAM
1* 2 <b>Pronger, Chris</b>	D	Peterborough (OHL)
	Pick acquired from SJ for a first, second, and third picks in 1993 Draft and future considerations (Sergei Makarov).	
1 6	Traded to SJ (Victor Kozlov) in Chris Pronger trade.	
2 32	Traded to NJ (Jay Pandolfo) in Sean Burke trade.	
2* 45	Pick acquired from TOR in John Cullen trade. Traded to SJ (Vlastimil Kroupa) in Chris Pronger trade.	
3 58	Traded to SJ (Ville Peltonen) in Chris Pronger trade.	
3* 72 <b>Malik, Marek</b>	D	Vitkovice
	Pick acquired from VAN in Murray Craven trade.	
4 84 Roenick, Trevor	RW	Boston Jr. Bruins
5 110	Traded to VAN (Scott Walker) in Murry Craven trade.	
5* 115 <b>Pratt, Nolan</b>	D	Portland (WHL)
	Pick acquired from VAN in Kay Whitmore trade.	
6 136	Traded to MIN (Rick Mrozik) in Allen Pedersen trade.	
7 162	Traded to NYR (Sergei Kondrashkin) in Tim Kerr trade.	
8 188 <b>Legace, Manny</b>	G	Niagara (OHL)
9 214 Gorenko, Dimitri	LW	CSKA
10 240 Swinson, Wes	D	Kitchener (OHL)
11 266 <b>Chibiryev, Igor</b>	LW	Fort Wayne (IHL)

# NHL DRAFT HISTORY

## 1994 ENTRY DRAFT (11 ROUNDS)

General Manager: Jim Rutherford | Player Personnel Director: Bruce Haralson

ROUND/OVERALL/PLAYER	POS	TEAM
1 5 <b>O'Neill, Jeff</b>	C	Guelph (OHL)
2 31		Traded to FLA (Jason Podollan) in Chris Pronger trade.
3 57		Traded to PIT (Sven Butenschon) in Frank Pieterangelo trade.
4 83 <b>Domenichelli, Hnat</b>	LW	Kamloops (WHL)
5 109	D	Guelph (OHL)
6 135		Traded to NYR (Yuri Litvinov) in Darren Turcotte trade.
7 161		Traded to PIT (Serge Aubin) in Frank Pieterangelo trade.
8 187	C	St. Joseph H.S.
9 213	D	Harvard (ECAC)
9* 230	RW	Detroit (OHL)
		Pick acquired from TOR in Ken Belanger trade.
10 239	G	Westminster
11 265	LW	Niagra (OHL)

## 1995 ENTRY DRAFT (9 ROUNDS)

General Manager: Jim Rutherford | Player Personnel Director: Sheldon Ferguson

ROUND/OVERALL/PLAYER	POS	TEAM
1 9		Traded to BOS (Kyle McLaren) in Glen Wesley trade.
1* 13 <b>Giguere, J.S.</b>	G	Halifax (QMJHL)
		Pick acquired from NYR in Pat Verbeek trade.
2 35	D	Dynamo Moscow
3 61		Traded to CHI in Jocelyn Lemieux trade. Pick transferred to VAN (Larry Courville).
4* 85	C	Oshawa (OHL)
		Pick acquired from LA in Jan. Vopat trade.
4 87 <b>Kapanen, Sami</b>	LW	HIFK Helsinki
5 113	D	Spokane (WHL)
6 139		Traded to TOR (Doug Bonner) in Ted Crowley trade.
7 165 <b>Ritchie, Byron</b>	LW	Lethbridge (WHL)
8 191	RW	Detroit (OHL)
9 217 <b>Rucinski, Mike</b>	D	Detroit (OHL)

## 1996 ENTRY DRAFT (9 ROUNDS)

General Manager: Jim Rutherford | Player Personnel Director: Sheldon Ferguson

ROUND/OVERALL/PLAYER	POS	TEAM
1 8		Traded to BOS (Johnathan Aitken) in Glen Wesley trade.
2 34	LW	Medicine Hat (WHL)
3 61	LW	CSKA Moscow
4 88 <b>MacDonald, Craig</b>	C	Harvard (ECAC)
4* 104	C	Detroit (OHL)
		Pick acquired from NYR in Pat Verbeek trade.
5 116	D	Kitchener (OHL)
6 143	G	Tri-City (WHL)
7 171 <b>Kuznik, Greg</b>	D	Seattle (WHL)
8 197	LW	Calgary (WHL)
9 223 <b>Adams, Craig</b>	RW	Harvard (ECAC)
9* 231	LW	Rakhmatullin, Ashkat
		Pick acquired from TB in Jeff Reese trade.

## 1997 ENTRY DRAFT (9 ROUNDS)

General Manager: Jim Rutherford | Player Personnel Director: Sheldon Ferguson

ROUND/OVERALL/PLAYER	POS	TEAM
1 8		Traded to BOS (Sergei Samsonov) in Glen Wesley trade.
1* 22 <b>Tselios, Nikos</b>	D	Belleville (OHL)
		Pick acquired from DET in Brendan Shanahan trade.
1* 23		Pick acquired from PHI in Paul Coffey trade. Traded to SJ (Scott Hannan) for 1997 second round pick (Brad DeFauw) and 1998 third round pick.
2* 28 <b>Defauw, Brad</b>	LW	North Dakota (WCHCA)
		Pick acquired from SJ in draft day position swap at 1997 NHL Draft.
2* 51		Pick acquired from NJ in Jocelyn Lemieux trade. Traded to CGY in Steve Chiasson trade.
2 34		Pick traded to VAN (Ryan Bonni) in Jeff Brown trade.
3 62		Traded to PHI (Kris Mallette) in Paul Coffey trade.
3* 80	D	Val D'Or (QMJHL)
		Pick acquired from CGY in Hnat Domenichelli trade.
		CGY had acquired the pick from COL.
4 88 <b>Willis, Shane</b>	RW	Lethbridge (WHL)
5 115		Traded to NYI (Adam Edinger) in Derek King trade.
6 142	D	Owen Sound (OHL)
7 169	C	Michigan (WCHA)
		Pick traded to PHI in Kevin Dineen trade. Pick reacquired from PHI in Paul Coffey trade.
8* 195 <b>Nordgren, Niklas</b>	LW	Modo Ornskoldsvik
		NHL Compensatory pick for Scott Daniels signing by PHI.
8 199	D	Detroit (OHL)
9 225	C	Guelph (OHL)

## 1998 ENTRY DRAFT (9 ROUNDS)

General Manager: Jim Rutherford | Player Personnel Director: Sheldon Ferguson

ROUND/OVERALL/PLAYER	POS	TEAM
1 11 <b>Jeff Heerema</b>	RW	Sarnia (OHL)
2 39		Traded to New Jersey (later traded to Dallas-Stars selected John Erskine) in Jeff Brown trade.
3 70	D	Plymouth (OHL)
		Pick acquired from San Jose in draft pick trade of 1997
3* 62		Pick acquired from Vancouver in Jeff Brown trade.
		Pick traded to Calgary in Steve Chiasson trade (Paul Manning).
3* 71 <b>Erik Cole</b>	LW	Clarkson (ECAC)
4* 91 <b>Josef Vasicek</b>	C	Slavia Praha Jr (Czech.)
		Pick acquired from Anaheim in Mark Janssens trade.
4* 93 <b>Tommy Westlund</b>	RW	Sweden
		Pick acquired from the New York Rangers in Jason Muzzatti trade.
4 97	G	Guelph (OHL)
5 126		Traded to Chicago (later traded to Toronto-Leafs select Morgan Warren) in Enrico Ciccone trade.
6 157		Traded to St. Louis (Brad Voth) in Steve Leach trade.
7 184	C	Clarkson (ECAC)
8* 208 <b>Jaroslav Svoboda</b>	RW	Czech.
		Pick acquired from Toronto in Kelly Chase trade.
8 211	C	Michigan (CCHA)
9 239	C	Red Deer (WHL)

## 1999 ENTRY DRAFT (9 ROUNDS)

General Manager: Jim Rutherford | Player Personnel Director: Sheldon Ferguson

ROUND/OVERALL/PLAYER	POS	TEAM
1 16 <b>David Tanabe</b>	D	Wisconsin (WCHA)
2 49 <b>Bret Lysak</b>	C	Regina (WHL)
3 84 <b>Brad Fast</b>	D	Prince George (BCJHL)
4 113	LW	Bowling Green (CCHA)
4* 121		Pick acquired from Toronto in Jeff Brown trade. Pick traded to Nashville in Eric Fichaud trade (Yevgeny Pavlov).
5 142		Pick traded to Colorado in Randy Petruk trade. Colorado selected William Magnuson.
6 174 <b>Damian Surma</b>	LW	Plymouth (OHL)
7 202	D	Oshawa (OHL)
8 231	RW	Clarkson (ECAC)
8 237	G	Finland
		Pick acquired from Philadelphia in Francis Lessard trade.
9 259	C	Belarus

## 2000 ENTRY DRAFT (9 ROUNDS)

General Manager: Jim Rutherford | Player Personnel Director: Sheldon Ferguson

ROUND/OVERALL/PLAYER	POS	TEAM
1 14		Pick traded to Colorado in Sandis Ozolinsh trade (Vaclav Nedorost).
2* 32	<b>Tomas Kurka</b>	LW Plymouth (OHL)
		Pick acquired from Colorado in Sandis Ozolinsh trade
2 47		Pick traded to Colorado in Sandis Ozolinsh trade (Jared Aulin).
2* 63		Pick acquired from Philadelphia in Rod Brind'Amour trade.
		Pick traded to Colorado in Sandis Ozolinsh trade (Argis Saviels).
3 80	<b>Ryan Bayda</b>	LW North Dakota (WCHA)
4* 90	<b>Niclas Wallin</b>	D Brynas Gavle (Sweden)
		Pick acquired from Atlanta in draft day trade.
4* 108		Pick acquired from Anaheim in Dave Karpas trade. Pick traded to Atlanta in draft day trade (Blake Robson).
4 110	Jared Newman	D Plymouth (OHL)
5* 147		Pick acquired as compensation for Ray Sheppard. Pick traded to Atlanta in draft day trade (Matt McRae).
5* 148		Pick traded to Philadelphia in Rod Brind'Amour trade. Pick later traded to NY Islanders in Gino Odjick trade. (Kristofer Ottoson).
6 181	Justin Forrest	D US National U-18.
7 212	Magnus Kahnberg	F Frolunda (Sweden)
8* 235	Craig Kowalski	G Compuware (NAHL)
		Compensatory pick for Kevin Dineen.
8 244		Pick traded to Atlanta in draft day trade (Eric Bowen).
9 276	Troy Ferguson	C Michigan State (CCHA)

## 2001 ENTRY DRAFT (9 ROUNDS)

General Manager: Jim Rutherford | Player Personnel Director: Sheldon Ferguson

ROUND/OVERALL/PLAYER	POS	TEAM
1 15	Igor Knyazev	D Spartak (Russia)
2 46	<b>Michael Zigomanis</b>	C Kingston (OHL)
3* 79		Pick traded to the Minnesota Wild in the Scott Pellerin trade. Pick later traded to the NY Rangers (Garth Murray).
3* 91	Kevin Estrada	F Chilliwack (BCJHL)
		Compensatory pick for Gary Roberts.
4* 110	Rob Zepp	G Plymouth (OHL)
		Pick acquired from Philadelphia for a third-round pick in 2002.
4* 113		Pick traded to NY Rangers in Rob DiMaio, Darren Langdon trade (Bryce Lampman).
5* 149		Pick traded to Colorado in Chris Dingman trade (Mikko Viitanen).
6 181	Daniel Boisclair	G Cape Breton (QMJHL)
7 211	Sean Curry	D Tri-City (WHL)
8 244	Carter Trevisani	D Ottawa (OHL)
9 274	Peter Reynolds	D North Bay (OHL)

## 2002 ENTRY DRAFT (9 ROUNDS)

General Manager: Jim Rutherford | Player Personnel Director: Sheldon Ferguson

ROUND/OVERALL/PLAYER	POS	TEAM
1 25	<b>Cam Ward</b>	G Red Deer (WHL)
2 58		Pick traded to Detroit in Aaron Ward trade (Jiri Hudler).
3* 91	Jesse Lane	D Hull (QMJHL)
		Pick traded to Philadelphia for a fourth-round pick in 2001 (Rob Zepp). Re-acquired by Carolina for a sixth-round pick in 2002 and a third-round pick in 2003.
4* 124		Pick traded to St. Louis in the Sean Hill deal. Later traded to Atlanta (Lane Manson).
5* 155		Pick acquired as compensation for Scott Pellerin. Pick traded to Minnesota (Armands Berzins).
5 160	Daniel Manzato	G Victoriaville (QMJHL)
6* 174		Pick acquired as compensation for Rob DiMaio. Pick traded to Tampa Bay (Karri Akkanen) for a fourth-round pick in 2003.
6* 192		Pick traded to Philadelphia (Nikita Korovkin) along with third-round pick in 2003 for a third-round pick in 2002.
7 224	Adam Taylor	C Kootenay (WHL)
8* 255		Pick traded to Tampa Bay (Ryan Craig) for a fourth-round pick in 2003.
8* 256		Pick acquired from Philadelphia. Pick traded to Tampa Bay (Darren Reid) for a fourth-round pick in 2003.
9 286		Pick traded to Tampa Bay (Alexei Glukhov) for a fourth-round pick in 2003.

## 2003 ENTRY DRAFT (9 ROUNDS)

General Manager: Jim Rutherford | Player Personnel Director: Sheldon Ferguson

ROUND/OVERALL/PLAYER	POS	TEAM
1 2	<b>Eric Staal</b>	C Peterborough (OHL)
2 31	<b>Danny Richmond</b>	D Michigan (CCHA)
3* 69		Pick traded to Philadelphia (Colin Fraser) along with Carolina's sixth-round pick in 2002 (Nikita Korovkin) in exchange for Carolina's 2002 third-round pick (Jesse Lane), which was previously traded to Philadelphia.
4 102	Aaron Dawson	D Peterborough (OHL)
4* 126	Kevin Nastiuk	G Medicine Hat (WHL)
		Pick acquired from Toronto in exchange for Tom Barrasso.
4* 130	Matej Trojovskiy	D Regina (WHL)
		Pick acquired from Tampa Bay in exchange for the Hurricanes' sixth-round pick, two eighth-round picks and ninth-round pick in the 2002 NHL Entry Draft.
5* 137	Tyson Strachan	D Vernon (BCJHL)
		Pick acquired as compensation for Martin Gelinac
5 138		Pick traded to Columbus (Arsi Piiapanen) along with Carolina's sixth-round pick in 2003 in exchange for a fourth-round pick in the 2004 NHL Entry Draft.
6 168		Pick traded to Columbus (Lukas Bolf) along with Carolina's fifth-round pick in 2003 in exchange for a fourth-round pick in the 2004 NHL Entry Draft.
7 198	Shay Stephenson	LW Red Deer (WHL)
8 230	Jamie Hoffmann	C Des Moines (USHL)
9 262	Ryan Rorabeck	C Tor. St. Michael's (OHL)

## 2004 ENTRY DRAFT (9 ROUNDS)

General Manager: Jim Rutherford | Player Personnel Director: Sheldon Ferguson

ROUND/OVERALL/PLAYER	POS	TEAM
1* 4	<b>Andrew Ladd</b>	L Calgary (WHL)
		Pick acquired from Columbus in exchange for Carolina's first-round pick in 2004 and a second-round pick in 2004.
1* 8		Pick traded to Columbus (Alexandre Picard) in draft-day trade.
2 38	<b>Justin Peters</b>	G Tor. St. Michael's (OHL)
2* 59		Pick traded to Columbus (Kyle Wharton) in draft-day trade. Was acquired from Toronto in exchange for Glen Wesley in March 2003.
3* 69	<b>Casey Borer</b>	D St. Cloud St. (WCHA)
		Pick acquired from Colorado in Bob Boughner trade. Colorado acquired pick from Washington along with Steve Konowalchuk in exchange for Bates Battaglia and Jonas Johansson.
3 74		Pick traded to Anaheim (Kyle Klubertanz) in Martin Gerber trade.
4 106		Pick traded to Atlanta (Chad Painchaud) in exchange for Atlanta's third-round pick in 2005.
4* 109	<b>Brett Carson</b>	D Calgary (WHL)
		Pick acquired from Atlanta in exchange for Janie Hurme.
4* 121		Pick traded to Calgary (Kristopher Hogg) for Bob Boughner. Pick originally acquired from Columbus in a 2003 draft-day trade. Columbus had previously acquired the pick from New Jersey.
5 137	Magnus Akerlund	G HV 71 Jr. (Swedish Jr.)
6 171		Traded to Philadelphia (Frederik Cabana) in Marty Murray trade.
7 202	Ryan Pottruff	D London (OHL)
8 235	Jonas Fiedler	RW Plymouth (OHL)
9 268	Martin Vagner	D Gatineau (QMJHL)

# NHL DRAFT HISTORY

## 2005 ENTRY DRAFT (7 ROUNDS)

General Manager: Jim Rutherford | Player Personnel Director: Sheldon Ferguson

ROUND/OVERALL/PLAYER	POS	TEAM
1 3 Jack Johnson	D	US National U-18 (USA)
2 58 Nathan Hagemo	D	Univs. of Minnesota (WCHA)
3 64 Joe Barnes	C	Saskatoon (WHL)
3* 69		Pick acquired from Atlanta in exchange for the 106th pick in 2004. Traded to Calgary (Gord Baldwin) in exchange for Mike Commodore.
3* 78		Pick acquired from Phoenix as part of trade for Danny Markov. Later traded to Nashville in exchange for Andrew Hutchinson.
4* 94 Jakub Vojta	D	Sparta Jr. (Czech Jr.)
4* 101		Pick acquired from Dallas in exchange for Jaroslav Svoboda.
4 123 Ondrej Otcenas	LW	Trencin Jr. (Svk Jr.)
5* 128		Pick sent to Calgary (Kevin Lalande) since Colorado re-signed Bob Boughner. Carolina received Colorado's 2005 fifth-round pick in return as part of the Boughner-Chris Bahen trade.
5* 145 Timothy Kunes	D	N.E. JR. Falcons (EJHL)
		Pick assigned to the Hurricanes as compensation for the loss of Sean Hill to free agency (Florida).
5* 159 Risto Korhonen	D	Karpat Jr. (Fin. Jr.)
		Pick acquired from Colorado as part of the Bob Boughner trade.
6 192 <b>Nicolas Blanchard</b>	LW	Chicoutimi (QMJHL)
7 198 Kyle Lawson	D	US National U-18 (USA)

## 2006 ENTRY DRAFT (7 ROUNDS)

General Manager: Jim Rutherford | Player Personnel Director: Sheldon Ferguson

ROUND/OVERALL/PLAYER	POS	TEAM
1* 30		Pick traded to St. Louis in the Doug Weight trade (January 30, 2006) and later traded to New Jersey (Matthew Corrente)
2 63 <b>Jamie McBain</b>	D	U.S. National U-18 (USA)
3 93 Harrison Reed	RW	Sarnia (OHL)
4* 99		Pick acquired from Columbus as part of a 2005 draft-day trade. Pick traded to Chicago as part of trade for Anton Babchuk. Chicago traded the pick to Toronto and Toronto selected James Reimer.
4* 106		Pick acquired from Toronto on draft day 2005 in exchange for Jeff O'Neill and later traded to St. Louis, January 30, 2006 (Reto Berra).
4 123 Bobby Hughes	C	Kingston (OHL)
5 153 Stefan Chaput	C	Lewiston (QMJHL)
6 183 Nick Dodge	RW	Clarkson (ECAC)
7 213 Justin Krueger	D	Penticton (BCHL)

## 2007 ENTRY DRAFT (7 ROUNDS)

General Manager: Jim Rutherford | Player Personnel Director: Sheldon Ferguson

ROUND/OVERALL/PLAYER	POS	TEAM
1 11 <b>Brandon Sutter</b>	C/RW	Red Deer (WHL)
2* 41		Pick traded to Pittsburgh in Mark Recchi trade (March 9, 2006). Later traded to San Jose and later traded to Philadelphia. Philadelphia selected Kevin Marshall.
3 72 <b>Drayson Bowman</b>	C/LW	Spokane (WHL)
4* 96		Pick acquired from Chicago in Anton Babchuk trade (January 20, 2007). Later traded to St. Louis in Doug Weight trade. St. Louis selected Cade Fairchild.
4 102 Justin McCrae	C	Saskatoon (WHL)
5 132 <b>Chris Terry</b>	LW	Plymouth (OHL)
6 162 <b>Brett Bellemore</b>	D	Plymouth (OHL)
7* 192		Pick traded to Montreal in Michael Leighton trade (June 23, 2007). Montreal selected Scott Kishel.

## 2008 ENTRY DRAFT (7 ROUNDS)

General Manager: Jim Rutherford | Player Personnel Director: Tony MacDonald

ROUND/OVERALL/PLAYER	POS	TEAM
1 14 <b>Zach Boychuk</b>	C	Lethbridge (WHL)
2 45 <b>Zac Dalpe</b>	C/RW	Penticton (BCHL)
3* 75		Pick traded to NY Rangers in Matt Cullen trade (July 17, 2007). Rangers selected C Evgeny Grachev.
4 105 <b>Michal Jordan</b>	D	Plymouth (OHL)
5* 135		Pick traded to Columbus in Anson Carter trade (February 23, 2007). Blue Jackets selected RW Tomas Kubalik.
6 165 <b>Mike Murphy</b>	G	Belleville (OHL)
7 195 Samuel Morneau	LW	Baie-Comeau (QMJHL)

## 2009 ENTRY DRAFT (7 ROUNDS)

General Manager: Jim Rutherford | Player Personnel Director: Tony MacDonald

ROUND/OVERALL/PLAYER	POS	TEAM
1 27 Philippe Paradis	C	Shawinigan (QMJHL)
2* 51 Brian Dumoulin	D	Jr. Monarchs (EJHL)
		Originally Calgary's pick. Acquired from Los Angeles along with Patrick O'Sullivan for Justin Williams, March 4, 2009.
2* 58		Pick traded to Edmonton in trade for Erik Cole. Edmonton traded pick to Buffalo for Ales Kotalik. Buffalo traded pick to Toronto for Dominic Moore. All trades occurred on March 4, 2009. Toronto selected Jesse Blacker.
3 88 Mattias Lindstrom	LW	Skelleftea (Sweden)
4* 118		Pick traded to Tampa Bay along with Wade Brookbank and Josef Melichar for Jussi Jokinen (February 7, 2009). Tampa Bay traded pick to Toronto (March 4, 2009). Toronto forfeited pick as part of a penalty for violating the CBA in relation to free agent Jonas Frogren (July 4, 2008). The pick was skipped.
5* 131 Matt Kennedy	RW	Guelph (OHL)
5* 148		Pick acquired from Edmonton in Erik Cole trade (March 4, 2009). Pick traded to Nashville for rights to Darcy Hordichuk (June 19, 2008). Nashville traded the pick to Tampa Bay for a fifth-round pick in 2010. Tampa Bay selected Michael Zador.
6 178 Rasmus Rissanen	D	Kalpa Jr. (Fin. Jr.)
7 208 Tommi Kivisto	D	Red Deer (WHL)

## 2010 ENTRY DRAFT (7 ROUNDS)

General Manager: Jim Rutherford | Player Personnel Director: Tony MacDonald

ROUND/OVERALL/PLAYER	POS	TEAM
1 7 <b>Jeff Skinner</b>	C	Kitchener (OHL)
2 37 <b>Justin Faulk</b>	D	U.S. National U-18 (USA)
2* 46		Pick acquired along with Alexandre Picard from Ottawa in exchange for Matt Cullen, February 12, 2010. Traded to Edmonton in exchange for Riley Nash, June 26, 2010. Edmonton selected Martin Marincin.
2* 53 Mark Alt	D	Cretin-Derham (Minn. H.S.)
		Originally Buffalo's pick. Acquired from San Jose in exchange for Niclas Wallin and Carolina's 2010 fifth-round pick (127th overall). San Jose selected Cody Ferriero.
3 67 Danny Biega	D	Harvard (ECAC)
3* 85 Austin Levi	D	Plymouth (OHL)
		Pick acquired from Vancouver in exchange for Andrew Alberts, March 3, 2010.
4* 97		Pick traded to Boston along with Patrick Eaves in exchange for Aaron Ward, July 24, 2009. Boston selected Craig Cunningham.
4* 105 Justin Shugg	LW	Windsor (OHL)
		Originally Boston's pick. Acquired from Anaheim along with Justin Pogge in exchange for Aaron Ward, March 3, 2010.
5* 127		Pick traded to San Jose along with Niclas Wallin in exchange for Buffalo's 2010 second-round pick (53rd overall - Mark Alt).
5* 138		Pick acquired from Nashville when Carolina acquired the rights to Darcy Hordichuk, June 19, 2008, and Hordichuk did not sign. Traded to Phoenix in exchange for Jared Staal, May 13, 2010. Phoenix selected Louie Domingue.
6* 157		Pick traded to NY Rangers along with Washington's 2011 second-round pick in exchange for Bobby Sanguinetti, June 26, 2010. NY Rangers selected Jesper Fasth.
6* 167 Tyler Stahl	D	Chilliwack (WHL)
		Pick acquired from Colorado along with Cedric LaLonde-McNicoll in exchange for Stephane Yelle, March 3, 2010.
7 187 Frederik Andersen	G	Frederikshavn (Denmark)
7* 206		Pick acquired from Washington in exchange for Scott Walker, March 3, 2010. Traded to Philadelphia in exchange for Jonathan Matsumoto, June 26, 2010. Philadelphia selected Ricard Blidstrand.

## 2011 ENTRY DRAFT (7 ROUNDS)

General Manager: Jim Rutherford | Player Personnel Director: Tony MacDonald

ROUND/OVERALL/PLAYER	POS	TEAM
1 12 <b>Ryan Murphy</b>	D	Kitchener (OHL)
2 42 Victor Rask	C	Lekand (Sweden Jr.)
2* 57	Pick acquired from Washington along with Brian Pothier and Oskar Osala in exchange for Joe Corvo, March 3, 2010. Pick traded to NY Rangers along with the 157th pick in the 2010 draft in exchange for Bobby Sanguinetti, June 26, 2010. Pick traded to Calgary along with Roman Horak and Rangers' second-round pick in 2011 (45th overall) in exchange for Tim Erixon and Calgary's fifth-round pick in 2011 (134th overall), June 1, 2011. Calgary selected Tyler Wotherspoon.	
3 73 Keegan Lowe	D	Edmonton (WHL)
4 103 Gregory Hofmann	C	Ambri (Swiss)
5* 133	Pick traded to Florida along with Ryan Carter in exchange for Cory Stillman, Feb. 24, 2011. Pick traded to Atlanta (Winnipeg) along with Radek Dvorak in exchange for Niclas Bergfors and Patrick Rissmiller, Feb. 28, 2011. Pick traded to San Jose along with Calgary's seventh-round pick in 2011 (194th overall) in exchange for the Sharks' 2011 fourth-round pick (119th overall), June 25, 2011. San Jose selected Sean Kuraly.	
6 163 Matt Mahalak	G	Plymouth (OHL)
7 193 Brody Sutter	C	Lethbridge (WHL)

## 2012 DRAFT (7 ROUNDS)

General Manager: Jim Rutherford | Player Personnel Director: Tony MacDonald

ROUND/OVERALL/PLAYER	POS	TEAM
1* 8	Pick traded to Pittsburgh along with Brandon Sutter and Brian Dumoulin in exchange for Jordan Staal, June 22, 2012. Pittsburgh selected Derrick Pouliot.	
2 38 Phillip di Giuseppe	LW	Univ. of Michigan (CCHA)
2* 47 Brock McGinn	LW	Guelph (OHL)
	Acquired from San Jose in exchange for Ian White, Feb. 18, 2011.	
3 69 Daniel Altshuler	G	Oshawa (OHL)
4 99 Erik Karlsson	C	Frolunda (Swe. Jr.)
4* 115 Trevor Carrick	D	Mississauga (OHL)
	Acquired from Boston in exchange for Joe Corvo, July 5, 2011.	
4* 120 Jaccob Slavin	D	Chicago (USHL)
	Acquired from New Jersey along with Joe Sova in exchange for Alexei Ponikarovsky, Jan. 20, 2012.	
5 129 Brendan Woods	LW	Univ. of Wisconsin (WCHA)
6 159 Collin Olson	G	USA (USHL)
7 189 Brendan Collier	LW	Malden Catholic (Mass. HS)

## 2013 DRAFT (7 ROUNDS)

General Manager: Jim Rutherford | Player Personnel Director: Tony MacDonald


ROUND/OVERALL/PLAYER	POS	TEAM
1 5 <b>Elias Lindholm</b>	C/RW	Brynäs (Sweden)
2* 35	Pick traded to Buffalo along with Jamie McBain in exchange for Andrej Sekera, June 30, 2013. Buffalo selected J.T. Compher.	
3 66 Brett Pesce	D	New Hampshire (HE)
4* 96	Pick traded to Los Angeles along with Anthony Stewart and a 2014 sixth-round pick in exchange for Kevin Westgarth, Jan. 13, 2013. Los Angeles later traded the pick to Edmonton on June 30, 2013, in a multi-pick trade. Edmonton selected Kyle Platzer.	
5 126 Brent Pedersen	LW	Kitchener (OHL)
6 156 Tyler Ganly	D	Sault Ste. Marie (OHL)
7* 186	Pick traded to Tampa Bay along with Adam Hall in exchange for Marc-Andre Bergeron, April 2, 2013. Tampa Bay selected Joel Vermin.	

## 2014 DRAFT (7 ROUNDS)

General Manager: Ron Francis | Player Personnel Director: Tony MacDonald

ROUND/OVERALL/PLAYER	POS	TEAM
1 7 Haydn Fleury	D	Red Deer (WHL)
2 37 Alex Nedeljkovic	G	Plymouth (OHL)
3 67 Warren Foegele	LW	St. Andrews (CISAA)
4* 96 Josh Wesley	D	Plymouth (OHL)
	Acquired from Vancouver along with Kellan Tochkin in exchange for Zac Dalpe and Jeremy Welsh, Sept. 29, 2013.	
4 97 Lucas Wallmark	C	Lulea (SHL)
5 127 Clark Bishop	C	Cape Breton (QMJHL)
6* 157	Pick traded to Los Angeles along with a 2013 fourth-round pick and Anthony Stewart in exchange for Kevin Westgarth, Jan. 13, 2013. Los Angeles selected Jake Marchment.	
7 187 Kyle Jenkins	D	Sault Ste. Marie (OHL)







# FRANCHISE RECORDS

Records in the NHL Including Individual and Team Records

# CAREER RECORDS

## MOST GAMES

1.	Ron Francis	1186
2.	Glen Wesley	913
3.	<b>Eric Staal</b>	<b>769</b>
4.	Kevin Dineen	708
5.	Rod Brind'Amour	694
6.	Jeff O'Neill	673
7.	Adam Burt	626
8.	Erik Cole	557
9.	Sami Kapanen	520
10.	Niclas Wallin	517

## MOST POINTS

1.	Ron Francis	1175
2.	<b>Eric Staal</b>	<b>688</b>
3.	Kevin Dineen	544
4.	Rod Brind'Amour	473
5.	Jeff O'Neill	416
6.	Pat Verbeek	403
7.	Blaine Stoughton	377
8.	Geoff Sanderson	369
9.	Erik Cole	363
10.	Ray Ferraro	351

## MOST GOALS

1.	Ron Francis	382
2.	<b>Eric Staal</b>	<b>289</b>
3.	Kevin Dineen	250
4.	Blaine Stoughton	219
5.	Jeff O'Neill	198
6.	Geoff Sanderson	196
7.	Pat Verbeek	192
8.	Sylvain Turgeon	178
9.	Rod Brind'Amour	174
10.	Erik Cole	168

## MOST ASSISTS

1.	Ron Francis	793
2.	<b>Eric Staal</b>	<b>399</b>
3.	Rod Brind'Amour	299
4.	Kevin Dineen	294
5.	Andrew Cassels	253
6.	Jeff O'Neill	218
7.	Ray Whitney	215
8.	Pat Verbeek	211
9.	Sami Kapanen	203
10.	Dave Babych	196

## MOST PENALTY MINUTES

1.	Kevin Dineen	1439
2.	Torrie Robertson	1368
3.	Pat Verbeek	1144
4.	Ulf Samuelsson	1110
5.	Adam Burt	875
6.	Paul MacDermid	744
7.	Randy Ladouceur	717
8.	Mark Janssens	712
9.	Ron Francis	684
10.	Glen Wesley	620

## MOST HAT TRICKS

1.	<b>Eric Staal</b>	<b>13</b>
2.	Ron Francis	9
3.	Geoff Sanderson	6
	Blaine Stoughton	6
5.	Erik Cole	5
	Kevin Dineen	5
	Ray Ferraro	5
8.	Mike Rogers	4
	Pat Verbeek	4
10.	Mark Johnson	3
	Sami Kapanen	3
	Sylvain Turgeon	3

## MOST POWER PLAY GOALS

1.	Ron Francis	132
2.	<b>Eric Staal</b>	<b>97</b>
3.	Pat Verbeek	73
4.	Kevin Dineen	71
5.	Sylvain Turgeon	68
6.	Jeff O'Neill	64
7.	Geoff Sanderson	62
8.	Rod Brind'Amour	60
9.	Ray Ferraro	59
10.	Blaine Stoughton	56

## MOST SHORTHANDED GOALS

1.	<b>Eric Staal</b>	<b>16</b>
2.	Dave Tippett	11
3.	Rod Brind'Amour	10
4.	Kevyn Adams	8
	Erik Cole	8
	Stewart Gavin	8
	Chad LaRose	8
8.	Murray Craven	7
	Kevin Dineen	7
	Ron Francis	7
	Keith Primeau	7
	Paul Ranheim	7

## MOST CONSECUTIVE GAMES WITH:

<b>POINTS</b>	18	Mike Rogers, 11/22/1980-01/02/1981 (19g, 20a) <i>NOTE: Streak was longest by an NHL player that season.</i>
	17	Mike Rogers, 02/18-03/22/1980 (12g, 17a)
<b>GOALS</b>	9	Pierre Larouche, 01/25-02/13/1982 (10g)
	7	Ray Ferraro, 02/09-23/1989 (9g)
	6	Keith Primeau, 12/30/1997-01/08/1998 (6g)
	6	Ray Sheppard, 11/14-25/1998 (7g)
<b>ASSISTS</b>	11	<b>Eric Staal, 2/10-3/6/2012 (14a)</b> <i>NOTE: Streak was longest by an NHL player that season.</i>
	10	Dave Keon, 11/17-12/07/1979 (12a)
	9	Mike Rogers, 12/07-27/1980 (14a)
		Blaine Stoughton, 01/25-02/13/1982 (12a)
	8	Rod Brind'Amour, 02/18-02/01/2001 (10a)
		Matt Cullen, 10/22-11/8/07 (12a)
	7	Keith Primeau, 02/01-03/06/1998 (7a)
	7	Jeff O'Neill, 10/11-30/2002 (7a)
	7	Cory Stillman, 12/15/2005-01/07/2006 (7a)

## MOST GOAL SEASONS:

<b>20-GOALS</b>	14	Ron Francis
	8	<b>Eric Staal</b>
	6	Kevin Dineen
	5	Blaine Stoughton
<b>30-GOALS</b>	5	<b>Eric Staal</b>
	4	Blaine Stoughton, Geoff Sanderson
	3	Ron Francis, Sylvain Turgeon, Kevin Dineen, Jeff O'Neill
<b>40-GOALS</b>	4	Blaine Stoughton
	2	Kevin Dineen, Pat Verbeek, Geoff Sanderson, <b>Eric Staal</b>
<b>50-GOALS</b>	2	Blaine Stoughton

## MOST CONSECUTIVE SEASONS:

<b>20-GOALS</b>	10	Ron Francis (1981-82 to 1990-91)
	7	<b>Eric Staal</b> (2005-06 to 2011-12)
	6	Kevin Dineen (1984-85 to 1990-91)
	5	Blaine Stoughton (1979-80 to 1983-84)
		Pat Verbeek (1989-90 to 1993-94)
<b>30-GOALS</b>	4	<b>Eric Staal</b> (2005-06 to 2008-09)
		Blaine Stoughton (1979-80 to 1982-83)
	3	Jeff O'Neill (2000-01 to 2002-03)
<b>40-GOALS</b>	4	Blaine Stoughton (1979-80 to 1982-83)

## MOST GOALS IN A SEASON:

Overall	56	Blaine Stoughton, 1979-80
Defense	20	Zarley Zalapski, 1991-92
Center	45	<b>Eric Staal</b> , 2005-06
Left Wing	46	Geoff Sanderson, 1992-93
Right Wing	56	Blaine Stoughton, 1979-80
Rookie	40	Sylvain Turgeon, 1983-84

## MOST POINTS IN A SEASON:

Overall	105	Mike Rogers, 1979-80, 1980-81
Defense	69	Dave Babych, 1985-86
Center	105	Mike Rogers, 1979-80, 1980-81
Left Wing	89	Geoff Sanderson, 1992-93
Right Wing	100	Blaine Stoughton, 1979-80
Rookie	72	Sylvain Turgeon, 1983-84

## MOST ASSISTS IN A SEASON:

Overall	69	Ron Francis, 1989-90
Defense	56	Mark Howe, 1979-80
Center	69	Ron Francis, 1989-90
Left Wing	55	Cory Stillman, 2005-06
Right Wing	45	Pat Verbeek, 1989-90
Goaltender	6	Sean Burke, 1995-96
Rookie	43	Ron Francis, 1981-82

## MOST PENALTY MINUTES IN A SEASON:

Overall	358	Torrie Robertson, 1985-86
Defense	199	Ed Hospodar, 1982-83
Center	237	Mark Janssens, 1992-93
Left Wing	358	Torrie Robertson, 1985-86
Right Wing	246	Marc Potvin, 1993-94
Goaltender	33	Jason Muzzatti, 1995-96
Rookie	254	Scott Daniels, 1995-96

## SINGLE SEASON HIGHS:

Power Play Goals	21	Geoff Sanderson, 1992-93
Shorthanded Goals	5	Kevyn Adams, 2003-04
Game Winning Goals	9	Blaine Stoughton, 1979-80
		Erik Cole, 2010-11
Hat Tricks	4	<b>Eric Staal, 2008-09</b>
Hat Tricks by a Rookie	2	Ray Ferraro, 1984-85

## NHL CAREER GOALTENDING LEADERS:

\*\* Minimum 15 Games Played \*\*

	GP	MINS	GA	GAA	W-L-T	SO
<b>1. Anton Khudobin</b>	<b>36</b>	<b>2,084</b>	<b>80</b>	<b>2.30</b>	<b>19-14-1</b>	<b>1</b>
2. Trevor Kidd	72	4,043	158	2.34	28-31-9	5
3. Kevin Weekes	119	6,852	275	2.41	39-54-20	11
4. Arturs Irbe	309	17,815	741	2.50	130-121-44	20
5. Tom Barrasso	34	1,908	83	2.61	13-12-5	2
<b>6. Cam Ward</b>	<b>461</b>	<b>26,296</b>	<b>1,211</b>	<b>2.76</b>	<b>224-167-53</b>	<b>21</b>
7. Martin Gerber	60	3,493	162	2.78	38-14-6	3
8. Manny Legace	28	1,472	69	2.81	10-7-5	1
9. Justin Peters	68	3,703	188	3.05	22-31-8	3
10. Sean Burke	281	15,893	819	3.09	107-131-29	11
11. Jeff Reese	37	1,838	96	3.13	8-17-4	2
12. Dan Ellis	19	997	52	3.13	6-8-2	1
13. Daryl Reaugh	20	1,010	53	3.15	7-7-1	1
14. John Grahame	45	2,364	125	3.17	15-20-3	0
15. Michael Leighton	29	1,537	82	3.20	8-12-2	0
16. Jason Muzzatti	52	2,604	140	3.23	13-21-8	1
17. Peter Sidorkiewicz	178	10,346	575	3.33	71-79-24	8
18. Mike Liut	252	14,705	823	3.36	115-111-19	13
19. Kay Whitmore	75	4,039	243	3.61	23-33-10	3
20. Al Smith	30	1,754	107	3.66	11-10-8	2
21. Steve Weeks	94	5,286	324	3.68	42-42-6	4
22. Frank Pietrangolo	44	2,663	182	4.10	12-27-3	0
23. Mario Gosselin	23	1,106	78	4.23	5-13-1	0
24. Greg Millen	219	12,963	919	4.25	62-120-33	4
25. John Garrett	122	7,088	506	4.28	36-57-27	0
26. Mike Veisor	69	3,809	309	4.87	17-37-9	3

## NHL INDIVIDUAL GAME RECORDS

### SINGLE GAME HIGHS FOR:

<b>MOST GOALS</b> .....	4 .....	Jordy Douglas, Feb. 3, 1980 – In a 5-3 win vs. NY Islanders at Springfield
.....	.....	Ron Francis, Feb. 12, 1984 – In an 11-0 win vs. Edmonton
.....	.....	<b>Eric Staal</b> , March 7, 2009 – In a 9-3 win at Tampa Bay
<b>MOST ASSISTS</b> .....	6 .....	Ron Francis, March 5, 1987 – In a 10-2 win vs. Boston
<b>MOST POINTS</b> .....	6 .....	Paul Lawless, Jan. 4, 1987 – In an 8-3 win vs. Toronto (2g, 4a)
.....	.....	Ron Francis, March 5, 1987 – In a 10-2 win vs. Boston (6a)
.....	.....	Ron Francis, Oct. 8, 1989 – In a 9-6 win at Quebec (3g, 3a)
.....	.....	<b>Eric Staal</b> , March 7, 2009 – In a 9-3 win at Tampa Bay
<b>MOST SHOTS</b> .....	13 .....	<b>Jeff Skinner</b> , March 13, 2014 - In a 4-2 win vs. Buffalo
<b>MOST PENALTY MINUTES</b> .....	42 .....	Ed Kastelic, Nov. 10, 1990 – In a 3-2 OT win at Minnesota
.....	.....	He received a minor, 2 majors, a misconduct and 2 game misconducts
.....	.....	Nick Kypreos, Dec. 11, 1992 – In a 9-3 loss at Buffalo
.....	.....	He received a minor, 2 majors, 2 misconducts and a game misconduct

### ROOKIE SINGLE GAME HIGHS FOR:

<b>MOST GOALS</b> .....	3 .....	Ray Ferraro, March 29, 1985 – In an 8-7 win vs. Edmonton
.....	.....	Michael Nylander, April 7, 1993 – In a 6-1 win at Ottawa
.....	.....	Erik Cole, Dec. 21, 2001 – In a 5-4 OT win vs. Atlanta
<b>MOST ASSISTS</b> .....	4 .....	Shane Willis, Jan. 7, 2001 – In a 5-2 win vs. NY Islanders
<b>MOST POINTS</b> .....	5 .....	Ray Ferraro, March 29, 1985 – In an 8-7 win vs. Edmonton (3g, 2a)
.....	.....	Michael Nylander, April 7, 1993 – In a 6-1 win at Ottawa (3g, 2a)
<b>MOST SHOTS</b> .....	10 .....	Sylvain Turgeon, Jan. 29, 1984 – In an 5-5 tie vs. Quebec
<b>MOST PENALTY MINUTES</b> .....	29 .....	Scott Daniels, Jan. 6, 1996 – In a 5-2 loss at Boston
.....	.....	He received a double-minor, a major, a 10-minute misconduct and a game misconduct

OPPONENTS INDIVIDUAL NHL GAME RECORDS

MOST GOALS IN A GAME

5 — Mark Pavelich (NY Rangers), Feb. 23, 1981 in an 11-3 win vs. Hartford; Mats Sundin (Quebec), March 5, 1992 in a 10-4 win at Hartford.

MOST ASSISTS IN A GAME

5 — Owen Nolan (Quebec), March 5, 1992 in a 10-4 win at Hartford; Phil Housley (Winnipeg), Jan. 18, 1993 in an 8-7 win vs. Hartford at Saskatoon; Lyle Odelein (Montreal), Feb. 2, 1994 in a 9-2 win vs. Hartford.

MOST POINTS IN A GAME

7 — Dino Ciccarelli (Washington) (4g, 3a), March 18, 1989 in an 8-2 win at Hartford; Mats Sundin (Quebec) (5g, 2a), March 5, 1992 in a 10-4 win at Hartford.

MOST PENALTY MINUTES IN A GAME

51 — Chris Chelios (Chicago) (3 minors, 1 major, 2 misconducts, 2 game misconducts), Oct. 14, 1993 in a 6-2 loss vs. Hartford. It was the league-high for a player in one game for the season. Chelios also received a four-game suspension and was fined \$500 by the NHL.

TEAM NHL GOALTENDING RECORDS

MOST GAMES

Career **461** *Cam Ward*, 2005-2014  
Season 77 Arturs Irbe, 2000-01

MOST MINUTES PLAYED

Career **26,296** *Cam Ward*, 2005-2014  
Season 4,405 Arturs Irbe, 2000-01

MOST SHUTOUTS

Career **21** *Cam Ward*, 2005-2014  
Season 6 Arturs Irbe, 1998-99, 2000-01  
Kevin Weekes, 2003-04; *Cam Ward*, 2008-09

LOWEST GOALS-AGAINST AVERAGE

Career (min. 30 games) 2.30 *Anton Khudobin*, 2013-14  
Season (min. 10 games) 2.17 Trevor Kidd, 1997-98

MOST WINS

Career **224** *Cam Ward*, 2005-2014  
Season 39 *Cam Ward*, 2008-09

MOST SAVES

Home 52 Mike Veisor, Nov. 2, 1982 in a 7-6 loss vs. Minnesota  
Road 57 *Cam Ward*, Oct. 25, 2008 in a 4-3 win at NY Islanders

LONGEST SHUTOUT SEQUENCE (INDIVIDUAL)

Home 187:58 Sean Burke, Jan. 2-24, 1994. Includes 4-0 shutout vs. Winnipeg on Jan. 5 and 6-0 shutout vs. NY Islanders on Jan. 8  
Road 234:28 Trevor Kidd, March 28-April 8, 1998. Includes shutouts against New Jersey (4-0), Montreal (1-0) and Boston (3-0)  
Overall 219:20 Trevor Kidd, March 28-April 8, 1998. Includes shutouts over New Jersey (4-0), Montreal (1-0) and Boston (3-0)

LONGEST SHUTOUT SEQUENCE (TEAM)

Home 158:05 Jan. 2-19, 1994. Includes 4-0 shutout vs. Winnipeg on Jan. 5 and 6-0 shutout vs. NY Islanders on Jan. 8  
Road 234:28 March 28-April 8, 1998. Includes shutouts over New Jersey (4-0), Montreal (1-0) and Boston (3-0)  
Overall 219:21 March 28-April 8, 1998. Includes shutouts over New Jersey (4-0), Montreal (1-0) and Boston (3-0)

BEST WINNING PERCENTAGE

Career (min. 60 decis.) **.564** *Cam Ward (224-167-53)*, 2005-2014  
Season (min. 10 decis.) .707 Martin Gerber (38-14-6), 2005-06

MOST CONSECUTIVE GAMES PLAYED

40 — Arturs Irbe, Nov. 4, 2000-Feb. 7, 2001 (21-15-3)

LONGEST UNDEFEATED STREAK

9 — Arturs Irbe, Dec. 31, 2000-Jan. 18, 2001 (7W, 2T)  
9 — *Cam Ward*, March 18-April 7, 2009 (9W)

LONGEST WINNING STREAK

9 — *Cam Ward*, March 18-April 7, 2009

LONGEST WINLESS STREAK

12 — Peter Sidorkiewicz, Jan. 4-Feb. 19, 1992 (7L, 5T)  
Jeff Reese, Dec. 4, 1993-April 7, 1994 (9L, 3T)

LONGEST LOSING STREAK

11 — Kevin Weekes, Dec. 27, 2002-Feb. 11, 2003

SEASON	GOAL SCORING	ASSISTS	TOTAL POINTS
1972-73 (WHA)	53—WEBSTER, Tom	61—CAFFERY, Terry	103—WEBSTER, Tom
1973-74 (WHA)	43—WEBSTER, Tom	48—FRENCH, John	72—FRENCH, John
1974-75 (WHA)	40—WEBSTER, Tom	40—FRENCH, John	74—CARLETON, Wayne
1975-76 (WHA)	35—BACKSTROM, Ralph	50—WEBSTER, Tom	83—BACKSTROM, Ralph
1976-77 (WHA)	40—ANTONOVICH, Mike	63—KEON, Dave	90—KEON, Dave
1977-78 (WHA)	34—HOWE, Gordie	62—HOWE, Gordie	96—HOWE, Gordie
1978-79 (WHA)	42—HOWE, Mark	65—HOWE, Mark	107—HOWE, Mark
1979-80 (NHL)	56—STOUGHTON, Blaine*	61—ROGERS, Mike	105—ROGERS, Mike*
1980-81 (NHL)	43—STOUGHTON, Blaine	65—ROGERS, Mike	105—ROGERS, Mike*
1981-82 (NHL)	52—STOUGHTON, Blaine	45—HOWE, Mark	91—STOUGHTON, Blaine
1982-83 (NHL)	45—STOUGHTON, Blaine	59—FRANCIS, Ron	90—FRANCIS, Ron
1983-84 (NHL)	40—TURGEON, Sylvain	60—FRANCIS, Ron	87—JOHNSON, Mark
1984-85 (NHL)	31—TURGEON, Sylvain	57—FRANCIS, Ron	81—FRANCIS, Ron
1985-86 (NHL)	45—TURGEON, Sylvain	55—BABYCH, Dave	79—TURGEON, Sylvain
1986-87 (NHL)	40—DINEEN, Kevin	63—FRANCIS, Ron	93—FRANCIS, Ron
1987-88 (NHL)	27—WILSON, Carey	50—FRANCIS, Ron	75—FRANCIS, Ron
1988-89 (NHL)	45—DINEEN, Kevin	48—FRANCIS, Ron	89—DINEEN, Kevin
1989-90 (NHL)	44—VERBEEK, Pat	69—FRANCIS, Ron*	101—FRANCIS, Ron
1990-91 (NHL)	43—VERBEEK, Pat	71—CULLEN, John (63 with Pit.)	110—CULLEN, John (94 with Pit.)
1991-92 (NHL)	27—CRAVEN, Murray (3 with Phi.)	51—CULLEN, John	77—CULLEN, John
1992-93 (NHL)	46—SANDERSON, Geoff	65—CASSELS, Andrew	89—SANDERSON, Geoff
1993-94 (NHL)	41—SANDERSON, Geoff	42—CASSELS, Andrew	75—VERBEEK, Pat
1994-95 (NHL)	18—SANDERSON, Geoff	30—CASSELS, Andrew	37—CASSELS, Andrew
1995-96 (NHL)	44—SHANAHAN, Brendan	47—BROWN, Jeff (16 with Van.)	78—SHANAHAN, Brendan
1996-97 (NHL)	36—SANDERSON, Geoff	44—CASSELS, Andrew	67—SANDERSON, Geoff
1997-98 (NHL)	26—KAPANEN, Sami	37—KAPANEN, Sami	63—KAPANEN, Sami
	—PRIMEAU, Keith	—PRIMEAU, Keith	—PRIMEAU, Keith
1998-99 (NHL)	30—PRIMEAU, Keith	35—KAPANEN, Sami	62—PRIMEAU, Keith
1999-00 (NHL)	25—O'NEILL, Jeff	50—FRANCIS, Ron	73—FRANCIS, Ron
2000-01 (NHL)	41—O'NEILL, Jeff	50—FRANCIS, Ron	67—O'NEILL, Jeff
2001-02 (NHL)	31—O'NEILL, Jeff	50—FRANCIS, Ron	77—FRANCIS, Ron
2002-03 (NHL)	30—O'NEILL, Jeff	35—FRANCIS, Ron	61—O'NEILL, Jeff
2003-04 (NHL)	19—VASICEK, Josef	33—WILLIAMS, Justin (20 with Phi.)	45—VASICEK, Josef
2005-06 (NHL)	45—STAAL, Eric	55—STAAL, Eric	100—STAAL, Eric
		—STILLMAN, Cory	
2006-07 (NHL)	33—WILLIAMS, Justin	56—BRIND'AMOUR, Rod	83—WHITNEY, Ray
2007-08 (NHL)	38—STAAL, Eric	44—STAAL, Eric	82—STAAL, Eric
2008-09 (NHL)	40—STAAL, Eric	53—WHITNEY, Ray	77—WHITNEY, Ray
2009-10 (NHL)	30—JOKINEN, Jussi	41—STAAL, Eric	70—STAAL, Eric
2010-11 (NHL)	33—STAAL, Eric	43—STAAL, Eric	76—STAAL, Eric
2011-12 (NHL)	24—STAAL, Eric	46—STAAL, Eric	70—STAAL, Eric
2012-13 (NHL)	23—TLUSTY, Jiri	35—STAAL, Eric	53—STAAL, Eric
2013-14 (NHL)	33—SKINNER, Jeff	40—STAAL, Eric	61—STAAL, Eric
SEASON	GAME WINNING GOALS	POWER PLAY GOALS	SHORTHANDED GOALS
1972-73 (WHA)	7—CAFFERY, Terry	12—WEBSTER, Tom	4—EARL, Tom
1973-74 (WHA)	9—WEBSTER, Tom	9—BLACKBURN, Don	2—CHARLEBOIS, Bob
1974-75 (WHA)	9—WEBSTER, Tom	7—BLACKBURN, Don	2—SWAIN, Garry
		—WEBSTER, Tom	
1975-76 (WHA)	11—WEBSTER, Tom	12—PLEAU, Larry	6—EARL, Tom
1976-77 (WHA)	6—ANTONOVICH, Mike	12—LYLE, George	3—McKENZIE, John
1977-78 (WHA)	8—HOWE, Gordie	16—HOWE, Gordie	5—KEON, Dave
1978-79 (WHA)	6—LACROIX, Andre	13—HOWE, Mark	6—HOWE, Mark
1979-80 (NHL)	9—STOUGHTON, Blaine*	16—STOUGHTON, Blaine	2—ROGERS, Mike
			—STOUGHTON, Blaine
			—HOWE, Mark
1980-81 (NHL)	6—STOUGHTON, Blaine	10—ROGERS, Mike	4—ROGERS, Mike
		—STOUGHTON, Blaine	
1981-82 (NHL)	4—STOUGHTON, Blaine	14—LAROUCHE, Pierre	1—Six Players
	—SULLIMAN, Doug		
1982-83 (NHL)	8—STOUGHTON, Blaine	10—STOUGHTON, Blaine	3—JOHNSON, Mark
1983-84 (NHL)	5—FRANCIS, Ron	18—TURGEON, Sylvain	2—QUENNEVILLE, Joel
	—NEUFELD, Ray		
1984-85 (NHL)	4—MALONE, Greg	12—NEUFELD, Ray	4—DINEEN, Kevin
1985-86 (NHL)	8—DINEEN, Kevin	14—FERRARO, Ray	3—Four Players
1986-87 (NHL)	7—FRANCIS, Ron	14—FERRARO, Ray	3—TIPPETT, Dave
	—DINEEN, Kevin		
1987-88 (NHL)	8—WILSON, Carey	13—TURGEON, Sylvain	3—GAVIN, Stewart
1988-89 (NHL)	7—FERRARO, Ray	20—DINEEN, Kevin	2—TIPPETT, Dave
1989-90 (NHL)	5—FRANCIS, Ron	15—FRANCIS, Ron	2—Four Players
	—VERBEEK, Pat		
	—YOUNG, Scott		
1990-91 (NHL)	5—VERBEEK, Pat	15—VERBEEK, Pat	1—Five Players
1991-92 (NHL)	4—CRAVEN, Murray	13—BROWN, Rob	4—CRAVEN, Murray
1992-93 (NHL)	6—VERBEEK, Pat	21—SANDERSON, Geoff*	3—CASSELS, Andrew
1993-94 (NHL)	6—SANDERSON, Geoff	15—VERBEEK, Pat	1—Seven Players
		—SANDERSON, Geoff	(Paul Ranheim had 2, both with CHI)
1994-95 (NHL)	4—SANDERSON, Geoff	4—SANDERSON, Geoff	1—TURCOTTE, Darren
		—RICE, Steven	—KRON, Robert
		—CARSON, Jimmy	—NIKOLISHIN, Andrei
1995-96 (NHL)	7—SANDERSON, Geoff	17—SHANAHAN, Brendan	2—SHANAHAN, Brendan
			—SANDERSON, Geoff
1996-97 (NHL)	4—KRON, Robert	12—SANDERSON, Geoff	3—PRIMEAU, Keith
	—DINEEN, Kevin		—RANHEIM, Paul
	—SANDERSON, Geoff		

# LEADERS BY SEASON

SEASON	GAME WINNING GOALS	POWER PLAY GOALS	SHORTHANDED GOALS
1997-98 (NHL)	5—KAPANEN, Sami	7—PRIMEAU, Keith —O'NEILL, Jeff	3—PRIMEAU, Keith
1998-99 (NHL)	7—KAPANEN, Sami	9—PRIMEAU, Keith	2—RANHEIM, Paul
1999-00 (NHL)	7—O'NEILL, Jeff	12—ROBERTS, Gary	1—KRON, Robert —BRIND'AMOUR, Rod —WESTLUND, Tommy
2000-01 (NHL)	6—WILLIS, Shane	17—O'NEILL, Jeff	2—OZOLINSH, Sandis —DIMAIO, Rob
2001-02 (NHL)	6—O'NEILL, Jeff	14—FRANCIS, Ron	2—BRIND'AMOUR, Rod
2002-03 (NHL)	7—O'NEILL, Jeff	11—O'NEILL, Jeff	2—COLE, Erik
2003-04 (NHL)	5—VASICEK, Josef	7—O'NEILL, Jeff	5—ADAMS, Kevyn*
2005-06 (NHL)	8—COLE, Erik	19—BRIND'AMOUR, Rod —STAAL, Eric	4—STAAL, Eric —WILLIAMS, Justin
2006-07 (NHL)	8—WILLIAMS, Justin	12—STAAL, Eric —WILLIAMS, Justin	2—BRIND'AMOUR, Rod —COMMODORE, Mike —LaROSE, Chad —WILLIAMS, Justin
2007-08 (NHL)	7—STAAL, Eric	14—STAAL, Eric	2—WALKER, Scott
2008-09 (NHL)	8—STAAL, Eric	14—STAAL, Eric	2—CULLEN, Matt 2—LaROSE, Chad
2009-10 (NHL)	6—JOKINEN, Jussi	13—STAAL, Eric	2—KOSTOPOULOS, Tom
2010-11 (NHL)	9—COLE, Erik	12—STAAL, Eric	3—STAAL, Eric
2011-12 (NHL)	5—LaROSE, Chad —SKINNER, Jeff	7—STAAL, Eric	3—STAAL, Eric —SUTTER, Brandon
2012-13 (NHL)	4—STAAL, Eric	5—SKINNER, Jeff	1—DWYER, Patrick —FAULK, Justin —STAAL, Eric
2013-14 (NHL)	6—SKINNER, Jeff	11—SKINNER, Jeff	2—DWYER, Patrick —GERBE, Nathan —STAAL, Eric —TLUSTY, Jiri
SEASON	GOALS-AGAINST AVERAGE	SHUTOUTS	PENALTY MINUTES
1972-73 (WHA)	3.18—SMITH, Al	3—SMITH, Al	114—SELWOOD, Brad
1973-74 (WHA)	3.08—SMITH, Al	2—SMITH, Al	148—LEY, Rick
1974-75 (WHA)	3.47—SMITH, Al	2—SMITH, Al	144—FOTIU, Nick
1975-76 (WHA)	3.42—ABRAHAMSSON, Christer	2—ABRAHAMSSON, Christer	205—BUSNIUK, Ron
1976-77 (WHA)	3.12—RAEDER, Cap	2—RAEDER, Cap	215—BUTTERS, Bill
1977-78 (WHA)	3.22—SMITH, Al	3—LEVASSEUR, Louis	192—CARLSON, Jack
1978-79 (WHA)	3.31—SMITH, Al	2—GARRETT, John	148—HANGSLEBEN, Alan
1979-80 (NHL)	3.66—SMITH, Al	2—SMITH, Al	107—FOTIU, Nick
1980-81 (NHL)	4.48—VEISOR, Mike	1—VEISOR, Mike	190—ROWE, Tom
1981-82 (NHL)	4.21—GARRETT, John	—NONE	242—HOWATT, Garry
1982-83 (NHL)	4.83—MILLEN, Greg	1—MILLEN, Greg —VEISOR, Mike	216—ADAMS, Greg
1983-84 (NHL)	3.71—MILLEN, Greg	2—MILLEN, Greg	198—ROBERTSON, Torrie
1984-85 (NHL)	3.58—LIUT, Mike	2—WEEKS, Steve	337—ROBERTSON, Torrie
1985-86 (NHL)	3.61—LIUT, Mike	2—LIUT, Mike	358—ROBERTSON, Torrie*
1986-87 (NHL)	3.23—LIUT, Mike	4—LIUT, Mike*	202—MacDERMID, Paul
1987-88 (NHL)	3.18—LIUT, Mike	2—LIUT, Mike	291—ROBERTSON, Torrie
1988-89 (NHL)	3.03—SIDORKIEWICZ, Peter	4—SIDORKIEWICZ, Peter	181—SAMUELSSON, Ulf
1989-90 (NHL)	2.64—LIUT, Mike	3—LIUT, Mike	228—VERBEEK, Pat
1990-91 (NHL)	3.15—REAUGH, Daryl	1—REAUGH, Daryl —SIDORKIEWICZ, Peter	246—VERBEEK, Pat
1991-92 (NHL)	3.34—SIDORKIEWICZ, Peter	3—WHITMORE, Kay	243—VERBEEK, Pat
1992-93 (NHL)	3.94—GOSSELIN, Mario	—NONE	325—KYPREOS, Nick
1993-94 (NHL)	2.99—BURKE, Sean	2—BURKE, Sean	246—POTVIN, Marc
1994-95 (NHL)	2.68—BURKE, Sean	—NONE	141—CHASE, Kelly
1995-96 (NHL)	3.11—BURKE, Sean	4—BURKE, Sean	254—DANIELS, Scott
1996-97 (NHL)	2.69—BURKE, Sean	4—BURKE, Sean	218—GRIMSON, Stu
1997-98 (NHL)	2.17—KIDD, Trevor*	3—KIDD, Trevor	204—GRIMSON, Stu
1998-99 (NHL)	2.22—IRBE, Arturs	6—IRBE, Arturs*	178—ROBERTS, Gary
1999-00 (NHL)	2.42—IRBE, Arturs	5—IRBE, Arturs	90—PRATT, Nolan
2000-01 (NHL)	2.45—IRBE, Arturs	6—IRBE, Arturs*	159—KARPA, Dave
2001-02 (NHL)	2.54—IRBE, Arturs	3—IRBE, Arturs	106—LANGDON, Darren
2002-03 (NHL)	2.55—WEEKES, Kevin	5—WEEKES, Kevin	141—HILL, Sean
2003-04 (NHL)	2.41—WEEKES, Kevin	6—WEEKES, Kevin*	127—BOULERICE, Jesse
2005-06 (NHL)	2.78—GERBER, Martin	3—GERBER, Martin	138—COMMODORE, Mike
2006-07 (NHL)	2.85—GRAHAME, John	2—WARD, Cam	113—COMMODORE, Mike
2007-08 (NHL)	2.75—WARD, Cam	4—WARD, Cam	115—WALKER, Scott
2008-09 (NHL)	2.44—WARD, Cam	6—WARD, Cam	79—RUUTU, Tuomo
2009-10 (NHL)	2.69—WARD, Cam	1—LEGACE, Manny	106—KOSTOPOULOS, Tom
2010-11 (NHL)	2.56—WARD, Cam	4—WARD, Cam	85—GLEASON, Tim
2011-12 (NHL)	2.48—PETERS, Justin	5—WARD, Cam	76—ALLEN, Bryan
2012-13 (NHL)	2.84—WARD, Cam	1—ELLIS, Dan —PETERS, Justin	54—STAAL, Eric
2013-14 (NHL)	2.30—KHUDBIN, Anton	1—KHUDBIN, Anton —PETERS, Justin	74—STAAL, Eric



## STREAKS / SUPERLATIVES / HOME / AWAY

### LONGEST UNBEATEN STREAKS OVERALL

Jan. 20-Feb. 10, 1982	10	6w-4t
March 18-April 7, 2009	9	9w
Dec. 31-Jan. 19, 2006	9	9w
Oct. 22-Nov. 11, 2005	9	9w
Dec. 31-Jan. 18, 2001	9	7w-2t
March 9-29, 1985	9	7w-2t
March 15-April 1, 1986	8	6w-2t
Feb. 5-March 4, 2010	7	7w
Oct. 17-Nov. 4, 1987	7	5w-2t

### AT HOME

Feb. 20-April 7, 2009	12	12w
Dec. 31-Jan. 28, 2006	9	9w
Dec. 15-Jan. 18, 2001	9	8w-1t
Jan. 24-March 11, 2010	8	8w
Jan. 23-March 21, 2002	8	1w-7t
March 15-April 5, 1986	7	5w-2t
Oct. 18-Nov. 1, 1980	6	4w-2t
March 10-29, 1985	6	5w-1t
Feb. 25-March 7, 1987	6	5w-1t
Nov. 28-Dec. 23, 1992	6	3w-3t
Nov. 2-19, 2001	6	4w-2t

### ON ROAD

Nov. 11-Dec. 5, 1996	8	4w-4t
Jan. 23-Feb. 10, 1982	6	3w-3t
Nov. 30-Dec. 26, 1989	6	5w-1t
Nov. 10-Dec. 7, 1990	6	6w

### LONGEST WIN STREAKS OVERALL

March 18-April 7, 2009	9
Dec. 31-Jan. 19, 2006	9
Oct. 22-Nov. 11, 2005	9

### AT HOME

Feb. 20-April 7, 2009	12
-----------------------	----

### ON ROAD

Nov. 10-Dec. 7, 1990	6
----------------------	---

### MONTHLY SUPERLATIVES

	BEST RECORD			WORST RECORD	
	W-L-T/OT-OTL	PTS		W-L-T-OTL	PTS
OCTOBER					
2005-06	8-2-1	17	2009-10	2-7-3	7
2007-08	7-3-3	17	1993-94	3-8-1	7
2001-02	6-5-0-2	14	1981-82	1-4-5	7
			1982-83	2-6-2	6
			1992-93	3-8-0	6
NOVEMBER					
2006-07	9-5-1	19	2009-10	3-10-2	8
2002-03	6-3-3-2	17	1980-81	3-8-2	8
2005-06	8-5-0	16	1982-83	3-8-1	7
1986-87	7-3-2	16	1992-93	3-8-1	7
2001-02	6-6-4-0	16	1984-85	2-7-2	6
DECEMBER					
2001-02	8-2-1-3	20	1999-00	3-8-1	7
2005-06	8-3-3	19	1991-92	3-8-1	7
1986-87	8-5-3	19	1995-96	2-10-3	7
			1979-80	1-8-3	5
JANUARY					
2005-06	13-1-0	26	2002-03	2-10-1-2	7
2013-14	10-4-0	20	1996-97	3-10-1	7
2009-10	9-5-0	18	1980-81	2-10-3	7
2010-11	8-4-2	18	1982-83	3-10-1	7
2000-01	8-4-2-0	18	1992-93	3-11-1	7
1995-96	8-4-1	17	1991-92	1-7-3	5
1987-88	8-6-1	17	1994-95	1-2-2	4
			2012-13	2-3-0	4
FEBRUARY					
2012-13	8-5-1	17	2002-03	1-6-3-1	6
1979-80	7-5-2	16	1992-93	3-7-0	6
2011-12	6-1-4	16	1982-83	3-10-0	6
1983-84	7-5-1	15	1985-86	2-10-1	5
1986-87	7-4-0	15	2001-02	2-3-1	5
2007-08	7-5-1	15	2005-06	2-3-0	4
			2013-14	1-4-0	2
MARCH					
2008-09	10-1-2	22	2002-03	4-9-2-0	10
1985-86	9-3-2	20	1990-91	3-8-4	10
2009-10	9-5-2	20	1993-94	4-10-1	9
2005-06	9-5-2	20	1980-81	3-9-2	8
1989-90	9-5-2	20	1982-83	3-10-1	7
APRIL					
1994-95	6-8-0	12	2007-08	1-2-0	2
			2003-04	0-1-1-0	1
			2002-03	0-3-0-0	0

### BEST ALL-TIME HOME STANDS

(Unbeaten records do not include games lost in overtime or a shootout)

#### THREE-GAME STANDS

Team was unbeaten in the following:

<b>3-0-0</b>	Jan. 21-24, 1988
	March 21-25, 1990
	Oct. 7-14, 1995
	March 13-18, 1996
	March 18-23, 2001
	Oct. 24-28, 2005
	Jan. 10-Jan. 15, 2006
	March 18-21, 2009
	Feb. 9-13, 2010
<b>2-0-1</b>	Nov. 21-25, 1979
	Jan. 27-31, 1982
	March 6-10, 1982
	March 27-April 2, 1983
	Oct. 24-31, 1987
	Dec. 29-Jan. 4, 1991-92
	Nov. 29-Dec. 4, 1998
	Nov. 2-6, 2001

#### FOUR-GAME STANDS

Team was unbeaten in the following:

<b>4-0-0</b>	March 17-24, 1985
<b>3-0-1</b>	Oct. 18-25, 1980

### BEST ALL-TIME ROAD TRIPS

(Unbeaten records do not include games lost in overtime or a shootout)

#### THREE-GAME TRIPS

Team earned at least one point in each game of the following:

<b>2-0-1</b>	Feb. 1-5, 1984
	Dec. 18-21, 1987
	Nov. 12-16, 1996
	April 1-4, 2001
	Dec. 26-31, 2001
	March 29-April 1, 2010
<b>1-0-2</b>	Feb. 8-13, 2012

#### FOUR-GAME TRIPS

Team was unbeaten in the following:

<b>2-0-2</b>	Feb. 2-10, 1982
	Nov. 29-Dec. 5, 1996
<b>1-0-3-0</b>	Oct. 18-25, 2003

Team earned at least one point in each game of the following:

<b>2-0-1-1</b>	Feb. 23-29, 2004
----------------	------------------

### FIVE-GAME STANDS

Team was unbeaten in the following:

<b>5-0-0</b>	Dec. 13-Dec. 23, 2005
<b>4-0-1</b>	Dec. 31-Jan. 9, 2000-01
<b>3-0-2</b>	March 22-April 1, 1986

### SIX-GAME STANDS

Team was unbeaten in the following:

<b>5-0-1</b>	Feb. 25-March 7, 1987
--------------	-----------------------

### SEVEN-GAME STANDS

Team had two seven-game home stands:

<b>4-2-1</b>	Feb. 21-March 7, 1997
<b>4-3-0-0</b>	Dec. 27-Jan. 8, 2003-04

### NINE-GAME STANDS

Team earned points in each game of its lone nine-game home stand:

<b>4-0-3-2</b>	Oct. 30-Nov. 19, 2002
----------------	-----------------------

### FIVE-GAME TRIPS

Team's best records:

<b>4-1-0</b>	Feb. 28-March 8, 1998
<b>3-0-0-2</b>	March 13-20, 2004
<b>3-1-1</b>	Dec. 4-16, 2010
<b>3-2-0</b>	Jan. 24-Feb. 1, 1987
	Jan. 11-19, 1988
<b>2-1-2</b>	March 4-11, 2006
<b>2-1-1-1</b>	Feb. 1-14, 2001

### SIX-GAME TRIPS

Team's only six-game road trips:

<b>5-1-0</b>	Jan. 30-Feb. 11, 1996
<b>4-1-1</b>	Feb. 2-Feb. 12, 2013
<b>3-1-2</b>	Oct. 6-22, 2007
	Oct. 17-30, 2008
<b>3-2-1</b>	Feb. 1-12, 1994
	Nov. 29-Dec. 10, 2005
<b>2-4-0</b>	Jan. 25-Feb. 8, 1997

### SEVEN-GAME TRIP

Team's only seven-game road trip:

<b>3-3-1</b>	Oct. 7-21, 2006
--------------	-----------------

### EIGHT-GAME TRIP

Team's only eight-game road trip:

<b>5-3-0</b>	Feb. 7-March 7, 2002
--------------	----------------------

# BEST COMEBACKS

**MARCH 19, 1980 (AT HARTFORD)** — Hartford trailed Montreal in the third period 5-1, but came back with four goals to tie the game. Blaine Stoughton tied the game at 19:48 of the third period.

**FEBRUARY 15, 1981 (AT HARTFORD)** — The Whalers trailed Chicago 4-1 at the 14-minute mark of the second period, but came back to gain a 4-4 tie. Pat Boutette scored the tying goal at 2:20 of the third period.

**NOVEMBER 20, 1982 (AT HARTFORD)** — Hartford trailed Calgary 3-0 after the first period, but eventually gained a 4-4 tie when Pierre Larouche scored with just 36 seconds to play in the third period.

**FEBRUARY 1, 1984 (AT DETROIT)** — Hartford trailed Detroit 6-3 with 10 minutes left in the game, but came back to get a 6-6 tie on goals by Ray Neufeld, Risto Siltanen and then Ron Francis with just 2:03 to play.

**OCTOBER 10, 1985 (AT BUFFALO)** — Buffalo jumped off to a quick 3-0 lead in the season opener, but the Whalers battled back and eventually posted a 5-4 victory on Bobby Crawford's goal at 18:49 of the third period.

**NOVEMBER 9, 1985 (AT QUEBEC)** — Hartford trailed Quebec 3-0 after two periods but came back with four goals in the third period to win it 4-3. Joel Quenneville scored the winner for Hartford at 15:24 of the final period.

**DECEMBER 13, 1985 (AT BUFFALO)** — Hartford trailed Buffalo 4-1 in the second period but eventually posted a 5-4 victory. Paul Lawless, who had three goals in the game, scored the game-winner at 19:18 of the third period.

**OCTOBER 11, 1986 (AT HARTFORD)** — Hartford trailed Calgary 5-2 in the third period of the season opener, but scored four straight goals in the final 13:28 of play to post a 6-5 victory. Joel Quenneville scored the dramatic game-winner at 19:40 with the Whalers shorthanded.

**NOVEMBER 16, 1987 (AT MONTREAL)** — Hartford trailed Montreal 3-0 midway through the game, but goals by Mike Millar, Brent Peterson and Stewart Gavin (Gavin's with 37 seconds left in regulation time) gave Hartford a 3-3 tie.

**DECEMBER 8, 1988 (AT HARTFORD)** — Hartford trailed the New York Rangers 4-1 at 15:24 of the second period. Ron Francis tallied a late goal in that stanza to reduce the deficit to 4-2, and then the Whalers registered three goals in a span of 9:42 of the third period to win it. Tom Martin scored the game-winner at 14:44.

**JANUARY 19, 1989 (AT HARTFORD)** — Montreal built up a 4-0 lead by the 13:01 mark of the second period. Dave Tippett scored late in the second stanza to make it 4-1, and the Whalers registered four goals in a 5:43 span of the third period to take the lead, with Jody Hull getting the eventual game-winner. Kevin Dineen scored into an empty net to clinch the 6-4 win.

**NOVEMBER 23, 1990 (AT BOSTON)** — Hartford trailed Boston 3-0 after two periods but took advantage of two major penalties by the Bruins to score four power-play goals to beat the Bruins 4-3. Pat Verbeek had two goals and two assists to pace the victory.

**DECEMBER 13, 1991 (AT BUFFALO)** — Hartford trailed Buffalo 3-0 after the first period but scored five unanswered second period goals, two by Zarley Zalapski, en route to an 8-4 win. It was Friday the 13th.

**FEBRUARY 9, 1992 (AT HARTFORD)** — Down 4-1 in the third period, Hartford scored three goals in a span of 3:25 to tie the Minnesota North Stars 4-4. Jim McKenzie scored two goals, Steve Konroyd the other. Zarley Zalapski had three assists.

**FEBRUARY 27, 1993 (AT QUEBEC)** — Down 3-0 after the first 8:19 of the game, Hartford scored five unanswered goals in a 5-3 win.

**APRIL 10, 1994 (AT TAMPA BAY)** — Down 3-0 after the first 3:58 of the game, Hartford scored three times in 4:58 to tie the score after the first period. They went on to win 6-4.

**MARCH 14, 1995 (AT NY ISLANDERS)** — Down 3-0 before scoring at 7:50 of the second period, Hartford scored five straight goals to take a 5-3 lead by 2:41 of the third period. They went on to win 6-4.

**NOVEMBER 23, 1997 (AT CALGARY)** — Calgary jumped out to a 3-0 lead in the second period before Carolina responded with a goal with one minute remaining in the period and two scores in the third to end up with a 3-3 tie. Nelson Emerson scored the game-tying goal with 5:24 left in the third period.

**NOVEMBER 5, 1998 (AT NY ISLANDERS)** — After allowing three goals in the first 11:59 of the game, Carolina scored in the first and second periods to close the gap to 3-2 entering the third period. Carolina tallied three goals (Jeff O'Neill, Martin Gelinas and Kent Manderville) in a 3:20 span early in the third period for a 6-3 victory.

**MARCH 15, 1999 (AT PHOENIX)** — Carolina surrendered two goals to Phoenix in the first 1:12 of the game and trailed 3-1 after the first period. After trading goals in the second period, Carolina was in a 5-2 hole with 11:51 remaining. Ron Francis and Jeff O'Neill tallied goals in a 5:57 span to close the deficit to one. Martin Gelinas notched the game-tying goal with 1:34 remaining in the third period to tie the game 5-5.

**JANUARY 7, 2000 (AT CAROLINA)** — After trailing 4-0 to Anaheim midway through the second period, Andrei Kovalenko scored at the 17:34 mark of the second period. Jeff O'Neill scored twice and Glen Wesley added another in the third period to tie the score at 4-4.

**\*MAY 9, 2002 (AT MONTREAL)** — In Game 4 of the Eastern Conference Semifinals, Carolina trailed Montreal 3-0 heading into the third period. Sean Hill scored a power play goal at 3:57 of the third period and Bates Battaglia cut the lead to one at 12:43. Erik Cole tied the game with 41 seconds left in regulation with Carolina skating with an extra attacker. Then, defenseman Niclas Wallin won it with a shot from the right point at 3:14 of the overtime period to give Carolina the momentum and propel the Hurricanes to the series victory in six games.

**\*JUNE 5, 2006 (AT CAROLINA)** — In Game 1 of the Stanley Cup Finals, Carolina trailed Edmonton 3-0 before Rod Brind'Amour put the Hurricanes on the board with 2:43 remaining in the second period. Ray Whitney opened the third period with an even-strength goal at the 1:40 mark and added a power-play goal at 5:09 to even the score 3-3. Justin Williams gave Carolina a 4-3 lead at the 10:02 mark before Edmonton's Ales Hemsky tied it 4-4 with 6:29 remaining in regulation. Brind'Amour iced the game with 32 seconds remaining in regulation to give Carolina its first Stanley Cup Finals victory en route to a 4-3 series triumph and the franchise's first championship.

**JANUARY 11, 2007 (AT CAROLINA)** — Trailing 3-0 after two periods, Chad LaRose broke up Alex Auld's shutout bid 1:40 into the third frame. Subsequently, Erik Cole (3:06), Scott Walker (8:02), Cory Stillman (9:35) and Craig Adams (10:02) combined for four more goals in the 9:22 following LaRose's tally to give Carolina a 5-3 lead. Olli Jokinen made the game 5-4 with 56 seconds remaining in regulation, but former Panthers winger Ray Whitney iced the 6-4 win for Carolina with just 13 seconds to play.

**APRIL 7, 2007 (AT CAROLINA)** — In the final game of the season, Carolina trailed Florida 4-1, 12:14 into the second period with David Tanabe's goal at 5:46 of the second the lone high point for the home team. Then, 5:31 into the third period, Tanabe again scored to bring the Hurricanes to within two goals. At the 12:13 mark of the third, Erik Cole scored to make it 4-3, followed by Eric Staal who tied the game with just 4:23 remaining in regulation. John Grahame stopped Bryan Allen's penalty shot 2:37 into overtime, and Rod Brind'Amour sent the Hurricanes into the offseason with a win when he beat netminder Craig Anderson with 24 seconds left in the extra frame.

**OCTOBER 11, 2008 (AT TAMPA BAY)** — In just the second game of the regular season, Carolina trailed 3-0 late in the second period. Rod Brind'Amour got the Hurricanes' rally started with less than one minute remaining in the second frame, and Matt Cullen used a power-play goal 1:56 into the third to cut the Lightning lead to one. Eric Staal tied the game 3-3 with 10:04 remaining in regulation. The Hurricanes peppered goaltender Mike Smith with five shots in the overtime period, the last coming when Staal notched his second of the game with 24 seconds remaining. It marked just the second three-goal comeback for Carolina since the team's relocation in 1997.

**\*APRIL 28, 2009 (AT NEW JERSEY)** — THE SHOCK AT THE ROCK: Carolina trailed New Jersey 3-2 with 1:20 remaining in Game 7 of the Eastern Conference Quarterfinals at the Prudential Center when Jussi Jokinen one-timed a pass from Joni Pitkanen to tie the game. Eric Staal then notched the game-winner when he fired a shot under Martin Brodeur's right shoulder with 32 seconds remaining. Staal's goal marked the latest game-winning goal in the third period of a Game 7 in Stanley Cup playoffs history, and Jokinen's and Staal's goals in the final 1:20 also marked the latest in a Game 7 that a team trailed in regulation and came back to win.

**DECEMBER 31, 2013 (AT CAROLINA)** — Down 3-0 through two periods, the Hurricanes appeared to be en route to a disappointing end to 2013. But, after the teams started the third period 4-on-4, Canadiens defenseman Andrei Markov took a penalty just 11 seconds into the frame that led to Jeff Skinner's 4-on-3 power-play goal at 1:38. Skinner struck again 37 seconds later during the ensuing 5-on-4 before Staal tied the game 3-3 at 4:07. Manny Malhotra's goal at 8:16 gave the Hurricanes a short-lived lead that P.K. Subban nullified two minutes later. The score remained 4-4 until Carolina's Alexander Semin beat Carey Price at 3:27 of overtime to seal the win. The dramatic victory propelled the Hurricanes into their 14-game January schedule that saw the team post 10 wins in a month for just the third time in its history.

*\* Playoff game*

## 1979-80 THROUGH 2013-14

(Minimum 70-Game Season For "Fewest" Records; OTLs do not count as losses)

		—OVERALL—			—AT HOME—			—ON ROAD—		
<b>POINTS:</b>	<b>MOST</b>	112	(2005-06)		64	(2005-06)		48	(2001-02, 2005-06)	
	<b>FEWEST</b>	45	(1982-83)		29	(1992-93)		14	(1982-83)	
<b>WINS:</b>	<b>MOST</b>	52	(2005-06)		31	(2005-06)		21	(1989-90, 2005-06)	
	<b>FEWEST</b>	19	(1982-83)		12	(1992-93, 2002-03)		5	(1979-80)	
<b>LOSSES:</b>	<b>MOST</b>	54	(1982-83)		25	(1992-93)		32	(1982-83)	
	<b>FEWEST</b>	22	(2005-06)		8	(2005-06)		13	(2001-02)	
<b>TIES:</b>	<b>MOST</b>	19	(1979-80)		11	(2001-02)		13	(1979-80)	
	<b>FEWEST</b>	4	(1985-86)		2	(1985-86, 1988-89)		1	(1992-93, 1997-98)	
<b>GOALS SCORED:</b>	<b>MOST</b>	332	(1985-86)		181	(1985-86)		151	(1985-86)	
	<b>FEWEST</b>	171	(2002-03)		84	(2002-03)		83	(2000-01)	
<b>GOALS ALLOWED:</b>	<b>MOST</b>	403	(1982-83)		176	(1992-93)		234	(1982-83)	
	<b>FEWEST</b>	202	(1998-99)		96	(1998-99)		106	(1998-99)	
<b>SHUTOUTS:</b>	<b>MOST</b>	8	(1998-99)		5	(1998-99, 2011-12)		3	(1984-85, 1989-90, 1997-98, 1998-99, 1999-00, 2003-04, 2005-06, 2007-08, 2008-09, 2010-11)	
	<b>FEWEST</b>	0	(1981-82, 1992-93)		0	(1981-82, 1982-83, 1992-93)		0	(1979-80, 1980-81, 1992-93, 1996-97)	
<b>TIMES SHUTOUT:</b>	<b>MOST</b>	8	(1995-96, 2006-07)		6	(2002-03)		7	(1995-96)	
	<b>FEWEST</b>	1	(1982-83, 1988-89, 2008-09)		0	(1979-80, 1980-81, 1986-87, 1988-89, 1990-91, 1998-99)		0	(2008-09)	
<b>SHOTS TAKEN:</b>	<b>MOST</b>	2675	(2008-09)		1425	(2007-08)		1334	(2008-09)	
	<b>FEWEST</b>	2142	(1998-99)		1081	(1998-99)		1046	(1979-80)	
<b>SHOTS AGAINST:</b>	<b>MOST</b>	2871	(1982-83)		1373	(1982-83)		1501	(1992-93)	
	<b>FEWEST</b>	2131	(1989-90)		963	(1989-90)		1069	(2000-01)	
<b>PP CHANCES:</b>	<b>MOST</b>	531	(2005-06)		281	(2005-06)		250	(2005-06)	
	<b>FEWEST</b>	217	(1979-80)		118	(1979-80)		99	(1979-80)	
<b>PP GOALS:</b>	<b>MOST</b>	95	(2005-06)		48	(1989-90, 2005-06, 2007-08)		47	(2005-06)	
	<b>FEWEST</b>	41	(2003-04, 2013-14)		19	(2003-04)		14	(1979-80)	
<b>OPP. PP GOALS:</b>	<b>MOST</b>	107	(1992-93)		47	(1992-93)		60	(1992-93)	
	<b>FEWEST</b>	40	(1999-00)		12	(1999-00)		24	(2013-14)	
<b>SH SITUATIONS:</b>	<b>MOST</b>	493	(1992-93)		238	(2005-06)		260	(1992-93)	
	<b>FEWEST</b>	241	(2013-14)		113	(2013-14)		125	(1979-80)	
<b>SH GOALS:</b>	<b>MOST</b>	17	(2005-06)		8	(1985-86)		11	(2005-06)	
	<b>FEWEST</b>	3	(1988-89, 1999-00)		1	(1988-89)		0	(1979-80)	
<b>OPP. SH GOALS:</b>	<b>MOST</b>	18	(1988-89)		12	(1988-89)		9	(1980-81, 2000-01)	
	<b>FEWEST</b>	1	(1979-80)		0	(1979-80, 2009-10)		1	(1979-80, 2010-11, 2011-12)	
<b>PIMS:</b>	<b>MOST</b>	2354	(1992-93)		1213	(1989-90)		1353	(1992-93)	
	<b>FEWEST</b>	650	(2013-14)		289	(2013-14)		361	(2013-14)	
<b>OPPONENT PIMS:</b>	<b>MOST</b>	2244	(1992-93)		1017	(1989-90)		1258	(1987-88)	
	<b>FEWEST</b>	742	(2013-14)		389	(2013-14)		353	(2013-14)	

## SPECIAL TEAMS HISTORY

Power Play			NHL	Shorthanded			NHL	Power Play			NHL	Shorthanded			NHL
Year	GF – Opp.	Pct.	Rank	Year	GF – Opp.	Pct.	Rank	Year	GF – Opp.	Pct.	Rank	Year	GF – Opp.	Pct.	Rank
1979-80	42 – 216	19.4%	15	1979-80	64 – 249	74.3%	17	1979-98	50 – 378	13.2%	18	1979-80	58 – 391	85.2%	12
1980-81	60 – 318	18.9%	18	1980-81	80 – 328	75.6%	14	1998-99	42 – 382	11.0%	27	1980-81	51 – 346	85.3%	12
1981-82	68 – 292	23.3%	10	1981-82	78 – 283	72.4%	20	1999-00	58 – 342	17.0%	9	1981-82	40 – 253	84.2%	15
1982-83	51 – 264	19.3%	20	1982-83	70 – 293	76.1%	12	2000-01	72 – 382	18.8%	8	1982-83	45 – 351	87.2%	2
1983-84	80 – 329	24.3%	5	1983-84	68 – 301	77.4%	12	2001-02	63 – 391	16.1%	12	1983-84	54 – 332	83.7%	20
1984-85	73 – 321	22.7%	10	1984-85	62 – 324	80.9%	4	2002-03	58 – 420	13.8%	27	1984-85	71 – 392	81.9%	22
1985-86	83 – 378	22.0%	11	1985-86	72 – 376	80.9%	4	2003-04	41 – 384	10.7%	30	1985-86	66 – 359	81.6%	25
1986-87	73 – 352	20.7%	11	1986-87	71 – 336	78.9%	12	2005-06	95 – 531	17.9%	17	1986-87	81 – 445	81.8%	19
1987-88	84 – 477	17.6%	17	1987-88	67 – 426	84.3%	1	2006-07	67 – 447	15.0%	25	1987-88	61 – 395	84.6%	6
1988-89	87 – 418	20.8%	10	1988-89	70 – 377	81.4%	7	2007-08	79 – 420	18.8%	8	1988-89	75 – 355	78.9%	26
1989-90	80 – 398	20.1%	13	1989-90	74 – 401	81.5%	4	2008-09	70 – 374	18.7%	18	1989-90	59 – 301	80.4%	19
1990-91	73 – 403	18.1%	15	1990-91	72 – 369	80.5%	11	2009-10	56 – 332	16.9%	22	1990-91	62 – 320	80.6%	19
1991-92	73 – 414	17.6%	15	1991-92	86 – 396	78.3%	18	2010-11	55 – 346	15.9%	24	1991-92	51 – 272	81.2%	20
1992-93	78 – 444	17.6%	19	1992-93	107 – 493	78.3%	19	2011-12	49 – 294	16.7%	19	1992-93	49 – 252	80.6%	22
1993-94	61 – 408	15.0%	23	1993-94	88 – 416	78.8%	24	2012-13	24 – 165	14.5%	27	1993-94	36 – 161	77.6%	28
1994-95	30 – 174	17.2%	14	1994-95	37 – 185	80.0%	22	2013-14	41 – 281	14.6%	28	1994-95	44 – 241	81.7%	17
1995-96	67 – 372	18.0%	13	1995-96	83 – 429	80.7%	19								
1996-97	58 – 321	18.1%	4	1996-97	51 – 332	84.6%	10								
								TL:	2141 – 12168	17.6%		2203 – 11480	80.8%		

# SEASON RECORDS

## LONGEST WIN STREAK

	<b>9</b>	<b>OCT. 22 – NOV. 11, 2005; DEC. 31, 2005 – JAN. 19, 2006; MARCH 18 – APRIL 7, 2009</b>
AT HOME	12	Feb. 20 – April 7, 2009
ON ROAD	6	Nov. 10 – Dec. 7, 1990

## LONGEST UNBEATEN STREAK

	<b>10</b>	<b>JAN. 20 – FEB. 10, 1982 (6W, 4T)</b>
AT HOME	12	Feb. 20 – April 7, 2009
ON ROAD	8	Nov. 11 – Dec. 5, 1996 (4W, 4T)

## LONGEST WINLESS STREAK

	<b>14</b>	<b>JAN. 4 – FEB. 9, 1992 (8L, 6T); OCT. 10 – NOV. 13, 2009 (10L, 4OT)</b>
AT HOME	13	Jan. 15 – March 10, 1985 (11L, 2T)
ON ROAD	15	Nov. 11, 1979 – Jan. 9, 1980 (11L, 4T) and Jan. 7, 2003 – March 2, 2003 (11L, 2T, 2 OTL)

## LONGEST LOSING STREAK

	<b>9</b>	<b>FEB. 19 – MARCH 8, 1983</b>
AT HOME	8	March 14, 2013 – April 9, 2013
ON ROAD	13	Dec. 18, 1982 – Feb. 5, 1983

## MOST CONSECUTIVE TIES

	<b>3</b>	<b>MARCH 19 – 22, 1980 (ALL WERE 5-5 TIES)</b>
AT HOME	7	Jan. 23 – March 18, 2002
ON ROAD	3	March 9 – 22, 1980

## MOST CONSECUTIVE NON-TIE GAMES

	<b>39</b>	<b>MARCH 16, 1985 – DEC. 14, 1985 (23W, 16L)</b>
AT HOME	44	March 17, 1985 – March 22, 1986 (25W, 19L)
ON ROAD	34	Oct. 26, 1997 – April 19, 1998 (17W, 17L)

## 80-OR-MORE-POINT-MEN IN A SEASON

MOST	3	1979-80 (Mike Rogers 105, Blaine Stoughton 100, Mark Howe 80) 1992-93 (Geoff Sanderson 89, Andrew Cassels 86, Pat Verbeek 82)
FEWEST	0	1985-86, 1987-88, 1991-92, 1993-94, 1995-96, 1996-97, 1997-98, 1998-99, 1999-00, 2000-01, 2001-02, 2002-03, 2003-04, 2008-09, 2009-10, 2010-11, 2011-12, 2013-14

## 90-OR-MORE-POINT-MEN IN A SEASON

MOST	2	1979-80 (Mike Rogers 105, Blaine Stoughton 100)
FEWEST	0	1983-84, 1984-85, 1985-86, 1987-88, 1988-89, 1991-92, 1992-93, 1993-94, 1995-96, 1996-97, 1997-98, 1998-99, 1999-00, 2000-01, 2001-02, 2002-03, 2003-04, 2006-07, 2007-08, 2008-09, 2009-10, 2010-11, 2011-12, 2013-14

## 100-OR-MORE-POINT-MEN IN A SEASON

MOST	2	1979-80 (Mike Rogers 105, Blaine Stoughton 100)
FEWEST	0	1981-82, 1982-83, 1983-84, 1984-85, 1985-86, 1987-88, 1988-89, 1991-92, 1992-93, 1993-94, 1995-96, 1996-97, 1997-98, 1998-99, 1999-00, 2000-01, 2001-02, 2002-03, 2003-04, 2006-07, 2007-08, 2008-09, 2009-10, 2010-11, 2011-12, 2013-14

## 20-OR-MORE-GOAL-SCORERS IN A SEASON

MOST	8	1986-87 (Kevin Dineen 40, John Anderson 31, Ron Francis 30, Ray Ferraro 27, Sylvain Turgeon 23, Paul Lawless 22, Dean Evason 22, Stewart Gavin 20)
FEWEST	0	2003-04

## 30-OR-MORE-GOAL-SCORERS IN A SEASON

MOST	4	2005-06 (Eric Staal 45, Justin Williams 31, Rod Brind'Amour 31, Erik Cole 30)
FEWEST	0	1987-88, 1991-92, 1997-98, 1999-00, 2003-04, 2011-12

## 40-OR-MORE-GOAL-SCORERS IN A SEASON

MOST	2	1979-80 (Blaine Stoughton 56, Mike Rogers 44) 1980-81 (Blaine Stoughton 43, Mike Rogers 40) 1988-89 (Kevin Dineen 45, Ray Ferraro 41)
FEWEST	0	1984-85, 1987-88, 1991-92, 1996-97, 1997-98, 1998-99, 1999-00, 2001-02, 2002-03, 2003-04, 2006-07, 2007-08, 2009-10, 2010-11, 2011-12, 2013-14

## 50-OR-MORE-GOAL-SCORERS IN A SEASON

MOST	1	1979-80 (Blaine Stoughton 56) 1981-82 (Blaine Stoughton 52)
FEWEST	0	1980-81, 1982-83, 1983-84, 1984-85, 1985-86, 1986-87, 1987-88, 1988-89, 1989-90, 1990-91, 1991-92, 1992-93, 1993-94, 1995-96, 1996-97, 1997-98, 1998-99, 1999-00, 2000-01, 2001-02, 2002-03, 2003-04, 2005-06, 2006-07, 2007-08, 2008-09, 2009-10, 2010-11, 2011-12, 2013-14

**40-OR-MORE-ASSIST-MEN IN A SEASON**

MOST	4	1979-80 (Mike Rogers 61, Mark Howe 56, Dave Keon 52, Blaine Stoughton 44) 1985-86 (Dave Babych 55, Ron Francis 53, Ray Ferraro 47, John Anderson 45) 1988-89 (Ron Francis 48, Kevin Dineen 44, Dave Babych 41, Scott Young 40) 1989-90 (Ron Francis 69, Pat Verbeek 45, Kevin Dineen 41, Scott Young 40) 1992-93 (Andrew Cassels 65, Zarley Zalapski 51, Pat Verbeek 43, Geoff Sanderson 43)
FEWEST	0	1997-98, 1998-99, 2002-03, 2003-04

**50-OR-MORE-ASSIST-MEN IN A SEASON**

MOST	3	1979-80 (Mike Rogers 61, Mark Howe 56, Dave Keon 52)
FEWEST	0	1981-82, 1988-89, 1993-94, 1995-96, 1996-97, 1997-98, 1998-99, 2002-03, 2003-04, 2007-08, 2009-10, 2010-11, 2011-12, 2013-14

**60-OR-MORE-ASSIST-MEN IN A SEASON**

MOST	1	1979-80 (Mike Rogers 61), 1980-81 (Mike Rogers 65), 1983-84 (Ron Francis 60), 1986-87 (Ron Francis 63), 1989-90 (Ron Francis 69), 1990-91 (John Cullen 71: 63/Pitt., 8/HFD), 1992-93 (Andrew Cassels 65)
FEWEST	0	1981-82, 1982-83, 1984-85, 1985-86, 1987-88, 1988-89, 1991-92, 1993-94, 1995-96, 1996-97, 1997-98, 1998-99, 1999-00, 2000-01, 2001-02, 2002-03, 2003-04, 2006-07, 2007-08, 2009-10, 2010-11, 2011-12, 2013-14

**100-PENALTY-MINUTE-MEN IN A SEASON**

MOST	11	1990-91
FEWEST	0	1999-00, 2008-09, 2010-11, 2011-12, 2013-14

**150-PENALTY-MINUTE-MEN IN A SEASON**

MOST	5	1989-90, 1992-93
FEWEST	0	1979-80, 1999-00, 2001-02, 2002-03, 2006-07, 2007-08, 2008-09, 2009-10, 2010-11, 2011-12, 2013-14

**200-PENALTY-MINUTE-MEN IN A SEASON**

MOST	3	1992-93 (Nick Kypreos 325, Mark Janssens 237, Jim McKenzie 202)
FEWEST	0	1979-80, 1980-81, 1983-84, 1988-89, 1998-99, 1999-00, 2000-01, 2001-02, 2002-03, 2006-07, 2007-08, 2008-09, 2009-10, 2010-11, 2011-12, 2013-14

**SINGLE GAME RECORDS****MOST GOALS SCORED**

AT HOME	11	Feb. 12, 1984 — In an 11-0 win vs. Edmonton Oct. 19, 1985 — In an 11-6 win vs. Montreal Jan. 17, 1986 — In an 11-6 win vs. Quebec March 15, 1986 — In an 11-4 win vs. Chicago
ON ROAD	9	Nov. 27, 1985 — In a 9-0 win at Los Angeles March 30, 1989 — In a 9-5 win at Pittsburgh Oct. 8, 1989 — In a 9-6 win at Quebec March 7, 2009 — In a 9-3 win at Tampa Bay

**MOST GOALS SCORED BY BOTH TEAMS**

AT HOME	17	Oct. 19, 1985 — In an 11-6 win vs. Montreal Jan. 17, 1986 — In an 11-6 win vs. Quebec
ON ROAD	15	Feb. 22, 1982 — In an 8-7 loss at Minnesota Feb. 1, 1983 — In a 12-3 loss at Quebec Dec. 22, 1984 — In a 10-5 loss at Montreal Oct. 8, 1989 — In a 9-6 win at Quebec Jan. 18, 1993 — In an 8-7 loss vs. Winnipeg at Saskatoon

**MOST SHOTS TAKEN**

AT HOME	65	March 15, 1984 — In a 5-3 win vs. Toronto
ON ROAD	49	April 5, 1995 — In a 8-4 win at Pittsburgh Feb. 8, 2000 — In a 4-3 win at NY Islanders Dec. 16, 2001 — In a 7-0 win at Pittsburgh March 17, 2004 — In a 3-2 win at Chicago

**MOST SHOTS ALLOWED**

AT HOME	59	Nov. 2, 1982 — In a 7-6 loss vs. Minnesota
ON ROAD	60	Oct. 25, 2008 — In a 4-3 win at NY Islanders

**MOST GOALS ALLOWED**

AT HOME	10	Feb. 10, 1985 — In a 10-4 loss vs. Quebec March 5, 1992 — In a 10-4 loss vs. Quebec
ON ROAD	12	Feb. 1, 1983 — In a 12-3 loss at Quebec

**LARGEST WINNING MARGIN**

AT HOME	11 goals	Feb. 12, 1984 — In an 11-0 win vs. Edmonton
ON ROAD	9 goals	Nov. 27, 1985 — In a 9-0 win at Los Angeles

**LARGEST LOSING MARGIN**

AT HOME	9 goals	Nov. 12, 2005 — In a 9-0 loss vs. Atlanta
ON ROAD	9 goals	Dec. 6, 1982 — In an 11-2 loss at Montreal Feb. 1, 1983 — In a 12-3 loss at Quebec

# NHL GAME RECORDS

## MOST SHOTS ON GOAL BY BOTH TEAMS IN ONE GAME

AT HOME	91	Feb. 14, 1982 — Hartford had 40 shots, Islanders 51 in a 9-1 loss vs. NY Islanders March 7, 1982 — Hartford had 51 shots, Kings 40 in a 7-6 win vs. Los Angeles
ON ROAD	95	March 21, 1982 — Hartford had 44 shots, Flyers 51 in a 5-3 loss at Philadelphia

## FEWEST SHOTS TAKEN

AT HOME	14	Jan. 28, 1995 — In a 2-1 loss vs. Florida Jan. 20, 2004 — In a 3-1 loss vs. Ottawa
ON ROAD	10	Jan. 30, 1999 — In a 3-1 win at Montreal

## FEWEST SHOTS ALLOWED

AT HOME	10	March 26, 2000 — In a 4-1 win vs. NY Islanders March 22, 2007 — In a 4-3 win vs. Washington
ON ROAD	11	Dec. 16, 2001 — In a 7-0 win at Pittsburgh

## FEWEST SHOTS ON GOAL BY BOTH TEAMS

AT HOME	33	Nov. 20, 1993 — Hartford took 20 shots, Sharks 13 in a 3-2 loss vs. San Jose
ON ROAD	35	March 8, 2001 — Carolina had 20 shots, Lightning 15 in a 1-0 loss at Tampa Bay

## MOST PENALTY MINUTES

AT HOME	89	March 31, 1982 — In a 5-1 loss vs. Montreal (7 minors, 5 majors, 4 misconducts, 1 game misconduct)
ON ROAD	125	Oct. 12, 1992 — In a 6-2 loss at NY Rangers (15 minors, 5 majors, 4 misconducts, 2 game misconducts)

## MOST PENALTY MINUTES BY AN OPPONENT

AT HOME	108	March 31, 1982 — In a 5-1 loss vs. Montreal (9 minors, 6 majors, 4 misconducts, 2 game misconducts)
ON ROAD	106	Jan. 11, 1982 — In a 6-2 loss at Quebec (6 minors, 5 majors, 7 misconducts)

## MOST PENALTY MINUTES BY BOTH TEAMS

AT HOME	197	March 31, 1982 — In a 6-1 loss vs. Montreal. Hartford had 89 minutes, Canadiens 108
ON ROAD	222	Jan. 11, 1982 — In a 6-2 loss at Quebec. Hartford had 115 minutes, Nordiques 107

## FEWEST PENALTY MINUTES

AT HOME	0	Nov. 10, 1999 — In a 2-0 loss vs. NY Islanders April 4, 2008 — In a 4-3 loss vs. Florida Jan. 27, 2014 — In a 3-2 win vs. Columbus
ON ROAD	0	Jan. 26, 1980 — In a 3-2 loss at NY Islanders Nov. 24, 2008 — In a 3-2 loss at Florida Feb. 10, 2012 — In a 4-3 overtime loss at Colorado

## FEWEST PENALTY MINUTES BY AN OPPONENT

AT HOME	0	April 23, 2013 — NY Islanders in a 4-3 shootout loss
ON ROAD	0	Jan. 26, 1980 — NY Islanders in a 3-2 win Dec. 30, 1981 — Winnipeg in a 6-1 loss Jan. 8, 2009 — Florida in a 4-2 win April 8, 2014 — NY Rangers in a 4-1 win

## FEWEST PENALTY MINUTES BY BOTH TEAMS

AT HOME	4	Nov. 30, 1979 — Hartford and Pittsburgh each received a minor penalty in a 7-5 win April 6, 1980 — Hartford and Detroit each received a minor penalty in a 5-3 win Dec. 10, 1998 — Carolina and Boston each received a minor penalty in a 3-2 loss Nov. 10, 1999 — NY Islanders received two minor penalties while Carolina did not commit a penalty in a 2-0 loss April 23, 2013 — NY Islanders did not commit a penalty while Carolina received two minor penalties in a 4-3 shootout win Dec. 27, 2013 — Carolina and Pittsburgh each received a minor penalty in a 4-3 overtime loss April 10, 2014 — Carolina and Washington each received a minor penalty in a 5-2 loss
ON ROAD	0	Jan. 26, 1980 — Neither Hartford nor NY Islanders received a penalty in a 3-2 loss

## MOST GOALS SCORED

### FIRST PERIOD

AT HOME	7	Oct. 19, 1985 — In an 11-6 win vs. Montreal
ON ROAD	5	March 4, 2006 — In an 7-5 win at Pittsburgh April 6, 2010 — In an 8-5 win at Tampa Bay

### SECOND PERIOD

AT HOME	7	April 4, 1980 — In a 9-2 win vs. Quebec
ON ROAD	6	March 7, 2009 — In a 9-3 win at Tampa Bay

### THIRD PERIOD

AT HOME	6	Dec. 27, 1981 — In a 7-3 win vs. Toronto Jan. 11, 2007 — In a 6-4 win vs. Florida
ON ROAD	5	Oct. 25, 1983 — In an 8-5 win at Los Angeles Oct. 26, 1988 — In a 7-1 win at Buffalo

## MOST GOALS ALLOWED

### FIRST PERIOD

AT HOME	5	Dec. 26, 1981 — In a 9-6 loss vs. Boston March 15, 1988 — In an 8-6 loss vs. Calgary Oct. 9, 1993 — In a 5-2 loss vs. Philadelphia Nov. 12, 2005 — In a 9-0 loss vs. Atlanta
ON ROAD	6	Feb. 1, 1983 — In a 12-3 loss at Quebec

### SECOND PERIOD

AT HOME	6	Jan. 29, 1991 — In an 8-1 loss vs. NY Islanders Dec. 26, 1998 — In a 6-3 loss vs. NY Rangers
ON ROAD	6	Jan. 30, 1996 — In an 8-2 loss at San Jose

### THIRD PERIOD

AT HOME	6	Nov. 12, 1985 — In an 8-1 loss vs. Los Angeles
ON ROAD	7	Dec. 6, 1982 — In an 11-2 loss at Montreal

## MOST GOALS SCORED BY BOTH TEAMS

### FIRST PERIOD

AT HOME	9	Feb. 25, 1984 — Hartford 5 goals, Flyers 4 in a 9-7 win vs. Philadelphia Oct. 19, 1985 — Hartford scored 7 goals, Canadiens 2 in an 11-6 win vs. Montreal
ON ROAD	8	Jan. 2, 1983 — Hartford scored 3 goals, Sabres 5 in an 8-4 loss at Buffalo Dec. 9, 1989 — Hartford scored 6 goals, Devils 2 in a 7-3 win at New Jersey Nov. 1, 1991 — Hartford and Red Wings each scored 4 goals in an 8-5 loss at Detroit

### SECOND PERIOD

AT HOME	8	Nov. 30, 1979 — Hartford scored 5 goals, Penguins 3 in a 7-5 win vs. Pittsburgh April 4, 1980 — Hartford scored 7 goals, Nordiques 1 in a 9-2 win vs. Quebec Dec. 26, 1980 — Hartford scored 4 goals, Penguins 4 in a 9-7 win vs. Pittsburgh Nov. 18, 1981 — Hartford scored 5 goals, Maple Leafs 3 in an 8-5 win vs. Toronto March 7, 1982 — Hartford scored 5 goals, Kings 3 in a 7-6 win vs. Los Angeles March 28, 1987 — Hartford scored 4 goals, Penguins 4 in a 5-4 win vs. Pittsburgh Oct. 22, 1988 — Hartford scored 4 goals, Flyers 4 in an 8-6 win vs. Philadelphia
ON ROAD	8	Jan. 18, 1993 — Hartford scored 5 goals, Jets 3 in an 8-7 loss vs. Winnipeg at Saskatoon

### THIRD PERIOD

AT HOME	8	March 15, 1986 — Hartford scored 5 goals, Blackhawks 3 in an 11-4 win vs. Chicago
ON ROAD	7	Feb. 23, 1980 — Hartford scored 3 goals, Flames 4 in a 6-5 loss at Atlanta Feb. 22, 1982 — Hartford scored 3 goals, North Stars 4 in an 8-7 loss at Minnesota Dec. 6, 1982 — Hartford scored 0 goals, Canadiens 7 in an 11-2 loss at Montreal Oct. 25, 1983 — Hartford scored 5 goals, Kings 2 in an 8-5 win at Los Angeles Oct. 23, 1984 — Hartford scored 1 goal, Flames 6 in a 9-4 loss at Calgary Dec. 1, 1984 — Hartford scored 2 goals, Nordiques 5 in an 8-4 loss at Quebec Dec. 22, 1984 — Hartford scored 3 goals, Canadiens 4 in a 10-5 loss at Montreal Dec. 4, 1985 — Hartford scored 3 goals, Flames 4 in an 8-5 loss at Calgary Feb. 27, 1992 — Hartford scored 4 goals, Penguins 3 in an 8-4 win at Pittsburgh



# SINGLE PERIOD RESULTS

## MOST SHOTS TAKEN

### FIRST PERIOD

AT HOME	26	Feb. 26, 1989 — 8-6 win vs. Pittsburgh
ON ROAD	23	Dec. 28, 1995 — 9-4 loss at Pittsburgh Feb. 23, 1996 — 5-4 loss at Pittsburgh April 6, 2010 — 8-5 win at Tampa Bay

### SECOND PERIOD

AT HOME	32	March 15, 1984 — 5-3 win vs. Toronto
ON ROAD	24	Dec. 13, 1991 — 8-4 win at Buffalo Oct. 22, 2005 — 4-0 win at Washington

### THIRD PERIOD

AT HOME	24	Dec. 8, 1983 — 8-6 loss vs. Toronto April 7, 2009 — 9-0 loss vs. NY Islanders
ON ROAD	26	March 2, 2014 — 5-3 loss at Anaheim

### OVERTIME

AT HOME	9	April 7, 2007 — 5-4 win vs. Florida
ON ROAD	10	March 5, 2004 — 3-2 win at Atlanta

## MOST SHOTS ALLOWED

### FIRST PERIOD

AT HOME	22	Feb. 15, 1983 — 5-2 loss vs. Los Angeles
ON ROAD	23	Nov. 7, 1982 — 6-2 loss at Washington Oct. 8, 1992 — 3-2 OT loss at Boston

### SECOND PERIOD

AT HOME	24	Nov. 2, 1982 — 7-6 loss vs. Minnesota
ON ROAD	24	Feb. 27, 1982 — 7-1 loss at Washington April 13, 1992 — 6-3 loss at Boston Nov. 13, 1992 — 8-2 loss at Buffalo

### THIRD PERIOD

AT HOME	28	Jan. 30, 1982 — 3-2 win vs. Boston
ON ROAD	24	Feb. 19, 1981 — 6-2 loss at Pittsburgh Feb. 15, 2000 — 5-1 loss at Ottawa

### OVERTIME

AT HOME	7	Jan. 25, 2002 — 1-1 tie vs. Florida Feb. 21, 2003 — 2-2 tie vs. Florida Dec. 26, 2009 — 3-4 shootout loss vs. Philadelphia
ON ROAD	8	Dec. 12, 1997 — 3-2 loss at Buffalo

## MOST SHOTS ON GOAL TAKEN BY BOTH TEAMS

### FIRST PERIOD

AT HOME	41	Feb. 15, 1983 — Hartford had 19 shots, Kings 22 in a 5-2 loss vs. Los Angeles Feb. 25, 1984 — Hartford had 24 shots, Flyers 17 in a 9-7 win vs. Philadelphia
ON ROAD	36	Feb. 23, 1996 — Hartford had 23 shots, Penguins 13 in a 5-4 loss at Pittsburgh

### SECOND PERIOD

AT HOME	39	March 15, 1984 — Hartford had 32 shots, Maple Leafs 7 in a 5-3 win vs. Toronto
ON ROAD	39	Dec. 10, 2001 — Carolina had 21 shots, Rangers 18 in a 4-3 OT win at NY Rangers

### THIRD PERIOD

AT HOME	34	Oct. 11, 1986 — Hartford had 17 shots, Flames 17 in a 6-5 win vs. Calgary
ON ROAD	34	Nov. 5, 1980 — Hartford had 21 shots, Blues 13 in a 6-1 loss at St. Louis Oct. 28, 1983 — Hartford had 16 shots, Canucks 18 in a 5-4 OT loss at Vancouver Nov. 27, 1991 — Hartford had 16 shots, Flyers 18 in a 7-3 win at Philadelphia Feb. 6, 1992 — Hartford had 15 shots, Kings 19 in a 5-5 tie at Los Angeles March 2, 2014 — Carolina had 26 shots, Anaheim 8 in a 5-3 loss at Anaheim

### OVERTIME

AT HOME	13	April 7, 2007 — Carolina had 9 shots, Panthers 4 in a 5-4 win vs. Florida
ON ROAD	12	Jan. 7, 2003 — Carolina had 8 shots, Thrashers 4 in a 3-3 tie at Atlanta March 5, 2004 — Carolina had 10 shots, Thrashers 2 in a 3-2 OT win at Atlanta

## FEWEST SHOTS TAKEN

### FIRST PERIOD

AT HOME	1	March 19, 1991 — 1-1 tie vs. Boston; Nov. 26, 2008 — 1-3 loss vs. Philadelphia
ON ROAD	1	March 26, 1980 — 7-0 loss at Winnipeg; Nov. 15, 1990 — 4-2 win at New Jersey Nov. 22, 2006 — 4-2 loss at NY Islanders

### SECOND PERIOD

AT HOME	2	Nov. 19, 1988 — 5-2 loss vs. Calgary; Nov. 30, 1988 — 6-3 loss vs. Montreal March 4, 1989 — 6-1 loss vs. Montreal; Jan. 28, 1992 — 4-3 loss vs. Minnesota April 25, 2013 — 4-3 overtime loss vs. NY Rangers
ON ROAD	0	March 8, 1984 — 3-2 loss at Montreal

### THIRD PERIOD

AT HOME	1	Dec. 18, 2002 — 1-1 tie vs. Tampa Bay; Nov. 16, 2008 — 3-2 OT win vs. Tampa Bay
ON ROAD	0	Jan. 30, 1999 — 3-1 win at Montreal; Oct. 29, 2002 — 2-1 win at New Jersey March 6, 2006 — 2-1 loss at NY Rangers; March 18, 2014 — 3-1 win at Columbus

## FEWEST SHOTS ALLOWED

### FIRST PERIOD

AT HOME	1	March 28, 2002 — 4-1 win vs. Philadelphia; March 22, 2007 — 4-3 win vs. Washington Feb. 20, 2009 — 4-1 win vs. Tampa Bay
ON ROAD	1	March 28, 1989 — 4-2 loss at Buffalo; March 21, 1999 — 3-2 OT loss at Dallas March 8, 2001 — 1-0 loss at Tampa Bay; Dec. 28, 2006 — 4-1 loss at Buffalo

### SECOND PERIOD

AT HOME	2	Feb. 6, 1991 — 5-1 win vs. Edmonton; Nov. 20, 1993 — 3-2 loss vs. San Jose March 21, 2002 — 3-2 win vs. Florida; Nov. 27, 2005 — 5-2 loss vs. Atlanta April 7, 2009 — 9-0 win vs. NY Islanders Dec. 26, 2011 — 4-2 win vs. New Jersey
ON ROAD	2	Feb. 3, 1990 — 5-1 win at Quebec; Jan. 6, 1998 — 4-2 loss at NY Rangers Nov. 24, 2000 — 3-1 win at Boston; Feb. 7, 2001 — 2-1 OT win at Phoenix Dec. 15, 2002 — 2-1 loss at Minnesota; Jan. 15, 2004 — 5-4 loss at Tampa Bay

### THIRD PERIOD

AT HOME	0	Dec. 11, 1985 — 3-1 loss vs. Montreal; March 29, 2003 — 3-1 loss vs. Buffalo
ON ROAD	0	Feb. 8, 2001 — 4-2 loss at Los Angeles; Feb. 3, 2004 — 3-1 loss at Colorado

## FEWEST SHOTS ON GOAL TAKEN BY BOTH TEAMS

### FIRST PERIOD

AT HOME	7	Nov. 24, 1979 — Hartford had 5 shots, Nordiques 2 in a 4-4 tie vs. Quebec Dec. 6, 1986 — Hartford had 2 shots, Red Wings 5 in a 4-1 loss vs. Detroit Oct. 23, 1993 — Hartford had 4 shots, Sabres 3 in a 3-3 tie vs. Buffalo Oct. 20, 1998 — Carolina had 4 shots, Canucks 3 in a 3-1 win vs. Vancouver Dec. 4, 1998 — Carolina had 3 shots, Penguins 4 in a 3-3 tie vs. Pittsburgh
ON ROAD	6	March 28, 1989 — Hartford had 5 shots, Sabres 1 in a 4-2 loss at Buffalo

### SECOND PERIOD

AT HOME	8	March 25, 1989 — Hartford had 5 shots, Blues 3 in a 4-0 win vs. St. Louis Oct. 28, 2009 — Carolina had 5 shots, Blues 3 in a 5-2 loss vs. St. Louis Jan. 28, 2010 — Carolina had 5 shots, Islanders 3 in a 4-1 loss vs. NY Islanders
ON ROAD	8	March 13, 1990 — Hartford had 4 shots, Canucks 4 in a 1-0 win at Vancouver Feb. 26, 1999 — Carolina had 4 shots, Canucks 4 in a 1-0 loss at Vancouver Nov. 19, 1999 — Carolina had 3 shots, Capitals 5 in a 3-3 tie at Washington

### THIRD PERIOD

AT HOME	7	Feb. 18, 1986 — Hartford had 5 shots, Canucks 2 in a 5-4 win vs. Vancouver Jan. 3, 1998 — Carolina had 2 shots, Stars 5 in a 6-1 loss vs. Dallas
ON ROAD	5	Oct. 6, 1982 — Hartford had 4 shots, Canadiens 1 in a 2-1 loss at Montreal

# SINGLE PERIOD RESULTS

## RAPID SCORING RECORDS

### FASTEST GOALS

<b>Two</b>	6 seconds
<b>Three</b>	43 seconds
<b>Four</b>	2 minutes, 28 seconds
<b>Five</b>	7 minutes, 32 seconds

March 28, 1987 — Sylvain Turgeon scored twice (13:59 and 14:05) in the second period of a 5-4 win vs. Pittsburgh.  
 Oct. 28, 2006 — Eric Staal (8:23), Kevyn Adams (8:32), Erik Cole (9:06) in first period of a 6-4 win vs. Tampa Bay  
 Feb. 26, 1989 — Jody Hull (18:52) and Brian Lawton (19:20) scored at end of the first period, and Ron Francis (0:27) and Jody Hull (1:20) scored at the beginning of the second period in an 8-6 win vs. Pittsburgh.  
 Oct. 25, 1983 — Sylvain Turgeon (2:24), Bob Crawford (2:52), Ron Francis (4:59) and Blaine Stoughton (9:06 and 9:56) scored third period goals in an 8-5 win at Los Angeles.

### FASTEST GOALS BY OPPOSITION

<b>Two</b>	6 seconds
<b>Three</b>	42 seconds
<b>Four</b>	1 minute, 33 seconds
<b>Five</b>	3 minutes, 23 seconds

Jan. 6, 2000 — Joe Murphy (17:32) and Anson Carter (17:38) in first period of 7-3 Carolina win at Boston.  
 Jan. 3, 1984 — John Ogrodnick (15:45), Kelly Kisio (16:20) and Joe Paterson in a 7-1 Detroit win at Detroit.  
 Nov. 21, 1992 — Andrei Kovalenko (4:01), Gino Cavallini (4:48), Bill Lindsay (5:18) and Claude Lapointe (5:34) scored second period goals for the Nordiques in an 8-2 loss at Quebec.  
 Dec. 6, 1982 — Mark Napier (11:44), Pierre Mondou (12:07), Ryan Walter (13:33), Guy Lafleur (14:08) and Keith Acton (15:07) scored third period goals for the Canadiens in an 11-2 loss at Montreal.

### FASTEST GOALS BY BOTH TEAMS

<b>Two</b>	4 seconds
<b>Three</b>	32 seconds
	32 seconds
<b>Four</b>	1 minute, 15 seconds
<b>Five</b>	2 minutes, 34 seconds

Jan. 19, 1980 — Chicago's Bob Murray (19:50) and Hartford's Jody Douglas (19:54) scored third period goals in a 5-3 win at Chicago.  
 March 28, 1987 — Pittsburgh's Mario Lemieux (13:33) and Hartford's Sylvain Turgeon (13:59 and 14:05) scored second period goals in a 5-4 win vs. Pittsburgh.  
 Dec. 27, 2013 — Carolina's Andrej Sekera (19:58 of 1st), Pittsburgh's Sidney Crosby (0:16 of 2nd) and Carolina's Nathan Gerbe (0:30 of 2nd) in a 4-3 overtime loss vs. Pittsburgh.  
 April 10, 1994 — Tampa Bay's John Tucker (3:11), Denis Savard (3:30 and 3:58) and Hartford's Robert Kron (4:26) scored first period goals in a 6-4 win vs. Tampa Bay.  
 April 10, 1994 — Tampa Bay's John Tucker (3:11), Denis Savard (3:30 and 3:58) and Hartford's Robert Kron (4:26) and Jocelyn Lemieux (5:45) scored first period goals in a 6-4 win vs. Tampa Bay.

### FASTEST GOAL AT THE START OF A PERIOD

#### FIRST PERIOD

HARTFORD/CAROLINA	9 seconds	Shane Willis, Nov. 12, 2000 in a 4-0 win vs. Ottawa
OPPONENTS	7 seconds	Dave (Tiger) Williams, Feb. 14, 1987 in a 5-2 loss at Los Angeles

#### SECOND PERIOD

HARTFORD/CAROLINA	10 seconds	Randy Cunneyworth, Feb. 18, 1990 in a 6-4 win at Buffalo
OPPONENTS	6 seconds	Barry Pederson, Nov. 12, 1986 in a 4-3 win at Vancouver

#### THIRD PERIOD

HARTFORD/CAROLINA	8 seconds	Ron Francis, Feb. 12, 1984 in an 11-0 win vs. Edmonton
OPPONENTS	*4 seconds	Denis Savard, Jan. 12, 1986 in a 4-3 loss vs. Chicago (*This tied an NHL record for the fastest goal at the start of a period.)

#### OVERTIME

HARTFORD/CAROLINA	16 seconds	Jeff O'Neill, Jan. 28, 2000 in a 4-3 win vs. New Jersey
	16 seconds	Glen Wesley, Feb. 22, 2007 in a 3-2 win vs. Philadelphia
OPPONENTS	9 seconds	Kelly Miller, Jan. 16, 1999 in a 3-2 loss vs. Washington

## TEAM HAT TRICKS

SCORER	DATE	OPP.	GOALTENDER(S)	SCORER	DATE	OPP.	GOALTENDER(S)
1. Blaine Stoughton	11/21/79	Buffalo	Don Edwards	58. Michael Nylander	4/7/93	at Ottawa	Dan Berthiaume
2. Jordy Douglas	1/17/80	Pittsburgh	Greg Millen	59. Pat Verbeek (3)	10/14/93	at Chicago	E. Belfour (2)/J. Hackett (1)
3. Mike Rogers	1/30/80	Boston	Gerry Cheevers	60. Pat Verbeek (4)	12/7/93	at Washington	R. Tabaracci (2)/D. Beaupre (1)
4. Jordy Douglas (2)*	2/3/80	NY Islanders	Glenn Resch	61. Geoff Sanderson (3)	2/15/95	at Montreal	Patrick Roy
5. Mark Howe	10/9/80	at St. Louis	Mike Liut	62. Steve Rice	3/29/95	at Florida	J. Vanbiesbrouck (2)/M. Fitzpatrick (1)
6. Mike Rogers (2)	11/26/80	Winnipeg	P. Hamel (1)/L. Middlebrook (2)	63. Igor Chibirev	4/5/95	at Pittsburgh	Wendell Young
7. Mike Rogers (3)	12/3/80	at Vancouver	Richard Brodeur	64. Geoff Sanderson (4)	12/28/95	at Pittsburgh	Ken Wregget
8. Mike Rogers (4)	1/28/81	Colorado	Al Smith (2)/ENG (1)	65. Brendan Shanahan	2/23/96	at Pittsburgh	Ken Wregget
9. Warren Miller	2/8/81	at Philadelphia	Phil Myre	66. Geoff Sanderson (5)	3/2/96	Florida	John Vanbiesbrouck
10. Dave Debol	3/10/81	at Detroit	Gilles Gilbert	67. Jeff O'Neill	1/31/97	Anaheim	Guy Hebert
11. Rick Meagher	10/17/81	Detroit	C. Micallef (2)/G. Gilbert (1)	68. Kent Manderville	3/12/97	Boston	Jim Carey (2)/ENG (1)
12. Blaine Stoughton (2)	12/27/81	Toronto	Michel Larocque	69. Sami Kapanen	11/12/97	at Edmonton	Curtis Joseph
13. Blaine Stoughton (3)	1/3/82	Pittsburgh	Paul Harrison	70. Sami Kapanen (2)	3/15/98	Edmonton	Curtis Joseph
14. Doug Sullivan	1/25/82	at Chicago	Warren Skorodenski	71. Gary Roberts	4/9/98	Toronto	Glenn Healy
15. Blaine Stoughton (4)	3/7/82	Los Angeles	Doug Keans	72. Bates Battaglia	3/8/00	Chicago	Jocelyn Thibault (2)/ENG (1)
16. Pierre Larouche	10/16/82	Vancouver	Richard Brodeur	73. Rod Brind'Amour	1/7/01	NY Islanders	Wade Flaherty
17. Blaine Stoughton (5)	12/11/82	Philadelphia	Pelle Lindbergh	74. Shane Willis	2/21/01	Atlanta	Damian Rhodes
18. Mark Johnson	2/12/83	at NY Islanders	Billy Smith (2)/ENG (1)	75. Sandis Ozolinsh (2)	3/4/01	at Chicago	Jocelyn Thibault
19. Blaine Stoughton (6)	2/13/83	Toronto	Mike Palmateer	76. Sami Kapanen (3)	11/27/01	at Toronto	Curtis Joseph
20. Ron Francis	3/6/83	Quebec	Dan Bouchard	77. Erik Cole	12/21/01	Atlanta	Milan Hnilek
21. Mark Johnson (2)	12/3/83	St. Louis	Rick Heinz	78. Erik Cole (2)	11/23/02	at Montreal	Jose Theodore
22. Ron Francis (2)*	2/12/84	Edmonton	G. Fuhr (2)/A. Moog (1)	79. Jan Hlavac	11/29/02	Detroit	Curtis Joseph
23. Greg Malone	2/12/84	Edmonton	G. Fuhr (2)/A. Moog (1)	80. Josef Vasicek	10/28/03	San Jose	Vesa Toskala
24. Torrie Robertson	3/4/84	Boston	Doug Keans	81. Radim Vrbata	11/29/03	Pittsburgh	Sebastian Caron
25. Tony Currie	3/25/84	Quebec	Clint Malarchuk	82. Jeff O'Neill (2)	1/16/04	Atlanta	Byron Dafoe
26. Ron Francis (3)	1/8/85	at Toronto	Rick St. Croix	83. <b>Eric Staal</b>	10/28/05	Philadelphia	Antero Niittymaki
27. Mark Johnson (3)	1/26/85	at Boston	Pete Peeters	84. Kevyn Adams	11/17/05	NY Rangers	Henrik Lundqvist
28. Sylvain Turgeon	3/3/85	Vancouver	Frank Caprice	85. Kevyn Adams (2)	12/6/05	at Anaheim	J.S. Giguere
29. Ray Ferraro	3/23/85	Boston	Doug Keans	86. <b>Eric Staal (2)</b>	1/15/06	St. Louis	Curtis Sanford
30. Ray Ferraro (2)	3/29/85	Edmonton	G. Fuhr (1)/A. Moog (2)	87. Erik Cole (3)	1/31/06	at Montreal	Jose Theodore
31. Ron Francis (4)	10/19/85	Montreal	Patrick Roy	88. Justin Williams	10/16/06	at Tampa Bay	Marc Denis (2)/Johan Holmqvist (1)
32. Ron Francis (5)	11/23/85	Winnipeg	D. Bouchard (2)/B. Hayward (1)	89. Erik Cole (4)	11/9/06	Washington	Brent Johnson
33. Paul Lawless	12/13/85	at Buffalo	Tom Barrasso	90. <b>Eric Staal (3)</b>	11/18/06	Dallas	Marty Turco (2)/ENG (1)
34. Sylvain Turgeon (2)	12/18/85	Calgary	Rejean Lemelin	91. Ray Whitney	2/8/07	at Boston	Tim Thomas
35. Dean Evason	1/7/86	at Calgary	Rejean Lemelin	92. Rod Brind'Amour (2)	10/27/07	at NY Islanders	Rick DiPietro (2)/Wade Dubielewicz (1)
36. Kevin Dineen	1/7/86	at Calgary	Rejean Lemelin	93. Cory Stillman	11/5/07	Washington	Olaf Kolzig
37. John Anderson	3/18/86	at Detroit	Greg Stefan (2)/ENG (1)	94. <b>Eric Staal (4)</b>	1/18/08	Edmonton	Mathieu Garon (2)/Dwayne Roloson (1)
38. Kevin Dineen (2)	12/21/86	at NY Rangers	John Vanbiesbrouck	95. Joe Corvo	3/16/08	Ottawa	Martin Gerber
39. Ray Ferraro (3)	2/18/87	at New Jersey	Alan Chevrier	96. Chad LaRose	4/2/08	Tampa Bay	Mike Smith
40. Sylvain Turgeon (3)	3/28/87	Pittsburgh	Pat Riffin	97. <b>Eric Staal (5)</b>	11/21/08	Phoenix	Ilya Bryzgalov
41. Ron Francis (6)	11/18/87	Buffalo	D. Puppa (2)/J. Cloutier (1)	98. <b>Eric Staal (6)</b>	12/26/08	at Atlanta	Johan Hedberg
42. Ray Ferraro (4)	11/26/88	at Quebec	Mario Gosselin	99. Matt Cullen	2/22/09	Colorado	Andrew Raycroft (2)/ENG (1)
43. Ron Francis (7)	1/27/89	at New Jersey	Craig Billington	100. Ray Whitney (2)	3/6/09	Calgary	Curtis McElhinney
44. John Anderson (2)	2/11/89	Winnipeg	Daniel Berthiaume	101. <b>Eric Staal (7)*</b>	3/7/09	at Tampa Bay	Mike McKenna (2)/Kari Ramo (2)
45. Jody Hull	2/26/89	Pittsburgh	T. Barrasso (1)/W. Young (2)	102. <b>Eric Staal (8)</b>	4/7/09	NY Islanders	Yann Danis (1)/Joey MacDonald (2)
46. Kevin Dineen (3)	3/8/89	Edmonton	Bill Ranford (2)/ENG (1)	103. Erik Cole (5)	12/5/09	Vancouver	Andrew Raycroft (2)/ENG (1)
47. Ron Francis (8)	10/8/89	at Quebec	R. Tugnutt (1)/S. Fiset (1)/ENG (1)	104. Tuomo Ruutu	12/16/09	Dallas	Marty Turco (2)/ENG (1)
48. Kevin Dineen (4)	11/4/89	Los Angeles	Kelly Hrudey	105. <b>Eric Staal (9)</b>	1/21/10	at Atlanta	Ondrej Pavelec (2)/ENG (1)
49. Ray Ferraro (5)	12/9/89	New Jersey	S. Burke (2)/C. Terreri (1)	106. <b>Eric Staal (10)</b>	4/8/10	Montreal	Jaroslav Halak (2)/ENG (1)
50. Kevin Dineen (5)	3/6/90	at NY Islanders	Mark Fitzpatrick	107. <b>Eric Staal (11)</b>	11/17/10	Ottawa	Brian Elliott (2)/Pascal Leclaire (1)
51. Ron Francis (9)	2/13/91	Detroit	Tim Cheveldae	108. <b>Eric Staal (12)</b>	12/18/10	Anaheim	Jonas Hiller
52. Murray Craven	12/7/91	Buffalo	Clint Malarchuk	109. <b>Eric Staal (13)</b>	1/24/13	Buffalo	Jonas Enroth (2)/ENG (1)
53. John Cullen	2/4/92	at San Jose	Jeff Hackett	110. <b>Jiri Tlustý</b>	4/2/13	Washington	Braden Holtby
54. Geoff Sanderson	11/28/92	Boston	Rejean Lemelin	111. <b>Jeff Skinner</b>	12/5/13	at Nashville	Marek Mazanec (2)/ENG (1)
55. Pat Verbeek	2/20/93	Edmonton	Bill Ranford	112. <b>Jeff Skinner (2)</b>	1/2/14	at Washington	Philipp Grubauer
56. Geoff Sanderson (2)	2/21/93	Pittsburgh	Tom Barrasso				
57. Pat Verbeek (2)	2/28/93	NY Islanders	Mark Fitzpatrick				

\*Indicates a 4-goal game • ENG = Empty Net Goal

# HAT TRICKS

## OPPONENTS' HAT TRICKS

SCORER	TEAM	DATE	GOALTENDER
1. Bill Harris	at NY Islanders	10/20/79	John Garrett
2. Wilf Paiement	at Colorado	12/15/79	John Garrett
3. Steve Shutt*	Montreal	1/24/80	John Garrett
4. Peter McNab	Boston	2/27/80	John Garrett (2)/Al Smith (1)
5. Dave Christian	at Winnipeg	3/26/80	Al Smith
6. Dennis Maruk	Washington	11/15/80	John Garrett
7. Anders Hedberg	at NY Rangers	11/16/80	Ken Holland
8. Ron Sedlbauer	at Chicago	11/23/80	Mike Veisor
9. Darryl Sittler*	at Toronto	1/24/81	John Garrett
10. Reggie Leach	at Philadelphia	2/8/81	John Garrett
11. Kent Nilsson	at Calgary	2/27/81	John Garrett
12. Glenn Anderson	Edmonton	3/25/81	Mike Veisor (2)/ENG (1)
13. Mario Tremblay	Montreal	10/15/81	Greg Millen
14. Doug Risebrough	at Montreal	11/29/81	Greg Millen
15. Don Marcotte	Boston	12/26/81	Greg Millen
16. Doug Shedden	at Pittsburgh	1/2/82	John Garrett
17. Wayne Gretzky	at Edmonton	2/19/82	Greg Millen
18. Chris Valentine*	at Washington	2/27/82	Greg Millen
19. Pierre Mondou	at Montreal	3/30/82	Greg Millen
20. Barry Pederson	at Boston	4/4/82	Greg Millen
21. Steve Tambellini	at New Jersey	12/3/82	Greg Millen
22. Ryan Walter	Montreal	12/8/82	Mike Veisor
23. Darcy Rota	Vancouver	1/6/83	Greg Millen
24. Darryl Sittler (2)	Philadelphia	1/8/83	Greg Millen
25. Ivan Boldirev	at Detroit	2/20/83	Greg Millen
26. Matt Pavelich**	at NY Rangers	2/23/83	Greg Millen
27. Dale Hawerchuk	at Winnipeg	2/25/83	Mike Veisor
28. Michel Goulet	at Quebec	3/5/83	Greg Millen (2)/Mike Veisor (1)
29. Peter Stastny	Quebec	3/6/83	Greg Millen
30. Wayne Gretzky (2)	Edmonton	3/8/83	Mike Veisor
31. Barry Pederson (2)	at Boston	3/26/83	Mike Veisor
32. Bernie Nicholls	at Los Angeles	10/25/83	Mike Veisor
33. Mike Bossy	at NY Islanders	11/15/83	Greg Millen
34. Darcy Rota (2)	Vancouver	11/30/83	Greg Millen
35. Rick Vaive	Toronto	12/8/83	Ed Staniowski (2)/Greg Millen (1)
36. Marcel Dionne	Los Angeles	12/30/83	Greg Millen (2)/Ed Staniowski (1)
37. Wayne Gretzky (3)	at Edmonton	1/7/84	Greg Millen (2)/ENG (1)
38. Tony Tanti	at Vancouver	1/15/84	Greg Millen
39. Glenn Anderson* (2)	at Edmonton	3/21/84	Greg Millen (3)/ENG (1)
40. Steve Tambellini (2)	at Calgary	10/23/84	Greg Millen
41. Tony McKegney	Quebec	10/31/84	Greg Millen
42. Marian Stastny	at Quebec	12/1/84	Greg Millen
43. Mats Naslund*	at Montreal	12/3/84	Steve Weeks
44. Kent Nilsson (2)	Calgary	2/6/85	Steve Weeks
45. Doug Gilmour	St. Louis	2/23/86	Mike Liut
46. Mark Hunter	St. Louis	2/23/86	Mike Liut
47. Michel Goulet (2)	Quebec	3/8/86	Mike Liut
48. Charlie Simmer	at Boston	12/18/86	Steve Weeks
49. Michel Goulet (3)	at Quebec	12/27/87	Mike Liut
50. Sergio Momesso	Montreal	2/3/88	Mike Liut
51. Hakan Loob	Calgary	3/15/88	Mike Liut (2)/Richard Brodeur (1)
52. Jiri Hrdina*	at Calgary	11/7/88	Mike Liut
53. Mike Foligno	Buffalo	1/31/89	Peter Sidorkiewicz
54. Brent Ashton	at Winnipeg	2/19/89	Peter Sidorkiewicz
55. Mark Messier*	at Edmonton	2/21/89	Mike Liut
56. Dino Ciccarelli*	Washington	3/18/89	Mike Liut
57. Mario Lemieux*	at Pittsburgh	3/30/89	Kay Whitmore
58. Joe Sakic	at Quebec	10/8/89	Kay Whitmore
59. Denis Savard	at Chicago	12/30/89	Peter Sidorkiewicz
60. Gary Leeman	Toronto	3/8/90	Peter Sidorkiewicz
61. Stephane Richer	Montreal	3/24/90	Peter Sidorkiewicz
62. Pierre Turgeon	at Buffalo	10/28/90	Peter Sidorkiewicz

SCORER	TEAM	DATE	GOALTENDER
63. David Volek	at NY Islanders	12/20/90	Peter Sidorkiewicz
64. David Gagner	Minnesota	12/23/90	Daryl Reaugh
65. Brett Hull	at St. Louis	11/9/91	Kay Whitmore
66. Luc Robitaille*	at Los Angeles	2/6/92	Kay Whitmore
67. Paul Broten	at NY Rangers	3/1/92	Kay Whitmore
68. Mats Sundin**	Quebec	3/5/92	Peter Sidorkiewicz(3)/Kay Whitmore (2)
69. Al MacInnis	at Calgary	3/16/92	Kay Whitmore
70. Kevin Stevens*	Pittsburgh	10/17/92	Sean Burke (2)/Frank Pietrangelo (2)
71. Benoit Hogue	at NY Islanders	10/24/92	Sean Burke
72. Dave Andreychuk*	at Buffalo	11/13/92	Sean Burke (3)/Frank Pietrangelo (1)
73. Vincent Damphousse	Montreal	11/25/92	Sean Burke
74. Kevin Miller	at St. Louis	12/1/92	Frank Pietrangelo (2)/Sean Burke (1)
75. Rob Gaudreau	at San Jose	12/3/92	Sean Burke
76. Dimitri Khristich	at Washington	3/19/93	Mario Gosselin (2)/ENG (1)
77. Rick Tocchet	at Pittsburgh	4/1/93	Frank Pietrangelo (2)/Mario Gosselin (1)
78. Joel Otto	Calgary	11/3/93	Frank Pietrangelo
79. Igor Larionov	at San Jose	1/15/94	Sean Burke
80. Luc Robitaille* (2)	at Pittsburgh	2/16/95	Jeff Reese
81. Brian Noonan	NY Rangers	3/1/95	Jeff Reese (2)/ENG (1)
82. Peter Bondra	at Washington	4/21/95	Sean Burke
83. Daniel Alfredsson	Ottawa	11/2/95	Sean Burke
84. Kevin Miller (2)	at San Jose	1/30/96	Sean Burke
85. Vincent Damphousse	at Montreal	1/6/97	Jason Muzzatti
86. Derek King	NY Islanders	1/24/97	Sean Burke
87. Randy McKay	at New Jersey	3/13/97	Jason Muzzatti
88. Steve Heinze	at Boston	12/6/97	Trevor Kidd
89. Darryl Sydor	Dallas	1/3/98	Pat Jablonski
90. Vladimir Malakhov	Montreal	2/1/98	Kirk McLean (2)
91. Pat Verbeek	at Dallas	3/20/98	Trevor Kidd (2)/Kirk McLean (1)
92. Wendel Clark	Tampa Bay	12/30/98	Arturs Irbe
93. Peter Bondra (2)	at Washington	2/5/99	Trevor Kidd
94. Sergei Berezin	at Toronto	2/10/99	Arturs Irbe
95. Brian Savage	at Montreal	10/21/00	Arturs Irbe
96. Bill Guerin	Boston	1/2/02	Tom Barrasso (2)/ENG (1)
97. Martin St. Louis	at Tampa Bay	1/30/03	Kevin Weekes
98. Bryan Smolinski	at Los Angeles	2/7/03	Kevin Weekes (2)/Arturs Irbe (1)
99. Robert Lang	at Washington	11/12/03	Kevin Weekes (1)/Jamie Storr (2)
100. Martin St. Louis (2)	at Tampa Bay	1/15/04	Kevin Weekes (1)/Jamie Storr (2)
101. Ladislav Nagy	at Phoenix	12/3/05	<b>Cam Ward</b> (2)/Martin Gerber (1)
102. Mark Recchi	at Pittsburgh	3/4/06	<b>Cam Ward</b>
103. Brad Boyes	at Boston	3/18/06	<b>Cam Ward</b>
104. Alexander Semin	at Washington	10/7/06	<b>Cam Ward</b>
105. Martin St. Louis (3)	at Tampa Bay	10/26/06	<b>Cam Ward</b>
106. Vincent Lecavalier	at Tampa Bay	11/14/07	John Grahame
107. Daniel Briere	Philadelphia	11/21/07	<b>Cam Ward</b>
108. Joffery Lupul	at Philadelphia	12/15/07	John Grahame
109. Scott Hartnell	at Philadelphia	12/11/08	Michael Leighton
110. Brian Little	at Atlanta	12/26/08	<b>Cam Ward</b>
111. Jason Blake	Toronto	1/15/09	<b>Cam Ward</b>
112. Ryan Malone	at Tampa Bay	10/10/09	<b>Cam Ward</b> (2)/ENG (1)
113. Alexei Kovalev	at Ottawa	12/12/09	Manny Legace (2)/ENG (1)
114. Curtis Glencross	at Calgary	2/3/10	<b>Cam Ward</b> (2)/ENG (1)
115. Jeff Carter	Philadelphia	11/11/10	<b>Cam Ward</b>
116. Zdeno Chara	at Boston	1/17/11	<b>Cam Ward</b> (1)/Justin Peters (2)
117. Steven Stamkos	at Tampa Bay	12/31/11	<b>Cam Ward</b>
118. RJ Umberger	at Columbus	3/23/12	<b>Cam Ward</b>
119. Wayne Simmonds	Philadelphia	4/20/13	Justin Peters
120. James Neal	at Pittsburgh	4/27/13	Justin Peters
121. Jussi Jokinen	at Pittsburgh	10/8/13	<b>Cam Ward</b>
122. Derek Stepan	at NY Rangers	11/2/13	Justin Peters

\*Indicates a 4-goal game • \*\*Indicates a 5-goal game • ENG = Empty Net Goal

## NHL TEAM SHUTOUTS

GOALTENDER	DATE	OPPONENT	SAVES	SCORE	GOALTENDER	DATE	OPPONENT	SAVES	SCORE
1. Al Smith	11/17/79	Edmonton	23	3-0	62. Arturs Irbe (6)	4/14/99	Washington	19	3-0
2. Al Smith (2)	2/29/80	St. Louis	14	3-0	63. Arturs Irbe (7)	10/7/99	at Philadelphia	30	2-0
3. Mike Veisor	10/22/80	Colorado	26	3-0	64. Eric Fichaud	10/30/99	at NY Islanders	24	4-0
4. Mike Veisor (2)	12/17/82	at Winnipeg	33	2-0	65. Arturs Irbe (8)	11/20/99	Dallas	24	1-0
5. Greg Millen	3/10/83	at New Jersey	23	3-0	66. Arturs Irbe (9)	1/9/00	NY Rangers	30	1-0
6. Greg Millen (2)	10/19/83	Washington	22	3-0	67. Arturs Irbe (10)	3/21/00	at New Jersey	22	5-0
7. Greg Millen (3)	2/12/84	Edmonton	28	11-0	68. Arturs Irbe (11)	4/2/00	Philadelphia	31	1-0
8. Greg Millen (4)	11/10/84	at Quebec	27	1-0	69. Arturs Irbe (12)	11/12/00	Ottawa	29	4-0
9. Steve Weeks	2/14/85	at New Jersey	19	4-0	70. Arturs Irbe (13)	11/16/00	Ottawa	27	1-0
10. Steve Weeks (2)	3/16/85	at St. Louis	28	5-0	71. Arturs Irbe (14)	11/30/00	Philadelphia	25	2-0
11. Mike Liut	4/4/85	Washington	40	2-0	72. Arturs Irbe (15)	1/14/01	Anaheim	27	4-0
12. Mike Liut (2)	11/27/85	at Los Angeles	30	9-0	73. Arturs Irbe (16)	3/15/01	Washington	25	3-0
13. Steve Weeks (3)	1/20/86	at NY Rangers	19	5-0	74. Arturs Irbe (17)	3/21/01	Buffalo	26	1-0
14. Mike Liut (3)	3/26/86	Montreal	30	3-0	75. Arturs Irbe (18)	10/7/01	Dallas	32	3-0
15. Mike Liut (4)	11/21/86	St. Louis	22	4-0	76. Tom Barrasso	11/4/01	Phoenix	28	1-0
16. Mike Liut (5)	11/26/86	Buffalo	24	3-0	77. Tom Barrasso (2)	12/16/01	at Pittsburgh	11	7-0
17. Mike Liut (6)	12/23/86	Boston	23	2-0	78. Arturs Irbe (19)	1/15/02	Minnesota	22	2-0
18. Steve Weeks (4)	1/24/87	at Toronto	18	3-0	79. Arturs Irbe (20)	3/30/02	at Boston	30	2-0
19. Mike Liut (7)	3/13/87	at Winnipeg	36	3-0	80. Kevin Weekes	11/7/02	Buffalo	26	2-0
20. Mike Liut (8)	11/11/87	Montreal	24	0-0	81. Kevin Weekes (2)	12/22/02	Dallas	28	1-0
21. Mike Liut (9)	1/23/88	Minnesota	33	5-0	82. Kevin Weekes (3)	3/6/03	at Pittsburgh	21	4-0
22. Mike Liut (10)	10/29/88	New Jersey	29	3-0	83. Kevin Weekes (4)	3/7/03	Minnesota	22	1-0
23. Peter Sidorkiewicz	12/6/88	Buffalo	31	9-0	84. Kevin Weekes (5)	3/15/03	Los Angeles	23	0-0
24. Peter Sidorkiewicz (2)	1/23/89	at Quebec	27	5-0	85. Kevin Weekes (6)	10/23/03	at Boston	18	2-0
25. Peter Sidorkiewicz (3)	3/3/89	Toronto	21	3-0	86. Kevin Weekes (7)	10/28/03	San Jose	28	3-0
26. Peter Sidorkiewicz (4)	3/25/89	St. Louis	29	4-0	87. Kevin Weekes (8)	11/23/03	Tampa Bay	21	0-0
27. Mike Liut (11)	10/25/89	Quebec	22	2-0	88. Kevin Weekes (9)	11/26/03	NY Islanders	28	2-0
28. Mike Liut (12)	10/28/89	at Boston	25	1-0	89. Kevin Weekes (10)	1/6/03	St. Louis	19	2-0
29. Mike Liut (13)	11/14/89	at Detroit	26	3-0	90. Kevin Weekes (11)	1/27/04	at Toronto	32	2-0
30. Peter Sidorkiewicz (5)	3/13/90	at Vancouver	18	1-0	91. <b>Ward</b> /Gerber	10/22/05	at Washington	1/17	4-0
31. Daryl Reaugh	12/22/90	Philadelphia	26	1-0	92. Martin Gerber	11/5/05	Florida	27	2-0
32. Peter Sidorkiewicz (6)	2/2/91	at Philadelphia	20	2-0	93. Martin Gerber (2)	11/11/05	at Florida	26	1-0
33. Kay Whitmore	10/23/91	San Jose	33	3-0	94. Martin Gerber (3)	1/7/06	at NY Islanders	30	3-0
34. Peter Sidorkiewicz (7)	2/22/92	Quebec	30	4-0	95. <b>Cam Ward</b>	11/9/06	Washington	20	5-0
35. Peter Sidorkiewicz (8)	3/3/92	Boston	21	4-0	96. <b>Cam Ward (2)</b>	3/9/07	at Washington	25	3-0
36. Kay Whitmore (2)	3/11/92	Los Angeles	21	4-0	97. <b>Cam Ward (3)</b>	11/5/07	Washington	35	5-0
37. Kay Whitmore (3)	3/13/92	at Winnipeg	40	1-0	98. <b>Cam Ward (4)</b>	12/3/07	at NY Rangers	28	4-0
38. Jeff Reese	11/27/93	Florida	31	4-0	99. <b>Cam Ward (5)</b>	1/8/08	at Boston	19	1-0
39. Sean Burke	1/5/94	Winnipeg	20	4-0	100. <b>Cam Ward (6)</b>	3/12/08	at Chicago	25	3-0
40. Sean Burke (2)	1/8/94	NY Islanders	28	6-0	101. <b>Cam Ward (7)</b>	10/30/08	at St. Louis	19	1-0
41. Sean Burke (3)	10/7/95	NY Rangers	37	2-0	102. <b>Cam Ward (8)</b>	1/19/09	at Toronto	35	2-0
42. Jeff Reese (2)	11/24/95	at Toronto	30	4-0	103. <b>Cam Ward (9)</b>	1/31/09	Atlanta	19	2-0
43. Sean Burke (4)	1/3/96	Washington	33	2-0	104. <b>Cam Ward (10)</b>	2/15/09	at Buffalo	36	3-0
44. Sean Burke (5)	1/16/96	Vancouver	25	3-0	105. <b>Cam Ward (11)</b>	3/9/09	NY Rangers	28	3-0
45. Jason Muzzatti	4/4/96	at New Jersey	40	1-0	106. <b>Cam Ward (12)</b>	4/7/09	NY Islanders	12	9-0
46. Sean Burke (6)	4/13/96	Boston	34	2-0	107. Manny Legace	3/7/10	at Atlanta	27	4-0
47. Sean Burke (7)	10/5/96	Phoenix	30	1-0	108. <b>Cam Ward (13)</b>	11/26/10	at Boston	37	3-0
48. Sean Burke (8)	2/22/97	Washington	28	2-0	109. <b>Cam Ward (14)</b>	12/29/10	at Ottawa	37	4-0
49. Sean Burke (9)	3/5/97	Calgary	30	2-0	110. <b>Cam Ward (15)</b>	3/15/11	at Buffalo	40	1-0
50. Sean Burke (10)	3/7/97	Montreal	26	2-0	111. <b>Cam Ward (16)</b>	4/6/11	Detroit	42	3-0
51. Sean Burke (11)	11/28/97	Tampa Bay	27	2-0	112. <b>Cam Ward (17)</b>	10/28/11	Chicago	30	3-0
52. Trevor Kidd	4/1/98	at New Jersey	37	4-0	113. <b>Cam Ward (18)</b>	1/20/12	Washington	23	3-0
53. Trevor Kidd (2)	4/4/98	at Montreal	24	1-0	114. <b>Cam Ward (19)</b>	2/2/12	at Boston	47	3-0
54. Trevor Kidd (3)	4/6/98	at Boston	27	3-0	115. Justin Peters	2/20/12	Washington	17	5-0
55. Arturs Irbe	10/28/98	Chicago	21	2-0	116. <b>Cam Ward (20)</b>	3/15/12	St. Louis	40	2-0
56. Arturs Irbe (2)	10/31/98	at Boston	34	2-0	117. <b>Cam Ward (21)</b>	3/27/12	at Toronto	30	3-0
57. Trevor Kidd (4)	11/25/98	San Jose	36	3-0	118. Dan Ellis	2/1/13	Ottawa	33	1-0
58. Arturs Irbe (3)	12/12/98	Detroit	35	3-0	119. Justin Peters (2)	3/12/13	at Washington	26	4-0
59. Arturs Irbe (4)	12/15/98	Edmonton	29	3-0	120. Justin Peters (3)	11/7/13	NY Islanders	21	1-0
60. Arturs Irbe (5)	12/23/98	at NY Rangers	29	1-0	121. <b>Anton Khudobin</b>	3/27/14	at Florida	35	3-0
61. Trevor Kidd (5)	1/31/99	at Boston	36	0-0					

# SHUTOUTS

## OPPONENTS SHUTOUTS

GOALTENDER	DATE	OPPONENT	SAVES	SCORE	GOALTENDER	DATE	OPPONENT	SAVES	SCORE
1. Ed Mio	12/9/79	at Edmonton	30	3-0	73. Byron Dafeo	1/31/99	at Boston	24	0-0
2. Mike Liut	12/29/79	at St. Louis	36	3-0	74. Garth Snow (2)	2/26/99	at Vancouver	23	1-0
3. Markus Mattsson	3/26/80	at Winnipeg	27	7-0	75. Jose Theodore	4/7/99	at Montreal	27	2-0
4. Glenn Resch	11/20/80	at NY Islanders	24	5-0	76. Curtis Joseph	11/3/99	Toronto	24	6-0
5. Glen Hanlon	3/1/81	at Vancouver	28	3-0	77. Felix Potvin	11/10/99	NY Islanders	25	2-0
6. Dave Parro	11/14/81	Washington	44	4-0	78. Jose Theodore (2)	1/30/00	at Montreal	23	3-0
7. Denis Herron	2/28/82	Montreal	28	5-0	79. Jose Theodore (3)	2/17/00	Montreal	26	3-0
8. Denis Herron (2)	3/13/82	at Montreal	24	5-0	80. Curtis Joseph (2)	11/8/00	at Toronto	27	5-0
9. Pete Peeters	11/27/82	at Boston	16	8-0	81. Patrick Lalime (2)	12/3/00	Ottawa	28	2-0
10. Frank Caprice	1/15/84	at Vancouver	30	5-0	82. Robert Esche	2/16/01	Phoenix	33	2-0
11. Doug Keans	1/21/84	Boston	32	2-0	83. Roman Cechmanek	2/19/01	at Philadelphia	21	4-0
12. Dan Bouchard	1/28/84	at Quebec	23	3-0	84. Kevin Weekes	3/8/01	at Tampa Bay	20	1-0
13. Mike Liut (2)	3/13/84	at St. Louis	20	2-0	85. Olaf Kolzig (2)	3/28/01	at Washington	18	7-0
14. Glen Hanlon (2)	4/1/84	at NY Rangers	26	2-0	86. Chris Osgood	10/17/01	NY Islanders	20	4-0
15. Marc Behrend	11/7/84	Winnipeg	29	3-0	87. Nikolai Khabibulin	11/17/01	at Tampa Bay	26	2-0
16. Warren Skorodenski	11/17/84	Chicago	32	7-0	88. Nikolai Khabibulin (2)	11/25/01	Tampa Bay	41	4-0
17. Kelly Hrudey	12/21/84	NY Islanders	25	1-0	89. Mike Richter (3)	11/29/01	at NY Rangers	22	5-0
18. Roberto Romano	12/28/84	at Pittsburgh	34	4-0	90. Evgeni Nabokov	2/10/02	at San Jose	24	4-0
19. Tom Barrasso	1/19/85	Buffalo	14	2-0	91. Roberto Luongo	12/6/02	Florida	40	2-0
20. Doug Keans (2)	3/7/85	at Boston	21	4-0	92. Chris Osgood (2)	12/28/02	at NY Islanders	25	3-0
21. Pelle Lindbergh	10/24/85	at Philadelphia	24	3-0	93. Mike Dunham	12/31/02	NY Rangers	30	2-0
22. Tom Barrasso (2)	11/19/85	Buffalo	23	2-0	94. Sebastien Caron	1/15/03	Pittsburgh	26	2-0
23. Bob Froese	11/21/85	at Philadelphia	24	3-0	95. Martin Gerber	2/23/03	Anaheim	28	4-0
24. Eldon Reddick/ Daniel Berthiaume	1/9/87	at Winnipeg	29	3-0	96. Olaf Kolzig (3)	3/2/03	at Washington	21	2-0
25. Tom Barrasso (3)	4/5/87	at Buffalo	14	6-0	97. Cristobal Huet	3/15/03	Los Angeles	30	0-0
26. Brian Hayward	11/11/87	Montreal	23	0-0	98. Mathieu Garon	3/30/03	Montreal	33	4-0
27. Rick Wamsley	12/17/87	St. Louis	22	2-0	99. Mika Noronen	11/21/03	at Buffalo	35	5-0
28. Kelly Hrudey (2)	2/20/88	at NY Islanders	29	3-0	100. Nikolai Khabibulin (3)	11/23/03	Tampa Bay	37	0-0
29. Patrick Roy	3/12/88	at Montreal	17	5-0	101. Miikka Kiprusoff	12/11/03	at Calgary	23	1-0
30. Pete Peeters (2)	2/3/89	at Washington	31	1-0	102. Brian Boucher	1/4/04	Phoenix	26	3-0
31. Patrick Roy (2)	2/4/90	at Montreal	19	2-0	103. Jose Theodore(4)	2/28/04	at Montreal	18	1-0
32. Daren Puppa (1)	3/10/90	Buffalo	31	5-0	104. Marc Denis	3/2/04	Columbus	25	3-0
33. Jon Casey	10/24/90	at Minnesota	33	3-0	105. Pasi Nurminen	3/15/04	at Atlanta	31	1-0
34. Clint Malarchuk	10/28/90	at Buffalo	29	5-0	106. Dunham/Berkhoel	11/12/05	Atlanta	5/14	9-0
35. Andy Moog	1/21/91	at Boston	23	3-0	107. Martin Brodeur (5)	2/3/06	at New Jersey	28	3-0
36. Ed Belfour	11/10/91	at Chicago	18	3-0	108. Martin Biron	4/18/06	Buffalo	33	4-0
37. Jeff Reese	12/4/91	Toronto	26	3-0	109. Martin Brodeur (6)	10/6/06	New Jersey	29	4-0
38. Tim Cheveldae	2/23/92	Detroit	24	4-0	110. Cristobal Huet (2)	11/2/06	Montreal	31	4-0
39. Stephane Fiset	3/9/92	at Quebec	30	2-0	111. Henrik Lundqvist	11/21/06	at NY Rangers	34	4-0
40. Tim Cheveldae (2)	11/14/92	Detroit	19	2-0	112. Miikka Kiprusoff (2)	12/5/06	at Calgary	23	3-0
41. Ed Belfour (2)	3/28/93	at Chicago	16	3-0	113. Marc-Andre Fleury	1/2/07	at Pittsburgh	31	3-0
42. Dominik Hasek	12/11/93	Buffalo	25	3-0	114. Curtis Joseph (3)	1/4/07	Phoenix	29	2-0
43. Patrick Roy (3)	1/26/94	Montreal	30	3-0	115. Johan Holmqvist	2/1/07	Tampa Bay	31	4-0
44. Chris Osgood	2/24/94	at Detroit	17	3-0	116. Ray Emery	2/28/07	at Ottawa	27	2-0
45. Chris Terreri	3/10/94	(in Cleveland)	22	4-0	117. Olaf Kolzig (4)	10/6/07	at Washington	23	2-0
46. Mike Richter	3/16/94	at New Jersey	27	4-0	118. Johan Hedberg	11/16/07	Atlanta	31	3-0
47. Jim Carey	3/20/95	at NY Rangers	30	6-0	119. Emery/Gerber	12/12/07	Ottawa	1/31	6-0
48. Daren Puppa (2)	3/31/95	Washington	25	2-0	120. Manny Legace	1/5/08	at St. Louis	27	1-0
49. J.C. Bergeron	4/9/95	at Tampa Bay	23	3-0	121. Chris Mason	2/5/08	at Nashville	31	1-0
50. Blaine Lacher	4/26/95	Tampa Bay	22	1-0	122. Tomas Vokoun	2/12/09	Florida	42	5-0
51. John Vanbiesbrouck	10/21/95	at Boston	24	3-0	123. Ray Emery (2)	10/2/09	Philadelphia	28	2-0
52. Craig Billington	10/28/95	at Florida	27	3-0	124. Martin Brodeur (7)	10/17/09	at New Jersey	26	2-0
53. Don Beaupre	11/2/95	at Dallas	41	5-0	125. Tomas Vokoun (2)	11/4/09	at Florida	32	3-0
54. Martin Brodeur	11/14/95	Ottawa	16	1-0	126. Marty Turco	11/23/09	at Dallas	22	2-0
55. Ken Wreggett	12/9/95	at Phoenix	35	6-0	127. Ilya Bryzgalov	3/13/10	Phoenix	29	4-0
56. Jim Carey (2)	12/30/95	at Atlanta	26	3-0	128. Johan Hedberg (2)	3/27/10	Atlanta	34	4-0
57. Bill Ranford	2/14/96	at Pittsburgh	20	3-0	129. Martin Brodeur (8)	4/3/10	New Jersey	26	4-0
58. Ron Hextall	3/25/96	at Washington	21	3-0	130. Michal Neuvirth	10/27/10	Washington	29	3-0
59. John Vanbiesbrouck (2)	10/12/96	Boston	21	6-0	131. Brent Johnson	10/30/10	Pittsburgh	33	3-0
60. Garth Snow	12/14/96	at Philadelphia	21	4-0	132. Tim Thomas	1/17/11	at Boston	31	7-0
61. Patrick Lalime	1/15/97	at Florida	31	3-0	133. James Reimer	2/3/11	at Toronto	27	3-0
62. Martin Brodeur (2)	2/13/97	Pittsburgh	20	4-0	134. Carey Price	11/16/11	at Montreal	25	4-0
63. Martin Brodeur (3)	3/13/97	at New Jersey	35	6-0	135. Jhonas Enroth	11/18/11	Buffalo	34	1-0
64. Arturs Irbe	3/21/97	at Florida	16	2-0	136. Jose Theodore (5)	3/11/12	at Florida	34	2-0
65. Patrick Roy (4)	3/25/97	at New Jersey	46	4-0	137. Martin Brodeur (9)	3/31/12	New Jersey	22	5-0
66. John Vanbiesbrouck (3)	1/27/98	Dallas	31	3-0	138. Peter Budaj	2/18/13	at Montreal	19	3-0
67. Tommy Salo	1/30/98	Colorado	32	2-0	139. Braden Holtby	2/26/13	at Washington	33	3-0
68. Martin Brodeur (4)	3/12/98	at Tampa Bay	21	2-0	140. Ben Bishop	4/4/13	Tampa Bay	45	5-0
69. Olaf Kolzig	3/18/98	at NY Islanders	36	1-0	141. Ben Bishop (2)	11/1/13	Tampa Bay	31	3-0
70. Mike Richter (2)	10/30/98	New Jersey	30	1-0	142. Eddie Lack	12/9/13	at Vancouver	31	2-0
71. Mike Vernon	11/12/98	at Washington	20	3-0	143. Sergei Bobrovsky	1/10/14	at Columbus	36	3-0
72. Ron Hextall/ John Vanbiesbrouck	1/9/99	at NY Rangers	20	1-0	144. Karri Ramo	1/13/14	Calgary	23	2-0
		at San Jose		3-0	145. Carey Price (2)	1/28/14	at Montreal	36	3-0
		at Philadelphia		2-0					



## TEAM PENALTY SHOTS

SHOOTER	DATE	RESULT	OPPONENT	GOALTENDER
1. Mike Rogers	2/22/81	Missed	NY Rangers	Doug Soetaert
2. Blaine Stoughton	3/5/83	Missed	at Quebec	Clint Malarchuk
3. Blaine Stoughton (2)	3/29/83	SCORED	Buffalo	Bob Sauve
4. Bob Crawford	2/1/84	SCORED	at Detroit	Ken Holland
5. Tony Currie	3/17/84	Missed	Pittsburgh	Denis Herron
6. Ron Francis	1/17/86	SCORED	Quebec	Richard Sevigny
7. Dave Tippett	10/31/87	SCORED	Philadelphia	Ron Hextall
8. Dave Tippett (2)	1/9/88	Missed	Pittsburgh	Gilles Meloche
9. Dean Evason	1/13/88	Missed	at Chicago	Darren Pang
10. Kevin Dineen	10/19/89	Missed	at NY Rangers	Mike Richter
11. John Cullen	1/16/92	Missed	at Boston	Andy Moog
12. Murray Craven	3/24/92	SCORED	at Washington	Don Beaupre
13. Andrew Cassels	4/6/94	SCORED	NY Islanders	Ron Hextall
14. Sami Kapanen	3/12/97	SCORED	Boston	Jim Carey
15. Sami Kapanen (2)	1/7/99	Missed	at Pittsburgh	Tom Barrasso
16. Erik Cole	11/29/03	Missed	Pittsburgh	Sebastien Caron
17. Erik Cole (2)	4/2/04	Missed	NY Islanders	Rick DiPietro
18. Erik Cole (3)	11/9/05	SCORED	Buffalo	Martin Biron
19. Erik Cole (4)	11/9/05	Missed	Buffalo	Martin Biron
20. Erik Cole (5)	11/11/05	Missed	at Florida	Roberto Luongo
21. Justin Williams	11/20/05	SCORED	Tampa Bay	John Grahame
22. Frantisek Kaberle	1/13/06	SCORED	Nashville	Tomas Vokoun
23. Erik Cole (6)	1/21/06	SCORED	at Washington	Olaf Kolzig
24. Erik Cole (7)	2/9/06	Missed	at Tampa Bay	John Grahame
25. <b>Eric Staal</b>	12/8/06	Missed	at Vancouver	Roberto Luongo
26. Erik Cole (8)	1/6/07	Missed	NY Islanders	Rick DiPietro
27. Eric Belanger	1/30/07	Missed	Toronto	Andrew Raycroft
28. Justin Williams (2)	3/28/07	Missed	at Philadelphia	Martin Biron
29. <b>Eric Staal (2)</b>	10/26/07	SCORED	Montreal	Cristobal Huet
30. Chad LaRose	11/30/07	Missed	Washington	Olaf Kolzig
31. Chad LaRose (2)	12/28/07	SCORED	Boston	Tim Thomas
32. <b>Eric Staal (3)</b>	1/18/08	SCORED	Edmonton	Mathieu Garon
33. Matt Cullen	2/5/09	SCORED	at San Jose	Evgeni Nabokov
34. <b>Eric Staal (4)</b>	3/3/09	SCORED	at Washington	Michael Neuvirth
35. Ray Whitney	10/23/09	Missed	at Colorado	Craig Anderson
36. <b>Eric Staal (5)</b>	1/16/10	Missed	Atlanta	Ondrej Pavelec
37. Brandon Sutter	3/10/10	Missed	at Washington	Jose Theodore
38. Tom Kostopoulos	11/9/10	Missed	Edmonton	Devan Dubnyk
39. Chad LaRose (3)	3/29/11	Missed	at Washington	Semyon Varlamov
40. <b>Eric Staal (6)</b>	10/28/11	Missed	Chicago	Corey Crawford
41. <b>Patrick Dwyer</b>	11/14/11	SCORED	Philadelphia	Sergei Bobrovsky
42. <b>Jiri Tlustý</b>	12/6/11	SCORED	at Calgary	Miikka Kiprusoff
43. <b>Jeff Skinner</b>	12/7/11	Missed	at Edmonton	Devan Dubnyk
44. <b>Eric Staal (7)</b>	3/7/13	Missed	Montreal	Carey Price
45. <b>Jeff Skinner (2)</b>	12/12/13	Missed	at Calgary	Karri Ramo
46. <b>Jeff Skinner (3)</b>	3/7/14	SCORED	NY Rangers	Henrik Lundqvist

## OPPONENT PENALTY SHOTS

SHOOTER	DATE	RESULT	OPPONENT	GOALTENDER
1. Claude Larose	1/7/80	SAVED	at NY Rangers	Al Smith
2. Steve Kasper	1/27/86	SAVED	at Boston	Mike Liut
3. Mike Gartner	1/17/87	Scored	Washington	Mike Liut
4. Mats Naslund	1/19/87	Scored	at Montreal	Mike Liut
5. Jimmy Carson	11/3/89	SAVED	at Detroit	Mike Liut
6. Bob Sweeney	12/12/90	Scored	Boston	Peter Sidorkiewicz
7. Randy Burridge	3/31/91	SAVED	at Boston	Kay Whitmore
8. Luc Robitaille	2/6/92	Scored	at Los Angeles	Kay Whitmore
9. Michal Pivonka	1/21/95	SAVED	Washington	Sean Burke
10. Wayne Presley	3/8/96	SAVED	Toronto	Sean Burke
11. Brian Bradley	4/3/96	SAVED	at Tampa Bay	Sean Burke
12. Brendan Shanahan	11/5/97	SAVED	Detroit	Trevor Kidd
13. Kevin Adams	2/14/00	SAVED	at Toronto	Arturs Irbe
14. Ray Ferraro	2/21/01	Scored	Atlanta	Arturs Irbe
15. Joe Sacco	3/30/01	Scored	Washington	Arturs Irbe
16. Anson Carter	11/11/01	SAVED	Edmonton	Tom Barrasso
17. Pavel Bure	1/25/02	SAVED	Florida	Arturs Irbe
18. Jan Hlavac	11/6/03	Scored	NY Rangers	Kevin Weekes
19. Chris Phillips	12/28/05	SAVED	at Ottawa	<b>Cam Ward</b>
20. Michael Ryder	12/31/05	SAVED	Montreal	Martin Gerber
21. Martin Straka	3/14/06	SAVED	NY Rangers	Martin Gerber
22. Marc Savard	4/1/06	Scored	at Atlanta	<b>Cam Ward</b>
23. Jim Slater	4/8/06	SAVED	at Atlanta	Martin Gerber
24. John Pohl	12/15/06	SAVED	Toronto	<b>Cam Ward</b>
25. Ales Kotalik	12/28/06	Scored	at Buffalo	John Grahame
26. Tomas Plekanec	2/17/07	Scored	at Montreal	<b>Cam Ward</b>
27. Bryan Allen	4/7/07	SAVED	Florida	John Grahame
28. Richard Park	10/27/07	SAVED	at NY Islanders	John Grahame
29. Vincent Lecavalier	11/8/07	SAVED	Tampa Bay	<b>Cam Ward</b>
30. Mike Richards	11/21/07	SAVED	Philadelphia	<b>Cam Ward</b>
31. Drew Stafford	12/1/07	SAVED	at Buffalo	John Grahame
32. Nathan Horton	2/16/08	Scored	Florida	John Grahame
33. Doug Weight	10/25/08	SAVED	at NY Islanders	<b>Cam Ward</b>
34. Alex Tanguay	10/28/08	Scored	at Montreal	<b>Cam Ward</b>
35. Alex Ovechkin	12/7/08	SAVED	Washington	Michael Leighton
36. Guillaume Latendresse	12/16/08	Scored	Montreal	<b>Cam Ward</b>
37. Evgeni Malkin	4/4/09	SAVED	Pittsburgh	<b>Cam Ward</b>
38. Derek Roy	4/9/09	Scored	Buffalo	Michael Leighton
39. Mike Richards	1/23/10	SAVED	at Philadelphia	<b>Cam Ward</b>
40. Sean Bergenheim	12/20/10	SAVED	at Tampa Bay	Justin Peters
41. Jack Skille	11/29/11	SAVED	Florida	<b>Cam Ward</b>
42. Alex Ovechkin (2)	1/2/14	SAVED	at Washington	<b>Anton Khudobin</b>
43. Tyler Ennis	3/13/14	Scored	Buffalo	<b>Cam Ward</b>
44. Brian Gibbons	4/1/14	SAVED	at Pittsburgh	<b>Anton Khudobin</b>

## INDIVIDUAL RECORDS IN A SEASON SERIES

## MOST GOALS

<b>Eric Staal</b> . . . . .	8 – vs. Tampa Bay, 2008-09
Sylvain Turgeon . . . . .	7 – vs. Montreal, 1985-86
Kevin Dineen . . . . .	7 – vs. Buffalo, 1988-89
Pat Verbeek . . . . .	7 – vs. Quebec, 1989-90
Geoff Sanderson . . . . .	7 – vs. Boston, 1992-93
Pat Verbeek . . . . .	7 – vs. Buffalo, 1992-93
Geoff Sanderson . . . . .	7 – vs. Buffalo, 1996-97
Erik Cole . . . . .	7 – vs. Washington, 2006-07
<b>Eric Staal</b> . . . . .	7 – vs. Atlanta, 2007-08

## MOST ASSISTS

Ron Francis . . . . .	13 – vs. Boston, 1986-87
Dave Babych . . . . .	10 – vs. Buffalo, 1987-88
Ron Francis . . . . .	9 – vs. Boston, 1984-85
Ron Francis . . . . .	9 – vs. Montreal, 1984-85
Dave Babych . . . . .	9 – vs. Buffalo, 1988-89
Pat Verbeek . . . . .	9 – vs. Montreal, 1989-90
John Cullen . . . . .	9 – vs. Buffalo, 1991-92

## MOST POINTS

Ron Francis . . . . .	16 – vs. Boston, 1986-87
<b>Eric Staal</b> . . . . .	16 – vs. Atlanta, 2007-08
Kevin Dineen . . . . .	15 – vs. Buffalo, 1988-89
Pat Verbeek . . . . .	14 – vs. Quebec, 1989-90
Dave Babych . . . . .	13 – vs. Buffalo, 1987-88

## MOST GAME-WINNING GOALS

Erik Cole . . . . .	9 – 2010-11
Blaine Stoughton . . . . .	9 – 1979-80
Blaine Stoughton . . . . .	8 – 1982-83
Kevin Dineen . . . . .	8 – 1985-86
Carey Wilson . . . . .	8 – 1987-88
Erik Cole . . . . .	8 – 2005-06
Justin Williams . . . . .	8 – 2006-07
<b>Eric Staal</b> . . . . .	8 – 2008-09
<b>Eric Staal</b> . . . . .	8 – 2010-11

## SEASON

Kevin Dineen . . . . .	7 – 1986-87
Ron Francis . . . . .	7 – 1986-87
Ray Ferraro . . . . .	7 – 1988-89
Geoff Sanderson . . . . .	7 – 1995-96
Sami Kapanen . . . . .	7 – 1998-99
Jeff O'Neill . . . . .	7 – 1999-00
Jeff O'Neill . . . . .	7 – 2002-03
<b>Eric Staal</b> . . . . .	7 – 2007-08

Mike Rogers . . . . .	6 – vs. Colorado, 1979-80
Mike Rogers . . . . .	6 – vs. Quebec, 1979-80
Blaine Stoughton . . . . .	6 – vs. Vancouver, 1979-80
Ron Francis . . . . .	6 – vs. Buffalo, 1982-83
Blaine Stoughton . . . . .	6 – vs. Montreal, 1982-83
Kevin Dineen . . . . .	6 – vs. Boston, 1984-85
Kevin Dineen . . . . .	6 – vs. Buffalo, 1985-86
Kevin Dineen . . . . .	6 – vs. NY Rangers, 1986-87
Dean Evason . . . . .	6 – vs. Montreal, 1986-87

<b>Eric Staal</b> . . . . .	9 – vs. Atlanta, 2007-08
Rod Brind'Amour . . . . .	8 – vs. Atlanta, 2006-07
Rod Brind'Amour . . . . .	8 – vs. Florida, 2006-07
Ron Francis . . . . .	8 – vs. Boston, 1985-86
Ron Francis . . . . .	8 – vs. Minnesota, 1983-84
Ron Francis . . . . .	8 – vs. Buffalo, 1986-87
Kevin Dineen . . . . .	8 – vs. Buffalo, 1988-89

Ron Francis . . . . .	13 – vs. Montreal, 1984-85
Pat Verbeek . . . . .	13 – vs. Montreal, 1989-90
John Cullen . . . . .	13 – vs. Buffalo, 1991-92
Doug Sullivan . . . . .	12 – vs. Quebec, 1980-81
Ron Francis . . . . .	12 – vs. Quebec, 1989-90

Sylvain Turgeon . . . . .	6 – vs. Quebec, 1987-88
Ray Ferraro . . . . .	6 – vs. Quebec, 1988-89
Kevin Dineen . . . . .	6 – vs. Montreal, 1988-89
Kevin Dineen . . . . .	6 – vs. Los Angeles, 1989-90
Sami Kapanen . . . . .	6 – vs. Edmonton, 1997-98
Rod Brind'Amour . . . . .	6 – vs. Washington, 2005-06
<b>Eric Staal</b> . . . . .	6 – vs. Tampa Bay, 2006-07
<b>Eric Staal</b> . . . . .	6 – vs. NY Islanders, 2008-09
Jussi Jokinen . . . . .	6 – vs. Atlanta, 2009-10

Pat Verbeek . . . . .	8 – vs. Buffalo, 1991-92
Andrew Cassels . . . . .	8 – vs. Boston, 1992-93
Andrew Cassels . . . . .	8 – vs. Buffalo, 1993-94
Rod Brind'Amour . . . . .	8 – vs. Atlanta, 2005-06
<b>Eric Staal</b> . . . . .	8 – vs. Pittsburgh, 2005-06
Cory Stillman . . . . .	8 – vs. Washington, 2005-06

<b>Eric Staal</b> . . . . .	12 – vs. Pittsburgh, 2005-06
Rod Brind'Amour . . . . .	12 – vs. Atlanta, 2006-07
Rod Brind'Amour . . . . .	12 – vs. Florida, 2006-07
Erik Cole . . . . .	12 – vs. Washington, 2006-07

## CAREER

Ron Francis . . . . .	57
<b>Eric Staal</b> . . . . .	43
Jeff O'Neill . . . . .	38
Kevin Dineen . . . . .	37
Erik Cole . . . . .	34
Rod Brind'Amour . . . . .	29
Blaine Stoughton . . . . .	29
Sami Kapanen . . . . .	28
Geoff Sanderson . . . . .	26
Pat Verbeek . . . . .	22
Sylvain Turgeon . . . . .	19
Ray Whitney . . . . .	19
Robert Kron . . . . .	18
Ray Ferraro . . . . .	17
Jussi Jokinen . . . . .	14
<b>Jeff Skinner</b> . . . . .	13

# OVERTIME RESULTS

## TEAM OVERTIME RESULTS

### REGULAR-SEASON OVERTIME RESULTS

YEAR	OVERALL	HOME	ROAD	YEAR	OVERALL	HOME	ROAD
1983-84	2-3-10 (.457)	1-0-5 (.583)	1-3-5 (.389)	1999-00	4-0-10 (.643)	3-0-5 (.688)	1-0-5 (.583)
1984-85	4-4-9 (.500)	2-3-5 (.450)	2-1-4 (.571)	2000-01	6-3-9 (.583)	2-0-3 (.700)	4-3-6 (.538)
1985-86	1-2-4 (.400)	0-1-2 (.333)	1-1-2 (.500)	2001-02	6-5-16 (.519)	4-2-11 (.559)	2-3-5 (.450)
1986-87	2-0-7 (.611)	0-0-5 (.500)	2-0-2 (.750)	2002-03	2-6-11 (.395)	0-3-9 (.375)	2-3-2 (.429)
1987-88	3-2-7 (.542)	3-0-5 (.688)	0-2-2 (.250)	2003-04	5-6-14 (.480)	3-2-8 (.538)	2-4-6 (.417)
1988-89	1-4-5 (.350)	0-3-2 (.200)	1-1-3 (.500)	2005-06	12-8 (.600)	7-2 (.777)	5-6 (.455)
1989-90	0-0-9 (.500)	0-0-5 (.500)	0-0-4 (.500)	2006-07	6-8 (.429)	3-4 (.429)	3-4 (.429)
1990-91	2-5-11 (.416)	0-1-6 (.428)	2-4-5 (.450)	2007-08	7-6 (.538)	4-4 (.500)	3-2 (.600)
1991-92	2-3-13 (.472)	0-1-10 (.455)	2-2-3 (.500)	2008-09	10-7 (.588)	4-1 (.800)	6-6 (.500)
1992-93	3-9-6 (.333)	2-4-5 (.409)	1-5-1 (.214)	2009-10	9-10 (.474)	7-3 (.700)	2-7 (.222)
1993-94	4-1-9 (.607)	3-1-6 (.600)	1-0-3 (.625)	2010-11	11-11 (.500)	7-5 (.583)	4-6 (.400)
1994-95	4-0-5 (.722)	3-0-3 (.750)	1-0-2 (.667)	2011-12	4-16 (.200)	3-7 (.300)	1-9 (.100)
1995-96	2-3-9 (.464)	1-1-4 (.500)	1-2-5 (.38)	2012-13	2-4 (.333)	1-1 (.500)	1-3 (.250)
1996-97	3-4-11 (.472)	2-1-2 (.600)	1-3-9 (.423)	2013-14	6-11 (.353)	3-6 (.333)	3-5 (.375)
1997-98	2-2-8 (.500)	0-1-7 (.438)	2-1-1 (.625)				
1998-99	1-5-18 (.417)	1-2-9 (.458)	0-3-9 (.375)	<b>TOTALS</b>	<b>126-148-201</b>	<b>69-59-117</b>	<b>57-89-84</b>

### REGULAR-SEASON OVERTIME GOALS

GOAL SCORER	DATE	TIME	RESULT	OPP. GOALIE	GOAL SCORER	DATE	TIME	RESULT	OPP. GOALIE
1. Blaine Stoughton	11/26/83	4:52	4-3 win vs. NYR	Steve Weeks	51. Erik Cole	12/21/01	1:28	5-4 win vs. ATL	Milan Hnilecka (2)
2. Tony Currie	3/24/84	0:46	3-2 win at QUE	Dan Bouchard	52. Sean Hill	3/5/02	1:36	2-1 win at CHI	Steve Passmore
3. Risto Siltanen	10/13/84	2:25	3-2 win vs. BOS	Pete Peeters	53. Aaron Ward	12/20/02	3:52	3-2 win at ATL	Byron Dafeo
4. Greg Malone	12/8/84	4:27	4-3 win at NYI	Kelly Hrudey	54. Craig Adams	3/12/03	3:41	3-2 win at BUF	Martin Biron
5. Pat Boutette	12/15/84	3:23	4-3 win vs. MTL	Doug Soetaert	55. <b>Eric Staal</b>	11/8/03	2:44	3-2 win vs. LA	Roman Cechmanek
6. Mike Crombeen	2/21/85	3:45	4-3 win at NYR	Glen Hanlon	56. Jeff O'Neill (6)	12/18/03	2:14	2-1 win vs. PIT	Sebastien Caron
7. Kevin Dineen	10/17/85	1:49	4-3 win at NJ	Glenn Resch	57. Sean Hill (2)	12/27/03	0:39	2-1 win vs. MTL	Jose Theodore (3)
8. Kevin Dineen (2)	12/21/86	2:57	4-3 win at NYR	J. Vanbiesbrouck	58. Kevyn Adams	3/5/04	4:59	3-2 win at ATL	Pasi Nurminen
9. Ron Francis	1/19/87	4:57	5-4 win at MTL	Brian Hayward	59. Bret Hedican	3/20/04	4:00	3-2 win at OTT	Patrick Lalime (2)
10. Sylvain Turgeon	10/17/87	3:59	4-3 win vs. NJ	Alain Chevrier	60. Matt Cullen	10/26/05	3:24	4-3 win vs. BOS	Andrew Raycroft
11. Kevin Dineen	1/2/88	0:55	5-4 win vs. PIT	Gilles Meloche	61. Frantisek Kaberle	11/29/05	0:32	4-3 win at ATL	Michael Garnett
12. Ray Ferraro	1/24/88	2:21	2-1 win vs. DET	Sam St. Laurent	62. Frantisek Kaberle (2)	1/13/06	2:31	5-4 win vs. NSH	Tomas Vokoun
13. Brian Lawton	1/4/89	3:19	5-4 win at BUF	Daren Puppa	63. Ray Whitney	4/3/06	3:35	6-5 win vs. WSH	Olaf Kolzig (2)
14. Randy Cunneynworth	11/10/90	0:49	3-2 win at MIN	Jon Casey	64. Anton Babchuk	10/25/06	1:11	5-4 win at ATL	Kari Lehtonen
15. Scott Young	12/7/90	0:53	4-3 win at BUF	Clint Malarchuk	65. Erik Cole (2)	12/23/06	1:59	3-2 win at FLA	Ed Belfour
16. Adam Burt	2/29/92	4:58	5-4 win at MIN	Jon Casey (2)	66. Justin Williams	1/16/07	1:47	3-2 win at FLA	Ed Belfour (2)
17. Andrew Cassels	4/15/92	1:38	4-3 win at PHI	Dominik Roussel	67. Glen Wesley	2/22/07	0:16	3-2 win vs. PHI	Antero Niittymaki
18. Murray Craven	11/28/92	2:53	4-3 win vs. BOS	Rejean Lemelin	68. Ray Whitney (2)	4/1/07	1:30	4-3 win at FLA	Ed Belfour (3)
19. Murray Craven (2)	3/16/93	1:03	4-3 win at TB	Wendell Young	69. Rod Brind'Amour (2)	4/7/07	4:36	5-4 win vs. FLA	Craig Anderson
20. Mark Janssens	4/14/93	1:08	5-4 win vs. NYI	Mark Fitzpatrick	70. Scott Walker	12/18/07	4:27	3-2 win vs. TOR	Vesa Toskala
21. Brian Propp	11/10/93	0:20	4-3 win vs. OTT	Darrin Madeley	71. Cory Stillman	1/21/08	0:52	3-2 win at NYI	Rick Dipietro
22. Robert Kron	11/23/93	3:55	2-1 win at FLA	J. Vanbiesbrouck (2)	72. Rod Brind'Amour (3)	1/31/08	3:20	3-2 win vs. TOR	Vesa Toskala (2)
23. Geoff Sanderson	12/26/93	4:10	3-2 win vs. OTT	Craig Billington	73. Sergei Samsonov	2/26/08	1:36	2-1 win vs. NJ	Martin Brodeur
24. Andrew Cassels (2)	3/30/94	3:15	3-2 win vs. CHI	Jeff Hackett	74. Scott Walker (2)	3/8/08	2:50	4-3 win vs. BUF	Ryan Miller
25. Darren Turcotte	2/22/95	2:59	3-2 win vs. BOS	Blaine Lacher	75. <b>Eric Staal (2)</b>	10/11/08	4:36	4-3 win at TB	Mike Smith
26. Robert Kron (2)	3/4/95	1:11	3-2 win vs. TB	Darren Puppa (2)	76. Niclas Wallin	11/4/08	1:52	5-4 win at TOR	Vesa Toskala (3)
27. Geoff Sanderson (2)	3/26/95	2:16	4-3 win at WSH	Jim Carey	77. Sergei Samsonov (2)	11/28/08	3:53	3-2 win at PHI	Martin Biron (2)
28. Darren Turcotte (2)	4/14/95	1:04	4-3 win vs. MTL	Patrick Roy	78. Joe Corvo	12/18/08	4:16	2-1 win vs. FLA	Tomas Vokoun (2)
29. Adam Burt (2)	2/9/96	3:24	3-2 win at COL	Patrick Roy (2)	79. Tuomo Ruutu	12/21/08	1:43	3-2 win at MTL	Carey Price
30. Geoff Sanderson (3)	2/17/96	1:49	2-1 win vs. BUF	Dominik Hasek	80. Ray Whitney (3)	3/23/09	1:37	3-2 win at FLA	Tomas Vokoun (3)
31. Curtis Leschyshyn	11/9/96	4:55	4-3 win vs. BUF	Dominik Hasek (2)	81. Anton Babchuk	4/4/09	1:11	3-2 win vs. PIT	Marc-Andre Fleury
32. Robert Kron (3)	12/21/96	2:11	6-5 win vs. TB	Rick Tabaracci	82. Ray Whitney (4)	1/2/10	3:45	2-1 win at NYR	Henrik Lundqvist
33. Robert Kron (4)	1/22/97	4:46	2-1 win vs. FLA	Mark Fitzpatrick (2)	83. Sergei Samsonov (3)	2/11/10	1:47	4-3 win vs. BUF	Ryan Miller (2)
34. Bates Battaglia	1/10/98	1:59	2-1 win at NYI	Wade Flaherty	84. Brian Pothier	3/11/10	0:23	4-3 win vs. PIT	Brent Johnson
35. Jeff O'Neill	3/6/98	2:34	5-4 win at PHX	Nikolai Khabibulin	85. Ray Whitney (5)	3/18/10	4:02	4-3 win vs. WSH	Semyon Varlamov
36. Gary Roberts	1/28/99	3:18	3-2 win vs. NYR	Mike Richter	86. Jamie McBain	3/20/10	4:59	3-2 win at PIT	Marc-Andre Fleury (2)
37. Nolan Pratt	12/26/99	0:27	4-3 win vs. FLA	M. Shtalenkov	87. Anton Babchuk (2)	10/23/10	2:52	4-3 win at PHX	Ilya Bryzgalov
38. Marek Malik	1/24/99	0:55	3-2 win vs. MTL	Jose Theodore	88. Brandon Sutter	12/3/10	1:16	2-1 win vs. COL	Craig Anderson (2)
39. Jeff O'Neill (2)	1/28/00	0:16	4-3 win vs. NJ	Chris Terreri	89. Erik Cole (3)	1/9/11	2:09	4-3 win vs. ATL	Ondrej Pavelec
40. Jeff O'Neill (3)	2/26/00	2:28	2-1 win at FLA	Mike Vernon	90. Erik Cole (4)	2/5/11	2:48	4-3 win vs. ATL	Ondrej Pavelec (2)
41. Sandis Ozolinsh	10/31/00	2:35	6-5 win vs. TB	Kevin Weekes	91. Jamie McBain (2)	3/3/11	0:26	3-2 win vs. BUF	Ryan Miller (3)
42. Bates Battaglia (2)	11/29/00	1:41	2-1 win at FLA	Trevor Kidd	92. Joni Pitkanen	3/18/11	3:58	3-2 win vs. NYI	Al Montoya
43. Ron Francis (2)	1/16/01	0:33	3-2 win at MTL	Jose Theodore (2)	93. Tuomo Ruutu (2)	12/23/11	1:36	2-1 win vs. OTT	Craig Anderson (3)
44. Jeff O'Neill (4)	2/7/01	0:25	2-1 win at PHX	Sean Burke	94. <b>Eric Staal (3)</b>	12/29/11	3:09	4-3 win vs. TOR	James Reimer
45. Rod Brind'Amour	3/30/01	3:07	4-3 win vs. WSH	Olaf Kolzig	95. <b>Justin Faulk</b>	3/6/12	3:38	4-3 win at WSH	Michal Neuvirth
46. Shane Willis	4/1/01	1:18	3-2 win at OTT	Patrick Lalime	96. <b>Jay Harrison</b>	2/7/13	2:19	3-2 win at OTT	Craig Anderson
47. Jeff O'Neill (5)	10/20/01	1:33	2-1 win vs. ATL	Milan Hnilecka	97. Manny Malhotra	11/5/13	2:40	2-1 win vs. PHI	Steve Mason
48. Sami Kapanen	10/28/01	1:33	3-2 win vs. LA	Felix Potvin	98. <b>Alexander Semin</b>	12/31/13	3:27	5-4 win vs. MTL	Carey Price (2)
49. Josef Vascic	11/4/01	0:52	1-0 win vs. PHX	Sean Burke (2)	99. <b>Jeff Skinner</b>	1/2/14	1:20	4-3 win at WSH	Philipp Grubauer
50. Ron Francis (3)	12/10/01	2:36	4-3 win at NYR	Mike Richter (2)	99. <b>Jay Harrison (2)</b>	3/4/14	4:18	3-2 win at SJ	Alex Stalock

## OPPONENTS' REGULAR-SEASON OVERTIME GOALS

GOAL SCORER	DATE	TIME	RESULT	CAR. GOALIE	GOAL SCORER	DATE	TIME	RESULT	CAR. GOALIE
1. Patrik Sundstrom	10/23/83	4:52	5-4 loss at VAN	Greg Millen	57. John LeClair	11/5/02	1:56	2-1 loss vs. PHI	Kevin Weekes (2)
2. Jan Ludvig	2/16/84	4:54	6-5 loss at NJ	Ed Staniowski	58. Cory Sarich	11/17/02	3:45	2-1 loss vs. TB	Kevin Weekes (3)
3. Mike Foligno	3/11/84	1:53	4-3 loss at BUF	Greg Millen (2)	59. Milan Hejduk	1/12/03	2:04	3-2 loss vs. COL	Kevin Weekes (4)
4. Petri Skriko	2/1/85	1:11	4-3 loss at VAN	Steve Weeks	60. Stephen Weiss	1/25/03	3:40	3-2 loss at FLA	Arturs Irbe (9)
5. Dan Daoust	2/17/85	1:30	5-4 loss vs. TOR	Steve Weeks (2)	61. Sergei Zubov	2/11/03	4:59	2-1 loss at DAL	Kevin Weekes (5)
6. Marcel Dionne	2/23/85	2:46	2-1 loss vs. LA	Mike Liut	62. Scott Hartnell	12/3/03	3:30	2-1 loss vs. NSH	Kevin Weekes (6)
7. Jean-Marc Lanthier	3/3/85	2:47	7-6 loss vs. VAN	Mike Liut (2)	63. Markus Naslund	12/14/03	4:13	2-1 loss at VAN	Jamie Storr
8. Ray Bourque	1/29/86	2:26	5-4 loss vs. BOS	Steve Weeks (3)	64. Darcy Tucker	2/19/04	2:18	2-1 loss vs. TOR	Kevin Weekes (7)
9. Claude Loiselle	2/6/86	2:22	5-4 loss at DET	Mike Liut (3)	65. Mike Ribeiro	2/28/04	3:38	1-0 loss vs. MTL	Kevin Weekes (8)
10. Gary Roberts	12/22/87	4:10	6-5 loss at CGY	Steve Weeks (4)	66. Dany Heatley	3/15/04	1:43	1-0 loss at ATL	Kevin Weekes (9)
11. Dave Brown	2/15/88	3:55	5-4 loss at PHI	Mike Liut (4)	67. Aleksey Morozov	3/19/04	1:17	4-3 loss at PIT	Kevin Weekes (10)
12. Petri Skriko (2)	11/5/88	0:34	3-2 loss vs. VAN	Mike Liut (5)	68. Ken Klee	10/20/05	4:44	5-4 loss at TOR	<b>Cam Ward</b>
13. Rob Brown	12/26/88	1:39	4-3 loss vs. PIT	Mike Liut (6)	69. Dan Boyle	12/26/05	4:26	5-4 loss at TB	Martin Gerber
14. Marc Fortier	1/28/89	0:32	3-2 loss vs. QUE	Peter Sidorkiewicz	70. Sami Kapanen	12/29/05	1:27	4-3 loss vs. PHI	<b>Cam Ward (2)</b>
15. Brent Ashton	2/19/89	3:23	7-6 loss at WPG	Peter Sidorkiewicz (2)	71. Joel Kwiatkowski	3/11/06	1:14	4-3 loss at FLA	Martin Gerber (2)
16. Dave Andreychuk	12/18/90	1:07	4-3 loss vs. BUF	Daryl Reaugh	72. Brian Gionta	4/11/06	0:28	4-3 loss vs. NJ	Martin Gerber (3)
17. Brian Benning	1/8/91	3:37	4-3 loss at LA	Daryl Reaugh (2)	73. Martin St. Louis	4/15/06	4:49	3-2 loss at TB	Martin Gerber (4)
18. Rod Brind'Amour	1/31/91	0:55	4-3 loss at STL	Daryl Reaugh (3)	74. Tom Poti	10/21/06	0:23	4-3 loss at NYI	John Grahame
19. Brent Gilchrist	3/25/91	3:03	3-2 loss at MTL	Peter Sidorkiewicz (3)	75. Daniel Sedin	12/8/06	3:02	4-3 loss at VAN	<b>Cam Ward (3)</b>
20. Greg Brown	3/27/91	2:47	4-3 loss at NJ	Peter Sidorkiewicz (4)	76. Zdeno Chara	2/3/07	1:49	4-3 loss vs. BOS	<b>Cam Ward (4)</b>
21. Ray Bourque	11/16/91	1:39	5-4 loss vs. BOS	Peter Sidorkiewicz (5)	77. Saku Koivu	10/3/07	1:05	3-2 loss vs. MTL	<b>Cam Ward (5)</b>
22. Stephan Lebeau	12/21/91	4:09	3-2 loss at MTL	Kay Whitmore	78. Simon Gagne	10/20/07	0:48	3-2 loss at PHI	John Grahame (2)
23. Vladimir Ruzicka	1/16/92	0:26	4-3 loss at BOS	Peter Sidorkiewicz (6)	79. Marian Hossa	1/2/08	4:28	5-4 loss vs. ATL	<b>Cam Ward (6)</b>
24. Joe Juneau	10/8/92	2:16	3-2 loss at BOS	Sean Burke	80. Michal Handzus	10/17/08	3:21	4-3 loss at LA	<b>Cam Ward (7)</b>
25. Randy McKay	10/28/92	0:48	4-3 loss vs. NJ	Frank Pietrangelo	81. Jeff Carter	12/6/09	3:34	2-1 loss vs. PHI	Michael Leighton
26. Ted Donato	11/27/92	4:36	5-4 loss at BOS	Frank Pietrangelo (2)	82. Cal Clutterbuck	10/24/09	1:55	3-2 loss at MIN	<b>Cam Ward (8)</b>
27. Gregori Pantalev	1/2/93	2:36	3-2 loss at BOS	Frank Pietrangelo (3)	83. Kyle Okposo	11/13/09	4:45	4-3 loss vs. NYI	Manny Legace
28. Ric Nattress	1/24/93	2:36	5-4 loss at PHI	Frank Pietrangelo (4)	84. Mike Green	12/11/09	1:16	4-3 loss at WSH	<b>Cam Ward (9)</b>
29. Gary Roberts (2)	2/13/93	3:29	4-3 loss at CGY	Sean Burke (2)	85. Tomas Fleischmann	3/10/10	3:20	4-3 loss at WSH	Manny Legace (2)
30. Pierre Turgeon	2/28/93	2:39	7-6 loss vs. NYI	Sean Burke (3)	86. Martin St. Louis (2)	3/23/10	0:29	3-2 loss at TB	Manny Legace (3)
31. Vincent Damphousse	3/24/93	2:01	6-5 loss vs. MTL	Mario Gosselin	87. Bryan Allen	1/3/11	1:16	4-3 loss vs. FLA	<b>Cam Ward (10)</b>
32. Dmitri Yuskov	4/16/93	1:25	5-4 loss vs. PHI	Mike Lenarduzzi	88. Mats Zuccarello	1/5/11	3:09	2-1 loss at NYR	<b>Cam Ward (11)</b>
33. Jaromir Jagr	12/4/93	2:04	7-6 loss vs. PIT	Jeff Reese	89. Mattias Tedenby	2/8/11	2:42	3-2 loss at NJ	<b>Cam Ward (12)</b>
34. Turner Stevenson	11/20/95	3:12	4-3 loss at MTL	Sean Burke (4)	90. Marc-Andre Bergeron	2/12/11	1:32	4-3 loss at TB	<b>Cam Ward (13)</b>
35. Sandy McCarthy	1/10/96	2:06	3-2 loss at CGY	Sean Burke (5)	91. Tim Stapleton	3/9/11	1:38	3-2 loss vs. ATL	<b>Cam Ward (14)</b>
36. Don Sweeney	3/27/96	3:01	6-5 loss vs. BOS	Sean Burke (6)	92. Marc-Andre Gagnani	4/3/11	2:56	2-1 loss vs. BUF	<b>Cam Ward (15)</b>
37. Steve Konowalchuk	1/1/97	3:01	3-2 loss at WSH	Jason Muzzatti	93. Mike Green (2)	10/8/11	2:24	4-3 loss at WSH	Brian Boucher
38. Ted Donato	1/2/97	2:21	5-4 loss vs. BOS	Jason Muzzatti (2)	94. Matt D'Agostini	10/21/11	2:24	3-2 loss at STL	<b>Cam Ward (16)</b>
39. Mats Lindgren	1/12/97	2:27	2-1 loss at EDM	Sean Burke (7)	95. Tim Connolly	12/13/11	0:44	2-1 loss at TOR	<b>Cam Ward (17)</b>
40. Brian Savage	2/8/97	1:01	3-2 loss at MTL	Sean Burke (8)	96. Kris Versteeg	12/18/11	3:08	3-2 loss at FLA	<b>Cam Ward (18)</b>
41. Jason Dawe	10/31/97	3:21	3-2 loss vs. BUF	Sean Burke (9)	97. John Tavares	1/21/12	3:58	2-1 loss at NYI	<b>Cam Ward (19)</b>
42. Matthew Barnaby	12/12/97	4:45	3-2 loss at BUF	Sean Burke (10)	98. Corey Perry	2/8/12	2:14	3-2 loss at ANA	<b>Cam Ward (20)</b>
43. Steve Rucchin	11/11/98	1:04	5-4 loss at ANA	Trevor Kidd	99. Ryan O'Reilly	2/10/12	4:58	4-3 loss at COL	<b>Cam Ward (21)</b>
44. Jay Pandolfo	11/19/98	3:37	3-2 loss at NJ	Arturs Irbe	100. Steven Stamkos	3/3/12	2:41	4-3 loss vs. TB	<b>Cam Ward (22)</b>
45. Kelly Miller	1/16/99	0:09	3-2 loss vs. WSH	Arturs Irbe (2)	101. Jason Pominville	3/7/12	0:56	3-2 loss at BUF	<b>Cam Ward (23)</b>
46. Kip Miller	3/10/99	2:49	3-2 loss vs. PIT	Arturs Irbe (3)	102. Andrew Ladd	3/30/12	0:16	4-3 loss vs. WPG	<b>Cam Ward (24)</b>
47. Mike Modano	3/21/99	0:44	3-2 loss at DAL	Arturs Irbe (4)	103. Danny Briere	2/9/13	1:47	4-3 loss at PHI	<b>Cam Ward (25)</b>
48. Patrik Elias	11/18/00	4:20	3-2 loss at NJ	Arturs Irbe (5)	104. Dustin Byfuglien	4/18/13	1:23	4-3 loss at WPG	Justin Peters
49. Dan McGillis	12/23/00	3:50	2-1 loss at PHI	Arturs Irbe (6)	105. Ryan Callahan	4/25/13	2:55	4-3 loss vs. NYR	Dan Ellis
50. Sergei Fedorov	2/14/01	2:51	4-3 loss at DET	Arturs Irbe (7)	106. Stephen Weiss (2)	10/4/13	3:13	3-2 loss vs. DET	<b>Cam Ward (26)</b>
51. Radek Martinek	10/17/01	3:43	2-1 loss at NYI	Tom Barrasso	107. David Krejci	11/23/13	1:28	3-2 loss at BOS	<b>Cam Ward (27)</b>
52. Mariusz Czerkawski	10/26/01	3:01	3-2 loss vs. NYI	Tom Barrasso (2)	108. Jordan Eberle	12/10/13	1:48	5-4 loss at EDM	<b>Cam Ward (28)</b>
53. Jeff Halpern	12/2/01	3:24	4-3 loss vs. WSH	Tom Barrasso (3)	109. Chris Butler	12/12/13	4:56	2-1 loss at CGY	Justin Peters (2)
54. Stu Barnes	12/14/01	0:50	3-2 loss at BUF	Tom Barrasso (4)	110. Radko Gudas	12/21/13	2:16	3-2 loss at TB	Justin Peters (3)
55. Mark Recchi	12/22/01	0:27	4-3 loss at PHI	Arturs Irbe (8)	111. James Neal	12/27/13	1:03	4-3 loss vs. PIT	Justin Peters (4)
56. Tom Koivisto	10/15/02	3:49	2-1 loss at STL	Kevin Weekes	112. Ryan Johansen	3/29/14	2:40	3-2 loss vs. CBJ	<b>Anton Khudobin</b>

## PLAYOFF OVERTIME GOALS

GOAL SCORER	DATE	TIME	RESULT	OPP. GOALIE	GOAL SCORER	DATE	TIME	RESULT	OPP. GOALIE
1. Sylvain Turgeon	4/9/86	2:36	3-2 win at QUE	Clint Malarchuk	12. Jeff O'Neill	5/21/02	6:01	2-1 win at TOR	Curtis Joseph (2)
2. Kevin Dineen	4/23/86	1:06	2-1 win vs. MTL	Patrick Roy	13. Martin Gelin	5/28/02	8:05	2-1 win at TOR	Curtis Joseph (3)
3. Paul MacDermid	4/8/87	2:20	3-2 win vs. QUE	Mario Gosselin	14. Ron Francis	6/4/02	0:58	3-2 win at DET	Dominik Hasek
4. Kevin Dineen (2)	4/15/90	12:30	3-2 win vs. BOS	Andy Moog	15. <b>Eric Staal</b>	4/26/06	3:38	2-1 win at MTL	Cristobal Huet
5. Yvon Corrivé	4/29/92	0:24	2-1 win vs. MTL	Patrick Roy (2)	16. Cory Stillman	5/2/06	1:19	2-1 win at MTL	Cristobal Huet (2)
6. Ray Sheppard	4/24/99	17:05	3-2 win vs. BOS	Byron Dafoe	17. Niclas Wallin (3)	5/8/06	3:09	3-2 win vs. NJ	Martin Brodeur (4)
7. Rod Brind'Amour	4/18/01	0:46	3-2 win vs. NJ	Martin Brodeur	18. Cory Stillman (2)	5/28/06	8:46	4-3 win vs. BUF	Ryan Miller
8. Bates Battaglia	4/19/02	15:26	2-1 win vs. NJ	Martin Brodeur (2)	19. <b>Tim Gleason</b>	4/17/09	2:40	2-1 win at NJ	Martin Brodeur (5)
9. Josef Vasicek	4/24/02	8:16	3-2 win vs. NJ	Martin Brodeur (3)	20. Jussi Jokinen	5/6/09	2:48	3-2 win vs. BOS	Tim Thomas
10. Niclas Wallin	5/9/02	3:14	4-3 win at MTL	Jose Theodore	21. Scott Walker	5/14/09	18:46	3-2 win at BOS	Tim Thomas (2)
11. Niclas Wallin (2)	5/19/02	13:42	2-1 win vs. TOR	Curtis Joseph					

## OPPONENTS' PLAYOFF OVERTIME GOALS

GOAL SCORER	DATE	TIME	RESULT	CAR. GOALIE	GOAL SCORER	DATE	TIME	RESULT	CAR. GOALIE
1. Yvon Lambert	4/11/80	0:29	4-3 loss vs. MTL	Al Smith	8. Donald Audette	5/7/02	2:26	2-1 loss at MTL	Kevin Weekes
2. Claude Lemieux	4/29/86	5:55	2-1 loss at MTL	Mike Liut	9. Igor Larionov	6/8/02	54:47	3-2 loss vs. DET	Arturs Irbe (2)
3. Peter Stastny	4/16/87	6:05	5-4 loss at QUE	Mike Liut (2)	10. Michael Ryder	4/24/06	22:32	6-5 loss vs. MTL	<b>Cam Ward</b>
4. Stephane Richer	4/8/89	5:01	5-4 loss vs. MTL	Peter Sidorkiewicz	11. Daniel Briere	5/30/06	4:22	2-1 loss at BUF	<b>Cam Ward (2)</b>
5. Russ Courtnall	4/9/89	15:12	4-3 loss vs. MTL	Kay Whitmore	12. Fernando Pisani	6/14/06	3:31	4-3 loss vs. EDM	<b>Cam Ward (3)</b>
6. Russ Courtnall (2)	5/1/92	25:26	3-2 loss at MTL	Frank Pietrangelo	13. Travis Zajac	4/19/09	4:58	3-2 loss vs. NJ	<b>Cam Ward (4)</b>
7. Anson Carter	4/30/99	34:45	4-3 loss vs. BOS	Arturs Irbe					





# PLAYOFF HISTORY

History of Franchise Playoff Appearances with Results and Statistics

# PLAYOFF STATS

## 1980 PLAYOFF STATISTICS

PLAYER	GP	G	A	PTS	PIM	PPG	SHG
HOWE, Mark	3	1	2	3	0	0	0
ROGERS, Mike	3	0	3	3	0	0	0
ROWE, Tom	3	2	0	2	0	0	0
HOWE, Gordie	3	1	1	2	2	0	0
ROBERTS, Gordie	3	1	1	2	2	0	0
HOWE, Marty	3	1	1	2	0	0	0
BOUTETTE, Pat	3	1	0	1	6	0	1
NEUFELD, Ray	2	1	0	1	0	0	0
KEON, Dave	3	0	1	1	0	0	0
ALLISON, Ray	2	0	1	1	0	0	0
JOHNSTON, Bernie	3	0	1	1	0	0	0
ALLEY, Steve	3	0	1	1	0	0	0
STOUGHTON, Blaine	1	0	0	0	0	0	0
SIMS, Al	3	0	0	0	2	0	0
DEBOL, Dave	3	0	0	0	0	0	0
FOTIU, Nick	3	0	0	0	6	0	0
HULL, Bobby	3	0	0	0	0	0	0
GIROUX, Larry	3	0	0	0	2	0	0
HODGSON, Rick	1	0	0	0	0	0	0
TOTALS	3	8	12	20	22	0	1
OPPONENTS	3	18	25	43	26	1	0

GOALTENDER	GPI	MINS	GA	GAA	W-L	SO	SA
SMITH, Al	2	120	10	5.00	0-2	0	65
GARRETT, John	1	60	8	8.00	0-1	0	40

*Power Play Totals:* Whalers 0-8 (0.0%); Montreal 1-10 (10.0%). *Penalty Killing:* Whalers 9-10 (90.0%); Montreal 8-8 (100%).

*Shots by Period:* Whalers 18-32-26-0 = 76; Montreal 37-40-27-1 = 105.

## 1986 PLAYOFF STATISTICS

PLAYER	GP	G	A	PTS	PIM	PPG	SHG
DINEEN, Kevin	10	6	7	13	18	1	0
ANDERSON, John	10	5	8	13	0	3	0
FERRARO, Ray	10	3	6	9	4	3	0
GAVIN, Stewart	10	4	1	5	13	0	0
TURGEON, Sylvain	9	2	3	5	4	0	0
EVASON, Dean	10	1	4	5	10	0	0
TIPPETT, Dave	10	2	2	4	4	0	1
BABYCH, Dave	8	1	3	4	14	0	0
McEWEN, Mike	8	0	4	4	6	0	0
MACDERMID, Paul	10	2	1	3	20	0	0
FRANCIS, Ron	10	1	2	3	4	0	0
SAMUELSSON, Ulf	10	1	2	3	38	0	0
JARVIS, Doug	10	0	3	3	4	0	0
QUENNEVILLE, Joel	10	0	2	2	12	0	0
ROBERTSON, Torrie	10	1	0	1	67	0	0
BABYCH, Wayne	10	0	1	1	2	0	0
KLEINENDORST, Scot	10	0	1	1	18	0	0
LAWLESS, Paul	1	0	0	0	0	0	0
WEEKS, Steve	3	0	0	0	0	0	0
MURZYN, Dana	4	0	0	0	10	0	0
LIUT, Mike	8	0	0	0	0	0	0
BOTHWELL, Tim	10	0	0	0	8	0	0
TOTALS	10	29	50	79	256	7	1
OPPONENTS	10	23	34	57	267	10	3

GOALTENDER	GPI	MINS	GA	GAA	W-L	SO	SA
LIUT, Mike	8	441	14	1.90	5-2	1	226
WEEKS, Steve	3	169	8	2.84	1-2	0	64

*Power Play Totals:* Whalers 7-38 (18.4%); Opponents 10-39 (25.6%). *Penalty Killing:* Whalers 29-39 (74.4%); Opponents 31-38 (81.6%).

*Shots by Period:* Whalers 75-100-82-4 = 261; Opponents 123-75-88-4 = 290.

## 1987 PLAYOFF STATISTICS

PLAYER	GP	G	A	PTS	PIM	PPG	SHG
GAVIN, Stewart	6	2	4	6	10	0	0
EVASON, Dean	5	3	2	5	35	0	0
FRANCIS, Ron	6	2	2	4	6	1	0
KLEINENDORST, Scot	4	1	3	4	20	0	0
DINEEN, Kevin	6	2	1	3	31	1	0
MACDERMID, Paul	6	2	1	3	34	0	0
MURZYN, Dana	6	2	1	3	29	1	0
ANDERSON, John	6	1	2	3	0	1	0
TURGEON, Sylvain	6	1	2	3	6	0	0
McEWEN, Mike	1	1	1	2	0	1	0
BABYCH, Dave	6	1	1	2	14	1	0
FERRARO, Ray	6	1	1	2	8	0	0
COTE, Sylvain	2	0	2	2	0	0	0
LAWLESS, Paul	2	0	2	2	2	0	0
LADOUCEUR, Randy	6	0	2	2	12	0	0
TIPPETT, Dave	6	0	2	2	4	0	0
SAMUELSSON, Ulf	5	0	1	1	41	0	0
WEEKS, Steve	1	0	0	0	0	0	0
CHURLA, Shane	2	0	0	0	42	0	0
HUGHES, Pat	3	0	0	0	0	0	0
SEMENKO, Dave	4	0	0	0	15	0	0
JARVIS, Doug	6	0	0	0	4	0	0
LIUT, Mike	6	0	0	0	2	0	0
QUENNEVILLE, Joel	6	0	0	0	0	0	0
TOTALS	6	19	30	49	315	6	0
OPPONENTS	6	27	49	76	294	12	1

GOALTENDER	GPI	MINS	GA	GAA	W-L	SO	SA
WEEKS, Steve	1	36	1	1.67	0-0	0	22
LIUT, Mike	6	332	25	4.52	2-4	0	159

*Power Play Totals:* Whalers 6-35 (17.1%); Quebec 12-39 (30.8%). *Penalty Killing:* Whalers 27-39 (69.2%); Quebec 29-35 (82.9%).

*Shots by Period:* Whalers 67-67-69-4 = 207; Quebec 54-71-50-6 = 181.

## 1988 PLAYOFF STATISTICS

PLAYER	GP	G	A	PTS	PIM	PPG	SHG
DINEEN, Kevin	6	4	4	8	8	1	0
FRANCIS, Ron	6	2	5	7	2	1	0
WILSON, Carey	6	2	4	6	2	1	0
BABYCH, Dave	6	3	2	5	2	0	0
MACDERMID, Paul	6	0	5	5	14	0	0
GAVIN, Stewart	6	2	2	4	4	0	0
CARSON, Lindsay	5	1	2	3	0	0	0
KLEINENDORST, Scot	3	1	1	2	0	1	0
COTE, Sylvain	6	1	1	2	4	1	0
EVASON, Dean	6	1	1	2	2	0	0
FERRARO, Ray	6	1	1	2	6	1	0
LADOUCEUR, Randy	6	1	1	2	4	0	0
McEWEN, Mike	2	0	2	2	2	0	0
QUENNEVILLE, Joel	6	0	2	2	2	0	0
YOUNG, Scott	4	1	0	1	0	0	0
ROBERTSON, Torrie	6	0	1	1	6	0	0
SHEEHY, Neil	1	0	0	0	7	0	0
LIUT, Mike	3	0	0	0	0	0	0
BRODEUR, Richard	4	0	0	0	0	0	0
PETERSON, Brent	4	0	0	0	2	0	0
SAMUELSSON, Ulf	5	0	0	0	8	0	0
TIPPETT, Dave	6	0	0	0	2	0	0
TURGEON, Sylvain	6	0	0	0	4	0	0
TOTALS	6	20	34	54	81	6	0
OPPONENTS	6	23	40	63	80	6	0

GOALTENDER	GPI	MINS	GA	GAA	W-L	SA
BRODEUR, Richard	4	200	12	3.60	1-3	87
LIUT, Mike	3	160	11	4.13	1-1	82

*Power Play Totals:* Whalers 6-26 (23.1%); Montreal 6-25 (24.0%). *Penalty Killing:* Whalers 19-25 (76.0%); Montreal 21-26 (80.8%).

*Shots by Period:* Whalers 60-61-59 = 180; Montreal 47-65-57 = 169.



# PLAYOFF STATS

## 1989 PLAYOFF STATISTICS

PLAYER	GP	G	A	PTS	PIM	PPG	SHG
BABYCH, Dave	4	1	5	6	2	0	0
EVASON, Dean	4	1	2	3	10	0	1
QUENNEVILLE, Joel	4	0	3	3	4	0	0
FERRARO, Ray	4	2	0	2	4	0	0
YOUNG, Scott	4	2	0	2	4	0	0
MACDERMID, Paul	4	1	1	2	6	0	0
SAMUELSSON, Ulf	4	0	2	2	4	0	0
FRANCIS, Ron	4	0	2	2	0	0	0
TURGEON, Sylvain	4	0	2	2	4	0	0
LAWTON, Brian	3	1	0	1	0	0	0
SHAW, Brad	3	1	0	1	0	0	0
DINEEN, Kevin	4	1	0	1	10	0	0
JENNINGS, Grant	4	1	0	1	17	1	0
PETERSON, Brent	2	0	1	1	4	0	0
COTE, Sylvain	3	0	1	1	4	0	0
ANDERSON, John	4	0	1	1	2	0	0
TIPPETT, Dave	4	0	1	1	0	0	0
HULL, Jody	1	0	0	0	2	0	0
LADOUCEUR, Randy	1	0	0	0	10	0	0
MACIVER, Norm	1	0	0	0	2	0	0
MARTIN, Tom	1	0	0	0	4	0	0
PAVESE, Jim	1	0	0	0	0	0	0
SIDORKIEWICZ, Peter	2	0	0	0	0	0	0
WHITMORE, Kay	2	0	0	0	0	0	0
MALONEY, Don	4	0	0	0	8	0	0
TOTALS	4	11	21	32	111	1	1
OPPONENTS	4	18	25	43	125	4	1

GOALTENDER	GPI	MINS	GA	GAA	W-L	SO	SA
SIDORKIEWICZ, Peter	2	124	8	3.87	0-2	0	45
WHITMORE, Kay	2	135	10	4.44	0-2	0	73

*Power Play Totals:* Whalers 1-15 (6.7%); Montreal 4-18 (22.2%). *Penalty Killing:* Whalers 14-18 (77.8%); Montreal 14-15 (93.3%).

*Shots by Period:* Whalers 41-41-33-14 = 129; Montreal 31-41-31-15 = 118.

## 1990 PLAYOFF STATISTICS

PLAYER	GP	G	A	PTS	PIM	PPG	SHG
SHAW, Brad	7	2	5	7	0	1	0
FRANCIS, Ron	7	3	3	6	8	1	0
DINEEN, Kevin	6	3	2	5	18	0	0
EVASON, Dean	7	2	2	4	22	0	0
VERBEEK, Pat	7	2	2	4	26	1	0
TIPPETT, Dave	7	1	3	4	2	0	0
KRYGIER, Todd	7	2	1	3	4	0	0
BABYCH, Dave	7	1	2	3	0	0	0
ANDERSSON, Mikael	5	0	3	3	2	0	0
FERRARO, Ray	7	0	3	3	2	0	0
YOUNG, Scott	7	2	0	2	2	0	0
CORRIVEAU, Yvon	4	1	0	1	0	0	0
LADOUCEUR, Randy	7	1	0	1	10	0	0
SAMUELSSON, Ulf	7	1	0	1	18	0	0
HULL, Jody	5	0	1	1	2	0	0
TOMLAK, Mike	7	0	1	1	2	0	0
BURT, Adam	2	0	0	0	0	0	0
GOVEDARIS, Chris	2	0	0	0	2	0	0
KASTELIC, Ed	2	0	0	0	0	0	0
CUNNEYWORTH, Randy	4	0	0	0	2	0	0
COTE, Sylvain	5	0	0	0	2	0	0
JENNINGS, Grant	7	0	0	0	17	0	0
SIDORKIEWICZ, Peter	7	0	0	0	0	0	0
Bench	0	0	0	0	2	0	0
TOTALS	7	21	28	49	143	3	0
OPPONENTS	7	23	38	61	193	8	1

GOALTENDER	GPI	MINS	GA	GAA	W-L	SO	SA
SIDORKIEWICZ, Peter	7	429	23	3.22	3-4	0	193

*Power Play Totals:* Whalers 3-34 (8.8%); Boston 8-32 (25.0%). *Penalty Killing:* Whalers 24-32 (60.7%); Boston 31-34 (91.2%).

*Shots by Period:* Whalers 74-51-47-3 = 175; Boston 70-63-55-5 = 193.

## 1991 PLAYOFF STATISTICS

PLAYER	GP	G	A	PTS	PIM	PPG	SHG
CULLEN, John	6	2	7	9	10	0	0
HUNTER, Mark	6	5	1	6	17	3	0
VERBEEK, Pat	6	3	2	5	40	2	0
LADOUCEUR, Randy	6	1	4	5	6	0	0
ZALAPSKI, Zarley	6	1	3	4	8	0	0
EVASON, Dean	6	0	4	4	29	0	0
SHAW, Brad	6	1	2	3	2	0	0
YAKE, Terry	6	1	1	2	16	0	1
COTE, Sylvain	6	0	2	2	2	0	0
KRYGIER, Todd	6	0	2	2	0	0	0
BROWN, Rob	5	1	0	1	7	1	0
CYR, Paul	6	1	0	1	10	0	0
DINEEN, Kevin	6	1	0	1	16	0	0
SIDORKIEWICZ, Peter	6	0	1	1	2	0	0
CUNNEYWORTH, Randy	1	0	0	0	0	0	0
TOMLAK, Mike	3	0	0	0	2	0	0
SANDERSON, Geoff	3	0	0	0	0	0	0
HOLIK, Bobby	6	0	0	0	7	0	0
HOUDA, Doug	6	0	0	0	8	0	0
McKENZIE, Jim	6	0	0	0	8	0	0
RICHARDS, Todd	6	0	0	0	2	0	0
TOTALS	6	17	29	46	192	6	1
OPPONENTS	6	24	40	64	145	10	0

GOALTENDER	GPI	MINS	GA	GAA	W-L	SO	SA
SIDORKIEWICZ, Peter	6	359	24	4.01	2-4	0	174

*Power Play Totals:* Whalers 6-24 (25.0%); Boston 10-36 (28.0%). *Penalty Killing:* Whalers 26-36 (72.0%); Boston 18-24 (75.0%).

*Shots by Period:* Whalers 65-61-42 = 168; Boston 52-59-63 = 174.

## 1992 PLAYOFF STATISTICS

PLAYER	GP	G	A	PTS	PIM	PPG	SHG
CRAVEN, Murray	7	3	3	6	6	0	1
CASSELS, Andrew	7	2	4	6	6	1	0
CORRIVEAU, Yvon	7	3	2	5	18	2	0
ZALAPSKI, Zarley	7	2	3	5	6	0	0
CUNNEYWORTH, Randy	7	3	0	3	9	1	1
CULLEN, John	7	2	1	3	12	1	0
POULIN, Patrick	7	2	1	3	0	1	0
RICHARDS, Todd	5	0	3	3	4	0	0
HOUDA, Doug	6	0	2	2	13	0	0
ANDERSSON, Mikael	7	0	2	2	6	0	0
VERBEEK, Pat	7	0	2	2	12	0	0
SANDERSON, Geoff	7	1	0	1	2	0	0
SHAW, Brad	3	0	1	1	4	0	0
GILLIS, Paul	5	0	1	1	0	0	0
HOLIK, Bobby	7	0	1	1	6	0	0
KONROYD, Steve	7	0	1	1	2	0	0
LADOUCEUR, Randy	7	0	1	1	11	0	0
WHITMORE, Kay	1	0	0	0	0	0	0
BURT, Adam	2	0	0	0	0	0	0
HUNTER, Mark	4	0	0	0	6	0	0
BERGEVIN, Marc	5	0	0	0	2	0	0
SHANK, Daniel	5	0	0	0	22	0	0
PIETRANGELO, Frank	7	0	0	0	0	0	0
TOTALS	7	18	28	46	147	6	2
OPPONENTS	7	21	35	56	169	8	1

GOALTENDER	GPI	MINS	GA	GAA	W-L	SO	SA
WHITMORE, Kay	1	19	1	3.16	0-0	0	1
PIETRANGELO, Frank	7	425	19	2.68	3-4	0	244

*Power Play Totals:* Whalers 6-40 (15.0%); Montreal 8-41 (19.5%). *Penalty Killing:* Whalers 33-41 (80.5%); Montreal 34-40 (85.0%).

*Shots by Period:* Whalers 51-83-63-11 = 208; Montreal 71-87-69-23 = 250.

# PLAYOFF STATS

## 1999 PLAYOFF STATISTICS

PLAYER	GP	G	A	PTS	PIM	PPG	SHG
SHEPPARD, Ray	6	5	1	6	2	1	0
CHIASSON, Steve	6	1	2	3	2	1	0
GELINAS, Martin	6	0	3	3	2	0	0
PRIMEAU, Keith	6	0	3	3	6	0	0
BATTAGLIA, Bates	6	0	3	3	8	0	0
KRON, Robert	5	2	0	2	0	0	0
KAPANEN, Sami	5	1	1	2	0	0	0
ROBERTS, Gary	6	1	1	2	8	0	0
KOVALENKO, Andrei	4	0	2	2	2	0	0
FRANCIS, Ron	3	0	1	1	0	0	0
COFFEY, Paul	5	0	1	1	2	0	0
O'NEILL, Jeff	6	0	1	1	0	0	0
MACDONALD, Craig	1	0	0	0	0	0	0
KARPA, Dave	2	0	0	0	2	0	0
PRATT, Nolan	3	0	0	0	2	0	0
HALKO, Steven	4	0	0	0	2	0	0
MALIK, Marek	4	0	0	0	4	0	0
DINEEN, Kevin	6	0	0	0	8	0	0
LESCHYSHYN, Curtis	6	0	0	0	6	0	0
RANHEIM, Paul	6	0	0	0	2	0	0
WESLEY, Glen	6	0	0	0	2	0	0
IRBE, Arturs	6	0	0	0	0	0	0
MANDERVILLE, Kent	6	0	0	0	2	0	0
TOTALS	6	10	19	29	62	2	0
OPPONENTS	6	16	24	40	54	4	0

GOALTENDER	GPI	MINS	GA	GAA	W-L	SO	SA
IRBE, Arturs	6	408	15	2.21	2-4	0	181

*Power Play Totals:* Hurricanes 2-21 (9.5%); Boston 4-24 (16.7%). *Penalty Killing:* Hurricanes 20-24 (83.3%); Boston 19-21 (90.5%).  
*Shots by Period:* Hurricanes 59-57-26-22 = 164; Boston 40-59-61-22 = 182.

## 2001 PLAYOFF STATISTICS

PLAYER	GP	G	A	PTS	PIM	PPG	SHG
KAPANEN, Sami	6	2	3	5	0	1	0
BRIND'AMOUR, Rod	6	1	3	4	6	0	0
O'NEILL, Jeff	6	1	2	3	10	0	0
TANABE, David	6	2	0	2	12	2	0
VASICEK, Josef	6	2	0	2	0	0	0
OZOLINSH, Sandis	6	0	2	2	5	0	0
BATTAGLIA, Bates	6	0	2	2	2	0	0
DANIELS, Jeff	6	0	2	2	2	0	0
GELINAS, Martin	6	0	1	1	6	0	0
DIMAIO, Rob	6	0	0	0	4	0	0
WESTLUND, Tommy	6	0	0	0	17	0	0
WESLEY, Glen	6	0	0	0	0	0	0
HATCHER, Kevin	6	0	0	0	6	0	0
KARPA, David	6	0	0	0	17	0	0
PELLERIN, Scott	6	0	0	0	4	0	0
LANGDON, Darren	4	0	0	0	12	0	0
ADAMS, Craig	3	0	0	0	0	0	0
MALIK, Marek	3	0	0	0	6	0	0
WALLIN, Niclas	3	0	0	0	2	0	0
FRANCIS, Ron	3	0	0	0	0	0	0
WILLIS, Shane	2	0	0	0	0	0	0
TOTALS	6	8	15	23	111	3	0
OPPONENTS	6	20	33	53	97	2	1

GOALTENDER	GPI	MINS	GA	GAA	W-L	SO	SA
IRBE, Arturs	6	360	20	3.33	2-4	0	201

*Power Play Totals:* Hurricanes 3-29 (10.3%); New Jersey 2-24 (8.3%). *Penalty Killing:* Hurricanes 22-24 (91.7%); New Jersey 26-29 (89.7%).  
*Shots by Period:* Hurricanes 32-45-36-1= 114; New Jersey 72-79-50-0 = 201.

## 2002 PLAYOFF STATISTICS

PLAYER	GP	G	A	PTS	PIM	PPG	SHG
FRANCIS, Ron	23	6	10	16	6	4	0
BATTAGLIA, Bates	23	5	9	14	14	1	0
O'NEILL, Jeff	22	8	5	13	27	3	0
BRIND'AMOUR, Rod	23	4	8	12	16	2	1
COLE, Erik	23	6	3	9	30	1	0
KAPANEN, Sami	23	1	8	9	6	0	0
HILL, Sean	23	4	4	8	20	4	0
GELINAS, Martin	23	3	4	7	10	0	0
VASICEK, Josef	23	3	2	5	12	0	0
HEDICAN, Bret	23	1	4	5	20	0	0
SVOBODA, Jaroslav	23	1	4	5	28	1	0
WALLIN, Niclas	23	2	1	3	12	0	0
MALIK, Marek	23	0	3	3	18	0	0
WARD, Aaron	23	1	1	2	22	0	0
WESLEY, Glen	22	0	2	2	12	0	0
WESTLUND, Tommy	19	1	0	1	0	0	0
ADAMS, Kevyn	23	1	0	1	4	0	0
TANABE, David	1	0	1	1	0	0	0
DANIELS, Jeff	23	0	1	1	0	0	0
ADAMS, Craig	1	0	0	0	0	0	0
MACDONALD, Craig	4	0	0	0	2	0	0
WEEKES, Kevin	8	0	0	0	0	0	0
IRBE, Arturs	18	0	0	0	0	0	0
<b>TOTALS</b>	<b>23</b>	<b>47</b>	<b>70</b>	<b>117</b>	<b>259</b>	<b>16</b>	<b>1</b>
<b>OPPONENTS</b>	<b>23</b>	<b>43</b>	<b>69</b>	<b>112</b>	<b>296</b>	<b>15</b>	<b>2</b>

GOALTENDER	GPI	MINS	GA	GAA	W-L	SO	SA
WEEKES, Kevin	8	408	11	1.62	3-2	2	180
IRBE, Arturs	18	1078	30	1.67	10-8	1	480

*Power Play Totals:* Hurricanes 16-103 (15.5%); Opponents 15-96 (15.6%). *Penalty Killing:* Hurricanes 81-96 (84.4%); Opponents 87-103 (84.5%).

*Shots by Period:* Hurricanes 161-219-213-52 = 645; Opponents 199-216-198-49 = 662.

## 2006 PLAYOFF STATISTICS

PLAYER	GP	G	A	PTS	PIM	PPG	SHG
STAAL, Eric	25	9	19	28	8	7	0
STILLMAN, Cory	25	9	17	26	14	4	0
BRIND'AMOUR, Rod	25	12	6	18	16	6	0
WILLIAMS, Justin	25	7	11	18	34	0	1
CULLEN, Matt	25	4	14	18	12	2	0
RECCHI, Mark	25	7	9	16	18	2	0
WEIGHT, Doug	23	3	13	16	20	2	0
WHITNEY, Ray	24	9	6	15	14	5	0
KABERLE, Frantisek	25	4	9	13	8	3	0
HEDICAN, Bret	25	2	9	11	42	0	0
LADD, Andrew	17	2	3	5	4	0	0
WARD, Aaron	25	2	3	5	18	0	0
WALLIN, Niclas	25	1	4	5	14	0	0
COMMODORE, Mike	25	2	2	4	33	0	1
WESLEY, Glen	25	0	2	2	16	0	0
LAROSE, Chad	21	0	1	1	10	0	0
WARD, Cam	23	0	1	1	0	0	0
ADAMS, Kevyn	25	0	0	0	14	0	0
ADAMS, Craig	25	0	0	0	10	0	0
COLE, Erik	2	0	0	0	0	0	0
TVERDOVSKY, Oleg	5	0	0	0	0	0	0
GERBER, Martin	6	0	0	0	4	0	0
VASICEK, Josef	8	0	0	0	2	0	0
<b>TOTALS</b>	<b>25</b>	<b>73</b>	<b>129</b>	<b>202</b>	<b>319</b>	<b>31</b>	<b>2</b>
<b>OPPONENTS</b>	<b>25</b>	<b>60</b>	<b>108</b>	<b>168</b>	<b>334</b>	<b>20</b>	<b>2</b>

GOALTENDER	GPI	MINS	GA	GAA	W-L	SO	SA
WARD, Cam	23	1320	47	2.14	15-8	2	631
GERBER, Martin	6	221	13	3.53	1-1	1	103

*Power Play Totals:* Hurricanes 31-129 (24.0%); Opponents 20-137 (14.6%). *Penalty Killing:* Hurricanes 117-137 (85.4%); Opponents 98-129 (76.0%).

*Shots by Period:* Hurricanes 230-252-211-28 = 721; Opponents 232-220-204-18 = 674.

# PLAYOFF STATS

## 2009 PLAYOFF STATISTICS

PLAYER	GP	G	A	PTS	PIM	PPG	SHG
STAAL, Eric	18	10	5	15	4	3	0
JOKINEN, Jussi	18	7	4	11	2	2	0
LAROSE, Chad	18	4	7	11	16	0	0
WHITNEY, Ray	18	3	8	11	4	0	0
SAMSONOV, Sergei	17	5	3	8	6	0	0
PITKANEN, Joni	18	0	8	8	16	0	0
CORVO, Joe	18	2	5	7	4	1	0
WALKER, Scott	18	1	6	7	19	0	0
CULLEN, Matt	18	3	3	6	14	0	1
SEIDENBERG, Dennis	16	1	5	6	16	0	0
GLEASON, Tim	18	1	4	5	32	0	0
COLE, Erik	18	0	5	5	22	0	0
BAYDA, Ryan	15	2	2	4	18	0	0
RUUTU, Tuomo	16	1	3	4	8	0	0
BRIND'AMOUR, Rod	18	1	3	4	8	0	0
EAVES, Patrick	18	1	2	3	13	0	0
DWYER, Patrick	2	0	1	1	0	0	0
KABERLE, Frantisek	7	0	1	1	2	0	0
BABCHUK, Anton	13	0	1	1	10	0	0
HELMINEN, Dwight	1	0	0	0	0	0	0
CONBOY, Tim	3	0	0	0	9	0	0
WALLIN, Niclas	18	0	0	0	4	0	0
WARD, Cam	18	0	0	0	0	0	0
TOTALS	18	42	76	118	231	6	1
OPPONENTS	18	52	89	141	214	8	0

GOALTENDER	GPI	MINS	GA	GAA	W-L	SO	SA
WARD, Cam	18	1101	49	2.67	8-10	2	576

**Power Play Totals:** Hurricanes 6-60 (10.0%); Opponents 8-71 (11.3%). **Penalty Killing:** Hurricanes 63-71 (88.7%); Opponents 54-60 (90.0%).

**Shots by Period:** Hurricanes 186-189-177-18 = 570; Opponents 181-205-176-17 = 579.

## ALL-TIME NHL PLAYOFF HISTORY

YEAR	RESULTS vs. SERIES OPPONENT	WHALERS/HURRICANES GOALS	OPPONENT GOALS
1980	0-3 series loss to Montreal Canadiens	8	18
1981	Did not qualify for playoffs		
1982	Did not qualify for playoffs		
1983	Did not qualify for playoffs		
1984	Did not qualify for playoffs		
1985	Did not qualify for playoffs		
1986	3-0 series win over Quebec Nordiques	16	7
	3-4 series loss to Montreal Canadiens	13	16
1987	2-4 series loss to Quebec Nordiques	19	27
1988	2-4 series loss to Montreal Canadiens	20	23
1989	0-4 series loss to Montreal Canadiens	11	18
1990	3-4 series loss to Boston Bruins	21	23
1991	2-4 series loss to Boston Bruins	17	24
1992	3-4 series loss to Montreal Canadiens	18	21
1993	Did not qualify for playoffs		
1994	Did not qualify for playoffs		
1995	Did not qualify for playoffs		
1996	Did not qualify for playoffs		
1997	Did not qualify for playoffs		
1998	Did not qualify for playoffs		
1999	2-4 series loss to Boston Bruins	10	16
2000	Did not qualify for playoffs		
2001	2-4 series loss to New Jersey Devils	8	20
2002	4-2 series win over New Jersey Devils	9	11
	4-2 series win over Montreal Canadiens	21	12
	4-2 series win over Toronto Maple Leafs	10	6
	1-4 series loss to Detroit Red Wings	7	14
2003	Did not qualify for playoffs		
2004	Did not qualify for playoffs		
2006	4-2 series win over Montreal Canadiens	15	17
	4-1 series win over New Jersey Devils	17	10

## ALL-TIME NHL PLAYOFF HISTORY CONTINUED

YEAR	RESULTS vs. SERIES OPPONENT	WHALERS/HURRICANES GOALS	OPPONENT GOALS
2006 (cont.)	4-3 series win over Buffalo Sabres	22	17
	4-3 series win over Edmonton Oilers	19	16
2007	<i>Did not qualify for playoffs</i>		
2008	<i>Did not qualify for playoffs</i>		
2009	4-3 series win over New Jersey Devils	17	15
	4-3 series win over Boston Bruins	16	17
	0-4 series loss to Pittsburgh Penguins	9	20
2010	<i>Did not qualify for playoffs</i>		
2011	<i>Did not qualify for playoffs</i>		
2012	<i>Did not qualify for playoffs</i>		
2013	<i>Did not qualify for playoffs</i>		
2014	<i>Did not qualify for playoffs</i>		
TOTALS	59-68 (.465)	323	368

## INDIVIDUAL SINGLE-GAME PLAYOFF RECORDS

MOST GOALS	2	23 times; last: <b>Eric Staal</b> , May 8, 2009, in an 4-1 win vs. Boston
MOST ASSISTS	4	John Anderson, April 12, 1986, in a 9-4 win vs. Quebec
		<b>Eric Staal</b> , April 24, 2006, in a 6-5 double-overtime loss vs. Montreal
MOST POINTS	6	John Anderson, April 12, 1986, in a 9-4 win vs. Quebec
MOST PENALTY MINUTES	30	Shane Churla, April 11, 1987, in a 5-1 loss at Quebec
MOST SAVES	53	Frank Pietrangelo, May 1-2, 1992, in a 3-2 overtime loss at Montreal
FASTEST TWO GOALS (one player)	3:08	Erik Cole, May 13, 2002, in an 8-2 win at Montreal
MOST SHOTS ON GOAL	11	Jeff O'Neill, May 28, 2002, in a 2-1 overtime win at Toronto

## INDIVIDUAL SERIES PLAYOFF RECORDS

MOST GOALS	5	<b>Eric Staal</b> vs. New Jersey, 2009; Ray Sheppard vs. Boston, 1999; Mark Hunter vs. Boston, 1991
MOST ASSISTS	7	John Cullen vs. Boston, 1991
MOST POINTS	10	Bates Battaglia vs. Montreal, 2002; Cory Stillman vs. Buffalo, 2006
MOST PENALTY MINUTES	51	Torrie Robertson vs. Montreal, 1986
MOST SAVES	227	<b>Cam Ward</b> vs. New Jersey, 2009
MOST SHOTS ON GOAL	33	<b>Eric Staal</b> vs. New Jersey, 2009
MOST CONSECUTIVE GAMES (Goalie)	7	Peter Sidorkiewicz, 1990; Frank Pietrangelo, 1992; <b>Cam Ward</b> , 2006 and twice in 2009
LONGEST SHUTOUT STREAK	105:07	Arturs Irbe, May 21-25, 2002

## INDIVIDUAL ONE-YEAR PLAYOFF RECORDS

MOST GOALS	12	Rod Brind'Amour, 2006
MOST ASSISTS	19	<b>Eric Staal</b> , 2006
MOST POINTS	28	<b>Eric Staal</b> , 2006
MOST PENALTY MINUTES	67	Torrie Robertson, 1986
MOST SAVES	537	<b>Cam Ward</b> , 2006
MOST SHOTS ON GOAL	87	<b>Eric Staal</b> , 2006
LONGEST GOAL-SCORING STREAK	4 games	Ray Sheppard, April 24-30, 1999
		Bates Battaglia, May 7-13, 2002
LONGEST ASSIST STREAK	5 games	Cory Stillman, May 26-June 5, 2006
LONGEST POINT-SCORING STREAK	15 games	<b>Eric Staal</b> , April 24-May 28, 2006 (7g, 13a)
LONGEST SHUTOUT STREAK	143:55	Kevin Weekes, April 24-May 3, 2002

## TEAM SINGLE-GAME PLAYOFF RECORDS

MOST GOALS	9	April 12, 1986, in a 9-4 win vs. Quebec
MOST GOALS AGAINST	8	April 9, 1980, in an 8-4 loss at Montreal
MOST TOTAL GOALS	13	April 12, 1986, in a 9-4 win vs. Quebec
FASTEST GOAL (game)	0:25	Erik Cole, May 13, 2002, in an 8-2 win at Montreal
FASTEST GOAL (period)	0:22	Ray Whitney, April 24, 2006, in a 6-5 2OT loss vs. Montreal (third period)
LARGEST WINNING MARGIN	6	May 13, 2002, in an 8-2 win at Montreal
		May 6, 2006, in a 6-0 win vs. New Jersey
LARGEST LOSING MARGIN	5	April 8, 1980, in a 6-1 loss at Montreal
		April 11, 1991, in a 6-1 loss at Boston
		April 22, 2006, in a 6-1 loss vs. Montreal
SHORTEST OVERTIME	0:24	April 29, 1992, in a 2-1 win vs. Montreal
LONGEST OVERTIME	54:47	June 8-9, 2002, in a 3-2 loss vs. Detroit
LONGEST GAME	114:47	June 8-9, 2002, in a 3-2 loss vs. Detroit. Igor Larionov scored at 14:47 of the third overtime.
MOST PENALTY MINUTES	71	April 17, 2001, in a 4-0 loss vs. New Jersey
MOST PENALTY MINUTES, BOTH TEAMS	243	April 11, 1987, in a 3-1 loss at Quebec

# PLAYOFF RECORDS

## TEAM SERIES PLAYOFF RECORDS

<b>MOST GOALS SCORED</b>	22	vs. Buffalo, 2006, seven games
<b>FEWEST GOALS SCORED</b>	7	vs. Detroit, 2002, five games
<b>MOST GOALS ALLOWED</b>	27	by Quebec, 1987, six games
<b>FEWEST GOALS ALLOWED</b>	6	by Toronto, 2002, six games

## TEAM ONE-YEAR PLAYOFF RECORDS

<b>MOST GOALS SCORED</b>	73	2006, 25 games
<b>MOST GOALS ALLOWED</b>	60	2006, 25 games
<b>MOST TOTAL GOALS</b>	133	2006, 25 games
<b>MOST SHUTOUTS</b>	3	2002, (4/27 and 5/3, Kevin Weekes; 5/23, Arturs Irbe) 2006, (5/6 and 5/7, <b>Cam Ward</b> ; 5/26, Martin Gerber)
<b>LONGEST WINNING STREAK</b>	7 games	April 26-May 10, 2006
<b>LONGEST LOSING STREAK</b>	4 games	April 11-16, 1987; April 5-9, 1989 June 6-13, 2002; May 18-26, 2009

## OPPONENTS INDIVIDUAL SINGLE-GAME PLAYOFF RECORDS

<b>MOST GOALS</b>	3	Peter Stastny (April 11, 1987, in 5-1 Quebec win); Michel Goulet (April 12, 1987, in 4-1 Quebec win); John Ogrodnick (April 14, 1987, in 7-5 Quebec win); Cam Neely (April 4, 1991, in 4-3 Boston win) Evgeni Malkin (May 21, 2009, in a 7-4 Pittsburgh win)
<b>MOST ASSISTS</b>	5	Risto Siltanen, Quebec, April 5, 1987, in 7-5 Quebec win
<b>MOST POINTS</b>	5	Risto Siltanen, Quebec, April 5, 1987 (5a)
<b>MOST PENALTY MINUTES</b>	24	Randy Moller, Quebec, April 12, 1986, in a 9-4 Quebec loss
<b>MOST SAVES</b>	45	Jose Theodore, Montreal, May 5, 2002, in 4-1 Montreal win
<b>FASTEST TWO GOALS BY ONE PLAYER</b>	2:40	Kirk Muller, Montreal, April 27, 1992, in 7-4 Montreal win
<b>MOST SHOTS ON GOAL</b>	8	Alexander Mogilny, Toronto, May 19, 2002 Evgeni Malkin, May 21, 2009, in a 7-4 Pittsburgh win

## OPPONENTS INDIVIDUAL SERIES PLAYOFF RECORDS

<b>MOST GOALS</b>	6	Yvon Lambert, Montreal, 1980; Stephane Richer, Montreal, 1988 Michel Goulet, Quebec, 1987; Evgeni Malkin, Pittsburgh, 2009
<b>MOST ASSISTS</b>	9	Denis Savard, Montreal, 1992
<b>MOST POINTS</b>	11	Stephane Richer, Montreal, 1988
<b>MOST PENALTY MINUTES</b>	50	Basil McRae, Quebec, 1987
<b>MOST SAVES</b>	222	Martin Brodeur, New Jersey, 2009
<b>MOST SHOTS ON GOAL</b>	29	Zach Parise, New Jersey, 2009
<b>MOST CONSECUTIVE GAMES BY GOALTENDER</b>	7	Patrick Roy, Montreal, 1986; Ryan Miller, Buffalo, 2006 Martin Brodeur, New Jersey, 2009; Tim Thomas, Boston, 2009
<b>LONGEST SHUTOUT STREAK</b>	186:03	Dominik Hasek, Detroit, 2002

## OPPONENTS SINGLE-GAME PLAYOFF RECORDS

<b>MOST GOALS</b>	8	April 9, 1980, Montreal defeated Hartford 8-4
<b>MOST GOALS AGAINST</b>	9	April 12, 1986, Hartford defeated Quebec 9-4
<b>MOST TOTAL GOALS</b>	13	April 12, 1986, Hartford defeated Quebec 9-4
<b>FASTEST GOAL</b> (game)	0:13	Petri Skriko, April 5, 1991, in a 4-3 Boston win
<b>FASTEST GOAL</b> (period other than first)	0:29	Yvon Lambert in overtime on April 11, 1980 Montreal defeated Hartford 4-3
<b>LARGEST WINNING MARGIN</b>	5	Montreal in a 6-1 victory on April 8, 1980 Boston in a 6-1 victory on April 11, 1991 Montreal in a 6-1 victory on April 22, 2006
<b>LARGEST LOSING MARGIN</b>	6	Montreal in an 8-2 loss on May 13, 2002 New Jersey in a 6-0 loss on May 6, 2006

## OPPONENTS TEAM SERIES PLAYOFF RECORDS

<b>MOST GOALS SCORED</b>	27	Quebec in 1987 in a 4-2 series win by Quebec
<b>FEWEST GOALS SCORED</b>	6	Toronto in 2002 in a 4-2 series win by Carolina
<b>MOST GOALS ALLOWED</b>	22	Buffalo in 2006 in a 4-3 series win by Carolina
<b>FEWEST GOALS ALLOWED</b>	7	Detroit in 2002 in a 4-1 series win by Detroit



## TOP 20 PLAYOFF SCORERS

PLAYER	GP	G	A	PTS	PIM	PLAYER	GP	G	A	PTS	PIM
1. <b>STAAL, Eric</b>	<b>43</b>	<b>19</b>	<b>24</b>	<b>43</b>	<b>12</b>	11. WILLIAMS, Justin	25	7	11	18	34
2. FRANCIS, Ron	62	14	25	39	26	FERRARO, Ray	33	7	11	18	24
3. BRIND'AMOUR, Rod	72	18	20	38	46	13. O'NEILL, Jeff	34	9	7	17	37
4. DINEEN, Kevin	44	17	14	31	109	ANDERSON, John	20	6	11	17	2
5. WHITNEY, Ray	42	12	14	26	19	15. RECCHI, Mark	25	7	9	16	18
STILLMAN, Cory	25	9	17	26	14	KAPANEN, Sami	34	4	12	16	6
7. CULLEN, Matt	43	7	17	24	26	WEIGHT, Doug	23	3	13	16	20
8. EVASON, Dean	38	8	15	23	18	18. GAVIN, Stewart	22	8	7	15	27
9. BABYCH, Dave	31	7	13	20	32	HEDICAN, Bret	46	3	12	15	56
10. BATTAGLIA, Bates	35	5	14	19	24	20. COLE, Erik	43	6	8	14	52
						KABERLE, Frantisek	32	4	10	14	10

## TEAM PLAYOFF GOALTENDING

GOALTENDER	GP	MINS	GA	GAA	SVS	SVS%	W-L	SO	SA
WEEKES, Kevin	8	408	11	1.62	169	.939	3-2	2	180
IRBE, Arturs	30	1846	65	2.11	797	.925	14-16	1	862
<b>WARD, Cam</b>	<b>41</b>	<b>2421</b>	<b>96</b>	<b>2.38</b>	<b>1064</b>	<b>.917</b>	<b>23-18</b>	<b>4</b>	<b>1,160</b>
WEEKS, Steve	4	205	9	2.63	77	.895	1-2	0	86
PIETRANGELO, Frank	7	425	19	2.68	225	.922	3-4	0	244
LIUT, Mike	17	933	50	3.21	417	.892	8-7	1	467
GERBER, Martin	6	221	13	3.53	77	.856	1-1	1	90
BRODEUR, Richard	4	200	12	3.60	75	.882	1-3	0	87
SIDORKIEWICZ, Peter	15	912	55	3.62	404	.881	5-10	0	459
WHITMORE, Kay	3	154	11	4.29	67	.859	0-2	0	78
SMITH, AI	2	120	10	5.00	55	.846	0-2	0	65
GARRETT, John	1	60	8	8.00	32	.800	0-1	0	40

## OPPONENT PLAYOFF SCORING LEADERS

PLAYER	TEAM	GP	G	A	PTS	PLAYER	TEAM	GP	G	A	PTS
1. Patrik Elias	NJ	24	6	13	19	Michel Goulet	QUE	9	7	5	12
2. Cam Neely	BOS	13	9	9	18	Brian Rafalski	NJ	17	4	8	12
Ray Bourque	BOS	15	4	14	18	13. Dave Poulin	BOS	13	4	7	11
4. Craig Janney	BOS	9	2	14	16	Michael Ryder	BOS, MTL	13	3	8	11
5. Stephane Richer	MTL-NJ	20	10	5	15	15. Brian Gionta	NJ	18	5	5	10
Mats Naslund	MTL	14	4	11	15	Mike McPhee	MTL	21	5	5	10
7. Bobby Smith	MTL	17	7	7	14	Brian Skrudland	MTL	24	4	6	10
Guy Carbonneau	MTL	24	7	7	14	Robert Picard	QUE	9	2	8	10
Bobby Holik	NJ	15	8	6	14	Denis Savard	MTL	7	1	9	10
10. Peter Stastny	QUE	9	6	6	12	Larry Robinson	MTL	20	0	10	10

## OPPONENT GOALTENDING LEADERS (Minimum 60 minutes)

GOALTENDER	TEAM	GP	MINS	GA	(EN)	GAA	SVS	SVS%	W-L
Dominik Hasek	DET	5	355	7		1.18	113	.942	4-1
Byron Dafoe	BOS	6	412	10		1.46	154	.939	4-2
Curtis Joseph	TOR	5	387	10		1.55	149	.937	2-4
Tim Thomas	BOS	7	440	15	(1)	2.04	197	.929	3-4
Martin Brodeur	NJ	24	1459	50	(1)	2.06	595	.922	10-11
Jussi Markkanen	EDM	6	361	13	(1)	2.16	124	.905	3-3
Marc-Andre Fleury	PIT	4	240	9		2.25	109	.924	4-0
Brian Hayward	MTL	3	184	7	(1)	2.28	68	.907	2-1
Cristobal Huet	MTL	6	386	15		2.33	197	.929	2-4
Patrick Roy	MTL	21	1307	52	(2)	2.39	545	.905	14-7
Andy Moog	BOS	12	691	28	(1)	2.43	287	.911	8-4
Ryan Miller	BUF	7	431	22		2.50	172	.887	3-4
Denis Herron	MTL	2	120	5		3.06	43	.896	2-0
Jose Theodore	MTL	6	326	18		3.31	184	.911	2-4
Mario Gosselin	QUE	6	349	19		3.35	181	.905	4-2
Clint Malarchuk	QUE	4	203	16		4.73	94	.855	0-3

# GAME HISTORY

## GAME-BY-GAME PLAYOFF HISTORY

DATE	RESULT				GWG (OT TIME)	GOALIES: HFD-CAR/OPP (SAVES)	ATT.	
<b>1980</b>								
Preliminary Round								
April 8	HFD 1	at	MTL 6		Loss	Brian Engblom	Al Smith (31)/Denis Heron (20)	15,992
April 9	HFD 4	at	MTL 8		Loss	Bob Gainey	John Garrett (32)/Denis Heron (23)	15,242
April 11	MTL 4	at	HFD 3	OT	Loss	Yvon Lambert (0:29)	Al Smith (24)/Michel Larocque (25)	14,460
<b>1981-85</b> <i>Out of the Playoffs</i>								
<b>1986</b>								
<b>DIVISION SEMIFINAL</b>								
April 9	HFD 3	at	QUE 2	OT	WIN	SYLVAIN TURGEON (2:36)	Mike Liut (37)/Clint Malarchuk (34)	14,504
April 10	HFD 4	at	QUE 1		WIN	PAUL MacDERMID	Mike Liut (26)/Clint Malarchuk (27)	14,562
April 12	QUE 4	at	HFD 9		WIN	ULF SAMUELSSON	Mike Liut (29)/Clint Malarchuk (9)-Mario Gosselin (17)	15,126
<b>DIVISION FINAL</b>								
April 17	HFD 4	at	MTL 1		WIN	SYLVAIN TURGEON	Mike Liut (26)/Patrick Roy (20)	17,145
April 19	HFD 1	at	MTL 3		Loss	Guy Carbonneau	Mike Liut (27)/Patrick Roy (24)	17,657
April 21	MTL 4	at	HFD 1		Loss	Stephane Richer	Mike Liut (5)-Steve Weeks (13)/Patrick Roy (20)	15,126
April 23	MTL 1	at	HFD 2	OT	WIN	KEVIN DINEEN (1:06)	Steve Weeks (18)/Patrick Roy (22)	15,126
April 25	HFD 3	at	MTL 5		Loss	Mike Lalor	Steve Weeks (25)/Patrick Roy (20)	17,660
April 27	MTL 0	at	HFD 1		WIN	KEVIN DINEEN	Mike Liut (32)/Patrick Roy (16)	15,126
April 29	HFD 1	at	MTL 2	OT	Loss	Claude Lemieux (5:55)	Mike Liut (30)/Patrick Roy (24)	17,546
<b>1987</b>								
<b>DIVISION SEMIFINAL</b>								
April 8	QUE 2	at	HFD 3	OT	WIN	PAUL MacDERMID (2:20)	Mike Liut (23)/Mario Gosselin (38)	15,126
April 9	QUE 4	at	HFD 5		WIN	DANA MURZYN	Mike Liut (20)/Clint Malarchuk (24)	15,126
April 11	HFD 1	at	QUE 5		Loss	Peter Stastny	Mike Liut (11)-Steve Weeks (21)/Mario Gosselin (29)	14,527
April 12	HFD 1	at	QUE 4		Loss	Michel Goulet	Mike Liut (33)/Mario Gosselin (28)	14,389
April 14	QUE 7	at	HFD 5		Loss	John Ogradnick	Mike Liut (17)/Mario Gosselin (38)	15,126
April 16	HFD 4	at	QUE 5	OT	Loss	Peter Stastny (6:05)	Mike Liut (29)/Mario Gosselin (31)	15,383
<b>1988</b>								
<b>DIVISION SEMIFINAL</b>								
April 6	HFD 3	at	MTL 4		Loss	Stephane Richer	Mike Liut (22)-Richard Brodeur (9)/Patrick Roy (21)	16,523
April 7	HFD 3	at	MTL 7		Loss	Claude Lemieux	Richard Brodeur (21)/Patrick Roy (28)	16,640
April 9	MTL 4	at	HFD 3		Loss	Ryan Walter	Mike Liut (24)/Patrick Roy (30)	15,223
April 10	MTL 5	at	HFD 7		WIN	KEVIN DINEEN	Mike Liut (26)/Patrick Roy (36)	15,061
April 12	HFD 3	at	MTL 1		WIN	CAREY WILSON	Richard Brodeur (22)/Brian Hayward (26)	16,687
April 14	MTL 2	at	HFD 1		Loss	Stephane Richer	Richard Brodeur (23)/Brian Hayward (19)	15,223
<b>1989</b>								
<b>DIVISION SEMIFINAL</b>								
April 5	HFD 2	at	MTL 6		Loss	Ryan Walter	Kay Whitmore (27)/Patrick Roy (25)	16,005
April 6	HFD 2	at	MTL 3		Loss	Mike McPhee	Peter Sidorkiewicz (14)/Patrick Roy (27)	16,563
April 8	MTL 5	at	HFD 4	OT	Loss	Stephane Richer (5:01)	Peter Sidorkiewicz (23)/Brian Hayward (23)	13,363
April 9	MTL 4	at	HFD 3	OT	Loss	Russ Courtnall (15:12)	Kay Whitmore (36)/Patrick Roy (43)	12,245
<b>1990</b>								
<b>DIVISION SEMIFINAL</b>								
April 5	HFD 4	at	BOS 3		WIN	RANDY LADOUCEUR	Peter Sidorkiewicz (33)/Rejean Lemelin (13)	14,448
April 7	HFD 1	at	BOS 3		Loss	Garry Galley	Peter Sidorkiewicz (32)/Andy Moog (25)	14,448
April 9	BOS 3	at	HFD 5		WIN	PAT VERBEEK	Peter Sidorkiewicz (32)/Andy Moog (22)	15,535
April 11	BOS 6	at	HFD 5		Loss	Dave Poulin	Peter Sidorkiewicz (23)/R. Lemelin (17)/Andy Moog (7)	15,535
April 13	HFD 2	at	BOS 3		Loss	Cam Neely	Peter Sidorkiewicz (15)/Andy Moog (20)	14,448
April 15	BOS 2	at	HFD 3	OT	WIN	KEVIN DINEEN (12:30)	Peter Sidorkiewicz (23)/Andy Moog (23)	15,535
April 17	HFD 1	at	BOS 3		Loss	Craig Janney	Peter Sidorkiewicz (22)/Andy Moog (27)	14,448

## 1991

### DIVISION SEMIFINAL

April 3	HFD 5	at	BOS 2	WIN	ROB BROWN	Peter Sidorkiewicz (26)/Andy Moog (19)	14,448
April 5	HFD 3	at	BOS 4	Loss	Cam Neely	Peter Sidorkiewicz (36)/Andy Moog (24)	14,448
April 7	BOS 6	at	HFD 3	Loss	Dave Christian	Peter Sidorkiewicz (17)/Andy Moog (22)	15,635
April 9	BOS 3	at	HFD 4	WIN	ZARLEY ZALAPSKI	Peter Sidorkiewicz (32)/Andy Moog (30)	14,198
April 11	HFD 1	at	BOS 6	Loss	Dave Christian	Peter Sidorkiewicz (26)/Andy Moog (25)	14,448
April 13	BOS 3	at	HFD 1	Loss	Bob Sweeney	Peter Sidorkiewicz (13)/Andy Moog (31)	15,635

## 1992

### DIVISION SEMIFINAL

April 19	HFD 0	at	MTL 2	Loss	Gilbert Dionne	Frank Pietrangelo (28)/Patrick Roy (32)	16,624
April 21	HFD 2	at	MTL 5	Loss	Kirk Muller	Frank Pietrangelo (23)/Patrick Roy (15)	16,627
April 23	MTL 2	at	HFD 5	WIN	JOHN CULLEN	Frank Pietrangelo (32)/Patrick Roy (28)	6,728
April 25	MTL 1	at	HFD 3	WIN	RANDY CUNNEYWORTH	Frank Pietrangelo (24)/Patrick Roy (33)	10,071
April 27	HFD 4	at	MTL 7	Loss	Kirk Muller	Frank Pietrangelo (23)-Kay Whitmore (4)/P. Roy (19)	16,693
April 29	MTL 1	at	HFD 2	OT WIN	YVON CORRIVEAU (0:24)	Frank Pietrangelo (42)/Patrick Roy (24)	8,262
May 1	HFD 2	at	MTL 3	2 OT Loss	Russ Courtnall (25:26)	Frank Pietrangelo (53)/Patrick Roy (39)	17,718

## 1993-98

*Out of the Playoffs*

## 1999

### CONFERENCE QUARTERFINAL

April 22	BOS 2	at	CAR 0	OT Loss	Rob DiMaio	Arturs Irbe (27)/Byron Dafoe (19)	11,059
April 24	BOS 2	at	CAR 3	WIN	RAY SHEPPARD (17:05)	Arturs Irbe (22)/Byron Dafoe (27)	11,059
April 26	CAR 3	at	BOS 2	WIN	ROBERT KRON	Arturs Irbe (24)/Byron Dafoe (18)	17,565
April 28	CAR 1	at	BOS 4	Loss	Landon Wilson	Arturs Irbe (26)/Byron Dafoe (22)	17,565
April 30	BOS 4	at	CAR 3	2 OT Loss	Anson Carter (34:45)	Arturs Irbe (48)/Byron Dafoe (37)	11,059
May 2	CAR 0	at	BOS 2	Loss	Joe Thornton	Arturs Irbe (19)/Byron Dafoe (31)	17,565

## 2000

*Out of the Playoffs*

## 2001

### CONFERENCE QUARTERFINAL

April 12	CAR 1	at	NJ 5	Loss	Bobby Holik	Arturs Irbe (31)/Martin Brodeur (17)	19,040
April 15	CAR 0	at	NJ 2	Loss	Alexander Mogilny	Arturs Irbe (27)/Martin Brodeur (18)	19,040
April 17	NJ 4	at	CAR 0	Loss	Bobby Holik	Arturs Irbe (20)/Martin Brodeur (18)	17,525
April 18	NJ 2	at	CAR 3	OT WIN	ROD BRIND'AMOUR (0:46)	Arturs Irbe (32)/Martin Brodeur (30)	14,339
April 20	CAR 3	at	NJ 2	WIN	JEFF O'NEILL	Arturs Irbe (37)/Martin Brodeur (11)	19,040
April 22	NJ 5	at	CAR 1	Loss	Sergei Brylin	Arturs Irbe (34)/Martin Brodeur (14)	18,730

## 2002

### CONFERENCE QUARTERFINAL

April 17	NJ 1	at	CAR 2	WIN	ERIK COLE	Arturs Irbe (34)/Martin Brodeur (15)	15,401
April 19	NJ 1	at	CAR 2	OT WIN	BATES BATTAGLIA (15:26)	Arturs Irbe (30)/Martin Brodeur (26)	18,730
April 21	CAR 0	at	NJ 4	Loss	Brian Gionta	Arturs Irbe (9), Kevin Weekes (22)/Martin Brodeur (16)	17,004
April 23	CAR 1	at	NJ 3	Loss	Brian Gionta	Arturs Irbe (6), Kevin Weekes (13)/Martin Brodeur (23)	17,057
April 24	NJ 2	at	CAR 3	OT WIN	JOSEF VASICEK (8:16)	Kevin Weekes (40)/Martin Brodeur (35)	18,336
April 27	CAR 1	at	NJ 0	WIN	RON FRANCIS	Kevin Weekes (32)/Martin Brodeur (21)	17,104

### CONFERENCE SEMIFINAL

May 3	MTL 0	at	CAR 2	WIN	RON FRANCIS	Kevin Weekes (25)/Jose Theodore (36)	18,809
May 5	MTL 4	at	CAR 1	Loss	Andrei Markov	Kevin Weekes (12)/Jose Theodore (45)	18,730
May 7	CAR 1	at	MTL 2	OT Loss	Donald Audette	Kevin Weekes (18)/Jose Theodore (33)	21,273
May 9	CAR 4	at	MTL 3	OT WIN	NICLAS WALLIN (3:14)	Kevin Weekes (7), Arturs Irbe (10)/Jose Theodore (36)	21,273
May 12	MTL 1	at	CAR 5	WIN	ROD BRIND'AMOUR	Arturs Irbe (30)/Jose Theodore (26)	18,853
May 13	CAR 8	at	MTL 2	WIN	SEAN HILL	Arturs Irbe (31)/Jose Theodore (8); Stephane Fiset (16)	21,273

### CONFERENCE FINAL

May 16	TOR 2	at	CAR 1	Loss	Jonas Hoglund	Arturs Irbe (22)/Curtis Joseph (31)	18,730
May 19	TOR 1	at	CAR 2	OT WIN	NICLAS WALLIN (13:42)	Arturs Irbe (26)/Curtis Joseph (31)	18,924
May 21	CAR 2	at	TOR 1	OT WIN	JEFF O'NEILL (6:01)	Arturs Irbe (20)/Curtis Joseph (15)	19,293
May 23	CAR 3	at	TOR 0	WIN	JAROSLAV SVOBODA	Arturs Irbe (31)/Curtis Joseph (12)	19,299
May 25	TOR 1	at	CAR 0	Loss	Darcy Tucker	Arturs Irbe (18)/Curtis Joseph (27)	19,016
May 28	CAR 2	at	TOR 1	OT WIN	MARTIN GELINAS (8:05)	Arturs Irbe (35)/Curtis Joseph (33)	19,327

### STANLEY CUP FINAL

June 4	CAR 3	at	DET 2	OT WIN	RON FRANCIS (0:58)	Arturs Irbe (23)/Dominik Hasek (23)	20,058
June 6	CAR 1	at	DET 3	Loss	Nicklas Lidstrom	Arturs Irbe (27)/Dominik Hasek (16)	20,058
June 8	DET 3	at	CAR 2	3OT Loss	Igor Larionov (54:47)	Arturs Irbe (50)/Dominik Hasek (41)	18,982
June 10	DET 3	at	CAR 0	Loss	Brett Hull	Arturs Irbe (24)/Dominik Hasek (17)	18,986
June 13	CAR 1	at	DET 3	Loss	Brendan Shanahan	Arturs Irbe (24)/Dominik Hasek (16)	20,058

# GAME HISTORY

## 2003-04

*Out of the Playoffs*

## 2006

### CONFERENCE QUARTERFINAL

April 22	MTL 6	at	CAR 1		Loss	Radek Bonk	Martin Gerber (15)/Cristobal Huet (42)	18,812
April 24	MTL 6	at	CAR 5	2OT	Loss	Michael Ryder (22:32)	Martin Gerber (10), Cam Ward (20)/Cristobal Huet (41)	18,730
April 26	CAR 2	at	MTL 1	OT	WIN	ERIC STAAL (3:38)	Cam Ward (27)/Cristobal Huet (34)	21,273
April 28	CAR 3	at	MTL 2		WIN	ROD BRIND'AMOUR	Cam Ward (23)/Cristobal Huet (27)	21,273
April 30	MTL 1	at	CAR 2		WIN	MATT CULLEN	Cam Ward (30)/Cristobal Huet (26)	18,887
May 2	CAR 2	at	MTL 1	OT	WIN	CORY STILLMAN (1:19)	Cam Ward (25)/Cristobal Huet (27)	21,273

### CONFERENCE SEMIFINAL

May 6	NJ 0	at	CAR 6		WIN	RAY WHITNEY	Cam Ward (21)/Martin Brodeur (29), Scott Clemmensen (3)	18,730
May 8	NJ 2	at	CAR 3	OT	WIN	NICLAS WALLIN (3:09)	Cam Ward (21)/Martin Brodeur (35)	18,730
May 10	CAR 3	at	NJ 2		WIN	ROD BRIND'AMOUR	Cam Ward (28)/Martin Brodeur (21)	16,862
May 13	CAR 1	at	NJ 5		Loss	Jay Pandolfo	Cam Ward (13), Martin Gerber (15)/Martin Brodeur (19)	17,585
May 14	NJ 1	at	CAR 4		WIN	CORY STILLMAN	Cam Ward (17)/Martin Brodeur (27)	18,730

### CONFERENCE FINAL

May 20	BUF 3	at	CAR 2		Loss	Jay McKee	Cam Ward (24)/Ryan Miller (29)	18,730
May 22	BUF 3	at	CAR 4		WIN	JUSTIN WILLIAMS	Cam Ward (16)/Ryan Miller (31)	18,730
May 24	CAR 3	at	BUF 4		Loss	Ales Kotalik	Cam Ward (22), Martin Gerber (7)/Ryan Miller (24)	18,690
May 26	CAR 4	at	BUF 0		WIN	MARK RECCHI	Martin Gerber (22)/Ryan Miller (17)	18,690
May 28	BUF 3	at	CAR 4	OT	WIN	CORY STILLMAN (8:46)	Martin Gerber (8)-Cam Ward (15)/Ryan Miller (22)	18,730
May 30	CAR 1	at	BUF 2	OT	Loss	Daniel Briere (4:22)	Cam Ward (29)/Ryan Miller (25)	18,690
June 1	BUF 2	at	CAR 4		WIN	ROD BRIND'AMOUR	Cam Ward (22)/Ryan Miller (24)	18,730

### STANLEY CUP FINAL

June 5	EDM 4	at	CAR 5		WIN	ROD BRIND'AMOUR	Cam Ward (34)/Dwayne Roloson (19), Ty Conklin (2)	18,797
June 7	EDM 0	at	CAR 5		WIN	ANDREW LADD	Cam Ward (25)/Jussi Markkanen (21)	18,928
June 10	CAR 1	at	EDM 2		Loss	Ryan Smyth	Cam Ward (28)/Jussi Markkanen (24)	16,839
June 12	CAR 2	at	EDM 1		WIN	MARK RECCHI	Cam Ward (20)/Jussi Markkanen (18)	16,839
June 14	EDM 4	at	CAR 3	OT	Loss	Fernando Pisani (3:31)	Cam Ward (25)/Jussi Markkanen (21)	18,974
June 17	CAR 0	at	EDM 4		Loss	Fernando Pisani	Cam Ward (30)/Jussi Markkanen (16)	16,839
June 19	EDM 1	at	CAR 3		WIN	FRANTISEK KABERLE	Cam Ward (22)/Jussi Markkanen (24)	18,978

## 2007-08

*Out of the Playoffs*

## 2009

### CONFERENCE QUARTERFINAL

April 15	CAR 1	at	NJ 4		Loss	Zach Parise	Cam Ward (35)/Martin Brodeur (18)	17,625
April 17	CAR 2	at	NJ 1	OT	WIN	TIM GLEASON (2:40)	Cam Ward (33)/Martin Brodeur (30)	17,625
April 19	NJ 3	at	CAR 2	OT	Loss	Travis Zajac (4:58)	Cam Ward (32)/Martin Brodeur (28)	17,971
April 21	NJ 3	at	CAR 4		WIN	JUSSI JOKINEN	Cam Ward (26)/Martin Brodeur (42)	17,465
April 23	CAR 0	at	NJ 1		Loss	David Clarkson	Cam Ward (41)/Martin Brodeur (44)	17,625
April 26	NJ 0	at	CAR 4		WIN	RAY WHITNEY	Cam Ward (28)/Martin Brodeur (33)	18,680
April 28	CAR 4	at	NJ 3		WIN	ERIC STAAL	Cam Ward (32)/Martin Brodeur (27)	17,625

### CONFERENCE SEMIFINAL


May 1	CAR 1	at	BOS 4		Loss	Marc Savard	Cam Ward (20)/Tim Thomas (26)	17,565
May 3	CAR 3	at	BOS 0		WIN	JOE CORVO	Cam Ward (36)/Tim Thomas (22)	17,565
May 6	BOS 2	at	CAR 3	OT	WIN	JUSSI JOKINEN	Cam Ward (21)/Tim Thomas (38)	18,680
May 8	BOS 1	at	CAR 4		WIN	JUSSI JOKINEN	Cam Ward (20)/Tim Thomas (27)	18,878
May 10	CAR 0	at	BOS 4		Loss	Mark Recchi	Cam Ward (36)/Tim Thomas (19)	17,565
May 12	BOS 4	at	CAR 2		Loss	Marc Savard	Cam Ward (15)/Tim Thomas (31)	18,680
May 14	CAR 3	at	BOS 2	OT	WIN	SCOTT WALKER	Cam Ward (34)/Tim Thomas (34)	17,565

### CONFERENCE FINAL

May 18	CAR 2	at	PIT 3		Loss	Philippe Boucher	Cam Ward (28)/Marc-Andre Fleury (23)	17,132
May 21	CAR 4	at	PIT 7		Loss	Evgeni Malkin	Cam Ward (35)/Marc-Andre Fleury (24)	17,132
May 23	PIT 6	at	CAR 2		Loss	Evgeni Malkin	Cam Ward (34)/Marc-Andre Fleury (32)	18,789
May 26	PIT 4	at	CAR 1		Loss	Maxime Talbot	Cam Ward (21)/Marc-Andre Fleury (30)	18,680

## 2010-14

*Out of the Playoffs*



# GENERAL INFO

Media and NHL Information

# MEDIA INFO

---

The Carolina Hurricanes extend a cordial welcome to all media covering our home games. We appreciate the coverage you provide us, and we will do everything possible to assist you in your game duties.

The following is some information relating to our game night operation and press box which you should read carefully. Your cooperation in following these guidelines is much appreciated.

---

## MEDIA RELATIONS DEPARTMENT

**Mike Sundheim** Vice President of Communications and Team Services  
*Office:* 919/861-5477 *Home:* 919/233-7322  
*Mobile:* 919/522-4583 *Email:* mikes@carolinahurricanes.com *Twitter:* @MikeSundheim

**Kyle Hanlin** Senior Director of Communications and Team Services  
*Office:* 919/861-5429 *Home:* 919/327-4942  
*Mobile:* 919/523-7635 *Email:* kyleh@carolinahurricanes.com *Twitter:* @KyleHanlin

**Andy Rosen** Media Relations Coordinator  
*Office:* 919/861-7148  
*Mobile:* 336/254-3998 *Email:* andyr@carolinahurricanes.com *Twitter:* @andy\_rosen52

Department website: [www.CanesPR.com](http://www.CanesPR.com)

## MEDIA CREDENTIALS POLICY

Media credentials are issued to working media only. All credentials are non-transferable, and any unauthorized use will subject bearer to ejection from PNC Arena and confiscation of the credential. Credentials are good for admittance to the arena, press box, media meal room and both locker rooms.

Media credentials are divided into two categories: full-season and single-game. Full-season media passes will be issued to recognized newspapers, magazines, television, radio stations and established websites by completing the request form at [www.CanesPR.com](http://www.CanesPR.com). Please follow up via email with Mike Sundheim (mikes@carolinahurricanes.com) or Kyle Hanlin (kyleh@carolinahurricanes.com) after submitting your credential request. A media credential cannot be used to sit in spectator seating areas.

Single-game credentials should be requested via email to either Mike Sundheim or Kyle Hanlin at least 24 hours prior to game time.

Photo credentials will be issued on a priority basis to daily publications, wire services, team photographers or national publications on specific assignments only.

## PRE-GAME ACCESS

The Hurricanes open their locker room to the media two hours prior to all home games for a 15-minute window of availability.

## MEDIA PARKING

Full-season media will be issued general media parking passes. The East (black) lot is closest to the media entrance, which is the VIP entrance on the South end of the building, adjacent to the box office. Television crews will be allowed to park just outside the security entrance. However, there will only be space for one truck per station.

## MEDIA ROOM

Media possessing credentials are invited to enjoy a meal before each game in the press room. The room opens two and a half hours before game time. Dining room usage is limited to those presenting valid Hurricanes or NHL Team Management passes. It is prohibited to allow family members, friends or guests into the press room without a valid credential. Our fine press meal costs \$8.

## MEDIA NOTES

A complete set of media notes and additional materials are available for all working media at the morning skate and in the media meal room. Notes and other materials will also be available in the press box before and during the game.

## PRESS BOX

The press box is located at the top floor (5) of PNC Arena and is accessible via the press elevator.

## GAME-NIGHT STAFF

The Hurricanes game-night staff members are available to meet your needs, so please feel free to ask them for help on event nights. Staff members are posted at the press gate (VIP Entrance) and the media meal room prior to game time and in the press box after faceoff.

## IN-GAME NOTES

In-Game Notes are delivered to all radio and television broadcasters, as well as all media located in the press box, throughout the game.

## POST-GAME ACCESS

Both locker rooms will be opened five minutes after the teams leave the ice. Hurricanes Head Coach Bill Peters will hold a post-game news conference following each game in the Media Room. Written quotes from both Bill Peters and the visiting coach, in addition to game statistics, will be provided to the media. The officials' locker room is off-limits to the media. Should a comment or interpretation from the game's referee or NHL supervisor be needed, a pool reporter may be assigned.

## AREAS OFF-LIMITS

Media are prohibited from entering the medical room and shower area within the Hurricanes' and visiting locker rooms.

## PRACTICES

Hurricanes' practices are open to the public and all media. You should, however, verify times and location. Hurricanes' practices that are not at PNC Arena will be held at Raleigh Center Ice in Raleigh, NC.

## Directions to PNC Arena

### FROM THE AIRPORT (RDU):

I-40 East to Wade Avenue exit... Take Edwards Mill Rd./Arena Exit and bear right... PNC Arena is on the left.

## Directions to Practice Facility

### FROM THE AIRPORT:

I-40 East take Wade Avenue exit... Get onto I-440 Inner Beltline... Take Wake Forest Road exit (#10)... Take right onto Wake Forest Road... Make third left onto Hodges Street... Raleigh Center Ice is directly on the right.

## PRINT AND WEB

### ASHEBORO COURIER-TRIBUNE

500 Sunset Ave.  
Asheboro, NC 27203  
336/626-6133; **Fax:** 336/626-7074  
**Sports Editor:** Dennis Garcia  
sports@courier-tribune.com

### BURLINGTON TIMES-NEWS

707 South Main St.  
Burlington, NC 27215  
336/229-2454; **Fax:** 336/229-2463  
**Sports Editor:** Bob Sutton  
bsutton@thetimesnews.com

### CANES COUNTRY

<http://www.canescountry.com/>  
**Writer:** Bob Wage  
canescountry@gmail.com

### FRANKLIN TIMES

P.O. Box 119  
109 South Bickett Blvd.  
Louisburg, NC 27549  
919/496-6503; **Fax:** 919/496-1689  
**Sports Editor:** Geoff Neville  
sports@thefranklintimes.com

### HERALD-SUN OF DURHAM

P.O. Box 2092  
Durham, NC 27702  
919/419-6673; **Fax:** 919/419-6889  
**Writers:** Harold Gutmann (hgutmann@heraldsun.com) and Steve Wiseman (swiseman@heraldsun.com)

### INDEPENDENT WEEKLY

[www.indyweek.com](http://www.indyweek.com)  
302 E. Pettigrew St. Ste. 300  
Durham, NC 27701  
919/286-1972

### NEWS & OBSERVER

[www.newsobserver.com](http://www.newsobserver.com)  
P.O. Box 191  
Raleigh, NC 27602  
919/829-4560; **Fax:** 919/829-4888  
**Sports Editor:** Steve Ruinsky  
sruinsky@newsobserver.com  
**Writers:** Chip Alexander, Luke DeCock  
**Photo Editor:** Kevin Keister  
sports@newsobserver.com

### TRIANGLE BUSINESS JOURNAL

[www.bizjournals.com/triangle/](http://www.bizjournals.com/triangle/)  
3600 Glenwood Ave. Suite 100  
Raleigh, NC 27612  
919/327-1029  
**Writer:** Jason deBruyn  
jdebruyn@bizjournals.com

### TRIANGLE SPORTS NETWORK

<http://trianglesportsnet.com/carolina-hurricanes/>  
401/323-8960  
**Writer:** Peter Koutroumpis  
pkSPORTconsultant@gmail.com

### WILSON DAILY TIMES

P.O. Box 2447  
Wilson, NC 27894  
252/265-7807  
**Sports Editor:** Paul Durham  
paul@wilsontimes.com

### WRALSPORTSFAN.COM

2619 Western Blvd.  
Raleigh, NC 27605  
919/821-8600  
**Sr. Sports Web Editor:** Aaron Schoonmaker  
aschoonmaker@wral.com

## ALL SPORTS RADIO

(\*Rightsholder)

### \*99.9 THE FAN

WCMC (99.9 FM)  
**Program Director:** Dennis Glasgow  
**Hurricanes Insider:** Mike Maniscalco  
**Hosts:** Adam Gold, Joe Oviens, Mark Thomas  
3100 Highwoods Blvd. Suite 140  
Raleigh, NC 27604  
919/890-6101  
mmaniscalco@999thefan.com

### 620 THE BUZZ

WDNC (620 AM | 99.3 FM)  
**Hosts:** Mike Maniscalco, Mark Thomas  
3100 Highwoods Blvd. Suite 140  
Raleigh, NC 27604  
919/875-9100

### PIRATE RADIO

WGHB, (1250 AM)  
WDLX (930 AM)  
P.O. Box 3333  
Greenville, NC 27836  
252/317-1250

### 252RADIO

WWNB (103.9 FM | 1490 AM)  
WAVQ (1400 AM)  
WNOS (105.9 FM | 1450 AM)  
WECU (1570 AM)  
1202 Pollock St.  
New Bern, NC 28560  
252/633-1490

### TRIAD SPORTS NETWORK

WSML (1200 AM)  
WMFR (1230 AM)  
WCOG (1320 AM)  
875 West Fifth St.  
Winston-Salem, NC 27101  
336/777-3900

## OTHER LOCAL RADIO

### CAPITOL BROADCASTING CO.

WRAL (101.5 FM)  
3100 Highwoods Blvd. Suite 140  
Raleigh, NC 27604  
919/890-6101

### CURTIS MEDIA GROUP

WWMY (102.9 FM)  
WBBB (96.1 FM)  
WDTF, (570 AM)  
WKXU, (101.1 FM)  
WKIX, (102.3 FM)  
WPTF (680 AM)  
3012 Highwoods Blvd. Suite 200  
Raleigh, NC 27604  
919/790-9392

### CLEARCHANNEL

WDCG (105.1 FM)  
WDCG HD2 (95.3 FM)  
WRDU (106.1 FM)  
WRSN (93.9 FM)  
WRVA (100.7 FM)  
3100 Smoketree Court, #505  
Raleigh, NC 27604  
919/876-1061  
919/876-8578

# LOCAL MEDIA

## TELEVISION

**WLFL (Channel 22 – CW)**  
3012 Highwoods Blvd.  
Suite 101  
Raleigh, NC 27604  
919/790-9535; **Fax:** 919/878-3877

**WNCN (Channel 17 – NBC)**  
1205 Front St.  
Raleigh, NC 27609  
919/835-6397; **Fax:** 919/836-1687  
**Sports Anchor:** Todd Gibson

**WRAL (Channel 5 – CBS)**  
2619 Western Blvd.  
Box 12000  
Raleigh, NC 27605  
919/821-8600; **Fax:** 919/821-8541  
**Sportscasters:** Jeff Gravley, Ken Medlin  
Mandy Mitchell

**WRAZ (Channel 50 – FOX)**  
2619 Western Blvd.  
Box 12000  
Raleigh, NC 27605  
919/821-8678; **Fax:** 919/821-8541

**WTVD (Channel 11 – ABC)**  
411 Liberty St.  
Durham, NC 27701  
919/687-2326; **Fax:** 919/687-4373  
**Sportscasters:** Mark Armstrong, Joe Mazur,  
Ngozi Ekeledo  
**Photographer:** Charlie Mickens

**Time Warner Cable News**  
2505 Atlantic Ave., Suite 102  
Raleigh, NC 277604  
919/882-4000  
**Sports Director:** Jim Connors  
**Sportscaster:** Ryan Welch

## WIRE SERVICES

**Associated Press**  
4800 Six Forks Rd. #210  
Raleigh, NC 27609  
919/510-8937; **Fax:** 919/834-1078  
**Sports Editor:** Joedy McCreary  
**Reporter:** Aaron Beard  
**Cell:** 919/341-4024

## PHOTOGRAPHER

**Gregg Forwerck**  
**Home:** 704/882-3113  
**Cell:** 704/668-0675

## RALEIGH AREA INFORMATION (Area Code 919)

### TAXI SERVICES

Cardinal Cab, Inc. . . . .	828-3228
Checkers Taxi . . . . .	779-2645
Omni Taxi and Transfer . . . . .	821-0066
Taxi Taxi . . . . .	333-3333
Universal Cab. . . . .	832-3633
USA Taxi . . . . .	877-0515

### AREA HOTELS

Comfort Suites, Arena . . . . .	854-0502
Embassy Suites, Airport . . . . .	677-1840
Embassy Suites, Crabtree Valley . . . . .	881-0833
Hilton Garden Inn . . . . .	840-8088
Marriott, Raleigh City Center. . . . .	833-1120
Marriott, RTP. . . . .	941-6200
Raleigh Marriott, Crabtree Valley . . . . .	781-7000
Renaissance, North Hills . . . . .	571-8773
The Umstead . . . . .	888-678-1711
Washington Duke Inn & Golf Club . . . . .	419-0627

### PUBLIC GOLF COURSES

Crooked Creek . . . . .	557-7529
Eagle Ridge . . . . .	661-6300
Lochmere. . . . .	851-0611
Lonnie Poole (N.C. State) . . . . .	833-3338
Neuse Golf Club . . . . .	550-0550
Pine Hollow . . . . .	553-4554
River Ridge. . . . .	661-8374
UNC Finley Golf Course . . . . .	962-2349

### RESTAURANTS

42nd St. Oyster Bar . . . . .	831-2811
518 West Italian Cafe . . . . .	829-2518
Angus Barn . . . . .	781-2444
Backyard Bistro . . . . .	851-6203
Bella Monica . . . . .	881-9778
Bonefish Grill . . . . .	677-1347
Brio Tuscan Grill. . . . .	881-2048
Buffalo Brothers. . . . .	782-4949
Caffé Luna . . . . .	832-6990
Charlie Goodnight's Restaurant & Comedy Club . . . . .	828-5233
Cheesecake Factory . . . . .	781-0050
Dos Taquitos . . . . .	787-3373
Edwards Mill Bar & Grill . . . . .	783-5447
Five Star Restaurant . . . . .	833-3311
Fox and Hound . . . . .	781-4495
Gravy . . . . .	896-8513
Hérons at The Umstead. . . . .	447-4200
Hibernian Pub . . . . .	833-2258
Irregardless Café . . . . .	833-8898
Lynnwood Grill . . . . .	785-0043
McCormick & Schmick's . . . . .	881-7848
Ole Time Barbecue . . . . .	859-2544
PF Chang's . . . . .	787-7754
The Pit . . . . .	890-4500
Raleigh Times . . . . .	833-0999
Rey's Restaurant . . . . .	380-0122
Rudino's Sports Corner . . . . .	786-4235
Ruth's Chris Steak House (Cary) . . . . .	677-0033
Ruth's Chris Steak House (Raleigh) . . . . .	791-1103
Solas . . . . .	755-0755
Spirits Pub & Grub . . . . .	462-7001
Sullivan's Steak House. . . . .	833-2888
Sushi Blues . . . . .	664-8061
Vivace . . . . .	787-7747
Woody's Sports Tavern & Grille . . . . .	833-3000



**NATIONAL HOCKEY LEAGUE****EXECUTIVE OFFICES****New York**

1185 Avenue of the Americas  
New York, NY 10036  
212/789-2000; *Fax:* 212/789-2020  
*PR Fax:* 212/789-2080

**NHL – Toronto (NHL)**

50 Bay Street, 11th Floor  
Toronto, Ontario, M5J 2X8  
416/359-7900; *Fax:* 416/981-2779  
*PR Fax:* 416/981-2769

**NHL – Montreal**

1800 McGill College Avenue, Ste 2600  
Montreal, Quebec, H3A 3J6  
514/841-9220; *Fax:* 514/841-1070

**NHL COMMUNICATIONS STAFF**

GARY MEAGHER, Executive Vice President, Communications (Toronto)

O: 416-359-7960, C: 416-729-4700, gmeagher@nhl.com

FRANK BROWN, Group Vice President, Communications (Commissioner's office requests)

O: 212-789-2042, C: 347-853-4390, fbrown@nhl.com

JAMEY HORAN, Group Vice President, Event Communications & Player Development

O: 212-789-2785, C: 646-652-9981, jhoran@nhl.com

JOHN DELLAPINA, Group Vice President, Communications

O: 212-789-2115, C: 917-363-7988, jdellapina@nhl.com

BENNY ERCOLANI, Statistician & Information Officer (Toronto)

O: 416-359-7963, C: 416-729-5666, bercolani@nhl.com

GREG INGLIS, Senior Director, News Services

O: 212-789-2065, C: 347-853-2461, ginglis@nhl.com

SCHUYLER BAEHMAN, Director, Event Communications & Player Development

O: 212-789-2097, C: 908-917-0456, sbaehman@nhl.com

NIRVA MILORD, Director, Communications

O: 212-789-2123, C: 917-715-6187, nmilord@nhl.com

JENNIFER MOAD, Director, Communications (Toronto)

O: 416-359-7961, C: 416-527-2852, jmoad@nhl.com

JULIE YOUNG, Director, Communications (Toronto)

O: 416-359-7964, C: 416-605-3550, jyoung@nhl.com

DAVID KEON, Senior Manager, Communications (Toronto)

O: 416-359-7962, C: 416-729-5665, dkeon@nhl.com

TREVOR BJERGSO, Manager, Communications (Toronto)

O: 416-359-7965, C: 416-540-5306, tbjergso@nhl.com

BRENDON CROSSMAN, Manager, Communications (Toronto)

O: 416-359-7978, bcrossman@nhl.com

JASMINE GHAFOR, Manager, Communications (Toronto)

O: 416-359-7968, C: 647-808-4876, jghafour@nhl.com

JOSH BERNSTEIN, Coordinator, Communications

O: 212-789-2609, jbpr@nhl.com

\*Carolina Hurricanes media relations department alumnus

NICOLE BUCKLEY, Coordinator, Event Communications & Player Development

O: 212-789-2066, nicbuckley@nhl.com

LAUREN WOLMAN, Assistant, Event Communications & Player Development

O: 212-789-2052, lwolman@nhl.com

## ORDER OF SELECTION FOR 2015 DRAFT

The NHL Draft Lottery is a weighted lottery system to determine the order of selection for the first 14 picks of the NHL Draft.

The 14 teams that do not qualify for the 2014-15 Stanley Cup Playoffs, or clubs that acquire those clubs' 2015 first-round draft picks, participate in the drawing.

All 14 clubs have a chance at winning the right to the first overall selection. The odds of winning the lottery are determined by the teams' 2014-15 regular-season point totals. The lottery-winning team will draft first overall, with the remaining 13 teams slotted in reverse order of their regular-season point totals.

In the first round of the 2015 NHL Draft, the order of selection is as follows:

- a) The first 14 selections, as determined by the NHL Draft Lottery (see above);
- b) Clubs eliminated in the first two rounds of the 2015 Stanley Cup Playoffs, regular-season division winners excluded, in inverse order of points;
- c) Regular-season division winning clubs eliminated in the first two rounds of the 2015 Stanley Cup Playoffs, in inverse order of points;
- d) Clubs eliminated in the 2015 Conference Finals, in inverse order of points;
- e) Stanley Cup Finalist
- f) Stanley Cup Champion

In the second and subsequent rounds the order of selection is as follows:

- a) Non-playoff clubs in inverse order of points;
- b) Clubs eliminated in the first two rounds of the 2015 Stanley Cup Playoffs, regular-season division winners excluded, in inverse order of points;
- c) Regular-season division winning clubs eliminated in the first two rounds of the 2015 Stanley Cup Playoffs, in inverse order of points;
- d) Clubs eliminated in the 2015 Conference Finals, in inverse order of points;
- e) Stanley Cup Finalist
- f) Stanley Cup Champion

## ENTRY LEVEL PLAYERS

1. Players 18 through 21 years of age when signing their first contract must remain in the entry level system for a period of three years; players age 22 and 23 when signing their first contract are in the entry level system for two years; while those age 24 when signing their first contract are in the entry level system for one year. Players age 25 and older will not be subject to the entry level system and have no limits on their compensation. Age is defined as the player's age on September 15 of the calendar year in which he signs the contract, regardless of his actual age on the date he signs such contract.

2. In the event that a signed 18- or 19-year-old player does not play a minimum of 10 NHL games (regular season and/or playoffs) in his first season under contract, the term of his player contract and his number of years in the entry level system will be extended for a period of one year. The exception to this is a 19-year-old player who turns 20 years of age between September 16 and December 31 in his first contract year.

3. In the event that a player signs his first contract at age 18 and has had his Player Contract extended for one season already, and such player does not play at least 10 NHL games (regular season and/or playoffs) in the second season under that player's Player Contract, then the term of his Player Contract and his number of years in the Entry Level System shall be extended for one additional year.

## INJURED RESERVE LIST

A Club may place a Player on the Injured Reserve List only if such Player is reasonably expected to be injured, ill or disabled and unable to perform his duties as a hockey Player for a minimum of seven (7) days from the onset of such injury, illness or disability.

- Players on the Injured Reserve List may attend team meetings, travel with the Club (at the Club's option) and participate in practice sessions with other Players on the Club's Active Roster.

- Players on Injured Reserve are prohibited from appearing in NHL Games, participating in pre-game warm-ups with their Clubs, or dressing in game uniforms on NHL Game days.

- Players on Injured Reserve and Injured Non-Roster shall have access to the Club's primary training and medical facilities during regular business hours provided, however, that the Club may restrict such Players' access during periods when Players on the Club's Active Roster are expected to be present at such primary training and medical facilities (e.g., pre-game skates, practices, games, medical and physical treatments for other Players) and within a reasonable period of time before and after such time periods.

- A Player who finishes an NHL Season on the Injured Reserve List and continues to be disabled and unable to perform his duties as a hockey Player by reason of the same injury at the time he reports to the Club's Training Camp in the next League Year, will again be eligible to be placed on the Club's Injured Reserve List. For any other Player who fails the Club's initial physical examination in any League Year, or is injured, ill or disabled while not on the Club's Active Roster, he shall not be eligible for, and may not be placed on, Injured Reserve, but instead shall be eligible to be, and may be designated as, Injured Non-Roster.

- Once a Player is placed on the Injured Reserve List, the Club may replace said Player on its NHL Active Roster with another Player, and during such period of his designation as an Injured Reserve Player he will not count against the Club's Active Roster limit, provided, however, that the Injured Reserve Player's Player Salary and Bonuses and his replacement's Player Salary and Bonuses are each included in calculating a Club's Actual Club Salary and Averaged Club Salary, and the Players' Share of the Team Payroll Range System.

## REGULAR SEASON WAIVERS

For purposes of Regular Waivers, the five (5) year exemption for an 18 year old skater and the four (4) year exemption for a 19-year-old skater shall both be reduced to three (3) years commencing the first season that the 18- or 19-year-old skater plays in eleven (11) NHL Games or more. The next two (2) seasons, regardless of whether the skater plays any NHL

Games in either season, shall count as the second and third years toward satisfying the exemption.

For purposes of Regular Waivers, the six (6) year exemption for an 18 year old goalie and the five (5) year exemption for a 19 year old goalie shall both be reduced to four (4) years commencing the first season that the 18 or 19 year old goalie plays in eleven (11) NHL Games or more. The next three (3) seasons, regardless of whether the goalie plays any NHL

Games in any of those three (3) seasons, shall count as the next three (3) years toward satisfying the exemption.

The first season in which a Player who is age 20 or older plays in one (1) or more Professional Games shall constitute the first year for calculating the number of years he is exempt from Regular Waivers.

A Player 25 years old or older who plays in one (1) or more Professional Games in any season shall be exempt from Regular Waivers for the remainder of that season.

For Players age 20 or older, Professional Games include NHL Games, all minor league regular season and playoff games and any other professional games, including but not limited to, play in European leagues when Player is on Loan to such club, and while Player is party to an SPC.

## TIE-BREAKING PROCEDURES

If two or more clubs are tied in points during the regular season, the standing of the clubs is determined in the following order:

1. The fewer number of games played (i.e., superior points percentage).
2. The greater number of games won, excluding games won in a Shootout. This figure is reflected in the ROW column in the League standings.
3. The greater number of points earned in games between the tied clubs. If two clubs are tied, and have not played an equal number of home games against each other, points earned in the first game played in the city that had the extra game shall not be included. If more than two clubs are tied, the higher percentage of available points earned in games among those clubs, and not including any "odd" games, shall be used to determine the standing.
4. The greater differential between goals for and against for the entire regular

season. (A victory in a Shootout counts as one goal for, while a shootout loss counts as one goal against).

## 23-MAN ROSTER

There shall be a maximum of twenty-three (23) Players on each Club's Active Roster at any one time, provided, however, that, on the date of each season's Trade Deadline, a Club's Active Roster may be increased to any number of Players the Club, in its discretion, so determines, subject to the Team Payroll Range System.

## NHL KEY DATES

### SEPTEMBER

- 11 Rookie camps open
- 18 Training camps open
- 21 Preseason schedule begins
- 24 Kraft Hockeyville: Arizona Coyotes at Calgary Flames (Sylvan Lake, Alta.)
- 25 CCM/USA Hockey All-American Prospects Game (Buffalo, N.Y.)
- 30 NHL Board of Governors Meeting (New York, N.Y.)

### OCTOBER

- 7 Opening day playing rosters set (5 p.m. ET)
- 8 Opening night – Regular Season begins
- 8 2014 Molson Canadian NHL Face-Off™ (Toronto, Ont.)
- 8 Kings raise Stanley Cup banner: San Jose Sharks at Los Angeles Kings
- 11 NHL Game Night (all teams in action)
- 20-11/17 Hockey Fights Cancer Awareness Month

### NOVEMBER

- 14 Hockey Hall of Fame Game: Pittsburgh Penguins at Toronto Maple Leafs (Air Canada Centre, Toronto, Ont.)
- 17 Hockey Hall of Fame induction ceremony (Toronto, Ont.)  
Inductees: Rob Blake, Peter Forsberg, Dominik Hasek, Mike Modano (Player category); Pat Burns (Builder category), Bill McCreary (Referee/Linesman category); Media honorees: Kevin Allen, Pat Foley.
- 18 General Managers' Meeting (Toronto, Ont.)
- 26 NHL Founders Day (1917) – 9 games on schedule
- 28 2014 Discover NHL Thanksgiving Showdown™:  
New York Rangers at Philadelphia Flyers (1 p.m. ET)

### DECEMBER

- 1 Signing deadline for Group 2 free agents (5 p.m. ET)
- 4 U.S. Hockey Hall of Fame induction & Celebration of Lester Patrick (Minn/St. Paul, Minn.). Inductees: Karyn Bye Dietz, Brian Rafalski, Jeff Sauer, Lou Vairo.
- 8-9 NHL Board of Governors Meeting (Boca Raton, Fla.)
- 19-27 Holiday roster freeze in effect: For all players on an NHL active roster, injured reserve, or with non-roster and injured non-roster status as of midnight (local time) Dec. 19, a roster freeze shall apply through midnight (local time) Dec. 27, with respect to waivers, trades and loans, subject to the exceptions provided for in CBA Article 16.5 (d).
- 24-26 Holiday break (no scheduled practices – dressing rooms closed)
- 26-1/5 IIHF World Junior Championship (Montreal, Que. & Toronto, Ont.)

### JANUARY

- 1 2015 Bridgestone NHL Winter Classic®: Chicago Blackhawks at Washington Capitals (Nationals Park, Washington, D.C.)
- 13 USHL/NHL Top Prospects Game (Dubuque, Iowa)
- 21 CCM/ECHL All-Star Classic (Orlando, Fla.)

### JANUARY (CON'T)

- 22 CHL/NHL Top Prospects Game (St. Catharines, Ont.)
- 22-26 NHL All-Star Break (no games played)
- 22-25 No scheduled practices – dressing rooms closed
- 24 NHL All-Star Skills Competition™ (Nationwide Arena, Columbus, Ohio)
- 25 60th NHL All-Star Game (Nationwide Arena, Columbus, Ohio)
- 27 NHL Regular Season resumes

### FEBRUARY

- 1 Hockey is for Everyone Month begins
- 14 Scotiabank Hockey Day in Canada (host: Halifax, N.S.)
- 21 2015 Coors Light NHL Stadium Series™: Los Angeles Kings at San Jose Sharks (Levi's® Stadium, Santa Clara, Calif.)
- 20-22 8th Annual Hockey Weekend Across America presented by CCM (USA Hockey)

### MARCH

- 2 Trade deadline (3 p.m. ET)

### APRIL

- 9-11 NCAA Frozen Four (TD Garden, Boston, Mass.)
- 11 Last day of regular season (all teams in action)
- 15 Stanley Cup Playoffs begin
- 16-26 IIHF Under-18 World Championship (Zug and Lucerne, Switzerland)

### MAY

- 1-17 IIHF World Championship (Prague and Ostrava, Czech Republic)
- 21-31 CHL Memorial Cup (Quebec City, Que.)
- 31-6/6 NHL Combine (Buffalo, N.Y.)

### JUNE

- 20 Last possible day for 2014 Stanley Cup Final
- TBA Deadline for first club-elected salary arbitration (later of June 15 or 48 hours after the conclusion of the Stanley Cup Final, 5 p.m. ET)
- 26-27 NHL Draft (BB&T Center, Sunrise, Fla.)

### JULY

- 1 Free agency begins (12:00 p.m. ET)
- 5 Deadline for player-elected salary arbitration notification (5 p.m. ET)
- 6 Deadline for club-elected salary arbitration notification (5 p.m. ET)
- 20-8/4 Salary arbitration hearings held

### AUGUST

- 6 Deadline for salary arbitration decisions to be rendered

**Abduction:** Movement of a joint away from the center of the body.

**AC Joint (Acromioclavicular joint):** Joint of the shoulder where acromion process of the shoulder blade and the distal end of the collarbone meet; most shoulder separations occur at this point.

**Adduction:** Movement of a joint toward the center of the body.

**Adhesion:** Abnormal adherence of collagen fibers to surrounding structures during immobilization following trauma or as a complication of surgery which restricts normal elasticity of the structures involved; or scar tissue which forms after trauma or surgery which can restrict normal motion.

**Aerobic:** Exercise in which energy needed is supplied by oxygen inspired and is required for sustained periods of vigorous exercise with a continually high pulse rate.

**Anabolic Steroids:** Steroids that promote tissue growth by creating protein in an attempt to enhance muscle growth. The main anabolic steroid is testosterone (male sex hormone).

**Anaerobic:** Exercise without the use of oxygen as an energy source; short bursts of vigorous exercise.

**Anterior Cruciate Ligament (ACL):** A primary stabilizing ligament within the center of the knee joint that prevents hyperextension and excessive rotation of the joint. A complete tear of the ACL necessitating reconstruction could require up to 12 months of rehabilitation.

**Anti Inflammatory:** Any agent which prevents inflammation, such as aspirin or ibuprofen.

**Arteriogram:** A film demonstrating arteries after injection of a dye.

**Arthrogram:** X ray technique for joints using air and/or dye injected into the affected area; useful in diagnosing meniscus tears of the knee and rotator cuff tears of the shoulder.

**Arthroscope:** An instrument used to visualize the interior of a joint cavity.

**Arthroscopy:** A surgical examination of the internal structures of a joint by means of observation through an arthroscope. An arthroscopic procedure can be used to remove or repair damaged tissue or as a diagnostic procedure in order to inspect the extent of any damage or confirm a diagnosis.

**Atrophy:** To shrivel or shrink from disuse; as in muscular atrophy.

**Baker's Cyst:** Localized swelling of a bursa sac in the back of the knee as a result of fluid that has escaped from the knee capsule. A Baker's cyst indicates that there is a trauma inside the knee joint that leads to excessive fluid production.

**Bone Scan:** An imaging procedure in which a radioactive labeled substance is injected into the body to determine the status of a bone injury. If the radioactive substance is taken up by the bone at the injury site, the injury will show as a 'hot spot' on the scan image. The bone scan is particularly useful in the diagnosis of stress fractures.

**Bursa:** A fluid filled sac located in areas where friction is likely to occur. The bursa sac minimizes the friction, for example, between a tendon and bone.

**Cartilage:** Smooth, slippery substance preventing two ends of bones from rubbing together and grating. Most joints use this to cover bones next to each other. A meniscus is made of cartilage.

**CAT Scan (Computerized Tomography):** Use of a computer to produce a cross-sectional view of the anatomical part being investigated from x ray data.

**Chondromalacia:** Roughening of the articular cartilage. Best known for the roughening of the underside of the kneecap, which can occur in any kneecap injury.

**Clavicle:** Collarbone; the bone connecting the breastbone with the shoulder blade.

**Closed Reduction:** Re-alignment of a fracture or dislocation without surgery.

**Coccyx:** The 'tailbone,' a group of four vertebrae that are fused together to form a small triangular bone, located at the terminal end of the spine.

**Concussion:** Jarring injury of the brain resulting in dysfunction. It can be graded as mild, moderate or severe, depending on loss of consciousness, amnesia and loss of equilibrium.

**Contusion:** An injury to a muscle and tissues caused by a blow from a blunt object.

**Corticosteroids:** Used to suppress joint inflammation and inflammation in a bursa or near tendons.

**Cryotherapy:** A treatment with the use of cold.

**Cyst:** Abnormal sac containing liquid or semi solid matter.

**Degenerative Joint Disease:** Changes in the joint surfaces as a result of repetitive trauma and 'wear and tear'.

**Deltoid Ligament:** Ligament that connects the tibia to bones of the medial aspect of the foot and is primarily responsible for stability of the ankle on the medial side. Is sprained less frequently than other ankle ligaments.

**Deltoid Muscle:** Muscles at the top of the arm, just below the shoulder, responsible for shoulder motions in the front, side and back.

**Disc, Intervertebral:** A flat, rounded plate between each vertebrae of the spine. The disc consists of a thick fiber ring which surrounds a soft gel like interior. It functions as a cushion and shock absorber for the spinal column.

**Dislocation:** Complete displacement of joint surfaces.

**Electromyogram (EMG):** Test to determine nerve function.

**Epicondylitis:** Inflammation of tendons at the elbow due to overuse. Common in tennis players (outer part of elbow) and golfers (inner part of elbow).

**Etiology:** Study of the cause of injury and disease.

**Extension:** Action of straightening of a joint as achieved by an extensor muscle.

**Fascia:** A connective tissue sheath consisting of fibrous tissue and fat which unites the skin to the underlying tissue.

**Fat Percentage:** The amount of body weight that is adipose, fat tissue. Fat percentage can be calculated by underwater weighing, measuring select skinfold thickness or by analyzing electrical impedance.

**Femur:** Thighbone; longest bone in the body.

**Fibula:** Smaller of the two bones in the lower leg; runs from the knee to the ankle along the outside of the lower leg.

**Flexibility:** The ability of muscle to relax and yield to stretch forces.

**Fracture:** Breach in continuity of a bone. Types of fractures include simple, compound, comminuted, greenstick, incomplete, impacted, longitudinal, oblique, open, stress or transverse.

**Glenohumeral:** The shoulder girdle; consists of the glenoid capsule, head of the humerus and labrum.

**Glenoid:** Cavity of the scapula into which the head of the humerus fits to form the shoulder girdle.

**Glenoid Labrum:** A rim of fibrocartilaginous tissue attached around the margin of the glenoid fossa.

**Grade One Injury:** A mild injury in which ligament, tendon or other musculoskeletal tissue may have been stretched, but not torn or otherwise disrupted.

**Grade Two Injury:** A moderate injury in which musculoskeletal tissue has been partially, but not totally torn, causing appreciable limitation in function of the injured tissue.

**Grade Three Injury:** A severe injury in which tissue loss has been significant, and in many cases, totally torn or otherwise disrupted, causing a virtual loss of function.

**Groin:** Junction of the thigh and abdomen, location of muscles that rotate, flex and adduct the hip.

**Hammer Toe:** Condition when the first digit of a toe is at a different angle than the remaining digits of the same toe.

**Hamstring:** Category of muscle that runs from the buttocks to the knee along the back of the thigh. It functions to flex the knee and is often times injured as a result of improper conditioning or lack of muscle flexibility.

**Hemarthrosis:** Accumulation of blood within a joint as a result of an acute injury.

**Hematoma:** Mass produced by an accumulation of coagulated blood in a cavity or in soft tissues.

**High Ankle Sprain:** Disruption of thick connective tissue between the tibia and fibula above the ankle joint.

**Hip Pointer:** Contusion to the iliac crest.

**Hydrotherapy:** Treatment using water.

**Hyperextension:** Extreme extension of a limb or body part.

**Ice and Stimulation:** Use of ice to reduce inflammation and muscle stimulation by surface electrodes to maintain muscle strength used in rehabilitation of injury.

**Iliotibial Band:** A thick, wide fascial layer that runs from the iliac crest to the knee joint on the outside of the thigh.

**Inflammation:** The body's natural response to injury in which the injury site might display various degrees of pain, swelling, heat, redness and/or loss of function.

**Isometric Contraction:** Muscular contraction in which tension is developed but no mechanical work is done.

**Labrum (Labrum Glenoidule):** The cartilage of the glenoid cavity in the shoulder. A lip edged or lip like structure.

**Lateral Collateral Ligament (LCL):** Ligament of the knee along the outer aspect that connects the femur to the fibula. It provides lateral stability to the joint.

**Ligament:** Band of fibrous tissue that connects bone to bone or bone to cartilage and supports and strengthens joints.

**Magnetic Resonance Imaging (MRI):** Imaging procedure in which a radio frequency pulse causes certain electrical elements of the injured tissue to react to this pulse and through this process a computer display and permanent film establish a visual image. MRI does not require radiation and is very useful in the diagnosis of soft tissue, disc and meniscus injuries.

**Mandible:** Jaw bone.

**Medial Collateral Ligament (MCL):** Ligament of knee along the inner aspect that connects the femur to the tibia.

**Meniscus:** Crescent-shaped cartilage, usually pertaining to the knee joint; also known as cartilage. There are two menisci in the knee: medial and lateral. These work to absorb weight within the knee and provide stability.

**Metacarpals:** Five long bones of the hand, joining the fingers to the wrist.

**Metatarsals:** Five long bones of the foot, running from the ankle to the toes.

**Myositis:** Inflammation of a muscle.

**Open Reduction:** Re-alignment of a fracture or dislocation with surgery.

**Orthotic:** Any device applied to or around the body of physical impairment of disability. Commonly used to control foot mechanics.

**Osteochondritis Dessicans:** A piece of bone and/or cartilage loosened from its attachment after trauma and a cause of a lesion.

**Osteomyelitis:** An inflammatory disease of bone caused usually by infection with streptococcus or staphylococcus bacteria.

**Patella:** The kneecap. The patella functions to protect the distal end of the femur as well as increase the mechanical advantage and force generating capacities of the quadriceps muscle group.

**Plantar Fasciitis:** Inflammation of the plantar (a thick tissue on the bottom of the foot which helps create the arch) fascia; associated with overuse or acute foot injury.

**Posterior Cruciate Ligament (PCL):** A primary stabilizing ligament of the knee that provides significant stability and prevents displacement of the tibia backward within the knee joint. A complete tear of this ligament necessitating reconstruction could require up to 12 months of rehabilitation.

**Quadricep Muscles:** A group of four muscles of the front thigh that run from the hip and form a common tendon at the patella; they are responsible for knee extension.

**Radius:** Bone in the forearm from elbow to the thumb side of the wrist.

**Reconstruction:** Surgical rebuilding of a joint using natural, artificial or transplanted materials.

**Rotator Cuff:** Comprised of four muscles in the shoulder area that can be irritated by overuse. The muscles are the supraspinatus (most commonly injured), infraspinatus, teres minor and subscapularis.

**Sacroiliac:** Junction of the sacrum, the lower back bone, with the pelvis.

**Sacrum:** Group of five fused vertebrae located just below the lumbar vertebrae of the lower back, which form part of the pelvis.

**Scapula:** Shoulder blade.

**Sciatica:** Irritation of the sciatic nerve resulting in pain or tingling running down the inside of the leg.

**Sciatic Nerve:** Major nerve that carries impulses for muscular action and sensations between the low back and thigh and lower leg; it is the longest nerve in the body.

**Shin Splint:** A catch all syndrome describing pain in the shin that is not a fracture or tumor and cannot be defined otherwise.

**Spleen:** Large, solid organ responsible for the normal production and destruction of blood cells located under the left rib cage.

**Spondylosis:** Abnormal vertebral fixation or immobility, or a general term for arthritis of the spine.

**Sprain:** Injury resulting from the stretching or twisting of the joint and causes various degrees of stretching or tearing of a ligament or other soft tissue at the joint.

**Strain:** Injury resulting from a pulling or torsion to the muscle or tendon that causes various degrees of stretching or tearing to the muscle or tendon tissue.

**Stress Fracture:** A hair line type of break in a bone. Caused by overuse.

**Subluxation:** Partial dislocation of a joint. The term usually implies that the joint can return to a normal position without formal reduction.

**Synovial Fluid:** Lubricating fluid for joints and tendons, produced in synovium, or the inner lining of a joint.

**Synovitis:** Inflammation of the synovial lining of a joint.

**Talus:** The ankle bone that articulates with the tibia and fibula to form the ankle joint.

**Tarsals:** Group of seven bones of the foot consisting of the calcaneus, talus, cuboid and three cuneiform bones.

**Tendinitis:** Inflammation of the tendon and/or tendon sheath, caused by chronic overuse or sudden injury.

**Tendon:** Tissue that connects muscle to bone.

**Tenosynovitis:** Swelling or inflammation of a tendon sheath caused by calcium deposits, repeated strain or trauma.

**Tibia:** Shin bone; larger of the two bones of the lower leg and is the weight bearing bone of the shin.

**Transcutaneous Electrical Nerve Stimulator (TENS):** An electrical modality that sends a mild current through pads at the injury site which stimulates the brain to release the natural analgesic endorphin.

**Transverse Process:** Small lateral projection off the right and left side of each vertebrae that functions as an attachment site for muscles and ligaments of the spine.

**Triceps:** Muscle of the back of the upper arm, primarily responsible for extending the elbow.

**Ulna:** Inner bone of the forearm that runs from the tip of the elbow to the little finger side of the wrist.

**Ulnar Nerve:** Nerve in the elbow commonly irritated from excessive throwing.

**Ultrasound:** An electrical modality that transmits a sound wave through an applicator into the skin to the soft tissue in order to heat the local area for relaxing the injured tissue and/or disperse edema... Also a type of imaging study for certain body areas.

**"Wind Knocked Out":** Syndrome describing a contraction of the abdominal nerve trunk, the solar plexus, as a result of an abdominal contusion.

# HOW TO FIGURE

**\*\* NOTE:** No individual skater/goaltender statistics apply for the shootout

<b>ASSIST:</b>	An assist is awarded to the player or players (maximum of two) who touched the puck prior to the goal, provided no defender plays or possesses the puck in between.
<b>GAME PLAYED:</b>	A player receives credit for playing in a game if: i) he steps on the ice during time played or; ii) serves any penalty.
<b>GAME-WINNING GOAL:</b>	After the final score has been determined, the goal which leaves the winning Club one goal ahead of its opponent is the game-winning goal (example: if Team A beats Team B 8-3, the player scoring the fourth goal for Team A receives credit for the game-winning goal).
<b>GOAL:</b>	A goal is awarded to the last player on the scoring Club to touch the puck prior to the puck entering the net.
<b>GOALS-AGAINST AVERAGE:</b>	Multiply goals allowed (GA) by 60 and divide by minutes played (MINS).
<b>GOALTENDER:</b>	A goaltender receives a "W" for a win in regulation, overtime or shootout; an "L" for a loss in regulation; or an "OT" for a loss in overtime or shootout.
<b>PENALTY-KILLING PCT.:</b>	Subtract total number of power-play goals allowed from total number of shorthanded situations to get total number of power-plays killed. Divide the total number of power-plays killed by the total number of shorthanded situations.
<b>PLUS-MINUS:</b>	A player receives a "plus" if he is on the ice when his Club scores an even-strength or shorthand goal. He receives a "minus" if he is on the ice for an even-strength or shorthand goal scored by the opposing Club. The difference in these numbers is considered the player's plus-minus statistic.
<b>POWER-PLAY GOAL:</b>	<p>A goal scored by a Club while it has a manpower advantage due to an opponent's penalty. Following are some examples of what is and is not considered a power-play goal:</p> <ul style="list-style-type: none"><li>• if a Club has an advantage on a minor penalty starting at 2:02 of the period and it scores at 4:02, the goal is not a power-play goal.</li><li>• if a Club scores on a delayed penalty, the goal is not a power-play goal.</li><li>• if a Club has an advantage due to a five-minute major or match penalty, that Club is always credited with having one more advantage than the number of power-play goals it scores during that advantage, because the penalty does not expire. A new advantage begins after each power-play goal. For example, if Team A scores three goals during a major penalty, it is credited with four advantages.</li><li>• if a Club is on a power-play for any length of time, it is considered to have had an advantage.</li><li>• if a minor penalty is incurred by a Club on a power-play due to a major penalty, a new advantage is given to that Club when its minor penalty expires, provided the opponent's major penalty is still in effect.</li></ul>
<b>POWER-PLAY PERCENTAGE:</b>	Total number of power-play goals divided by total number of power-play opportunities.
<b>SAVE PERCENTAGE:</b>	Subtract goals allowed (GA) from shots against (SA) to determine saves. Then divide saves by shots-against.
<b>SHOOTING PERCENTAGE:</b>	Divide the number of goals scored by the number of shots taken.
<b>SHORTHANDED GOAL:</b>	A goal scored by a Club while it is at a manpower disadvantage. The same cases apply for shorthand as for power-play goals, but in the opposite manner.
<b>SHOT ON GOAL:</b>	If a player shoots the puck with the intention of scoring and if that shot would have gone in the net had the goaltender not stopped it, the shot is recorded as a "shot on goal".
<b>SHUTOUT:</b>	If two goaltenders combine for a shutout, neither receives credit for the shutout. Instead it is recorded as a Club shutout.
<b>TENTHS OF A SECOND:</b>	If a penalty or goal occurs in the last minute, the time is rounded off to the previous second (ex: if a penalty is called with 12.4 seconds left in a period, the time is indicated as 19:47 and not 19:48.)
<b>COACHES RECORD:</b>	A coach receives a "W" for a win in regulation, overtime or shootout; an "L" for a loss in regulation; or an "OT" for a loss in overtime or shootout.



# 2014-15 CAROLINA HURRICANES SEASON SCHEDULE

TICKETS: 1-866-NHL-CANES (1-866-645-2263) | CAROLINAHURRICANES.COM/TICKETS

## SEPTEMBER P PRESEASON

SUN	MON	TUE	WED	THU	FRI	SAT
CBJ 1:30 P 21	22	BUF 7:00 P 23	NYI 7:00 P 24	25	26	27
28	© 29	STL 8:00 P 30				

## OCTOBER ☆ OPENING NIGHT

SUN	MON	TUE	WED	THU	FRI	SAT
			CBJ 7:00 P 1	2	BUF 7:00 P 3	4
WSH 3:00 P 5	6	© 7	8	9	NYI 7:00 ★ 10	NYI 7:00 11
12	13	BUF 7:30 14	15	NYR 7:00 16	17	18
19	20	WPG 8:00 21	22	CGY 9:00 23	EDM 9:30 24	25
26	27	VAN 10:00 28	29	30	31	

## NOVEMBER

SUN	MON	TUE	WED	THU	FRI	SAT
						ARI 1
LA 5:00 2	3	CBJ 7:00 4	5	© 6	CBJ 7:00 7	WSH 8:00 8
9	CGY 7:00 10	11	12	WPG 7:00 13	14	BOS 1:00 15
SJ 5:00 16	17	DAL 8:30 18	19	LA 10:30 20	21	COL 9:00 22
23 30	24	25	FLA 7:30 26	27	PIT 7:00 28	PIT 7:00 29

## DECEMBER

SUN	MON	TUE	WED	THU	FRI	SAT
	© 1	NSH 7:00 2	3	WSH 7:00 4	5	6
DET 5:00 7	NJ 7:00 8	9	10	TB 7:30 11	12	PHI 1:00 13
14	15	MTL 7:30 16	17	TOR 7:00 18	19	NYR 7:00 20
NYR 7:00 21	22	NJ 7:00 23	24	25	26	TB 7:00 27
28	MTL 7:00 29	30	PIT 7:00 31			

HOME AWAY

Third Jersey White Jersey © Coors Light Canes Corner at Backyard Bistro

South Plaza Party Carolina Ale House Cool Bars

## JANUARY

SUN	MON	TUE	WED	THU	FRI	SAT
				1	PHI 7:00 2	3
BOS 1:00 4	5	NSH 8:00 6	© 7	BUF 7:00 8	9	STL 8:00 10
11	12	COL 7:00 13	14	15	VAN 7:00 16	OTT 7:00 17
18	TOR 7:30 19	20	21	22	23	24
25	26	TB 7:30 27	28	© 29	STL 7:00 30	NYR 7:00 31

## FEBRUARY

SUN	MON	TUE	WED	THU	FRI	SAT
1	2	ANA 10:00 3	4	ARI 9:00 5	6	SJ 10:30 7
8	© 9	10	11	ANA 7:00 12	13	MIN 8:00 14
15	OTT 7:30 16	NYI 7:00 17	18	© 19	TOR 7:00 20	NJ 7:00 21
22	23	PHI 7:00 24	25	© 26	WSH 7:00 27	NYI 5:00 28

## MARCH

SUN	MON	TUE	WED	THU	FRI	SAT
1	CHI 8:30 2	3	© 4	5	MIN 7:00 6	7
EDM 3:00 8	9	CBJ 7:00 10	11	DAL 7:00 12	13	FLA 7:00 14
CBJ 5:00 15	16	OTT 7:00 17	18	MTL 7:30 19	20	NYR 7:00 21
22	CHI 7:00 23	24	25	PIT 7:00 26	27	NJ 7:00 28
BOS 5:00 29	30	WSH 7:00 31				

## APRIL

SUN	MON	TUE	WED	THU	FRI	SAT
			1	FLA 7:30 2	3	PHI 1:00 4
5	BUF 7:00 6	DET 7:30 7	8	PHI 7:00 9	10	DET 7:00 11

All 2014-15 Games can be heard on the Hurricanes Radio Network and its flagship station, 99.9 FM The Fan ESPN Radio.

All 2014-15 Games Televised and available in High Definition. For a full broadcast schedule, visit [CarolinaHurricanes.com](http://CarolinaHurricanes.com).







[CAROLINAHURRICANES.COM](http://CAROLINAHURRICANES.COM)