



2014-15  
**CALGARY FLAMES**  
**MEDIA GUIDE**

[calgaryflames.com](http://calgaryflames.com)



[/NHLFlames](https://www.facebook.com/NHLFlames)



[@NHLFlames](https://twitter.com/NHLFlames)



**NEW FOR THE 2014-15 SEASON**

16 | BRIAN  
McGRATTAN



5 | MARK  
GIORDANO



## FANATTIC STORE LOCATIONS

Calgary Airport  
2000 Airport Rd. N.E.  
Calgary, AB  
403-571-9755

Scotiabank Saddledome  
555 Saddledome Rise S.E.  
Calgary, AB  
403-571-9770

North Hill Centre  
1632 - 14th Ave. N.W.  
Calgary, AB  
403-338-2080

[www.flamesport.com](http://www.flamesport.com) or call: 1-877-477-2177



Calgary's Authentic Team Store



# 2014-15 Calgary Flames MEDIA GUIDE

FLAMES 34<sup>TH</sup> SEASON

MEMBER OF THE NHL FOR 42 SEASONS

## CALGARY FLAMES HOCKEY CLUB

Scotiabank Saddledome, P.O. Box 1540, Station M, Calgary, AB, Canada T2P 3B9

Phone: 403-777-2177 | Fax: 403-777-2199 | calgaryflames.com

## TABLE OF CONTENTS

Flames Directory	4
Media Guidelines Summary	5
History of the Franchise	6
Owners' Biographies	7-8
Ken King	9
Brian P. Burke	10-11
Hockey Club Personnel	12-22
Hockey Club Office Staff	23
Hockey Hall of Fame	24-27
Flames All-Star Selections	28
Flames All-Time Trophy Winners	29
Flames Foundation for Life	30-32
Community Relations	33-34
Player Programs	35-36
McCaig Award & Scurfield Award	37
<b>THE PLAYERS</b>	<b>38-101</b>
<b>IN THE SYSTEM</b>	<b>102-128</b>
2014-15 Training Camp Roster	129
Flames Draft History	130-134
GM/Coaches	135
Coaching Stats	136
Captains/1000th Game	137
<b>FLAMES YEAR-BY-YEAR RESULTS</b>	<b>138-172</b>
Game-by-Game Results	173-186
<b>2012-13 RESULTS</b>	
NHL Stats 2013-14	188
Flames Highs & Lows	189-191
Flames 2013-14 Team Scoring	192
Flames 2013-14 Individual Goals	193
Scoring Breakdown	194-195
Flames 2013-14 Overall Results	197-198
Flames Home Results/Road Results	199-200
Stanley Cup Results/Divisional Alignment	201
<b>FLAMES VS NHL TEAMS 2013-14</b>	<b>202-231</b>

## FLAMES ALL-TIME TEAM RECORDS

Flames All-Time Team Records - Overall	233
Flames All-Time Records - Home and Road	234-235
Flames Overtime Results	236-238
Flames Month by Month All-Time Records	239
Opening Game /Home Attendance	240
Flames - Yearly Leaders	241
Flames - Penalty Shots	242-243
Flames All-Time Leaders	244-246
Flames All-Time Top Seasons	247-249
Flames Career Scoring	250-254
Flames Career Goaltenders	255
Flames Lifetime Shutouts	256-259
Flames Home & Road vs. NHL	260-261
Flames All-Time Team Records	262-263
Flames All-Time Individual Records	264-265

## PLAYOFF RECORDS

All-Time Flames vs. Other Teams	267
Flames All-Time Playoff Results	268-269
Flames Playoff All-Time Leaders	270-272
Flames Playoff Team Records	272-276
Flames Playoff Individual Records	276-279
Flames All-Time Playoff Series Record	279-280
Flames All-Time Roster	281-290
Flames All-Time Sweater Roster	291-295
2014-15 NHL On-Ice Officials	296
2014-15 Critical Dates Calendar	297
Abbotsford Heat	298
Abbotsford Heat 2013-14 Regular Season Schedule	299
American Hockey League Final Standings	300
Abbotsford Heat 2013-14 Scoring	301-302
Abbotsford Heat 2013-14 Playoff Scoring	303
Calgary Hitmen	304-305
Calgary Roughnecks	306-307
Calgary Stampeders	308
Scotiabank Saddledome Seating Bowl	309
2014-15 Calgary Flames Schedule	310

EDITORS: Peter Hanlon, Sean Kelso, Greger Buer  
STATISTICS CONTRIBUTORS: Bill Evans, Elias Sports Bureau  
PHOTOGRAPHY: Gerry Thomas, Brad Watson, Janette Ahrens,  
Clint Trahan, Getty Images  
GRAPHIC DESIGN: Kimberley Colonna  
ADDITIONAL DESIGN: Colleen Little, Chris Huey,  
Danielle Goudie, Laura Wheeler  
EDITORIAL ASSISTANCE: Janis Lee

The Calgary Flames Media Guide is published by  
the Calgary Flames Hockey Club

Copyright 2014 Calgary Flames Hockey Club.  
All rights reserved.

The information and photos contained in this  
Media Guide cannot be used for commercial purposes without the  
prior written consent of the Calgary Flames Hockey Club.



# CLUB DIRECTORY

## OWNERS

N. Murray Edwards (Chairman), Alvin G. Libin, Allan P. Markin,  
Jeff McCaig, Clayton H. Riddell

## EXECUTIVE

President & Chief Executive Officer	Ken King
Chief Operating Officer	John Bean
President, Hockey Operations	Brian Burke
General Manager	Brad Treiving
Sr. VP/Assistant GM	Michael Holditch
VP, Building Operations	Libby Raines
VP, Finance and Administration	Ken Zaba
VP, Advertising, Sponsorship & Marketing	Jim Bagshaw
VP, Sales	Rollie Cyr
VP, Communications	Peter Hanlon
VP, Business Development	Jim Peplinski
VP, Food & Beverage	Doug Collier
Director, Business Analytics	Deniece Kennedy
Director, Retail	Brent Gibbs

## HOCKEY CLUB PERSONNEL

President, Hockey Operations	Brian Burke
General Manager	Brad Treiving
Assistant GM	Craig Conroy
Sr. VP/Assistant GM	Michael Holditch
Assistant GM	Brad Pascall
Director, Hockey Administration	Mike Burke
Director, Player Development	Ron Sutter
Director, Player Development	Troy Crowder
Director, Amateur Scouting	Tod Button
Director, Video & Statistical Analysis	Chris Snow
Head Coach	Bob Hartley
Associate Coach	Jacques Cloutier
Assistant Coach	Martin Gelinas
Assistant Coach, Video	Jamie Pringle
Goaltending Coach	Jordan Sigalet
Skills Coach	Domenic Pittis
Team Services Manager	Sean O'Brien
Exec. Asst. to President, Hockey Operations & GM	Brenda Koyich
Exec. Asst. to Sr. VP Hockey Ops & AGM	Anita Cranston
Pro Scouts	Michel Goulet, Steve Leach, Derek MacKinnon, Steve Pleau, David Volek
Scouts	Frank Anzalone, Jim Cummins, Terry Doran, Brad McEwen, Ari Haanpaa, Bobbie Hagelin, Bob MacMillan, Fred Parker, Rob Sumner, Todd Woodcroft, PT: Pierre Lamoureux, Eric Soltys, Ritchie Thibeau

## MEDICAL | TRAINING STAFF

Strength & Conditioning Coach	Ryan van Asten
Athletic Therapist	Morris Boyer
Assistant Athletic Therapist	Schad Richea
Physiotherapist	Kent Kobelka
Equipment Manager	Mark DePasquale
Assistant Equipment Manager	Corey Osmak
Massage Therapist	Bryan Lentz
Dressing Room Attendant	Ben Dumaine
Head Physician	Dr. Kelly Brett
Team Physician/Sports Medicine	Dr. Jim Thorne

Team Orthopedic Surgeons

Dr. Nicholas Mohtadi,  
Dr. Richard Boorman

Team Dentist

Dr. Bill Blair, Dr. Kristin Yont  
Dr. Derek Gaume

Team Optometrist

## ADIRONDACK FLAMES

Head Coach	Ryan Huska
Assistant Coach	Todd Gill
Goaltending Development Coach	Scott Gouthro
Strength & Conditioning Coach	Michael Thompson
Equipment Manager	Peter Bureaux
Therapist	Marc Paquet
Video Coach/Team Services	Adam Berger

## COMMUNICATIONS

VP, Communications	Peter Hanlon
Director, Communications & Media Relations	Sean Kelo
Coordinator, Public Relations	Greger Buer
Administrative Assistant, Communications	Bernie Hargrave

## ADMINISTRATION

Chief Operating Officer	John Bean
Chief Financial Officer	Cam Olson
Exec. Asst. to President/CEO	Judy O'Brien
Director, Business Analytics	Deniece Kennedy
Director, Human Resources	Betty Mah

## MARKETING | TICKETING

VP, Advertising, Sponsorship & Marketing	Jim Bagshaw
VP, Sales	Rollie Cyr
VP, Business Development	Jim Peplinski
Senior Director, Sponsorship & Sales	Pat Halls
Director, Corporate Sponsorship	Kevin Gross
Director, Sponsorship & Sales	Michelle Everett
Director, Sponsorship & Sales	Mark Stiles
Executive Assistant, Marketing	Suzanna Chapman
Executive Assistant to VP, Sales, Customer Service & Ticketing	Tracy Wood
Director, Sales	Mike Mungliello
Director, Sales & Executive Suites	Mike Franco
Director, Customer Service	Mark Least
Director, Broadcast & Production	Carlo Petrini
Director, Retail	Brent Gibbs
Director, Marketing	Jillian Frechette
Manager, Creative Services	Laura Wheeler
Manager, Digital Content	Jason Johnson

## SCOTIABANK SADDLEDOME

VP, Operations	Libby Raines
VP, Food & Beverage	Doug Collier
Director, Building Operations	Trent Anderson
Manager, Building Operations	Andrew Higgins
Senior Food Services Manager	Sheila Parisien
Manager, Security & Loss Prevention	Bob Godun

## AFFILIATES

Radio Affiliate	The FAN 960 (960 AM)
TV Affiliate	Rogers Sportsnet, CBC-TV, TSN



# MEDIA GUIDELINES



Peter Hanlon  
VP, COMMUNICATIONS



Sean Kelso  
DIRECTOR, MEDIA RELATIONS



Greger Buer  
COORDINATOR, PUBLIC RELATIONS



Bernie Hargrave  
ADMINISTRATIVE ASSISTANT,  
COMMUNICATIONS

## REGULAR SEASON PRACTICE ACCESS

- Standard practice time will be 11:00 a.m. and game day skates at 10:30 a.m. Please note practice times may vary. We will make every effort to inform you in the event of a schedule change.
- The dressing room will remain closed before and during practice. When the dressing room door is closed, access is not permitted.
- Access to the dressing room will be granted following practice per NHL regulations: five minutes following first group of players (who participated in the practice) leaving the ice for no less than 30 minutes. In the event of a meeting, the dressing room will be open until the meeting begins and again following the meeting for at least 30 minutes.
- Media access is permitted in the main locker room and foyer.
- Media access to the home players' bench is not permitted during practice.
- Bob Hartley will be available within 20 minutes following practice in a media conference format in a designated area near the dressing room. Individual interview (one-on-one) requests will only be granted in special circumstances and on advance notice.

## GAME DAY AND POST-GAME

- On request, players will be available to the media for interviews for a 30 minute period up to 90 minutes prior to game time. Preferably, media interviews should be conducted following the morning practice.
- Requests for players/coaches for broadcast pre-tape interviews must be made to the communications department before 11:00 a.m. on game day. In the case of "quick hits", please provide with at least two minutes remaining in the period with a back-up option.
- Dressing room will open to media five minutes after the game with same areas as stated above available for interviews.
- Bob Hartley will be available (in a media conference format) within 20 minutes of the conclusion of the game. The post game media conference will take place in the media lounge. The dressing room will remain open during the coach's press conference.
- Please request credentials 24 hours in advance of the game to which you have been assigned to cover. In the case of full-time credential media, please inform us, when possible, if you are not attending a particular game.

## PHOTOGRAPHY/TELEVISION CAMERAS

- Please follow credential guidelines outlined above. Freelance photographers will only be granted credentials when on assignment from a media outlet.
- Photographers/Cameras are permitted to shoot Flames practice from the visiting team bench or stands only.
- Television rightsholders may place one handheld camera on the bench during warm-up once the players have taken the ice (local - home bench only).
- Photographers will be guaranteed one location for the first period. Other period shooting locations will be coordinated during the game. Please respect sight lines of spectators at all times.
- Any live news shots utilizing the playing surface as a backdrop must conclude 30 minutes before television broadcast begins.
- As per NHL policy, non-rightsholders are not permitted to record highlights during games. Highlights will be available through Telus Operations Center, **800-332-1083**.

## FLAMES MEDIA INFORMATION LINE

- For information and times for Flames practices, news conferences and other events call the Flames Media Information Line at 403-777-3666 for a pre-recorded message.

**PHONE** 403-777-2177

**PR FAX** 403-777-2195

**MEDIA HOTLINE** 403-777-3666

[calgaryflames.com](http://calgaryflames.com)

\*This is a summary of the comprehensive NHL media/broadcast access policies.



# HISTORY OF THE FRANCHISE

The Calgary Flames will mark their 34th NHL season and 35th year in Calgary with the 2014-15 campaign.

Since their arrival in 1980, the team has captivated hockey fans with their on-ice success, including a Stanley Cup victory in 1989, while establishing a solid off-ice reputation for community involvement through millions of dollars in contributions to charitable organizations throughout southern Alberta.

On May 21, 1980, Nelson Skalbania and a group of Calgary entrepreneurs consisting of Doc and B.J. Seaman, Harley Hotchkiss, Norm Green, Ralph Scurfield and Norman Kwong announced the acquisition of the Atlanta Flames franchise and declared their intention to relocate the team to Alberta.

In August 1981, Skalbania sold his interest to the Calgary contingent, and the remaining six local businessmen continued to hold exclusive ownership until June 15, 1990, when Norm Green left to become owner of the Minnesota North Stars (now Dallas Stars). On August 8, 1994, further revisions to the ownership structure saw the addition of six new investors and the departure of two of the team's original owners (Norman Kwong and Sonia Scurfield).

Subsequent changes have resulted in the current group of owners: Chairman N. Murray Edwards, owner and president of Edo Financial Holdings Ltd.; Alvin G. Libin, president and CEO of Balmon Investments Ltd.; Allan P. Markin, founder of the Pure North S'Energy Foundation; Jeffrey J. McCaig, chairman and CEO of Trimac Transportation and chairman and director of Bantrel Company; and Clayton H. Riddell, CEO of MGM Energy Corp. and chairman of the board of Perpetual Energy Inc. and Trilogy Energy Corp., as well as Byron J. Seaman, one of the ownership group's original members.

On October 9, 1980, in their inaugural game at the Stampede Corral, the Calgary Flames battled the Quebec Nordiques to a 5-5 tie. The team played a total of 146 league, playoff and exhibition games at the Corral, losing only 28 regular season and four playoff games in three seasons, before moving across the street to the Saddledome in October 1983. The Flames formally assumed management of the Saddledome on August 1, 1994, and after extensive renovations, the venue was reopened on October 25, 1995.

During the past 34 years, the Calgary Flames have become a premier NHL franchise. The team's first appearance in the Cup finals was in 1986 and their most recent in 2004, when they electrified the city with their inspirational playoff run. The pinnacle of the Flames' success was being crowned Stanley Cup champions for the 1988-89 season. In addition, they have captured two Presidents' Trophies (1987-88, 1988-89), three Clarence Campbell Conference titles (1985-86, 1988-89, 2003-04), two Smythe Division championships (1985-86, 1988-89), two Pacific Division titles (1993-94, 1994-95) and a Northwest Division title (2005-06), in addition to numerous NHL individual and team honours.

In 2003-04, the Flames launched an exciting new red jersey as their home sweater, and it would become the top-selling jersey launch in NHL history. At the start of the 2007-08 season, the Flames jersey was modified to include minor striping changes and shoulder patches featuring the Canada and Alberta flags. For 2010-11, a vintage jersey based on sweater worn by the 1989 Stanley Cup winning team was officially adopted as the team's third jersey.

A highlight of the 2010-11 season was the 2011 NHL Heritage Classic at McMahon Stadium on February 20, 2011. For their outdoor matchup against the Montreal Canadiens, the Flames wore uniforms inspired by the Calgary Tigers, the city's first major professional hockey team. A crowd of 41,022 spectators watched the Flames shut out the Habs 4-0.

On November 8, 2010, the Flames family celebrated the posthumous induction of Doc Seaman to the Hockey Hall of Fame in the Builder Category. Doc became the second member of the Flames ownership group to be elected to the Hall, joining the late Harley Hotchkiss, who received the same honour in 2006.

The Calgary Flames Limited Partnership became the majority ownership group and operating partner of the Calgary Stampede of the Canadian Football League on March 29, 2012. Coinciding with the acquisition of the majority ownership of the Stampede, the CFLP established a new company, the Calgary Sports and Entertainment Corporation (CSEC). CSEC became the overall parent company for the four franchises now owned by the corporation - the Calgary Flames, Calgary Hitmen, Calgary Roughnecks and Calgary Stampede, as well as the Management Agreement for the Scotiabank Saddledome.

When they brought the Flames to Calgary in 1980, the ownership group's mandate was to ensure that the team would have a positive impact on the quality of life in southern Alberta. A natural outcome of this mission was the creation of the charitable arm of the hockey club, the Flames Foundation for Life. Since its inception, the Foundation, along with its partners and donors, has raised millions of dollars for education, health and medical research, and amateur and grassroots sports.



# CALGARY FLAMES OWNERS



**N. Murray Edwards**

N. Murray Edwards is owner and president of Edco Financial Holdings Ltd., a merchant banker since 1988. He is a leading investor in, and managing director and chairman of, numerous publicly traded companies including Canadian Natural Resources Limited, and Ensign Energy Services Inc. Today, these companies employ over 25,000 individuals. He is also a chairman, director and co-owner of the Calgary Flames Hockey Club.

Mr. Edwards graduated with a Bachelor of Commerce from the University of Saskatchewan with Great Distinction and a Bachelor of Laws with Honours from the University of Toronto. After moving to Calgary in 1983, he became a lawyer and later a partner with Burnet, Duckworth & Palmer, a Calgary-based law firm.

At the community level, Mr. Edwards is a member of the Canadian Council of Chief Executives and on the board of directors of the C.D. Howe Institute.



**Alvin G. Libin**

Alvin G. Libin is a native Calgarian with business interests in real estate, oil and gas, and financial services. Mr. Libin is the president and chief executive officer of Balmon Investments Ltd., a private management services and investment company. He has a strong commitment to the city of Calgary, and to the province of Alberta, and has provided leadership in various volunteer positions.

In 2003, Mr. Libin and his wife Mana, through the Alvin and Mona Libin Foundation, established the Libin Cardiovascular Institute of Alberta in partnership with the University of Calgary and Alberta Health Services. Its mission is to provide world-class cardiovascular healthcare, education and research for southern Alberta. He is past chairman of the Alberta Ingenuity Fund, a foundation created by the Government of Alberta to stimulate and support science and engineering research for the benefit of Albertans. He also serves as a director of several corporate and community boards. Mr. Libin is an Officer of the Order of Canada and holds an Honorary Doctorate of Laws from the University of Calgary. He was inducted into the Alberta Order of Excellence in 2004.



**Clayton G. Riddell**

Clayton H. Riddell was introduced as a new member of the Calgary Flames ownership group on August 29, 2003. His participation, combined with the ongoing commitment of the existing owners of the team and the community, provides strength, continuity and stability to the organization.

Mr. Riddell graduated from the University of Manitoba with a Bachelor of Science, Honours degree in Geology. In May 2004, he received an Honorary Doctorate of Science from the University of Manitoba. Mr. Riddell has been the chairman of the board and chief executive officer of Paramount Resources Ltd., a publicly traded oil and gas company since 1978. He is chairman of the board of Perpetual Energy Inc. and Trilogy Energy Corp.

Mr. Riddell is past president of the Canadian Society of Petroleum Geologists and past chair of the Canadian Association of Petroleum Producers. Mr. Riddell is associated with several other profit and non-profit organizations. He is chair for the Show Charity Classic, the PGA Champions Tour golf event which staged its inaugural event in 2013. He has been a resident of Calgary for many years.



# CALGARY FLAMES OWNERS

CONTINUED



Allan P. Markin

Allan P. Markin is a native Calgarian, and longtime philanthropist.

Presently Mr. Markin is a major supporter of the Alberta Project Promoting active Living & Healthy Eating in Schools (APPLE Schools) program. The project has expanded since inception, and is now running in 51 Northern Alberta schools, serving urban and rural schools, including First Nations schools. In 2012 Mr. Markin committed to enhancing the APPLE Schools program by integrating principles set out in the "FranklinCovey" Leader in Me program into existing APPLE Schools. The gift will also allow the School of Public Health to evaluate the impact of Leader in Me on children's physical activity, eating habits and leadership skills.

In recognition of his tremendous support of education, Mr. Markin has received honorary degrees from the Universities of Alberta, Calgary, Lethbridge and St. Francis Xavier. Mr. Markin is a Founder of St. Mary's University and was bestowed an honorary fellowship from St. Mary's University in 2004. In accepting The Fraser Institute's T. Patrick Boyle Founder Award in 2010, Mr. Markin spoke of individual value and personal responsibility.

The Mayor of the City of Calgary bestowed him with the Citizen of the Year award for 2004 and he received the Alberta Centennial Medal in 2005. In July 2008, Mr. Markin was appointed as an Officer of the Order of Canada by the Governor General. He received The Alberta Order of Excellence in October 2008. In the fall of 2009, he was inducted into the Calgary Business Hall of Fame. In March 2012, Mr. Markin was recognized as the Canadian Business Leader of the Year Award by the Alberta School of Business of the University of Alberta. In the summer of 2012 Mr. Markin was presented with the Queen Elizabeth II Diamond Jubilee Medal.

Another major benefactor of Mr. Markin's philanthropy has been health. He created the Pure North S'Energy Foundation, an innovative health program focused on primary prevention disease and research-based nutritional supplements. To date, Pure North had over 34,000 registered participants from a broad cross-section of backgrounds, with a special focus on seniors, the vulnerable, fire and flood victims, urban, and Aboriginal populations, including many communities in northern Canada. The main focus is supplying vital nutrients, and reducing heavy metal toxicity, to prevent chronic illness. The program helps people feel better and live longer.

Although diversified, Mr. Markin's main philanthropic objective is to enhance education tied to health and wellness.



Jeffrey J. McCaig

Jeffrey J. McCaig is chairman and chief executive officer of the Trimac Transportation group of companies. Trimac is the largest provider of bulk trucking services in North America and also provides complementary logistics services, including transload facility operations, distribution management, and freight brokerage.

Mr. McCaig has been with the Trimac Group of companies since August 1983. He became president of Trimac Corporation in May 1990 and chief executive officer in July 1994. Prior to joining Trimac in 1983, Mr. McCaig practiced law in Calgary, first as an associate of MacKimmie Matthews, then through Jeffrey J. McCaig Professional Corporation, focusing on corporate financing and securities. He continues to be a member of the Law Society of Alberta.

In addition to being a director and chairing the boards of the Trimac Group of companies, Mr. McCaig is a director of Potash Corporation of Saskatchewan. He is also a director and chairman of Bantrel Company, an engineering, procurement and construction company in the energy sector, and a director and co-owner of the Calgary Flames Hockey Club. Mr. McCaig also serves as chairman of the Flames Foundation for Life.

Mr. McCaig is a member of several Canadian and American industry associations relating to the trucking industry and is past chairman of the National Tank Truck Carriers Association in Washington, DC.

He obtained his undergraduate degree in Economics from Harvard; his law degree from Osgoode Hall Law School in Toronto, Canada; and his Master of Science in Management degree from the Sloan Program, Stanford University.

Mr. McCaig is married with three grown children and resides in Calgary, as well as Houston, Texas.





# PRESIDENT AND CHIEF EXECUTIVE OFFICER



Ken M. King

Adding value for season ticket holders and game-day fans at every Flames home game is always top of mind for the President and Chief Executive Officer of the Calgary Sports and Entertainment Corporation; the company that encompasses the NHL Calgary Flames, the farm-team American Hockey League Adirondack Flames (Glens Falls, New York), the Western Hockey League Calgary Hitmen, the Canadian Football League Calgary Stampeders and the National Lacrosse League Calgary Roughnecks.

Like you, Ken King has an overwhelming obsession for sports. And his aspiration every season is to raise the bar another notch to reward devoted ticket holders with the best possible entertainment package in the NHL. He is grateful for long-term fan loyalty and passion surrounding the regular season. He's also proud to have watched fans enjoy the party atmosphere of playoff runs for the Stanley Cup.

King is quick to point out that managing professional sports is as much a team effort in the office as on the ice. "We have an awesome group of dedicated people ensuring everyone has a great experience".

King is a strong believer in contributing to the community and, above all, consideration for others. His current community involvement spans numerous organizations, including chairman, TELUS Community Board, the Calgary Sport Tourism Authority, the Calgary Exhibition & Stampede, Borden Ladner Gervais CIAU Athlete of the Year Awards Committee and the Rotary Club of Calgary. Previous support and commitment involved the past co-chair of REACH (a \$300 million medical fundraising initiative), the Calgary Committee to End Homelessness, Calgary Prostate Cancer Centre, Calgary Philharmonic Society, No Ka Oi Ranch Foundation and past chairman of the Calgary Chamber of Commerce.

In 2005, King received an Alberta Centennial Medal for outstanding contributions to the province of Alberta. Other awards include the Queen's Diamond and Golden Jubilee Medals for community service and the commemorative medal for the 125th Anniversary of the Confederation of Canada. In 1991, he was honoured as B'Nai Brith Man of the Year. King received an honorary doctorate degree from the University of Calgary in 2012 and an honorary degree from Mount Royal University in 2014.

Born and raised in Hanley, Saskatchewan, King launched a 30-year career in the newspaper business that included senior executive positions in Canada's leading newspapers including president and publisher of the Calgary Sun and Calgary Herald. During his newspaper career in Calgary, King was acknowledged for his innovative marketing, establishment of healthy corporate relationships, spirited community leadership and appreciable growth for the newspapers.

King is an avid but mediocre golfer and like many other Albertans, shares a passion for horses. Most often he stays in the saddle, but not always. He and his wife, Marilyn, have two daughters and they are proud grandparents to Amanda's twin boys and Jocelin's son and daughter.

King serves as Alternate Governor of the NHL, Chairman and Governor of the CFL Calgary Stampeders and Governor of the WHL Calgary Hitmen.



# PRESIDENT OF HOCKEY OPERATIONS



**Brian P. Burke**

Brian Burke joined the Calgary Flames Hockey Club on September 5, 2013 in the newly created role, President of Hockey Operations. He is responsible for overseeing all hockey operations for the Flames organization. Burke brings over 21 years of National Hockey League experience in various roles to the franchise. In 1,145 games as a general manager in Hartford (84 games: 1992-93), Vancouver (492 games: 1998-99 to 2003-04), Anaheim (263 games: 2005-06 to 2008-09) and Toronto (306 games: 2008-09 to 2012-13), Burke has accumulated a record of 521-449-74-101. Additionally, he worked in the NHL front office for five years as executive vice-president and director of hockey operations, under Commissioner Gary Bettman.

Prior to assuming his current position in Calgary, Burke was president and general manager of the Toronto Maple Leafs, a title he assumed on November 29, 2008 becoming the 13th general manager in Maple Leafs history. He parted ways with the Leafs on January 9, 2013 and became a pro scout and consultant with the Anaheim Ducks.

As executive vice-president and general manager of the Anaheim Ducks from 2005 to 2008, Burke guided the Ducks to their first Stanley Cup in 2007, first Pacific Division title (2007), and first two 100+ point seasons (2006-07 and 2007-08). He was ranked No. 1 by The Hockey News in the magazine's Annual GM Rankings in March of 2008, and was a finalist for The Hockey News Executive of the Year in 2006. Burke was also named the Sporting News Executive of the Year in 2001, and was a runner-up for the same award following the 2005-06 season.

Since the 2000-01 season, Burke's teams have qualified for the Stanley Cup playoffs seven times, playing in 13 total post-season series. In addition, those seven teams recorded at least 90+ points, including four 100-point seasons.

In March 2012, Burke was appointed to the Hockey Hall of Fame's Selection Committee. He is also an original member of the US Men's National Team Advisory Group that was formed in 2007 to assist USA Hockey with the selection of players and staff of Men's National Teams, including the Olympics. He served as the general manager of the 2010 US Olympic Hockey Team, which won a silver medal at the 2010 Winter Olympic Games in Vancouver, and was general manager of the US World Championship teams in 1993, 2009 and 2010. On August 7, 2008, Burke was recognized for his outstanding service to hockey in the United States when he was named the recipient of the 2008 Lester Patrick Award.

Away from the rink, Burke is well-known for his work within the community. He is a vocal activist against homophobia in sports, a strong supporter of first response personnel and military service members, an environmentalist and a humanitarian. His most recent appointment was to the Board of Directors for Rugby Canada. A sport he fondly has referred to as his "second favourite sport."

In honour of his homosexual son Brendan who passed away, Burke has been a spokesperson for the 'You Can Play' project since it was co-founded by his son Patrick in 2011. At the time of his death, Brendan was a hockey operations assistant at Miami University. 'You Can Play' is dedicated to ensuring equality, respect and safety for all athletes, without regard to sexual orientation. Burke has also marched in numerous Toronto Pride Parades in Brendan's memory and has candidly spoken out against homophobia and bullying. Alongside several city councillors and representatives of the group PFLAG Canada, he helped raise the Pride flag outside Toronto's City Hall in May 2011. Burke is also a member of Egale, Canada's largest lesbian, gay, bisexual and transgender (LGBT) human rights organization.



# PRESIDENT OF HOCKEY OPERATIONS CONTINUED

In April 2011, Burke was named Youth Role Model of the Year by Jer's Vision given to a community leader dedicated to fighting homophobia and bullying. Jer's Vision is Canada's youth diversity initiative, which works to address bullying, homophobia, transphobia and discrimination of all kinds in schools and youth communities. Burke also received the Straight Ally Legacy Award from the Federation of Gay Games (FGG) in October 2011, PFLAG Toronto's Ally Award in January 2012, and was honoured by Courage Campaign Institute with a Spirit of Courage Award in September 2012 for his continuing work and dedication in the LGBT community. In 2010, USA Hockey created the 'Brendan Burke Internship,' which is an annual internship for a recent college graduate interested in pursuing hockey operations as a career.

Burke is a devoted supporter of Police Services and was given honorary Police Chief status in Toronto in April 2012. In November 2011, he purchased and donated a horse named Moose to Toronto's Mounted Police Unit in memory of his late son Brendan, who shared the same nickname.

In May 2011, Burke and the Honourable John P. Manley, President and CEO, of the Canadian Council of Chief Executives, were presented with the Easter Seals Toronto's Tribute Award for lending support to kids with physical disabilities and for excellence in business and community service.

Burke is also heavily involved with the military, visiting bases within Canada, the United States and Afghanistan. He has been associated with the Wounded Warrior Project since 2003, which honours and empowers wounded warriors. The program raises awareness and enlists the public's aid for the needs of injured service members, helps injured servicemen and women aid and assist each other, and provides unique, direct programs and services to meet their needs. At the 2010 Olympics, Burke and a volunteer group called Operation Homefront paired each of the 23 hockey players on Team USA with service members wounded in Iraq or Afghanistan. He felt the players would have extra pride and motivation to not only be representing their country, but an American war hero wounded in battle.

Burke is an avid supporter of many philanthropic organizations, devoting time and making numerous donations to each. Some of these organizations include: Ducks Unlimited Canada (DUC), a registered charity that partners with government, industry, non-profit organizations and landowners to conserve wetlands that are critical to waterfowl, wildlife and the environment; the Canadian Safe School Network (CSSN), a national, not-for-profit, registered charitable organization with a mandate to reduce youth violence and make our schools and communities safer; Big Brothers Big Sisters of Canada, who commit to Canada's young people to be leaders in providing them with the highest quality, volunteer-based mentoring programs; Special Olympics which provides year-round sports training and athletic competition in a variety of Olympic-type sports for children and adults with intellectual disabilities; and Kids, Cops & Computers Merry-Go-Round Children's Foundation which enables financially disadvantaged students to achieve excellence in their academic and personal pursuits by providing them with brand-new computers and police mentorship.

Burke took part in the 2012 Sleep Out for Homeless Kids, helping raise awareness and funds for Covenant House. He also attended the official launch of the 2012 Shoppers Drug Mart Tree of Life Campaign in support of Toronto East General Hospital, was an honoured guest at the 2012 CAMH Healthy Minds dinner to raise awareness for mental health, and supported the Rick Hansen 25th Anniversary Relay in 2011 to raise awareness and commemorate Hansen's Man in Motion World Tour commencing its historic cross-Canada journey.

Born in Providence, Rhode Island but raised in Edina, Minnesota, Burke is a graduate of Providence College. While attending Providence, he played for the Friars Division-I hockey team. As a professional he played in the AHL, capturing the Calder Cup with the Maine Mariners in 1978. After one year in the AHL, Burke attended Harvard Law School, graduating in 1981.



# HOCKEY CLUB PERSONNEL



**Brad Treliving**

## GENERAL MANAGER

Brad Treliving joined the Calgary Flames organization on April 28, 2014 and is serving as the franchise's seventh General Manager. In his position with Calgary, Treliving reports directly to President of Hockey Operations Brian Burke. He is responsible for all team personnel decisions, both players and staff; manages the amateur and pro scouting staffs; as well as other administrative duties required of the general manager. He is also responsible for all player personnel assignments with Flames' minor league affiliates.

Treliving served as the vice-president of hockey operations and assistant general manager with the Phoenix Coyotes for seven seasons prior to coming to Calgary. With Phoenix, Treliving worked closely with General Manager Don Maloney on the day-to-day administration of the Coyotes' hockey operations. Treliving also served as general manager of the club's American Hockey League affiliate, the Portland Pirates.

Prior to his role with the Coyotes, Treliving served as the president of the Central Hockey League (CHL) for seven years. During his tenure, he guided the CHL to remarkable growth and development including numerous successful expansion franchises. In 1996 Treliving co-founded the Western Professional Hockey League (WPHL) and served as the league's vice-president and director of hockey operations for five seasons. The native of Penticton, BC played an integral role in the merger of the WPHL and the CHL in May 2001 upon which he began his tenure as president of the league.

Prior to his front office career, Treliving played five seasons of professional hockey from 1990-91 to 1994-95 in the IHL, the AHL and the ECHL. A defenceman, Treliving registered 17 goals and 85 assists for 102 points and 811 penalty minutes in 243 games in the ECHL. As a junior, the Penticton, BC native, played in both the BCJHL and two years in the WHL.

Treliving and his wife Julie have two daughters, Ryann and Reese, and now resides in Calgary.



**Craig Conroy**

## ASSISTANT GENERAL MANAGER

Craig Conroy is in his first season as the assistant general manager after three seasons as the special assistant to general manager. Conroy started his illustrious career at Clarkson University in his hometown of Potsdam, NY, before being drafted by the Montreal Canadiens in the 6th round (123rd overall) of the 1990 NHL Entry Draft. He finished his four years at Clarkson followed by three years split between Montreal and Fredericton.

At the start of the 1996 season, Conroy was traded to the St. Louis Blues where he spent the next five years of his career before being traded to the Calgary Flames in March of 2001. During the 2001-02 season, he scored a career high 75 points, helping Jarome Iginla reach the 50-goal plateau for the first time in his career. Conroy continued to produce offensively and was a major contributor in the team's 2004 Stanley Cup Playoffs run.

After signing with Los Angeles during the summer of 2004, Conroy returned to the Flames on January 30, 2007. During his career, he amassed a total of 1,009 games with 507 of those games being played in a Flames uniform. On October 28, 2010, he celebrated his 1000th career game in front of the hometown fans at the Scotiabank Saddledome before retiring from the NHL in February of 2011 after 17 seasons spent with Montreal, St. Louis, Los Angeles and Calgary. During his career he recorded 542 points including 182 goals while notching another 30 points in 81 playoff games.

Conroy and his wife Jessie have three daughters, Taylor, Sophia and Sydney.



# HOCKEY CLUB PERSONNEL

CONTINUED



**Michael Holditch**

## **SENIOR VICE-PRESIDENT OF HOCKEY OPERATIONS AND ASSISTANT GENERAL MANAGER**

---

The 2014-15 season marks Michael Holditch's 21st season with the Calgary Flames. This is his fifth year in the role of senior vice-president and assistant general manager. Holditch works closely with General Manager Brad Treliving on the direction of all hockey operations including CBA interpretation, team development, administration and tracking of the player budget, player negotiations, arbitration, scheduling and contract review and documentation.

Holditch joined the Flames organization in 1994. Prior to moving to the hockey operations group, Holditch was the vice-president of finance and chief financial officer for the organization. Michael was also an alternate governor of the Western Hockey League's Calgary Hitmen for five years through the 2002-03 season and sat on the Western Hockey League's Executive Committee for two years. Holditch is a past treasurer of the Flames Foundation for Life, the charity that is responsible for many of the organization's charitable initiatives.

Holditch is a native Calgarian who attended the University of Calgary, graduating with a Bachelor of Commerce degree in 1988. Upon completion of his undergraduate degree he qualified for and practiced as a chartered accountant in Calgary. Holditch and his wife Cara have two daughters, Brynn and Cade.



**Brad Pascall**

## **ASSISTANT GENERAL MANAGER**

---

Brad Pascall joined the Calgary Flames organization on June 6, 2014 after serving as the vice-president of hockey operations of men's national teams with Hockey Canada since 2010. Pascall brings an abundance of international hockey experience and gold medal successes as he has worked in various capacities with Hockey Canada for the past 18 years. He served as Hockey Canada's senior director of men's national teams from 2006 to 2010 and was the senior director of communications from 1998 to 2009.

Among his achievements, Pascall played an instrumental role, as part of the management group, for Canada's gold medal Men's Olympic Team at the 2014 Olympic Winter Games in Sochi, Russia. Four years earlier, he collected gold with the Men's Olympic Team at the 2010 Olympic Winter Games in Vancouver. He has also been a member of team operations and assistant general manager for Canada at the IIHF World Championship in 2011, 2012, 2013 and 2014 and directed and led Canada's National Junior Team to gold medals at the 2007, 2008 and 2009 IIHF World Junior Championships and a silver medal in 2010. Pascall's gold medal collection also includes the Canada/Russia Super Series in the summer of 2007 and with Canada's National Men's Summer Under-18 Team at the 2006, 2012 and 2013 Ivan Hlinka events.

Prior to advancing to the lead position with hockey operations, Pascall led the media relations for Canada's national teams (men's and women's) at the 2002 and 2006 Olympic Winter Games, the 2004 World Cup of Hockey, eight IIHF World Championships, four IIHF World Junior Championships and two IIHF World Women's Championships and was coordinator of media relations for Canada at the 1996 World Cup of Hockey.

Drafted by the Buffalo Sabres in the fifth round (103rd overall) of the 1990 NHL Entry Draft, Pascall played two seasons in the AHL with Rochester and two seasons in the ECHL with South Carolina and Birmingham after four seasons (1988-92) at the University of North Dakota. He and his wife, Cassie and daughter Brooke make Calgary their home year-round.



# HOCKEY CLUB PERSONNEL

CONTINUED



Mike Burke

## **DIRECTOR, HOCKEY ADMINISTRATION**

---

The 2014-15 NHL season represents Mike Burke's 32nd year with the Calgary Flames. Since the start of the 1994-95 campaign, when Burke moved to the hockey department and was promoted to his current position, he has been responsible for the administration of the hockey club. He works closely with General Manager Brad Treliving in managing many facets of the Flames hockey operations. Burke's vast experience in hockey-related issues has made him a valuable part of the hockey staff. His main responsibilities include salary cap management, scheduling, contract research, analysis and negotiation, player assignments, preparation of salary arbitrations, liaison between the NHL and the Flames regarding all aspects of hockey administration, monitoring collective bargaining issues and helping coordinate the day-to-day operations of the Club.

Prior to his current appointment, Burke was responsible for the Club's media relations and communications. A graduate of the Public Relations program at Mount Royal College, Burke began his sports administration career with the Saskatoon Blades (WHL) in 1980 before serving two seasons as general manager of a minor-pro team in the Montreal Expos' organization. He has often worked with the NHL in both NHL All-Star Games and NHL Stanley Cup Final events. In 1996, Burke was added as a member of Team Canada's hockey operation staff for the World Cup of Hockey tournament.

A native of Plato, Saskatchewan, Burke has two boys, Keaton and Reid.



Chris Snow

## **DIRECTOR, VIDEO AND STATISTICAL ANALYSIS**

---

Chris Snow is in his fourth season with the Flames as the director of video and statistical analysis. In this role he is charged with all data collection, database development, and data-based analysis. Snow supports decision making across several aspects of the hockey operation, including Flames roster decisions, professional and amateur scouting, Flames game preparation, and player contract negotiations. Prior to joining the Flames, Snow spent four seasons as director of hockey operations with the Minnesota Wild. His responsibilities included analyzing team rosters and cap commitments for the purpose of strategic roster planning, preparing for contract negotiations and arbitration, assisting in day-to-day hockey administration and CBA interpretation, developing and managing hockey databases, professional scouting and coordinating the team's sports psychology program.

Prior to entering the hockey business, Snow was a staff writer for the Boston Globe, where he worked as the Boston Red Sox beat writer. A graduate of Syracuse University, he has also worked for the Minneapolis Star Tribune as the Minnesota Wild beat writer. A native of Melrose, Massachusetts, Snow resides in Calgary with his wife, Kelsie, and son, Cohen.



# HOCKEY CLUB PERSONNEL

CONTINUED



Bob Hartley

## HEAD COACH

Bob Hartley, a native of Hawkesbury, Ontario, is in his third season as the head coach of the Calgary Flames. He has brought a wealth of experience to the Flames having coached the Colorado Avalanche for five seasons, during which they won the 2001 Stanley Cup, and was also the coach of the Atlanta Thrashers for parts of five seasons. In addition to his most recent Swiss League title with the ZSC Lions in Zurich, Hartley led the Hershey Bears to the 1997 Calder Cup and also has Junior A and Major Junior championship rings among his accomplishments.

Hartley began his coaching career with the Junior A team in his hometown of Hawkesbury. After guiding the club to two championships, he was named head coach of the Laval Titan of the QMJHL. Over two seasons with the Titan he compiled an 81-52-7 record, a league championship and an appearance in the 1993 Memorial Cup. Hartley's junior success was rewarded when the Quebec Nordiques hired him as an assistant coach of their American Hockey League affiliate, the Cornwall Aces. It only took a single season before he took the reins as head coach in 1994, guiding the Aces to two division titles during the team's three-year history.

When the Nordiques relocated to Colorado, Hartley became the head coach of their AHL affiliate, the Hershey Bears. Once again, his tenure with the Bears was a success as he guided the team to two consecutive playoff appearances and a Calder Cup title in 1997. A season later, Hartley was hired as the Colorado Avalanche bench boss. During his five seasons, the Avalanche won four division titles and made four appearances in the conference finals. Hartley's third season was ultimately his most successful one as Colorado steam-rolled through the league with a 52-16-10-4 record, a division title along with the President's Trophy and the Stanley Cup. Hartley's tenure with the Avalanche franchise ended in December of 2002 with a 193-109-48 regular season record and a 49-31 playoff record. His 193 wins are a franchise record. He became the only coach in team history to record 40 or more wins during his first four seasons as head coach.

One month later, Hartley was appointed head coach of the Atlanta Thrashers. He guided the young Thrashers through four seasons of steady improvements but it was the 2006-07 campaign in which they won their first Southeast Division title, setting new franchise records for wins and points with a 43-28-11 record, good enough for 97 points and third seed in the Eastern Conference. The team also clinched its first playoff berth in franchise history.

Hartley and his wife, Micheline, have a daughter, Kristine and a son, Steve.

## BOB HARTLEY'S CAREER COACHING RECORD

SEASON	TEAM	LGE	TYPE	GP	W	L	T	OTL	PCT	RESULT
1987-88	Hawkesbury Hawks	CJHL	Head	48	9	39	0	0	0.188	Lost in First Round
1988-89	Hawkesbury Hawks	CJHL	Head	56	35	20	1	0	0.634	Lost in Semi Finals
1989-90	Hawkesbury Hawks	CJHL	Head	56	40	15	1	0	0.723	Won Championship
1990-91	Hawkesbury Hawks	CJHL	Head	56	45	10	1	0	0.813	Won Championship
1991-92	Laval Titan	QMJHL	Head	70	38	27	5	0	0.579	Lost in Round 2
1992-93	Laval Titan	QMJHL	Head	70	43	25	2	0	0.629	Won Championship
1993-94	Cornwall Aces	AHL	Assistant							
1994-95	Cornwall Aces	AHL	Head	80	38	33	9	0	0.531	Lost in Round 3
1995-96	Cornwall Aces	AHL	Head	80	34	34	7	5	0.500	Lost in Round 2
1996-97	Hershey Bears	AHL	Head	80	43	22	10	5	0.631	Won Championship
1997-98	Hershey Bears	AHL	Head	80	36	31	7	6	0.531	Lost in Round 2
1998-99	Colorado Avalanche	NHL	Head	82	44	28	10	0	0.598	Lost in Round 3
1999-00	Colorado Avalanche	NHL	Head	82	42	28	11	1	0.585	Lost in Round 3
2000-01	Colorado Avalanche	NHL	Head	82	52	16	10	4	0.720	Won Championship
2001-02	Colorado Avalanche	NHL	Head	82	45	28	8	1	0.604	Lost in Round 3
2002-03	Colorado Avalanche	NHL	Head†	31	10	8	9	4	0.532	
	Atlanta Thrashers	NHL	Head†	40	20	14	5	1	0.575	Out of Playoffs
2003-04	Atlanta Thrashers	NHL	Head	82	33	37	8	4	0.476	Out of Playoffs
2005-06	Atlanta Thrashers	NHL	Head	82	41	33	0	8	0.549	Out of Playoffs
2006-07	Atlanta Thrashers	NHL	Head	82	43	28	0	11	0.591	Lost in Round 1
2007-08	Atlanta Thrashers	NHL	Head†	6	0	6	0	0	0.000	
2011-12	ZSC Lions	SUI	Head	50	29	15	0	6	0.640	Won Championship
2012-13	Calgary Flames	NHL	Head	48	19	25	0	1	0.396	Out of Playoffs
2013-14	Calgary Flames	NHL	Head	82	35	40	0	4	0.451	Out of Playoffs
<b>TOTAL</b>		<b>NHL</b>		<b>781</b>	<b>384</b>	<b>291</b>	<b>61</b>	<b>39</b>	<b>0.556</b>	<b>-</b>



# HOCKEY CLUB PERSONNEL

CONTINUED



Jacques Cloutier

## ASSOCIATE COACH

Jacques Cloutier, a native of Rouyn-Noranda, Quebec, is in his third season as an associate coach with the Flames. Upon retirement from his playing career, Cloutier was hired as an assistant coach for the Nordiques' AHL affiliate, the Cornwall Aces. While coaching the Aces, Cloutier also served as a part-time goaltending coach for the Nordiques. In 1995-96 the Nordiques moved west to become the Colorado Avalanche and Cloutier moved with the team, becoming the full assistant coach. Midway through the 1995-96 season, Cloutier was promoted to assistant coach with the Avalanche. During his time as a coach in Colorado, Cloutier helped the Avalanche win the Stanley Cup in 1996 and again on Head Coach Bob Hartley's staff in 2001. He spent a total of 13 seasons as an assistant coach with the Avalanche concluding in 2009. Jacques most recently won the Swiss League title with the ZSC Lions in Zurich as an assistant coach to Bob Hartley.

Cloutier had an impressive career starting in the QMJHL. In 1977-78, just his second year of major junior hockey, Cloutier played in 71 games, going 46-17-7 and helped lead the Drapevours to the Memorial Cup. The next season he played 72 games going 58-8-6 and captured the Jacques Plante Memorial Trophy for best goaltender in the QMJHL and again leading the Drapevours to the Memorial Cup.

The following season, Cloutier was selected in the 3rd round of the 1979 NHL Entry Draft by the Buffalo Sabres with the 55th pick overall. He started his professional career with the Rochester Americans and won the Calder Cup with them in 1983. Jacques made his NHL debut with the Buffalo Sabres during the 1981-82 season and played with the Sabres until the end of the 1988-89 season. He spent the 1989-90 season and part of the 1990-91 season with the Chicago Blackhawks before finishing his goaltending career after four years with the Quebec Nordiques retiring in 1994.

Jacques and his wife Lynn have two daughters, Julie (husband Matt) and Jessica.



Martin Gelinás

## ASSISTANT COACH

Martin Gelinás is in his third season as an assistant coach with the Calgary Flames. Prior to joining the Flames, Gelinás served as the director of player development for the Nashville Predators, joining the staff following his retirement as a player in 2009.

In his 19-year NHL career, Gelinás played in 1,273 games (62nd all-time at the start of this season) and scored 660 points. He played the 2002-03 and 2003-04 seasons with the Flames, and tied an NHL record by scoring three playoff series-clinching goals in the same year—including two in overtime—during the Flames' 2004 Stanley Cup run (and joining Ken Linseman in the record book in the process). "The Eliminator," as Gelinás was known, is one of just a handful of players to have reached the Stanley Cup Finals with four different teams; the left-winger won a Stanley Cup in 1990 as a member of the Edmonton Oilers and also played in the NHL Finals in 1994 and 2002. He also played two professional seasons in Switzerland (2004-05 and 2008-09).

A native of Shawinigan, Quebec, Gelinás made a splash in 1987-88 with the Hull Olympiques of the QMJHL with a 63-goal, 131-point campaign. He was named CHL Rookie of the Year in the process and selected seventh overall by the Los Angeles Kings in the 1988 NHL Entry Draft. But Gelinás never suited up for the Kings. Two months after the draft, on August 9, 1988, he was included in the celebrated "Gretzky Trade" that sent Gelinás, Kings centre Jimmy Carson, the team's first round picks in the 1989, 1991 and 1993 entry drafts, and a reported \$15 million cash to Edmonton in exchange for Wayne Gretzky, Mike Krushelnyski and Marty McSorley.

Gelinás played six games for the Oilers in 1988 before being rejoining the Olympiques. In his first full NHL season in 1989-90, Gelinás had 25 points in 46 games, and won the Stanley Cup as Edmonton defeated the Boston Bruins in five games. Along with Joe Murphy and Adam Graves, he helped make up the popular Oilers' forward line known as "The Kid Line." Gelinás was the last player from the 1980s Oilers' dynasty active in the NHL.

He was traded to the Quebec Nordiques during the 1993 NHL Entry Draft and played 31 games for Quebec before being claimed on waivers by the Vancouver Canucks. Gelinás was a major factor in Vancouver's 1994 post-season run losing in seven games in the Stanley Cup Finals to the New York Rangers. He and goaltender Kirk McLean were traded to the Carolina Hurricanes on January 3, 1998, where he spent five seasons before joining the Calgary Flames. He went on to play a year in Switzerland during the 2004-05 season before signing with the Florida Panthers for the 2005-06 and 2006-07 seasons. He concluded his NHL career in 2007-08 as a member of the Nashville Predators, where his season was cut short by a knee injury. He was Nashville's Masterton Trophy nominee that year.

Gelinás and his family have lived in Calgary since 2002. He and his wife, Jane, have three children—a son, Matthew, and daughters Cameron and Morgan. Matthew was selected by Swift Current in the 2010 Western Hockey League Bantam Draft.





# HOCKEY CLUB PERSONNEL

CONTINUED



Jordan Sigalet

## GOALTENDING COACH

Jordan Sigalet joins the Flames after spending the past three seasons as the goaltending coach with Calgary's AHL affiliate in Abbotsford. Prior to that, Sigalet was the goaltending coach with the Everett Silvertips (WHL) for two seasons.

Jordan was originally drafted from Victoria (BCHL) by the Boston Bruins in the 2001 NHL Entry Draft and played one game and backed up 10 games for the Bruins during the 2005-06 season. He spent four years at Bowling Green University (CCHA) where he was a CCHA All-Star (2003 and 2004), won the Terry Flanagan Award for perseverance, team captain his senior year and was a Top 10 Hobey Baker Finalist in addition to being nominated for an ESPY in the "Comeback Player of the Year" category. He spent three seasons with the Providence Bruins, Boston's AHL affiliate and was the recipient of the Fred Hunt Memorial Trophy before concluding his playing career in Vienna, Austria in 2009.

Jordan and his wife Lindsay have two sons, Jaxon and Maddox and reside in Calgary.



Jamie Pringle

## SENIOR VIDEO ANALYST

Jamie Pringle, a native of Picton, Ontario is in his fourth season with the Flames coaching staff after three seasons as the video coach with the Florida Panthers. Prior to that, Pringle spent the 2006-07 and 2007-08 season as the video coach for Hockey Canada. He was part of the staff for all international events including winning gold at the 2007 IIHF World Championship and winning gold at the 2007 and 2008 IIHF World Junior Championships. Pringle worked with Brent Sutter during the 2008 World Junior team Super Series against Russia. Pringle spent the 2004-05 and 2005-06 seasons as the assistant coach with the Kingston Frontenacs (OHL) after four seasons as the assistant coach with the Belleville Bulls (1999-2004) where he helped earn the OHL title in 1999.

Jamie and his wife Karen have two children, Brendan and Brooke.



Ryan van Asten

## STRENGTH AND CONDITIONING COACH

Ryan van Asten is in his first season as the Flames strength and conditioning coach and is responsible for coordinating the overall strength and conditioning program for all of the players in the Flames organization.

Prior to joining the Flames, van Asten was spent the last three seasons with the Los Angeles Kings as their strength and conditioning coach winning two Stanley Cups in 2012 and 2014. He was also the head strength and conditioning coach and coordinator for Hockey Canada and the Canadian Sport Centre Calgary where he was part of the 2010 Olympic gold medal championship women's hockey team in Vancouver. Along with the Olympic gold medal, van Asten was fortunate to be a part of three World Championship teams and multiple (10) World Cup medal winners in hockey and luge.

Van Asten is a graduate of the University of Calgary where he earned a Master of Science degree in Neuromuscular Physiology. He also holds a Bachelor of Science degree in Life Sciences and a Bachelor of Physical and Health Education degree from Queen's University in Kingston, Ontario. He is a Certified Strength and Conditioning Specialist (NSCA) and a Certified Exercise Physiologist (CSEP).

Ryan and his wife Jackie reside in Calgary.



# HOCKEY CLUB PERSONNEL

CONTINUED



Domenic Pittis

## SKILLS COACH

---

Domenic Pittis is going in to his second season as the Calgary Flames skills coach and has been responsible for working with players on ice during the season and in their off-season training. Pittis was originally drafted by the Pittsburgh Penguins in the second round (52nd overall) in the 1993 NHL Entry Draft. He played games with Pittsburgh, Buffalo, Edmonton and Nashville before a successful nine-year career in Switzerland with Klotten and Zurich winning the Champions League in 2009 and NLA titles in 2008 and 2012, the last one coming under the guidance of current Flames Head Coach Bob Hartley. He was the winner of the 1998-99 John B. Sollenberger Trophy as the top scorer in the AHL when he netted 38 goals and added 66 assists for a league leading 104 points during the regular season with the Rochester Americans. He has represented Team Canada at seven Spengler Cups from 2004 to 2012.

Domenic and his wife Kim have three girls, Stella, Sofia and Sera.



Morris Boyer

## ATHLETIC THERAPIST

---

Morris Boyer is entering his 18th season as the athletic therapist with the Flames after joining the organization during the 1997-98 season. In July of 2001, he was appointed head athletic trainer for the Flames with his primary responsibilities including injury prevention, care and rehabilitation. In April of 2013, he was named athletic therapist for the Canadian National Men's Hockey Team for the third time having captured a gold medal at the IIHF Men's World Championships in 2003. Boyer was selected to be the Head Athletic Therapist for the 2012 NHL All-Star Game in Ottawa, Ontario.

Boyer is a graduate of the University of Alberta with a Bachelor of Physical Education. In 1991 he achieved his Certified Athletic Therapist Diploma from the Canadian Athletic Therapists Association. Upon graduation, Boyer worked with the Canadian Men's Volleyball team, the Canadian Professional Rodeo Sport Medicine Team, Edmonton Brick Men Soccer Club, Red Deer College and the Sports Medicine Clinic in Oshawa, Ontario. In addition, he was a member of the athletic therapy staff for the 1993 World University Games and 1995 PAN-AM Games in Argentina.

Boyer's experience is not limited to his post-graduation years. He has also worked as a student therapist at the Glen Sather Sports Medicine Clinic in Edmonton and was a therapist for both the University of Alberta Golden Bears Hockey Team and the Sherwood Park Crusaders Jr. 'A' Hockey Team.

Morris and his wife Huguette have two sons, Dakota and Chet.



Schad Richea

## ASSISTANT ATHLETIC THERAPIST

---

Schad Richea has been the assistant athletic therapist with the Flames since the 2009-10 season. Previously, he held the post as head athletic therapist for the University of Calgary Dinos. Richea holds a Masters of Education from the University of Washington, a Bachelor of Science in Kinesiology from the University of Waterloo and a post degree diploma in Sport's Injuries Management from Sheridan College. Richea is certified by both the CATA and NATA. Richea was the Assistant Athletic Therapist in the 2012 NHL All-Star game in Ottawa. Previous Athletic Therapy experience includes the Regina Pats of the WHL, minor league baseball with the Toronto Blue Jays, and National Wrestling Team. Richea grew up playing hockey in Dysart, Saskatchewan and has resided in Calgary since 2003.



# HOCKEY CLUB PERSONNEL

CONTINUED



**Mark DePasquale**

## **ATHLETIC THERAPIST AND HEAD EQUIPMENT MANAGER**

---

Equipment manager Mark DePasquale enters his ninth season with the Calgary Flames, his fifth as the head equipment manager and his 21st NHL season. He was a member of the Chicago Blackhawks organization from 1989 to 1996 and 2001 to 2006 serving as the assistant equipment manager. DePasquale moved to Arizona in 1996 to spearhead the Jeremy Roenick Foundation that raised money for multiple charities in the greater Phoenix area. DePasquale also served as an assistant equipment manager for the Chicago Wolves (IHL) for the 2000-01 season. DePasquale has worked the 1991 and 2008 NHL All-Star games as well as the 2001 IHL All-Star Game. Internationally, he was the equipment manager for Team USA at the 2014 IIHF World Championships and represented Easton Hockey at the 2010 Winter Olympic Games. On March 26, 2011 DePasquale hit the 1000th game milestone for NHL games worked. He is a graduate of the University of Illinois-Chicago with a Bachelor of Science in Kinesiology. Mark and his wife Kelly have a son and a daughter (twins).



**Corey Osmak**

## **ASSISTANT EQUIPMENT MANAGER**

---

Corey Osmak starts his fifth season with the Calgary Flames after spending four years as the assistant equipment manager with the Los Angeles Kings. Prior to that, he spent five years as the head equipment manager of the Manitoba Moose in the American Hockey League and farm team of the Vancouver Canucks. Osmak got started in the business with the Regina Pats of the Western Hockey League for two seasons before moving to Winnipeg. After playing four years at University of Minnesota-Duluth, and was drafted by the Hartford Whalers in the in the 1990 NHL Entry Draft.

Corey and his wife Tami reside in Sherwood Park, Alberta with kids Breonne and Joshua.



# HOCKEY CLUB PERSONNEL

CONTINUED



**Kent Kobelka**

## REHABILITATION CONSULTANT

---

Kent Kobelka is entering his fourth season as the physiotherapist for the Calgary Flames in addition to acting as the medical coordinator for Hockey Canada. He is also the physiotherapist for the Canadian Sports Centre Calgary where he treats Olympic athletes from several different sports.

Kobelka has worked with Canada's National Men's hockey team over the past nine seasons and has been a staff member of several championship teams: winning a gold medal with Canada's Men's Olympic Team at the 2014 and 2010 Olympic Winter Games, silver medals at the 2008 and 2009 IIHF World Championship and a gold medal at the 2007 and 2008 IIHF World Junior Championship and a bronze medal at the 2012 IIHF World Junior Championship. He has also worked with Canada's national men's teams at numerous events, including the Spengler Cup and the Deutschland Cup.

Kobelka earned his BSc. Physiotherapy from the University of British Columbia. A native of Lynn Lake, Manitoba, Kent currently resides in Calgary with his wife, Wendy and their two children, Christopher and Charley Kate.



**Bryan Lentz**

## MASSAGE THERAPIST

---

Bryan Lentz has been the massage therapist with the Calgary Flames in a full-time capacity since 2005 and has worked in a part-time role since the 2001-02 season.

Lentz obtained his Physical Education degree from Augustana University College, where he worked as a trainer with the A.U.C. Vikings Hockey Team. He then spent two seasons with the Olds Grizzlys (AJHL), winning the Centennial Cup in 1993-94.

Successfully completing his Massage Therapy course in 1996, Lentz has been practicing as a Registered Massage Therapist since. He continues to provide massage therapy treatments in a clinical setting, for athletes and the general public, maintaining an active client list of over 100 patients

Lentz works closely with the team's medical staff, providing massage therapy to all athletes, for accelerated rehabilitation, recovery and improved performance.

Brian and his wife Heather reside in Chestermere with their daughter Cassandra.



# HOCKEY CLUB PERSONNEL

CONTINUED



**Ken M. King**  
PRESIDENT & CEO



**Brian Burke**  
PRESIDENT OF  
HOCKEY OPERATIONS



**Brad Treliving**  
GENERAL MANAGER



**Craig Conroy**  
ASSISTANT GENERAL MANAGER



**Michael Holditch**  
SENIOR VICE-PRESIDENT  
& ASSISTANT GM OF  
HOCKEY OPERATIONS



**Brad Pascall**  
ASSISTANT GENERAL MANAGER



**Mike Burke**  
DIRECTOR,  
HOCKEY ADMINISTRATION



**Sean O'Brien**  
MANAGER, TEAM SERVICES



**Troy Crowder**  
DIRECTOR, PLAYER DEVELOPMENT



**Ron Sutter**  
DIRECTOR, PLAYER DEVELOPMENT



**Chris Snow**  
DIRECTOR, VIDEO &  
STATISTICAL ANALYSIS



**Judy O'Brien**  
EXECUTIVE ASSISTANT TO KEN KING



**Brenda Koyich**  
EXECUTIVE ASSISTANT TO GM  
& PRESIDENT OF  
HOCKEY OPERATIONS



**Anita Cranston**  
EXECUTIVE ASSISTANT TO  
SR. VP OF HOCKEY OPERATIONS  
& ASSISTANT GM



**Bob Hartley**  
HEAD COACH



**Jacques Cloutier**  
ASSOCIATE COACH



**Martin Gelinas**  
ASSISTANT COACH



**Jordan Sigalev**  
GOALTENDING COACH



**Jamie Pringle**  
ASSISTANT COACH, VIDEO



**Ryan van Asten**  
STRENGTH & CONDITIONING COACH



**Domenic Pittis**  
SKILLS COACH



**Mark DePasquale**  
ATHLETIC THERAPIST &  
HEAD EQUIPMENT MANAGER



**Corey Osmak**  
ASSISTANT EQUIPMENT MANAGER



**Morris Boyer**  
ATHLETIC THERAPIST



**Schad Richea**  
ASSISTANT ATHLETIC THERAPIST



**Kent Kobelka**  
REHABILITATION CONSULTANT



**Bryan Lentz**  
MASSAGE THERAPIST



**Dr. Kelly Brett**  
HEAD TEAM PHYSICIAN



**Dr. Jim Thorne**  
TEAM PRIMARY CARE PHYSICIAN



**Dr. Richard Boorman**  
TEAM ORTHOPEDIC SURGEON



# HOCKEY CLUB PERSONNEL

CONTINUED



**Dr. Nicholas Mohtadi**  
TEAM ORTHOPEDIC SURGEON



**Dr. Bill Blair**  
TEAM DENTAL SURGEON



**Dr. Kristin Yont**  
TEAM DENTIST



**Tod Button**  
DIRECTOR, AMATEUR SCOUTING



**Michel Goulet**  
PRO SCOUT



**Steve Leach**  
PRO SCOUT



**Derek MacKinnon**  
PRO SCOUT



**Steve Pleau**  
PRO SCOUT



**David Volek**  
PRO SCOUT



**Frank Anzalone**  
SCOUT



**Jim Cummins**  
SCOUT



**Terry Doran**  
SCOUT



**Ari Haanpaa**  
SCOUT




**Bobbie Hagelin**  
SCOUT



**Bob MacMillan**  
SCOUT



**Brad McEwen**  
SCOUT



**Fred Parker**  
SCOUT



**Eric Soltys**  
SCOUT



**Rob Sumner**  
SCOUT



**Todd Woodcroft**  
SCOUT




**Ryan Huska**  
HEAD COACH  
ADIRONDACK



**Todd Gill**  
ASSISTANT COACH  
ADIRONDACK



**Scott Gouthro**  
GOALTENDING COACH  
ADIRONDACK




**Mike Thompson**  
STRENGTH & CONDITIONING COACH  
ADIRONDACK



**Marc Paquet**  
ATHLETIC THERAPIST  
ADIRONDACK



**Peter Bureaux**  
EQUIPMENT MANAGER  
ADIRONDACK



**Adam Berger**  
VIDEO COACH  
ADIRONDACK



# HOCKEY CLUB OFFICE STAFF



**John Bean**  
CHIEF OPERATING OFFICER



**Cam Olson**  
CHIEF FINANCIAL OFFICER



**Jim Bagshaw**  
VP, ADVERTISING, SPONSORSHIP  
& MARKETING



**Doug Collier**  
VP, FOOD & BEVERAGE



**Rollie Cyr**  
VP, SALES, TICKETING  
& CUSTOMER SERVICE



**Peter Hanlon**  
VP, COMMUNICATIONS



**Jim Peplinski**  
VP, BUSINESS DEVELOPMENT



**Libby Raines**  
VP, BUSINESS OPERATIONS



**Ken Zaba**  
VP, FINANCE & ADMINISTRATION



**Pat Halls**  
SENIOR DIRECTOR,  
SPONSORSHIP & SALES



**Trent Anderson**  
DIRECTOR, BUILDING OPERATIONS



**Mike Franco**  
DIRECTOR, SALES & SUITES



**Jillian Frechette**  
DIRECTOR, MARKETING  
& DIGITAL MEDIA



**Brent Gibbs**  
DIRECTOR, RETAIL



**Kevin Gross**  
DIRECTOR,  
CORPORATE SPONSORSHIP



**Deniece Kennedy**  
DIRECTOR, BUSINESS ANALYTICS



**Marc Leost**  
DIRECTOR, CUSTOMER SERVICE



**Geordie Macleod**  
DIRECTOR, GAME ENTERTAINMENT



**Betty Mah**  
DIRECTOR, HUMAN RESOURCES



**Carlo Petriani**  
DIRECTOR, BROADCAST  
& PRODUCTION



**Michelle Everett**  
DIRECTOR, SPONSORSHIP SALES



**Mike Mungliello**  
DIRECTOR, SPONSORSHIP SALES



**Mark Stiles**  
DIRECTOR, SPONSORSHIP SALES



**Candice Goudie**  
EXECUTIVE DIRECTOR,  
CHARITABLE FOUNDATIONS &  
COMMUNITY INVESTMENT



**Bob Godun**  
MANAGER, SECURITY  
& LOSS PREVENTION



# HOCKEY HALL OF FAME

Brookfield Place, 30 Yonge Street, Toronto, Ontario  
Phone: 416-360-7765 | www.hhof.com

## DOUG GILMOUR - Inducted 2011 - Player, 1988-92

On June 28, 2011, it was announced that Douglas Robert Gilmour would be honoured with induction into the Hockey Hall of Fame. He was born June 25, 1963 in Kingston, Ontario, and had a 20-year NHL career.

In 1980-81, his first year with the Cornwall Royals (OHL), Gilmour was 5'9" and 150 pounds. After an early injury curtailed his effectiveness in Cornwall's 1981 Memorial Cup championship, he returned to score 46 goals and 119 points in 1981-82.

Cornwall repeated as Memorial Cup champions and Gilmour, who had been passed over in his first year of draft eligibility, was selected by the St. Louis Blues in the seventh round, 134th overall. He was returned to junior hockey by the Blues for the 1982-83 season and set the OHL on fire with 70 goals and 177 points, capturing the Eddie Powers Trophy as the OHL's leading scorer. He set a record with a 55 consecutive games scoring streak and was named the league's most valuable player.

St. Louis signed him and he joined the team two weeks before the 1983-84 season. The Blues' captain at the time, Brian Sutter, nicknamed Gilmour 'Killer' for his intensity.

After three full seasons hovering around 50 points, Gilmour began to play a more open game and during the 1986 playoffs, he had 21 points in 19 games when the Blues came within a game of advancing to the Stanley Cup Final. The next season, 1986-87, he finished the regular schedule with a career-high 42 goals and 105 points and was selected to represent Team Canada at the 1987 Canada Cup. He scored two important goals in the series against the Soviet Union and was instrumental in Canada's victory at the tournament.

After another solid season in St. Louis, Gilmour was traded to the Calgary Flames at the beginning of the 1988-89 campaign. In Calgary, Gilmour continued his strong play in the playoffs, adding 22 points in 22 games as the Flames won the Stanley Cup in 1989. Gilmour scored the series-winning goal in Game Six of the Final against Montreal. Halfway through the 1991-92 season he was traded to the Toronto Maple Leafs in a blockbuster deal involving 10 players; the largest trade in league history.

Gilmour set a Leafs franchise record with 127 points in his first full season with Toronto in 1992-93. He became only the second Leaf after Darryl Sittler to register over a hundred points in a season and also led the team to within a game of the Stanley Cup Final, placing second in the playoffs scoring and leading the league with 25 assists. Gilmour placed second to Mario Lemieux in the race for the Hart Trophy as the league's most valuable player but won the Selke Trophy as the top defensive forward, a remarkable achievement for a player with such offensive numbers.

Gilmour had 111 points the next season, earning his second consecutive spot in the All-Star Game. He once again led the Leafs to the semi-finals in the playoffs. Gilmour was named the team captain in 1994-95 before the lockout-shortened season and remained a popular player in Toronto even as the team began to struggle. When the Leafs went into rebuilding mode midway through the 1996-97 season, Gilmour was sent to the New Jersey Devils. He spent one full season with the defence-oriented Devils and was signed as a free agent by the Chicago Blackhawks in the summer of 1998.

In the spring of 2000, he was traded to the Buffalo Sabres, then signed on as a free agent with the Montreal Canadiens in October 2001 and went on to play parts of two seasons with the Habs before he was dealt back to Toronto at the trade deadline in 2003.

He officially announced his retirement on September 8, 2003. Gilmour registered 1,414 points on the strength of 450 goals and 964 assists in 1,474 regular season games. He added 188 points (60 goals and 128 assists) in 182 playoff games.

On January 31, 2009, Gilmour became the 17th player to be honoured by the Toronto Maple Leafs when his number 93 was raised to the rafters of the Air Canada Centre.

## JOE NIEUWENDYK - Inducted 2011 - Player, 1986-1995

On June 28, 2011, it was announced that Joe Nieuwendyk would be honoured with induction into the Hockey Hall of Fame. Born in Oshawa, Ontario on September 10, 1966, and then raised in neighbouring Whitby, Joe Nieuwendyk played college hockey at Cornell University in New York State. Nieuwendyk spent three years on the Ivy League school's team and was twice named to the ECAC's First All-Star Team (1986 and 1987). He was also selected as an All-American in both years.

In 1985, after Nieuwendyk's freshman year at Cornell, the Calgary Flames were sufficiently impressed to draft him in the second round, 27th overall. In his first full season as a Flame (1987-88), the young centre scored 51 goals and 92 points, becoming only the second NHL player after Mike Bossy to score 50 goals in his rookie season. Nieuwendyk's totals also included an eye-popping 31 power-play goals and 8 game-

winners, and he was rewarded with the Calder Trophy as the league's top rookie.

In Nieuwendyk's second season with the Flames he won the Stanley Cup, again scoring 51 goals. In 1991, he was named captain of the Flames. When knee problems prevented Nieuwendyk from playing early in the 1995-96 season, the Flames found few takers on the trade market. Finally, in December 1995, the Flames traded Nieuwendyk to the Dallas Stars for Jarome Iginla and Corey Miller.

Nieuwendyk missed most of the 1998 playoff due to a knee injury. However, in 1999, his health and luck returned as Nieuwendyk scored 6 game-winning goals in the playoffs to lead the Stars to victory over the Buffalo Sabres in the Stanley Cup Finals. That spring, he was recipient of the Conn Smythe Trophy as the playoff MVP.





# HOCKEY HALL OF FAME

CONTINUED

## JOE NIEUWENDYK CONTINUED

Nieuwendyk went on to play parts of two more seasons with the Stars before he was traded to the New Jersey Devils. Following his arrival in New Jersey, Nieuwendyk reached numerous milestones, including the 500 goal-plateau, 500 assists and 1,000 points.

In 2003, Nieuwendyk earned his third career Stanley Cup ring despite missing the Devils' Final due to injury. Later that summer he signed as a free agent with the Toronto Maple Leafs where he suited up for one season before opting to move on to the Florida Panthers in the summer of 2005.

Nieuwendyk's first season with the Florida Panthers saw the centre tally 56 points in 65 games, however, the club failed to qualify for the playoffs that spring. Due to chronic back problems, Nieuwendyk retired three months into his second season with the Panthers.

Joe Nieuwendyk left the NHL as one of the most respected players of his time, collecting 564 goals and 562 assists for 1,126 points through 1,257 regular season games. In playoff action, he added 66 goals and 50 assists for 116 points in 158 games.

Besides three Stanley Cup championships, Nieuwendyk won the Calder Trophy in 1988, the King Clancy Trophy (for dedication to his community) in 1995 and the Conn Smythe Trophy in 1999.

On the international stage, Nieuwendyk represented Canada at the 1986 World Junior Championships, at the 1990 World Championships, and is a two-time member of Canada's Winter Olympic team (1998 and 2002).

## DARYL K. "DOC" SEAMAN - Inducted 2010 - Owner, 1980-09

On June 22, 2010, it was announced that Daryl K. "Doc" Seaman, a founding owner of the Calgary Flames, would be inducted into the Builder Category in the Hockey Hall of Fame.

Doc Seaman was born in Rouleau, Saskatchewan. He became one of Alberta's most successful oilmen and industrialists through his company, Bow Valley Industries, along with many other ventures. He and his brothers, B.J. and Don Seaman, were among the first wave of adventurous oilmen who pioneered the industry after the Second World War. Doc Seaman's war record was itself remarkable; he flew 82 successful combat missions out of North Africa as a sub-hunting pilot, earning a Government of France citation for bravery.

An original Calgary Flames owner, Doc Seaman followed the team passionately. Besides bringing the Flames to Calgary, he was a key player in building the Saddledome and bringing the 1988 Olympic Winter Games to Calgary.

A true hockey fan, Doc Seaman joined a small group of visionaries to save Canadian hockey from mediocrity at a time when the European game was becoming dominant. Canada's five straight junior hockey gold medal wins have their roots in Project 75, now called the Seaman Hotchkiss Hockey Foundation. He was a strong supporter of Hockey Canada's grassroots development program.

Among his numerous awards and achievements, Doc Seaman was the founding governor of the Hockey Canada Foundation in 1979; named an Officer, Order of Canada in 1993; elected to the Alberta Sports Hall of Fame in 2007; and received the Alberta Order of Excellence in 2008.

Doc Seaman becomes the second member of the Flames ownership group to be elected to the Hockey Hall of Fame. Harley N. Hotchkiss received the honour as a member of the Class of 2006. Daryl K. "Doc" Seaman passed away on Sunday, January 11, 2009, at the age of 86.

## AL MacINNIS - Inducted 2007 - Player, 1981-94

On November 12, 2007, Al MacInnis became the 10th member in the history of the Calgary Flames organization to be honoured with induction into the Hockey Hall of Fame.

Born Allan MacInnis on July 11, 1963, in Port Hood, Nova Scotia, he played junior hockey for the Kitchener Rangers beginning in 1980-81. During the summer of 1981, MacInnis was drafted in the first round, 15th overall, by the Flames. Although he played a handful of games for the Flames in both 1981-82 and 1982-83, MacInnis continued his junior career, which included a Memorial Cup championship in 1982.

After spending the early part of the 1983-84 season with the CHL's Colorado Flames, MacInnis became a full-time member of the Calgary Flames blue line later that season, playing 51 games and scoring 11 goals and 34 assists for 45 points.

MacInnis spent 13 seasons with Calgary before moving to St. Louis, but left Alberta having evolved into one of the most effective defencemen in the NHL. While with the Flames, he played in eight All-Star Games, but more importantly, was a key component of a Stanley Cup championship for Calgary in 1989, the first in franchise history. For his contributions in the playoffs that spring, including 7 goals and 24 assists in 22 games, MacInnis was awarded the Conn Smythe Trophy. In 803 games played, MacInnis recorded 822 points as a member of the Flames. He also holds the career franchise record for assists (609).



# HOCKEY HALL OF FAME

CONTINUED

## **HARLEY N. HOTCHKISS - Inducted 2006 - Owner, 1980-11**

---

On June 28, 2006, Flames co-owner Harley Hotchkiss received the prestigious honour of election to the Hockey Hall of Fame. Hotchkiss; the youngest of six children was raised on a farm near Tillsonburg, Ontario. He spent his winters on the pond playing hockey, emulating his beloved Toronto Maple Leafs. His idol was Syl Apps. In addition to dreaming of playing in the NHL, the young Hotchkiss also planned a second career in the business world, just in case. The game of hockey was the beneficiary of Harley's practical side as he has used his business success to ensure the growth and development of hockey in Canada.

An original member of the Flames ownership group, Harley Hotchkiss was among the group of local businessmen who introduced the National Hockey League to the City of Calgary in the spring of 1980. The pinnacle of their storied history occurred in 1989 when the Flames captured the Stanley Cup. Of his numerous contributions to the game, one of his most notable efforts and role on behalf of the NHL were to find a resolution to the NHL labour dispute that forced the cancellation of the 2004-05 season. Hotchkiss served six two-year terms as chairman of the NHL Board of Governors.

Harley Hotchkiss was an avid supporter of Hockey Canada and through his efforts the Flames continue to make annual financial contributions to Hockey Canada for the continued development and growth of the game. With the investment in bringing the NHL to Calgary, the purchase of the Flames funded the creation of the Centre of Excellence that offered coaching clinics, research in hockey development and sports injuries as well as athletic scholarships to Canadian universities. The introduction of Project 75, now known as the Seaman Hotchkiss Hockey Foundation, contributed over \$8 million that is distributed by Hockey Canada to benefit the game throughout the country.

His involvement in hockey reached from the grassroots to the top branch. As a young college athlete at Michigan State University, Harley Hotchkiss was a member of the 1950 Spartans varsity hockey club. His generosity for other like-minded hockey people was continuously demonstrated as he has made contributions for the construction of hockey arenas throughout Canada including Fox Valley, Saskatchewan, and Aylmer, Ontario. Harley Hotchkiss passed away on Wednesday, June 22, 2011.

## **PETER MAHER - Inducted 2006 - Play-by-Play**

---

Calgary Flames play-by-play man Peter Maher was honoured by the Hockey Hall of Fame as the winner of the 2006 Foster Hewett Memorial Award. Maher has been the voice of the Flames since the 1981-82 season. A native of Campbellton, New Brunswick, Maher's success as a hockey play-by-play voice led to his induction into the New Brunswick Sports Hall of Fame in 1996. Maher has also called World Championship games, six NHL All-Star games, and the Stanley Cup Finals in 1980, 1986, 1989 and 2004.

The award, named in honour of the late Foster Hewitt is presented in recognition of members of the radio and television industry who have made outstanding contributions to their profession and to the game of hockey.

## **CLIFF FLETCHER - Inducted 2004 - General Manager, 1972-91**

---

After an outstanding 48-year career that continues in the NHL, Cliff Fletcher was elected to the Hockey Hall of Fame as a Builder in 2004. Fletcher began his hockey career in 1956 with the Montreal Canadiens organization, starting as a scout under Sam Pollock. He joined the St. Louis Blues, eventually earning the role of Assistant General Manager, and helped manoeuvre the Blues into the Stanley Cup Final during the first three years of the franchise's existence. Fletcher was hired as the inaugural General Manager of the Atlanta Flames. He helped orchestrate the franchise's subsequent move from Atlanta to Calgary in time for the 1980-81 season. During Fletcher's regime with the Flames, his teams made the playoffs 16 straight seasons and finished first in their division in 1987-88, 1988-89 and 1989-90. In 1988-89, the Calgary Flames won the Stanley Cup.

Lured to Toronto in 1991, Fletcher spent six seasons as chief operating officer, president and general manager of the Maple Leafs. He was named the 1993 Executive of the Year by The Hockey News. As a team, Toronto improved by an incredible 32 points from 67 points in 1991-92 to a franchise-high 99 points in 1992-93. Following two seasons with the Tampa Bay Lightning as senior advisor to the General Manager, Fletcher was hired by the Phoenix Coyotes as executive vice-president and general manager. He is currently a senior advisor for the Toronto Maple Leafs.



# HOCKEY HALL OF FAME

CONTINUED

## **GRANT FUHR - Inducted 2003 - Player, 1999-00, Goaltending Consultant, 20-02**

Following a career that saw him attain over 400 NHL wins and amass five Stanley Cup championships, fittingly, Grant Fuhr was elected to the Hockey Hall of Fame in his first year of eligibility. Although all five Cups (1984, 1985, 1987, 1988, 1990) were collected while backstopping the Edmonton Oilers, Fuhr completed his career as a member of the Calgary Flames.

On October 22, 1999, the Flames defeated the Florida Panthers and Fuhr attained his 400th career win and became only the sixth goaltender in NHL history to reach that milestone. Fuhr's accomplishments include six All-Star Game appearances, Vezina Trophy (1987), Jennings Trophy (1994) and two Canada Cup titles (1984 and 1987).

## **JOE MULLEN - Inducted 2000 - Player, 1985-90**

In 345 career games with Calgary (1985-86 to 1989-90), Mullen recorded 388 points (190 G, 198 A). In 17 NHL seasons (1979-80 to 1996-97) with St. Louis, Calgary, Pittsburgh and Boston, the three-time Stanley Cup winner recorded 1,063 points (502 G, 561 A) in 1,062 games.

Mullen played in NHL All-Star games (1989, 1990 and 1994). He has won the Lady Byng Trophy (1987, 1989), NHL First All-Star Team (1989), NHL +/- Leader (1989), and won the Lester Patrick Trophy (1995).

## **MICHEL GOULET - Inducted 1998 - Scout, 2010-present**

Michel Goulet, a native of Peribonka, Quebec, played 1,089 regular season NHL games scoring 548 goals, 604 assists for 1,152 points and 825 penalty minutes. He started his pro career with the Birmingham Bulls in the World Hockey Association in 1978-79. Following the NHL/WHA merger, Goulet was declared eligible for the 1979 Entry Draft and was selected by the Quebec Nordiques. He spent 11 seasons with the Nordiques before being traded to the Chicago Blackhawks during the 1989-90 season.

Goulet was inducted into the Hockey Hall of Fame in 1998, alongside former teammate Peter Stastny.

Goulet's number 16 was retired by the Nordiques before a large crowd at le Colisée de Québec where he enjoyed his most productive years. Goulet won two Stanley Cups with the Colorado Avalanche in 1996 and 2001 as director of player personnel.

## **GUY LAPOINTE - Inducted 1993 - Assistant Coach & Scout, 1990-99**

Lapointe played 16 seasons in the NHL with the Montreal Canadiens, St. Louis Blues and Boston Bruins. One of the great players in the history of the game, Lapointe captured six Stanley Cup championships with the Canadiens ('71, '73-'76, '77, '78 and

'79). Lapointe, along with teammates Serge Savard and Larry Robinson, formed one of the top defence corps in the NHL. In 884 career games, Lapointe recorded 622 points (171 G, 451 A).

## **LANNY McDONALD - Inducted 1992 - Player, 1981-89, Management, 1989-03**

On September 21, 1992, Lanny McDonald became the first Calgary Flames player to be inducted into the Hockey Hall of Fame. McDonald finished his NHL career with 500 goals, 506 assists and 1,006 points in 1,111 games—all milestone achievements. He played 492 career games with the Flames recording 406 points (215 G, 191 A). McDonald won the Bill

Masterton Trophy (1982-83), the King Clancy Memorial Trophy (1987-88) and was named NHL Man-of-the-Year in 1988-89. He still holds the Flames record for most goals in a season (66 G, 1982-83) and scored the go-ahead goal in Calgary's Stanley Cup clinching win at Montreal in 1989.

## **BOB JOHNSON - Inducted 1992 - Head Coach, 1982-87**

Robert "Badger Bob" Johnson was one of hockey's greatest boosters both in Calgary and throughout North America. He led Calgary to the franchises first 40-win season in 1984-85 and posted a Flames coaching record of 193-155-52 in 400 games.

Johnson posted a career coaching record of 234-188-58 with Calgary (1982-83 to 1986-87) and Pittsburgh (1990-91). He led the Penguins to a Stanley Cup championship in 1991. "It's a great day for hockey" is a remark hockey fans will always remember.

## **GLENN HALL - Inducted 1975 - Goaltending Consultant, 1988-00**

During his 18 seasons in the NHL, Glenn "Mr. Goalie" Hall posted a 2.51 GAA and was consistently recognized as a top goaltender, being selected to the All-Star Team 11 times. Hall led the NHL in shutouts for six seasons, including his rookie campaign when he won the Calder Trophy and had 84 regular season career

shutouts. Hall still holds the record for most consecutive games by a goaltender, with 502, and appeared in 906 league games. He captured three Vezina Trophies, the Conn Smythe Trophy, one Stanley Cup and 13 All-Star Game appearances. In 1988 the Chicago Blackhawks retired Hall's jersey.



# NHL ALL-STAR SELECTIONS

PLAYERS VOTED TO END OF SEASON 1ST OR 2ND ALL-STAR TEAM

## JAROME IGINLA

2008-09 (Calgary) 1st  
2007-08 (Calgary) 1st  
2003-04 (Calgary) 2nd  
2001-02 (Calgary) 1st

## DION PHANEUF

2007-08 (Calgary) 1st

## MIIKKA KIPRUSOFF

2005-06 (Calgary) 1st

## JOE MULLEN

1988-89 (Calgary) 1st

## HAKAN LOOB

1987-88 (Calgary) 1st

## AL MacINNIS

1993-94 (Calgary) 2nd  
1990-91 (Calgary) 1st  
1989-90 (Calgary) 1st  
1988-89 (Calgary) 2nd  
1986-87 (Calgary) 2nd

## THEOREN FLEURY

1994-95 (Calgary) 2nd

## GARY SUTER

1987-88 (Calgary) 2nd

## LANNY McDONALD

1982-83 (Calgary) 2nd

## BRAD McCRIMMON

1987-88 (Calgary) 2nd

## MIKE VERNON

1988-89 (Calgary) 2nd

## YOUNG STARS GAME

2003-04	Matthew Lombardi
2002-03	Jordan Leopold
2001-02	Robyn Regehr

## NHL ALL-ROOKIE TEAMS

2005-06	Dion Phaneuf	1987-88	Joe Nieuwendyk
1997-98	Derek Morris	1985-86	Gary Suter
1996-97	Jarome Iginla	1983-84	Hakan Loob
1989-90	Sergei Makarov	1983-84	Jamie Macoun


## ALL-STAR GAME APPEARANCES

2011-12	Jarome Iginla
2008-09	Jarome Iginla
2007-08	Jarome Iginla (Named Team Captain for Western Conference), Dion Phaneuf
2006-07	Miikka Kiprusoff, Dion Phaneuf
2003-04	Jarome Iginla
2002-03	Jarome Iginla
2001-02	Jarome Iginla
1999-00	Valeri Bure, Phil Housley
1998-99	Theoren Fleury
1997-98	Theoren Fleury
1996-97	Theoren Fleury
1995-96	Theoren Fleury
1994-95	No All-Star Game
1993-94	Al MacInnis, Joe Nieuwendyk
1992-93	Gary Roberts, Mike Vernon
1991-92	Gary Roberts, Al MacInnis, Theoren Fleury
1990-91	Al MacInnis, Theoren Fleury, Gary Suter, Mike Vernon
1989-90	Al MacInnis, Joe Mullen, Joe Nieuwendyk, Mike Vernon


1988-89	Joe Mullen, Gary Suter, Joe Nieuwendyk, Mike Vernon
1987-88	Al MacInnis, Brad McCrimmon, Gary Suter, Joe Nieuwendyk, Mike Vernon
1986-87	Rendezvous '87
1985-86	Gary Suter
1984-85	Al MacInnis, Paul Reinhart
1983-84	Lanny McDonald
1982-83	Lanny McDonald
1981-82	Pekka Rautakallio
1980-81	Kent Nilsson
1979-80	Kent Nilsson (Atlanta)
1978-79	Challenge Cup
1977-78	Bill Clement (Atlanta)
1976-77	Tom Lysiak, Eric Vail (Atlanta)
1975-76	Curt Bennett, Tom Lysiak (Atlanta)
1974-75	Curt Bennett, Tom Lysiak (Atlanta)
1973-74	Al McDonough (Atlanta)
1972-73	Randy Manery (Atlanta)




# FLAMES ALL-TIME TROPHY WINNERS



**MARK MESSIER  
LEADERSHIP AWARD**  
BEST LEADER  
2008-09 | Jarome Iginla



**VEZINA  
TROPHY**  
BEST GOALTENDER  
2005-06 | Miikka Kiprusoff



**WILLIAM M. JENNINGS  
TROPHY**  
FEWEST GOALS AGAINST  
2005-06 | Miikka Kiprusoff



**MAURICE "ROCKET"  
RICHARD TROPHY**  
MOST GOALS  
2003-04 | Jarome Iginla  
2001-02 | Jarome Iginla



**LESTER B. PEARSON  
AWARD**  
MVP-VOTED BY PLAYERS  
2001-02 | Jarome Iginla



**ART ROSS  
TROPHY**  
MOST POINTS  
2001-02 | Jarome Iginla



**BILL MASTERTON  
TROPHY**  
DEDICATION  
1995-96 | Gary Roberts  
1982-83 | Lanny McDonald



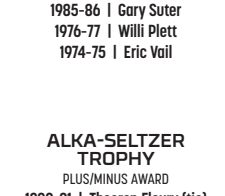
**CALDER MEMORIAL  
TROPHY**  
TOP ROOKIE  
1989-90 | Sergei Makarov  
1987-88 | Joe Nieuwendyk  
1985-86 | Gary Suter  
1976-77 | Willi Plett  
1974-75 | Eric Vail



**CONN SMYTHE  
TROPHY**  
PLAYOFF MVP  
1988-89 | Al MacInnis



**KING CLANCY  
AWARD**  
HUMANITARIAN CONTRIBUTION  
2003-04 | Jarome Iginla  
1994-95 | Joe Nieuwendyk  
1987-88 | Lanny McDonald



**ALKA-SELTZER  
TROPHY**  
PLUS/MINUS AWARD  
1990-91 | Theoren Fleury (tie)  
1988-89 | Joe Mullen  
1987-88 | Brad McCrimmon



**LADY BYNG  
TROPHY**  
GENTLEMANLY CONDUCT  
1988-89 | Joe Mullen  
1986-87 | Joe Mullen  
1978-79 | Bob MacMillan



# BECAUSE OF YOU



Wheelchair Hockey



Ronald McDonald House Visit



Camp Kindle

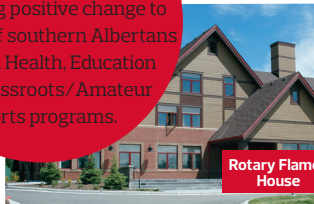
The mission of the Flames Foundation for Life is to fully support initiatives that bring positive change to the lives of southern Albertans through Health, Education and Grassroots/Amateur sports programs.



Enmax Pond Hockey



Children's Hospital Christmas Visit



Rotary Flames House



Flames EvenStrength Program



Rink Renovations



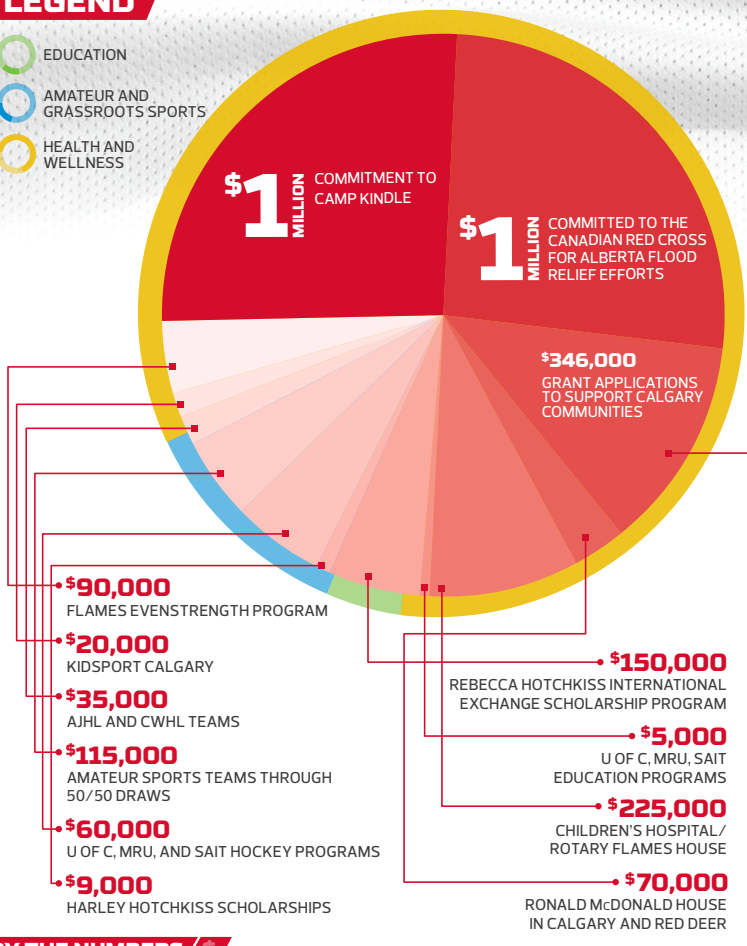
Rotary Flames House

# INSPIRE, EDUCATE, MOTIVATE

## FLAMES FOUNDATION ANNUAL COMMITMENTS

### LEGEND

- EDUCATION
- AMATEUR AND GRASSROOTS SPORTS
- HEALTH AND WELLNESS



### BY THE NUMBERS

GRANT APPLICATIONS FUNDED THIS YEAR

- \$100,000** · ROTARY PARKWAY
- \$50,000** · WOOD'S HOMES
- \$31,000** · UNITED WAY

- \$30,000** · FRESH START RECOVERY CENTRE
- \$25,000** · CALGARY WOMEN'S EMERGENCY SHELTER
- \$21,000** · CHILDREN'S COTTAGE SOCIETY
- \$10,000** · THE MUSTARD SEED
- \$8,000** · KIDS HELP PHONE

- \$6,000** · SPECIAL OLYMPICS
- \$5,000** · HOSPICE CALGARY
- \$5,000** · JOHN CURRIE AMATEUR SPORT LEGACY FUND
- \$5,000** · ARBI
- \$5,000** · CALGARY READS
- \$5,000** · AARC



**CGY** | CALGARY FLAMES  
GRADE 6 YMCA PROGRAM

# ARE YOU A GRADE 6 STUDENT?

All grade 6 students in Calgary are eligible for FREE memberships. Visit any Calgary YMCA to sign up. **Program starts September 1, 2014.**





# COMMUNITY RELATIONS



Since its creation in 1983, the Flames Foundation for Life has served as the charitable arm of the Calgary Flames Hockey Club, offering much-needed funding to varied and far-reaching charities. Continuously evolving over its years in operation, the Flames Foundation now provides millions of dollars in contributions to these key pillars: amateur and grassroots sports, health, medical research and education. In keeping with the original mandate of the ownership group, the Flames Foundation for Life strives to bring positive change to the lives of thousands of southern Albertans.

## READING...GIVE IT A SHOT!

---

Entering into its 18th season is the Reading...Give it a Shot! program. This program promotes the importance of literacy for grades 4, 5 and 6 students and rewards them with Flames-themed bookmarks for every 100 minutes of reading.

Schools involved in the program are entered into a draw to receive a visit from Flames players. Players do two school visits a season where they answer questions and speak to the students to further reinforce the positive effects of literacy.

Harvey the Hound also promotes literacy to younger students eager to participate in the program. Harvey has his own set of bookmarks that students from kindergarten through grades 3 can collect for achieving their own reading goals.

Over 24,000 students participated last season in both programs. Students who meet their goals or collect all 24 bookmarks are rewarded with tickets to a Flames game or Flames jersey.

For more information or to get your school involved please visit: [http://cepfoundation.com/initiatives/rgis\\_about.html](http://cepfoundation.com/initiatives/rgis_about.html)

## ENMAX POND HOCKEY

---

For over 15 years, the Calgary Flames have teamed up with ENMAX Energy and Calgary Hockey Development to match minor hockey players with their Flames heroes. Flames players visit two different communities around the Calgary area for a game of pond hockey with a lucky minor hockey team. ENMAX Pond Hockey has reached over 10,000 athletes since the initiation of the program.

To register your minor hockey team in the program for a chance to play with the pros please visit:

<https://www.enmax.com/community/out-in-the-community>





# COMMUNITY RELATIONS

CONTINUED



## WHEELCHAIR HOCKEY GAME

---

Every year the Flames take their game off-site to the Gordon Townsend School in the Alberta Children's Hospital for a game of wheelchair hockey. In the 34 years that the players have participated, the Townsend Tigers stand undefeated. Beesley announces the game and Harvey the Hound acts as the referee. Following the game, the players sign autographs for the winning champions.



## ALBERTA CHILDREN'S HOSPITAL HOLIDAY VISIT

---

Each December, the Flames team, their significant others and Harvey the Hound visit the Alberta Children's Hospital to bring some holiday cheer to its patients. The players bring stuffed Harvey the Hound dolls and blankets to hand out and create crafts with the children.





# PLAYER PROGRAMS



Through active community and player relations the Calgary Flames continue to endeavour, to develop and implement impactful and high profile community relations programs while establishing relationships with schools, youth sports, minor hockey and other charitable foundations.

While the Flames team programs continue to give back to the community, many Flames players also have personal commitments to charities and initiatives of their choosing. The players listed below have taken on additional personal commitments.

## **T. J. BRODIE - SKATE IN STRIDES**

---

T.J. Brodie has aligned with Cystic Fibrosis Canada for his new program, T.J. Brodie - Skate in Strides. Brodie has created custom skate guards for sale at FanAttic stores and online. These skate guards will be sold for \$20. The proceeds will be directed to Cystic Fibrosis Canada and Brodie will match those proceeds. The Flames Foundation for Life matches all player program donations making the total donation to Cystic Fibrosis Canada for each pair of skate guards sold, \$30.

Brodie is also a huge advocate for organ donation and urges everyone to register as an organ donor.



## **MATT STAJAN - THE EMERSON STAJAN FOUNDATION**

---

Matt Stajan is the Flames Ambassador for the Alberta Children's Hospital. Stajan also donates a set of season's tickets to the hospital to distribute to patients, families and volunteers. Stajan and his wife Katie also attend various events and volunteer with the hospital.

This season, Matt and Katie have created a Foundation in memory of their son. For each point Stajan collects over the season, he will donate \$200 to the Emerson Stajan Foundation which will benefit the NICU at Foothills Hospital and the Alberta Children's Hospital. They are also planning their first annual event, An Evening Under the Stars Charity Gala in January to raise funds for the Emerson Stajan Foundation.



# PLAYER PROGRAMS

CONTINUED



## MIKAEL BACKLUND - THE ALS SOCIETY OF ALBERTA

---

This season, Mikael Backlund has chosen to align himself with the ALS Society of Alberta, an organization near to him and his girlfriend's hearts. Backlund will donate \$200 for every point earned to the ALS Society of Alberta and will act as a spokesperson for the organization, attending events and promoting their cause.

Backlund also has a close relationship with the Kids Cancer Care Foundation and will continue to support them by attending various events and through donating tickets to games followed by a meet and greet with Backlund.



## CURTIS GLENCROSS - GLENCROSS INVITATIONAL CHARITY ROUGHSTOCK EVENT

---

Curtis Glencross hosts the Glencross Invitational Charity Roughstock Event in Red Deer, Alberta each August. This year marked this third annual poker tournament and roughstock rodeo event. Glencross and his family and friends organize all aspects of the event and have raised more than \$750,000 over the past three years.

Funds raised at the event are directed toward the Ronald McDonald House Central Alberta and to Minor Hockey.



## MARK GIORDANO - TEAM GIORDANO PROJECT

---

Mark Giordano has created a new initiative to kick off the season. Giordano and his wife Lauren have created the Team Giordano Project where they have selected three Calgary schools to receive funding over the next three years from the Giordanos which is then matched by the Flames Foundation for Life.

Through this funding, the schools will not only receive items such as new gym equipment or computers but they will also receive visits and mentorship from Mark and Lauren. Giordano will organize floor hockey games and visits to Flames practices. The kids will also receive a Gio journal where they can learn about setting goals and track different accomplishments that help them work towards being the best they can be.



# TEAM AWARDS



MATT STAJAN

## THE J.R. McCAIG MEMORIAL AWARD

This award honours two Calgary Flames personnel, a player and staff member, who best exemplify Mr. McCaig's enduring virtues of respect, courtesy and compassion for all individuals he encountered both in his professional and everyday life.

The 2013-14 J.R. McCaig Memorial Award recipients were Matt Stajan, and Marc Leost.



J. R. McCaig  
1929-2005



MARC LEOST

## PREVIOUS J.R. McCAIG MEMORIAL AWARD WINNERS

2012-13	Lee Stempniak Geordie MacLeod	2008-09	Craig Conroy Luke Dauray
2011-12	Mark Giordano Art Hernandez	2007-08	Jarome Iginla Bob Godun
2010-11	Tim Jackman Candice Goudie	2006-07	Stephane Yelle Gail Miller
2009-10	Daymond Langkow Mike Duben	2005-06	Robyn Regehr Mark Stiles

## THE RALPH T. SCURFIELD HUMANITARIAN AWARD

This award is presented annually to the Calgary Flames player who best exemplifies the qualities of perseverance, determination and leadership on the ice combined with dedication to community service.

The 2013-14 Ralph T. Scurfield Humanitarian Award recipient was Mikael Backlund.



MIKAEL BACKLUND




Ralph T. Scurfield  
1928-1985

## PREVIOUS SCURFIELD AWARD WINNERS

2012-13.....Matt Stajan	2005-06.....Rhett Warren	1997-98.....Ed Ward	1990-91.....Jamie Macoun
2011-12.....Curtis Glencross	2003-04.....Martin Gelinas	1996-97.....Mike Sullivan	1989-90.....Tim Hunter
2010-11.....Cory Sarich	2002-03.....Denis Gauthier	1995-96.....Gary Roberts	1988-89.....Lanny McDonald
2009-10.....Craig Conroy	2001-02.....Jarome Iginla	1994-95.....Not awarded	1987-88.....Jim Peplinski
2008-09.....David Moss	2000-01.....Jarome Iginla	1993-94.....Al MacInnis	1986-87.....Lanny McDonald
2007-08.....Dion Phaneuf	1999-00.....Robyn Regehr	1992-93.....Joel Otto	
2006-07.....Rhett Warren	1998-99.....Ed Ward	1991-92.....Bob Johnson	



# THE PLAYERS



# Mikael BACKLUND

**#11 - CENTRE**

**BORN:** Vasteras, SWE

**DATE:** March 17, 1989

**HEIGHT:** 6'0"

**WEIGHT:** 200 lbs.

**SHOOTS:** Left

**HOW ACQUIRED:** 1st round, 24th overall,  
in the 2007 NHL Draft

## CAREER RECORD

SEASON	CLUB	LEA.	REGULAR SEASON					PLAYOFFS				
			GP	G	A	PTS	PIM	GP	G	A	PTS	PIM
2005-06	Vasteras	SWE-2	12	2	2	4	14	-	-	-	-	-
2006-07	Vasteras	SWE-1	18	1	2	3	14	-	-	-	-	-
	Vasteras	SWE-2	7	5	4	9	8	5	1	0	1	4
2007-08	Vasteras	SWE-1	37	9	4	13	24	-	-	-	-	-
	Vasteras	SWE-2	9	7	6	13	20	-	-	-	-	-
	Sweden	WJC	6	3	4	7	10	-	-	-	-	-
2008-09	Vasteras	SWE-1	17	4	4	8	39	-	-	-	-	-
	Calgary	NHL	1	0	0	0	0	-	-	-	-	-
	Kelowna	WHL	28	12	18	30	26	19	13	10	23	26
2009-10	Abbotsford	AHL	54	15	17	32	26	13	1	8	9	14
	Calgary	NHL	23	1	9	10	6	-	-	-	-	-
2011	Sweden	WC	9	3	2	5	2	-	-	-	-	-
2010-11	Calgary	NHL	73	10	15	25	18	-	-	-	-	-
	Abbotsford	AHL	1	0	0	0	0	-	-	-	-	-
2011-12	Calgary	NHL	41	4	7	11	16	-	-	-	-	-
2012-13	Calgary	NHL	32	8	8	16	29	-	-	-	-	-
	Vasteras IK	Swe-2	23	12	18	30	22	-	-	-	-	-
2013-14	Calgary	NHL	76	18	21	39	32	-	-	-	-	-
<b>TOTALS</b>		NHL	246	41	60	101	101	-	-	-	-	-
		AHL	55	15	17	32	26	13	1	8	9	14
		WHL	28	12	18	30	26	19	13	10	23	26
		SWE-1	72	14	10	24	77	-	-	-	-	-
		SWE-2	39	24	28	52	50	5	1	0	1	4

## BACKLUND VS NHL

TEAM	REGULAR SEASON					PLAYOFFS				
	GP	G	A	PTS	PIM	GP	G	A	PTS	PIM
Anaheim	14	2	1	3	23	0	0	0	0	0
Boston	5	0	0	0	0	0	0	0	0	0
Buffalo	2	0	1	1	0	0	0	0	0	0
Carolina	5	2	1	3	2	0	0	0	0	0
Chicago	14	3	2	5	2	0	0	0	0	0
Colorado	14	1	8	9	10	0	0	0	0	0
Columbus	9	2	3	5	2	0	0	0	0	0
Dallas	9	1	2	3	2	0	0	0	0	0
Detroit	12	3	1	4	4	0	0	0	0	0
Edmonton	18	4	7	11	10	0	0	0	0	0
Florida	3	0	1	1	0	0	0	0	0	0
Los Angeles	12	1	2	3	6	0	0	0	0	0
Minnesota	16	3	3	6	2	0	0	0	0	0
Montreal	4	0	0	0	2	0	0	0	0	0
Nashville	12	3	3	6	10	0	0	0	0	0
New Jersey	4	0	3	3	0	0	0	0	0	0
NY Islanders	5	1	1	2	2	0	0	0	0	0
NY Rangers	3	1	0	1	0	0	0	0	0	0
Ottawa	7	0	2	2	0	0	0	0	0	0
Philadelphia	3	0	0	0	4	0	0	0	0	0
Phoenix	13	4	3	7	8	0	0	0	0	0
Pittsburgh	3	1	0	1	0	0	0	0	0	0
St. Louis	10	0	4	4	2	0	0	0	0	0
San Jose	16	2	6	8	4	0	0	0	0	0
Tampa Bay	5	0	1	1	0	0	0	0	0	0
Toronto	3	1	0	1	0	0	0	0	0	0
Vancouver	17	5	2	7	6	0	0	0	0	0
Washington	5	0	3	3	0	0	0	0	0	0
Winnipeg	3	1	0	1	0	0	0	0	0	0
<b>TOTALS</b>	<b>246</b>	<b>41</b>	<b>60</b>	<b>101</b>	<b>101</b>	<b>0</b>	<b>0</b>	<b>0</b>	<b>0</b>	<b>0</b>

## 2013-14 HIGHLIGHTS

Picked up assists in his first two games Oct. 3 & 4 ... scored his first goal of the season on Oct. 6 and had points in the first three games (1G, 2A) ... had a pair of assists on Nov. 8 ... tallied the game-winning goal on Dec. 4 ... played in his 200th game on Dec. 12 ... had his second multi-assist game of the season with a pair on Dec. 23 ... scored power-play goals in back-to-back games Jan. 11 & 13 ... had a three-game goal streak Jan. 11 - 14 ... played a career high 27:07 on Jan. 18 ... scored a goal and added an assist, his third multi-point game on Jan. 24 ... scored a pair of goals on Jan. 28 ... had two assists on Jan. 30 ... scored a shorthanded goal and the overtime winner on Feb. 1 and had two points in four straight games ... had a goal and an assist for his fifth multi-point game in the last six games on Feb. 6 ... tied a career high with three points (2G, 1A) on Mar. 12 ... had his sixth two point game since Jan. 24 on Mar. 21 ... missed five games Apr. 4 - 13 with an upper body injury ... led Flames and finished tied-14th in NHL in takeaways with 63 ... led Flames and finished 1st in NHL in faceoff wins with 628 ... led Flames and finished tied third in shorthanded goals with four.

## NHL HIGHLIGHTS

### FIRST

GP: 01/08/2009 CGY 5 vs. NYI 2  
 Goal: 01/28/2010 CGY 2 at PHX 3  
 Asst: 01/30/2010 CGY 6 vs. EDM 1

### LONGEST PERSONAL STREAKS

Goals: 3 (1X) 01/11/2014 - 01/14/2014 (3G)  
 Assists: 4 (1X) 03/28/2010 - 04/04/2010 (5A)  
 Pts: 4 (3X) 03/15/2014 - 03/22/2014 (2G-3A)

### MOST (1 GAME | MOST RECENT)

Goals: 2 (4X) 03/12/2014 CGY 7 vs. ANA 2  
 Assists: 3 (1X) 04/06/2011 CGY 6 vs. EDM 1  
 Points: 3 (2X) 03/12/2014 CGY 7 vs. ANA 2 (2G-1A)  
 SOG: 9 (1X) 03/30/2014 CGY 3 at OTT 6  
 PIM: 17 (1X) 04/19/2013 CGY 3 vs. ANA 1  
 Multi-Pt Games: 15 03/21/2014 CGY 5 vs. NSH 6 (1G-1A)





# Mikael BACKLUND

## CAREER HIGHLIGHTS

---

**2012-13:** Started the season in the Swedish second division with his hometown team in Vasteras ... picked up an assist in the first game of the season on Jan. 20 ... scored his first goal of the season on Jan. 23 ... scored in back-to-back games Jan. 23 and Jan. 26 which tied a career-high ... scored his third goal (50th career point) on Feb. 8 before leaving the game with a grade 2 MCL sprain and was put on IR ... returned to the lineup from injury on Mar. 8 ... scored his sixth goal, had a team-high four shots and went 10/15 in the faceoff circle on Apr. 5 ... had a pair of assists on Apr. 12 ... had a team-high five shots on net Apr. 15 ... had more penalty minutes in one game than all of the previous season when he was assessed 17 PIM vs. ANA on Apr. 19 ... finished third on the Flames in takeaways with 28.

**2011-12:** Had surgery on his pinky finger of his left hand during pre-season and missed the first 14 games of the season ... made his 2011-12 debut on Nov. 11 playing 15:49, had three shots, two hits and won 6/9 faceoffs ... played his 100th career game and made his home debut of the season on Nov. 15 ... picked up his first point of the season (assist) on Nov. 27 ... his first goal of the season was the game-winner on Dec. 3 ... scored the game-winning goal on Dec. 23 ... had a pair of assists on Jan. 10 ... injured his shoulder on Feb. 11 and was put on IR missing the last 26 games of the season.

**2010-11:** Finished the season tied for 18th amongst NHL rookies with 10 goals ... set career-highs in games played (73), registering 25 points (10G, 15A, 18 PIM) ... changed his jersey number from 60 to 11 for the 2010-11 season ... had his first career multi-goal game with a pair of goals on Oct. 21 ... scored his third goal on Nov. 9 ... led the team in shots (5) on Nov. 17 ... scored his first game-winning goal on Feb. 3 ... earned his 10th assist on Mar. 9 ... scored in back-to-back games Mar. 12-15 ... had a three-game point streak (2G, 1A) Mar. 12-17 ... had a career-high 3 assists on Apr. 6.

**2009-10 FLAMES:** Played 23 games for the Flames and had 10 points, including one goal against PHX on Jan. 28.

**2009-10 HEAT (AHL):** Played 54 games for the Heat, registering 32 points (15G, 17A) in helping the team make the AHL's Calder Cup Playoffs ... **PLAYOFFS (AHL):** Had nine points (1G, 8A) in 13 games as the Heat made it to the second round of the post-season.

**2008-09 FLAMES:** Made his NHL debut and recorded a shot in 10:44 of ice time for the Flames on Jan. 8 vs. NYI.

## JUNIOR

---

**2008-09:** Joined the Kelowna Rockets of the WHL mid-way through their season ... played 28 games for Kelowna and recorded 30 points (12G, 18A) as the Rockets finished third in the Western Conference ... **PLAYOFFS:** Recorded 23 points (13G, 10A) and 26 PIM in 19 games for Kelowna as they were crowned WHL Champions.

**MEMORIAL CUP:** Had four assists in four games as the Rockets lost to Windsor in the Memorial Cup final.

## INTERNATIONAL

---

**2013-14:** Played for Team Sweden in the 2014 World Championship in Belarus and had eight points (5G, 3A) including two game-winning goals for the bronze medal winning Swedes.

**2010-11:** Played for Team Sweden in the 2011 World Championship in Slovakia and had five points (3G, 2A) for the silver medal winning Swedes.

**2009-10:** Played for Team Sweden in the 2010 World Championship in Germany and recorded an assist in six games as Sweden captured the bronze medal.

**2008-09:** Played in the 2009 World Junior Championship in Ottawa and recorded seven points (5G, 2A) in six games for the silver medal winning Swedes ... was named one of Sweden's top three players for the tournament.

**2007-08:** Played in the 2008 World Junior Championship in the Czech Republic and recorded seven points (3G, 4A) for the silver medal winning Swedish team.



# Brandon BOLLIG

**#25 - LEFT WING**

**BORN:** St. Charles, MO

**DATE:** January 31, 1987

**HEIGHT:** 6'2"

**WEIGHT:** 221 lbs.

**SHOOTS:** Left

**HOW ACQUIRED:** Trade with Chicago in exchange for Calgary's 2014 3rd round pick on June 28, 2014

## CAREER RECORD

SEASON	CLUB	LEA.	REGULAR SEASON					PLAYOFFS				
			GP	G	A	PTS	PIM	GP	G	A	PTS	PIM
2005-06	Lincoln	USHL	58	8	8	16	175	9	1	2	3	12
2006-07	Lincoln	USHL	57	14	12	26	207	4	0	2	2	2
2007-08	Lincoln	USHL	58	15	16	31	211	8	2	4	6	40
2008-09	St. Lawrence	ECAC	36	6	7	13	51	-	-	-	-	-
2009-10	St. Lawrence	ECAC	42	7	18	25	83	-	-	-	-	-
	Rockford	AHL	3	1	1	2	7	-	-	-	-	-
2010-11	Rockford	AHL	55	4	0	4	115	-	-	-	-	-
2011-12	Rockford	AHL	53	3	6	9	163	-	-	-	-	-
	Chicago	NHL	18	0	0	0	58	4	1	0	1	19
2012-13	Rockford	AHL	35	5	4	9	157	-	-	-	-	-
	Chicago	NHL	25	0	0	0	51	5	0	0	0	2
2013-14	Chicago	NHL	82	7	7	14	92	15	0	1	1	16
	<b>TOTAL</b>	NHL	125	7	7	14	201	24	1	1	2	37
		AHL	146	13	11	24	442	-	-	-	-	-
		ECAC	78	13	25	38	134	-	-	-	-	-
		USHL	173	37	36	73	593	21	3	8	11	54

## BOLLIG VS NHL

TEAM	REGULAR SEASON					PLAYOFFS				
	GP	G	A	PTS	PIM	GP	G	A	PTS	PIM
Anaheim	5	0	0	0	2	0	0	0	0	0
Boston	2	1	0	1	0	2	0	0	0	0
Buffalo	2	0	0	0	2	0	0	0	0	0
Calgary	5	0	1	1	10	0	0	0	0	0
Carolina	2	0	0	0	0	0	0	0	0	0
Colorado	7	0	1	1	0	0	0	0	0	0
Columbus	4	1	0	1	7	0	0	0	0	0
Dallas	8	0	0	0	7	0	0	0	0	0
Detroit	4	0	0	0	0	0	0	0	0	0
Edmonton	3	0	1	1	0	0	0	0	0	0
Florida	2	0	0	0	7	0	0	0	0	0
Los Angeles	7	0	0	0	12	6	0	1	1	2
Minnesota	9	0	1	1	11	6	0	0	0	4
Montreal	2	0	0	0	0	0	0	0	0	0
Nashville	9	0	1	1	9	0	0	0	0	0
New Jersey	3	0	0	0	0	0	0	0	0	0
NY Islanders	2	0	0	0	0	0	0	0	0	0
NY Rangers	3	1	0	1	7	0	0	0	0	0
Ottawa	3	0	0	0	7	0	0	0	0	0
Philadelphia	2	0	1	1	14	0	0	0	0	0
Phoenix	4	1	0	1	13	4	1	0	1	19
Pittsburgh	2	0	0	0	0	0	0	0	0	0
St. Louis	13	0	0	0	57	6	0	0	0	12
San Jose	3	0	0	0	4	0	0	0	0	0
Tampa Bay	2	0	0	0	0	0	0	0	0	0
Toronto	3	0	0	0	5	0	0	0	0	0
Vancouver	7	0	0	0	23	0	0	0	0	0
Washington	3	1	0	1	2	0	0	0	0	0
Winnipeg	4	2	1	3	2	0	0	0	0	0
<b>TOTAL</b>	<b>125</b>	<b>7</b>	<b>7</b>	<b>14</b>	<b>201</b>	<b>24</b>	<b>1</b>	<b>1</b>	<b>2</b>	<b>37</b>

## 2013-14 HIGHLIGHTS

**BLACKHAWKS:** Netted his first career regular-season goal and Chicago's first goal of the season on Oct. 1 vs. WSH ... recorded his first NHL assist on Oct. 26 vs. MIN ... earned a career-high two points (1G, 1A) and +3 rating on Nov. 2 ... notched a career-high six shots on goal on Jan. 29 at VAN ... played 100th career NHL game on Feb. 1 ... had points in back-to-back games (1G, 1A) from Mar. 4 - 6 ... skated in a career-high 15:20 of TOI on Apr. 12 at NSH ... led Chicago in hits (203) and penalty minutes (92) ... finished with a career-high seven goals, seven assists and 14 points while playing all 82 regular-season games ... tallied a career-high 109 shots on goal.

## NHL HIGHLIGHTS

### FIRST

GP: 02/29/2012 CHI 5 vs. TOR 4  
 Goal: 10/01/2013 CHI 6 vs. WAS 4  
 Asst: 10/26/2013 CHI 3 vs. MIN 5

### LONGEST PERSONAL STREAKS

Goal: 1 (7X) 03/06/2014 - 03/06/2014 (1G)  
 Assists: 1 (7X) 03/04/2014 - 03/04/2014 (1A)  
 Pts: 2 (2X) 03/04/2014 - 03/06/2014 (1G-1A)

### MOST (1 GAME | MOST RECENT)

Goals: 1 (7X) 03/06/2014 CHI 6 vs. CBJ 1  
 Assists: 1 (7X) 03/04/2014 CHI 2 vs. COL 4  
 Point: 2 (1X) 11/02/2013 CHI 5 at WPG 1 (1G-1A)  
 SOG: 6 (1X) 01/29/2014 CHI 5 at VAN 2  
 PIM: 17 (3X) 10/17/2013 CHI 2 vs. STL 3  
 Multi-Pt Games: 1 11/02/2013 CHI 5 at WPG 1 (1G-1A)



# Brandon BOLLIG

## CAREER HIGHLIGHTS

---

**2012-13:** Split the season between Chicago and the American Hockey League's Rockford IceHogs ... paced Chicago with 51 PIM in 25 regular-season games ... tied for third among NHL rookies with a team-high five fighting majors ... skated in a season-high 12:10 on Apr. 26 vs. CGY ... tallied a season-high four shots twice Mar. 14 at CBJ and Mar. 20 at ANA ...

**PLAYOFFS:** Skated in a career-most five playoff tilts en route to winning the 2013 Stanley Cup ... **ICEHOGS (AHL):** Set an AHL career-high with five goals and matched an AHL career-best nine points in 35 regular-season games with Rockford ... led the club and ranked second in the league at the time he was called up with 157 PIM.

**2011-12:** Split the season between Chicago and Rockford ... recorded 58 PIM in 18 regular-season games with the Blackhawks, ranking third on the club and sixth among league freshmen ... ranked second on the team and fourth among NHL rookies with eight fighting majors ... made his NHL debut on Feb. 29 vs. TOR, recording a fighting major, two shots, one hit and one blocked shot in 5:34 of TOI ... **PLAYOFFS:** Posted one goal in four post-season appearances in his NHL playoff debut vs. PHX in the Western Conference Quarterfinals ... made his NHL post-season debut on Apr. 12 ... netted his first career NHL playoff point with a game-tying goal in Game 2 on Apr. 14, becoming the first Blackhawk to log his first NHL point on a playoff goal since Warren Rychel vs. MIN on Apr. 6, 1991 ... registered a professional career-high six assists and nine points in 53 contests with Rockford.

**2010-11:** Tallied four goals in 55 regular-season tilts with Rockford ... ranked fifth on the club with 115 PIM.

**2009-10:** Made his professional debut with Rockford on Apr. 6 at Houston ... netted his first pro goal and his first pro assist on Apr. 10 at San Antonio ... recorded two points (1G, 1A) and 7 PIM in three regular-season games with Rockford.

## COLLEGE

---

**2009-10 ST. LAWRENCE (ECAC):** Posted collegiate career-highs in goals (7), assists (18), points (25) and PIM (83) in 42 games with the ECAC's St. Lawrence University ... ranked second on the team with 102 shots and fourth with 25 points ... ranked second in the league with a team-leading 83 PIM.

**2008-09:** Posted 13 points (6G, 7A) in 36 games for St. Lawrence University ... finished third on the team with 51 PIM.


## JUNIOR

---

**2007-08 LINCOLN (USHL):** Registered junior career-highs in goals (15), assists (16) and points (31) in 58 regular-season tilts with the United States Hockey League's Lincoln Stars ... ranked second in the league with a team-high 211 PIM ... shared fourth in the club with six points (2G, 4A) and led the team with 40 PIM in eight post-season appearances.

**2006-07:** Recorded 26 points (14G, 12A) in 57 regular-season games ... ranked second in the league with a team-high 207 PIM ... **PLAYOFFS:** Tallied two assists and 2 PIM in four post-season appearances.

**2005-06:** Registered 16 points (8G, 8A) and a team-leading 175 PIM in 58 regular-season games with Lincoln ... **PLAYOFFS:** Tallied one goal, two assists and 12 PIM in nine post-season appearances.



# Lance BOUMA

**#17 - LEFT WING**

**BORN:** Provost, AB

**DATE:** March 25, 1990

**HEIGHT:** 6'1"

**WEIGHT:** 210 lbs.

**SHOOTS:** Left

**HOW ACQUIRED:** 3rd round, 78th overall,  
in the 2008 NHL Draft

## CAREER RECORD

SEASON	CLUB	LEA.	REGULAR SEASON					PLAYOFFS				
			GP	G	A	PTS	PIM	GP	G	A	PTS	PIM
2005-06	Vancouver	WHL	5	1	3	4	0	-	-	-	-	-
2006-07	Vancouver	WHL	49	3	5	8	31	22	3	3	6	12
2007-08	Vancouver	WHL	71	12	23	35	93	10	0	1	1	8
2008-09	Vancouver	WHL	48	9	16	25	116	17	7	5	12	30
2009-10	Vancouver	WHL	57	14	29	43	134	16	4	13	17	47
	Abbotsford	AHL	-	-	-	-	-	5	1	0	1	2
2010-11	Abbotsford	AHL	61	12	8	20	53	-	-	-	-	-
	Calgary	NHL	16	0	1	1	2	-	-	-	-	-
2011-12	Abbotsford	AHL	31	3	3	6	53	-	-	-	-	-
	Calgary	NHL	27	1	2	3	11	-	-	-	-	-
2012-13	Abbotsford	AHL	3	1	0	1	2	-	-	-	-	-
2013-14	Calgary	NHL	78	5	10	15	41	-	-	-	-	-
TOTAL		NHL	121	6	13	19	54	-	-	-	-	-
		AHL	95	16	11	27	108	5	1	0	1	2
		WHL	262	58	120	178	284	28	6	4	10	27

## BOUMA VS NHL

TEAM	REGULAR SEASON					PLAYOFFS				
	GP	G	A	PTS	PIM	GP	G	A	PTS	PIM
Anaheim	11	0	3	3	2	0	0	0	0	0
Boston	2	0	0	0	6	0	0	0	0	0
Buffalo	2	0	0	0	0	0	0	0	0	0
Carolina	2	0	1	1	0	0	0	0	0	0
Chicago	4	1	2	3	0	0	0	0	0	0
Colorado	4	0	0	0	0	0	0	0	0	0
Columbus	2	0	0	0	0	0	0	0	0	0
Dallas	5	0	0	0	0	0	0	0	0	0
Detroit	3	0	0	0	0	0	0	0	0	0
Edmonton	9	0	0	0	2	0	0	0	0	0
Florida	2	0	1	1	2	0	0	0	0	0
Los Angeles	10	0	0	0	0	0	0	0	0	0
Minnesota	5	1	1	2	4	0	0	0	0	0
Montreal	2	0	0	0	2	0	0	0	0	0
Nashville	3	0	1	1	0	0	0	0	0	0
New Jersey	3	0	0	0	2	0	0	0	0	0
NY Islanders	2	0	1	1	4	0	0	0	0	0
NY Rangers	2	0	0	0	2	0	0	0	0	0
Ottawa	3	0	0	0	0	0	0	0	0	0
Philadelphia	3	0	1	1	0	0	0	0	0	0
Phoenix	9	1	0	1	6	0	0	0	0	0
Pittsburgh	2	0	0	0	0	0	0	0	0	0
St. Louis	5	0	0	0	0	0	0	0	0	0
San Jose	8	0	0	0	2	0	0	0	0	0
Tampa Bay	1	0	0	0	0	0	0	0	0	0
Toronto	3	0	0	0	2	0	0	0	0	0
Vancouver	9	0	2	2	11	0	0	0	0	0
Washington	2	1	0	1	5	0	0	0	0	0
Winnipeg	3	2	0	2	2	0	0	0	0	0
<b>TOTAL</b>	<b>121</b>	<b>6</b>	<b>13</b>	<b>19</b>	<b>54</b>	<b>0</b>	<b>0</b>	<b>0</b>	<b>0</b>	<b>0</b>

## 2013-14 HIGHLIGHTS

Changed his number in the off-season from 57 to 17 ... scored his first goal of the season, registered a fight, and tied for the team high with a +2 on Oct. 3 ... registered his first assist of the season on Nov. 5 ... led the team in blocked shots with three on Nov. 7 ... netted his second goal on Nov. 18 ... had three points in four games (1G, 2A) Nov. 18 - 27 ... led the team in hits with five on Dec. 29 ... netted three goals in six games Jan. 16 - 28 ... played in his 100th career game on Mar. 3 ... had an assist and six hits on Mar. 7 ... tied a career-high with two assists and was a +3 on Mar. 12 ... led the team with seven hits on Mar. 21 ... led Flames and finished tied-49th in NHL in hits with 181.

## NHL HIGHLIGHTS

### FIRST

GP: 02/05/2011 CGY 3 vs. LA 4  
 Asst: 02/07/2011 CGY 3 vs. CHI 1  
 Goal: 01/07/2012 CGY 3 vs. MIN 1

### LONGEST PERSONAL STREAKS

Goals: 1 (6X) 01/28/2014 - 01/28/2014 (1G)  
 Assists: 3 (1X) 11/22/2013 - 11/29/2013 (3A)  
 Pts: 3 (1X) 11/22/2013 - 11/29/2013 (0G-3A)

### MOST (1 GAME | MOST RECENT)

Goals: 1 (6X) 01/28/2014 CGY 5 vs. CHI 4  
 Assists: 2 (1X) 03/12/2014 CGY 7 vs. ANA 2  
 Points: 2 (1X) 03/12/2014 CGY 7 vs. ANA 2 (0G-2A)  
 SOG: 4 (5X) 03/18/2014 CGY 3 vs. BUF 1  
 PIM: 6 (1X) 12/17/2013 CGY 0 at BOS 2  
 Multi-Pt Games: 1 03/12/2014 CGY 7 vs. ANA 2 (0G-2A)



## Lance BOUMA

### CAREER HIGHLIGHTS

---

**2012-13 HEAT (AHL):** Played three games with the Abbotsford Heat netting one goal before missing the remainder of the season with a knee injury.

**2011-12:** Played 31 games with the Abbotsford Heat (AHL) scoring three goals and adding three assists for six points and 53 penalty minutes ... **FLAMES:** recalled from Abbotsford on Jan. 7 ... scored his first NHL goal on Jan. 7 in a 3-1 win vs. MIN ... missed Jan. 24 with a foot injury ... registered his first NHL assist on Feb. 11 ... left the game on Mar. 4 with an upper body injury and missed eight games returning on Mar. 22.

**2010-11:** Played 61 games for the Abbotsford Heat (AHL) scoring 12 goals and 8 assists for 20 points and 53 penalty minutes ... finished second on the Heat in rookie goals (12), third in rookie points (20) and first in rookie PIM (53) ... tied for the team lead in power-play goals (6) ... was called up to the Flames on Feb. 3 ... recorded his first NHL point (assist) on Feb. 7 vs. CHI ... played in five games with the Flames before being reassigned to Abbotsford on Feb. 17 ... recalled from Abbotsford on Mar. 11 ... played 11 of the final 12 games with the Flames before being reassigned to Abbotsford on Apr. 7 ... After finishing the season with the Vancouver Giants (WHL) joined the Abbotsford Heat (AHL) for the playoffs ... Played in five games for the Abbotsford Heat in the second round of the playoffs against Hamilton and scored his first professional goal.

### JUNIOR

---


**2009-10 GIANTS (WHL):** Played his final year of junior hockey with the Vancouver Giants where he was named team captain ... in 57 regular season games he netted 14 goals and 29 assists with 134 PIM ... **PLAYOFFS:** Played 16 playoff games scoring four goals and 13 assists and led the team with 47 PIM.

**2008-09:** Played 48 regular season games scoring nine goals and 16 assists and led the team with 116 PIM ... **PLAYOFFS:** Played 17 playoff games tying the team lead with seven goals, adding five assists along with 30 PIM.

**2007-08:** Played in 71 regular season games netting 12 goals, adding 23 assists and 93 PIM ... **PLAYOFFS:** Played 10 playoff games and had one assist.

**2006-07:** Played 49 regular season games scoring three goals and five assists ... played for Team Alberta at the 2007 Canada Winter Games where he scored a pair of goals ... **PLAYOFFS:** Played 22 playoff games and was second in rookie playoff scoring with three goals and three assists en route to the WHL Finals ... hosted and won the 2007 Memorial Cup.

**2005-06:** Second round pick in the WHL Bantam Draft ... played five games with the Giants as a 15-year-old and scored one goal and added three assists.



# T.J. BRODIE

**#7 - DEFENCE**

**BORN:** Chatham, ON

**DATE:** June 7, 1990

**HEIGHT:** 6'2"

**WEIGHT:** 183 lbs.

**SHOOTS:** Left

**HOW ACQUIRED:** 4th round, 114th overall,  
in the 2008 NHL Draft

## CAREER RECORD

SEASON	CLUB	LEA.	REGULAR SEASON					PLAYOFFS				
			GP	G	A	PTS	PIM	GP	G	A	PTS	PIM
2006-07	Saginaw	OHL	20	0	4	4	23	3	0	1	1	2
2007-08	Saginaw	OHL	68	4	26	30	73	4	0	3	3	2
2008-09	Saginaw	OHL	63	12	38	50	67	8	3	6	9	8
2009-10	Saginaw	OHL	19	4	19	23	20	-	-	-	-	-
	Barrie	OHL	46	3	30	33	38	17	1	14	15	14
2010-11	Abbotsford	AHL	68	5	29	34	32	-	-	-	-	-
	Calgary	NHL	3	0	0	0	2	-	-	-	-	-
2011-12	Abbotsford	AHL	12	1	2	3	10	-	-	-	-	-
	Calgary	NHL	54	2	12	14	14	-	-	-	-	-
2012-13	Calgary	NHL	47	2	12	14	8	-	-	-	-	-
	Canada	WC-A	7	0	1	1	0	-	-	-	-	-
2013-14	Calgary	NHL	81	4	27	31	20	-	-	-	-	-
TOTAL		NHL	185	8	51	59	44	-	-	-	-	-
		AHL	80	6	31	37	42	-	-	-	-	-
		OHL	216	23	117	140	221	32	4	24	28	26



## BRODIE VS NHL

TEAM	REGULAR SEASON					PLAYOFFS				
	GP	G	A	PTS	PIM	GP	G	A	PTS	PIM
Anaheim	10	0	4	4	0	0	0	0	0	0
Boston	3	0	0	0	0	0	0	0	0	0
Buffalo	2	0	1	1	4	0	0	0	0	0
Carolina	3	0	1	1	0	0	0	0	0	0
Chicago	10	1	1	2	4	0	0	0	0	0
Colorado	9	0	0	0	0	0	0	0	0	0
Columbus	8	0	2	2	2	0	0	0	0	0
Dallas	8	0	3	3	0	0	0	0	0	0
Detroit	8	0	3	3	4	0	0	0	0	0
Edmonton	14	0	4	4	2	0	0	0	0	0
Florida	4	0	1	1	2	0	0	0	0	0
Los Angeles	12	2	2	4	2	0	0	0	0	0
Minnesota	11	1	3	4	6	0	0	0	0	0
Montreal	3	0	1	1	0	0	0	0	0	0
Nashville	9	1	4	5	2	0	0	0	0	0
New Jersey	3	1	0	1	0	0	0	0	0	0
NY Islanders	3	0	3	3	0	0	0	0	0	0
NY Rangers	2	0	2	2	0	0	0	0	0	0
Ottawa	4	0	0	0	0	0	0	0	0	0
Philadelphia	3	0	0	0	0	0	0	0	0	0
Phoenix	11	1	3	4	6	0	0	0	0	0
Pittsburgh	2	0	2	2	0	0	0	0	0	0
St. Louis	8	0	1	1	2	0	0	0	0	0
San Jose	10	0	2	2	6	0	0	0	0	0
Tampa Bay	3	0	0	0	2	0	0	0	0	0
Toronto	3	0	3	3	0	0	0	0	0	0
Vancouver	12	0	1	1	0	0	0	0	0	0
Washington	3	0	2	2	0	0	0	0	0	0
Winnipeg	4	1	2	3	0	0	0	0	0	0
<b>TOTAL</b>	<b>185</b>	<b>8</b>	<b>51</b>	<b>59</b>	<b>44</b>	<b>0</b>	<b>0</b>	<b>0</b>	<b>0</b>	<b>0</b>

## 2013-14 HIGHLIGHTS

Had a season high 26:29 minutes played on Oct. 3 ... had two assists in the first three games of the season ... scored his first goal of the season which was a game-winning goal on Oct. 21 (also named First Star) ... played 26:18 minutes on Oct. 26 ... had his first multi-point game of the season (1G, 1A) on Nov. 18 ... scored the game tying goal and added an assist which ties his career-high for points in a game on Dec. 4 ... played a career-high 35:42 on Jan. 18 ... earned assists in three consecutive games Jan. 20 - 24 which is a new career-high ... had a four game point streak (1G, 3A) and scored the overtime winner on Jan. 28 ... had a pair of assists on Mar. 12 ... recorded a pair of assists on Mar. 22 ... had two assists on Mar. 28.

## NHL HIGHLIGHTS

### FIRST

GP: 10/07/2010 CGY 0 at EDM 4  
 Asst: 11/18/2011 CGY 5 vs. CHI 2  
 Goal: 11/27/2011 CGY 5 at MIN 2

### LONGEST PERSONAL STREAKS

Goals: 1 (8X) 01/28/2014 - 01/28/2014 (1G)  
 Assists: 3 (1X) 01/20/2014 - 01/24/2014 (3A)  
 Pts: 4 (1X) 01/20/2014 - 01/28/2014 (1G-3A)

### MOST (1 GAME | MOST RECENT)

Goals: 1 (8X) 01/28/2014 CGY 5 vs. CHI 4  
 Assists: 2 (7X) 03/28/2014 CGY 4 vs. NYR 3  
 Points: 2 (9X) 03/28/2014 CGY 4 vs. NYR 3 (0G-2A)  
 SOG: 6 (1X) 12/30/2011 CGY 3 at OTT 4  
 PIM: 4 (1X) 12/14/2013 CGY 2 at BUF 1  
 Multi-Pt Games: 9 03/28/2014 CGY 4 vs. NYR 3 (0G-2A)



## T.J. BRODIE

### CAREER HIGHLIGHTS

---

**2012-13 HEAT (AHL):** Played 35 games with the Abbotsford Heat scoring one goal and adding 19 assists for 20 points along with 22 PIM and was a +5 ... picked up an assist in his first game of the season on Jan. 21 ... was a team-high +2 on Feb. 5 ... set up the overtime winner for his second assist of the game giving him his first career multi-point game on Feb. 7 ... had a team-high four blocked shots on Feb. 13 ... scored his first goal of the season on Feb. 20 ... had a team-high three blocked shots on Mar. 13 ... had a team-high three blocked shots on Mar. 22 ... had a team-high six blocked shots on Apr. 5 ... had a team-high four blocked shots on Apr. 12 ... had a pair of assists on Apr. 13 ... played his 100th career game on Apr. 19 ... had his third multi-point game of the season on Apr. 21 (0+2) and led all Flames skaters with 27:59 TOI ... was third in blocked shots on the Flames with 74 ... was one of only three players on the Flames to play 47 of the 48 games.

**2011-12:** Finished tied for 10th amongst NHL rookies in power-play assists (5), tied for 11th in NHL rookie power-play points (6) ... led all Flames rookies in scoring (2G, 12A) ... recalled from Abbotsford on Nov. 10 ... played his first game of the season with the Flames on Nov. 11 ... made his Flames home season debut on Nov. 15 ... registered his first NHL point (assist) on Nov. 18 ... registered his first NHL goal (game winner) on Nov. 27 ... set up the game-winning goal on Nov. 29 ... had a team-high of three blocked shots and added an assist on Dec. 6 ... had assists in back-to-back games on Jan. 1 and Jan. 3 ... had assists in three of four games Jan. 1-7 ... scored his second goal of the season and had points (1G, 3A) in four of five games Jan. 1-10 ... sustained an upper-body injury on Mar. 9 and missed the last 14 games of the season.

**2010-11:** Played three games with the Flames to start the season before being assigned to Abbotsford on Oct. 19 ... played in 68 games with the Abbotsford Heat finishing second in team scoring with five goals and 29 assists and was named to the 2011 AHL All-Star Game.

### JUNIOR

---

**2009-10 COLTS (OHL):** Played 19 regular season games with Saginaw before being traded to the Barrie Colts who were the top-ranked team in the CHL ... **PLAYOFFS:** Played in 17 games registering one goal and 14 assists before losing in the OHL Final.

**2008-09 SPIRIT (OHL):** Played 63 regular season games and led his team in scoring amongst defencemen with 12 goals and 38 assists and 67 PIM ... invited to the Team Canada summer evaluation camp ... **PLAYOFFS:** Played eight games and led all blueliners in team scoring with three goals and six assists ...


**2007-08:** Played 68 regular season games netting four goals and adding 26 assists and 73 PIM ... **PLAYOFFS:** Played four games registering three assists.

**2006-07:** Played 20 regular season games with Saginaw (OHL) registering four assists and 23 PIM ... Played 43 regular season games scoring eight goals and 38 assists for the Leamington Flyers Junior B team in the Western Ontario Hockey league ... was voted Defensive Rookie of the Year and named to the Rookie and First All-Star team ... was selected by the Saginaw Spirit in the third round of the 2006 OHL draft ... **PLAYOFFS:** Played three games with Saginaw (OHL) picking up one assist.

### INTERNATIONAL

---

**2013:** Represented Canada in the 2013 World Championship, taking place in Stockholm, Sweden and Helsinki, Finland recording one assist in seven games played.



# Paul BYRON

**#32 - CENTRE**

**BORN:** Ottawa, ON

**DATE:** April 27, 1989

**HEIGHT:** 5'9"

**WEIGHT:** 162 lbs.

**SHOOTS:** Left

**DRAFTED:** BUF - 6th round, 179th overall,  
2007 NHL Draft

**HOW ACQUIRED:** Trade with Buffalo along  
with Chris Butler in exchange for Robyn Regehr,  
Ales Kotalik and Calgary's 2012 2nd round pick on  
June 25, 2011

## CAREER RECORD

SEASON	CLUB	LEA.	REGULAR SEASON					PLAYOFFS				
			GP	G	A	PTS	PIM	GP	G	A	PTS	PIM
2005-06	Ottawa West	OJHL-B	33	20	23	43	33	7	3	8	11	4
2006-07	Gatineau	QMJHL	68	21	23	44	46	5	5	1	6	2
2007-08	Gatineau	QMJHL	52	37	31	68	25	19	21	11	32	12
2008-09	Gatineau	QMJHL	64	33	66	99	32	10	2	14	16	4
2009-10	Portland	AHL	57	14	19	33	59	4	0	0	0	0
2010-11	Buffalo	NHL	8	1	1	2	2	-	-	-	-	-
	Portland	AHL	67	26	27	53	52	12	2	5	7	6
2011-12	Calgary	NHL	22	3	2	5	2	-	-	-	-	-
	Abbotsford	AHL	39	7	14	21	40	8	1	3	4	2
2012-13	Calgary	NHL	4	0	1	1	2	-	-	-	-	-
	Abbotsford	AHL	38	6	9	15	38	-	-	-	-	-
2013-14	Abbotsford	AHL	23	5	13	18	4	-	-	-	-	-
	Calgary	NHL	47	7	14	21	27	-	-	-	-	-
TOTAL	NHL	81	11	18	29	33	-	-	-	-	-	
	Flames	73	10	17	27	31	-	-	-	-	-	
	AHL	224	58	87	145	193	24	3	8	11	8	
	QMJHL	184	92	120	211	103	34	28	26	54	18	

## BYRON VS NHL

TEAM	REGULAR SEASON					PLAYOFFS				
	GP	G	A	PTS	PIM	GP	G	A	PTS	PIM
Anaheim	3	0	2	2	0	0	0	0	0	0
Boston	3	0	0	0	0	0	0	0	0	0
Buffalo	2	2	1	3	0	0	0	0	0	0
Carolina	2	0	3	3	2	0	0	0	0	0
Chicago	2	1	0	1	0	0	0	0	0	0
Colorado	3	1	0	1	0	0	0	0	0	0
Columbus	2	0	0	0	0	0	0	0	0	0
Dallas	3	1	0	1	0	0	0	0	0	0
Detroit	3	0	0	0	0	0	0	0	0	0
Edmonton	5	1	2	3	0	0	0	0	0	0
Florida	1	0	0	0	0	0	0	0	0	0
Los Angeles	4	0	1	1	0	0	0	0	0	0
Minnesota	4	0	0	0	0	0	0	0	0	0
Montreal	1	0	0	0	0	0	0	0	0	0
Nashville	5	0	2	2	4	0	0	0	0	0
New Jersey	1	0	0	0	0	0	0	0	0	0
NY Islanders	4	0	2	2	0	0	0	0	0	0
NY Rangers	2	0	1	1	0	0	0	0	0	0
Ottawa	5	3	0	3	2	0	0	0	0	0
Philadelphia	1	0	1	1	0	0	0	0	0	0
Phoenix	3	0	0	0	2	0	0	0	0	0
Pittsburgh	3	1	0	1	0	0	0	0	0	0
St. Louis	4	0	1	1	4	0	0	0	0	0
San Jose	2	0	0	0	0	0	0	0	0	0
Tampa Bay	2	0	0	0	0	0	0	0	0	0
Toronto	3	1	0	1	2	0	0	0	0	0
Vancouver	5	0	0	0	15	0	0	0	0	0
Washington	1	0	0	0	0	0	0	0	0	0
Winnipeg	2	0	2	2	2	0	0	0	0	0
<b>TOTAL</b>	<b>81</b>	<b>11</b>	<b>18</b>	<b>29</b>	<b>33</b>	<b>0</b>	<b>0</b>	<b>0</b>	<b>0</b>	<b>0</b>

## 2013-14 HIGHLIGHTS

Assigned to Abbotsford (AHL) on Sep. 18 ... played 23 games for Abbotsford recording five goals and 13 assists for 18 points ... recalled from Abbotsford on Nov. 28 ... earned his first point of the season picking up an assist on Nov. 30 ... picked up a pair of assists, which is a career-high for points and assists, on Dec. 12 ... scored the game tying goal and set up the overtime winner against his former team (BUF) on Dec. 14, had multi-point games in back-to-back games ... picked up an assist on the overtime winning goal on Mar. 1 ... scored the game-winning goal on Mar. 5 ... tied a career-high with two assists on Mar. 12 ... missed Apr. 3 - 9 for personal reasons.

## NHL HIGHLIGHTS

### FIRST

GP: 01/23/2011 BUF 5 at NYI 3  
 Asst: 01/23/2011 BUF 5 at NYI 3  
 Goal: 01/25/2011 BUF 3 at OTT 2

### LONGEST PERSONAL STREAKS

Goals: 1 (1x) 03/30/2014 - 03/30/2014 (1G)  
 Assists: 2 (1x) 12/12/2013 - 12/14/2013 (3A)  
 Pts: 2 (6x) 03/28/2014 - 03/30/2014 (1G-1A)

### MOST (1 GAME | MOST RECENT)

Goals: 1 (1x) 03/30/2014 CGY 3 vs. OTT 6  
 Assists: 2 (2x) 03/12/2014 CGY 7 vs. ANA 2  
 Points: 2 (3x) 03/12/2014 CGY 7 vs. ANA 2 (0G-2A)  
 SOG: 5 (1x) 03/26/2014 CGY 2 at ANA 3  
 PIM: 15 (4x) 04/13/2014 CGY 1 at VAN 5  
 Multi-Point Games: 3 03/12/2014 CGY 7 vs. ANA 2 (0G-2A)



## Paul BYRON

### CAREER HIGHLIGHTS

---

**2012-13:** Missed the first nine games with a shoulder injury and was cleared to play on Feb. 8 ... played 38 games with Abbotsford scoring six goals and adding nine assists for 15 points and 38 PIM ... made his 2012-13 Flames debut on Feb. 15 playing 16:37 ... was a +2 at NSH Apr. 23 ... picked up one assist in four games with the Flames.

**2011-12:** Played in 22 games for Calgary collecting 5 points (3G, 2A) with 2 PIM ... also played in 39 games for Abbotsford and had 21 points (7G, 14A) with 40 PIM ... made his NHL debut and had his first career point (assist) on Oct. 8 vs. PIT ... had his first NHL goal on Oct. 26 vs. COL (Giguere).


**2010-11:** Played in 67 games for Portland (AHL) recording 53 points (26G, 27A) and 52 PIM ... also played for Buffalo (NHL) in eight games where he had a goal and assist ... made his NHL debut on Jan. 22 vs. NYI and had an assist ... scored first NHL goal on Jan. 25 at OTT.

**2009-10:** Appeared in 57 games for Portland (AHL) and had 33 points (14G, 19A) and 59 PIM ... recorded his first career two-goal game as well as his first career shootout goal Dec. 5 vs. Providence ... registered his first career shorthanded goal Nov. 12 vs. Rochester at HSBC Arena in Buffalo, NY ... scored his first AHL goal as part of his first career two-point (1-1-2) game Oct. 10 vs. Providence ... recorded his first AHL point (assist) in his first AHL game Oct. 3 at Springfield.

**2008-09:** Played in 64 games for Gatineau (QMJHL) where he had 99 points (33G, 66A) and 32 PIM ... selected as a Second Team QMJHL All-Star ... named QMJHL Offensive Player of the Month for January after scoring 15 goals and 13 assists for 28 points in 15 games ... selected QMJHL Offensive Player of the Week on Jan. 26 after scoring five goals and five assists for 10 points in four games ... represented Gatineau in the 2008 ADT Canada-Russia Challenge.

**2007-08:** Played in his second QMJHL season with Gatineau and had 68 points (37G, 31A) and 25 PIM ... had 21 goals to lead the QMJHL in playoff goal scoring as Gatineau captured the QMJHL Championship ... registered a six-point game (4+2) against the Rouyn-Noranda Huskies on May 6.

**2006-07:** Played in his first QMJHL season with Gatineau scoring 21 goals with 23 assists for 44 points with 46 PIM in 68 games ... selected by Buffalo in the 6th round (179th overall) in the 2007 NHL Entry Draft.



# Joe COLBORNE

**#8 - CENTRE**

**BORN:** Calgary, AB

**DATE:** January 30, 1990

**HEIGHT:** 6'5"

**WEIGHT:** 217 lbs.

**SHOOTS:** Left

**DRAFTED:** BOS - 1st round, 16th overall  
in 2008 NHL Draft

**HOW ACQUIRED:** Trade with Toronto in  
exchange for Calgary's 2014 4th round pick on  
September 29, 2013

## CAREER RECORD

SEASON	CLUB	LEA.	REGULAR SEASON					PLAYOFFS				
			GP	G	A	PTS	PIM	GP	G	A	PTS	PIM
2006-07	Camrose	AJHL	53	20	28	48	44	16	5	1	6	10
2007-08	Camrose	AJHL	55	33	57	90	48	18	8	8	16	26
2008-09	Denver	WCHA	40	10	21	31	24	-	-	-	-	-
2009-10	Denver	WCHA	39	22	19	41	30	-	-	-	-	-
	Providence	AHL	6	0	2	2	2	-	-	-	-	-
2010-11	Providence	AHL	55	12	14	26	35	-	-	-	-	-
	Toronto	AHL	20	8	8	16	8	-	-	-	-	-
	Toronto	NHL	1	0	1	1	0	-	-	-	-	-
2011-12	Toronto	AHL	65	16	23	39	46	15	2	6	8	8
	Toronto	NHL	10	1	4	5	4	-	-	-	-	-
2012-13	Toronto	AHL	65	14	28	42	53	4	0	1	1	2
	Toronto	NHL	5	0	0	0	2	2	0	0	0	0
2013-14	Calgary	NHL	80	10	18	28	34	-	-	-	-	-
TOTAL		NHL	96	11	23	34	40	2	0	0	0	0
		Flames	80	10	18	28	34	-	-	-	-	-
		AHL	211	50	75	125	144	19	2	7	9	10
		WCHA	79	32	40	72	54	-	-	-	-	-
		AJHL	108	53	85	138	92	34	13	9	22	36

## COLBORNE VS NHL

TEAM	REGULAR SEASON					PLAYOFFS				
	GP	G	A	PTS	PIM	GP	G	A	PTS	PIM
Anaheim	5	0	2	2	0	0	0	0	0	0
Boston	4	0	0	0	2	2	0	0	0	0
Buffalo	3	1	1	2	2	0	0	0	0	0
Carolina	3	0	0	0	2	0	0	0	0	0
Chicago	3	0	1	1	0	0	0	0	0	0
Colorado	2	1	1	2	2	0	0	0	0	0
Columbus	2	1	0	1	2	0	0	0	0	0
Dallas	4	0	3	3	0	0	0	0	0	0
Detroit	2	0	0	0	0	0	0	0	0	0
Edmonton	5	0	1	1	6	0	0	0	0	0
Florida	3	1	1	2	0	0	0	0	0	0
Los Angeles	5	0	0	0	2	0	0	0	0	0
Minnesota	3	0	1	1	2	0	0	0	0	0
Montreal	4	0	1	1	0	0	0	0	0	0
Nashville	3	0	0	0	0	0	0	0	0	0
New Jersey	4	0	0	0	0	0	0	0	0	0
NY Islanders	2	2	1	3	2	0	0	0	0	0
NY Rangers	4	1	0	1	2	0	0	0	0	0
Ottawa	2	1	1	2	2	0	0	0	0	0
Philadelphia	2	0	1	1	0	0	0	0	0	0
Phoenix	5	1	2	3	4	0	0	0	0	0
Pittsburgh	2	0	1	1	4	0	0	0	0	0
St. Louis	3	0	0	0	2	0	0	0	0	0
San Jose	5	1	1	2	2	0	0	0	0	0
Tampa Bay	4	1	0	1	0	0	0	0	0	0
Toronto	2	0	1	1	0	0	0	0	0	0
Vancouver	5	0	1	1	0	0	0	0	0	0
Washington	2	0	2	2	0	0	0	0	0	0
Winnipeg	3	0	0	0	2	0	0	0	0	0
<b>TOTAL</b>	<b>96</b>	<b>11</b>	<b>23</b>	<b>34</b>	<b>40</b>	<b>2</b>	<b>0</b>	<b>0</b>	<b>0</b>	<b>0</b>

## 2013-14 HIGHLIGHTS

Acquired from TOR in exchange for CGY's 4th round pick in 2014 Draft ... made his Flames debut on Oct. 4 and led the team in hits (4) ... collected his first point (assist) of the season on Oct. 16 ... scored his first goal as a Flame on Oct. 22 ... had an assist, was 10/14 (71%) in faceoffs and +2 on Oct. 26 ... netted the game tying goal on Nov. 20 ... had his first multi-point game (1G, 1A) on Nov. 22 ... went 11/14 (78.6%) in faceoffs on Nov. 30 ... netted the shootout winner on Dec. 23... had a goal and assist and was 10/14 in faceoffs on Jan. 6 ... led the team in hits with six on Jan. 16 ... scored two goals including game-winning goal on Mar. 7 ... had two assists on Mar. 14 ... scored the game tying goal on Mar. 24.

## NHL HIGHLIGHTS

### FIRST

GP: 04/09/2011 TOR 1 vs. MTL 4  
 Asst: 04/09/2011 TOR 1 vs. MTL 4  
 Goal: 11/22/2011 TOR 7 at TBL 1

### LONGEST PERSONAL STREAKS

Goals: 2 (2X) 03/05/2014 - 03/07/2014 (3G)  
 Assists: 2 (5X) 03/30/2014 - 04/01/2014 (2A)  
 Pts: 4 (1X) 03/01/2014 - 03/07/2014 (3G-2A)

### MOST (1 GAME | MOST RECENT)

Goals: 2 (1X) 03/07/2014 CGY 4 vs. NYI 3  
 Assists: 2 (1X) 03/14/2014 CGY 4 at DAL 3  
 Points: 2 (4X) 03/14/2014 CGY 4 at DAL 3 (0G-2A)  
 SOG: 4 (2X) 03/14/2014 CGY 4 at DAL 3  
 PIM: 4 (2X) 12/21/2013 CGY 3 at PIT 4  
 Multi-Pt Games: 4 03/14/2014 CGY 4 at DAL 3 (0G-2A)



## Joe COLBORNE

### CAREER HIGHLIGHTS

---

**2012-13 MARLIES (AHL):** Played 65 games for the Toronto Marlies collecting 42 points (14G, 28A) with 53 PIM ... ranked first on the Marlies in assists and power-play goals (7) ... **MAPLE LEAFS:** Recalled from the Marlies Apr. 4 ... played first Maple Leafs game of season Apr. 6 at NJD ... **PLAYOFFS:** Made NHL playoff debut in Game 6 of the opening round on May 12 vs. BOS ... after season with Maple Leafs played four playoff games for the Marlies collecting one assist with 2 PIM.

**2011-12:** Named AHL Player-of-the-Month for October with 16 points (8G, 8A) in nine games ... recalled from the Marlies on Nov. 19 ... scored first career NHL goal Nov. 22 at TBL against Dwayne Roloson ... collected an assist in back-to-back games on Nov. 25 & 27 ... assigned to the Marlies on Dec. 9 ... named to the Western Conference roster at the AHL All-Star Classic (did not play) ... recalled on emergency conditions from the Marlies Apr. 2 ... collected an assist Apr. 3 at BUF... assigned to the Marlies Apr. 4 ... played 10 games for the Maple Leafs collecting five points (1G, 4A) with 4 PIM ... played 65 games for the Toronto Marlies collecting 39 points (16G, 23A) with 46 PIM. **PLAYOFFS:** Played 15 playoff games for the Marlies collecting eight points (2G, 6A) with 8 PIM ... missed two playoff games due to injury.

**2010-11:** Acquired by the Maple Leafs from Boston on Feb. 18 ... made Marlies debut and scored a goal Feb. 19 vs. Grand Rapids ... recalled from the Marlies Apr. 8 ... made NHL debut with the Maple Leafs and collected first NHL point (assist) on Apr. 9 vs. MTL ... assigned to the Marlies Apr. 10 ... played one game for the Maple Leafs collecting an assist ... played 20 games for the Marlies collecting 16 points (8G, 8A) with 8 PIM. **BRUINS (AHL):** Played 55 games for Providence collecting 26 points (12G, 14A) with 35 PIM ... ranked first on the Marlies in goals (20) and power-play points (19) ... ranked second on the Marlies in points (42).

**2009-10:** Made AHL debut with Providence and collected two assists on Apr. 2 ... played six games for Providence (AHL) collecting two assists with 2 PIM.

### COLLEGE

---

**2009-10 DENVER (WCHA):** Played 39 games for the University of Denver (WCHA) collecting 41 points (22G, 19A) with 30 PIM ... ranked first on Denver in goals and tied for second in points ... tied for first in NCAA with eight game-winning goals ... registered 10 multi-point games ... two-time recipient of Red Baron WCHA Offensive Player of the Week Award ... named to the All-WCHA Third Team ... named to the All-WCHA Academic Team and earned WCHA Scholar-Athlete status.


**2008-09:** Played in all 40 games in first season at University of Denver collecting 31 points (10G, 21A) with 24 PIM ... ranked fifth in WCHA points ... registered eight multi-point games... named to the All-WCHA Rookie Team ... named Red Baron WCHA Rookie of the Week for period ending Dec. 8 ... named co-recipient of Barry Sharp Memorial Award as University of Denver's top freshman.

### JUNIOR

---

**2006-07 & 2007-08 CAMROSE (AJHL):** Played two seasons for the Camrose Kodiaks playing 108 games collecting 138 points (53G, 85A) with 92 PIM ... in 2007-08 ranked first in AJHL assists (57) and in playoff scoring with 16 points (8G, 8A) in 18 games played ... Camrose won AJHL championship in both seasons.





# Deryk ENGELLAND

**#29 - DEFENCE**

**BORN:** Edmonton, AB

**DATE:** April 3, 1982

**HEIGHT:** 6'2"

**WEIGHT:** 213 lbs.

**SHOOTS:** Right

**DRAFTED:** NJD - 6th round, 194th overall  
in the 2000 NHL Draft

**HOW ACQUIRED:** Signed as a free agent on  
July 1, 2014

## CAREER RECORD

SEASON	CLUB	LEA.	REGULAR SEASON					PLAYOFFS				
			GP	G	A	PTS	PIM	GP	G	A	PTS	PIM
1998-99	Moose Jaw	WHL	2	0	0	0	0	-	-	-	-	-
1999-00	Moose Jaw	WHL	55	0	5	5	62	4	0	0	0	0
2000-01	Moose Jaw	WHL	65	4	11	15	157	4	0	0	0	10
2001-02	Moose Jaw	WHL	56	7	10	17	102	12	0	2	2	27
2002-03	Moose Jaw	WHL	65	3	8	11	199	13	1	1	2	20
2003-04	Las Vegas	ECHL	35	2	11	13	63	2	0	0	0	0
	Lowell	AHL	26	0	0	0	34	-	-	-	-	-
2004-05	Las Vegas	ECHL	72	5	16	21	138	-	-	-	-	-
2005-06	South Carolina	ECHL	35	3	13	16	20	-	-	-	-	-
	Hershey	AHL	37	0	4	4	77	1	0	0	0	0
2006-07	Hershey	AHL	44	4	6	10	95	14	0	0	0	14
	Reading	ECHL	6	0	3	3	8	-	-	-	-	-
2007-08	Wilkes-Barre/Scranton	AHL	80	2	15	17	141	23	1	3	4	14
2008-09	Wilkes-Barre/Scranton	AHL	80	3	11	14	143	12	0	2	2	6
2009-10	Wilkes-Barre/Scranton	AHL	71	5	6	11	121	4	0	1	1	7
	Pittsburgh	NHL	9	0	2	2	17	-	-	-	-	-
2010-11	Pittsburgh	NHL	63	3	7	10	123	-	-	-	-	-
2011-12	Pittsburgh	NHL	73	4	13	17	56	6	0	1	1	14
2012-13	Pittsburgh	NHL	42	0	6	6	54	7	0	0	0	8
2013-14	Pittsburgh	NHL	56	6	6	12	58	-	-	-	-	-
TOTAL	NHL	243	13	34	47	308	13	0	1	1	22	
	AHL	338	14	42	56	611	54	1	6	7	41	
	ECHL	148	10	43	53	229	2	0	0	0	0	
	WHL	243	14	34	48	520	33	1	3	4	57	

## ENGELLAND VS NHL

TEAM	REGULAR SEASON					PLAYOFFS				
	GP	G	A	PTS	PIM	GP	G	A	PTS	PIM
Anaheim	5	1	1	2	7	0	0	0	0	0
Boston	14	0	3	3	10	3	0	0	0	2
Buffalo	12	3	2	5	9	0	0	0	0	0
Calgary	3	0	0	0	18	0	0	0	0	0
Carolina	10	1	2	3	20	0	0	0	0	0
Chicago	4	0	0	0	7	0	0	0	0	0
Colorado	4	1	1	2	4	0	0	0	0	0
Columbus	7	2	3	5	4	0	0	0	0	0
Dallas	3	0	0	0	2	0	0	0	0	0
Detroit	4	0	0	0	10	0	0	0	0	0
Edmonton	4	0	0	0	2	0	0	0	0	0
Florida	7	0	2	2	0	0	0	0	0	0
Los Angeles	4	0	0	0	5	0	0	0	0	0
Minnesota	1	0	0	0	0	0	0	0	0	0
Montreal	12	1	4	5	0	0	0	0	0	0
Nashville	3	0	0	0	7	0	0	0	0	0
New Jersey	18	0	1	1	16	0	0	0	0	0
NY Islanders	20	1	3	4	23	2	0	0	0	4
NY Rangers	18	1	3	4	14	0	0	0	0	0
Ottawa	12	0	3	3	22	2	0	0	0	2
Philadelphia	18	0	0	0	24	6	0	1	1	14
Phoenix	2	0	0	0	10	0	0	0	0	0
St. Louis	5	0	1	1	12	0	0	0	0	0
San Jose	3	1	1	2	7	0	0	0	0	0
Tampa Bay	11	1	1	2	27	0	0	0	0	0
Toronto	11	0	0	0	24	0	0	0	0	0
Vancouver	4	0	0	0	5	0	0	0	0	0
Washington	14	0	1	1	0	0	0	0	0	0
Winnipeg	10	0	2	2	19	0	0	0	0	0
<b>TOTAL</b>	<b>243</b>	<b>13</b>	<b>34</b>	<b>47</b>	<b>308</b>	<b>13</b>	<b>0</b>	<b>1</b>	<b>1</b>	<b>22</b>

## 2013-14 HIGHLIGHTS

**PENGUINS:** Notched first goal of the season vs. NYI on Oct. 25 ... played 200th career NHL game on Nov. 15 ... notched an assist in back-to-back games from Dec. 9 - 13 ... notched first multi-point game of the year on Dec. 27 ... led team in TOI for first time in his career on Dec. 29 (21:11) ... led the team in TOI again on Dec. 31 (21:51) ... split time playing forward and defence this year ... fourth among Penguins defencemen in hits with 116 despite playing in only 56 games ... finished with a career-high six goals.

## NHL HIGHLIGHTS

### FIRST

GP: 11/10/2009 PIT 0 at BOS 3  
 Asst: 11/16/2009 PIT 5 vs. ANA 2  
 Goal: 11/12/2010 PIT 5 vs. TBL 1

### LONGEST PERSONAL STREAKS

Goals: 1 (1X) 03/07/2014 - 03/07/2014 (1G)  
 Assists: 3 (1X) 11/25/2011 - 11/29/2011 (3A)  
 Pts: 3 (1X) 11/25/2011 - 11/29/2011 (0G-3A)

### MOST (1 GAME | MOST RECENT)

Goals: 1 (1X) 03/07/2014 PIT 3 at ANA 2  
 Assists: 2 (1X) 10/20/2011 PIT 3 vs. MTL 1  
 Points: 2 (3X) 12/27/2013 PIT 4 at CAR 3 (1G-1A)  
 SOG: 5 (2X) 02/11/2012 PIT 8 vs. WPG 5  
 PIM: 15 (1X) 03/15/2011 PIT 5 at OTT 1  
 Multi-Pt Games: 3 12/27/2013 PIT 4 at CAR 3 (1G-1A)



## Deryk ENGELLAND

### CAREER HIGHLIGHTS

---

**2012-13:** Had his first assist of the season and was a season-high +2 on Feb. 3 ... recorded an assist and was +1 on Feb. 13 ... assisted on a goal on Mar. 2 against MTL ... was +1 with an assist on Mar. 12 ... had a season-high three shots, had an assist, 2 PIM and was a +1 on Mar. 30 ... played a season-high 21:51 TOI on Apr. 23 ... recorded six assists and 54 PIM in 42 games ... **PLAYOFFS:** Played in a career-high 26:18 TOI on Jun. 5 vs. BOS ... drew in on seven playoff games for the Penguins, registering 8 PIM and three shots.

**2011-12:** Tied for team-high with a +3 on Oct. 11 ... set a career-high with two assists on Oct. 17 at WPG ... was a team-high +3 with a goal on three shots and 5 PIM on Nov. 3 ... recorded assists in three consecutive games from Nov. 25 - 29 ... recorded a goal and an assist in the same game for the first time in his NHL career on Dec. 17 ... set a season-high with five shots on Jan. 7 ... set a new career-high TOI 23:58 on Jan. 10 ... set NHL career-highs in goals (4), assists (13), points (17), and plus/minus (+10) ... **PLAYOFFS:** Played his first career NHL post-season game on Apr. 11 vs. PHI ... had 12 PIM on Apr. 15 ... recorded his first NHL post-season point (assist) on Apr. 18 and was +2 ... played in all six games as Pittsburgh fell to PHI in the first round.

**2010-11:** Recorded his first point (assist) of the season on Oct. 10 vs. NYI ... scored his first goal of the season and was +3 on Nov. 12 vs. TBL ... had consecutive points when he had an assist at ATL on Nov. 13 ... had a point in back-to-back games on Dec. 2 - 4 ... scored on his only shot on Feb. 13 at NYR ... set a career-high with 15 PIM at OTT on Mar. 15.

### JUNIOR

---


Played five seasons (1998-99 to 2002-03) for the Moose Jaw Warriors (WHL) and had 48 points (14G, 34A) and 520 PIM over 243 games... played 35 post-season games for the Warriors and added four points (1G, 3A) and 57 PIM.

**2009-10:** Had his first career NHL regular season fight on Nov. 14 against Byron Bitz ... recorded his first NHL point (assist) and was +3 vs. ANA on Nov. 16... had his second assist of the season on Nov. 23 ... **PENGUINS (AHL):** Had 11 points (5G, 6A) and 121 PIM in 71 games for the Wilkes-Barre/Scranton Penguins ... **PLAYOFFS:** Recorded an assist in four playoff games.

**2008-09:** For the second consecutive season played in all 80 regular season games for Wilkes-Barre/Scranton, recording 14 points (3G, 11A) and an AHL career-high 143 PIM ... **PLAYOFFS:** Played in 12 post-season games with two assists and 6 PIM.

**2007-08:** In his first full AHL season, played all 80 games and potted two goals and 15 assists to go along with 141 PIM **PLAYOFFS:** Had four points (1G, 3A), 14 PIM and did not miss a post-season game for Wilkes-Barre/Scranton as they fell to Philadelphia in the Calder Cup Finals.

**2006-07 BEARS (AHL):** Recorded his first AHL point (assist) on Oct. 29 at Philadelphia ... scored his first AHL goal on Jan. 6 vs. Wilkes-Barre/Scranton ... finished the year with 10 points (4G, 6A) and 95 PIM with a +12 in 44 games ... split the season between Hershey and Reading of the ECHL ... **PLAYOFFS:** Played 14 games for Hershey in the post-season.



# Mark GIORDANO

**#5 - DEFENCE**

**BORN:** Toronto, ON

**DATE:** October 3, 1983

**HEIGHT:** 6'0"

**WEIGHT:** 199 lbs.

**SHOOTS:** Left

**HOW ACQUIRED:** Signed as a free agent  
on July 6, 2004

## CAREER RECORD

SEASON	CLUB	LEA.	REGULAR SEASON					PLAYOFFS				
			GP	G	A	PTS	PIM	GP	G	A	PTS	PIM
2001-02	Brampton	OPJHL	48	11	26	37	59	-	-	-	-	-
2002-03	Owen Sound	OHL	68	18	30	48	109	4	1	3	4	2
2003-04	Owen Sound	OHL	65	14	35	49	72	7	1	3	4	5
2004-05	Lowell	AHL	66	6	10	16	85	11	0	1	1	41
2005-06	Omaha	AHL	73	16	42	58	141	-	-	-	-	-
	Calgary	NHL	7	0	1	1	8	-	-	-	-	-
2006-07	Omaha	AHL	5	0	2	2	8	3	0	1	1	2
	Calgary	NHL	48	7	8	15	36	4	1	0	1	0
2007-08	Moscow	Russia	50	4	9	13	89	-	-	-	-	-
2008-09	Calgary	NHL	58	2	17	19	59	-	-	-	-	-
2009-10	Calgary	NHL	82	11	19	30	81	-	-	-	-	-
2010	Canada	WC	7	3	1	4	10	-	-	-	-	-
2010-11	Calgary	NHL	82	8	35	43	67	-	-	-	-	-
2011-12	Calgary	NHL	61	9	18	27	75	-	-	-	-	-
2012-13	Calgary	NHL	47	4	11	15	40	-	-	-	-	-
2013-14	Calgary	NHL	64	13	33	47	63	-	-	-	-	-
TOTAL	NHL	449	55	142	197	429	4	1	0	1	0	
	AHL	139	22	52	74	226	14	0	2	2	43	
	OHL	133	32	65	97	181	11	2	6	8	7	

## GIORDANO VS NHL

TEAM	REGULAR SEASON					PLAYOFFS				
	GP	G	A	PTS	PIM	GP	G	A	PTS	PIM
Anaheim	26	4	9	13	16	0	0	0	0	0
Boston	5	0	1	1	0	0	0	0	0	0
Buffalo	7	0	0	0	2	0	0	0	0	0
Carolina	4	0	0	0	2	0	0	0	0	0
Chicago	22	0	4	4	29	0	0	0	0	0
Colorado	34	3	10	13	37	0	0	0	0	0
Columbus	19	3	7	10	23	0	0	0	0	0
Dallas	22	1	9	10	16	0	0	0	0	0
Detroit	18	5	2	7	14	4	1	0	1	0
Edmonton	32	4	13	17	49	0	0	0	0	0
Florida	5	2	0	2	0	0	0	0	0	0
Los Angeles	27	0	7	7	16	0	0	0	0	0
Minnesota	31	6	8	14	32	0	0	0	0	0
Montreal	10	1	1	2	6	0	0	0	0	0
Nashville	23	4	7	11	16	0	0	0	0	0
New Jersey	4	2	2	4	6	0	0	0	0	0
NY Islanders	5	0	2	2	10	0	0	0	0	0
NY Rangers	6	2	1	3	4	0	0	0	0	0
Ottawa	9	0	3	3	16	0	0	0	0	0
Philadelphia	5	1	0	1	11	0	0	0	0	0
Phoenix	25	3	12	15	25	0	0	0	0	0
Pittsburgh	5	1	2	3	2	0	0	0	0	0
St. Louis	21	2	7	9	18	0	0	0	0	0
San Jose	24	2	7	9	14	0	0	0	0	0
Tampa Bay	4	1	1	2	4	0	0	0	0	0
Toronto	9	2	6	8	2	0	0	0	0	0
Vancouver	37	3	15	18	51	0	0	0	0	0
Washington	4	0	2	2	2	0	0	0	0	0
Winnipeg	6	3	4	7	6	0	0	0	0	0
<b>TOTAL</b>	<b>449</b>	<b>55</b>	<b>142</b>	<b>197</b>	<b>429</b>	<b>4</b>	<b>1</b>	<b>0</b>	<b>1</b>	<b>0</b>

## 2013-14 HIGHLIGHTS

Named as the team's 19th captain in franchise history on Sept. 20 ... celebrated his 30th birthday on Oct. 3 picking up a pair of assists in his debut as team captain ... had a pair of assists on Oct. 21 and had nine points in the first eight games this season ... broke his ankle on Oct. 21 and missed 18 games ... scored a goal and an assist in his return to the lineup on Dec. 4 ... played in his 400th career game on Dec. 15 ... scored the game tying goal on Dec. 19 ... had the game tying goal with four seconds remaining and added an assist on Dec. 23 ... played a career-high 33:32 and had a goal on Jan. 18 ... had a nine game point streak (4G, 6A) Jan. 14 - Feb. 1 setting a career-high and tying the team high this season ... tied his career-high in shots (7) on Mar. 8... registered his 25th assist on Mar. 10 ... tied his career-high with 43 points (12G, 31A) on Mar. 22 ... nominated for the Masterton Trophy on Apr. 2 ... scored the game-winning goal on Apr. 7 ... led Flames and finished 11th in NHL in scoring by defencemen with 47 points ... finished third in NHL in points-per-game amongst defencemen with 0.73 ... led Flames and finished sixth in NHL in goals by defencemen with 14 ... led Flames and finished 12th in NHL in power-play points by a defenceman with 20 ... led Flames and finished tied-fifth in NHL in power-play goals by defencemen with 7 ... led Flames and finished tied-ninth in NHL in TOI per game with 25:14 ... led Flames with a +12 rating.

## NHL HIGHLIGHTS

### FIRST

GP: 01/30/2006 CGY 2 at STL 3  
 Asst: 04/08/2006 CGY 2 at VAN 3  
 Goal: 10/14/2006 CGY 4 at TOR 5

### LONGEST PERSONAL STREAKS

Goals: 2 (3X) 01/16/2014 - 01/18/2014 (2G)  
 Assists: 4 (2X) 03/10/2014 - 03/15/2014 (4A)  
 Pts: 9 (1X) 01/14/2014 - 02/01/2014 (4G-6A)

### MOST (1 GAME | MOST RECENT)

Goals: 2 (1X) 10/14/2006 CGY 4 at TOR 5  
 Assists: 3 (1X) 03/26/2011 CGY 5 at EDM 4  
 Points: 3 (1X) 03/26/2011 CGY 5 at EDM 4 (0G-3A)  
 SOG: 9 (1X) 03/15/2014 CGY 2 at PHX 3  
 PIM: 12 (1X) 01/09/2010 CGY 3 at VAN 2  
 Multi-Pt Games: 30 03/22/2014 CGY 8 at EDM 1 (1G-1A)



# Mark GIORDANO

## CAREER HIGHLIGHTS

**2012-13:** Was an alternate captain for the Flames ... picked up his first point (assist) of the season on Jan. 26 ... registered his 100th career assist on Feb. 13 ... had a team-high six blocked shots on Feb. 18 ... had a team-high four blocked shots on Feb. 23 ... had a team-high three blocked shots on Feb. 28 ... scored his second goal and had a team-high three blocked shots and was a +3 on Mar. 15 ... had a shorthanded goal and shorthanded assist in the first period on Mar. 21, the first Flame to record two shorthanded points in the same period since Derek Morris on Oct. 17, 1997 ... led the team with four hits on Mar. 26 ... had a team-high five blocked shots on Apr. 3 ... did not play on Apr. 5 due to the birth of his son Jack ... registered an assist in his first game back on Apr. 6 ... scored the OT winner on Apr. 12 ... was one of only three players on the Flames to play 47 of the 48 games ... was second on the Flames in blocked shots with 93 ... led all Flames defencemen in hits with 65 ... led all Flames in takeaways with 34.

**2011-12:** Led all Flames blueliners in goals (9), PIM (75), shots (125) and power-play goals (5) ... named as an alternate captain for the Flames ... earned assists in each of his first two games ... scored his first goal of the season on Oct. 20 ... scored the game-tying goal on Nov. 6 ... played his 300th career game, but ruptured his hamstring on Nov. 29 and was put on IR ... played his first game back on Jan. 12 and assisted on the OT winner, after missing 21 games with injury ... registered a team-high in blocked shots (5) on Jan. 21 ... scored his fifth goal on Feb. 25 ... scored a goal and added an assist in back-to-back games Mar. 6 & 9 ... had two goals and four assists in five games Mar. 6-15 ... had a goal and an assist on Mar. 26.

**2010-11:** Finished 2010-11 tied for third in the NHL in blocked shots (193) ... tied for 20th amongst NHL defencemen in points (43) ... led Flames defencemen in points, goals (8), assists (35), and power-play goals (5) ... was a team-high +3 and picked up an assist on Oct. 16 ... played his 200th career game on Oct. 19 ... signed a five-year contract extension with Calgary on Oct. 29 ... scored his first goal of the season on Nov. 3 ... first multi-point game of the season (1+1) on Nov. 13 ... led the team in blocked shots (6) on Nov. 19 ... led the team in blocked shots (6) on Nov. 27 ... had a career-high five game points streak (1+4) Nov. 29 - Dec. 7 ... had a pair of assists on Dec. 10 ... led the team in blocked shots (7) on Dec. 13 ... had points in nine of 13 games (1+9) Nov. 29 - Dec. 23 ... scored the game-winning goal, had a career-high in blocked shots (8) and a team-high in shots (5) on Jan. 1 ... led the team in blocked shots (5) on Jan. 7 ... had a goal and assist on Feb. 3 ... had six blocked shots and scored his sixth goal giving him 31 points, a new career-high on Mar. 6 ... had a career-high three assists on Mar. 26 ... had one goal and one assist on Mar. 30 for his 40th point.

**2009-10:** Scored a goal and added an assist and three blocked shots in season opener on Oct. 1 ... scored his second goal of the season on Dec. 13 ... set a new career-high in points (15) with an assist on Dec. 31 ... scored his sixth goal of the season on Jan. 13 ... scored his eighth goal on Jan. 28 ... tied for first in the Molson Cup standings for January ... scored his first game-winning goal of the season on Feb. 5 ... was a career-high +4 on Mar. 19.

**2008-09:** Finished the season with 19 points (2G, 17A) in 58 games before missing the remainder of the year and playoffs with a shoulder injury ... registered his first multi-point game with a pair of assists on Nov. 11 vs. TOR ... set up the game-winning goal on Nov. 20 vs. COL ... scored his first goal of the season on Nov. 22 vs. DET ... had his second multi-point game (1G, 1A) on Dec. 23 vs. ANA ... scored the game-winning goal on the power-play on Jan. 6 vs. SJS ... played in his 100th career game vs. COL on Jan. 18.

**2007-08 DYNAMO MOSCOW (RUSSIA):** Spent the season with Moscow Dynamo in the Russian Elite League ... played in 50 games scoring four goals with nine assists for 13 points and 89 penalty minutes.

**2006-07 KNIGHTS (AHL):** posted two assists and a +4 rating in five games with Omaha ... **FLAMES:** Recalled from Omaha on Dec. 12 ... scored his first and second NHL goals on Oct. 14 vs. TOR and was named the game's second star ... registered his first assist of the season on Dec. 16 vs. PHX ... registered assists in back-to-back games for the first time this season on Dec. 27 and 29 ... tied a season-high with four blocked shots on Dec. 31 vs. EDM ... scored the game-winning goal in overtime on Jan. 4 vs. FLA and was named the game's first star ... recorded his second two-point game of the season (2A) on Jan. 11 vs. COL ... scored the lone Flames goal on the power-play on Jan. 26 ... scored the game-winning goal on Feb. 2 vs. CBJ ... **PLAYOFFS:** Recorded a goal in his NHL playoff debut on Apr. 17 vs. DET.

**2005-06 KNIGHTS (AHL):** Led the 2005-06 Omaha Ak-Sar-Ben Knights in scoring with 58 points and assists with 42 ... ranked fourth in scoring amongst AHL defencemen ... tied for second in goal scoring amongst AHL defencemen with 16 tallies ... led AHL defencemen in power-play goals (12) ... finished fifth amongst AHL defencemen in minor penalties (63) ... **FLAMES:** Made his NHL debut with the Calgary Flames on Jan. 30 vs. STL registering 2 PIM and a +1.

## JUNIOR

Played 133 junior hockey games with the Ontario Hockey League's Owen Sound Attack ... recorded 32 goals with 65 assists for 97 points during his OHL career.


## INTERNATIONAL

**2009-10:** Led all Canadian defencemen in goals (3) at the 2010 IIHF World Championship in Germany.

**2003-04:** Ranked first amongst Owen Sound defencemen in scoring with 49 points on 14 goals and 35 assists.

**2002-03:** Led Owen Sound defencemen in scoring with 48 points (18G, 30A) ... named to both the OHL and CHL All-Rookie Teams.

**2007-08:** Was an alternate player with Canada's silver medal team at the 2008 IIHF World Championship ... won gold with Canada at the 2007 Spengler Cup in Davos, Switzerland adding a pair of assists in the five-game tournament.



# Curtis GLENCROSS

**#20 - LEFT WING**

**BORN:** Kindersley, SK

**DATE:** December 28, 1982

**HEIGHT:** 6'1"

**WEIGHT:** 194 lbs.

**SHOOTS:** Left

**HOW ACQUIRED:** Signed as a free agent  
on July 2, 2008

## CAREER RECORD

SEASON	CLUB	LEA.	REGULAR SEASON					PLAYOFFS				
			GP	G	A	PTS	PIM	GP	G	A	PTS	PIM
2001-02	Brooks	AJHL	60	23	22	45	113	-	-	-	-	-
2002-03	Alaska	WCHA	35	11	12	23	79	-	-	-	-	-
2003-04	Alaska	WCHA	37	21	13	34	79	-	-	-	-	-
	Cincinnati	AHL	7	2	1	3	0	9	1	6	7	10
2004-05	Cincinnati	AHL	51	6	3	9	63	12	2	0	2	10
2005-06	Portland	AHL	41	15	10	25	85	19	4	6	10	37
2006-07	Anaheim	NHL	2	1	0	1	2	-	-	-	-	-
	Columbus	NHL	7	0	0	0	0	-	-	-	-	-
	Portland	AHL	31	6	10	16	74	-	-	-	-	-
	Syracuse	AHL	29	19	16	35	53	-	-	-	-	-
2007-08	Columbus	NHL	36	6	6	12	25	-	-	-	-	-
	Edmonton	NHL	26	9	4	13	28	-	-	-	-	-
2008-09	Calgary	NHL	74	13	27	40	42	6	0	3	3	12
2009-10	Calgary	NHL	67	15	18	33	58	-	-	-	-	-
2010-11	Calgary	NHL	79	24	19	43	59	-	-	-	-	-
2011-12	Calgary	NHL	67	26	22	48	62	-	-	-	-	-
2012-13	Calgary	NHL	40	15	11	26	18	-	-	-	-	-
2013-14	Calgary	NHL	38	12	12	24	12	-	-	-	-	-
<b>TOTAL</b>		NHL	<b>436</b>	<b>121</b>	<b>119</b>	<b>240</b>	<b>306</b>	<b>6</b>	<b>0</b>	<b>3</b>	<b>3</b>	<b>12</b>
		FLAMES	<b>365</b>	<b>105</b>	<b>109</b>	<b>214</b>	<b>251</b>	<b>6</b>	<b>0</b>	<b>3</b>	<b>3</b>	<b>12</b>
		AHL	<b>159</b>	<b>48</b>	<b>40</b>	<b>88</b>	<b>275</b>	<b>40</b>	<b>7</b>	<b>12</b>	<b>19</b>	<b>57</b>
		WCHA	<b>72</b>	<b>32</b>	<b>25</b>	<b>57</b>	<b>158</b>	<b>-</b>	<b>-</b>	<b>-</b>	<b>-</b>	<b>-</b>

## GLENCROSS VS NHL

TEAM	REGULAR SEASON					PLAYOFFS				
	GP	G	A	PTS	PIM	GP	G	A	PTS	PIM
Anaheim	21	8	6	14	7	0	0	0	0	0
Boston	5	1	0	1	4	0	0	0	0	0
Buffalo	6	0	0	0	0	0	0	0	0	0
Calgary	5	5	0	5	5	0	0	0	0	0
Carolina	5	4	0	4	0	0	0	0	0	0
Chicago	21	7	5	12	19	6	0	3	3	12
Colorado	35	11	12	23	20	0	0	0	0	0
Columbus	22	6	5	11	12	0	0	0	0	0
Dallas	25	3	6	9	9	0	0	0	0	0
Detroit	24	9	10	19	14	0	0	0	0	0
Edmonton	27	9	3	12	16	0	0	0	0	0
Florida	6	1	3	4	2	0	0	0	0	0
Los Angeles	20	3	4	7	16	0	0	0	0	0
Minnesota	28	4	7	11	28	0	0	0	0	0
Montreal	8	2	3	5	7	0	0	0	0	0
Nashville	26	9	11	20	8	0	0	0	0	0
New Jersey	6	3	5	8	4	0	0	0	0	0
NY Islanders	3	1	0	1	0	0	0	0	0	0
NY Rangers	7	1	2	3	2	0	0	0	0	0
Ottawa	8	2	4	6	4	0	0	0	0	0
Philadelphia	4	1	2	3	6	0	0	0	0	0
Phoenix	23	6	7	13	19	0	0	0	0	0
Pittsburgh	5	1	0	1	2	0	0	0	0	0
St. Louis	20	4	4	8	14	0	0	0	0	0
San Jose	19	2	4	6	25	0	0	0	0	0
Tampa Bay	5	2	2	4	0	0	0	0	0	0
Toronto	7	4	4	8	6	0	0	0	0	0
Vancouver	34	7	7	14	44	0	0	0	0	0
Washington	5	3	0	3	4	0	0	0	0	0
Winnipeg	6	2	3	5	9	0	0	0	0	0
<b>TOTAL</b>	<b>436</b>	<b>121</b>	<b>119</b>	<b>240</b>	<b>306</b>	<b>6</b>	<b>0</b>	<b>3</b>	<b>3</b>	<b>12</b>

## 2013-14 HIGHLIGHTS

Named as the team's alternate captain on Sept. 20 ... scored the game-winning goal in his 400th career game against his former team (CBJ) on Oct. 4 ... notched his second game-winning goal on Oct. 9 ... led the team in shots (5) and scored a goal with the extra attacker on Nov. 1 ... had a goal and an assist for his first multi-point game of the season and extended his point streak to four games (3G, 2A) on Nov. 3 ... left the game on Nov. 5 with a knee injury ... returned to the lineup on Dec. 12 after missing 15 games with a sprained knee ... picked up his second multi-point game of the season (1G, 1A) on Dec. 15 ... was injured on Dec. 21 and put on IR missing 29 games ... made his return on Mar. 12 ... collected his first assist since returning from injury on Mar. 14 ... scored his first goal since returning from injury on Mar. 15 ... earned his third career hat trick on Mar. 22 ... recorded 11 points (6G, 5A) in 11 games from Mar. 14 - Apr. 3 ... had a pair of goals on Apr. 3.

## NHL HIGHLIGHTS

### FIRST

GP: 01/13/2007 ANA 2 vs. COL 3  
 Goal: 01/13/2007 ANA 2 vs. COL 3  
 Asst: 11/10/2007 CBJ 3 at NSH 4

### LONGEST PERSONAL STREAKS

Goals: 7 (1X) 02/27/2012 - 03/11/2012 (7G)  
 Assists: 3 (2X) 02/14/2011 - 02/20/2011 (3A)  
 Pts: 8 (1X) 02/07/2011 - 02/22/2011 (7G-5A)

### MOST (1 GAME | MOST RECENT)

Goals: 3 (3X) 03/22/2014 CGY 8 at EDM 1  
 Assists: 3 (1X) 01/10/2012 CGY 6 vs. NJD 3  
 Points: 4 (1X) 01/10/2012 CGY 6 vs. NJD 3 (1G-3A)  
 SOG: 8 (1X) 10/16/2010 CGY 5 vs. EDM 3  
 PIM: 15 (3X) 03/13/2012 CGY 3 vs. SJS 2  
 Multi-Pt Games: 46 04/03/2014 CGY 4 at TBL 1 (2G-0A)





# Curtis GLENCROSS

## CAREER HIGHLIGHTS

**2012-13:** Was an alternate captain for the Flames ... scored a pair of power-play goals and added an assists which ties his career-high for points in a game on Jan. 21 ... scored the game-winning goal on Feb. 5 ... scored his 100th career goal on Feb. 15 ... had a three game point streak (2+1) Feb. 13-17 ... netted his 100th career assist and 200th career point including the game-winner on Feb. 24 ... scored a shorthanded empty net goal on Mar. 6 ... injured (upper body) on Mar. 8 and missed two games before having a multi-point (1+1) game in his first game back on Mar. 13 ... scored his second career hat trick including the game-winner on Mar. 15 ... scored his team leading 13th goal and had a five game points streak (5+3) on Mar. 22 ... missed Apr. 6 with a leg injury ... scored his 15th goal on Apr. 10 ... missed Apr. 13 due to the flu ... left the game Apr. 19 with a knee injury and was put on IR ... led the Flames in goals with 15 ... tied for the team lead in game-winning goals with three.

**2011-12:** Led the NHL in shooting percentage (26 goals on 110 shots for 23.6%) ... finished second on the team in goals (26), tied for second in power-play goals (8), fourth in points (48) and fifth in assists (22) ... netted the first Flames goal of the season on home ice for the second consecutive year on Oct. 8 ... scored in three of the first four games of the season with goals on Oct. 8, 10 and 15 ... played in his 300th career game on Nov. 1 ... picked up a pair of goals on Nov. 18 ... scored a goal and an assist on Dec. 8 after missing the previous game with the flu ... scored a goal and an assist on Dec. 18 ... scored a pair of goals including the game winner on Dec. 22 ... had a goal and an assist on Dec. 23, had a four game goal streak Dec. 18-23 ... had a career-high four point game (1G, 3A) on Jan. 10 ... injured on Jan. 17 and was placed on IR ... returned on Feb. 23 after missing 13 games with a knee injury ... reached the 20 goal mark for the second consecutive season on Mar. 1 ... had a career-high seven game goal streak Feb. 25 - Mar. 11 the NHL's longest in the 2011-12 season and one shy of the Flames franchise record ... set a career-high with his 25th goal on Mar. 11 and finished with 26 on the season, also set a career-high in points with 48.

**2010-11:** Set new career-highs for goals (24), points (43), and PIM (59) in a season ... led Calgary players with two shorthanded goals ... scored on the teams in goals (24) and tied for fifth in points (43) ... scored the first Flames goal of the season (shorthanded) for his 100th career point on Oct. 10 ... picked up a pair of assists for his first multi-point game of the season on Oct. 21 ... scored a pair of goals on Nov. 9 ... had his third multi-point game (1G, 1A) on Nov. 19 ... scored his seventh goal of the season which was the 10,000th franchise goal on Nov. 26 ... led the team in hits (5) on Nov. 27 ... tied a career-high with three points (2G, 1A) on Jan. 7 ... scored in back-to-back games with a goal on Jan. 11 ... registered back-to-back game-winners on Feb. 7-9 ... scored his 19th goal on Feb. 14 and had a career-high five game goal scoring streak ... had a career-high eight game point streak (7G, 5A) ending on Feb. 22 ... had a goal and two assists on Mar. 4 ... back-to-back-to-back game-winners on Mar. 4, 6, 9 (in a shootout) ... set a new career-high with a pair of assists to earn his 41st point on Mar. 20.

**2009-10:** Scored a goal against his former team (EDM) on Oct. 3 ... scored his second goal of the season against another former team (CBLJ) on Oct. 13 ... scored a shorthanded goal on Oct. 16 ... scored against his former team (CBLJ) for the second time this season on Oct. 20 ... received a three-game suspension on Nov. 7 ... registered an assist in his first game back from suspension

on Nov. 17 ... scored his fifth goal of the season on Nov. 23 ... scored an empty net shorthanded goal and tied a career-high in points (3) and assists (2) in a game on Nov. 30 ... scored the game-winner against former club (EDM) on Dec. 31 ... back-to-back game-winning goals, tied career-high with two goals and three points on Jan. 2 ... recorded his first career hat trick on Feb. 3 ... played his 200th career game on Dec. 31 ... scored his fourth shorthanded goal of the season on Mar. 5 ... unsuccessful (J. Howard) on his first ever penalty shot attempt on Mar. 15 ... missed Mar. 19-Apr. 10 with a lower-body injury.

**2008-09:** Finished the season appearing in 74 games scoring 13 goals and 27 assists for 40 points (all are career-highs) ... registered his first point as a Flame with an assist on Oct. 14 COL 4 at CGY 5 ... scored his first goal as a Flame, which was the game-winner on Oct. 28 COL 0 at CGY 3 ... registered his first three point game (1G, 2A), and was a team-high +3 on Nov. 25 LAK 2 at CGY 6 ... extended his points streak with an assist to four games (3G, 4A) on Nov. 29 VAN 1 at CGY 3 ... missed six games (Dec. 16-19) due to a lower-body injury sustained on Dec. 12 ... had two assists and five shots on net Mar. 5 CGY 5 at PHI 1 ... had a goal and an assist on Mar. 14 CGY 6 at TOR 8 ... scored the game-winning goal and added an assist on Mar. 23 DET 3 at CGY 5 ... missed the last two games of the regular season. **PLAYOFFS:** Played in all six games collecting three assists ... recorded his first career playoff point (assist) in his first playoff game on Apr. 16 CGY 2 at CHI 3 OT ... registered his first multi-point playoff game with a pair of assists on Apr. 20 CHI 2 at CGY 4.

**2007-08 BLUE JACKETS:** Scored 15 goals and added 10 assists for 25 points and 53 PIM in 62 games played (9G, 4A with 28 PIM in 26 GP with Edmonton and 6G, 6A with 25 PIM in 36 GP with Columbus) ... was 19th in NHL rookie scoring race and finished among rookie leaders in goals (fifth), shooting pct. (third at 14.4%), 11th in plus/minus (+8), 13th in hits (94) and PIM (53) and 17th in shots (104) ... registered two assists vs. Minnesota (Feb. 12) for his first points as an Oiler and first multi-point game with Edmonton ... had a two-game scoring streak (0G, 3A); Feb. 12-14 ... had a two-game goal scoring streak (Feb. 22-24) ... scored points in six of last 14 games (7G, 1A; Mar. 9-Apr. 3) ... scored goals (6) in four of last nine games (Mar. 18-Apr. 3) ... scored a career-high two goals vs. Phoenix (Mar. 18) for his first career multi-goal game and scored goals vs. Minnesota (Mar. 24) and at Colorado (Mar. 28) ... scored both goals in Oilers 3-2 loss at Calgary (Apr. 1) for his second career multi-goal game ... **ILERS:** Made Oilers debut vs. Calgary (Feb. 1).

**2006-07:** Played in nine games with Anaheim and Columbus ... made his NHL debut with the Ducks and had a goal Jan. 13 vs. Colorado ... split the remainder of the season with Portland and Syracuse of the AHL ... had 16 points (6G, 10A) with 74 PIM and was +3 in 31 games with Portland ... added 19 goals and 16 assists for 35 points with 53 PIM and was +1 in 29 games with the Crunch ... set career-highs in goals, assists, points, plus/minus rating and penalty minutes ... had five power-play goals and three shorthanded tallies.


**2005-06:** Notched 15 goals and 10 assists with 85 PIM and was +7 in 41 games with Portland ... added 10 points (4G, 10A) and 37 PIM.

**2004-05:** Collected nine points (6G, 3A) with 63 PIM in 51 games with Cincinnati of the AHL ... **PLAYOFFS:** Had a goal, six assists and 10 PIM in nine playoff games.

## COLLEGE

**2003-04:** Finished his senior season at Alaska-Anchorage with 21 goals, 13 assists for 34 points and 79 PIM in 37 games ... led the club in goals and points ... registered 2-1-3 with 6 PIM minutes and was "even" in seven games with Cincinnati of the AHL ...

**2002-03:** Had 23 points (11G, 12A) with 79 PIM in 35 games for Alaska-Anchorage.



# Jonas HILLER

**#1 - GOALTENDER**

**BORN:** Felben Wellhausen, SUI

**DATE:** February 12, 1982

**HEIGHT:** 6'2"

**WEIGHT:** 191 lbs.

**CATCHES:** Right

**HOW ACQUIRED:** Signed as a free agent  
on July 1, 2014

## CAREER RECORD

SEASON	CLUB	LEA	REGULAR SEASON											PLAYOFFS										
			GP	W	L	OTL	MIN	GA	SO	GAA	SVS	SV%	GP	W	L	MIN	GA	SO	GAA	SVS	SV%			
2001-02	Davos	Swiss-A	41	-	-	-	-	-	-	-	-	-	-	-	-	-	-	-	-	-	-			
2002-03	Davos	Swiss-A	42	-	-	-	-	-	-	-	-	-	-	-	-	-	-	-	-	-	-			
2003-04	Lausanne	Swiss-A	13	3	7	1	709	42	1	3.55	-	-	-	-	4	4	0	-	7	0	1.67	-	-	
	Chaux-de-Fonds	Swiss-B	1	-	-	-	-	-	-	-	-	-	-	-	-	-	-	-	-	-	-	-	-	
2004-05	Davos	Swiss-A	43	26	12	4	2523	94	8	2.24	-	-	-	15	12	3	-	34	0	2.19	-	-	-	
2005-06	Davos	Swiss-A	42	22	15	5	2551	98	4	2.30	-	-	-	15	9	6	-	45	1	3.00	-	-	-	
2006-07	Davos	Swiss-A	44	28	16	0	2656	115	3	2.60	-	-	-	19	12	7	1138	39	3	2.05	-	-	-	
2007-08	Anaheim	NHL	23	10	7	1	1223	42	0	2.06	536	0.927	-	-	-	-	-	-	-	-	-	-	-	
	Portland	AHL	6	3	2	1	370	13	0	2.11	171	0.929	-	-	-	-	-	-	-	-	-	-	-	
2008-09	Anaheim	NHL	46	23	15	1	2486	99	4	2.39	1118	0.919	13	7	6	807	30	2	2.23	524	0.943	-	-	
2009-10	Anaheim	NHL	59	30	23	4	3338	152	2	2.73	1708	0.918	-	-	-	-	-	-	-	-	-	-	-	
2010-11	Anaheim	NHL	49	26	16	3	2672	114	5	2.56	1379	0.924	-	-	-	-	-	-	-	-	-	-	-	
2011-12	Anaheim	NHL	73	29	30	12	4253	182	4	2.57	1839	0.909	-	-	-	-	-	-	-	-	-	-	-	
2012-13	Anaheim	NHL	26	15	6	4	1498	59	1	2.36	616	0.913	7	3	4	439	18	1	2.46	218	0.917	-	-	
2013-14	Anaheim	NHL	50	29	13	7	2909	120	5	2.48	1228	0.911	6	2	2	219	8	0	2.19	85	0.906	-	-	
		AHL	6	3	2	1	370	13	0	2.11	171	0.929	-	-	-	-	-	-	-	-	-	-	-	
<b>TOTAL</b>			<b>NHL</b>	<b>326</b>	<b>162</b>	<b>110</b>	<b>32</b>	<b>18,378</b>	<b>768</b>	<b>21</b>	<b>2.51</b>	<b>8,424</b>	<b>0.916</b>	<b>26</b>	<b>12</b>	<b>12</b>	<b>1,465</b>	<b>56</b>	<b>3</b>	<b>2.29</b>	<b>827</b>	<b>0.932</b>	<b>-</b>	<b>-</b>
			<b>AHL</b>	<b>6</b>	<b>3</b>	<b>2</b>	<b>1</b>	<b>370</b>	<b>13</b>	<b>0</b>	<b>2.11</b>	<b>171</b>	<b>0.929</b>	<b>-</b>	<b>-</b>	<b>-</b>	<b>-</b>	<b>-</b>	<b>-</b>	<b>-</b>	<b>-</b>	<b>-</b>	<b>-</b>	<b>-</b>

## HILLER VS NHL

REGULAR SEASON										PLAYOFFS									
TEAM	GP	W	L	T/OT	SHO	GA	SDG	GAA	SV%	GP	W	L	T/OT	SHO	GA	SDG	GAA	SV%	
BOS	7	4	1	1	1	14	208	2.10	93.3	-	-	-	-	-	-	-	-	-	-
BUF	5	3	2	0	0	15	134	3.02	88.8	-	-	-	-	-	-	-	-	-	-
CAR	4	3	1	0	0	8	133	1.97	94.0	-	-	-	-	-	-	-	-	-	-
CGY	12	6	5	1	0	33	333	2.92	90.1	-	-	-	-	-	-	-	-	-	-
CHI	19	10	6	2	1	43	586	2.30	92.7	-	-	-	-	-	-	-	-	-	-
CBJ	12	5	3	2	1	23	272	2.30	91.5	-	-	-	-	-	-	-	-	-	-
COL	15	9	5	1	0	40	416	2.71	90.4	-	-	-	-	-	-	-	-	-	-
DAL	19	5	11	1	0	49	548	2.81	91.1	2	1	0	0	0	13	0.00	100.0		
DET	14	5	7	1	2	32	397	2.50	91.9	14	6	8	0	1	38	512	2.59	92.6	
EDM	21	13	4	1	2	37	532	1.98	93.0	-	-	-	-	-	-	-	-	-	-
FLA	4	4	0	0	2	5	126	1.25	96.0	-	-	-	-	-	-	-	-	-	-
LAK	21	9	8	3	3	45	622	2.30	92.8	4	1	2	0	0	8	72	2.70	88.9	
MIN	19	11	5	1	1	42	491	2.39	91.4	-	-	-	-	-	-	-	-	-	-
MTL	5	2	1	2	0	14	159	2.68	91.2	-	-	-	-	-	-	-	-	-	-
NJ	6	2	2	2	0	14	160	2.29	91.3	-	-	-	-	-	-	-	-	-	-
NYI	5	2	0	0	0	7	99	1.83	92.9	-	-	-	-	-	-	-	-	-	-
NYR	5	2	2	1	1	7	132	1.36	94.7	-	-	-	-	-	-	-	-	-	-
NSH	14	4	9	0	1	37	409	2.91	91.0	-	-	-	-	-	-	-	-	-	-
OTT	4	4	0	0	0	6	133	1.47	95.5	-	-	-	-	-	-	-	-	-	-
PHI	5	3	1	1	0	13	172	2.54	92.4	-	-	-	-	-	-	-	-	-	-
PHX	30	20	6	3	2	72	208	2.47	92.0	-	-	-	-	-	-	-	-	-	-
PIT	5	2	2	1	0	14	131	2.77	89.3	-	-	-	-	-	-	-	-	-	-
SJS	21	8	10	2	2	47	653	2.32	92.8	6	4	2	0	2	10	230	1.65	95.7	
STL	14	9	4	1	1	36	373	2.76	90.3	-	-	-	-	-	-	-	-	-	-
TBL	7	4	3	0	1	18	175	2.51	89.7	-	-	-	-	-	-	-	-	-	-
TOR	4	0	4	0	0	19	126	4.83	84.9	-	-	-	-	-	-	-	-	-	-
VAN	20	11	5	3	0	53	546	3.01	90.3	-	-	-	-	-	-	-	-	-	-
WAS	5	2	1	1	0	14	127	3.33	89.0	-	-	-	-	-	-	-	-	-	-
WPG	4	0	2	1	0	11	95	3.46	88.4	-	-	-	-	-	-	-	-	-	-
<b>TOTAL</b>	<b>326</b>	<b>162</b>	<b>110</b>	<b>32</b>	<b>21</b>	<b>768</b>	<b>9192</b>	<b>2.51</b>	<b>91.6</b>	<b>26</b>	<b>12</b>	<b>12</b>	<b>0</b>	<b>3</b>	<b>56</b>	<b>827</b>	<b>2.29</b>	<b>93.2</b>	

## 2013-14 HIGHLIGHTS

**DUCKS:** Recorded first win of the season against MIN on Oct. 5... earned first shutout of the season vs. NYR on Oct. 10... tied the second best winning streak in NHL history and set an Anaheim franchise record and career-high by winning 14 straight games (Dec. 9 - Jan. 12)... finished 13th in the NHL with 29 wins ... finished tied for fourth in the NHL with five shutouts.

## NHL HIGHLIGHTS

### FIRST

GP: 09/30/2007 ANA 4 vs. LAK 1  
 Win: 09/30/2007 ANA 4 vs. LAK 1  
 Shutout: 11/16/2008 ANA 2 vs. LAK 0

### LONGEST PERSONAL STREAKS

Longest Win Streak: 14 (1X) 12/06/2013 - 01/12/2014  
 Streak W/OUT Reg Loss: 16 (1X) 11/30/2013 - 01/12/2014 (14-0-2)  
 Longest Losing Streak: 4 (2X) 11/16/2010 - 11/26/2010  
 Longest Winless Streak: 5 (4X) 11/13/2011 - 11/27/2011 (0-4-1)

### MOST (1 GAME | MOST RECENT)

Shots Faced: 53 (1X) 12/19/2008 ANA 3 at EDM 2  
 Saves: 51 (1X) 12/19/2008 ANA 3 at EDM 2  
 GA: 6 (4X) 02/01/2012 ANA 2 vs. DAL 6  
 Career Shutouts: 21 02/28/2014 ANA 1 vs. STL 0



# Jonas HILLER

## CAREER HIGHLIGHTS

**2012-13:** Appeared in his sixth NHL season with Anaheim, going 15-6-4 with one shutout, a 2.36 GAA and .913 SV% in 26 games ... allowed two-or-fewer goals in 17 of his 25 decisions, including 13 of the final 14 ... from Mar. 1 through the end of the regular season, his 1.94 GAA ranked seventh in the NHL ... at Honda Center, won seven consecutive games from Feb. 2 - Mar. 20, with a .921 SV% and 2.12 GAA ... secured his first shutout of the season and 16th of his career in an 18-save effort, Mar. 6 vs. PHX ... won four consecutive games from Mar. 6 - 14, stopping 110 of 114 shots for a 0.98 GAA and .965 SV% in that span ... did not suffer a regulation loss in 10 straight games (8-0-2) from Feb. 18 - Mar. 20, recording a .933 SV% and 1.86 GAA ... missed three games with a lower-body injury (Feb. 8 - 15) ... **PLAYOFFS:** Stopped all 23 shots faced for his third career playoff shutout in a 4-0 victory, May 4 at DET ... went 3-4 with one shutout, a 2.46 GAA and .917 SV% in seven games vs. DET.

**2011-12:** Appeared in his 20th career NHL game, Dec. 4 vs. MIN ... secured his 100th career win and 13th career shutout on Jan. 13 at EDM, stopping all 33 shots faced ... named the NHL's First Star for Feb. 13 - 19 after going 3-0-1 with one shutout, a 0.98 GAA, and .961 SV% in four games ... went nine consecutive games (6-0-3) without a loss in regulation, Feb. 3 - 21 ... set a club record with his 24th consecutive start, surpassing the previous record shared by J.S. Giguere (2001) and Guy Hebert (1997), Mar. 2 vs. CGY ... started a club-record 32 consecutive games from Jan. 12 - Mar. 18, going 17-10-5 with a 1.92 GAA and .927 SV%, including three shutouts ... made his club-record 69th start of the season on Mar. 25 vs. BOS ... made his 70th appearance of 2011-12, setting a franchise record in a 3-1 win, Mar. 28 vs. SJS ... appeared in his fifth NHL season with Anaheim, going 29-30-12 with four shutouts, a 2.57 GAA and .910 SV% ... set franchise records for games played (73) and starts (73) in a season ... overall, led the NHL in starts (73) and co-led in appearances (73).

**2010-11:** Went 5-0-0 with a 2.35 GAA and .925 SV% from Nov. 3 - 12, finishing the month tied for fourth in the NHL in wins (7-4-1) ... denied Jamie Benn on his second career penalty shot, Nov. 12 vs. DAL ... had consecutive shutouts Jan. 7 & 9 marking a career-first and the first time the feat had been accomplished in team history since Dec. 8-15, 2002 (J.S. Giguere) ... was named the NHL's Second Star of the Week for Jan. 3 - 9 after going 2-1-0 with a 0.67 GAA and .977 SV% in three starts ... had a career-high 179:48-minute shutout streak spanning four games, Jan. 5 - 12 ... made only three appearances following the All-Star break due to vertigo-related symptoms ... appeared in his fourth NHL season with Anaheim, going 26-16-5 with five shutouts, a 2.56 GAA and .924 SV% ... finished tied for fifth among NHL goaltenders in SV% (.924) ... was named to the NHL 2010-11 All-Star team, the lone goaltender to represent the Western Conference ... was the second Swiss-born player to appear in an NHL All-Star Game.

## INTERNATIONAL

**2014:** Went 2-1-0 at the 2014 Sochi Olympics for Switzerland and finished tied for first in shutouts (2) and second in GAA (0.67) and SV% (.971).

**2010:** Made his Olympic debut with Team Switzerland at the 2010 Winter Games in Vancouver ... appeared in five contests, going 2-2-1 with a 2.47 GAA and a .918 SV% ... his 146 saves for the tournament ranked third among all goaltenders.

**2009-10:** Was named the NHL's Second Star of the Week for Jan. 4 - 10, going 4-0-0 with a 1.50 GAA and .954 SV% ... earned the win in his 100th career appearance, Jan. 10 at CHI ... went 9-4-0 in January, marking the most wins in a month by a Ducks goaltender since Mar. 2006 (Giguere, 9-4-0) ... appeared in his third NHL season with Anaheim, posting a 30-23-6 record with two shutouts, a 2.73 GAA and .918 SV% in 59 games ... set career-highs in wins, saves (1,708) and shots against (1,860).

**2008-09:** Earned his first career NHL shutout with a 2-0 win (29 SA), Nov. 16 vs. LAK ... was named the NHL's Second Star of the Week for Nov. 24 - 30 after going 2-0-0 with a 0.50 GAA and .984 SV% ... stopped a career-high 51-of-53 shots, Dec. 19 at EDM ... won seven consecutive decisions from Mar. 19 - Apr. 4 to tie Guy Hebert (Feb. 25 - Mar. 22, 1995) for the longest winning streak in franchise history, the win streak spanned an eight-game stretch, in which he posted a 2.19 GAA and .923 SV% ... finished the season tied for seventh among league goaltenders in GAA (2.39) and tied for sixth in SV% (.919) ... **PLAYOFFS:** Made his Stanley Cup Playoffs debut on Apr. 16 in SJS and earned a shutout victory with 35 saves, becoming the first goaltender to record a shutout in his playoff debut since Andrew Raycroft in 2004 ... stopped all 31 shots faced for his second career post-season shutout in Game 4 on Apr. 23 vs. SJS ... finished the opening series with a .957 SV%, a 1.64 GAA and his first two post-season shutouts in six games ... stopped a career-high 59 shots in the Ducks' triple-OT victory on May 3 at DET, his 59 saves were the most by a Ducks netminder since Apr. 10, 2003 (Giguere, 63 saves) ... stopped 45 of 46 shots for his sixth career post-season win in Game 3 on May 5 vs. DET ... finished his playoff debut with a league-leading SV% (.946), the third best GAA (2.23) and tied for first in shutouts (2).

**2007-08:** Earned a 4-1 win in his NHL debut, Sep. 30 vs. LA in London, England, becoming just the fourth Swiss goalie to play in an NHL game, joining David Aebischer (COL), Martin Gerber (ANA) and Pauli Jaks (LAK) ... stopped 11 of 12 shots for his first career OT win, Dec. 19 vs. COL ... this season marked his NHL debut with Anaheim, going 10-7-1 with a 2.06 GAA and .927 SV%.


**2006-07 DAVOS (SWISS):** Played for Davos of the Swiss National League A ... was voted Best Goalie in the Swiss National League ... helped Davos capture the Swiss championship and a Spengler Cup championship.

**2005-06:** Helped Davos advance to the final in the Swiss Championship ... was selected to the All-Star team for the Spengler Cup.

**2004-05:** Was voted the Best Goalie in the Swiss League, en route to the Swiss League championship ... won the Spengler Cup with Davos and selected to the tournament All-Star team.

**2008:** Following the 2008 NHL Playoffs, joined Switzerland for the 2008 IIHF World Championship in Halifax and Quebec City ... appeared in three games, going 1-2-0 with a 2.79 GAA and .915 SV%.

**2007:** Posted a 2.51 GAA and .910 SV% in six games at the 2007 IIHF World Championship in Moscow, Russia.



# Jiri HUDLER

**#24 - CENTRE**

**BORN:** Olomouc, CZE

**DATE:** January 4, 1984

**HEIGHT:** 5'10"

**WEIGHT:** 176 lbs.

**SHOOTS:** Left

**DRAFTED:** DET - 2nd round, 58th overall  
in the 2002 NHL Draft

**HOW ACQUIRED:** Signed as a free agent  
on July 2, 2012

## CAREER RECORD

SEASON	CLUB	LEA.	REGULAR SEASON					PLAYOFFS				
			GP	G	A	PTS	PIM	GP	G	A	PTS	PIM
1999-00	Vsetin HC	Czech	2	0	1	1	0	-	-	-	-	-
2000-01	Vsetin HC	Czech	22	1	4	5	10	-	-	-	-	-
	Havirov Femax HC	Czech	15	5	1	6	12	-	-	-	-	-
2001-02	Vsetin HC	Czech	46	15	31	46	54	-	-	-	-	-
2002-03	Vsetin HC	Czech	30	19	27	46	22	-	-	-	-	-
	Kazan Ak-Bars	KHL	11	1	5	6	12	1	0	0	0	0
2003-04	Detroit	NHL	12	1	2	3	10	-	-	-	-	-
	Grand Rapids	AHL	57	17	32	49	46	4	1	5	6	2
2004-05	Grand Rapids	AHL	52	12	22	34	10	-	-	-	-	-
	Vsetin HC	Czech	7	5	2	7	10	-	-	-	-	-
2005-06	Grand Rapids	AHL	76	36	60	96	56	16	6	16	22	20
	Detroit	NHL	4	0	0	0	2	-	-	-	-	-
2006-07	Detroit	NHL	76	15	10	25	36	6	0	2	2	4
2007-08	Detroit	NHL	81	13	29	42	26	22	5	9	14	14
2008-09	Detroit	NHL	82	23	34	57	16	23	4	8	12	6
2009-10	Moscow	KHL	54	19	35	54	18	4	0	1	1	4
2010-11	Detroit	NHL	73	10	27	37	28	10	1	2	3	6
2011-12	Detroit	NHL	81	25	25	50	42	5	2	0	2	4
2012-13	Calgary	NHL	42	10	17	27	22	-	-	-	-	-
	HC Ocelari Trinec	CzRep	4	3	2	5	4	-	-	-	-	-
	Czech Republic	WC-A	8	4	1	5	6	-	-	-	-	-
2013-14	Calgary	NHL	75	17	37	54	16	-	-	-	-	-
TOTAL		NHL	526	114	181	295	198	66	12	21	33	34
		Flames	117	27	54	81	38	-	-	-	-	-
		AHL	185	65	114	179	112	20	7	21	28	22

## HUDLER VS NHL

TEAM	REGULAR SEASON					PLAYOFFS				
	GP	G	A	PTS	PIM	GP	G	A	PTS	PIM
Anaheim	24	3	3	6	6	7	2	2	4	6
Boston	8	4	4	8	2	0	0	0	0	0
Buffalo	8	3	3	6	2	0	0	0	0	0
Calgary	20	5	6	11	12	3	0	2	2	2
Carolina	5	1	6	7	2	0	0	0	0	0
Chicago	40	7	21	28	18	5	0	1	1	0
Colorado	26	10	13	23	4	4	0	4	4	0
Columbus	38	5	10	15	20	4	2	2	4	0
Dallas	24	8	5	13	10	6	2	2	4	4
Detroit	5	0	2	2	6	0	0	0	0	0
Edmonton	30	7	12	19	8	0	0	0	0	0
Florida	7	1	3	4	2	0	0	0	0	0
Los Angeles	27	4	12	16	10	0	0	0	0	0
Minnesota	27	8	3	11	10	0	0	0	0	0
Montreal	7	3	1	4	2	0	0	0	0	0
Nashville	39	10	16	26	6	11	4	3	7	8
New Jersey	7	0	5	5	4	0	0	0	0	0
NY Islanders	5	0	1	1	2	0	0	0	0	0
NY Rangers	6	3	3	6	0	0	0	0	0	0
Ottawa	7	2	3	5	0	0	0	0	0	0
Philadelphia	7	0	1	1	6	0	0	0	0	0
Phoenix	27	3	9	12	10	4	1	2	3	0
Pittsburgh	7	2	3	5	6	13	1	3	4	6
St. Louis	41	5	15	20	14	0	0	0	0	0
San Jose	28	5	7	12	14	9	0	0	0	8
Tampa Bay	6	1	2	3	8	0	0	0	0	0
Toronto	6	2	1	3	4	0	0	0	0	0
Vancouver	27	5	7	12	4	0	0	0	0	0
Washington	9	2	2	4	4	0	0	0	0	0
Winnipeg	8	5	2	7	2	0	0	0	0	0
<b>TOTAL</b>	<b>526</b>	<b>114</b>	<b>181</b>	<b>295</b>	<b>198</b>	<b>66</b>	<b>12</b>	<b>21</b>	<b>33</b>	<b>34</b>

## 2013-14 HIGHLIGHTS

Scored in back-to-back games on Oct. 3 & 4 ... picked up a pair of assists on Oct. 6 ... collected two assists on Oct. 11 ... scored his 100th NHL goal on Oct. 16 ... collected an assist on Oct. 22 giving him points in each of the first eight games to start the season (4G, 8A) ... he is the only player in the NHL who recorded points in every game of the first nine games to start the season ... had a pair of assists on Nov. 8 ... scored his seventh goal giving him 21 points in 21 games on Nov. 18 ... had a pair of assists on Nov. 27 ... had a pair of assists for the seventh time this season on Dec. 4 ... scored the overtime winner on Dec. 7 ... registered two assists on Dec. 15 ... had a goal and an assist on Dec. 23 ... registered two assists for the ninth time this season on Jan. 14 ... played a career-high 26:05 on Jan. 18 ... missed seven games from Mar. 7 - 15 with a lower body injury ... picked up his 35th assist on the game-winning goal on Apr. 7 ... had a goal and an assist on Apr. 11 ... led the Flames and finished tied-67th in NHL scoring with 54 points ... led the Flames and finished tied-44th in the NHL in assists with 37.

## NHL HIGHLIGHTS

### FIRST

GP: 10/16/2003 DET 3 vs. VAN 2  
 Asst: 10/29/2003 DET 5 vs. STL 6  
 Goal: 12/10/2003 DET 7 at BUF 2

### LONGEST PERSONAL STREAKS

Goals: 3 (5X) 01/25/2012 - 02/02/2012 (4G)  
 Assists: 6 (1X) 02/11/2011 - 02/22/2011 (8A)  
 Pts: 10 (1X) 04/25/2013 - 10/22/2013 (4G-9A)

### MOST (1 GAME | MOST RECENT)

Goals: 2 (9X) 01/31/2013 CGY 3 vs. COL 6  
 Assists: 3 (3X) 02/28/2013 CGY 4 at COL 5  
 Points: 3 (10X) 02/28/2013 CGY 4 at COL 5 (0G-3A)  
 SOG: 6 (6X) 01/09/2014 CGY 0 vs. STL 5  
 PIM: 4 (8X) 03/26/2013 CGY 0 at CHI 2  
 Multi-Pt Games: 61 04/11/2014 CGY 3 vs. WPG 5 (IG-1A)



# Jiri HUDLER

## CAREER HIGHLIGHTS

**2012-13:** Was on bereavement leave and missed the first three games of the season (Jan. 20-23) ... made his Flames debut on Jan. 26 and picked up his first point as a Flame (assist) ... had his first multi-point (2+) and multi-goal game (2G) on Jan. 31 both tie a career-high ... had a multi-point game with a pair of assists on Feb. 7 ... had the lone goal on Feb. 11 and scored in the shootout ... tied a career-high with three assists on Feb. 28 ... added a pair of assists on Mar. 3 ... had one assist to extend his assist streak to six assists in three games ending on Mar. 6 ... had a goal and an assist on Mar. 15 ... scored in back-to-back games Mar. 15-18 ... missed Apr. 8-10 due to injury ... scored his 10th goal of the year on Apr. 21 ... tied for the team lead in power-play goals with five.

**2011-12 RED WINGS:** Recorded his 200th career point (assist) on Feb. 21 at CHI ... reached the 20-goal plateau for the second time in his career on Feb. 25 vs. COL and also matched a career-high in that game by tallying three points (2G, 1A) ... he matched that total again on Mar. 24 vs. CAR (1G, 2A) ... **PLAYOFFS:** Played in five games and tied for the team lead in goals with two.

**2010-11:** Appeared in 73 games for Detroit ... registered 37 points (10G, 27A), 28 PIM and was -7 ... registered 31 points (9G, 22A) and a +2 rating in 43 games played after Christmas (just 6 points (1G, 5A) and -9 rating before Christmas) ... matched career-high for assists (3) and points (3) in a game on Jan. 20 at STL ... recorded back-to-back multi-point games Dec. 27 at COL (1G, 1A) and Dec. 29 at DAL (1G, 1A) ... played in his 300th career game Feb. 2 at OTT ... registered his 100th career assist Mar. 26 vs. TOR ... averaged 13:30 of time on ice per game in the regular-season ... notched three power-play goals and two game-winning goals ... **PLAYOFFS:** Appeared in 10 of 11 post-season games for Detroit ... finished with three points (1G, 2A) and 6 PIM in the playoffs ... finished with a -1 rating in the post-season ... averaged 11:57 of time on ice in the playoffs.

**2009-10 DYNAMO MOSCOW (KHL):** Registered 54 points (19G, 35A) in 54 games ... his 54 points ranked ninth in KHL scoring ... registered 18 PIM.

**2008-09:** Appeared in all 82 regular season games for Detroit, a career-high ... the only member of the Red Wings to appear in every regular season game ... registered career-highs with 23 goals, 34 assists, 57 points and 155 shots on goal ... his 57 points ranked seventh on Detroit ... his 23 goals included six power-play goals and two game-winners ... averaged 13:39 of ice time during the regular season ... **PLAYOFFS:** Appeared in all 23 post-season games for Detroit ... finished tied for seventh on the Red Wings with 12 points (4G, 8A) ... scored two power-play goals and one game winning goal during the 2009 playoffs (Round Two Game Five vs. ANA) ... averaged 13:27 of time on ice in the post-season.

**2007-08:** Played in a career-high 81 games ... scored 13 goals, including three power-play tallies and two game winners ... registered career-highs with 29 assists and 42 points ... had eight multi-point games ... tied a career-high with three assists vs. CAR on Dec. 9 ... had a four game point streak Dec. 22 - 29 (2G, 3A) ... **PLAYOFFS:** Appeared in all 22 post-season games for Detroit ... registered first career post-season goal in Round 1, Game 3 at NSH on Apr. 14 ... scored the game-winning goal in Game 4 of the Stanley Cup Final at PIT ... set post-season career-highs with 5 goals, 9 assists and 14 points ... won his first career Stanley Cup Championship.

**2006-07:** Played 76 games in his first full season in the NHL ... led Red Wings rookies in points, goals and assists with 15 goals, 10 assists and 25 points ... collected over half of his 25 points in the last 20 games of the season, tallying six goals and seven assists ... scored a career-high two goals on Mar. 14 vs. NSH ... scored his first NHL power-play marker on Oct. 19 vs. at SJS ... **PLAYOFFS:** Made his playoff debut in Game 1 of the CQF vs. CGY on Apr. 12 and recorded an assist ... played in six of Detroit's 18 post-season contests.

**2005-06:** Appeared in four games with Detroit ... **GRIFFINS (AHL):** Played 76 games with Grand Rapids, leading the team in points (96) and assists (60) ... named to the AHL's Second All-Star Team after he set a Griffins' records for points (96) and assists (60) in a season ... tied a Griffins record for assists in a game (5) ... set a Griffins record for points in a period (4) ... his 36 goals ranked seventh in the AHL ... **PLAYOFFS:** Led Grand Rapids in playoff scoring with 22 points (6G, 16A) in 16 games.

**2004-05:** Began 2004-05 in Grand Rapids with 12 points in the first 12 games (5G, 7A) ... capped off his first AHL hat trick in OT for a 4-3 win at San Antonio (Oct. 24) ... missed four games due to injury and another 24 while in Czech Republic ... returned home to be with his father who was awaiting a liver transplant ... **VSETIN (CZECH REPUBLIC):** Joined his old team, Vsetin, while in Europe, appearing in seven games (5G, 2A) ... returned to Grand Rapids in January and finished the season with the Griffins.

**2003-04 RED WINGS:** Saw his first NHL action on Oct. 16 vs. Vancouver ... first NHL point was an assist vs. Chris Osgood and St. Louis on Oct. 29 ... first NHL goal came at Buffalo Dec. 10 as Detroit's first tally on Ryan Miller in a 7-2 win ... played in the 2004 AHL All-Star Classic ... **GRIFFINS (AHL):** In 57 games with Griffins, finished second on team with 32 assists and tied for third in goals with 17.

**2002-03:** Led the Czech league in scoring through Christmas with 46 points in his first 30 games (19G, 27A) ... transferred to Kazan in Russia after World Juniors (3G, 4A in 6 games).

**2001-02:** Led Vsetin of the top Czech league in scoring with 46 points in 46 games (15G, 31A).

## INTERNATIONAL

**2014:** Represented Czech Republic at the 2014 World Championship in Belarus, netting one goal and three assists in 10 games.

**2013:** Represented Czech Republic at the 2013 World Hockey Championship held in Stockholm, Sweden and Helsinki, Finland recording five points (4G, 1A) in eight games played ... Represented the Czech Republic at the IIHF World Junior Championship in 2002, 2003 and 2004 (6G, 9A in 20 total games) and at the 2003 IIHF World Championship.

**2002-03:** Had a strong showing in World Championship with six points in nine games (2G, 4A).

**2001-02:** Youngest player on Czech Under-20 team at World Junior Championship ... Served as captain of the Czech Under-18 team at World Championship where he led team with 14 points in eight games (7G, 7A).



# David JONES

**#19 - RIGHT WING**

**BORN:** Guelph, ON

**DATE:** August 10, 1984

**HEIGHT:** 6'2"

**WEIGHT:** 213 lbs.

**SHOOTS:** Right

**DRAFTED:** COL - 9th round, 288th overall  
in the 2003 NHL Draft

**HOW ACQUIRED:** Trade with Colorado along  
with Shane O'Brien in exchange for Alex Tanguay  
and Cory Sarich on June 27, 2013

## CAREER RECORD

SEASON	CLUB	LEA	REGULAR SEASON					PLAYOFFS				
			GP	G	A	PTS	PIM	GP	G	A	PTS	PIM
2001-02	Coquitlam	BCHL	59	19	32	51	62	-	-	-	-	-
2002-03	Coquitlam	BCHL	35	9	19	28	55	-	-	-	-	-
2003-04	Coquitlam	BCHL	53	33	60	93	78	7	3	6	9	4
2004-05	Dartmouth	ECAC	34	9	5	14	26	-	-	-	-	-
2005-06	Dartmouth	ECAC	33	17	17	34	38	-	-	-	-	-
2006-07	Dartmouth	ECAC	33	18	26	44	22	-	-	-	-	-
2007-08	Lake Erie	AHL	45	14	16	30	16	-	-	-	-	-
	Colorado	NHL	27	2	4	6	8	10	0	1	1	6
2008-09	Colorado	NHL	40	8	5	13	8	-	-	-	-	-
2009-10	Colorado	NHL	23	10	6	16	2	-	-	-	-	-
2010-11	Colorado	NHL	77	27	18	45	28	-	-	-	-	-
2011-12	Colorado	NHL	72	20	17	37	32	-	-	-	-	-
2012-13	Colorado	NHL	33	3	6	9	6	-	-	-	-	-
2013-14	Calgary	NHL	48	9	8	17	10	-	-	-	-	-
TOTAL		NHL	320	79	64	143	94	10	0	1	1	6
		Flames	48	9	8	17	10	-	-	-	-	
		AHL	45	14	16	30	16	-	-	-	-	
		ECAC	100	44	48	92	86	-	-	-	-	



## JONES VS NHL

TEAM	REGULAR SEASON					PLAYOFFS				
	GP	G	A	PTS	PIM	GP	G	A	PTS	PIM
Anaheim	15	5	1	6	8	0	0	0	0	0
Boston	6	1	1	2	0	0	0	0	0	0
Buffalo	4	2	1	3	0	0	0	0	0	0
Calgary	22	5	2	7	8	0	0	0	0	0
Carolina	4	0	2	2	2	0	0	0	0	0
Chicago	19	5	6	11	4	0	0	0	0	0
Colorado	2	0	0	0	2	0	0	0	0	0
Columbus	17	6	5	11	4	0	0	0	0	0
Dallas	13	3	3	6	4	0	0	0	0	0
Detroit	16	4	5	9	4	4	0	0	0	0
Edmonton	29	4	7	11	4	0	0	0	0	0
Florida	4	0	2	2	0	0	0	0	0	0
Los Angeles	16	4	5	9	4	0	0	0	0	0
Minnesota	24	6	2	8	7	6	0	1	1	6
Montreal	5	2	2	4	0	0	0	0	0	0
Nashville	15	5	5	10	6	0	0	0	0	0
New Jersey	4	0	0	0	0	0	0	0	0	0
NY Islanders	4	1	1	2	9	0	0	0	0	0
NY Rangers	4	1	0	1	2	0	0	0	0	0
Ottawa	2	1	0	1	2	0	0	0	0	0
Philadelphia	6	3	1	4	0	0	0	0	0	0
Phoenix	16	1	1	2	2	0	0	0	0	0
Pittsburgh	5	3	2	5	0	0	0	0	0	0
St. Louis	11	3	1	4	0	0	0	0	0	0
San Jose	15	0	1	1	2	0	0	0	0	0
Tampa Bay	4	1	0	1	0	0	0	0	0	0
Toronto	4	3	1	4	0	0	0	0	0	0
Vancouver	26	7	5	12	14	0	0	0	0	0
Washington	3	1	0	1	4	0	0	0	0	0
Winnipeg	5	2	2	4	2	0	0	0	0	0
<b>TOTAL</b>	<b>320</b>	<b>79</b>	<b>64</b>	<b>143</b>	<b>94</b>	<b>10</b>	<b>0</b>	<b>1</b>	<b>1</b>	<b>6</b>

## 2013-14 HIGHLIGHTS

Scored the Flames first goal of the season in his Calgary debut on Oct. 3 ... had a goal and an assist on Oct. 6 and had points in each of the first three games (2G, 2A) ... sustained an upper body injury on Oct. 9 and missed four games Oct. 11 - 21 ... scored his first goal since returning from injury on Oct. 30 ... led the team in hits (3) on Nov. 1 ... led the team in hits (4) on Nov. 7 ... picked up a goal and an assist on Nov. 14 ... led the team in hits with eight and picked up an assist on Nov. 20 ... had his first multi-goal game of the season with two goals on Nov. 29 ... played in his 300th career game on Dec. 14 ... returned to the lineup on Jan. 20 after missing eight games with an eye infection ... netted a pair of goals for the second time this season on Jan. 24 ... had a three game point streak (2G, 2A) ending Jan. 28 ... scored the game-winning goal and was a +2 on Feb. 6 ... left the game Mar. 3 with an upper body injury and missed the last 20 games of the season.

## NHL HIGHLIGHTS

### FIRST

GP: 12/21/2007 COL 4 vs. NYR 3  
 Asst: 01/20/2008 COL 3 vs. CBJ 1  
 Goal: 03/11/2008 COL 5 at ATL 2

### LONGEST PERSONAL STREAKS

Goals: 3 (3X) 10/13/2011 - 10/17/2011 (4G)  
 Assists: 3 (1X) 10/12/2009 - 10/15/2009 (3A)  
 Pts: 4 (2X) 11/15/2010 - 11/20/2010 (3G-1A)

### MOST (1 GAME | MOST RECENT)

Goals: 2 (12X) 01/24/2014 CGY 5 vs. NSH 4  
 Assists: 2 (6X) 02/18/2013 COL 6 vs. NSH 5  
 Points: 3 (9X) 02/24/2012 COL 5 at CBJ 0 (2G-1A)  
 SOG: 8 (1X) 03/28/2012 COL 0 at VAN 1  
 PIM: 8 (1X) 03/24/2012 COL 2 vs. VAN 3  
 Multi-Pt Games: 27 01/24/2014 CGY 5 vs. NSH 4 (2G-0A)



# David JONES

## CAREER HIGHLIGHTS

**2012-13 AVALANCHE:** Finished the season appearing in 33 games with COL collecting 9 points (3G, 6A) ... scored his second OT goal of the season and fifth of his career on Mar. 20 vs. Calgary ... had 12 points (6G, 6A) in 11 games during the month of February, his most points ever in a single month ... matched his career-high with two goals and three points on Feb. 24 at Columbus ... appeared in his 200th game on Jan. 2 at LAK ... missed eight games due to a groin injury, Dec. 15-29 ... recorded his first career fight on Nov. 10 vs. NY Islanders and his second on Nov. 17 at Minnesota ... had a three-game goal streak, Oct. 13-17, matching his personal best. Had a personal-high eight shots on Mar. 28 at Vancouver.

**2011-12:** Reached the 20-goal mark for the second straight year, finishing with 20 goals, 17 assists and 37 points in 72 games ... shared the team lead with five game-winning goals, while his 20 goals overall ranked third on the squad ... finished tied for fourth on the club in points ... scored two overtime goals in 2011-12, giving him five in his career (third-most in franchise history) ... all five of his OT winners have come since Jan. 1, 2011, tied with Steven Stamkos for the highest total of any NHL player during that time span ... had a three-game goal streak, Oct. 13-17, matching his personal best ... scored the OT winner at Toronto on Oct. 17 to cap off the franchise's first-ever 5-0-0 road trip ... recorded his first career fighting major on Nov. 10 vs. NY Islanders and his second a week later on Nov. 17 at Minnesota ... missed eight games due to a groin injury, Dec. 15-29 ... appeared in his 200th career game on Jan. 2 at Los Angeles ... tallied 12 points (6G, 6A) in 11 games during the month of February, his most points ever in a single month ... recorded his fifth career OT marker on Mar. 20 vs. Calgary ... had a personal-high eight shots on Mar. 28 at Vancouver.

**2010-11:** Shared the team goal-scoring lead with a career-high 27 goals ... also set personal bests in games (77), assists (18) and points (45) ... led Colorado with four game-winning tallies and set a new single-season franchise record with three overtime goals ... Jones' three OT markers tied for second in the league, trailing only Ilya Kovalchuk (4) ... scored two of his three overtime goals in the month of January, becoming the first Avalanche player to score two OT goals in one calendar month since Peter Forsberg in October of 2000 ... finished second on the club with six power-play goals ... did not dress on Oct. 21 vs. San Jose (arm) ... scored a goal in his 100th NHL game on Oct. 30 vs. Columbus ... missed two games due to a hand injury, Nov. 6-9 ... Combined with Brandon Yip to score 17 seconds apart on Nov. 15 vs. St. Louis, the Avs' fastest two

goals since Oct. 22, 2005 ... tied for the league lead with three game-winning goals in the month of January ... scored his first career OT goal on Jan. 4 vs. Buffalo and added his second on Jan. 18 vs. Vancouver ... suffered a shoulder injury on Jan. 26 vs. Phoenix and sat out on Feb. 3 vs. Minnesota ... did not dress on Apr. 7 at Dallas (leg) ... scored the overtime winner in the season finale on Apr. 10 vs. Edmonton, breaking the franchise record for overtime goals in a single year.

**2009-10:** Suffered a knee injury on Nov. 28 vs. Minnesota, forcing him to miss the final 55 games of the season ... placed on IR, Nov. 29 (retroactive to Nov. 28) ... ranked second on the team with 10 goals at the time of the injury, and was leading the club in game-winning (3) and shorthanded goals (2) ... missed the first four games of the year due to a chest injury suffered in a pre-season game on Sept. 23 vs. Los Angeles ... scored a shorthanded goal and had an assist in his season debut on Oct. 12 at Boston.

**2008-09:** Suffered a shoulder injury on Jan. 27 vs. San Jose, forcing him to miss the final 34 games of the season ... was placed on IR, Jan. 29 (retroactive to Jan. 27) and underwent season-ending shoulder surgery on Feb. 18 ... had seven goals in his final 22 games after recording just one through his first 18 contests ... did not dress on Oct. 23 vs. Edmonton because of the flu ... was loaned to Lake Erie (AHL) on Nov. 6 and recalled the next day on Nov. 7 ... tallied his first career two-goal game and had an assist on Jan. 10 vs. Pittsburgh ... missed four games (Jan. 15-21) due to a back injury suffered on Jan. 13 at Columbus.

**2007-08:** Dressed in each of the last 18 games for the Avalanche after being recalled for the third and final time on Feb. 15 ... played in 27 games overall for Colorado, tallying six points (2G, 4A) ... spent most of the year with the Lake Erie Monsters (AHL), where he collected 30 points (14G, 16A) and a team-high 12 power-play goals in 45 games ... originally recalled on Dec. 20 and made his NHL debut on Dec. 21 vs. NY Rangers ... became the lowest Avalanche/Nordiques draft choice to ever make it to the NHL (288th overall) ... played in two games for the Avalanche before being reassigned on Dec. 23 ... was recalled again on Jan. 19 and reassigned on Jan. 23 ... picked up his first NHL point with an assist on Jan. 20 vs. Columbus ... recorded his first NHL goal and added two assists on Mar. 11 at Atlanta ... **PLAYOFFS:** Skated in all 10 post-season contests for the Avalanche ... made his Stanley Cup Playoff debut in Game 1 of the WCQF at Minnesota on April 9 ... tallied his first career playoff point with an assist in Game 6 vs. Minnesota on Apr. 19.

## COLLEGE

**2006-07:** Named Ivy League Player of the Year as a junior at Dartmouth, the first unanimous selection since 1980 ... became Dartmouth's first-ever finalist for the Hobey Baker Memorial Award ... named to the RBK/AHCA All-American First Team (East) and USCHO All-American Second Team ... led the Big Green in goals (18), assists (26) and points (44) ... won the ECAC scoring title with 31 points (11G, 20A) in 22 league games ... his 44 overall points tied for first in the ECAC ... finished sixth in NCAA scoring at 1.33 points-per-game ... earned first team All-ECACHL and All-Ivy League honors as well as being named

Academic All-ECACHL for the second year in a row...signed a two-year contract with the Avalanche on May 21, 2007.

**2005-06:** Named first team All-Ivy League as a sophomore ... led the Big Green with 17 goals in helping Dartmouth to its first-ever ECAC hockey title ... finished second on the team in points (34) ... tied for eighth in the ECAC in goals and his 0.52 goals-per-game average ranked 25th nationally.

**2004-05:** Played in 34 games as a freshman at Dartmouth College.

## JUNIOR

**2003-04:** Named to the BCHL First All-Star Team (Coastal) after collecting 93 points (33G, 60A) in 53 games for the Coquitlam Express ... performed at the BCHL All-Star Game ... served as team captain.

**2002-03:** Limited to 35 games at Coquitlam due to injury ... winner of the Express Scholastic and Community Involvement Award.



# Brian McGRATTAN

**#16 - RIGHT WING**

**BORN:** Hamilton, ON

**DATE:** September 2, 1981

**HEIGHT:** 6'4"

**WEIGHT:** 242 lbs.

**SHOOTS:** Right

**DRAFTED:** LAK - 4th round, 104th overall  
in the 1999 NHL Draft

**HOW ACQUIRED:** Trade with Nashville in  
exchange for Joe Piskula on February 28, 2013

## CAREER RECORD

SEASON	CLUB	LEA.	REGULAR SEASON					PLAYOFFS				
			GP	G	A	PTS	PIM	GP	G	A	PTS	PIM
1997-98	Guelph	OHL	25	3	2	5	11	-	-	-	-	-
1998-99	Guelph	OHL	6	1	3	4	15	-	-	-	-	-
	Sudbury	OHL	53	7	10	17	153	4	0	0	0	8
1999-00	Sudbury	OHL	25	2	8	10	79	-	-	-	-	-
	Mississauga	OHL	42	9	13	22	166	-	-	-	-	-
2000-01	Mississauga	OHL	31	20	9	29	83	-	-	-	-	-
2001-02	Mississauga	OHL	7	2	3	5	16	-	-	-	-	-
	Owen Sound	OHL	2	0	0	0	0	-	-	-	-	-
	Oshawa	OHL	25	10	5	15	72	-	-	-	-	-
	Sault Ste. Marie	OHL	26	8	7	15	71	6	2	0	2	20
2002-03	Binghamton	AHL	59	9	10	19	173	1	0	0	0	0
2003-04	Binghamton	AHL	66	9	11	20	327	1	0	0	0	0
2004-05	Binghamton	AHL	71	7	1	8	551	6	0	2	2	28
2005-06	Ottawa	NHL	60	2	3	5	141	-	-	-	-	-
2006-07	Ottawa	NHL	45	0	2	2	100	-	-	-	-	-
2007-08	Ottawa	NHL	38	0	3	3	46	-	-	-	-	-
2008-09	Phoenix	NHL	5	0	0	0	22	-	-	-	-	-
	San Antonio	AHL	1	0	0	0	0	-	-	-	-	-
2009-10	Calgary	NHL	34	1	3	4	86	-	-	-	-	-
2010-11	Providence	AHL	39	4	1	5	97	-	-	-	-	-
	Syracuse	AHL	20	6	4	10	56	-	-	-	-	-
2011-12	Nashville	NHL	30	0	2	2	61	-	-	-	-	-
2012-13	Nashville	NHL	2	0	0	0	0	-	-	-	-	-
	Milwaukee	AHL	6	0	0	0	4	-	-	-	-	-
	Calgary	NHL	19	3	0	3	49	-	-	-	-	-
2013-14	Calgary	NHL	76	4	4	8	100	-	-	-	-	-
	<b>TOTAL</b>	<b>NHL</b>	<b>309</b>	<b>10</b>	<b>17</b>	<b>27</b>	<b>605</b>	<b>-</b>	<b>-</b>	<b>-</b>	<b>-</b>	<b>-</b>
		<b>Flames</b>	<b>129</b>	<b>8</b>	<b>7</b>	<b>15</b>	<b>235</b>	<b>-</b>	<b>-</b>	<b>-</b>	<b>-</b>	<b>-</b>
		<b>AHL</b>	<b>197</b>	<b>25</b>	<b>22</b>	<b>47</b>	<b>1053</b>	<b>8</b>	<b>0</b>	<b>2</b>	<b>2</b>	<b>28</b>
		<b>OHL</b>	<b>242</b>	<b>62</b>	<b>60</b>	<b>122</b>	<b>666</b>	<b>4</b>	<b>0</b>	<b>0</b>	<b>0</b>	<b>8</b>

## McGRATTAN VS NHL

TEAM	REGULAR SEASON					PLAYOFFS				
	GP	G	A	PTS	PIM	GP	G	A	PTS	PIM
Anaheim	13	2	0	2	32	0	0	0	0	0
Boston	16	0	0	0	30	0	0	0	0	0
Buffalo	16	0	1	1	44	0	0	0	0	0
Calgary	7	0	2	2	6	0	0	0	0	0
Carolina	11	1	2	3	10	0	0	0	0	0
Chicago	9	0	1	1	17	0	0	0	0	0
Colorado	9	0	1	1	20	0	0	0	0	0
Columbus	11	1	0	1	29	0	0	0	0	0
Dallas	6	0	0	0	0	0	0	0	0	0
Detroit	3	0	0	0	0	0	0	0	0	0
Edmonton	11	1	1	2	22	0	0	0	0	0
Florida	10	0	2	2	10	0	0	0	0	0
Los Angeles	7	1	0	1	36	0	0	0	0	0
Minnesota	6	0	0	0	10	0	0	0	0	0
Montreal	15	0	0	0	12	0	0	0	0	0
Nashville	9	0	1	1	25	0	0	0	0	0
New Jersey	10	1	1	2	26	0	0	0	0	0
NY Islanders	11	0	0	0	19	0	0	0	0	0
NY Rangers	12	0	0	0	26	0	0	0	0	0
Ottawa	2	0	0	0	0	0	0	0	0	0
Philadelphia	12	0	1	1	30	0	0	0	0	0
Phoenix	7	0	0	0	10	0	0	0	0	0
Pittsburgh	9	0	0	0	25	0	0	0	0	0
St. Louis	11	0	0	0	14	0	0	0	0	0
San Jose	13	0	1	1	10	0	0	0	0	0
Tampa Bay	9	0	0	0	0	0	0	0	0	0
Toronto	19	0	1	1	55	0	0	0	0	0
Vancouver	14	2	1	3	64	0	0	0	0	0
Washington	11	0	1	1	12	0	0	0	0	0
Winnipeg	10	1	0	1	11	0	0	0	0	0
<b>TOTAL</b>	<b>309</b>	<b>10</b>	<b>17</b>	<b>27</b>	<b>605</b>	<b>0</b>	<b>0</b>	<b>0</b>	<b>0</b>	<b>0</b>

## 2013-14 HIGHLIGHTS

Picked up his first assist of the season on Oct. 3 ... had three blocked shots on one shift on Oct. 11 ... had his first fight of the season (vs. Frazier McLaren) on Oct. 30 ... led the team in hits with four on Nov. 5 ... netted his first goal of the season on Dec. 12 ... picked up his second assist on Jan. 20 ... missed Feb. 27 - Mar. 1 with an injury ... tied a career-high in scoring in back-to-back games Mar. 8 & 10 ... earned an assist vs. his former team (NSH) on Mar. 21 ... scored his fourth goal, setting a new career-high in his 300th career game on Mar. 22 ... led Flames with 100 penalty minutes.

## NHL HIGHLIGHTS

### FIRST

GP: 10/05/2005 OTT 3 at TOR 2  
 Goal: 11/19/2005 OTT 5 vs. NJD 4  
 Asst: 01/14/2006 OTT 5 at EDM 3

### LONGEST PERSONAL STREAKS

Goals: 2 (2X) 03/08/2014 - 03/10/2014 (2G)  
 Assists: 1 (17X) 04/04/2014 - 04/04/2014 (1A)  
 Pts: 2 (2X) 03/08/2014 - 03/10/2014 (2G-0A)

### MOST (1 GAME | MOST RECENT)

Goals: 1 (10X) 03/26/2014 CGY 2 vs. ANA 3  
 Assists: 1 (17X) 04/04/2014 CGY 2 at FLA 1  
 Points: 2 (1X) 10/16/2009 CGY 5 vs. VAN 3 (1G-1A)  
 SOG: 6 (1X) 03/10/2014 CGY 2 vs. LAK 3  
 PIM: 20 (1X) 12/29/2013 CGY 0 vs. VAN 2  
 Multi-Pt Games: 1 10/16/2009 CGY 5 vs. VAN 3 (1G-1A)



# Brian McGRATTAN

## CAREER HIGHLIGHTS

---

**2012-13 PREDATORS:** Assigned to Milwaukee (AHL) on a two-week conditioning assignment on Feb. 15 ... **FLAMES:** traded to the Calgary Flames on Feb. 28 in exchange for Joe Piskula and assigned to the Abbotsford Heat (AHL) ... recalled from Abbotsford on Mar. 1 ... made his Flames debut with 15 PIM and a fight with Tom Sestito on Mar. 3 ... scored his first goal of the season and first NHL goal since he last scored for the Flames in 2009-10 on Mar. 29 ... scored in back-to-back games Mar. 29 and Apr. 1 ... injured his shoulder on Apr. 6 and missed Apr. 8 - 17 ... scored the game-winning goal vs. ANA on Apr. 19.

**2011-12:** Appeared in 30 games for Nashville recording two assists and 61 PIM.

**2010-11:** Split the season between Syracuse and Providence in the AHL ... in 59 games he had 15 points (10G, 5A) and 153 PIM.

**2009-10:** Spent the season with Calgary appearing in 34 games scoring once and adding three assists with 86 PIM ... recorded his first career Gordie Howe Hat Trick on Oct. 16 vs. VAN.

**2008-09 COYOTES:** Missed the majority of the 2008-09 season ... made his PHX debut on Oct. 23 vs. WSH ... played five games registering 22 minutes in penalties ... played one game in San Antonio (AHL).

**2007-08 SENATORS:** Appeared in 38 games for Ottawa, recording 0-3-3 and 46 PIM ... tied his career-high for assists in a season (3) ... registered a season-high 7:55 TOI vs. BOS, Jan. 31 ... collected an assist in a win at CAR, Dec. 12 ... notched an assist vs. PHI, Nov. 24 ... registered his first point of the season with an assist vs. FLA, Oct. 20.

**2006-07:** Appeared in 45 games for Ottawa, recording 0-2-2 and 100 PIM ... tied for 19th in the League in major penalties (10) ... missed one game to injury ... played 100th career NHL game on vs. VAN, Jan. 1 ... had an assist at TOR, Dec. 30 ... tied his career-high with 14 PIM vs. BOS, Dec. 19 ... recorded his season-high 8:40 TOI at NSH, Dec. 14 ... notched his first point of the season with an assist at CAR, Nov. 4.

**2005-06:** Played in 60 games for the Senators, recording 2-3-5 and 141 PIM ... established career-highs in goals (2), assists (3), points (5), games played (60) and PIM (141) ... scored a goal vs. ATL, Apr. 3 ... reached 100 career penalty minutes vs. TOR, Jan. 23 ... registered a career-high 9:01 TOI vs. PHX, Jan. 10 ... scored first NHL goal vs. NJD, Nov. 19 ... recorded 141 penalty minutes on 38 infractions; led NHL with 19 fighting majors ... missed four games to injury.

**2004-05:** Played third pro season with Binghamton (AHL), recording 7-1-8 in 71 games ... broke AHL single-season penalty minute record (551) ... recorded two assists against Wilkes-Barre for first career pro playoff points, Apr. 23 ... surpassed former record of 522 penalty minutes in first-period fight against Rochester's Sean McMorrow, Apr. 8 ... reached 500-penalty-minute plateau for season and 1,000 for AHL career with 12 PIM (and scored a goal) at Bridgeport, Apr. 3 ... surpassed single-season franchise record with 22 PIM at Albany to bring then total to 345, Feb. 12 ... scored game-winner against Rochester, Jan. 15 ... ended 61-game goal drought with first pro two-goal game, including game-winner, vs. Albany, Dec. 22.

**2003-04:** Played in 66 games with Binghamton (AHL), recording 9-11-20 and 327 PIM ... set career-highs in assists (11) and points (20) ... scored power-play goal in home opener vs. Rochester, Oct. 11 ... set single-game franchise record with 40 PIM at Syracuse, Feb. 13 ... scored power-play goal and broke 200-PIM mark with 17 PIM in 100th career AHL game, Jan. 31 ... missed five games following two suspensions.

**2002-03:** Played in 59 games with Binghamton Senators (AHL) and finished with 9-10-19 and 173 PIM ... recorded the first assist and his first pro point in Binghamton franchise history, setting up Jeff Ulmer's power-play goal against Bridgeport, Oct. 11 ... scored first pro goal at Rochester, Nov. 1 ... had first pro career two-point game vs. Rochester, Dec. 14.

## JUNIOR


---

**2001-02:** Attended Detroit's prospects camp and tournament in September ... played in 60 OHL games for Mississauga, Owen Sound, Oshawa and Sault Ste. Marie ... recorded 20-15-35 and 159 PIM on the season ... was Mississauga's team captain ... traded from Mississauga to Owen Sound in October ... traded from Owen Sound to Oshawa in October ... traded from Oshawa to Sault Ste. Marie in January.

**2000-01:** Recorded 20-9-29 and 83 PIM in 31 games for Mississauga.

**1999-00:** Combined for 11-21-32 and 245 PIM in 67 games for Sudbury and Mississauga (OHL).

**1998-99:** Appeared in 59 OHL games for Guelph and Sudbury, collecting 8-13-21 and 168 PIM.



Sean  
**MONAHAN**

**#23 - CENTRE**

**BORN:** Brampton, ON

**DATE:** October 12, 1994

**HEIGHT:** 6'2"

**WEIGHT:** 198 lbs.

**SHOOTS:** Left

**HOW ACQUIRED:** 1st round, 6th overall  
in the 2013 NHL Draft

**CAREER RECORD**

SEASON	CLUB	LEA.	REGULAR SEASON					PLAYOFFS				
			GP	G	A	PTS	PIM	GP	G	A	PTS	PIM
2010-11	Ottawa	OHL	65	20	27	47	32	4	2	2	4	0
2011-12	Ottawa	OHL	62	33	45	78	38	18	8	7	15	12
2012-13	Ottawa	OHL	58	31	47	78	24	-	-	-	-	-
2013-14	Calgary	NHL	75	22	12	34	8	-	-	-	-	-
	<b>TOTAL</b>	NHL	75	22	12	34	8	-	-	-	-	-
		OHL	185	84	119	203	94	22	10	9	19	12

## MONAHAN VS NHL

TEAM	REGULAR SEASON					PLAYOFFS				
	GP	G	A	PTS	PIM	GP	G	A	PTS	PIM
Anaheim	3	0	0	0	0	0	0	0	0	0
Boston	1	0	0	0	0	0	0	0	0	0
Buffalo	2	0	1	1	0	0	0	0	0	0
Carolina	1	1	0	1	0	0	0	0	0	0
Chicago	3	1	1	2	0	0	0	0	0	0
Colorado	2	1	0	1	0	0	0	0	0	0
Columbus	2	1	0	1	0	0	0	0	0	0
Dallas	3	0	0	0	0	0	0	0	0	0
Detroit	2	1	0	1	0	0	0	0	0	0
Edmonton	4	3	0	3	0	0	0	0	0	0
Florida	2	0	0	0	2	0	0	0	0	0
Los Angeles	4	2	0	2	0	0	0	0	0	0
Minnesota	3	0	1	1	0	0	0	0	0	0
Montreal	2	1	1	2	0	0	0	0	0	0
Nashville	3	0	0	0	0	0	0	0	0	0
New Jersey	2	1	0	1	0	0	0	0	0	0
NY Islanders	2	2	0	2	2	0	0	0	0	0
NY Rangers	2	1	0	1	0	0	0	0	0	0
Ottawa	2	1	2	3	2	0	0	0	0	0
Philadelphia	2	1	0	1	0	0	0	0	0	0
Phoenix	4	1	1	2	0	0	0	0	0	0
Pittsburgh	2	0	0	0	2	0	0	0	0	0
St. Louis	3	0	0	0	0	0	0	0	0	0
San Jose	5	2	2	4	0	0	0	0	0	0
Tampa Bay	2	0	0	0	0	0	0	0	0	0
Toronto	2	0	0	0	0	0	0	0	0	0
Vancouver	5	1	0	1	0	0	0	0	0	0
Washington	2	0	2	2	0	0	0	0	0	0
Winnipeg	3	1	1	2	0	0	0	0	0	0
<b>TOTAL</b>	<b>75</b>	<b>22</b>	<b>12</b>	<b>34</b>	<b>8</b>	<b>0</b>	<b>0</b>	<b>0</b>	<b>0</b>	<b>0</b>

## 2013-14 HIGHLIGHTS

Recorded his first NHL assist on the Flames first goal of the season in his first NHL game on Oct. 3 ... scored his first NHL goal on Sergei Bobrovsky (CBJ) on Oct. 4 ... had a goal and an assist on Oct. 9 and had points in each of the first five career games (4G, 2A) including a game-winning goal on Oct. 11 ... Flames announced that he is remaining with the club on Oct. 23 ... scored the game winning shootout goal on his first two shootout attempts on Nov. 18 & Dec. 2 ... put on IR with a broken foot on Nov. 28 missing seven games ... returned to the lineup on Dec. 14 ... had assists on two overtime game-winning goals Jan. 28 and Feb. 1 ... scored both goals, including the OT winner on Mar. 1 and became the youngest player (19) in franchise history to record an overtime goal ... had a pair of assists for the first time Mar. 5 ... scored his 20th goal on Mar. 30 and was the first Flame rookie since Jarome Iginla (1996-97) to do so ... netted a goal and the shootout winner on Apr. 9 ... finished tied-eighth in NHL in rookie scoring with 34 points ... finished fourth among rookies and 73rd overall in NHL in goals with 22 ... led Flames and tied for fifth in NHL in shootout goals with 5.

## NHL HIGHLIGHTS

### FIRST

GP: 10/03/2013 CGY 4 at WAS 5  
 Asst: 10/03/2013 CGY 4 at WAS 5  
 Goal: 10/04/2013 CGY 4 at CBJ 3

### LONGEST PERSONAL STREAKS

Goals: 4 (1X) 10/04/2013 - 10/11/2013 (4G)  
 Assists: 2 (1X) 03/15/2014 - 03/18/2014 (2A)  
 Pts: 5 (1X) 10/03/2013 - 10/11/2013 (4G-2A)

### MOST (1 GAME | MOST RECENT)

Goals: 2 (1X) 03/01/2014 CGY 2 at EDM 1  
 Assists: 2 (1X) 03/05/2014 CGY 4 vs. OTT 1  
 Points: 2 (4X) 03/05/2014 CGY 4 vs. OTT 1 (0G-2A)  
 SOG: 6 (1X) 10/30/2013 CGY 2 vs. TOR 4  
 PIM: 2 (4X) 03/30/2014 CGY 3 at OTT 6  
 Multi-Pt Games: 4 03/05/2014 CGY 4 vs. OTT 1 (0G-2A)



## Sean **MONAHAN**

### **JUNIOR**

---

**2012-13 OTTAWA (OHL):** Led the Ottawa 67's in goals (31), assists (47), points (78) ... finished 13th in the OHL in assists, 15th in points, and 25th in goals.

**2011-12:** Had 78 points (33G, 45A) in 62 games in his sophomore season ... finished tied for 14th in the OHL in assists, 16th in points, and tied for 22nd in goals ... **PLAYOFFS:** Scored eight goals and added seven assists in 18 post-season games for the 67's.

**2010-11:** Hit the 20-goal mark and added 27 assists in his first OHL season ... among OHL rookies, finished 10th in points, tied for 10th in goals and tied for ninth in assists ... **PLAYOFFS:** Scored two goals and added two assists in four post-season games.

### **INTERNATIONAL**

---

**2014:** Played for Canada at the 2014 World Championships in Minsk, Belarus and had two assists in seven games.

**2012:** Won gold for Canada at the Ivan Hlinka Memorial Tournament, recording three points (2G, 1A) and 12 PIM in five games.





# Karri RAMO

**#31 - GOALTENDER**

**BORN:** Asikkala, FIN

**DATE:** July 1, 1986

**HEIGHT:** 6'2"

**WEIGHT:** 206 lbs.

**CATCHES:** Left

**DRAFTED:** TBL - 6th round, 191st overall  
in the 2004 NHL Entry Draft

**HOW ACQUIRED:** Trade with Montreal for Michael Cammalleri and a 5th round pick in the 2012 NHL Draft on January 12, 2012 in exchange for Rene Bourque, Patrick Holland and a 2nd round pick in the 2013 NHL Draft

## CAREER RECORD

SEASON	CLUB	LEA	REGULAR SEASON										PLAYOFFS								
			GP	W	L	OTL	MIN	GA	SO	GAA	SVS	SV%	GP	W	L	MIN	GA	SO	GAA	SVS	SV%
2003-04	Pelicans	SM-liiga	3	0	2	0	138	10	0	4.34	62	0.861	2	2	0	120	1	1	0.5	-	-
2004-05	Pelicans	SM-liiga	26	4	12	4	1267	84	1	3.98	739	0.898	4	1	3	206	16	0	4.66	-	-
2005-06	HPK Hameenlinna	SM-liiga	24	7	7	8	1360	49	2	2.16	642	0.929	3	2	1	204	5	1	1.46	-	-
2006-07	Springfield	AHL	45	15	24	1	2432	127	1	3.13	1217	0.906	-	-	-	-	-	-	-	-	-
	Tampa Bay	NHL	2	0	0	0	70	4	0	3.45	19	0.826	-	-	-	-	-	-	-	-	-
2007-08	Tampa Bay	NHL	22	7	11	3	1269	64	0	3.03	568	0.899	-	-	-	-	-	-	-	-	-
	Norfolk	AHL	6	2	4	0	342	19	0	3.33	167	0.898	-	-	-	-	-	-	-	-	-
2008-09	Tampa Bay	NHL	24	4	10	7	1312	80	0	3.66	676	0.894	-	-	-	-	-	-	-	-	-
	Norfolk	AHL	26	7	14	4	1507	95	0	3.78	725	0.884	-	-	-	-	-	-	-	-	-
2009-10	Omsk Avangard	KHL	44	21	17	4	2582	91	4	2.11	952	0.913	3	0	3	158	8	0	3.04	62	0.886
2010-11	Omsk Avangard	KHL	44	33	6	4	2593	85	5	1.97	1054	0.925	14	6	7	891	32	1	2.16	341	0.914
2011-12	Omsk Avangard	KHL	34	13	14	7	2062	66	5	1.92	1076	0.925	21	14	6	1,209	31	3	1.54	485	0.94
2012-13	Omsk Avangard	KHL	40	26	9	5	2401	80	4	2	1041	0.929	12	5	7	725	24	3	1.99	264	0.917
2013-14	Calgary	NHL	40	17	15	4	2194	97	2	2.76	994	0.911	-	-	-	-	-	-	-	-	-
TOTAL	NHL		88	28	36	14	4844	245	2	3.03	1263	0.902	-	-	-	-	-	-	-	-	-
	Flames		40	17	15	4	2194	97	2	2.76	994	0.911	-	-	-	-	-	-	-	-	-
	AHL		77	24	42	5	4281	241	1	3.38	2109	0.886	-	-	-	-	-	-	-	-	-
	KHL		162	93	46	20	9638	322	18	2.01	3904	0.918	50	25	23	2983	95	7	1.91	1152	0.924

## RAMO VS NHL

REGULAR SEASON										PLAYOFFS									
TEAM	GP	W	L	T/OT	SHO	GA	SDG	GAA	SV%	GP	W	L	T/OT	SHO	GA	SDG	GAA	SV%	
ANA	3	1	1	0	0	6	70	2.83	91.4	-	-	-	-	-	-	-	-	-	-
BOS	1	1	0	0	0	3	43	3.00	93.0	-	-	-	-	-	-	-	-	-	-
BUF	2	1	1	0	0	7	58	3.53	87.9	-	-	-	-	-	-	-	-	-	-
CAR	5	3	2	0	1	10	149	2.20	93.3	-	-	-	-	-	-	-	-	-	-
CHI	2	1	1	0	0	5	58	3.70	91.4	-	-	-	-	-	-	-	-	-	-
COL	4	1	3	0	0	11	100	2.78	89.0	-	-	-	-	-	-	-	-	-	-
DAL	2	0	1	0	0	8	49	5.27	83.7	-	-	-	-	-	-	-	-	-	-
DET	1	0	0	1	0	3	38	2.95	92.1	-	-	-	-	-	-	-	-	-	-
EDM	2	1	1	0	0	5	69	2.52	92.8	-	-	-	-	-	-	-	-	-	-
FLA	3	2	1	0	0	7	104	2.28	93.3	-	-	-	-	-	-	-	-	-	-
LAK	3	3	0	0	0	6	95	1.95	93.7	-	-	-	-	-	-	-	-	-	-
MIN	1	0	0	0	0	0	6	0.00	100.0	-	-	-	-	-	-	-	-	-	-
MTL	4	1	1	1	0	13	101	3.75	87.1	-	-	-	-	-	-	-	-	-	-
NJD	5	1	0	3	1	11	160	2.37	93.1	-	-	-	-	-	-	-	-	-	-
NYI	3	1	2	0	0	8	68	3.22	88.2	-	-	-	-	-	-	-	-	-	-
NYR	3	2	0	1	0	9	107	2.92	91.6	-	-	-	-	-	-	-	-	-	-
NSH	2	0	1	0	0	7	46	5.00	84.8	-	-	-	-	-	-	-	-	-	-
OTT	6	0	3	1	0	20	127	4.11	84.3	-	-	-	-	-	-	-	-	-	-
PHI	1	0	1	0	0	4	22	4.07	81.8	-	-	-	-	-	-	-	-	-	-
PHX	2	2	0	0	0	3	208	1.50	95.2	-	-	-	-	-	-	-	-	-	-
PIT	4	0	4	0	0	15	114	3.85	86.8	-	-	-	-	-	-	-	-	-	-
SJS	5	2	3	0	0	17	166	3.38	89.8	-	-	-	-	-	-	-	-	-	-
STL	2	0	1	1	0	9	65	4.50	86.2	-	-	-	-	-	-	-	-	-	-
TBL	2	1	1	0	0	3	61	1.50	95.1	-	-	-	-	-	-	-	-	-	-
TOR	6	2	2	2	0	14	164	2.30	91.5	-	-	-	-	-	-	-	-	-	-
VAN	4	1	2	1	0	11	104	3.03	89.4	-	-	-	-	-	-	-	-	-	-
WAS	7	1	3	2	0	21	223	3.11	90.6	-	-	-	-	-	-	-	-	-	-
WPG	3	0	1	1	0	9	73	3.60	87.7	-	-	-	-	-	-	-	-	-	-
TOTAL	88	28	36	14	2	245	2502	3.03	90.2	-	-	-	-	-	-	-	-	-	-

## 2013-14 HIGHLIGHTS

Made his Flames debut making 35 saves on 39 shots in a 4-5 SO/L in WSH in the season opener on Oct. 3 ... notched his first win in a Flames uniform stopping 27/29 shots in LAK on Oct. 21 ... earned his first win on home ice stopping 27/29 shots on Oct. 26 ... beat LAK for the second time this season stopping 21/22 shots on Nov. 30 ... won three of four starts allowing one goal in each win from Dec. 12 and has stopped 105/111 (.946%) shots he faced in his last five outings ... earned two consecutive wins Jan. 28 & 30 ... left the Feb. 1 game with a lower-body injury ... earned an 8-1 win in his first game back from injury on Mar. 22 vs. EDM ... has won six of his last seven starts as of Mar. 28 ... made 31 saves in a 4-1 win over his former team (TBL) on Apr. 3 ... earned his second career shutout on Apr. 7 stopping all 31 shots ... had a 120:05 shutout streak ended on Apr. 9 and had a season high 41 saves.

## NHL HIGHLIGHTS

### FIRST

GP: 12/02/2006 TBL 2 at OTT 5  
 Win: 12/20/2007 TBL 2 vs. TOR 1  
 Shutout: 01/13/2014 CGY 2 at CAR 0

### LONGEST PERSONAL STREAKS

Longest Win Streak: 5 (1X) 01/22/2014 - 03/24/2014  
 Streak W/OUT Reg Loss: 6 (1X) 03/11/2009 - 03/26/2009 (2-0-4)  
 Longest Losing Streak: 3 (4X) 02/24/2009 - 03/03/2009  
 Longest Winless Streak: 9 (1X) 03/17/2009 - 10/19/2013 (0-4-5)

### MOST (1 GAME | MOST RECENT)

Shots Faced: 49 (1X) 02/17/2009 TBL 3 vs. CHI 5  
 Saves: 44 (1X) 02/17/2009 TBL 3 vs. CHI 5  
 GA: 7 (1X) 01/13/2009 TBL 1 at SJS 7  
 Career Shutouts: 2 04/07/2014 CGY 1 at NJD 0



## Karri RAMO

### CAREER HIGHLIGHTS

---

**2012-13:** Appeared in 40 games with Avangard Omsk in the KHL ... finished with a 26-9-5 record, 2.00 GAA, a .929 SV% and four shutouts ... was 5-7 in 12 post-season games sporting a 1.99 GAA and a .917 SV% with three shutouts ... finished seventh in SV% and GAA in the league ... led the KHL in wins with 26 ... named the KHL Goaltender of the Month in December.

**2011-12:** Played in 45 games for Avangard Omsk and finished third in the KHL with a 1.96 GAA ... had a 19-17-9 record and a .925 SV% (10th in KHL) ... also finished second in the league with five shutouts.

**2010-11:** Backstopped Avangard Omsk for 44 games with a 33-6-4 record, 1.97 GAA, .925 SV% and five shutouts ... his 33 wins set a KHL record for most wins in a season for a goaltender ... he finished second in GAA, third in shutouts and T-fourth in SV% ... in the post-season he had a 6-7 record with a 2.16 GAA and .914 SV% ... was named KHL Goaltender of the Month in November ... named to KHL All-Star Team.

**2009-10:** Played in his first season in the KHL (with Avangard Omsk) finishing with a 21-17-4 record, 2.11 GAA, a .913 SV% and four shutouts ... was named the KHL Goaltender of the Month in October named to KHL All-Star Team ... appeared in three playoff games with a 0-3 record, 3.04 GAA and .886 SV%.

**2008-09:** Split the season with the Tampa Bay Lightning and Norfolk Admirals ... played in 24 games for Tampa Bay collecting a 4-10-7 record, 3.66 GAA and .894 SV% ... in 226 games with Admirals he had a 7-14-4 record, 3.78 GAA and .884 SV%.


**2007-08:** Played in 22 games with the Tampa Bay Lightning recording a 7-11-3 record, 3.03 GAA and a .899 SV% ... also saw action with the Norfolk Admirals where he went 2-4-0 in six games with a 3.33 GAA and .898 SV%.

**2006-07:** Appeared in 45 games with the Springfield Falcons with a 15-24-1 record, 3.13 GAA and a .906 SV% ... made his NHL debut with the Tampa Bay Lightning on Dec. 2 vs. OTT and appeared in two games for the Lightning with no record.

**2005-06:** Appeared in 24 games for HPK Hameenlinna (SM-liiga) with a 7-7-8 record, 2.16 GAA, a .929 SV% and two shutouts ... was part of the winning team for the SM-liiga Championship ... played on the 2006 U20 World Championship Team Finland which won the bronze medal.

**2004-05:** Played in 26 games for the Pelicans (SM-liiga) going 4-12-4 with a 3.98 GAA, a .898 SV% and one shutout.

**2003-04:** Made his SM-liiga debut with the Pelicans appearing in three games with a 0-2-0 record ... was drafted by Tampa Bay in the sixth round (191st overall) in the 2004 NHL Entry Draft.



# Mason RAYMOND

**#21 - CENTRE**

**BORN:** Cochrane, AB  
**DATE:** September 17, 1985  
**HEIGHT:** 6'1"  
**WEIGHT:** 178 lbs.  
**SHOOTS:** Left  
**DRAFTED:** VAN - 2nd round, 51st overall  
 in the 2005 NHL Draft  
**HOW ACQUIRED:** Signed as a free agent on  
 July 1, 2014

## CAREER RECORD

SEASON	CLUB	LEA.	REGULAR SEASON					PLAYOFFS				
			GP	G	A	PTS	PIM	GP	G	A	PTS	PIM
2003-04	Camrose	AJHL	57	27	35	62	32	-	-	-	-	-
2004-05	Camrose	AJHL	55	41	41	82	80	-	-	-	-	-
2005-06	Minnesota	WCHA	40	11	17	28	30	-	-	-	-	-
2006-07	Minnesota	WCHA	39	14	32	46	45	-	-	-	-	-
	Manitoba	AHL	11	2	2	4	6	13	0	1	1	0
2007-08	Vancouver	NHL	49	9	12	21	2	-	-	-	-	-
	Manitoba	AHL	20	7	10	17	6	-	-	-	-	-
2008-09	Vancouver	NHL	72	11	12	23	24	10	2	1	3	2
2009-10	Vancouver	NHL	82	25	28	53	48	12	3	1	4	6
2010-11	Vancouver	NHL	70	15	24	39	10	24	2	6	8	6
2011-12	Vancouver	NHL	55	10	10	20	18	5	0	1	1	0
2012-13	Orebro HK	Swe-1	2	0	1	1	2	-	-	-	-	-
	Vancouver	NHL	46	10	12	22	16	4	1	1	2	0
2013-14	Toronto	NHL	82	19	26	45	22	-	-	-	-	-
<b>TOTAL</b>		NHL	456	99	124	223	140	55	8	10	18	14
		Swe-1	2	0	1	1	2	-	-	-	-	-
		AHL	31	9	12	21	12	13	0	1	1	0
		WCHA	79	25	49	74	75	-	-	-	-	-

## RAYMOND VS NHL

TEAM	REGULAR SEASON					PLAYOFFS				
	GP	G	A	PTS	PIM	GP	G	A	PTS	PIM
Anaheim	22	8	5	13	6	0	0	0	0	0
Boston	8	1	0	1	4	6	0	0	0	2
Buffalo	9	1	6	7	0	0	0	0	0	0
Calgary	31	11	10	21	18	0	0	0	0	0
Carolina	7	3	3	6	2	0	0	0	0	0
Chicago	21	0	6	6	10	19	4	5	9	8
Colorado	32	7	12	19	12	0	0	0	0	0
Columbus	19	2	6	8	6	0	0	0	0	0
Dallas	23	6	5	11	4	0	0	0	0	0
Detroit	25	4	6	10	10	0	0	0	0	0
Edmonton	28	6	8	14	6	0	0	0	0	0
Florida	9	3	1	4	0	0	0	0	0	0
Los Angeles	23	6	2	8	2	11	1	1	2	2
Minnesota	28	9	7	16	12	0	0	0	0	0
Montreal	12	5	3	8	10	0	0	0	0	0
Nashville	21	4	5	9	6	6	1	1	2	0
New Jersey	8	1	1	2	0	0	0	0	0	0
NY Islanders	7	2	2	4	4	0	0	0	0	0
NY Rangers	7	0	2	2	2	0	0	0	0	0
Ottawa	11	1	8	9	2	0	0	0	0	0
Philadelphia	6	1	2	3	4	0	0	0	0	0
Phoenix	22	2	4	6	2	0	0	0	0	0
Pittsburgh	6	0	2	2	0	0	0	0	0	0
St. Louis	18	4	4	8	6	4	0	0	0	0
San Jose	22	2	9	11	8	9	2	3	5	2
Tampa Bay	8	1	2	3	0	0	0	0	0	0
Toronto	7	4	2	6	0	0	0	0	0	0
Vancouver	2	1	0	1	2	0	0	0	0	0
Washington	7	2	1	3	2	0	0	0	0	0
Winnipeg	7	2	0	2	0	0	0	0	0	0
<b>TOTAL</b>	<b>456</b>	<b>99</b>	<b>124</b>	<b>223</b>	<b>140</b>	<b>55</b>	<b>8</b>	<b>10</b>	<b>18</b>	<b>14</b>

## 2013-14 HIGHLIGHTS

**MAPLE LEAFS:** Scored the game-winning goal in his Toronto debut on Oct. 1... recorded his 100th NHL assist (OTT) on Oct. 5... played a regular season career-high 24:49 of TOI on Oct. 17... played 400th career NHL game on Nov. 29 ... recorded a career-high four assists and posted 200th NHL point on Dec. 14... finished tied for second on Toronto in shorthanded goals (1) and game-winning goals (4).

## NHL HIGHLIGHTS

### FIRST

GP: 10/05/2007 VAN 1 vs. SJS 3  
 Asst: 10/05/2007 VAN 1 vs. SJS 3  
 Goal: 12/12/2007 VAN 3 at ANA 2

### LONGEST PERSONAL STREAKS

Goals: 3 (1X) 12/10/2009 - 12/14/2009 (3G)  
 Assists: 4 (1X) 02/04/2013 - 02/12/2013 (4A)  
 Pts: 5 (3X) 11/13/2013 - 11/21/2013 (3G-3A)

### MOST (1 GAME | MOST RECENT)

Goals: 3 (2X) 12/01/2010 VAN 7 at CGY 2  
 Assists: 4 (1X) 12/14/2013 TOR 7 vs. CHI 3  
 Points: 4 (2X) 12/14/2013 TOR 7 vs. CHI 3 (OG-4A)  
 SOG: 8 (1X) 10/05/2009 VAN 3 vs. CBJ 5  
 PIM: 10 (1X) 01/09/2010 VAN 2 vs. CGY 3  
 Multi-Pt Games: 39 03/22/2014 TOR 3 vs. MTL 4 (OG-2A)



# Mason RAYMOND

## CAREER HIGHLIGHTS

---

**2012-13 CANUCKS:** Played 46 games with Vancouver registering 10 goals and 12 assists for 22 points and 16 PIM ... **PLAYOFFS:** Had a goal, an assist and 8 PIM in four playoff games.

**2011-12:** Collected a season high two assists in a single game, Jan. 21 vs. SJS ... appeared in his 300th career game and notched the game-deciding goal in the shootout Feb. 4 at COL... had a two game point-scoring streak (2G, 1A) Mar. 22 - 24 ... missed 17 games due to a back injury... went 2/9 in the shootout, ranking fourth on the Canucks for most shootout goals... averaged 15:35 TOI and 1:08 TOI on the power-play per game ... **PLAYOFFS:** Registered one assist in five playoff games.

**2010-11:** Registered his 100th NHL point after a three-point effort (2G, 1A) on Oct. 17 vs. CAR ... established a career-high for most points in a game (4) after recording his second career hat trick and an assist, Dec. 1 at CGY... tied a career-high for most assists in a game (3), Feb. 7 vs. OTT ... collected three assists, tying a career-high for most in a game, Mar. 27 at CBJ ... ranked third on the team for most game-winning goals (5) ... missed 11 games due to injury... set a personal best with a +8 ... **PLAYOFFS:** Missed Game 7 of Stanley Cup Final due to back injury... appeared in a career-high 24 playoff games recording eight points (2G, 6A) ... ranked fifth among Canucks forwards in TOI during the playoffs (17:29).

**2009-10:** Notched his first career game-winning goal, Oct. 7 vs. MTL ... established a five-game scoring streak (4G, 2A), Oct. 30 - Nov. 6 ... recorded five points (1G, 4A) in three consecutive games, Nov. 12 - 20 ... set a new career-high for most points in a game with three (1G, 2A), Nov. 28 vs. EDM... went on a three-game scoring streak, recording five points (3G, 2A) from Dec. 10 - 14 ... set a new single season goal high after netting his 12th goal of the season on Dec. 14 vs. LA... registered his first career hat trick Dec. 27 at CGY ... recorded his 13th assist of the season, setting a new career-high Jan. 2 at DAL ... posted five points (2G, 3A) in three consecutive games Jan. 25 - 30 ... established a three-game scoring streak (2G, 1A) from Apr. 6 - 10 ... set career-highs for most games played (82), goals (25), assists (28), points (53), game-winning goals (4) and power-play goals (8) in a season ... was one of six Canucks to reach the 20 goal mark this season ... ranked third on the team in power-play goals (8) and tied for fourth in game-winning goals (4).

**2008-09:** Recorded six points (3G, 3A) in five consecutive games, Oct. 16 - 25 ... had a four-game scoring streak, recording four points (2G, 2A), Oct. 30 - Nov. 4 ... tallied two points (1G, 1A) in two straight games, Nov. 24 - 27 ... recorded two points (1G, 1A) in the YoungStars game Jan. 24 ... registered two points (1G, 1A) in two consecutive games, Mar. 17 - 19 ... set career-highs for most games played (72), goals (11), points (23) and power-play goals (4) in a season ... **PLAYOFFS:** Made his playoff debut, recording three points (2G, 1A) in 10 playoff games.

**2007-08:** Made his NHL debut with the Canucks, collecting his first NHL point (an assist) and finished +1 Oct. 5 vs. SJS ... registered a goal and an assist, finishing +2 Dec. 30 vs. ANA ... recorded two points (1G, 1A), finished +1 and was named First Star on Feb. 21 at NSH ... scored a goal in 14:22 of TOI on Mar. 6 vs. NSH... ranked among the NHL's Top 20 rookies in scoring before suffering a season-ending MCL sprain Mar. 17 vs. PHX.

**2006-07 MOOSE (AHL):** Made his professional debut on Mar. 23 vs. Grand Rapids and scored his career first goal as a Manitoba Moose.

## COLLEGE


---

**2006-07 Minnesota-Duluth (WCHA):** Finished his sophomore year at the University of Minnesota-Duluth second overall in WCHA scoring with 46 points (14G, 32A).

## INTERNATIONAL

---

**2010:** Played for Team Canada at the 2010 IIHF World Championship.



# Kris RUSSELL

**#4 - DEFENCE**

**BORN:** Red Deer, AB

**DATE:** May 2, 1987

**HEIGHT:** 5'10"

**WEIGHT:** 166 lbs.

**SHOOTS:** Left

**DRAFTED:** CBJ - 3rd round, 67th overall  
in the 2005 NHL Draft

**HOW ACQUIRED:** Trade with St. Louis in  
exchange for Calgary's 5th round pick in 2014  
on July 5, 2013

## CAREER RECORD

SEASON	CLUB	LEA.	REGULAR SEASON					PLAYOFFS				
			GP	G	A	PTS	PIM	GP	G	A	PTS	PIM
2003-04	Medicine Hat	WHL	55	4	15	19	30	20	3	2	5	4
2004-05	Medicine Hat	WHL	72	26	35	61	37	10	2	1	3	4
2005-06	Medicine Hat	WHL	55	14	33	47	18	13	4	8	12	11
2006-07	Medicine Hat	WHL	59	32	37	69	56	23	4	15	19	24
2007-08	Columbus	NHL	67	2	8	10	14	-	-	-	-	-
2008-09	Columbus	NHL	66	2	19	21	28	4	1	1	2	2
	Syracuse	AHL	14	3	5	8	0	-	-	-	-	-
2009-10	Columbus	NHL	70	7	15	22	32	-	-	-	-	-
2010-11	Columbus	NHL	73	5	18	23	37	-	-	-	-	-
2011-12	Columbus	NHL	12	2	1	3	13	-	-	-	-	-
	St. Louis	NHL	43	4	5	9	12	9	0	3	3	5
2012-13	TPS Turku	SM-liiga	15	2	12	14	8	-	-	-	-	-
	St. Louis	NHL	33	1	6	7	9	-	-	-	-	-
2013-14	Calgary	NHL	68	7	22	29	15	-	-	-	-	-
<b>TOTAL</b>		NHL	432	30	94	124	160	13	1	4	5	7
		Flames	68	7	22	29	15	-	-	-	-	-
		AHL	14	3	5	8	0	-	-	-	-	-
		SM-liiga	15	2	12	14	8	-	-	-	-	-
		WHL	241	76	120	196	141	66	13	26	39	43

## RUSSELL VS NHL

TEAM	REGULAR SEASON					PLAYOFFS				
	GP	G	A	PTS	PIM	GP	G	A	PTS	PIM
Anaheim	21	2	6	8	9	0	0	0	0	0
Boston	7	0	1	1	0	0	0	0	0	0
Buffalo	7	0	1	1	2	0	0	0	0	0
Calgary	16	0	5	5	21	0	0	0	0	0
Carolina	4	0	2	2	2	0	0	0	0	0
Chicago	32	3	10	13	12	0	0	0	0	0
Colorado	21	1	2	3	2	0	0	0	0	0
Columbus	8	1	2	3	2	0	0	0	0	0
Dallas	23	5	4	9	4	0	0	0	0	0
Detroit	35	0	3	3	17	4	1	1	2	2
Edmonton	22	0	5	5	8	0	0	0	0	0
Florida	8	1	1	2	2	0	0	0	0	0
Los Angeles	25	2	6	8	8	4	0	2	2	0
Minnesota	18	2	2	4	6	0	0	0	0	0
Montreal	5	0	0	0	0	0	0	0	0	0
Nashville	31	4	11	15	6	0	0	0	0	0
New Jersey	6	0	0	0	0	0	0	0	0	0
NY Islanders	7	0	4	4	2	0	0	0	0	0
NY Rangers	4	0	1	1	0	0	0	0	0	0
Ottawa	7	1	1	2	7	0	0	0	0	0
Philadelphia	3	0	1	1	2	0	0	0	0	0
Phoenix	23	0	4	4	10	0	0	0	0	0
Pittsburgh	8	0	0	0	0	0	0	0	0	0
St. Louis	24	2	5	7	21	0	0	0	0	0
San Jose	22	1	3	4	0	5	0	1	1	5
Tampa Bay	6	1	2	3	0	0	0	0	0	0
Toronto	6	1	2	3	7	0	0	0	0	0
Vancouver	19	1	6	7	6	0	0	0	0	0
Washington	8	1	1	2	4	0	0	0	0	0
Winnipeg	6	1	3	4	0	0	0	0	0	0
<b>TOTAL</b>	<b>432</b>	<b>30</b>	<b>94</b>	<b>124</b>	<b>160</b>	<b>13</b>	<b>1</b>	<b>4</b>	<b>5</b>	<b>7</b>

## 2013-14 HIGHLIGHTS

Made his Flames debut on Oct. 3 ... had his third assist in last four games on Oct. 22 and played season high 25:02 ... scored his first goal with the Flames and added an assist (which tied a career-high in points in a game and was his 100th career point) and was a career-high +5 on Oct. 26 ... recorded a four-game point streak (2G, 3A) Oct. 26 - Nov. 3 which set a new career-high ... scored the OT winner and had a team-high seven blocked shots on Nov. 3 ... scored a goal and played a team-high 24:30 on Dec. 6 ... set up the OT winner and had a team-high six blocked shots on Dec. 7 ... led the team in blocked shots with five, TOI with 28:27 and picked up an assist on Dec. 15 ... was on IR with a knee injury from Dec. 23 - Jan. 18 ... returned from injury after missing 13 games on Jan. 20 contributing an assist ... added a pair of assists on Jan. 24 ... missed Feb. 1 with an upper-body injury ... set a new career-high in points with three (1G, 2A) on Mar. 21 ... finished second on the Flames and third in the NHL in blocked shots with 201.

## NHL HIGHLIGHTS

### FIRST

GP: 10/05/2007 CBJ 4 vs. ANA 0  
 Asst: 10/05/2007 CBJ 4 vs. ANA 0  
 Goal: 01/22/2008 CBJ 4 at DAL 2

### LONGEST PERSONAL STREAKS

Goals: 2 (1X) 11/30/2009 - 12/01/2009 (2G)  
 Assists: 3 (5X) 10/26/2013 - 11/01/2013 (3A)  
 Pts: 4 (1X) 10/26/2013 - 11/03/2013 (2G-3A)

### MOST (1 GAME | MOST RECENT)

Goals: 2 (1X) 01/22/2008 CBJ 4 at DAL 2  
 Assists: 2 (9X) 03/21/2014 CGY 5 vs. NSH 6  
 Points: 3 (1X) 03/21/2014 CGY 5 vs. NSH 6 (1G-2A)  
 SOG: 6 (2X) 01/21/2013 STL 4 at NSH 3  
 PIM: 12 (1X) 03/26/2009 CBJ 5 vs. CGY 0  
 Multi-Pt Games: 15 03/21/2014 CGY 5 vs. NSH 6 (1G-2A)





# Kris RUSSELL

## CAREER HIGHLIGHTS

---

**2012-13:** Finished the season appearing in 33 games with STL scoring one goal, adding six assists and nine PIM ... scored in his Blues debut Nov. 12 vs. TBL ... also played in 15 games for TPS of the Finnish SM-liiga league collecting 14 point (2G, 12A).

**2011-12:** Ranked fifth among Blues' defencemen in points (12) and assists (6), third in goals (6), fourth in plus/minus (+13 - career-high) and first in road plus/minus (+11) ... tied a career-high with two points (assists) on Mar. 29 at Chicago ... played in his 300th career game on Dec. 6 vs. Detroit ...  
**PLAYOFFS:** Played in nine games ranking second among Blues defencemen with three points (3A).

**2010-11:** Set career highs in points (23), penalty minutes (37), games played (73) and power-play goals (1-tied) ... ranked second on the club in blocked shots (128) ... ranked second among club defencemen in goals (5-tied), assists (18) and points ... missed the season opening game Oct. 8 due to injury ... missed four games Oct. 20-25 due to injury ... had two assists Nov. 24 at NY Islanders ... scored a goal and was +2 Dec. 9 at St. Louis ... collected 0-2-2 Feb. 5 vs. Edmonton ... matched his career-high with two assists Feb. 22 vs. Nashville ... recorded 0-3-3 during a three-game point streak Mar. 3-7 ... missed the season's final two games Apr. 8-9 due to injury.

**2009-10:** Ranked tied for second on the club in plus/minus rating (+3) ... Led club defencemen in goals (7), while ranking third in points (22) ... set career-highs in goals and plus/minus rating ... had a plus/minus rating of +9 over the final 33 games of the season after being a -7 the first 37 games ... scored the game-winning overtime goal Jan. 30 at St. Louis ... played the 200th game of his NHL career Mar. 30 vs. Tampa.

**2008-09:** Ranked third (tied) among club defencemen in points (21) ... registered 1-3-4 during a career-long (tied) three-game point streak Dec. 7-13 ... scored the game-winning goal Dec. 29 at Los Angeles ... had assists in three straight games Jan. 18-21 (0-3-3) ... played the 100th game of his NHL career Jan. 30 vs. Ottawa ... notched assists in three straight games Feb. 13-16 (0-3-3) ... made his Stanley Cup Playoffs debut in Game 1 of the Western Conference Quarter-Finals Apr. 16 at Detroit ... recorded the first point of his playoffs career with an assist (Kristian Huselius goal) and scored his first goal in Game 4 of the Western Conference Quarter-Finals Apr. 23 vs. Detroit (Chris Osgood) ... appeared in 14 games with Syracuse (AHL).

**2007-08:** First professional season ... Jackets were 6-1-1 when he recorded a point ... made his NHL debut and recorded his first NHL point with an assist (Rick Nash goal) Oct. 5 vs. Anaheim ... scored the first two goals of his NHL career, including the game-winner, Jan. 22 at Dallas (Mike Smith) ... had at least one shot on goal in 49 of 67 games.

## JUNIOR

---

**2006-07:** Set career-highs in goals (32), assists (37), points (69) and penalty minutes (56) in 59 games with Medicine Hat ... won the Four Broncos Trophy as the Western Hockey League Player of the Year ... won the Bill Hunter Memorial Trophy as the league's Defenceman of the Year for the second consecutive year ... was a WHL First All-Star Team selection ... led the Tigers in goals and points ... led WHL defencemen in scoring ... scored a team-high 22 power-play goals ... led the club to the Western Hockey League championship.

**2005-06:** Won the Bill Hunter Memorial Trophy as the WHL Defenceman of the Year with Medicine Hat ... ranked eighth among WHL defencemen in points (47) and plus/minus rating (+8-tied) ... won the Brad Hornung Trophy as the WHL's Most Sportsmanlike Player of the Year ... finished third (tied) among WHL defencemen in goals (14) and was seventh in points ... ranked second (tied) in playoff goals (4) among club defencemen and was fifth overall in points (12).

**2004-05:** Was ninth in the WHL in plus/minus rating (+29) ... led all WHL defencemen in goals (26) and ranked third in points (61) ... scored more goals than any defenceman in the entire CHL (OHL, QMJHL & WHL).

**2003-04:** Helped Medicine Hat win the WHL Championship and reach the Memorial Cup.



# Devin SETOGUCHI

**#22 - RIGHT WING**

**BORN:** Taber, AB

**DATE:** January 1, 1987

**HEIGHT:** 6'1"

**WEIGHT:** 206 lbs.

**SHOOTS:** Right

**DRAFTED:** SJS - 1st round, 8th overall  
in the 2005 NHL Draft

**HOW ACQUIRED:** Signed as a free agent on  
August 23, 2014

## CAREER RECORD

SEASON	CLUB	LEA.	REGULAR SEASON					PLAYOFFS				
			GP	G	A	PTS	PIM	GP	G	A	PTS	PIM
2002-03	Crowsnest Pass	AJHL	62	21	18	39	77	-	-	-	-	-
2003-04	Saskatoon	WHL	66	13	18	31	53	-	-	-	-	-
2004-05	Saskatoon	WHL	69	33	31	64	34	4	0	1	1	0
2005-06	Saskatoon	WHL	65	36	47	83	69	10	8	4	12	8
2006-07	Prince George	WHL	55	36	29	65	55	15	11	10	21	24
2007-08	San Jose	NHL	44	11	6	17	8	9	1	1	2	2
	Worcester	AHL	23	8	11	19	25	-	-	-	-	-
2008-09	San Jose	NHL	81	31	34	65	25	6	1	2	3	2
2009-10	San Jose	NHL	70	20	16	36	19	15	5	4	9	6
2010-11	San Jose	NHL	72	22	19	41	37	18	7	3	10	12
2011-12	Minnesota	NHL	69	19	17	36	28	-	-	-	-	-
	Ontario	ECHL	10	4	9	13	2	-	-	-	-	-
2012-13	Minnesota	NHL	48	13	14	27	20	5	1	0	1	0
	Winnipeg	NHL	75	11	16	27	22	-	-	-	-	-
TOTAL		NHL	459	127	122	249	159	53	15	10	25	22
		AHL	23	8	11	19	25	-	-	-	-	-
		ECHL	10	4	9	13	2	-	-	-	-	-
		WHL	255	118	125	243	211	29	19	15	34	32

## SETOGUCHI VS NHL

TEAM	REGULAR SEASON					PLAYOFFS				
	GP	G	A	PTS	PIM	GP	G	A	PTS	PIM
Anaheim	32	8	10	18	8	6	1	2	3	2
Boston	5	1	2	3	4	0	0	0	0	0
Buffalo	8	1	2	3	2	0	0	0	0	0
Calgary	25	3	10	13	6	4	1	1	2	0
Carolina	5	0	1	1	2	0	0	0	0	0
Chicago	22	7	8	15	2	9	1	1	2	2
Colorado	28	14	5	19	10	6	3	3	6	4
Columbus	20	7	4	11	4	0	0	0	0	0
Dallas	35	12	10	22	11	5	0	0	0	2
Detroit	20	8	5	13	15	12	7	1	8	8
Edmonton	23	6	6	12	4	0	0	0	0	0
Florida	7	0	1	1	4	0	0	0	0	0
Los Angeles	30	9	7	16	14	6	1	1	2	4
Minnesota	20	4	2	6	6	0	0	0	0	0
Montreal	6	1	2	3	2	0	0	0	0	0
Nashville	23	9	8	17	10	0	0	0	0	0
New Jersey	7	4	0	4	4	0	0	0	0	0
NY Islanders	6	2	0	2	2	0	0	0	0	0
NY Rangers	6	3	4	7	2	0	0	0	0	0
Ottawa	6	1	0	1	2	0	0	0	0	0
Philadelphia	5	2	2	4	2	0	0	0	0	0
Phoenix	31	7	8	15	13	0	0	0	0	0
Pittsburgh	5	0	1	1	2	0	0	0	0	0
St. Louis	26	4	6	10	6	0	0	0	0	0
San Jose	8	0	0	0	2	0	0	0	0	0
Tampa Bay	7	2	1	3	0	0	0	0	0	0
Toronto	6	1	3	4	2	0	0	0	0	0
Vancouver	25	8	7	15	12	5	1	1	2	0
Washington	8	1	5	6	4	0	0	0	0	0
Winnipeg	4	2	2	4	2	0	0	0	0	0
<b>TOTAL</b>	<b>459</b>	<b>127</b>	<b>122</b>	<b>249</b>	<b>159</b>	<b>53</b>	<b>15</b>	<b>10</b>	<b>25</b>	<b>22</b>

## 2013-14 HIGHLIGHTS

**JETS:** Recorded season-high three points (2G, 1A) on Oct. 4 ... played 400th career NHL game on Nov. 6 ... finished tied for third on Winnipeg in game-winning goals (3).

## NHL HIGHLIGHTS

### FIRST

GP: 10/29/2007 SJS 4 at DAL 2  
 Goal: 10/29/2007 SJS 4 at DAL 2  
 Asst: 11/02/2007 SJS 2 vs. LAK 5

### LONGEST PERSONAL STREAKS

Goals: 4 (2X) 03/21/2009 - 03/26/2009 (5G)  
 Assists: 7 (1X) 11/11/2008 - 11/28/2008 (8A)  
 Pts: 7 (1X) 11/11/2008 - 11/28/2008 (5G-8A)

### MOST (1 GAME | MOST RECENT)

Goals: 3 (1X) 02/19/2011 SJS 4 vs. COL 0  
 Assists: 2 (12X) 11/04/2013 WPG 4 vs. DET 2  
 Points: 3 (10X) 10/04/2013 WPG 5 vs. LAK 3 (2G-1A)  
 SOG: 10 (1X) 11/11/2008 SJS 3 vs. NSH 4  
 PIM: 6 (1X) 02/19/2009 SJS 4 vs. LAK 2  
 Multi-Pt Games: 52 01/31/2014 WPG 4 vs. VAN 3 (2G-0A)



# Devin SETOGUCHI

## CAREER HIGHLIGHTS

---

**2012-13 WILD:** Had a career-best +4 effort and tied career-high with three points (1G, 2A) on Mar. 16 at COL ... played in all 48 games with Minnesota earning 27 points (13G, 14A) and 20 PIM ... this marked his first NHL season playing every regular season game ... finished second on Wild in goals (13), power-play goals (5), hits (92) and plus/minus (+5) ... **PLAYOFFS:** Played in five games scoring one goal in Game 2 on May 3 vs. CHI.

**2011-12:** Scored a goal in Wild debut on Oct. 8 vs. CBJ ... scored on a penalty shot on Mar. 6 at COL ... tallied three points (1G, 2A) and game winning shootout goal on Apr. 1 at CHI ... collected 36 points (19G, 17A) and 28 PIM in 69 games during first season with Minnesota ... went 5-for-9 on shootouts ... set career-high in average TOI at 17:35 ... ranked tied for second in NHL with four game winning shootout goals ... ranked second on team in shots (174) ... finished second on team with seven power-play goals and third with 13 power-play points.

**2010-11 SHARKS:** Registered first career hat trick on Feb. 19 vs. COL ... recorded 41 points (22G, 19A) in 72 games with San Jose ... ranked third on the team in hits (138) ... set a career-high in game winning goals (5) ... posted his third consecutive 20-goal season ... **PLAYOFFS:** Scored his second career overtime playoff goal in Game 3 on Apr. 19 at LAK ... assisted on two overtime goals in opening round vs. LAK ... recorded his first career playoff hat trick, including third career playoff overtime goal, in Game 3 on May 4 at DET ... posted two points (1G, 1A) in Game 7 of Western Conference Semi-Final on May 12 vs. DET ... ranked second on San Jose with 65 shots in the playoffs.

**2009-10:** Had a three-game goal streak from Oct. 3 - 6 (4G) ... notched 36 points (20G, 16A) in 70 games with San Jose ... ranked third on Sharks with eight power-play goals and fourth in goals ... recorded five multi-goal contests ... **PLAYOFFS:** Scored his first post-season game winner (in overtime), in his first career playoff multi-goal game (two goals) in Game 2 on Apr. 16 vs. COL ... posted two assists in Game 5 of Western Conference Quarterfinal on Apr. 22 vs. COL ... ranked second on team and tied for 10th in the NHL in post-season shots (58).

**2008-09:** Registered career-high 10 shots and three points (2G, 1A) on Nov. 11 vs. NSH ... had a career-high seven-game point streak from Nov. 11 - 28 (5G, 8A) ... named to the Sophomore Team for the YoungStars Game presented by Upper Deck and recorded a goal ... ranked third on team in points, tied for 27th in the NHL in goals ... scored 30th goal on Mar. 26 vs. NSH ... set career-highs in goals (31), assists (34), points (65), games played (81), plus-minus (+16), power-play goals (11) and shots (246) ... registered 19 multi-point games ... **PLAYOFFS:** Recorded three points (1G, 2A) in six Stanley Cup Playoff games.

**2007-08:** Became first Sharks player to score two goals in his NHL debut on Oct. 29 at DAL ... tallied 17 points (11G, 6A) in 44 games during rookie season with Sharks ... **SHARKS (AHL):** Collected 19 points (8G, 11A) in 23 games with Worcester ... **PLAYOFFS:** Made NHL post-season debut and tallied an assist in Game 4 of Western Conference Quarterfinal on Apr. 15 at CGY ... scored first post-season goal in Game 7 on Apr. 22 vs. CGY.

## JUNIOR

---

**2006-07 COUGARS (WHL):** Selected for 2006 National Junior Team Development Camp in Calgary in July, but was unable to participate due to injury ... named February Player of the Month with 25 points (11G, 11A) in 14 games ... recorded 65 points (36G, 29A) in 55 games ... ranked 11th in WHL in goals, tied for first in shorthanded goals (six) and tied for 10th in game-winning goals (six) ... led Cougars in points and goals.

**2005-06 BLADES (WHL):** Tallied 83 points (36G, 47A) in 65 games and served as alternate captain ... led the Blades in goals and points (seventh in WHL) and was second in assists ... represented WHL in the CHL/Russia Challenge.

**2004-05:** Won the Hardest Shot competition (96 mph) at the 2005 CHL Top Prospects Skills Showcase ... notched 64 points (33G, 31A) in 69 games for Saskatoon (WHL) ... finished second on team and tied for ninth in WHL in goals.

## INTERNATIONAL

---

**2005:** Won a silver medal with Team Canada at the 2005 Under-18 World Championship ... led team with six points and ranked tied for second with four goals.

**2004:** Won a gold medal with Canada's Under-18 summer team at the 2004 Junior World Cup ... won a silver medal with Team Pacific as team captain at the 2004 World Under-17 Hockey Challenge.



# Ladislav SMID

**#15 - DEFENCE**

**BORN:** Frydlant, CZE

**DATE:** February 1, 1986

**HEIGHT:** 6'4"

**WEIGHT:** 211 lbs.

**SHOOTS:** Left

**DRAFTED:** ANA - 1st round, 9th overall  
in the 2004 NHL Draft

**HOW ACQUIRED:** Trade with Edmonton  
along with Olivier Roy in exchange for Laurent  
Brossoit and Roman Horak on November 8, 2013

## CAREER RECORD

SEASON	CLUB	LEA.	REGULAR SEASON					PLAYOFFS				
			GP	G	A	PTS	PIM	GP	G	A	PTS	PIM
2002-03	Liberec Bili	CZECH	4	0	0	0	0	-	-	-	-	-
2003-04	Liberec Bili	CZECH	45	1	1	2	51	-	-	-	-	-
2004-05	Liberec Bili	CZECH	39	1	3	4	14	12	0	0	0	6
2005-06	Portland	AHL	71	3	25	28	48	16	0	1	1	16
2006-07	Edmonton	NHL	77	3	7	10	37	-	-	-	-	-
2007-08	Springfield	AHL	8	1	4	5	15	-	-	-	-	-
	Edmonton	NHL	65	0	4	4	58	-	-	-	-	-
2008-09	Edmonton	NHL	60	0	11	11	57	-	-	-	-	-
2009-10	Edmonton	NHL	51	1	8	9	39	-	-	-	-	-
2010-11	Edmonton	NHL	78	0	10	10	85	-	-	-	-	-
2011-12	Edmonton	NHL	78	5	10	15	44	-	-	-	-	-
2012-13	Liberec Bili	CZECH	22	2	12	14	22	-	-	-	-	-
	Edmonton	NHL	48	1	3	4	55	-	-	-	-	-
2013-14	Edmonton	NHL	17	1	1	2	16	-	-	-	-	-
	Calgary	NHL	56	1	5	6	62	-	-	-	-	-
TOTAL		NHL	530	12	59	71	453	-	-	-	-	-
		Flames	56	1	5	6	62	-	-	-	-	-
		AHL	79	4	29	33	63	16	0	1	1	16
		CZECH	110	4	16	20	135	12	0	0	0	6

## SMID VS NHL

TEAM	REGULAR SEASON					PLAYOFFS				
	GP	G	A	PTS	PIM	GP	G	A	PTS	PIM
Anaheim	23	1	2	3	24	0	0	0	0	0
Boston	7	0	0	0	2	0	0	0	0	0
Buffalo	7	0	0	0	2	0	0	0	0	0
Calgary	39	1	3	4	31	0	0	0	0	0
Carolina	7	0	0	0	2	0	0	0	0	0
Chicago	25	0	1	1	15	0	0	0	0	0
Colorado	39	1	3	4	27	0	0	0	0	0
Columbus	24	3	4	7	10	0	0	0	0	0
Dallas	24	1	6	7	14	0	0	0	0	0
Detroit	24	0	2	2	16	0	0	0	0	0
Edmonton	5	0	2	2	2	0	0	0	0	0
Florida	8	0	1	1	4	0	0	0	0	0
Los Angeles	26	0	0	0	54	0	0	0	0	0
Minnesota	40	1	7	8	37	0	0	0	0	0
Montreal	11	1	1	2	8	0	0	0	0	0
Nashville	27	0	5	5	22	0	0	0	0	0
New Jersey	4	0	0	0	6	0	0	0	0	0
NY Islanders	8	0	0	0	10	0	0	0	0	0
NY Rangers	5	0	0	0	17	0	0	0	0	0
Ottawa	10	0	1	1	10	0	0	0	0	0
Philadelphia	5	0	3	3	9	0	0	0	0	0
Phoenix	27	0	2	2	21	0	0	0	0	0
Pittsburgh	7	0	0	0	6	0	0	0	0	0
St. Louis	26	0	2	2	23	0	0	0	0	0
San Jose	27	0	5	5	12	0	0	0	0	0
Tampa Bay	8	2	0	2	0	0	0	0	0	0
Toronto	9	0	0	0	0	0	0	0	0	0
Vancouver	41	1	6	7	57	0	0	0	0	0
Washington	8	0	1	1	4	0	0	0	0	0
Winnipeg	9	0	2	2	8	0	0	0	0	0
<b>TOTAL</b>	<b>530</b>	<b>12</b>	<b>59</b>	<b>71</b>	<b>453</b>	<b>0</b>	<b>0</b>	<b>0</b>	<b>0</b>	<b>0</b>

## 2013-14 HIGHLIGHTS

**OILERS:** In 17 games with the Oilers this season he had a goal and assist with 16 PIM ... **FLAMES:** Acquired from Edmonton along with Olivier Roy in exchange for Roman Horak and Laurent Brossoit on Nov. 8 ... played his first game with the Flames on Nov. 12 and registered two blocked shots and one hit along with 2 PIM ... led the team in blocked shots and hits with five each on Nov. 14 ... led the team in hits with four against his former team (EDM) on Nov. 16 ... recorded his first point as a Flame with an assist on Nov. 29 ... named to the Czech Republic Olympic team ... played in his 500th career game on Jan. 7 ... played two seconds on Jan. 18 before receiving 15 PIM and a game misconduct for fighting ... picked up an assist on the overtime winning goal against his former team (EDM) on Mar. 1 ... scored his first goal with the Flames on Mar. 12 ... led team with eight hits and had three blocked shots on Mar. 14 ... left Mar. 28 game with an upper-body injury missed the last seven games.

## NHL HIGHLIGHTS

### FIRST

GP: 10/05/2006 EDM 3 vs. CGY 1  
 Asst: 10/12/2006 EDM 6 vs. SJS 4  
 Goal: 02/22/2007 EDM 4 at CBJ 0

### LONGEST PERSONAL STREAKS

Goals: 1 (12X) 03/12/2014 - 03/12/2014 (1G)  
 Assists: 3 (1X) 02/28/2009 - 03/05/2009 (4A)  
 Pts: 3 (1X) 02/28/2009 - 03/05/2009 (0G-4A)

### MOST (1 GAME | MOST RECENT)

Goals: 1 (12X) 03/12/2014 CGY 7 vs. ANA 2  
 Assists: 2 (3X) 11/02/2010 EDM 3 vs. VAN 4  
 Points: 2 (5X) 03/25/2012 EDM 6 at CBJ 3 (1G-1A)  
 SOG: 4 (4X) 03/25/2012 EDM 6 at CBJ 3  
 PIM: 23 (1X) 01/24/2013 EDM 2 vs. LAK 1  
 Multi-Pt Games: 5 03/25/2012 EDM 6 at CBJ 3 (1G-1A)



## Ladislav SMID

### CAREER HIGHLIGHTS

**2012-13 LIBEREC (CZECH):** Scored 14 points (2G, 12A) for Liberec HC in the Czech Extraliga during the NHL lockout ... scored Oilers second goal on Mar. 30 vs. VAN to help set a new record as fastest three goals to start a game (2:43) ... led the team in blocked shots (119) and hits (151) ... ranked third on the team in TOI (975:18).

**2011-12:** Led the team in blocked shots with six on Oct. 9 vs. PIT ... had six blocked shots on Oct. 28 at COL ... led the team with five blocked shots and was named Second Star on Nov. 3 at LAK ... collected his first point (assist) of the year on Nov. 22 at NSH and was +3 ... led the team with four hits and +3 on Nov. 25 at MIN ... scored first goal since Dec. 5, 2009 on Nov. 26 at COL ... scored second goal of the season on Dec. 2 vs. CBJ ... had an assist on Dec. 3 vs. CGY ... had an assist on Dec. 22 vs. MIN ... scored his third goal of season on Dec. 29 at MIN matching his career-high in goals from his rookie year ... had an assist on Jan. 7 at DAL ... played a season-high 26:14 on Jan. 15 vs. LAK ... had a career-high eight blocked shots and an assist on Jan. 21 vs. CGY ... recorded an assist, had six hits and five blocked shots on Feb. 27 at WPG ... had seven hits on Mar. 5 at ANA ... scored his fourth goal of the season on Mar. 22 at TBL ... had a goal and assist and was +3 on Mar. 25 at CBJ ... injured his neck on Mar. 30 vs. LAK ... appeared in 78 games recording 15 points (5G, 10A) and 44 PIM ... his five goals were a career-high ... had one multi-point game ... led the team in blocked shots (184 - seventh in NHL) and hits (186).

**2010-11:** Posted an assist in season opener on Oct. 7 vs. CGY ... had two assists and was +2 on Nov. 2 vs. VAN ... put on IR on Nov. 16 ... activated from IR on Nov. 24 ... posted an assist on Jan. 11 at DAL ... appeared in 78 games recording 10 points (0G, 10A), -10 and 85 PIM ... had one multi-point game.

**2009-10:** Recorded his first point of the season (assist) on Oct. 6 vs. DAL ... notched an assist on Oct. 10 vs. MTL and led the team with 23:12 of ice-time ... was +3 on Oct. 16 vs. MIN ... was +1 with an assist on Oct. 22 vs. CBJ putting him second in the NHL with a +10 ... had an assist and was +3 on Nov. 18 vs. COL ... had an assist on Nov. 27 vs. SJS ... scored the game tying goal and added an assist on Dec. 5 at DAL ... posted an assist (third point in last two games) on Dec. 7 at FLA ... appeared in 51 games recording nine points (1G, 8A), +5 and 39 PIM ... had one multi-point game.

**2008-09:** Registered his 100th career NHL PIM at Chicago (Oct. 22) ... scored two assists at PHI (Nov. 2) for first career

multi-point game and had game-high five hits ... missed seven games (Nov. 6 - 18) with a concussion suffered at CBJ ... had a career-high three-game scoring streak (0G, 4A) from Feb. 28 - Mar. 5 ... played in his 200th career NHL game at PHX on Mar. 26 ... skated in 60 games tallying 11 assists with 57 PIM.

**2007-08 FALCONS (AHL):** Began season with Springfield Falcons, scoring five points (1G, 4A) with 15 PIM & was +3 in eight games before being recalled on Oct. 24 ... played season-high 24:23 at CGY on Nov. 10 ... had assists vs. MIN on Oct. 25, vs. COL on Nov. 22, at WAS on Jan. 17 and vs. CHI on Feb. 6 ... played in his 100th career NHL game at STL on Dec. 11 ... led Oilers with season-high four hits and six blocked shots at WAS on Jan. 17 ... recorded four assists with 58 PIM in 65 games ... was plus or even in 41 of 65 games ... averaged 17:51 TOI per game.

**2006-07:** Made his NHL debut in season opener vs. CGY on Oct. 5 and registered his first career NHL PIM with a roughing minor ... became the sixth Oiler named to the NHL YoungStars Game on Jan. 13 ... had an assist in 12:57 of TOI in the NHL YoungStars Game at Dallas on Jan. 23 ... scored first career NHL goal at CBJ on Feb. 22 vs. Fredrik Norrena ... also scored goals vs. TBL on Mar. 7 and at CGY on Apr. 7 ... averaged 19:14 TOI per game ... played career-high 30:03 vs. ANA Nov. 28 ... two of his seven assists came on game-winning goals - Oct. 12 vs. SJS and Oct. 21 vs. DET ... the assist vs. SJS on Oct. 12 was his first career NHL point ... scored 10 points (3G, 7A) with 37 PIM in 77 games with the Oilers in his first NHL season ... was fourth on Oilers in blocked shots (107).

**2005-06 PIRATES (AHL):** Registered two assists in the Pirates win at Bridgeport on Oct. 22 ... scored his first AHL goal on Nov. 25 in the Pirates 5-4 OTL at Providence ... scored a goal in the Pirates 7-4 win in Albany on Jan. 20 ... recorded two assists in the Pirates 6-3 win at Providence on Mar. 19 ... third in scoring among defencemen on Pirates with 28 points (3G, 25A) in 71 games played.

**2004-05:** After completing his third season with HC Liberec in the Czech Republic, Smid recorded one goal and three assists for four points with 14 penalty minutes in 39 games ... **PLAYOFFS:** He was scoreless in 12 playoff games with 6 PIM.

**2003-04:** Played 45 games, registering a goal and an assist for two points with 51 penalty minutes.

**2002-03:** Was scoreless in four games with Liberec.

### INTERNATIONAL

**2014:** Played five games for the Czech Republic at the Sochi 2014 Winter Olympics.

**2013:** Recorded three assists and 6 PIM for the Czechs at the 2013 World Championships in Stockholm.


**2008:** Was a member of his national team in 2008, but did not play in any games in Halifax & Quebec City.

**2007:** Played six games for the Czech Republic at the 2007 World Championship in Moscow.

**2006:** Played for the Czech Republic in three straight World Junior Hockey Championships from 2004 through 2006.

**2005:** Helped lead the Czech World Junior team to a bronze medal in 2005, recording two assists in seven games.

**2004:** Played six games in the 2004 World Junior Championships, recording three points (1G, 2A) with 4 PIM.



# Matt STAJAN

**#18 - CENTRE**

**BORN:** Mississauga, ON

**DATE:** December 19, 1983

**HEIGHT:** 6'1"

**WEIGHT:** 195 lbs.

**SHOOTS:** Left

**DRAFTED:** TOR - 2nd round, 57th overall  
in the 2002 NHL Draft

**HOW ACQUIRED:** Trade with Toronto along  
with Niklas Hagman, Jamal Mayers and Ian White  
in exchange for Keith Aulie, Dion Phaneuf and  
Fredrik Sjoström on January 31, 2010

## CAREER RECORD

SEASON	CLUB	LEA.	REGULAR SEASON					PLAYOFFS				
			GP	G	A	PTS	PIM	GP	G	A	PTS	PIM
2000-01	Belleville	OHL	57	9	18	27	27	7	1	6	7	5
2001-02	Belleville	OHL	68	33	52	85	50	11	3	8	11	14
2002-03	Belleville	OHL	57	34	60	94	75	7	5	8	13	16
	St. John's	AHL	1	0	1	1	0	-	-	-	-	-
	Toronto	NHL	1	1	0	1	0	-	-	-	-	-
	Canada	WJC	6	1	1	2	0	-	-	-	-	-
2003-04	Toronto	NHL	69	14	13	27	22	3	0	0	0	2
2004-05	St. John's	AHL	80	23	43	66	43	5	2	2	4	6
2005-06	Toronto	NHL	80	15	12	27	50	-	-	-	-	-
2006-07	Toronto	NHL	82	10	29	39	44	-	-	-	-	-
2007-08	Toronto	NHL	82	16	17	33	47	-	-	-	-	-
2008-09	Toronto	NHL	76	15	40	55	54	-	-	-	-	-
2009-10	Toronto	NHL	55	16	25	41	30	-	-	-	-	-
	Calgary	NHL	27	3	13	16	2	-	-	-	-	-
2010-11	Calgary	NHL	76	6	25	31	32	-	-	-	-	-
2011-12	Calgary	NHL	61	8	10	18	29	-	-	-	-	-
2012-13	Calgary	NHL	43	5	18	23	26	-	-	-	-	-
2013-14	Calgary	NHL	63	14	19	33	42	-	-	-	-	-
<b>TOTAL</b>		NHL	715	123	221	344	378	3	0	0	0	2
		Flames	270	36	85	121	131	-	-	-	-	-
		AHL	81	23	44	67	43	5	2	2	4	6
		OHL	182	76	130	206	152	25	9	22	31	35



## STAJAN VS NHL

TEAM	REGULAR SEASON					PLAYOFFS				
	GP	G	A	PTS	PIM	GP	G	A	PTS	PIM
Anaheim	17	0	7	7	10	0	0	0	0	0
Boston	42	6	7	13	20	0	0	0	0	0
Buffalo	41	9	13	22	36	0	0	0	0	0
Calgary	7	2	4	6	2	0	0	0	0	0
Carolina	28	5	5	10	8	0	0	0	0	0
Chicago	19	3	8	11	4	0	0	0	0	0
Colorado	22	5	6	11	12	0	0	0	0	0
Columbus	15	1	5	6	8	0	0	0	0	0
Dallas	19	3	3	6	6	0	0	0	0	0
Detroit	18	1	8	9	14	0	0	0	0	0
Edmonton	26	4	14	18	4	0	0	0	0	0
Florida	26	2	6	8	9	0	0	0	0	0
Los Angeles	17	2	1	3	4	0	0	0	0	0
Minnesota	25	4	7	11	10	0	0	0	0	0
Montreal	44	10	13	23	48	0	0	0	0	0
Nashville	17	3	6	9	6	0	0	0	0	0
New Jersey	22	7	5	12	10	0	0	0	0	0
NY Islanders	25	8	14	22	12	0	0	0	0	0
NY Rangers	24	2	6	8	14	0	0	0	0	0
Ottawa	43	11	16	27	22	3	0	0	0	2
Philadelphia	24	2	12	14	2	0	0	0	0	0
Phoenix	19	3	8	11	12	0	0	0	0	0
Pittsburgh	27	4	10	14	24	0	0	0	0	0
St. Louis	15	1	1	2	10	0	0	0	0	0
San Jose	19	2	4	6	12	0	0	0	0	0
Tampa Bay	27	7	3	10	6	0	0	0	0	0
Toronto	6	3	1	4	0	0	0	0	0	0
Vancouver	28	4	13	17	35	0	0	0	0	0
Washington	27	3	6	9	12	0	0	0	0	0
Winnipeg	26	6	9	15	6	0	0	0	0	0
<b>TOTAL</b>	<b>715</b>	<b>123</b>	<b>221</b>	<b>344</b>	<b>378</b>	<b>3</b>	<b>0</b>	<b>0</b>	<b>0</b>	<b>2</b>

## 2013-14 HIGHLIGHTS

Was injured on Oct. 3 with a lower body injury and placed on IR ... returned from injury on Oct. 24 and had an assist ... scored his first goal of the season against his former club (TOR) on Oct. 30 ... picked up an assist to extend his five game point streak (1G, 4A) Oct. 24 - Nov. 3 ... went 13/18 (72%) in faceoffs, led the team with six shots and netted a pair of goals on Nov. 14 ... had a three game point streak (2G, 2A) Nov. 14-18 ... had a pair of assists on Dec. 4, his first multi-assist game of the season ... scored the overtime winner on Dec. 14 ... signed a four-year contract on Jan. 20 ... had a goal and an assist on Jan. 28 ... played in his 700th career game on Feb. 4 ... scored his 10th goal on Feb. 8 ... missed Mar. 3-15 for personal reasons ... returned to the lineup Mar. 18 ... tied a career high with four points (1G, 3A) on Mar. 22 ... missed Apr. 3-7 for personal reasons ... had a five game point streak (3G, 2A) Mar. 26 - Apr. 9.

## NHL HIGHLIGHTS

### FIRST

GP: 04/05/2003 TOR 1 vs. OTT 3  
 Goal: 04/05/2003 TOR 1 vs. OTT 3  
 Ass: 10/16/2003 TOR 2 at NJD 2

### LONGEST PERSONAL STREAKS

Goals: 3 (2X) 03/30/2014 - 04/09/2014 (3G)  
 Assists: 6 (1X) 11/12/2010 - 11/22/2010 (6A)  
 Pts: 6 (3X) 03/26/2014 - 04/11/2014 (3G-3A)

### MOST (1 GAME | MOST RECENT)

Goals: 2 (11X) 11/14/2013 CGY 3 vs. DAL 7  
 Assists: 3 (7X) 03/22/2014 CGY 8 at EDM 1  
 Points: 4 (3X) 03/22/2014 CGY 8 at EDM 1 (1G-3A)  
 SOG: 6 (3X) 01/13/2014 CGY 2 at CAR 0  
 PIM: 16 (1X) 02/07/2009 TOR 5 at MTL 2  
 Multi-Pt Games: 61 03/22/2014 CGY 8 at EDM 1 (1G-3A)



# Matt STAJAN

## CAREER HIGHLIGHTS

**2012-13:** Had his first multi-point game of the season (2A) on Jan. 31 ... was a team-high +3 on Feb. 13 ... scored his first goal of the season which was the game-tying goal on Feb. 17 ... scored the game-winner and had his first multi-goal game with the Flames on Feb. 23 ... led the team in blocked shots (3) on Feb. 28 ... registered his 300th career point with an assist on Mar. 9 ... had a pair of assists on Mar. 13 ... tied a career-high with three assists on Mar. 15 ... named the recipient of the Flames Ralph T. Scurfield Humanitarian Award on Mar. 29 ... registered his 200th career assist on Mar. 29 ... had a multi-goal game on Apr. 3 ... had a pair of assists on Apr. 6 ... missed four games with an upper body injury Apr. 10-15 ... led all Flames forwards in blocked shots with 30 ... took the most faceoffs for the Flames (28.4%) going 356/414 (46.2%) ... led all Flames in plus/minus with a +7.

**2011-12:** Led the team in the faceoff circle going 7/10 and added an assist on Oct. 13 ... picked up an assist on Nov. 15 ... assisted on the game-winning goal on Dec. 10 ... scored his first goal of the season on Dec. 15 ... sprained his ankle on Dec. 18 and missed 14 games before returning on Jan. 19 ... missed Jan. 24 with a lower body injury ... scored his second goal of the season on Feb. 23 ... scored in back-to-back games Feb. 23 and 25 ... had his first multi-point game of the season (1G, 1A) and recorded his 100th career goal on Mar. 9 ... scored the overtime winner on Mar. 13 ... had points in seven of eight games (5G, 3A) Mar. 6-20 ... played in his 600th career game on Mar. 18.

**2010-11:** Injured during the pre-season and missed the first two games Oct. 7-10 ... made his season debut on Oct. 14 ... tied a career-high with three assists and went 12/17 (71%) in the faceoff circle on Oct. 16 ... picked up a pair of assists on Oct. 22 ... scored his first goal of the season on Oct. 28 ... missed Nov. 24 - 26 with a head injury ... played in his 500th career game on Dec. 20 ... scored against his former team (TOR) on Jan. 15 ... had a pair of assists on Jan. 24 ... scored his fourth goal of the season on Feb. 1 ... scored a shorthanded goal on Feb. 14 ... netted his sixth goal on Mar. 12.

**2009-10: MAPLE LEAFS:** Tied a career-high with three assists Oct. 26 at ANA ... played in 400th NHL game Oct. 30 at BUF ... posted a four-game point streak (Nov. 13-19) with five points (2G, 3A) in that span ... registered 200th career NHL point with a goal Dec. 1 at MTL ... registered three points (2G, 1A) and was named First Star Dec. 12 vs. WSH ... posted a four-game point streak (Jan. 5-9) with five points (2G, 3A) in that span ... led the Maple Leafs in power-play goals (7) was second in assists (23) and points (39), and third in goals (16) at time of trade to Calgary on Jan. 31. **FLAMES:** Played first game with the Flames on Feb. 1 ... scored his first goal (game-winner) as a Flame on Feb. 3 vs. CAR ... had his first multi-point game (1G, 1A) with the Flames on Feb. 9 at OTT ... signed a multi-year contract with Calgary on Mar. 1 ... scored the game-winning goal on Mar. 5 vs. NJD.

**2008-09:** Played 76 games for Toronto collecting 55 points (15G, 40A) with 54 penalty minutes ... ranked first on the team in assists and faceoff percentage (51.4%) ... tied for second in shorthanded goals ... ranked third in points and hits (116) ... set career-highs in assists, points, power-play goals (5) and penalty minutes ... collected three points (2G, 1A) Oct. 29 at NJD ... registered a five-game point streak (3G, 4A) Oct. 23 - Nov. 1 ... collected three assists in a period, tying Maple Leafs record for most assists in a period, Nov. 13 at EDM ... registered a career-high six-game point streak (2G, 8A) Nov. 4-15 ... collected three points (2G, 1A) Dec. 22 at ATL ... missed five games due to eye injury (Dec. 28 - Jan. 6) ... collected three points (1G, 2A) Feb. 14 vs. PIT ... registered a five-game assist streak (5A) Feb. 26 - Mar. 7 ... collected 100th career NHL assist Feb. 28 at OTT.

**2007-08:** Registered a career-high in games played (82-tie) and goals (16) ... registered seven multi-point games ... collected a career-high (tie) four points (1G, 3A) and 100th career NHL point (assist) Oct. 11 vs. the NYI ... scored 50th career goal Jan. 15 vs. CAR ... collected three assists in a period, tying Maple Leafs record for most assists in a period, Feb. 25 at OTT (2nd period) ... played 300th career NHL game Mar. 4 vs. NJD ... scored career-high 16th goal and played a season-high (24:43) Mar. 22 at OTT.

**2006-07:** Registered a career-high in games played (82-tie) and shots (132) ... Ranked first (tie) on team in games played ... collected a career-high (tie) four points (2G, 2A) Jan. 4 at BOS ... played 200th career NHL game and collected two assists Jan. 27 vs. MTL ... collected two assists, including 50th career assist, Mar. 10 vs. OTT ... Maple Leafs nominee for King Clancy Trophy, which is awarded to the player that best exemplifies leadership qualities on and off the ice and has made a noteworthy contribution in his community.

**2005-06:** Ranked first (tie) in the NHL in shorthanded points (8), tied for eighth in goals (4) and tied for third in assists (4) ... registered a career-high in shorthanded goals (4) and game-winning goals (5).

**2004-05: MAPLE LEAFS:** Finished first on St. John's of the American Hockey League in games played (80-tie), first in shorthanded goals (2), second in shots (201), third in goals (23), third in points (43), tied third in game-winning goals and fifth in power-play goals (6) ... led St. John's in playoff goals (tie) and points (tie).

**2003-04: MAPLE LEAFS:** Ranked seventh among NHL rookies in goals (14-tie), 10th in plus/minus (+7-tie), 13th in points (27-tie) and 18th in assists (13-tie) ... played in the NHL Young Stars Game collecting two points (1G, 1A) ... registered first career NHL assist Oct. 16 at NJD ... scored first goal of the season Oct. 20 at NYI ... registered first career NHL multi-point game (1G, 1A) Feb. 14 vs. BUF ... assigned to St. John's of the American Hockey League Mar. 6 ... recalled from St. John's Mar. 9 ... made NHL playoff debut Apr. 16 vs. OTT.

**2002-03:** Played one game for Toronto scoring one goal ... scored first career NHL goal in first career NHL game Apr. 5 vs. OTT (Prusek) ... played one game for St. John's (AHL) collecting one assist ... registered first career AHL point (assist) in first career AHL game Apr. 4 vs. Manitoba.

## JUNIOR


Played 182 games over three seasons for the Ontario Hockey League's Belleville Bulls ... recorded 70 goals with 130 assists for 206 points over his OHL career.

**2002-03:** Ranked fifth in the OHL in assists (60), fifth in shorthanded goals (5-tie), fifth in plus/minus (+4) and eighth in points (75) ... led the team in assists, points, plus/minus, power-play goals (11) and shorthanded goals ... led Belleville during the playoffs in assists (8) and points (13).

## INTERNATIONAL

**2002-03:** Represented Canada at the 2003 IIHF World Junior Championship ... played six tournament games and collected two points (1G, 1A) in helping Canada earn a silver medal.

**2001-02:** Named the OHL Eastern Conference's Most Underrated Player and was a finalist as the Best Defensive Forward in the OHL Coaches Poll ... ranked 6th in the OHL in plus/minus (+36) ... played for the OHL Eastern Conference All-Stars at the Hershey Cup collecting three assists.



# Dennis WIDEMAN

**#6 - DEFENCE**

**BORN:** Kitchener, ON

**DATE:** March 20, 1983

**HEIGHT:** 6'0"

**WEIGHT:** 199 lbs.

**SHOOTS:** Right

**DRAFTED:** BUF - 8th round, 241st overall  
in the 2002 NHL Draft

**HOW ACQUIRED:** Trade with Washington in  
exchange for Jordan Henry and Calgary's 2013  
5th round pick on June 27, 2012

## CAREER RECORD

SEASON	CLUB	LEA.	REGULAR SEASON					PLAYOFFS				
			GP	G	A	PTS	PIM	GP	G	A	PTS	PIM
1999-00	Sudbury	OHL	63	10	26	36	64	12	1	2	3	22
2000-01	Sudbury	OHL	25	7	11	18	37	-	-	-	-	-
	London	OHL	24	8	8	16	38	5	0	4	4	6
2001-02	London	OHL	65	27	42	69	141	12	4	9	13	26
2002-03	London	OHL	55	20	27	47	83	14	6	6	12	10
2003-04	London	OHL	60	24	41	65	85	15	7	10	17	17
2004-05	Worcester	AHL	79	13	30	43	65	-	-	-	-	-
	Peoria	AHL	12	2	4	6	31	-	-	-	-	-
2005-06	St. Louis	NHL	67	8	16	24	83	-	-	-	-	-
	St. Louis	NHL	55	5	17	22	44	-	-	-	-	-
2006-07	Boston	NHL	20	1	2	3	27	-	-	-	-	-
	Boston	NHL	81	13	23	36	70	6	0	3	3	0
2008-09	Boston	NHL	79	13	37	50	34	11	0	7	7	4
2009-10	Boston	NHL	76	6	24	30	34	13	1	11	12	4
2010-11	Florida	NHL	61	9	24	33	33	-	-	-	-	-
	Washington	NHL	14	1	6	7	6	-	-	-	-	-
2011-12	Washington	NHL	82	11	35	46	46	14	0	3	3	2
2012-13	Calgary	NHL	46	6	16	22	12	-	-	-	-	-
2013-14	Calgary	NHL	46	4	17	21	18	-	-	-	-	-
TOTAL	NHL	627	77	217	294	407	44	1	24	25	10	
	Flames	92	10	33	43	30	-	-	-	-	-	
	AHL	91	15	34	49	96	-	-	-	-	-	
	OHL	292	96	155	251	448	58	18	31	49	81	

## WIDEMAN VS NHL

TEAM	REGULAR SEASON					PLAYOFFS				
	GP	G	A	PTS	PIM	GP	G	A	PTS	PIM
Anaheim	14	3	9	12	13	0	0	0	0	0
Boston	9	2	3	5	2	7	0	1	1	2
Buffalo	29	3	6	9	18	6	1	3	4	4
Calgary	8	2	4	6	2	0	0	0	0	0
Carolina	27	2	12	14	14	7	0	3	3	4
Chicago	25	3	9	12	4	0	0	0	0	0
Colorado	18	0	6	6	4	0	0	0	0	0
Columbus	22	4	7	11	12	0	0	0	0	0
Dallas	14	2	5	7	22	0	0	0	0	0
Detroit	24	2	7	9	30	0	0	0	0	0
Edmonton	16	3	2	5	18	0	0	0	0	0
Florida	21	1	10	11	10	0	0	0	0	0
Los Angeles	17	1	5	6	6	0	0	0	0	0
Minnesota	17	1	4	5	10	0	0	0	0	0
Montreal	34	4	11	15	21	10	0	7	7	0
Nashville	24	0	6	6	20	0	0	0	0	0
New Jersey	26	8	6	14	14	0	0	0	0	0
NY Islanders	22	3	11	14	8	0	0	0	0	0
NY Rangers	22	3	5	8	20	7	0	2	2	0
Ottawa	29	2	8	10	16	0	0	0	0	0
Philadelphia	25	4	6	10	18	7	0	8	8	0
Phoenix	16	1	5	6	12	0	0	0	0	0
Pittsburgh	23	3	7	10	26	0	0	0	0	0
St. Louis	12	2	4	6	12	0	0	0	0	0
San Jose	19	1	7	8	8	0	0	0	0	0
Tampa Bay	24	2	13	15	12	0	0	0	0	0
Toronto	28	7	15	22	14	0	0	0	0	0
Vancouver	17	1	3	4	9	0	0	0	0	0
Washington	19	4	7	11	16	0	0	0	0	0
Winnipeg	26	3	14	17	16	0	0	0	0	0
<b>TOTAL</b>	<b>627</b>	<b>77</b>	<b>217</b>	<b>294</b>	<b>407</b>	<b>44</b>	<b>1</b>	<b>24</b>	<b>25</b>	<b>10</b>

## 2013-14 HIGHLIGHTS

Changed his jersey number in the off-season from 26 to 6 ... led all Flames in time on ice with 26:26 on Oct. 6 ... led all Flames in time on ice with 27:46 and picked up his first point of the season (assist) on Oct. 9 ... had his first multi-point game of the year with a goal and assist on Oct. 11 ... had a pair of assists, six blocked shots and was a career high +5 on Oct. 26 ... had a three game assist streak Oct. 24-30 which tied the team high this season ... had a pair of assists on Nov. 3 ... scored his second goal on Nov. 16 ... suffered a broken hand on Nov. 27 and returned to the lineup on Jan. 3 after missing 16 games ... played a career-high 38:05 (and the most in the NHL this season) on Jan. 18 ... had a goal and an assist and was a +2 on Feb. 6 ... out with an upper body injury and missed the last 19 games of the season.

## NHL HIGHLIGHTS

### FIRST

GP: 11/09/2005 STL 1 at CBJ 3  
 Asst: 11/12/2005 STL 1 at NSH 3  
 Goal: 12/01/2005 STL 4 vs. CBJ 1

### LONGEST PERSONAL STREAKS

Goals: 3 (2X) 12/31/2011 - 01/07/2012 (3G)  
 Assists: 5 (2X) 03/06/2012 - 03/13/2012 (5A)  
 Pts: 7 (3X) 10/08/2011 - 10/22/2011 (2G-5A)

### MOST (1 GAME | MOST RECENT)

Goals: 2 (1X) 12/09/2011 WAS 4 vs. TOR 2  
 Assists: 3 (1X) 03/28/2009 BOS 7 at TOR 5  
 Points: 4 (1X) 12/09/2011 WAS 4 vs. TOR 2 (2G-2A)  
 SOG: 9 (1X) 12/01/2005 STL 4 vs. CBJ 1  
 PIM: 8 (1X) 04/09/2006 EDM 1 at STL 2  
 Multi-Pt Games: 44 02/06/2014 CGY 4 at NYI 2 (1G-1A)



# Dennis WIDEMAN

## CAREER HIGHLIGHTS

**2012-13:** Made his Flames debut on Jan. 20 ... picked up his first points with the Flames with a pair of assists on Jan. 21 ... scored his first goal with the Flames on Feb. 2 ... had his second multi-point game with a goal and an assist on Feb. 5 ... had a team-high four blocked shots on Feb. 11 ... had a team-high three blocked shots on Feb. 15 ... had a team-high four hits on Feb. 20 ... had a team-high four blocked shots on Mar. 3 ... had a team-high three blocked shots on Mar. 11 ... was a team-high +3 on Mar. 15 ... had a team-high three blocked shots on Mar. 26 ... had a multi-point game (1+1) and led the team with four blocked shots on Mar. 29 ... scored his fifth goal on Apr. 6 ... registered his 200th assist on Apr. 12 ... had a team-high four blocked shots on Apr. 17 ... missed two games from Apr. 19-21 with a broken finger ... led the Flames in blocked shots with 100 ... led all Flames defencemen in shots with 94 ... led all Flames defencemen in scoring with 22 points (6+16) ... led all Flames defencemen in power-play points with 13 (4+9) ... led the Flames in time on-ice 25:09 per game average.

**2011-12: CAPITALS:** Led WSH in time on-ice per game (23:54) ... finished first among WSH defencemen in points and tied for third on the team in points (46) ... tied for 10th among NHL defencemen in points and tied for 11th among NHL blueliners in goals (11) and 13th in assists (35) ... surpassed his totals for goals, assists and points from 2010-11. **PLAYOFFS:** Skated 17:48 with one shot, one hit and two blocked shots in Game 1 ... skated 20:36 with two shots and two blocked shots in Game 2 ... led WSH in time on-ice (41:40) and collected four shots, two hits and four blocked shots in Game 3 ... assisted on Green's game-winning goal in Game 4 ... recorded an assist, three shots, three hits and two blocked shots in Game 5 of ECQF ... skated 21:06 and recorded two hits and four blocked shots in Game 6.

**2010-11:** Missed the last five games (Mar. 31 - Apr. 9) of the season due to injury ... tied for first amongst NHL defencemen in power-play goals (9) ... led Capitals defencemen with 40 points ... fourth on the Capitals in blocked shots (126) ... recorded his 200th career point with an assist Mar. 9 vs. EDM ... **PANTHERS:** Skated a season-high 29:57 Feb. 19 vs. TBL ... scored 10 or more goals for the third time in his career ... recorded 30 or more assists for the second time in his career ... had a four-game point streak (2G, 3A) from Feb. 4 - Feb. 13 ... notched a pair of assists Feb. 10 vs. BUF ... recorded a power-play goal in consecutive games Jan. 15 and Jan. 17 ... tallied a goal and an assist Jan. 15 vs. NJD ... recorded game-winning goal and an assist Jan. 11 vs. WSH ... tallied goals in consecutive games Dec. 15 and 17 ... scored his first goal of the season Oct. 28 at OTT.

**2009-10: BRUINS:** Completed his fifth NHL season and fourth with BOS ... appeared in 76 games with the Bruins, scoring 30 points (6G, 24A) and adding 34 penalty minutes ... played in at least 75 games for the fourth consecutive year ... recorded a point in each of the Bruins' final five regular season games (2G, 3A) ... recorded his 100th career point with an assist Nov.

19 at ATL ... **PLAYOFFS:** Appeared in all 13 of Boston's playoff games and led all Bruins with 11 assists and 12 points ... registered eight points (8A) in seven games during the Bruins' Eastern Conference Semi-Final loss to the Flyers.

**2008-09:** Set career season-highs in assists (37) and points (50) and tied his season-high in goals with 13 ... finished sixth in the NHL in plus/minus at plus-32 ... had nine multiple-point games ... tied his career-best with a seven-game point streak from Jan. 19 - Feb. 4 (4G, 4A) ... scored an overtime goal Oct. 27 in EDM to give BOS a 1-0 victory ... played his 300th NHL game Apr. 4 vs. NYR and recorded his 100th NHL point with an assist Dec. 8 vs. TBL ... missed three games to injury (muscle strain and groin) ... **PLAYOFFS:** Added six assists in 11 playoff games, including a two-assist effort Apr. 20 in MTL.

**2007-08:** Established a career-high in goals ... had three multi-point games, all two-point efforts ... had a career-best seven-game point streak from Nov. 29 - Dec. 10 (2G, 5A), which was the longest such streak by a Boston defenceman since 1995 (Ray Bourque, eight games) ... had a four-game point streak from Feb. 16 - 23 (2G, 3A) ... took one shootout shot (no goal) ... played his 200th NHL game Feb. 19 in CAR ... scored the 18,000th goal in Bruins history on Dec. 31 vs. ATL's Kari Lehtonen ... did not dress for one game (coach's decision) ... **PLAYOFFS:** Added three assists in six playoff games, his first career playoff action ... played his first NHL playoff game Apr. 10 in MTL and recorded his first playoff point with an assist Apr. 13 vs. the Canadiens.

**2006-07: BLUES:** Began the season in STL where he led Blues defencemen in scoring with 22 points (5G, 17A) and 44 PIM in 55 games at the time of his Feb. 27 trade to BOS for Brad Boyes ... had four multi-point games, including a career-high three point effort Jan. 13 vs. LAK ... had two three-game point streaks, from Oct. 12 - 17 (3A) and Jan. 13 - 16 (2G, 3A) ... played his 100th NHL game Dec. 26 in NSH ... **BRUINS:** Added three points (1G, 2A) and 27 PIM in 20 games with Bruins ... played his first game as a Bruin Mar. 1 vs. PHI and recorded his first point as a Bruin with an assist in that game ... scored his first goal as a Bruin Mar. 10 in PHI.

**2005-06: RIVERMEN (AHL):** Recorded six points (2G, 4A) in 12 games before his Nov. 8 recall to STL for the remainder of the season ... **BLUES:** Played his first NHL game Nov. 9 at CBJ and recorded his first NHL point with an assist Nov. 12 at NSH ... scored his first NHL goal with the game-winning tally Dec. 1 vs. CBJ ... had a three-game goal streak from Jan. 17 - 20 ... did not dress for four STL games (coach's decision) and missed three games with a hand injury.

**2004-05: ICECATS (AHL):** Played his first professional season in Worcester (AHL), leading club defencemen in scoring and finishing third overall in the team's scoring race with 43 points (13G, 30A) in 79 games ... had eight multi-point games, including a five-point effort Oct. 16 vs. Springfield ... was a starter for the Canadian team in the AHL All-Star Game.

## JUNIOR

Recorded 251 points (96G, 155A) in 292 career games with Sudbury and London of the OHL.

**2003-04:** Led OHL defencemen in goals for a second-straight season (24) and led the league in plus/minus (+51) ... was named to the CHL Second All-Star Team.

**2001-02:** Led all OHL defencemen in goals (27) and tallied 69 points in 65 games with London.



**IN THE SYSTEM**




## Sena ACOLATSE

### #54 - DEFENCE

**BORN:** Hayward, CA  
**DATE:** November 28, 1990  
**HEIGHT:** 6'0"  
**WEIGHT:** 201 lbs.  
**SHOOTS:** Right

**HOW ACQUIRED:** Signed as a free agent on July 4, 2014

SEASON	CLUB	LEA.	REGULAR SEASON					PLAYOFFS				
			GP	G	A	PTS	PIM	GP	G	A	PTS	PIM
2006-07	Seattle	WHL	45	0	4	4	61	11	0	0	0	8
2007-08	Seattle	WHL	71	7	24	31	107	12	1	2	3	12
2008-09	Seattle	WHL	70	7	14	21	143	5	1	1	2	0
2009-10	Seattle	WHL	39	13	9	22	35	-	-	-	-	-
	Saskatoon	WHL	30	3	10	13	25	7	1	1	2	17
2010-11	Saskatoon	WHL	1	0	0	0	2	-	-	-	-	-
	Prince George	WHL	66	15	48	63	128	4	3	4	7	4
	Worcester	AHL	1	0	0	0	0	-	-	-	-	-
2011-12	Worcester	AHL	65	8	13	21	89	-	-	-	-	-
2012-13	Worcester	AHL	50	4	17	21	62	-	-	-	-	-
2013-14	Worcester	AHL	41	5	12	17	66	-	-	-	-	-
TOTAL		AHL	157	17	42	59	217	-	-	-	-	-
		WHL	322	45	109	154	501	39	6	8	14	41




## Ken AGOSTINO

### #51 - LEFT WING

**BORN:** Flanders, NJ  
**DATE:** April 30, 1992  
**HEIGHT:** 6'0"  
**WEIGHT:** 204 lbs.  
**SHOOTS:** Left

**DRAFTED:** PIT - 5th round, 140th overall in the 2010 NHL Draft  
**HOW ACQUIRED:** Trade with Pittsburgh along with Ben Hanowski and Pittsburgh's 1st round pick in the 2013 NHL Draft in exchange for Jarome Iginla on March 27, 2013

SEASON	CLUB	LEA.	REGULAR SEASON					PLAYOFFS				
			GP	G	A	PTS	PIM	GP	G	A	PTS	PIM
2010-11	Yale	ECAC	31	11	14	25	30	-	-	-	-	-
2011-12	Yale	ECAC	33	14	20	34	32	-	-	-	-	-
2012-13	Yale	ECAC	37	17	24	41	32	-	-	-	-	-
2013-14	Yale	ECAC	33	14	18	32	46	-	-	-	-	-
	Calgary	NHL	8	1	1	2	0	-	-	-	-	-
TOTAL		NHL	8	1	1	2	0	-	-	-	-	-
		ECAC	134	56	76	132	140	-	-	-	-	-



## Bill **ARNOLD** #46 - CENTRE

**BORN:** Needham, MA

**DATE:** May 13, 1992


**HEIGHT:** 6'0"

**WEIGHT:** 196 lbs.

**SHOOTS:** Right

**HOW ACQUIRED:** 4th round,  
108th overall in the 2010 NHL Draft

SEASON	CLUB	LEA.	REGULAR SEASON					PLAYOFFS				
			GP	G	A	PTS	PIM	GP	G	A	PTS	PIM
2009-10	US Dev.	USHL	26	8	15	23	20	-	-	-	-	-
2010-11	Boston College	H-EAST	39	10	10	20	38	-	-	-	-	-
2011-12	Boston College	H-EAST	42	17	19	36	46	-	-	-	-	-
2012-13	Boston College	H-EAST	38	17	18	35	40	-	-	-	-	-
2013-14	Boston College	H-EAST	40	14	39	53	51	-	-	-	-	-
	Calgary	NHL	1	0	0	0	0	-	-	-	-	-
TOTAL		NHL	1	0	0	0	0	-	-	-	-	-
		H-EAST	159	58	86	144	175	-	-	-	-	-
		USHL	26	8	15	23	20	-	-	-	-	-



## Sven **BAERTSCHI** #27 - LEFT WING

**BORN:** Langenthal, SUI

**DATE:** October 5, 1992

**HEIGHT:** 5'11"


**WEIGHT:** 188 lbs.

**SHOOTS:** Left

**HOW ACQUIRED:** 1st round,  
13th overall in the 2011 NHL Draft

SEASON	CLUB	LEA.	REGULAR SEASON					PLAYOFFS				
			GP	G	A	PTS	PIM	GP	G	A	PTS	PIM
2008-09	Langenthal	Swiss-B	1	0	0	0	0	-	-	-	-	-
2009-10	Langenthal	Swiss-B	37	6	5	11	10	-	-	-	-	-
2010-11	Portland	WHL	66	34	51	85	74	21	10	17	27	16
2011-12	Portland	WHL	47	33	61	94	36	22	14	20	34	10
	Calgary	NHL	5	3	0	3	4	-	-	-	-	-
	Switzerland	WJHC	2	0	0	0	0	-	-	-	-	-
2012-13	Abbotsford	AHL	32	10	16	26	16	-	-	-	-	-
	Calgary	NHL	20	3	7	10	6	-	-	-	-	-
2013-14	Calgary	NHL	26	2	9	11	6	-	-	-	-	-
	Abbotsford	AHL	41	13	16	29	18	4	0	1	1	6
TOTAL		NHL	51	8	16	24	16	-	-	-	-	-
		AHL	73	23	32	55	34	4	0	1	1	6
		WHL	113	67	112	179	110	43	24	37	61	26
		Swiss-B	38	6	5	11	10	-	-	-	-	-





## Sam **BENNETT** #63 - CENTRE

**BORN:** Holland Landing, ON

**DATE:** June 20, 1996


**HEIGHT:** 6'1"

**WEIGHT:** 183 lbs.

**SHOOTS:** Left

**HOW ACQUIRED:** 1st round,  
4th overall in the 2014 NHL Draft

SEASON	CLUB	LEA.	REGULAR SEASON					PLAYOFFS				
			GP	G	A	PTS	PIM	GP	G	A	PTS	PIM
2012-13	Kingston	OHL	60	18	22	40	87	4	0	3	3	2
2013-14	Kingston	OHL	57	36	55	91	118	7	5	4	9	18
<b>TOTAL</b>		<b>OHL</b>	<b>117</b>	<b>54</b>	<b>77</b>	<b>131</b>	<b>205</b>	<b>11</b>	<b>5</b>	<b>7</b>	<b>12</b>	<b>20</b>



## Chad **BILLINS** DEFENCE

**BORN:** Marysville, MI

**DATE:** May 26, 1989


**HEIGHT:** 5'8"

**WEIGHT:** 177 lbs.

**SHOOTS:** Left

**HOW ACQUIRED:** Signed as a  
free agent on July 5, 2013

SEASON	CLUB	LEA.	REGULAR SEASON					PLAYOFFS				
			GP	G	A	PTS	PIM	GP	G	A	PTS	PIM
2005-06	Alpena	NAHL	1	0	0	0	0	-	-	-	-	-
2006-07	Alpena	NAHL	61	7	18	25	98	-	-	-	-	-
2007-08	Waterloo	USHL	60	10	26	36	81	11	5	4	9	0
2008-09	Ferris State Univ.	CCHA	27	2	9	11	38	-	-	-	-	-
2009-10	Ferris State Univ.	CCHA	40	3	8	11	26	-	-	-	-	-
2010-11	Ferris State Univ.	CCHA	39	5	11	16	20	-	-	-	-	-
2011-12	Ferris State Univ.	CCHA	43	7	22	29	24	-	-	-	-	-
2012-13	Grand Rapids	AHL	76	10	27	37	40	24	2	12	14	12
2013-14	Abbotsford	AHL	65	10	31	41	40	4	0	2	2	2
<b>TOTAL</b>		<b>AHL</b>	<b>141</b>	<b>20</b>	<b>58</b>	<b>78</b>	<b>80</b>	<b>28</b>	<b>2</b>	<b>14</b>	<b>16</b>	<b>14</b>
		<b>CCHA</b>	<b>149</b>	<b>17</b>	<b>50</b>	<b>67</b>	<b>108</b>	-	-	-	-	-



## Doug **CARR** #40 - GOALTENDER

**BORN:** Hanover, MA  
**DATE:** March 12, 1989  
**HEIGHT:** 6'1"  
**WEIGHT:** 193 lbs.  
**CATCHES:** Left

**HOW ACQUIRED:** Signed as a free agent on April 4, 2014

REGULAR SEASON											PLAYOFFS						
SEASON	CLUB	LEA.	GP	W	L	T	MINS	GA	SO	GAA	GP	W	L	MINS	GA	SO	GAA
2007-08	Valley Jr.	EJHL	24	10	12	1	1326	68	1	3.08	-	-	-	-	-	-	-
2008-09	South Shore	EJHL	24	11	12	1	1333	83	0	3.74	-	-	-	-	-	-	-
2009-10	Cornwall	CJHL	38	27	6	3	2159	90	2	2.50	-	-	-	-	-	-	-
2010-11	Umass-Lowell	H-EAST	22	4	13	3	1157	70	0	3.63	-	-	-	-	-	-	-
2011-12	Umass-Lowell	H-EAST	33	22	10	1	1971	70	4	2.13	-	-	-	-	-	-	-
2012-13	Umass-Lowell	H-EAST	19	8	8	1	1052	49	0	2.79	-	-	-	-	-	-	-
2013-14	Umass-Lowell	H-EAST	12	8	2	2	731	22	0	1.80	-	-	-	-	-	-	-
2013-14	Abbotsford	AHL	2	1	0	1	125	4	1	1.92	-	-	-	-	-	-	-
<b>TOTAL</b>		AHL	2	1	0	1	125	4	1	1.92	-	-	-	-	-	-	-
		H-EAST	86	42	33	7	4911	211	4	2.58	-	-	-	-	-	-	-



## Austin **CARROLL** #62 - LEFT WING

**BORN:** Scottsdale, AZ  
**DATE:** March 26, 1994  
**HEIGHT:** 6'3"  
**WEIGHT:** 225 lbs.  
**SHOOTS:** Right

**HOW ACQUIRED:** 7th round, 184th overall in the 2014 NHL Draft

REGULAR SEASON								PLAYOFFS				
SEASON	CLUB	LEA.	GP	G	A	PTS	PIM	GP	G	A	PTS	PIM
2010-11	Coquitlam	BCHL	42	6	5	11	28	4	0	0	0	4
2011-12	Victoria	WHL	62	8	12	20	80	4	2	0	2	6
2012-13	Victoria	WHL	67	15	27	42	152	4	1	1	2	2
2013-14	Victoria	WHL	70	34	23	57	114	9	5	3	8	16
<b>TOTAL</b>		WHL	199	57	62	119	346	17	8	4	12	24
		BCHL	42	6	5	11	28	4	0	0	0	4



## Ryan **CULKIN** #67 - DEFENCE

**BORN:** Montreal, QC  
**DATE:** December 15, 1993  
**HEIGHT:** 6'2"  
**WEIGHT:** 195 lbs.  
**SHOOTS:** Left

**HOW ACQUIRED:** 5th round,  
 124th overall in the 2012 NHL Draft

SEASON	CLUB	LEA.	REGULAR SEASON					PLAYOFFS				
			GP	G	A	PTS	PIM	GP	G	A	PTS	PIM
2010-11	Quebec	QMJHL	40	6	5	11	12	18	0	5	5	4
2011-12	Quebec	QMJHL	60	6	19	25	28	10	0	7	7	8
2012-13	Quebec	QMJHL	67	5	40	45	46	11	2	4	6	10
2013-14	Quebec	QMJHL	38	5	31	36	26	-	-	-	-	-
	Drummondville	QMJHL	27	3	11	14	18	11	2	9	11	6
<b>TOTAL</b>		<b>QMJHL</b>	<b>232</b>	<b>25</b>	<b>106</b>	<b>131</b>	<b>130</b>	<b>50</b>	<b>4</b>	<b>25</b>	<b>29</b>	<b>28</b>



## Mark **CUNDARI** #42 - DEFENCE

**BORN:** Toronto, ON  
**DATE:** April 23, 1990  
**HEIGHT:** 5'9"  
**WEIGHT:** 200 lbs.  
**SHOOTS:** Left

**HOW ACQUIRED:** Trade with  
 St. Louis along with Reto Berra  
 and first round pick in the 2013  
 NHL Draft in exchange for Jay  
 Bouwmeester on April 1, 2013

SEASON	CLUB	LEA.	REGULAR SEASON					PLAYOFFS				
			GP	G	A	PTS	PIM	GP	G	A	PTS	PIM
2005-06	Vaughan	OPJHL	2	0	0	0	0	-	-	-	-	-
2006-07	Windsor	OHL	62	6	16	22	130	-	-	-	-	-
2007-08	Windsor	OHL	63	6	17	23	141	3	0	0	0	10
2008-09	Windsor	OHL	60	10	22	32	143	20	1	8	9	38
2009-10	Windsor	OHL	63	8	46	54	139	19	3	15	18	42
2010-11	Peoria	AHL	69	10	20	30	106	3	0	1	1	4
2011-12	Peoria	AHL	48	3	12	15	62	-	-	-	-	-
2012-13	Peoria	AHL	56	7	18	25	80	-	-	-	-	-
	Abbotsford	AHL	2	0	3	3	13	-	-	-	-	-
	Calgary	NHL	4	1	2	3	2	-	-	-	-	-
2013-14	Abbotsford	AHL	32	4	6	10	45	-	-	-	-	-
	Chicago	AHL	24	5	8	13	28	9	1	2	3	10
	Calgary	NHL	4	0	0	0	0	-	-	-	-	-
<b>TOTAL</b>		<b>NHL</b>	<b>8</b>	<b>1</b>	<b>2</b>	<b>3</b>	<b>2</b>	<b>-</b>	<b>-</b>	<b>-</b>	<b>-</b>	<b>-</b>
		<b>AHL</b>	<b>231</b>	<b>29</b>	<b>67</b>	<b>96</b>	<b>334</b>	<b>12</b>	<b>1</b>	<b>3</b>	<b>4</b>	<b>14</b>
		<b>OHL</b>	<b>248</b>	<b>30</b>	<b>101</b>	<b>131</b>	<b>553</b>	<b>42</b>	<b>4</b>	<b>23</b>	<b>27</b>	<b>90</b>



## Matthew DeBlouw

### #95 - CENTRE

**BORN:** Chesterfield, MI  
**DATE:** September 17, 1993  
**HEIGHT:** 6'1"  
**WEIGHT:** 180 lbs.  
**SHOOTS:** Left

**HOW ACQUIRED:** 7th round,  
 186th overall in the 2012 NHL Draft

SEASON	CLUB	LEA.	REGULAR SEASON					PLAYOFFS				
			GP	G	A	PTS	PIM	GP	G	A	PTS	PIM
2010-11	Muskegon	USHL	33	2	4	6	51	6	3	5	8	6
2011-12	Muskegon	USHL	58	11	23	34	50	-	-	-	-	-
2012-13	Michigan St.	CCHA	42	10	11	21	34	-	-	-	-	-
2013-14	Michigan St.	CCHA	23	0	4	4	17	-	-	-	-	-
	<b>TOTAL</b>	CCHA	65	10	15	25	51	-	-	-	-	-
		USHL	91	13	27	40	101	6	3	5	8	6



## Turner Elson

### #65 - LEFT WING

**BORN:** St. Albert, AB  
**DATE:** September 13, 1992  
**HEIGHT:** 6'0"  
**WEIGHT:** 190 lbs.  
**SHOOTS:** Left

**HOW ACQUIRED:** Signed as a  
 free agent on September 22, 2011

SEASON	CLUB	LEA.	REGULAR SEASON					PLAYOFFS				
			GP	G	A	PTS	PIM	GP	G	A	PTS	PIM
2009-10	Red Deer	WHL	66	9	8	17	94	4	0	0	0	4
2010-11	Red Deer	WHL	68	16	15	31	124	9	0	4	4	23
2011-12	Red Deer	WHL	56	21	25	46	59	-	-	-	-	-
	Abbotsford	AHL	1	0	0	0	2	-	-	-	-	-
2012-13	Red Deer	WHL	64	26	31	57	60	9	5	4	9	6
	Abbotsford	AHL	2	0	0	0	0	-	-	-	-	-
2013-14	Abbotsford	AHL	37	2	1	3	19	-	-	-	-	-
	Alaska	ECHL	18	5	10	5	18	21	7	4	11	16
	<b>TOTAL</b>	AHL	40	2	1	3	21	-	-	-	-	-
		ECHL	18	5	10	15	18	21	7	4	11	16
		WHL	254	72	79	151	337	22	5	8	13	33



## Michael FERLAND

### #79 - LEFT WING

**BORN:** Brandon, MB

**DATE:** April 20, 1992

**HEIGHT:** 6'2"

**WEIGHT:** 210 lbs.

**SHOOTS:** Left

**HOW ACQUIRED:** 5th round,  
133rd overall in the 2010 NHL Draft

SEASON	CLUB	LEA.	REGULAR SEASON					PLAYOFFS				
			GP	G	A	PTS	PIM	GP	G	A	PTS	PIM
2008-09	Beausejour	MJHL	1	0	0	0	0	-	-	-	-	-
2009-10	Brandon	WHL	61	9	19	28	85	15	3	1	4	8
2010-11	Brandon	WHL	56	23	33	56	110	6	4	2	6	4
2011-12	Brandon	WHL	68	47	49	96	84	8	3	3	6	6
2012-13	Saskatoon	WHL	26	8	21	29	18	4	0	0	0	2
	Brandon	WHL	4	1	1	2	4	-	-	-	-	-
	Abbotsford	AHL	7	0	0	0	10	-	-	-	-	-
	Utah	ECHL	3	0	1	1	5	-	-	-	-	-
2013-14	Abbotsford	AHL	25	6	12	18	31	-	-	-	-	-
	<b>TOTAL</b>	AHL	32	6	12	18	41	-	-	-	-	-
		ECHL	3	0	1	1	5	-	-	-	-	-
		WHL	215	88	123	211	301	33	10	6	16	20
		MJHL	1	0	0	0	0	-	-	-	-	-



## John GAUDREAU

### #53 - LEFT WING

**BORN:** Carneys Point, NJ

**DATE:** August 13, 1993

**HEIGHT:** 5'9"

**WEIGHT:** 157 lbs.

**SHOOTS:** Left

**HOW ACQUIRED:** 4th round,  
104th overall in the 2011 NHL Draft

SEASON	CLUB	LEA.	REGULAR SEASON					PLAYOFFS				
			GP	G	A	PTS	PIM	GP	G	A	PTS	PIM
2010-11	Dubuque	USHL	60	36	36	72	36	11	5	6	11	6
2011-12	Boston Coll.	H-EAST	44	21	23	44	20	-	-	-	-	-
2012-13	Boston Coll.	H-EAST	35	21	30	51	29	-	-	-	-	-
	USA U-20	WJHC	7	7	2	9	4	-	-	-	-	-
2013-14	Boston Coll.	H-EAST	40	36	44	80	14	-	-	-	-	-
	Calgary	NHL	1	1	0	1	0	-	-	-	-	-
<b>TOTAL</b>		NHL	1	1	0	1	0	-	-	-	-	-
		H-EAST	119	78	97	175	63	-	-	-	-	-
		USHL	60	36	36	72	36	11	5	6	11	6



# Jon GILLIES

## #82 - GOALTENDER

**BORN:** South Portland, ME

**DATE:** January 22, 1994

**HEIGHT:** 6'6"


**WEIGHT:** 220 lbs.

**CATCHES:** Left

**HOW ACQUIRED:** 3rd round,

75th overall in the 2012 NHL Draft

		REGULAR SEASON										PLAYOFFS					
SEASON	CLUB	LEA.	GP	W	L	T	MINS	GA	SO	GAA	GP	W	L	MINS	GA	SO	GAA
2010-11	Indiana	USHL	25	15	6	2	1447	68	3	2.82	-	-	-	-	-	-	-
2011-12	Indiana	USHL	53	31	11	9	2967	137	3	2.77	-	-	-	-	-	-	-
2012-13	Providence	H-EAST	35	17	12	6	2105	73	5	2.08	-	-	-	-	-	-	-
2013-14	Providence	H-EAST	34	19	9	5	2027	73	4	2.16	-	-	-	-	-	-	-
	USA U-20	WJHC	4	2	2	0	238	11	0	2.77	-	-	-	-	-	-	-
	<b>TOTAL</b>	H-EAST	69	36	21	11	4132	146	9	2.12	-	-	-	-	-	-	-
		USHL	78	46	17	11	4414	205	6	2.79	-	-	-	-	-	-	-




# Trevor GILLIES

## #41 - LEFT WING

**BORN:** Cambridge, ON  
**DATE:** January 30, 1979  
**HEIGHT:** 6'2"  
**WEIGHT:** 224 lbs.  
**SHOOTS:** Left

**HOW ACQUIRED:** Signed as a free agent on January 30, 2014

SEASON	CLUB	LEA.	REGULAR SEASON					PLAYOFFS				
			GP	G	A	PTS	PIM	GP	G	A	PTS	PIM
1995-96	Caledon	MetJHL	49	2	6	8	186	-	-	-	-	-
1996-97	North Bay	OHL	26	0	3	3	72	-	-	-	-	-
1997-98	North Bay	OHL	2	0	0	0	4	-	-	-	-	-
	Sarnia	OHL	17	0	1	1	33	-	-	-	-	-
1998-99	Oshawa	OHL	45	1	2	3	184	7	0	1	1	12
	Oshawa	OHL	66	6	9	15	270	11	0	2	2	28
1999-00	Mississippi	ECHL	53	0	6	6	202	-	-	-	-	-
	Lowell	AHL	8	0	0	0	38	-	-	-	-	-
2000-01	Greensboro	ECHL	63	1	6	7	303	-	-	-	-	-
	Worcester	AHL	-	-	-	-	-	6	0	0	0	24
2001-02	Augusta	ECHL	46	0	1	1	269	-	-	-	-	-
	Richmond	ECHL	18	0	1	1	51	-	-	-	-	-
	Providence	AHL	5	0	0	0	21	-	-	-	-	-
2002-03	Lowell	AHL	25	0	1	1	132	-	-	-	-	-
	Richmond	ECHL	6	0	0	0	20	-	-	-	-	-
	Peoria	ECHL	24	0	1	1	180	-	-	-	-	-
2003-04	Springfield	AHL	61	2	1	3	277	-	-	-	-	-
2004-05	Hartford	AHL	49	0	2	2	277	-	-	-	-	-
2005-06	Portland	AHL	50	2	3	5	169	4	0	0	0	0
	Anaheim	NHL	1	0	0	0	21	-	-	-	-	-
2006-07	Portland	AHL	51	1	6	7	151	-	-	-	-	-
	Augusta	ECHL	7	0	2	2	23	-	-	-	-	-
2007-08	Albany	AHL	51	1	1	2	112	7	0	0	0	19
2008-09	Albany	AHL	30	0	0	0	125	-	-	-	-	-
2009-10	Bridgeport	AHL	24	1	0	1	169	-	-	-	-	-
	NY Islanders	NHL	14	0	1	1	75	-	-	-	-	-
2010-11	NY Islanders	NHL	39	2	0	2	165	-	-	-	-	-
2011-12	NY Islanders	NHL	3	0	0	0	0	-	-	-	-	-
	Bridgeport	AHL	26	1	0	1	65	-	-	-	-	-
2012-13	Chekhov Vityaz	KHL	24	0	0	0	95	-	-	-	-	-
2013-14	HIFK Helsinki	SM-liiga	3	0	0	0	54	-	-	-	-	-
	Orlando	ECHL	5	0	0	0	21	-	-	-	-	-
	Abbotsford	AHL	9	0	0	0	12	3	0	0	0	0
<b>TOTAL</b>		NHL	<b>57</b>	<b>2</b>	<b>1</b>	<b>3</b>	<b>261</b>	<b>-</b>	<b>-</b>	<b>-</b>	<b>-</b>	<b>-</b>
		AHL	<b>389</b>	<b>8</b>	<b>14</b>	<b>22</b>	<b>1548</b>	<b>20</b>	<b>0</b>	<b>0</b>	<b>0</b>	<b>43</b>
		ECHL	<b>222</b>	<b>1</b>	<b>17</b>	<b>18</b>	<b>1069</b>	<b>-</b>	<b>-</b>	<b>-</b>	<b>-</b>	<b>-</b>
		OHL	<b>156</b>	<b>7</b>	<b>15</b>	<b>22</b>	<b>563</b>	<b>18</b>	<b>0</b>	<b>3</b>	<b>3</b>	<b>40</b>



## John GILMOUR

### #83 - DEFENCE

**BORN:** Montreal, QC

**DATE:** May 17, 1993

**HEIGHT:** 5'11"

**WEIGHT:** 180 lbs.

**SHOOTS:** Left

**HOW ACQUIRED:** 7th round,  
198th overall in the 2013 NHL Draft

SEASON	CLUB	LEA.	REGULAR SEASON					PLAYOFFS				
			GP	G	A	PTS	PIM	GP	G	A	PTS	PIM
2011-12	Cedar Rap.	USHL	58	10	14	24	14	2	0	1	1	0
2012-13	Providence	H-EAST	38	4	9	13	35	-	-	-	-	-
2013-14	Providence	H-EAST	39	5	13	18	22	-	-	-	-	-
<b>TOTAL</b>		H-EAST	<b>77</b>	<b>9</b>	<b>22</b>	<b>31</b>	<b>57</b>	-	-	-	-	-
		USHL	<b>58</b>	<b>10</b>	<b>14</b>	<b>24</b>	<b>14</b>	<b>2</b>	<b>0</b>	<b>1</b>	<b>1</b>	<b>0</b>



## Markus GRANLUND

### #60 - CENTRE

**BORN:** Oulu, FIN

**DATE:** April 16, 1993

**HEIGHT:** 6'0"


**WEIGHT:** 179 lbs.

**SHOOTS:** Left

**HOW ACQUIRED:** 2nd round,  
45th overall in the 2011 NHL Draft

SEASON	CLUB	LEA.	REGULAR SEASON					PLAYOFFS				
			GP	G	A	PTS	PIM	GP	G	A	PTS	PIM
2010-11	HIFK Helsinki	Jr.A - FIN	40	20	32	52	49	-	-	-	-	-
	HIFK Helsinki	SM-liiga	2	0	0	0	0	-	-	-	-	-
2011-12	HIFK Helsinki	SM-liiga	47	15	19	34	18	-	-	-	-	-
	Finland	WJHC	7	2	5	7	6	-	-	-	-	-
2012-13	HIFK Helsinki	SM-liiga	50	10	20	30	18	5	1	2	3	4
	FIN U-20	WJHC	6	5	7	12	4	-	-	-	-	-
2013-14	Abbotsford	AHL	52	25	21	46	22	4	2	3	5	2
	Calgary	NHL	7	2	1	3	0	-	-	-	-	-
<b>TOTAL</b>		NHL	<b>7</b>	<b>2</b>	<b>1</b>	<b>3</b>	<b>0</b>	-	-	-	-	-
		AHL	<b>52</b>	<b>25</b>	<b>21</b>	<b>46</b>	<b>22</b>	<b>4</b>	<b>2</b>	<b>3</b>	<b>5</b>	<b>2</b>
		SM-liiga	<b>99</b>	<b>25</b>	<b>39</b>	<b>64</b>	<b>36</b>	<b>5</b>	<b>1</b>	<b>2</b>	<b>3</b>	<b>4</b>
		Jr.A - FIN	<b>40</b>	<b>20</b>	<b>32</b>	<b>52</b>	<b>49</b>	-	-	-	-	-






## Ben HANOWSKI

### #58 - RIGHT WING

**BORN:** Little Falls, MN  
**DATE:** October 18, 1990  
**HEIGHT:** 6'2"  
**WEIGHT:** 198 lbs.  
**SHOOTS:** Left

**DRAFTED:** PIT - 3rd round, 63rd overall in the 2009 NHL Draft  
**HOW ACQUIRED:** Trade with Pittsburgh along with Ken Agostino and Pittsburgh's 1st round pick in the 2013 NHL Draft in exchange for Jarome Iginla on March 27, 2013

SEASON	CLUB	LEA.	REGULAR SEASON					PLAYOFFS				
			GP	G	A	PTS	PIM	GP	G	A	PTS	PIM
2009-10	St. Cloud State	WCHA	43	9	10	19	19	-	-	-	-	-
2010-11	St. Cloud State	WCHA	37	13	7	20	18	-	-	-	-	-
2011-12	St. Cloud State	WCHA	39	23	20	43	25	-	-	-	-	-
2012-13	St. Cloud State	WCHA	37	17	14	31	18	-	-	-	-	-
	Calgary	NHL	5	1	0	1	0	-	-	-	-	-
2013-14	Abbotsford	AHL	55	13	18	31	18	4	0	1	1	2
	Calgary	NHL	11	0	2	2	2	-	-	-	-	-
TOTAL		NHL	16	1	2	3	2	-	-	-	-	-
		AHL	55	13	18	31	18	4	0	1	1	2
		WCHA	156	62	51	113	80	-	-	-	-	-




## Tim HARRISON

### #97 - RIGHT WING

**BORN:** Duxbury, MA  
**DATE:** January 11, 1994  
**HEIGHT:** 6'3"  
**WEIGHT:** 200 lbs.  
**SHOOTS:** Right

**HOW ACQUIRED:** 6th round, 157th overall in the 2013 NHL Draft

SEASON	CLUB	LEA.	REGULAR SEASON					PLAYOFFS				
			GP	G	A	PTS	PIM	GP	G	A	PTS	PIM
2012-13	Dexter	HIGH-MA	28	24	27	51	56	-	-	-	-	-
2013-14	Colgate	ECAC	34	0	5	5	20	-	-	-	-	-
TOTAL		ECAC	34	0	5	5	20	-	-	-	-	-
		HIGH-MA	28	24	27	51	56	-	-	-	-	-



## Garnet **HATHAWAY** #64 - CENTRE

**BORN:** Kennebunkport, ME

**DATE:** November 23, 1991


**HEIGHT:** 6'2"

**WEIGHT:** 210 lbs.

**SHOOTS:** Right

**HOW ACQUIRED:** Signed as a free agent on March 14, 2014

SEASON	CLUB	LEA.	REGULAR SEASON					PLAYOFFS				
			GP	G	A	PTS	PIM	GP	G	A	PTS	PIM
2010-11	Brown	ECAC	31	5	9	14	42	-	-	-	-	-
2011-12	Brown	ECAC	26	3	5	8	48	-	-	-	-	-
2012-13	Brown	ECAC	33	6	15	21	47	-	-	-	-	-
2013-14	Brown	ECAC	31	6	9	15	41	-	-	-	-	-
	Abbotsford	AHL	8	0	0	0	10	1	0	0	0	10
<b>TOTAL</b>		AHL	<b>8</b>	<b>0</b>	<b>0</b>	<b>0</b>	<b>10</b>	<b>1</b>	<b>0</b>	<b>0</b>	<b>0</b>	<b>10</b>
		ECAC	<b>121</b>	<b>20</b>	<b>38</b>	<b>58</b>	<b>178</b>	-	-	-	-	-



## Brandon **HICKEY** #74 - DEFENCE

**BORN:** Leduc, AB

**DATE:** April 13, 1996

**HEIGHT:** 6'2"

**WEIGHT:** 180 lbs.

**SHOOTS:** Left

**HOW ACQUIRED:** 3rd round, 64th overall in 2014 NHL Draft

SEASON	CLUB	LEA.	REGULAR SEASON					PLAYOFFS				
			GP	G	A	PTS	PIM	GP	G	A	PTS	PIM
2011-12	Spruce Grove	AJHL	2	0	0	0	2	-	-	-	-	-
2012-13	Spruce Grove	AJHL	55	1	6	7	11	16	0	0	0	12
2013-14	Spruce Grove	AJHL	49	4	18	22	29	13	0	5	5	4
<b>TOTAL</b>		AJHL	<b>106</b>	<b>5</b>	<b>24</b>	<b>29</b>	<b>42</b>	<b>29</b>	<b>0</b>	<b>5</b>	<b>5</b>	<b>16</b>




## Mark **JANKOWSKI** #77 - CENTRE

**BORN:** Hamilton, ON  
**DATE:** September 13, 1994  
**HEIGHT:** 6'4"  
**WEIGHT:** 185 lbs.  
**SHOOTS:** Left

**HOW ACQUIRED:** 1st round,  
 21st overall in the 2012 NHL Draft

SEASON	CLUB	LEA.	REGULAR SEASON					PLAYOFFS				
			GP	G	A	PTS	PIM	GP	G	A	PTS	PIM
2011-12	Stanstead	High/QC	57	53	41	94	N/A	-	-	-	-	-
2012-13	Providence	H-EAST	34	7	11	18	10	-	-	-	-	-
2013-14	Providence	H-EAST	39	13	12	25	14	-	-	-	-	-
<b>TOTAL</b>		H-EAST	<b>73</b>	<b>20</b>	<b>23</b>	<b>43</b>	<b>24</b>	-	-	-	-	-
		High/QC	<b>57</b>	<b>53</b>	<b>41</b>	<b>94</b>	<b>N/A</b>	-	-	-	-	-




## Josh **JOORIS** #86 - CENTRE

**BORN:** Burlington, ON  
**DATE:** July 14, 1990  
**HEIGHT:** 6'1"  
**WEIGHT:** 190 lbs.  
**SHOOTS:** Right

**HOW ACQUIRED:** Signed as a  
 free agent on July 30, 2013

SEASON	CLUB	LEA.	REGULAR SEASON					PLAYOFFS				
			GP	G	A	PTS	PIM	GP	G	A	PTS	PIM
2008-09	Burlington	OJHL	42	8	26	34	36	-	-	-	-	-
2009-10	Burlington	OJHL	50	26	90	116	42	-	-	-	-	-
2010-11	Union Coll.	ECAC	40	9	23	32	18	-	-	-	-	-
2011-12	Union Coll.	ECAC	38	8	20	28	30	-	-	-	-	-
2012-13	Union Coll.	ECAC	39	12	16	28	46	-	-	-	-	-
2013-14	Abbotsford	AHL	73	11	16	27	67	1	0	0	0	2
<b>TOTALS</b>		AHL	<b>73</b>	<b>11</b>	<b>16</b>	<b>27</b>	<b>67</b>	<b>1</b>	<b>0</b>	<b>0</b>	<b>0</b>	<b>2</b>
		ECAC	<b>117</b>	<b>29</b>	<b>59</b>	<b>88</b>	<b>94</b>	-	-	-	-	-
		OJHL	<b>92</b>	<b>34</b>	<b>116</b>	<b>150</b>	<b>78</b>	-	-	-	-	-



## Keegan **KANZIG** #73 - DEFENCE

**BORN:** Athabasca, AB  
**DATE:** February 26, 1995  
**HEIGHT:** 6'6"  
**WEIGHT:** 250 lbs.  
**SHOOTS:** Left

**HOW ACQUIRED:** 3rd round,  
 67th overall in the 2013 NHL Draft

SEASON	CLUB	LEA.	REGULAR SEASON					PLAYOFFS				
			GP	G	A	PTS	PIM	GP	G	A	PTS	PIM
2011-12	Victoria	WHL	63	0	2	2	66	4	0	0	0	8
2012-13	Victoria	WHL	70	0	7	7	159	6	1	0	1	10
2013-14	Victoria	WHL	63	3	5	8	99	7	0	1	1	17
<b>TOTAL</b>		<b>WHL</b>	<b>196</b>	<b>3</b>	<b>14</b>	<b>17</b>	<b>324</b>	<b>17</b>	<b>1</b>	<b>1</b>	<b>2</b>	<b>35</b>




## Morgan **KLIMCHUK** #52 - LEFT WING

**BORN:** Calgary, AB  
**DATE:** March 2, 1995  
**HEIGHT:** 6'0"  
**WEIGHT:** 177 lbs.  
**SHOOTS:** Left

**HOW ACQUIRED:** 1st round,  
 28th overall in the 2013 NHL Draft

SEASON	CLUB	LEA.	REGULAR SEASON					PLAYOFFS				
			GP	G	A	PTS	PIM	GP	G	A	PTS	PIM
2010-11	Regina	WHL	5	0	1	1	0	-	-	-	-	-
2011-12	Regina	WHL	67	18	18	36	27	5	0	1	1	2
2012-13	Regina	WHL	72	36	40	76	20	-	-	-	-	-
2013-14	Regina	WHL	57	30	44	74	27	4	3	2	5	2
	Abbotsford	AHL	4	0	0	0	4	-	-	-	-	-
<b>TOTAL</b>		<b>AHL</b>	<b>4</b>	<b>0</b>	<b>0</b>	<b>0</b>	<b>4</b>	<b>-</b>	<b>-</b>	<b>-</b>	<b>-</b>	<b>-</b>
		<b>WHL</b>	<b>201</b>	<b>84</b>	<b>103</b>	<b>187</b>	<b>74</b>	<b>9</b>	<b>3</b>	<b>3</b>	<b>6</b>	<b>4</b>



## Corban **KNIGHT** #10 - CENTRE

**BORN:** High River, AB  
**DATE:** September 10, 1990  
**HEIGHT:** 6'1"  
**WEIGHT:** 186 lbs.  
**SHOOTS:** Right

**DRAFTED:** FLA - 5th round,  
 135th overall in the 2009 NHL Draft  
**HOW ACQUIRED:** Traded from  
 Florida in exchange for Calgary's  
 4th pick from the 2013 NHL Draft on  
 June 18, 2013

SEASON	CLUB	LEA.	REGULAR SEASON					PLAYOFFS				
			GP	G	A	PTS	PIM	GP	G	A	PTS	PIM
2007-08	Okotoks	AJHL	4	1	0	1	0	7	0	0	0	0
2008-09	Okotoks	AJHL	61	34	38	72	55	9	10	2	12	12
2009-10	North Dakota	WCHA	37	6	7	13	35	-	-	-	-	-
2010-11	North Dakota	WCHA	44	14	30	44	34	-	-	-	-	-
2011-12	North Dakota	WCHA	39	16	24	40	36	-	-	-	-	-
2012-13	North Dakota	WCHA	41	16	33	49	40	-	-	-	-	-
2013-14	Abbotsford	AHL	70	18	26	44	50	2	0	1	1	2
	Calgary	NHL	7	1	0	1	0	-	-	-	-	-
TOTAL	NHL	7	1	0	1	0	-	-	-	-	-	
	AHL	70	18	26	44	50	2	0	1	1	2	
	WCHA	161	52	94	146	145	-	-	-	-	-	
	AJHL	65	35	38	73	55	16	10	2	12	12	




## Brett **KULAK** #61 - DEFENCE

**BORN:** Stony Plain, AB  
**DATE:** January 6, 1994  
**HEIGHT:** 6'2"  
**WEIGHT:** 186 lbs.  
**SHOOTS:** Left

**HOW ACQUIRED:** 4th round,  
 105th overall in the 2012 NHL Draft

SEASON	CLUB	LEA.	REGULAR SEASON					PLAYOFFS				
			GP	G	A	PTS	PIM	GP	G	A	PTS	PIM
2010-11	Vancouver	WHL	3	0	0	0	0	-	-	-	-	-
2011-12	Vancouver	WHL	72	9	15	24	22	6	0	4	4	2
2012-13	Vancouver	WHL	72	12	32	44	34	-	-	-	-	-
	Abbotsford	AHL	4	0	0	0	0	-	-	-	-	-
2013-14	Vancouver	WHL	69	14	46	60	51	4	1	2	3	7
	Abbotsford	AHL	6	1	2	3	2	4	0	0	0	2
TOTAL	AHL	10	1	2	3	2	4	0	0	0	2	
	WHL	216	35	93	128	107	10	1	6	7	9	




## Mason McDONALD

### #72 - GOALTENDER

**BORN:** Halifax, NS  
**DATE:** April 23, 1996  
**HEIGHT:** 6'4"  
**WEIGHT:** 189 lbs.  
**CATCHES:** Right

**HOW ACQUIRED:** 2nd round,  
 34th overall in 2014 NHL Draft

REGULAR SEASON											PLAYOFFS						
SEASON	CLUB	LEA.	GP	W	L	T	MINS	GA	SO	GAA	GP	W	L	MINS	GA	SO	GAA
2012-13	Acadie-Bath.	QMJHL	26	6	8	3	1004	79	1	4.72	-	-	-	-	-	-	-
2013-14	Acadie-Bath.	QMJHL	13	3	7	1	655	39	0	3.57	-	-	-	-	-	-	-
	Charlottetown	QMJHL	16	5	8	2	519	53	0	3.35	4	0	4	201	22	0	6.58
<b>TOTAL</b>		QMJHL	55	14	23	6	2178	171	1	4.71	4	0	4	201	22	0	6.58




## Adam OLLAS MATTSSON

### DEFENCE

**BORN:** Stockholm, SWE  
**DATE:** July 30, 1996  
**HEIGHT:** 6'4"  
**WEIGHT:** 210 lbs.  
**SHOOTS:** Left

**HOW ACQUIRED:** 6th round,  
 175th overall in the 2014 NHL Draft

REGULAR SEASON											PLAYOFFS				
SEASON	CLUB	LEA.	GP	G	A	PTS	PIM	GP	G	A	PTS	PIM			
2013-14	Djurgardens	SWE-Jr	33	1	8	9	42	-	-	-	-	-			
	Djurgardens	SWE-1	6	0	2	2	4	-	-	-	-	-			
<b>TOTAL</b>		SWE-1	6	0	2	2	4	-	-	-	-	-			
		SWE-Jr	33	1	8	9	42	-	-	-	-	-			



## Joni **ORTIO** #37 - GOALTENDER

**BORN:** Turku, FIN  
**DATE:** April 16, 1991  
**HEIGHT:** 6'2"  
**WEIGHT:** 193 lbs.  
**CATCHES:** Left

**HOW ACQUIRED:** 6th round,  
 171st overall in the 2009 NHL Draft

SEASON	CLUB	LEA.	REGULAR SEASON									PLAYOFFS					
			GP	MINS	GA	SO	GAA	W	L	T	GP	MINS	W	L	SO	GA	GAA
2009-10	TPS Turku	SM-liiga	3	108	8	0	4.45	1	0	0	-	-	-	-	-	-	-
2010-11	Abbotsford	AHL	1	60	6	0	6.03	-	-	-	-	-	-	-	-	-	
2011-12	Abbotsford	AHL	9	387	19	0	2.94	1	4	0	-	-	-	-	-	-	
	TPS Turku	SM-liiga	14	753	33	2	2.63	3	6	3	2	87	0	1	0	3	2.06
2012-13	HIFK	SM-liiga	54	3120	126	4	2.42	23	20	9	8	481	3	5	0	20	2.49
2013-14	Alaska	ECHL	4	238	4	2	1.01	3	1	0	-	-	-	-	-	-	
	Abbotsford	AHL	37	2133	83	2	2.33	27	8	0	4	250	1	3	0	12	2.88
	Calgary	NHL	10	529	25	0	2.84	4	5	0	-	-	-	-	-	-	
<b>TOTAL</b>	<b>NHL</b>	<b>10</b>	<b>529</b>	<b>25</b>	<b>0</b>	<b>2.84</b>	<b>4</b>	<b>5</b>	<b>0</b>	-	-	-	-	-	-	-	
	<b>AHL</b>	<b>47</b>	<b>2580</b>	<b>108</b>	<b>2</b>	<b>2.51</b>	<b>28</b>	<b>12</b>	<b>0</b>	-	-	-	-	-	-	-	




## Emile **POIRIER** #57 - RIGHT WING

**BORN:** Montreal, QC  
**DATE:** December 14, 1994  
**HEIGHT:** 6'1"  
**WEIGHT:** 184 lbs.  
**SHOOTS:** Left

**HOW ACQUIRED:** 1st round,  
 22nd overall in the 2013 NHL Draft

SEASON	CLUB	LEA.	REGULAR SEASON					PLAYOFFS				
			GP	G	A	PTS	PIM	GP	G	A	PTS	PIM
2011-12	Gatineau	QMJHL	67	15	25	40	53	4	1	0	1	8
2012-13	Gatineau	QMJHL	65	32	38	70	101	10	6	4	10	14
2013-14	Gatineau	QMJHL	63	43	44	87	129	9	7	3	10	26
	Abbotsford	AHL	2	2	2	4	0	3	1	0	1	2
<b>TOTAL</b>	<b>AHL</b>	<b>2</b>	<b>2</b>	<b>2</b>	<b>4</b>	<b>0</b>	<b>3</b>	<b>1</b>	<b>0</b>	<b>1</b>	<b>2</b>	
	<b>QMJHL</b>	<b>195</b>	<b>90</b>	<b>107</b>	<b>197</b>	<b>283</b>	<b>23</b>	<b>14</b>	<b>7</b>	<b>21</b>	<b>48</b>	



# Corey POTTER


## #28 - DEFENCE

**BORN:** Lansing, MI  
**DATE:** January 5, 1984  
**HEIGHT:** 6'3"  
**WEIGHT:** 205 lbs.  
**SHOOTS:** Right

**DRAFTED:** NYR - 4th round,  
 122nd overall in the 2003 NHL Draft  
**HOW ACQUIRED:** Signed as a  
 free agent on September 5, 2014

SEASON	CLUB	LEA.	REGULAR SEASON					PLAYOFFS				
			GP	G	A	PTS	PIM	GP	G	A	PTS	PIM
2000-01	USNTDP U-18	NAHL	53	4	4	8	20	-	-	-	-	-
2001-02	U.S. Jr National	USHL	13	2	2	4	12	-	-	-	-	-
	USNTDP U-18	NAHL	10	0	3	3	4	-	-	-	-	-
2002-03	Michigan State	CCHA	35	4	4	8	30	-	-	-	-	-
2003-04	Michigan State	CCHA	38	0	8	8	63	-	-	-	-	-
2004-05	Michigan State	CCHA	32	0	6	6	73	-	-	-	-	-
2005-06	Michigan State	CCHA	45	4	18	22	117	-	-	-	-	-
2006-07	Charlotte	ECHL	43	6	13	19	56	-	-	-	-	-
	Hartford	AHL	30	2	8	10	21	7	1	4	5	12
2007-08	Hartford	AHL	80	5	27	32	102	5	0	1	1	14
2008-09	Hartford	AHL	67	10	22	32	82	6	1	3	4	23
	NY Rangers	NHL	5	1	1	2	0	-	-	-	-	-
2009-10	Hartford	AHL	69	4	24	28	54	-	-	-	-	-
	NY Rangers	NHL	3	0	0	0	2	-	-	-	-	-
2010-11	Wilkes-Barre/Scranton	AHL	75	7	30	37	52	12	2	7	9	10
	Pittsburgh	NHL	1	0	0	0	0	-	-	-	-	-
2011-12	Edmonton	NHL	62	4	17	21	24	-	-	-	-	-
2012-13	Vienna	Austria	17	1	3	4	10	-	-	-	-	-
	Edmonton	NHL	33	3	1	4	6	-	-	-	-	-
2013-14	Oklahoma City	AHL	6	0	1	1	4	-	-	-	-	-
	Edmonton	NHL	16	0	5	5	21	-	-	-	-	-
	Boston	NHL	3	0	0	0	0	1	0	0	0	0
<b>TOTAL</b>		NHL	123	8	24	32	53	1	0	0	0	0
		AHL	327	28	112	140	315	30	4	15	19	59
		ECHL	43	6	13	19	56	-	-	-	-	-
		Austria	17	1	3	4	10	-	-	-	-	-
		CCHA	150	8	36	44	283	-	-	-	-	-
		NAHL	63	4	7	11	24	-	-	-	-	-
	USHL	13	2	2	4	12	-	-	-	-	-	





## Rushan **RAFIKOV** DEFENCE

**BORN:** Saratov, RUS

**DATE:** May 15, 1995


**HEIGHT:** 6'1"

**WEIGHT:** 185 lbs.

**SHOOTS:** Left

**HOW ACQUIRED:** 7th round,  
187th overall in the 2013 NHL Draft

SEASON	CLUB	LEA.	REGULAR SEASON					PLAYOFFS				
			GP	G	A	PTS	PIM	GP	G	A	PTS	PIM
2012-13	Yaroslavl 2	RUS-JR	53	1	9	10	38	-	-	-	-	-
2013-14	Yaroslavl	KHL	47	8	12	20	46	7	0	0	0	2
<b>TOTALS</b>		KHL	<b>47</b>	<b>8</b>	<b>12</b>	<b>20</b>	<b>46</b>	<b>7</b>	<b>0</b>	<b>0</b>	<b>0</b>	<b>2</b>
		RUS-JR	53	1	9	10	38	-	-	-	-	-



## John **RAMAGE** #55 - DEFENCE

**BORN:** St. Louis, MO

**DATE:** February 7, 1991

**HEIGHT:** 6'0"

**WEIGHT:** 195 lbs.

**SHOOTS:** Right

**HOW ACQUIRED:** 4th round,  
103rd overall in the 2010 NHL Draft

SEASON	CLUB	LEA.	REGULAR SEASON					PLAYOFFS				
			GP	G	A	PTS	PIM	GP	G	A	PTS	PIM
2007-08	St. Louis	NAHL	45	4	5	9	75	-	-	-	-	-
2008-09	US U18	NAHL	14	1	4	5	12	-	-	-	-	-
	US U18	IND	54	2	8	10	44	-	-	-	-	-
2009-10	U of Wisc.	WCHA	41	2	10	12	51	-	-	-	-	-
2010-11	U of Wisc.	WCHA	37	1	10	11	59	-	-	-	-	-
2011-12	U of Wisc.	WCHA	37	3	7	10	62	-	-	-	-	-
2012-13	U of Wisc.	WCHA	42	8	12	20	65	-	-	-	-	-
2013-14	Abbotsford	AHL	50	0	1	1	46	-	-	-	-	-
	Alaska	ECHL	6	1	0	1	6	20	4	9	13	20
<b>TOTAL</b>		AHL	<b>50</b>	<b>0</b>	<b>1</b>	<b>1</b>	<b>46</b>	-	-	-	-	-
		ECHL	6	1	0	1	6	20	4	9	13	20
		WCHA	157	14	39	53	237	-	-	-	-	-
		NAHL	59	5	9	14	87	-	-	-	-	-




## Maxwell REINHART

### #59 - CENTRE

**BORN:** Vancouver, BC  
**DATE:** February 4, 1992  
**HEIGHT:** 6'1"  
**WEIGHT:** 191 lbs.  
**SHOOTS:** Left

**HOW ACQUIRED:** 3rd round,  
 64th overall in the 2010 NHL Draft

SEASON	CLUB	LEA.	REGULAR SEASON					PLAYOFFS				
			GP	G	A	PTS	PIM	GP	G	A	PTS	PIM
2007-08	Langley	BCHL	1	0	0	0	2	-	-	-	-	-
2008-09	Kootenay	WHL	62	11	16	27	21	4	1	0	1	2
2009-10	Kootenay	WHL	72	21	30	51	38	6	1	1	2	6
2010-11	Kootenay	WHL	71	34	45	79	41	19	15	12	27	12
2011-12	Kootenay	WHL	61	28	50	78	40	3	0	2	2	6
	Abbotsford	AHL	1	2	0	2	0	4	1	1	2	0
2012-13	Abbotsford	AHL	67	7	14	21	32	-	-	-	-	-
	Calgary	NHL	11	1	2	3	4	-	-	-	-	-
2013-14	Abbotsford	AHL	66	21	42	63	47	4	1	3	4	4
	Calgary	NHL	8	0	2	2	2	-	-	-	-	-
<b>TOTAL</b>		NHL	19	1	4	5	6	-	-	-	-	-
		AHL	134	30	56	86	79	8	2	4	6	4
		WHL	266	94	141	235	140	32	17	15	32	26
		BCHL	1	0	0	0	2	-	-	-	-	-



## Eric ROY

### #84 - DEFENCE

**BORN:** Meadow Lake, SK  
**DATE:** October 24, 1994  
**HEIGHT:** 6'2"  
**WEIGHT:** 203 lbs.  
**SHOOTS:** Left

**HOW ACQUIRED:** 5th round,  
 135th overall in the 2013 NHL Draft

SEASON	CLUB	LEA.	REGULAR SEASON					PLAYOFFS				
			GP	G	A	PTS	PIM	GP	G	A	PTS	PIM
2010-11	Brandon	WHL	49	4	15	19	15	6	0	3	3	0
2011-12	Brandon	WHL	69	11	42	53	55	9	1	2	3	9
2012-13	Brandon	WHL	72	17	22	39	37	-	-	-	-	-
2013-14	Brandon	WHL	66	11	33	44	51	8	1	2	3	4
<b>TOTAL</b>		WHL	256	43	112	155	158	23	2	7	9	13



## Patrick **SIELOFF** #50 - DEFENCE

**BORN:** Ann Arbor, MI

**DATE:** May 15, 1994

**HEIGHT:** 6'0"

**WEIGHT:** 211 lbs.

**SHOOTS:** Left

**HOW ACQUIRED:** 2nd round,

42nd overall in the 2012 NHL Draft

SEASON	CLUB	LEA.	REGULAR SEASON					PLAYOFFS				
			GP	G	A	PTS	PIM	GP	G	A	PTS	PIM
2010-11	USA U-18	USHL	36	1	3	4	66	2	0	0	0	2
2011-12	USA U-18	USHL	24	0	2	2	55	-	-	-	-	-
2012-13	Windsor	OHL	45	3	8	11	85	-	-	-	-	-
	USA U-20	WJHC	6	0	1	1	2	-	-	-	-	-
2013-14	Abbotsford	AHL	2	0	0	0	0	-	-	-	-	-
TOTAL		AHL	2	0	0	0	0	-	-	-	-	-
		OHL	45	3	8	11	85	-	-	-	-	-
		USHL	60	1	5	6	121	2	0	0	0	2



## Hunter **SMITH** #71 - RIGHT WING

**BORN:** Windsor, ON

**DATE:** September 11, 1995

**HEIGHT:** 6'7"


**WEIGHT:** 218 lbs.

**SHOOTS:** Right

**HOW ACQUIRED:** 2nd round,

54th overall in the 2014 NHL Draft

SEASON	CLUB	LEA.	REGULAR SEASON					PLAYOFFS				
			GP	G	A	PTS	PIM	GP	G	A	PTS	PIM
2011-12	Windsor	OHL	15	1	0	1	19	2	0	0	0	0
2012-13	Oshawa	OHL	30	0	1	1	22	3	0	0	0	0
2013-14	Oshawa	OHL	64	16	24	40	100	12	3	8	11	25
TOTAL		OHL	109	17	25	42	141	17	3	8	11	25




# Dustin STEVENSON

## #43 - DEFENCE

**BORN:** Gull Lake, SK  
**DATE:** August 12, 1989  
**HEIGHT:** 6'5"  
**WEIGHT:** 214 lbs.  
**SHOOTS:** Left

**HOW ACQUIRED:** Signed as a free agent on August 20, 2014

SEASON	CLUB	LEA.	REGULAR SEASON					PLAYOFFS				
			GP	G	A	PTS	PIM	GP	G	A	PTS	PIM
2006-07	La Ronge	SJHL	1	0	0	0	2	-	-	-	-	-
2007-08	La Ronge	SJHL	53	2	11	13	63	-	-	-	-	-
2008-09	La Ronge	SJHL	53	15	24	39	124	-	-	-	-	-
2009-10	La Ronge	SJHL	56	11	36	47	134	-	-	-	-	-
2010-11	South Carolina	ECHL	63	3	9	12	44	-	-	-	-	-
2011-12	South Carolina	ECHL	72	0	7	7	113	9	1	2	3	6
2012-13	Reading	ECHL	65	0	10	10	103	22	1	8	9	14
2013-14	Wilkes-Barre/Scranton	AHL	7	0	0	0	7	-	-	-	-	-
	Wheeling	ECHL	57	5	21	26	115	10	1	3	4	12
<b>TOTAL</b>		AHL	<b>7</b>	<b>0</b>	<b>0</b>	<b>0</b>	<b>7</b>	-	-	-	-	-
		ECHL	<b>257</b>	<b>8</b>	<b>47</b>	<b>55</b>	<b>375</b>	<b>41</b>	<b>3</b>	<b>13</b>	<b>16</b>	<b>32</b>
		SJHL	<b>163</b>	<b>28</b>	<b>71</b>	<b>99</b>	<b>323</b>	-	-	-	-	-



# Brad THIESSEN

## #35 - GOALTENDER

**BORN:** Aldergrove, BC  
**DATE:** March 19, 1986  
**HEIGHT:** 5'11"  
**WEIGHT:** 172 lbs.  
**CATCHES:** Left

**HOW ACQUIRED:** Signed as a free agent on July 24, 2014

REGULAR SEASON											PLAYOFFS						
SEASON	CLUB	LEA.	GP	MINS	GA	SO	GAA	W	L	T	GP	MINS	W	L	SO	GA	GAA
2003-04	Penticton	BCHL	42	2130	122	2	3.44	13	17	1	-	-	-	-	-	-	-
2004-05	Prince George	BCHL	36	2053	117	1	3.42	12	22	1	3	158	1	1	0	9	3.42
2005-06	Merritt	BCHL	49	2812	135	7	2.88	22	21	4	6	261	3	3	1	16	3.68
2006-07	Northeastern	H-East	33	1985	82	4	2.48	11	17	5	-	-	-	-	-	-	-
2007-08	Northeastern	H-East	37	2180	96	2	2.64	16	17	3	-	-	-	-	-	-	-
2008-09	Northeastern	H-East	41	2496	88	3	2.12	25	12	4	-	-	-	-	-	-	-
2009-10	Wilkes-Barre/Scranton	AHL	30	1763	72	4	2.45	14	14	1	-	-	-	-	-	-	-
	Wheeling	ECHL	12	674	30	1	2.67	8	3	0	-	-	-	-	-	-	-
2010-11	Wilkes-Barre/Scranton	AHL	46	2567	83	7	1.94	35	8	1	12	720	6	6	2	20	1.67
2011-12	Pittsburgh	NHL	5	258	16	0	3.72	3	1	0	-	-	-	-	-	-	-
	Wilkes-Barre/Scranton	AHL	41	2321	109	2	2.82	23	15	2	12	756	6	6	0	27	2.14
2012-13	Wilkes-Barre/Scranton	AHL	32	1793	80	4	2.68	16	12	2	12	654	6	4	2	15	1.38
2013-14	HIFK Helsinki	SM-liiga	15	-	-	-	-	-	-	-	-	-	-	-	-	-	-
	Norfolk	AHL	18	984	37	1	2.26	8	6	2	4	252	1	3	0	16	3.81
	<b>TOTAL</b>	<b>NHL</b>	<b>5</b>	<b>258</b>	<b>16</b>	<b>0</b>	<b>3.72</b>	<b>3</b>	<b>1</b>	<b>0</b>	<b>-</b>	<b>-</b>	<b>-</b>	<b>-</b>	<b>-</b>	<b>-</b>	<b>-</b>
		<b>AHL</b>	<b>167</b>	<b>9428</b>	<b>381</b>	<b>18</b>	<b>2.43</b>	<b>96</b>	<b>55</b>	<b>8</b>	<b>40</b>	<b>2382</b>	<b>19</b>	<b>19</b>	<b>4</b>	<b>78</b>	<b>1.97</b>
		<b>ECHL</b>	<b>12</b>	<b>674</b>	<b>30</b>	<b>1</b>	<b>2.67</b>	<b>8</b>	<b>3</b>	<b>0</b>	<b>-</b>	<b>-</b>	<b>-</b>	<b>-</b>	<b>-</b>	<b>-</b>	<b>-</b>
		<b>H-East</b>	<b>111</b>	<b>6661</b>	<b>266</b>	<b>9</b>	<b>2.40</b>	<b>52</b>	<b>46</b>	<b>12</b>	<b>-</b>	<b>-</b>	<b>-</b>	<b>-</b>	<b>-</b>	<b>-</b>	<b>-</b>



# Mathieu TOUSIGNANT

## #56 - CENTRE

**BORN:** St-Etienne-de-Lauzon, QC

**DATE:** November 21, 1989


**HEIGHT:** 5'11"

**WEIGHT:** 186 lbs.

**SHOOTS:** Left

**HOW ACQUIRED:** Signed as a free agent on August 18, 2014

SEASON	CLUB	LEA.	REGULAR SEASON					PLAYOFFS				
			GP	G	A	PTS	PIM	GP	G	A	PTS	PIM
2005-06	Baie-Comeau	QMJHL	1	0	1	1	2	-	-	-	-	-
2006-07	Baie-Comeau	QMJHL	70	8	25	33	93	9	2	2	4	9
2007-08	Baie-Comeau	QMJHL	36	14	20	34	68	-	-	-	-	-
	Prince Edward Island	QMJHL	27	8	14	22	61	4	2	4	6	14
2008-09	Prince Edward Island	QMJHL	35	14	24	38	72	-	-	-	-	-
	Chicoutimi	QMJHL	33	15	24	39	73	4	1	1	2	11
2009-10	Idaho	ECHL	20	6	11	17	53	13	1	2	3	27
	Texas	AHL	45	4	3	7	62	-	-	-	-	-
2010-11	Texas	AHL	78	10	13	23	120	5	1	0	1	0
2011-12	Texas	AHL	35	2	5	7	32	-	-	-	-	-
2012-13	Texas	AHL	18	1	0	1	10	-	-	-	-	-
	Idaho	ECHL	28	4	15	19	77	-	-	-	-	-
	St. John's	AHL	5	0	1	1	17	-	-	-	-	-
2013-14	Milwaukee	AHL	76	8	13	21	158	3	0	0	0	2
	TOTAL	AHL	257	25	35	60	399	8	1	0	1	2
		ECHL	48	10	26	36	130	13	1	2	3	27
		QMJHL	202	59	108	167	369	17	5	7	12	34




## Bryce **VAN BRABANT** #48 - LEFT WING

**BORN:** Morinville, AB  
**DATE:** November 12, 1991  
**HEIGHT:** 6'3"  
**WEIGHT:** 211 lbs.  
**SHOOTS:** Left

**HOW ACQUIRED:** Signed as a free agent on March 29, 2014

SEASON	CLUB	LEA.	REGULAR SEASON					PLAYOFFS				
			GP	G	A	PTS	PIM	GP	G	A	PTS	PIM
2008-09	Spruce Grove	AJHL	46	4	7	11	84	4	2	2	4	6
2009-10	Spruce Grove	AJHL	51	8	6	14	137	16	1	4	5	16
2010-11	Spruce Grove	AJHL	54	10	12	22	163	13	2	3	5	41
2011-12	Quinnipiac	ECAC	33	4	3	7	51	-	-	-	-	-
2012-13	Quinnipiac	ECAC	42	5	8	13	48	-	-	-	-	-
2013-14	Quinnipiac	ECAC	40	15	7	22	113	-	-	-	-	-
	Calgary	NHL	6	0	0	0	2	-	-	-	-	-
	<b>TOTAL</b>	NHL	6	0	0	0	2	-	-	-	-	-
		ECAC	115	24	18	42	212	-	-	-	-	-
		AJHL	151	22	25	47	384	-	-	-	-	-




## David **WOLF** #45 - LEFT WING

**BORN:** Dusseldorf, GER  
**DATE:** September 15, 1989  
**HEIGHT:** 6'3"  
**WEIGHT:** 224 lbs.  
**SHOOTS:** Left

**HOW ACQUIRED:** Signed as a free agent on May 12, 2014

SEASON	CLUB	LEA.	REGULAR SEASON					PLAYOFFS				
			GP	G	A	PTS	PIM	GP	G	A	PTS	PIM
2006-07	Heilbronn	GerObL	1	0	0	0	0	-	-	-	-	-
2007-08	Crimmitschau	2.GBun	46	7	2	9	40	6	0	1	1	6
2008-09	Crimmitschau	2.GBun	36	2	6	8	120	-	-	-	-	-
2009-10	Hannover	DEL	54	4	7	11	40	11	3	0	3	12
	Fischtown	2.GBun	7	2	2	4	33	-	-	-	-	-
2010-11	Hannover	DEL	51	2	4	6	97	4	1	1	2	52
	Hannover	2.GBun	1	0	3	3	4	-	-	-	-	-
2011-12	Hamburg	DEL	46	12	23	35	167	5	0	0	0	2
2012-13	Hamburg	DEL	49	17	19	36	96	6	1	3	4	26
2013-14	Hamburg	DEL	48	14	26	40	152	10	4	8	12	47
	<b>TOTAL</b>	DEL	248	49	79	128	552	36	9	12	21	137



# Tyler **WOTHERSPOON**

## #26 - DEFENCE

**BORN:** Surrey, BC  
**DATE:** March 12, 1993  
**HEIGHT:** 6'2"  
**WEIGHT:** 211 lbs.  
**SHOOTS:** Left

**HOW ACQUIRED:** 2nd round,  
 57th overall in the 2011 NHL Draft

SEASON	CLUB	LEA.	REGULAR SEASON					PLAYOFFS				
			GP	G	A	PTS	PIM	GP	G	A	PTS	PIM
2008-09	Portland	WHL	4	0	0	0	0	-	-	-	-	-
2009-10	Portland	WHL	43	1	4	5	21	2	0	0	0	0
2010-11	Portland	WHL	64	2	10	12	73	20	3	1	4	10
2011-12	Portland	WHL	67	7	21	28	42	22	1	6	7	6
2012-13	Portland	WHL	61	7	30	37	30	21	2	8	10	20
	CAN U-20	WJHC	6	1	1	2	0	-	-	-	-	-
2013-14	Abbotsford	AHL	48	1	8	9	12	-	-	-	-	-
	Calgary	NHL	14	0	4	4	4	-	-	-	-	-
<b>TOTAL</b>		NHL	14	0	4	4	4	-	-	-	-	-
		AHL	48	1	8	9	12	-	-	-	-	-
		WHL	239	17	65	82	166	65	6	15	21	36





# TRAINING CAMP ROSTER

## ALPHABETICAL

#	PLAYER	POS						
54	Acolatse, Sena	RD	53	Gaudreau, John	LW	68	Padakin, Pavel	RW
51	Agostino, Ken	LW	80	Gedig, Curtis	LD	57	Poirier, Emile	RW
46	Arnold, Bill	C	41	Gillies, Trevor	LW	28	Potter, Corey	RD
11	Backlund, Mikael	C	5	Giordano, Mark	LD	55	Ramage, John	RD
27	Baertschi, Sven	LW	20	Glencross, Curtis	LW	31	Ramo, Karri	G
63	Bennett, Sam	C	60	Granlund, Markus	C	21	Raymond, Mason	LW
25	Bollig, Brandon	LW	58	Hanowski, Ben	RW	59	Reinhart, Max	C
17	Bouma, Lance	LW	64	Hathaway, Garnet	RW	84	Roy, Eric	LD
7	Brodie, T.J.	L/RD	1	Hiller, Jonas	G	4	Russell, Kris	LD
33	Brookbank, Sheldon	RD	24	Hudler, Jiri	LW	22	Setoguchi, Devin	RW
32	Byron, Paul	LW	19	Jones, David	RW	50	Sieloff, Patrick	LD
40	Carr, Doug	G	86	Jooris, Josh	RW	15	Smid, Ladislav	LD
62	Carroll, Austin	RW	73	Kanzig, Keegan	LD	71	Smith, Hunter	RW
8	Colborne, Joe	C/RW	52	Klimchuk, Morgan	LW	18	Stajan, Matt	C
67	Culkin, Ryan	LD	10	Knight, Corban	C	43	Stevenson, Dustin	LD
42	Cundari, Mark	LD	61	Kulak, Brett	LD	35	Thiessen, Brad	G
36	Diaz, Raphael	RD	47	Magee, Brandon	C	56	Tousignant, Mathieu	C
65	Elson, Turner	C	72	Mancina, Matt	G	48	Van Brabant, Bryce	LW
29	Engelland, Deryk	RD	70	McDonald, Mason	G	6	Wideman, Dennis	RD
79	Ferland, Michael	LW	16	McGrattan, Brian	RW	45	Wolf, David	LW
85	Fram, Jason	RD	23	Monahan, Sean	C	26	Watherspoon, Tyler	LD
			37	Ortio, Joni	G	38	Yonkman, Nolan	RD

## NUMERICAL

#	PLAYER	POS						
1	Hiller, Jonas	G	28	Potter, Corey	RD	55	Ramage, John	RD
4	Russell, Kris	LD	29	Engelland, Deryk	RD	56	Tousignant, Mathieu	C
5	Giordano, Mark	LD	31	Ramo, Karri	G	57	Poirier, Emile	RW
6	Wideman, Dennis	RD	32	Byron, Paul	LW	58	Hanowski, Ben	RW
7	Brodie, T.J.	L/RD	33	Brookbank, Sheldon	RD	59	Reinhart, Max	C
8	Colborne, Joe	C/RW	35	Thiessen, Brad	G	60	Granlund, Markus	C
10	Knight, Corban	C	36	Diaz, Raphael	RD	61	Kulak, Brett	LD
11	Backlund, Mikael	C	37	Ortio, Joni	G	62	Carroll, Austin	RW
15	Smid, Ladislav	LD	38	Yonkman, Nolan	RD	63	Bennett, Sam	C
16	McGrattan, Brian	RW	40	Carr, Doug	G	64	Hathaway, Garnet	RW
17	Bouma, Lance	LW	41	Gillies, Trevor	LW	65	Elson, Turner	C
18	Stajan, Matt	C	42	Cundari, Mark	LD	67	Culkin, Ryan	LD
19	Jones, David	RW	43	Stevenson, Dustin	LD	68	Padakin, Pavel	RW
20	Glencross, Curtis	LW	45	Wolf, David	LW	70	Mancina, Matt	G
21	Raymond, Mason	LW	46	Arnold, Bill	C	71	Smith, Hunter	RW
22	Setoguchi, Devin	RW	47	Magee, Brandon	C	72	McDonald, Mason	G
23	Monahan, Sean	C	48	Van Brabant, Bryce	LW	73	Kanzig, Keegan	LD
24	Hudler, Jiri	LW	50	Sieloff, Patrick	LD	79	Ferland, Michael	LW
25	Bollig, Brandon	LW	51	Agostino, Ken	LW	80	Gedig, Curtis	LD
26	Watherspoon, Tyler	LD	52	Klimchuk, Morgan	LW	84	Roy, Eric	LD
27	Baertschi, Sven	LW	53	Gaudreau, John	LW	85	Fram, Jason	RD
			54	Acolatse, Sena	RD	86	Jooris, Josh	RW



# 2014 NHL DRAFT



In the first round of the 2014 NHL Entry Draft, the Flames drafted in the top four for the first time in franchise history and selected Sam Bennett from the Kingston Frontenacs (OHL) with the fourth overall pick.

## 2014 FLAMES NHL DRAFT SELECTIONS AND AMATEUR STATISTICS

RD	PICK	PLAYER	POS	HT	WT	S/C	2013-14 CLUB	GP	G	A	PTS	PIM
1	4	Sam Bennett	C	6'1"	180	L	Kingston (OHL)	57	36	55	91	118
								<b>GP</b>	<b>W</b>	<b>L</b>	<b>GAA</b>	<b>SV%</b>
2	34	Mason McDonald	G	6'4"	186	R	Acadie-Bathurst (QMJHL) Charlottetown (QMJHL)	13 16	3 5	7 8	3.57 3.35	.887 .907
								<b>GP</b>	<b>G</b>	<b>A</b>	<b>PTS</b>	<b>PIM</b>
2	54	Hunter Smith	RW	6'7"	220	R	Oshawa (OHL)	64	16	24	40	100
3	64	Brandon Hickey	D	6'2"	180	L	Spruce Grove (AJHL)	49	4	18	22	29
6	175	Adam Ollas Mattsson	D	6'4"	216	L	Djurgardensn (SWE-Jr) Djurgardensn (SWE-1)	33 6	1 0	8 2	9 2	42 4
7	184	Austin Carroll	LW	6'3"	214	R	Victoria (WHL)	70	34	23	57	114

### 2014

### 2013

### 2012

RD	NO	PLAYER	POS	RD	NO	PLAYER	POS	RD	NO	PLAYER	POS
1	4	Sam Bennett	C	1	6	Sean Monahan	C	1	21	Mark Jankowski	C
2	34	Mason McDonald	G	1	22	Emile Poirier	LW	2	42	Patrick Sieloff	D
2	54	Hunter Smith	RW	1	28	Morgan Klimchuk	LW	3	75	Jon Gillies	G
3	64	Brandon Hickey	D	3	67	Keegan Kanzig	D	4	105	Brett Kulak	D
6	175	Adam Ollas Mattsson	D	5	135	Eric Roy	D	5	124	Ryan Culkin	D
7	184	Austin Carroll	LW	6	157	Tim Harrison	RW	6	165	Coda Gordon	LW
				7	187	Rushan Rafikov	D	7	186	Matthew DeBlouw	C
				7	198	John Gilmour	D				

### 2011

### 2010

### 2009

RD	NO	PLAYER	POS	RD	NO	PLAYER	POS	RD	NO	PLAYER	POS
1	13	Sven Baertschi	LW	3	64	Maxwell Reinhart	C	1	23	Tim Erixon	D
2	45	Markus Granlund	C	3	73	Joey Leach	D	3	74	Ryan Howse	RW
2	57	Tyler Watherspoon	D	4	103	John Ramage	D	4	111	Henrik Bjorklund	RW
4	104	John Gaudreau	C	4	108	Bill Arnold	C	5	141	Spencer Bennett	C/LW
6	164	Laurent Brossait	G	5	133	Michael Ferland	LW	6	171	Joni Ortio	G
				7	193	Patrick Holland	RW	7	201	Gaelan Patterson	C



# AMATEUR AND ENTRY DRAFT 2008-1997

## 2008

RD	NO	PLAYER	POS
1	25	Greg Nemisz	RW
2	48	Mitch Wahl	C
3	78	Lance Bouma	LW
4	108	Nicholas Larson	LW
4	114	T.J. Brodie	D
6	168	Ryley Grantham	LW
7	198	Alexander Deilert	D

## 2007

RD	NO	PLAYER	POS
1	24	Mikael Backlund	C
3	70	John Negrin	D
4	116	Keith Aulie	D
5	143	Mickey Renaud	C
7	186	C.J. Severyn	LW

## 2006

RD	NO	PLAYER	POS
1	26	Leland Irving	G
3	87	John Armstrong	C/RW
3	89	Aaron Marvin	C/W
4	118	Hugo Carpentier	C
5	149	Juuso Puustinen	RW
6	179	Jordan Fulton	C
7	187	Devin DiDiomete	LW
7	209	Per Jonsson	D

## 2005

RD	NO	PLAYER	POS
1	26	Matt Pelech	D
3	69	Gord Baldwin	D
3	74	Dan Ryder	C
4	111	J.D. Watt	RW
5	128	Kevin Lalonde	G
5	158	Matt Keetley	G
6	179	Brett Sutter	C
7	221	Myles Rumsey	D

## 2004

RD	NO	PLAYER	POS
1	24	Kris Chucks	LW
3	70	Brandon Prust	C/LW
3	98	Dustin Boyd	C
4	118	Aki Seitsonen	C
4	121	Kristopher Hogg	LW
6	173	Adam Parly	D
6	182	Fred Wikner	W
7	200	Matthew Schneider	C
7	213	James Spratt	G
9	279	Adam Cracknell	RW

## 2003

RD	NO	PLAYER	POS
1	9	Dion Phaneuf	D
2	39	Tim Ramholt	D
3	97	Ryan Donally	LW
4	112	Jamie Tardif	RW
5	143	Greg Moore	RW
6	173	Tyler Johnson	C
7	206	Thomas Bellemare	D
8	240	Cam Cunning	LW
9	270	Kevin Harvey	LW

## 2002

RD	NO	PLAYER	POS
1	10	Eric Nystrom	LW
2	39	Brian McConnell	C
3	90	Matthew Lombardi	C
4	112	Yuri Artemenkov	W
5	141	Jiri Cetkovsky	C
5	142	Emanuel Peter	C
5	146	Victor Bobrov	F
5	159	Kristofer Persson	RW
6	176	Curtis McElhinney	G
7	206	David VanDerGulik	RW
7	207	Pierre Johnsson	D
8	238	Jyri Marttinen	D

## 2001

RD	NO	PLAYER	POS
1	14	Chuck Kobasew	RW
2	41	Andrei Taratukhin	C
2	56	Andrei Medvedev	G
4	108	Tomi Maki	RW
4	124	Egor Shastin	F
5	145	James Hakewill	D
5	164	Yuri Trubachev	C
7	207	Garrett Bembridge	RW
7	220	David Moss	LW
8	233	Joe Campbell	D
8	251	Ville Hamalainen	F

## 2000

RD	NO	PLAYER	POS
1	9	Brent Krahn	G
2	40	Kurtis Foster	D
2	46	Jarret Stoll	C
4	116	Levente Szuper	G
5	141	Wade Davis	D
5	155	Travis Moen	LW
6	176	Jukka Hentunen	W
8	239	David Hajek	D
9	270	Micki Dupont	D

## 1999

RD	NO	PLAYER	POS
1	11	Oleg Saprykin	C
2	38	Dan Cavanaugh	C
3	77	Craig Andersson	G
4	106	Roman Razakov	D
5	135	Matt Doman	RW
5	153	Jesse Cook	D
6	166	Cory Pecker	C
6	170	Matt Underhill	G
7	190	Blair Stayer	LW
9	252	Dimitri Kirilenko	C

## 1998

RD	NO	PLAYER	POS
1	6	Rico Fata	RW/C
2	33	Blair Betts	C
3	62	Paul Manning	D
4	102	Shaun Sutter	C
4	108	Dany Sabourin	G
5	120	Brent Gauvreau	C
7	192	Radek Duda	LW
8	206	Jonas Frogen	D
9	234	Kevin Mitchell	D

## 1997

RD	NO	PLAYER	POS
1	6	Daniel Tkaczuk	C
2	32	Evan Lindsay	G
2	42	John Tripp	RW
2	51	Dimitri Kokorev	D
3	60	Derek Schutz	C
3	70	Erik Andersson	C
4	92	Chris St. Croix	D
4	100	Ryan Ready	LW
5	113	Martin Moise	LW
6	140	Ilya Demidov	D
7	167	Jeremy Rondeau	LW
9	223	Dustin Paul	RW



# AMATEUR AND ENTRY DRAFT 1996-1988

## 1996

RD	NO	PLAYER	POS
1	13	Derek Morris	D
2	39	Travis Brigley	LW
2	40	Steve Begin	C
3	73	Dmitri Vlasenkov	LW
4	89	Toni Lydman	D
4	94	Christian Lefebvre	D
5	122	Josef Straka	C
8	202	Ryan Wade	RW
9	228	Ronald Petrovicky	RW

## 1995

RD	NO	PLAYER	POS
1	20	Denis Gauthier	D
2	46	Pavel Smirnov	C
3	72	Rocky Thompson	D
4	98	Jan Labraaten	LW
6	150	Clarke Wilm	LW
7	176	Ryan Gillis	D
9	233	Steve Shirreffs	D

## 1994

RD	NO	PLAYER	POS
1	19	Chris Dingman	LW
2	45	Dimitri Riabykin	D
3	77	Chris Clark	RW
4	91	Ryan Duthie	C
4	97	Johan Finnstrom	D
5	107	Nisse Ekman	W
5	123	Frank Appel	D
6	149	Patrik Haltia	G
7	175	Ladislav Kohn	RW
8	201	Keith McCambridge	D
9	227	Jorgen Jansson	W
10	253	Mike Peluso	C
11	279	Pavel Torgajev	LW

## 1993

RD	NO	PLAYER	POS
1	18	Jesper Mattsson	RW
2	44	Jamie Allison	D
3	70	Dan Tompkins	LW
4	95	Jason Smith	D
4	96	Marty Murray	C
5	121	Darryl Lafrance	C
5	122	John Emmons	C
6	148	Andreas Karlsson	C
8	200	Derek Sylvester	C
10	252	German Titov	C
11	278	Burke Murphy	LW

## 1992

RD	NO	PLAYER	POS
1	6	Cory Stillman	C
2	30	Chris O'Sullivan	D
3	54	Mathias Johansson	C
4	78	Robert Svehla	D
5	102	Sami Helenius	D
6	126	Ravil Yakubov	C
6	129	Joel Bouchard	D
7	150	Pavel Rajnoha	D
8	174	Ryan Mulhern	C
9	198	Brandon Carper	D
10	222	Jonas Haglund	RW
11	246	Andrei Potaichuk	LW

## 1991

RD	NO	PLAYER	POS
1	19	Niklas Sundblad	RW
2	41	Francois Groleau	D
3	52	Sandy McCarthy	RW
3	63	Brian Caruso	LW
4	85	Steven Magnusson	C
5	107	Jerome Butler	G
6	129	Bobby Marshall	D
7	140	Matt Hoffman	LW
7	151	Kelly Harper	C
8	173	David St. Pierre	C
9	195	David Struch	C
10	217	Sergei Zolotov	LW
11	239	Marko Jantunen	C
12	261	Andrei Trefilov	G

**SUPPLEMENTARY DRAFT**  
6 James O'Brien D

**SUPPLEMENTARY DRAFT**  
25 Dean Larson C

## 1990

RD	NO	PLAYER	POS
1	11	Trevor Kidd	G
2	26	Nicolas Perreault	D
2	32	Vesa Viitakoski	LW
2	41	Etienne Belzile	D
3	62	Glen Mears	D
4	83	Paul Kruse	LW
6	125	Chris Tschupp	C
7	146	Dimitri Frolov	D
8	167	Shawn Murray	G
9	188	Mike Murray	RW
10	209	Rob Sumner	D
12	251	Leo Gudas	D

**SUPPLEMENTARY DRAFT**  
25 Lyle Wildgoose C

## 1989

RD	NO	PLAYER	POS
2	24	Kent Manderville	LW
2	42	Ted Drury	C
3	50	Veli-Pekka Kautonen	D
3	63	Cory Lyons	RW
4	70	Robert Reichel	C
4	84	Ryan O'Leary	C
5	105	Toby Kearney	LW
7	147	Alex Nikolic	LW
8	168	Kevin Wortman	D
9	189	Sergei Gomolyakov	C
10	210	Dan Sawyer	D
11	231	Alexander Yudin	D
12	252	Kenneth Kennholt	D

**SUPPLEMENTARY DRAFT**  
26 Shawn Heaphy C

## 1988

RD	NO	PLAYER	POS
1	21	Jason Muzzatti	G
2	42	Todd Harkins	RW
4	84	Gary Socha	C
5	85	Tomas Forslund	RW
5	90	Scott Matusovich	D
6	126	Jonas Bergqvist	RW
7	147	Stefan Nilsson	LW
8	168	Troy Kennedy	RW
9	189	Brett Peterson	D
10	210	Guy Darveau	D
11	231	Dave Tretowicz	D
12	252	Sergei Priakin	RW

**SUPPLEMENTARY DRAFT**  
26 Jerry Tarrant D



# AMATEUR AND ENTRY DRAFT 1987-1979

1987				1986				1985			
RD	NO	PLAYER	POS	RD	NO	PLAYER	POS	RD	NO	PLAYER	POS
1	19	Bryan Deasley	LW	1	16	George Pelawa	RW	1	17	Chris Biotti	D
2	25	Stephane Matteau	LW	2	37	Brian Glynn	D	2	27	Joe Nieuwendyk	C
2	40	Kevin Grant	D	4	79	Tom Quinlan	RW	2	38	Jeff Wenaas	C
3	61	Scott Mahoney	LW	5	100	Scott Bloom	LW	3	59	Lane MacDonald	LW
4	70	Tim Harris	RW	6	121	John Parker	C	4	80	Roger Johansson	D
5	103	Tim Corkery	D	7	142	Rick Lessard	D	5	101	Esa Keskinen	C
6	124	Joe Aloï	D	8	163	Mark Olsen	D	6	122	Tim Sweeney	C
7	145	Peter Ciavaglia	C	9	184	Warren Sharples	G	7	143	Stu Grimson	LW
8	166	Theoren Fleury	C	10	205	Doug Pickell	LW	8	164	Nate Smith	D
9	187	Mark Osiecki	D	11	226	Anders Lindstrom	C	9	185	Darryl Olsen	D
10	208	William Sedergren	D	12	247	Antonin Stavjana	D	10	206	Peter Romberg	D
11	229	Peter Hasselblad	D	<b>SUPPLEMENTARY DRAFT</b>				11	227	Alex Kozevnikov	-
12	250	Magnus Svensson	D			Steve MacSwain	RW	12	248	Bill Gregoire	D
<b>SUPPLEMENTARY DRAFT</b>											
		Peter Lappin	C								

1984				1983				1982			
RD	NO	PLAYER	POS	RD	NO	PLAYER	POS	RD	NO	PLAYER	POS
1	12	Gary Roberts	LW	1	13	Dan Quinn	C	2	29	Dave Reiersen	D
2	33	Ken Sabourin	D	3	51	Brian Bradley	C	2	37	Richard Kromm	LW
2	38	Paul Ranheim	C	3	55	Perry Berezan	C	3	51	Jim Laing	D
4	75	Peter Rosol	LW	4	66	John Bekkers	C	4	65	Dave Meszaros	G
5	96	Joel Pounio	LW	4	71	Kevan Guy	D	4	72	Mark Lamb	C
6	117	Brett Hull	RW	4	77	Bill Claviter	LW	5	93	Lou Kiriakou	D
7	138	Kevan Melrose	D	5	91	Igor Liba	LW	6	114	Jeff Vaive	C
8	159	Jiri Hrdina	RW	6	111	Grant Blair	G	6	118	Mats Kihlstrom	D
9	180	Gary Suter	D	7	131	Jeff Hogg	G	7	135	Brad Ramsden	RW
10	200	Petr Rucka	C	8	151	Chris MacDonald	D	8	156	Roy Myllari	D
11	221	Stefan Jonsson	D	9	171	Rob Kivell	D	9	177	Ted Pearson	LW
12	241	Rudolf Suchanek	-	10	191	Tom Pratt	D	10	198	Jim Uens	C
				11	211	Jaroslav Benak	LW	11	219	Rick Erdall	C
				12	231	Sergei Makarov	RW	12	240	Dale Thompson	RW

1981				1980				1979			
RD	NO	PLAYER	POS	RD	NO	PLAYER	POS	RD	NO	PLAYER	POS
1	15	Al MacInnis	D	1	13	Denis Cyr	RW	1	12	Paul Reinhart	D
3	56	Michael Vernon	G	2	31	Tony Curtale	D	2	23	Mike Perovich	D
4	78	Peter Maduch	C	2	32	Kevin Lavallee	LW	2	33	Pat Riggan	G
5	99	Mario Simioni	RW	2	39	Steve Konroyd	D	3	54	Tim Hunter	D
6	120	Todd Hooley	RW	4	76	Marc Roy	RW	4	75	Jim Peplinski	RW
7	141	Rick Heppener	D	5	97	Randy Turnbull	D	5	96	Brad Kempthorne	C
8	162	Dale Degray	D	6	118	John Multan	RW	6	117	Glenn Johnson	C
9	183	George Boudreau	D	7	139	Dave Newsom	LW				
10	204	Bruce Eakin	C	8	160	Claude Drouin	C				
				9	181	Hakan Loob	RW				
				10	202	Steven Fletcher	D				



# AMATEUR AND ENTRY DRAFT 1978-1972

1978				1977				1976			
RD	NO	PLAYER	POS	RD	NO	PLAYER	POS	RD	NO	PLAYER	POS
1	11	Brad Marsh	D	2	20	Miles Zaharko	D	1	8	Dave Shand	D
3	47	Tim Bernhardt	G	2	28	Don Laurence	C	1	10	Harold Phillipoff	LW
4	64	Jim McRae	LW	2	31	Brian Hill	RW	2	28	Robert Simpson	LW
5	80	Gord Wappel	D	4	72	Jim Craig	G	3	46	Richard Hodgson	D
6	97	Greg Meredith	RW	5	82	C Christofferson	D	4	64	Kent Nilsson	C
7	114	Dave Hindmarch	RW	6	100	Bernard Harbec	C	5	82	Mark Earp	G
8	131	Dave Morrison	RW	7	118	Bob Gould	RW				
9	148	Doug Todd	RW	8	133	Jim Bennett	RW				
10	165	Mark Green	C	9	148	Tim Harrer	RW				
11	180	Robert Sullivan	C								
12	196	Bernhart Engelbrecht	G								

1975				1974				1973			
RD	NO	PLAYER	POS	RD	NO	PLAYER	POS	RD	NO	PLAYER	POS
1	8	Richard Mulhern	D	2	28	Guy Chouinard	C	1	2	Tom Lysiak	C
2	26	Rick Bowness	RW	3	46	Dick Spannauer	D	1	16	Vic Mercredi	C
4	62	Dale Ross	LW	4	58	Pat Ribble	D	2	21	Eric Vail	LW
5	80	Willi Plett	RW	4	64	Cam Botting	LW	4	53	Dean Talafous	RW
6	98	Paul Heaver	D	5	82	Jerry Badiuk	D	5	69	John Felsch	LW
7	116	Dale McMillan	LW	6	100	Bill Moen	G	6	85	Ken Houston	D
8	134	Rick Picher	D	7	118	Peter Brown	D	7	101	Tom Machowski	D
9	150	Nick Stanza	G	8	135	Tom Lindskog	D	8	117	Bob Law	LW
10	167	Brian O'Connell	G	9	152	Larry Hopkins	LW	9	133	Bob Bilodeau	D
11	181	Joe Augustine	D	10	167	Louis Loranger	C	10	148	Glen Surbey	D
12	192	Torbjorn Nilsson	RW	11	182	R Montgomery	LW	10	149	Guy Ross	C
18	216	Gary Gill	LW					11	162	Gregg Fox	D

1972			
RD	NO	PLAYER	POS
1	2	Jacques Richard	C
2	18	Dwight Bialowas	D
3	34	Jean Lemieux	D
4	50	Don Martineau	RW
5	78	Johnny Martin	C
6	82	Frank Blum	G
7	98	Scott Smith	LW
8	114	Dave Murphy	C
9	130	Pierre Roy	D
10	132	Jean LaMarre	RW



# MANAGERS AND COACHES

## GENERAL MANAGERS 1972-PRESENT



**Brad Treiving**  
APRIL 28, 2014 TO PRESENT



**Jay Feaster**  
DECEMBER 28, 2010\*\* TO  
DECEMBER 12, 2013



**Darryl Sutter**  
APRIL 11, 2003 TO  
DECEMBER 28, 2010



**Craig Button**  
JUNE 6, 2000 TO  
APRIL 11, 2003



**Al Coates**  
NOVEMBER 3, 1995\* TO  
APRIL 11, 2000



**Doug Risebrough**  
MAY 16, 1991 TO  
NOVEMBER 3, 1995



**Cliff Fletcher**  
1972-73 TO  
1990-91

\*Named November 3, 1995  
\*\*Named Acting GM on  
December 28, 2010  
and GM on May 16, 2011

## HEAD COACHES 2001-PRESENT



**Bob Hartley**  
MAY 31, 2012 TO  
PRESENT



**Brent Sutter**  
JUNE 23, 2009 TO  
APRIL 12, 2012



**Mike Keenan**  
JUNE 14, 2007 TO  
MAY 22, 2009



**Jim Playfair**  
JULY 12, 2006 TO  
JUNE 14, 2007



**Darryl Sutter**  
DECEMBER 28, 2002 TO  
JULY 12, 2006



**Greg Gilbert**  
MARCH 14, 2001 TO  
DECEMBER 3, 2002



# COACHING STATS

	REGULAR SEASON						PLAYOFFS			
	GAMES	W	L	T	OTL	%	GAMES	W	L	%
<b>BOB HARTLEY</b> May 31, 2012 - Present	130	54	65	0	11	.458	-	-	-	-
<b>BRENT SUTTER</b> June 23, 2009 - April 12, 2012	246	118	90	0	38	.557	-	-	-	-
<b>MIKE KEENAN</b> June 14, 2007 - May 22, 2009	164	88	60	0	16	.585	13	5	8	.385
<b>JIM PLAYFAIR</b> July 12, 2006 - June 14, 2007	82	43	29	0	10	.585	6	2	4	.333
<b>DARRYL SUTTER</b> December 28, 2002 - July 12, 2006	210	107	73	15	15	.581	26	15	11	.577
<b>GREG GILBERT</b> March 14, 2001 - December 3, 2002	121	42	56	17	6	.442	-	-	-	-
<b>DON HAY</b> 2000/01 - March 14, 2001	68	23	28	13	4	.463	-	-	-	-
<b>BRIAN SUTTER</b> 1997/98 - 1999/00	246	87	117*	37	5*	.439	-	-	-	-
<b>PIERRE PAGE</b> 1995/96 - 1996/97	164	66	78	20	-	.463	4	0	4	.000
<b>DAVE KING</b> 1992/93 - 1994/95	216	109	76	31	-	.576	20	8	12	.400
<b>GUY CHARRON</b> 1991/92+	16	6	7	3	-	.469	-	-	-	-
<b>DOUG RISEBROUGH</b> 1990/91 - 1991/92	144	71	56	17	-	.552	7	3	4	.429
<b>TERRY CRISP</b> 1987/88 - 1989/90	240	144	63	33	-	.669	37	22	15	.595
<b>BOB JOHNSON</b> 1982/83 - 1986/87	400	193	155	52	-	.548	52	25	27	.481
<b>AL MACNEIL</b> 1979/80 - 1981/82	240	103	93	44	-	.521	23	10	13	.435
Dec. 3, 2002 - Dec. 27, 2002+	11	4	5	2	0	.455	-	-	-	-
<b>TOTAL</b>	251	107	98	46	0	.518	23	10	13	.435
<b>FRED CREIGHTON</b> 1974/75 - 1978/79	348	156	136	56	-	.529	9	1	8	.111
<b>BERNIE GEOFFRION</b> 1972/73 - 1974/75	208	77	92	39	-	.464	4	0	4	.000

\*1999-00 stats have been adjusted to correspond with current standings (OTL)  
 +Interim Head Coach





# CAPTAINS

Mark Giordano	2013 - Present
Jarome Iginla	2003 - 2013
Craig Conroy	2002 - 2003
Bob Boughner	2002
Dave Lowry	2000 - 2002
Steve Smith	1999 - 2000
Todd Simpson	1997 - 1999
Theoren Fleury	1995 - 1997
Joe Niewendyk	1991 - 1995
Brad McCrimmon	1989 - 1990

Jim Peplinski	1984 - 1989
Lanny McDonald	1983 - 1989
Doug Risebrough	1983 - 1987
Phil Russell	1981 - 1983
Brad Marsh	1980 - 1981
Jean Pronovost	1979 - 1980
Tom Lysiak	1977 - 1979
Pat Quinn	1975 - 1977
Keith McCreary	1972 - 1975

## PLAYERS REGISTERING THEIR 1,000TH CAREER NHL REGULAR SEASON GAME WEARING A FLAMES JERSEY

SEASON	PLAYER NAME	GAMES WITH THE CALGARY FLAMES
1986-87	Lanny McDonald	492
2001-02	Dave Lowry	193
2002-03	Craig Berube	234
2003-04	Martin Gelinias	157
2007-08	Owen Nolan	77
2009-10	Jarome Iginla	1,219
2009-10	Daymond Langkow	392
2010-11	Craig Conroy	507
2011-12	Olli Jokinen	236



# YEAR BY YEAR



# YEAR-BY-YEAR RESULTS

\*Atlanta Flames

OVERALL													HOME					ROAD					PLAYOFF RESULT	
SEASON	GP	W	L	T	OTL	SOL	GF	GA	PTS	W	L	T	OTL	SOL	W	L	T	OTL	SOL	FINISHED	PLAYOFF RESULT			
2013-14	82	35	40	-	4	3	209	241	77	19	19	-	3	0	16	21	-	1	3	6th Pacific	Out of Playoffs			
2012-13	48	19	25	-	1	3	128	160	42	13	9	-	0	2	6	16	-	1	1	4th Northwest	Out of Playoffs			
2011-12	82	37	29	-	7	9	202	226	90	23	12	-	1	5	14	17	-	6	4	2nd Northwest	Out of Playoffs			
2010-11	82	41	29	-	5	7	250	237	94	23	13	-	2	3	18	16	-	3	4	2nd Northwest	Out of Playoffs			
2009-10	82	40	32	-	3	7	204	210	90	20	17	-	1	3	20	15	-	2	4	3rd Northwest	Out of Playoffs			
2008-09	82	46	30	-	4	2	254	248	98	27	10	-	2	2	19	20	-	2	0	2nd Northwest	Last Conf. Quarter-Final			
2007-08	82	42	30	-	7	3	229	227	94	21	11	-	7	2	21	19	-	0	1	3rd Northwest	Last Conf. Quarter-Final			
2006-07	82	43	29	-	5	5	258	226	96	30	9	-	1	1	13	20	-	4	4	3rd Northwest	Last Conf. Quarter-Final			
2005-06	82	46	25	-	4	7	218	200	103	30	7	-	1	3	16	18	-	3	4	1st Northwest	Last Conf. Quarter-Final			
2003-04	82	42	30	7	3	-	200	176	94	21	14	5	1	-	21	16	2	2	-	3rd Northwest	Last Final			
2002-03	82	29	36	13	4	-	186	228	75	14	16	10	1	-	15	20	3	3	-	5th Northwest	Out of Playoffs			
2001-02	82	32	35	12	3	-	201	220	79	20	14	5	2	-	12	21	7	1	-	4th Northwest	Out of Playoffs			
2000-01	82	27	36	15	4	-	197	236	73	12	18	9	2	-	15	18	6	2	-	4th Northwest	Out of Playoffs			
1999-00	82	31	36	10	5	-	211	256	77	20	14	6	1	-	11	26	4	4	-	4th Northwest	Out of Playoffs			
1998-99	82	30	40	12	-	-	211	234	72	15	20	6	-	-	15	20	6	-	-	3rd Northwest	Out of Playoffs			
1997-98	82	26	41	15	-	-	217	252	67	18	17	6	-	-	8	24	9	-	-	5th Pacific	Out of Playoffs			
1996-97	82	32	41	9	-	2	214	239	73	21	18	2	-	-	11	23	7	-	-	5th Pacific	Out of Playoffs			
1995-96	82	34	37	11	-	-	241	240	79	18	18	5	-	-	16	19	6	-	-	2nd Pacific	Last Conf. Quarter-Final			
1994-95	48	24	17	7	-	-	163	135	55	15	7	2	-	-	9	10	5	-	-	1st Pacific	Last Conf. Quarter-Final			
1993-94	84	42	29	13	-	-	302	256	97	25	12	5	-	-	17	17	8	-	-	1st Pacific	Last Conf. Quarter-Final			
1992-93	84	43	30	11	-	-	322	282	97	23	14	5	-	-	20	16	6	-	-	2nd Smythe	Last Div. Semi-Final			
1991-92	80	31	37	12	-	-	296	305	74	19	14	7	-	-	12	23	5	-	-	5th Smythe	Out of Playoffs			
1990-91	80	46	26	8	-	-	344	263	100	29	8	3	-	-	17	18	5	-	-	2nd Smythe	Last Div. Semi-Final			
1989-90	80	42	23	15	-	-	348	265	99	28	7	5	-	-	14	16	10	-	-	1st Smythe	Last Div. Semi-Final			
1988-89	80	54	17	9	-	-	354	226	117	32	4	4	-	-	22	13	5	-	-	1st Smythe	Won Stanley Cup			
1987-88	80	48	23	9	-	-	397	305	105	26	11	3	-	-	22	12	6	-	-	1st Smythe	Last Div. Final			
1986-87	80	46	31	3	-	-	318	289	95	25	13	2	-	-	21	18	1	-	-	2nd Smythe	Last Div. Semi-Final			
1985-86	80	40	31	9	-	-	354	315	89	23	11	6	-	-	17	20	3	-	-	2nd Smythe	Last Final			
1984-85	80	41	27	12	-	-	363	302	94	23	11	6	-	-	18	16	6	-	-	3rd Smythe	Last Div. Final			
1983-84	80	34	32	14	-	-	311	314	82	22	11	7	-	-	12	21	7	-	-	2nd Smythe	Last Div. Final			
1982-83	80	32	34	14	-	-	321	317	78	21	12	7	-	-	11	22	7	-	-	2nd Smythe	Last Div. Final			
1981-82	80	29	34	17	-	-	334	345	75	20	11	9	-	-	9	23	8	-	-	3rd Smythe	Last Div. Semi-Final			
1980-81	80	39	27	14	-	-	329	298	92	25	5	10	-	-	14	22	4	-	-	3rd Patrick	Last Semi-Final			
1979-80*	80	35	32	13	-	-	282	269	83	18	15	7	-	-	16	20	4	-	-	4th Patrick	Last Prelim. Round			
1978-79*	80	41	31	8	-	-	327	280	90	25	11	4	-	-	17	17	6	-	-	4th Patrick	Last Prelim. Round			
1977-78*	80	34	27	19	-	-	274	252	87	20	13	7	-	-	14	14	12	-	-	3rd Patrick	Last Prelim. Round			
1976-77*	80	34	34	12	-	-	264	265	80	22	11	7	-	-	12	23	5	-	-	3rd Patrick	Last Prelim. Round			
1975-76*	80	35	33	12	-	-	262	237	82	19	14	7	-	-	16	19	5	-	-	3rd Patrick	Last Prelim. Round			
1974-75*	80	34	31	15	-	-	243	233	83	24	9	7	-	-	10	22	8	-	-	4th Patrick	Out of Playoffs			
1973-74*	78	30	34	14	-	-	214	238	74	17	15	7	-	-	13	19	7	-	-	4th West	Last Quarter-Final			
1972-73*	78	25	38	15	-	-	191	239	65	16	16	7	-	-	9	22	8	-	-	7th West	Out of Playoffs			



# 2013-14

Sean Monahan scores 22 goals to pass Iginla's rookie mark of 21 in 1996.

COACH	REGULAR SEASON									PLAYOFFS				
	GP	W	L	OTL	SO L	PTS	GF	GA		GP	W	L	GF	GA
Bob Hartley	82	35	40	4	3	77	209	241		-	-	-	-	-

Regular Season: 6th Pacific Division, 27th overall.

## FLAMES PLAYERS

PLAYER	REGULAR SEASON					PLAYOFFS				
	GP	G	A	PTS	PIM	GP	G	A	PTS	PIM
Jiri Hudler	75	17	37	54	16	-	-	-	-	-
Mark Giordano	64	13	33	47	63	-	-	-	-	-
Michael Cammalleri	63	26	19	45	26	-	-	-	-	-
Mikael Backlund	76	18	21	39	32	-	-	-	-	-
Sean Monahan	75	22	12	34	8	-	-	-	-	-
Matt Stajan	63	14	19	33	42	-	-	-	-	-
T.J. Brodie	81	4	27	31	20	-	-	-	-	-
Kris Russell	68	7	22	29	15	-	-	-	-	-
Joe Colborne	80	10	18	28	34	-	-	-	-	-
Curtis Glencross	38	12	12	24	12	-	-	-	-	-
Paul Byron	47	7	14	21	27	-	-	-	-	-
Dennis Wideman	46	4	17	21	18	-	-	-	-	-
David Jones	48	9	8	17	10	-	-	-	-	-
T.J. Galiardi	62	4	13	17	21	-	-	-	-	-
Chris Butler	82	2	14	16	39	-	-	-	-	-
Lance Bouma	78	5	10	15	41	-	-	-	-	-
Sven Baertschi	26	2	9	11	6	-	-	-	-	-
Brian McGrattan	76	4	4	8	100	-	-	-	-	-
Ladislav Smid	CGY	56	1	5	6	62	-	-	-	-
	EDM	17	1	1	2	16	-	-	-	-
TOTAL		73	2	6	8	78	-	-	-	-
Kevin Westgarth	CGY	36	4	3	7	64	-	-	-	-
	CAR	12	0	0	0	4	-	-	-	-
TOTAL		48	4	3	7	68	-	-	-	-
Tyler Waterspoon		14	0	4	4	4	-	-	-	-
Markus Granlund		7	2	1	3	0	-	-	-	-
Shane O'Brien		45	0	3	3	58	-	-	-	-
Chad Billins		10	0	3	3	0	-	-	-	-
Blair Jones		14	2	0	2	21	-	-	-	-
Kenny Agostino		8	1	1	2	0	-	-	-	-
Ben Hanowski		11	0	2	2	2	-	-	-	-
Chris Breen		9	0	2	2	5	-	-	-	-
Max Reinhart		8	0	2	2	2	-	-	-	-
Lane MacDermid	CGY	1	0	0	0	7	-	-	-	-
	DAL	6	0	2	2	5	-	-	-	-
TOTAL		7	0	2	2	12	-	-	-	-
Carban Knight		7	1	0	1	0	-	-	-	-
Johnny Gaudreau		1	1	0	1	0	-	-	-	-
Derek Smith		14	0	1	1	2	-	-	-	-
Ben Street		13	0	1	1	4	-	-	-	-
Bryce Van Brabant		6	0	0	0	2	-	-	-	-
Mark Cundari		4	0	0	0	0	-	-	-	-
Bill Arnold		1	0	0	0	0	-	-	-	-
Joni Ortio (G)		9	0	2	2	0	-	-	-	-
Karri Ramo (G)		40	0	1	1	10	-	-	-	-
Joey MacDonald (G)		11	0	0	0	2	-	-	-	-
<b>TRADED PLAYERS</b>										
Lee Stempniak		52	8	15	23	28	-	-	-	-
Tim Jackman		10	1	0	1	41	-	-	-	-
<b>SHOOTOUT GAME WINNERS</b>		10	7	-	-	-	-	-	-	-
<b>PENALTY SHOT GOALS</b>		-	1	-	-	-	-	-	-	-
<b>TOTAL</b>		82	209	355	564	-	-	-	-	-

## FLAMES GOALTENDERS

GOALTENDER	GP	GS	GAA	W	L	OTL	SO	GA	SA	SV%
Karri Ramo	40	37	2.65	17	15	4	2	97	1091	.911
Reto Berra	29	27	2.95	9	17	2	0	81	788	.897
Joey MacDonald	11	9	2.90	5	4	1	0	29	264	.890
Joni Ortio	9	9	2.51	4	4	0	0	21	193	.891
<b>TOTAL</b>	82	82	2.77	35	40	7	2	228	2336	.902

## REGULAR SEASON

### MOST POINTS:

Jiri Hudler, 54

### MOST GOALS:

Michael Cammalleri, 26

### MOST ASSISTS:

Jiri Hudler, 37

### MOST PENALTY MINUTES:

Brian McGrattan, 100

### MOST WINS GOALIE:

Karri Ramo, 17

## TROPHIES AND AWARDS

### RALPH T. SCURFIELD HUMANITARIAN AWARD

Mikael Backlund

### J.R. McCAIG MEMORIAL AWARD

Matt Stajan



# 2012-13

*Kiprusoff retires as the Flames' winningest goalie in franchise history.*

COACH	REGULAR SEASON									PLAYOFFS				
	GP	W	L	OTL	SOL	PTS	GF	GA	GP	W	L	GF	GA	
Bob Hartley	48	19	25	1	3	42	128	160	-	-	-	-	-	

Regular Season: 4th Northwest Division, 25th overall.

## FLAMES PLAYERS

PLAYER	REGULAR SEASON					PLAYOFFS				
	GP	G	A	PTS	PIM	GP	G	A	PTS	PIM
Michael Cammalleri	44	13	19	32	25	-	-	-	-	-
Lee Stempniak	47	9	23	32	12	-	-	-	-	-
Alex Tanguay	40	11	16	27	22	-	-	-	-	-
Jiri Hudler	42	10	17	27	22	-	-	-	-	-
Curtis Glencross	40	15	11	26	18	-	-	-	-	-
Matt Stajan	43	5	18	23	26	-	-	-	-	-
Dennis Wideman	46	6	16	22	12	-	-	-	-	-
Roman Cervenka	39	9	8	17	14	-	-	-	-	-
Mikael Backlund	32	8	8	16	29	-	-	-	-	-
Mark Giordano	47	4	11	15	40	-	-	-	-	-
T.J. Brodie	47	2	12	14	8	-	-	-	-	-
Sven Baertschi	20	3	7	10	6	-	-	-	-	-
Steve Begin	36	4	4	8	22	-	-	-	-	-
Chris Butler	44	1	7	8	19	-	-	-	-	-
Roman Horak	20	2	5	7	2	-	-	-	-	-
Tim Jackman	42	1	4	5	76	-	-	-	-	-
Brian McGrattan	19	3	0	3	49	-	-	-	-	-
	CGY	2	0	0	0	-	-	-	-	-
	NSH	3	0	0	0	-	-	-	-	-
Mark Cundari	4	1	2	3	2	-	-	-	-	-
Maxwell Reinhart	11	1	2	3	4	-	-	-	-	-
Cory Sarich	28	0	2	2	16	-	-	-	-	-
Ben Hanowski	5	1	0	1	0	-	-	-	-	-
Brett Carson	10	0	1	1	0	-	-	-	-	-
Blair Jones	15	0	1	1	10	-	-	-	-	-
Ben Street	6	0	1	1	0	-	-	-	-	-
Derek Smith	22	0	1	1	10	-	-	-	-	-
Paul Byron	4	0	1	1	2	-	-	-	-	-
Anton Babchuk	7	0	1	1	0	-	-	-	-	-
Carter Bancks	2	0	0	0	0	-	-	-	-	-
Akim Aliu	5	0	0	0	14	-	-	-	-	-
<b>TRADED PLAYERS</b>										
Jay Bouwmeester	33	6	9	15	16	-	-	-	-	-
Blake Comeau	33	4	3	7	14	-	-	-	-	-
Jarome Iginla	31	9	13	22	22	-	-	-	-	-
<b>SHOOTOUT GAME WINNERS</b>	3	0	-	-	-	-	-	-	-	-
<b>PENALTY SHOT GOALS</b>	-	0	-	-	-	-	-	-	-	-
<b>TOTAL</b>	48	128	223	351	512	-	-	-	-	-

## FLAMES GOALTENDERS

GOALTENDER	GP	MP	GAA	W	L	OTL	SOL	SO	GA	SA	SV%
Joey MacDonald	21	1,148	2.87	8	9	1	1	0	55	562	.902
Miikka Kiprusoff	24	1,344	3.44	8	14	0	1	0	77	650	.882
Leland Irving	6	270	3.33	2	1	0	1	0	15	128	.883
Danny Taylor	2	120	3.00	1	1	0	0	0	6	68	.912
<b>EMPTY NET GOALS</b>	-	-	-	-	-	-	-	-	4	-	-
<b>OVERTIME GAMES</b>	3	-	-	2	-	-	-	-	1	-	-
<b>SHOOTOUT GAMES</b>	3	-	-	-	-	-	3	-	3	-	-
<b>TOTAL</b>	48	2,901	3.25	19	25	1	3	0	160	1,412	.889

## REGULAR SEASON

### MOST POINTS:

Michael Cammalleri, 32  
Lee Stempniak, 32

### MOST GOALS:

Curtis Glencross, 15

### MOST ASSISTS:

Lee Stempniak, 23

### MOST PENALTY MINUTES:

Tim Jackman, 76

### MOST WINS GOALIE:

Joey MacDonald, 8  
Miikka Kiprusoff, 8

## TROPHIES AND AWARDS

### RALPH T. SCURFIELD HUMANITARIAN AWARD

Matt Stajan

### J.R. McCAIG MEMORIAL AWARD

Lee Stempniak



# 2011-12

2nd in NW Division | Iginla scores 500<sup>th</sup> goal | Kiprusoff 300<sup>th</sup> win

COACH	REGULAR SEASON								PLAYOFFS				
	GP	W	L	OTL	SOL	PTS	GF	GA	GP	W	L	GF	GA
Brent Sutter	82	37	29	7	9	90	202	226	-	-	-	-	-

Regular Season: 2nd Northwest Division, 17th overall.

## FLAMES PLAYERS

PLAYER	REGULAR SEASON					PLAYOFFS				
	GP	G	A	PTS	PIM	GP	G	A	PTS	PIM
Jarome Iginla	82	32	35	67	43	-	-	-	-	-
Olli Jokinen	82	23	38	61	54	-	-	-	-	-
Alex Tanguay	64	13	36	49	28	-	-	-	-	-
Curtis Glencross	67	26	22	48	62	-	-	-	-	-
Michael Cammalleri	CGY	28	11	8	19	16	-	-	-	-
	MTL	38	9	13	22	10	-	-	-	-
TOTAL		66	20	21	41	26	-	-	-	-
Jay Bouwmeester	82	5	24	29	26	-	-	-	-	-
Lee Stempniak	61	14	14	28	16	-	-	-	-	-
Mark Giordano	61	9	18	27	75	-	-	-	-	-
Matt Stajan	61	8	10	18	29	-	-	-	-	-
Blake Comeau	CGY	58	5	10	15	24	-	-	-	-
	NYI	16	0	0	0	6	-	-	-	-
TOTAL		74	5	10	15	30	-	-	-	-
Chris Butler	68	2	13	15	34	-	-	-	-	-
T.J. Brodie	54	2	12	14	14	-	-	-	-	-
Tom Kostopoulos	81	4	8	12	57	-	-	-	-	-
Scott Hannan	78	2	10	12	38	-	-	-	-	-
Mikael Backlund	41	4	7	11	16	-	-	-	-	-
Roman Horak	61	3	8	11	14	-	-	-	-	-
Derek Smith	47	2	9	11	12	-	-	-	-	-
Anton Babchuk	32	2	8	10	6	-	-	-	-	-
David Moss	32	2	7	9	12	-	-	-	-	-
Blair Jones	CGY	21	1	3	4	8	-	-	-	-
	TBL	22	2	2	4	10	-	-	-	-
TOTAL		43	3	5	8	18	-	-	-	-
Cory Sarich	62	1	6	7	66	-	-	-	-	-
Tim Jackman	75	1	6	7	94	-	-	-	-	-
Paul Byron	22	3	2	5	2	-	-	-	-	-
Sven Baertschi	5	3	0	3	4	-	-	-	-	-
Akim Aliu	2	2	1	3	12	-	-	-	-	-
Lance Bouma	27	1	2	3	11	-	-	-	-	-
Krys Kolanos	13	0	1	1	2	-	-	-	-	-
Raitis Ivanans	1	0	0	0	0	-	-	-	-	-
Brett Carson	2	0	0	0	0	-	-	-	-	-
Greg Nemisz	9	0	0	0	0	-	-	-	-	-
BENCH	-	-	-	-	20	-	-	-	-	-
<b>TRADED PLAYERS</b>										
Rene Bourque	38	13	3	16	41	-	-	-	-	-
Brendan Morrison	28	4	7	11	6	-	-	-	-	-
Niklas Hagman	8	1	3	4	2	-	-	-	-	-
<b>SHOOTOUT GAME WINNERS</b>	11	3	-	-	-	-	-	-	-	-
<b>PENALTY SHOT GOALS</b>	-	2	-	-	-	-	-	-	-	-
<b>TOTAL</b>	<b>82</b>	<b>202</b>	<b>324</b>	<b>526</b>	<b>885</b>	-	-	-	-	-

## FLAMES GOALTENDERS

GOALTENDER	GP	MP	GAA	W	L	OTL	SOL	SO	GA	SA	SV%
Mikko Kiprusoff	70	4,128	2.35	35	22	3	8	4	162	2,040	.921
Henrik Karlsson	9	454	3.17	1	4	2	0	0	24	239	.900
Leland Irving	7	394	3.20	1	3	2	1	0	21	239	.912
<b>EMPTY NET GOALS</b>	-	-	-	-	-	-	-	-	10	-	-
<b>OVERTIME GAMES</b>	10	-	-	2	-	7	-	7	-	-	-
<b>SHOOTOUT GAME WINNERS</b>	11	-	-	3	-	9	-	9	-	-	-
<b>TOTAL</b>	<b>82</b>	<b>5,008</b>	<b>2.60</b>	<b>37</b>	<b>29</b>	<b>7</b>	<b>9</b>	<b>4</b>	<b>217</b>	<b>2,528</b>	<b>.914</b>

## REGULAR SEASON

### MOST POINTS:

Jarome Iginla, 67

### MOST GOALS:

Jarome Iginla, 32

### MOST ASSISTS:

Olli Jokinen, 38

### MOST PENALTY MINUTES:

Tim Jackman, 94

### MOST WINS GOALIE:

Mikko Kiprusoff, 35

## TROPHIES AND AWARDS

### RALPH T. SCURFIELD HUMANITARIAN AWARD

Curtis Glencross

### J.R. McCAIG MEMORIAL AWARD

Mark Giordano

### ALL-STAR GAME

Jarome Iginla



# 2010-11

Flames hit 40-win mark for 7th consecutive season | Iginla 1,000 points

COACH	REGULAR SEASON								PLAYOFFS				
	GP	W	L	OTL	SOL	PTS	GF	GA	GP	W	L	GF	GA
Brent Sutter	82	41	29	5	7	94	250	237	-	-	-	-	-

Regular Season: 2nd Northwest Division, 17th overall.

## FLAMES PLAYERS

PLAYER	REGULAR SEASON					PLAYOFFS				
	GP	G	A	PTS	PIM	GP	G	A	PTS	PIM
Jarome Iginla	82	43	43	86	40	-	-	-	-	-
Alex Tanguay	79	22	47	69	24	-	-	-	-	-
Olli Jokinen	79	17	37	54	44	-	-	-	-	-
Rene Bourque	80	27	23	50	42	-	-	-	-	-
Curtis Glencross	79	24	19	43	59	-	-	-	-	-
Brendan Morrison	66	9	34	43	16	-	-	-	-	-
Mark Giordano	82	8	35	43	67	-	-	-	-	-
Anton Babchuk	CGY	65	8	19	27	20	-	-	-	-
	CAR	17	3	5	8	12	-	-	-	-
TOTAL		82	11	24	35	32	-	-	-	-
Matt Stajan	76	6	25	31	32	-	-	-	-	-
David Moss	58	17	13	30	18	-	-	-	-	-
Niklas Hagman	71	11	16	27	24	-	-	-	-	-
Mikael Backlund	73	10	15	25	18	-	-	-	-	-
Jay Bouwmeester	82	4	20	24	44	-	-	-	-	-
Tim Jackman	82	10	13	23	86	-	-	-	-	-
Tom Kostopoulos	CGY	59	7	7	14	44	-	-	-	-
	CAR	17	1	3	4	30	-	-	-	-
TOTAL	76	8	10	18	74	-	-	-	-	-
Cory Sarich	76	4	13	17	75	-	-	-	-	-
Robyn Regehr	79	2	15	17	58	-	-	-	-	-
Freddy Modin	CGY	4	0	0	0	2	-	-	-	-
	ATL	36	7	3	10	12	-	-	-	-
TOTAL		40	7	3	10	12	-	-	-	-
Steve Stalos	39	3	7	10	24	-	-	-	-	-
Adam Pardy	30	1	6	7	24	-	-	-	-	-
Ales Kotalik	26	4	2	6	8	-	-	-	-	-
Craig Conroy	18	2	0	2	8	-	-	-	-	-
Stefan Meyer	16	0	2	2	17	-	-	-	-	-
Brendan Mikkelsen	CGY	19	0	1	1	2	-	-	-	-
	ANA	5	0	1	1	7	-	-	-	-
TOTAL		24	0	2	2	9	-	-	-	-
Lance Bouma	16	0	1	1	2	-	-	-	-	-
Greg Nemisz	6	0	1	1	0	-	-	-	-	-
Daymond Langkow	4	0	1	1	0	-	-	-	-	-
Brett Carson	CGY	6	0	0	0	0	-	-	-	-
	CAR	13	0	0	0	4	-	-	-	-
TOTAL		19	0	0	0	4	-	-	-	-
T.J. Brodie	3	0	0	0	2	-	-	-	-	-
Raitis Ivanans	1	0	0	0	5	-	-	-	-	-
BENCH	-	-	-	-	18	-	-	-	-	-
<b>TRADED PLAYERS</b>										
Brent Sutter	4	0	1	1	5	-	-	-	-	-
Ian White	16	2	4	6	6	-	-	-	-	-
<b>SHOOTOUT GAME WINNERS</b>	-	9	-	-	-	-	-	-	-	-
<b>PENALTY SHOT GOALS</b>	-	1	-	-	-	-	-	-	-	-
<b>TOTAL</b>	<b>82</b>	<b>250</b>	<b>415</b>	<b>665</b>	<b>836</b>					

## FLAMES GOALTENDERS

GOALTENDER	GP	MP	GAA	W	L	OTL	SOL	SO	GA	SA	SV%
Mikka Kiprusoff	71	4,155:39	2.63	37	24	2	4	6	182	1935	.906
Henrik Karlsson	17	837:33	2.58	4	5	3	3	0	36	391	.908
<b>EMPTY NET GOALS</b>	-	-	-	-	-	-	-	-	-	12	-
<b>SHOOTOUT GAME WINNERS</b>	-	-	-	-	-	-	-	-	7	-	-
<b>TOTAL</b>	<b>82</b>	<b>5,019</b>	<b>2.75</b>	<b>41</b>	<b>29</b>	<b>5</b>	<b>7</b>	<b>6</b>	<b>230</b>	<b>2338</b>	<b>.902</b>

## REGULAR SEASON

### MOST POINTS:

Jarome Iginla, 86

### MOST GOALS:

Jarome Iginla, 43

### MOST ASSISTS:

Alex Tanguay, 47

### MOST PENALTY MINUTES:

Tim Jackman, 86

### MOST WINS GOALIE:

Mikka Kiprusoff, 37

## TROPHIES AND AWARDS

### RALPH T. SCURFIELD HUMANITARIAN AWARD

Cory Sarich

### J.R. McCAIG MEMORIAL AWARD

Tim Jackman

### MOLSON CUP

Jarome Iginla



# 2009-10

Flames break 40-win mark for 6th consecutive season.

COACH	REGULAR SEASON									PLAYOFFS				
	GP	W	L	OTL	SOL	PTS	GF	GA	GP	W	L	GF	GA	
Brent Sutter	82	40	32	3	7	90	204	210	-	-	-	-	-	

Regular Season: 3rd Northwest Division, 16th overall.

## FLAMES PLAYERS

PLAYER	REGULAR SEASON					PLAYOFFS				
	GP	G	A	PTS	PIM	GP	G	A	PTS	PIM
Jarome Iginla	82	32	37	69	58	-	-	-	-	-
Rene Bourque	73	27	31	58	88	-	-	-	-	-
Matt Stajan	TOR	55	16	25	41	30	-	-	-	-
	CGY	27	3	13	16	2	-	-	-	-
TOTAL		82	19	38	57	32	-	-	-	-
Niklas Hagman	TOR	55	20	13	33	23	-	-	-	-
	CGY	27	5	6	11	2	-	-	-	-
TOTAL		82	25	19	44	25	-	-	-	-
Ian White	TOR	56	9	17	26	39	-	-	-	-
	CGY	27	4	8	12	12	-	-	-	-
TOTAL		83	13	25	38	51	-	-	-	-
Daymond Langkow		72	14	23	37	30	-	-	-	-
Curtis Glencross		67	15	18	33	58	-	-	-	-
Nigel Dawes		66	14	18	32	18	-	-	-	-
Mark Giordano		82	11	19	30	81	-	-	-	-
Joy Bouwmeester		82	3	26	29	48	-	-	-	-
Ales Kotalik	NYR	45	8	14	22	38	-	-	-	-
	CGY	26	3	2	5	29	-	-	-	-
TOTAL		71	11	16	27	67	-	-	-	-
Eric Nystrom		82	11	8	19	54	-	-	-	-
David Moss		64	8	9	17	20	-	-	-	-
Christopher Higgins	NYR	55	6	8	14	32	-	-	-	-
	CGY	12	2	1	3	0	-	-	-	-
TOTAL		67	8	9	17	32	-	-	-	-
Robyn Regehr		81	2	15	17	80	-	-	-	-
Craig Conroy		63	3	12	15	25	-	-	-	-
Jamal Mayers	TOR	44	2	6	8	78	-	-	-	-
	CGY	27	1	5	6	53	-	-	-	-
TOTAL		71	3	11	14	131	-	-	-	-
Mikael Backlund		23	1	9	10	6	-	-	-	-
Steve Staios	EDM	40	0	7	7	59	-	-	-	-
	CGY	18	1	2	3	16	-	-	-	-
TOTAL		58	1	9	10	75	-	-	-	-
Adam Pardy		57	2	7	9	48	-	-	-	-
Cory Sarich		57	1	5	6	58	-	-	-	-
Brian McGrattan		34	1	3	4	86	-	-	-	-
Staffan Kronwall		11	1	2	3	2	-	-	-	-
Jason Joffray		3	0	0	0	0	-	-	-	-
Brett Sutter		10	0	0	0	5	-	-	-	-
BENCH		-	-	-	-	14	-	-	-	-
<b>TRADED PLAYERS</b>										
Olli Jokinen		56	11	24	35	53	-	-	-	-
Dion Phaneuf		55	10	12	22	49	-	-	-	-
Dustin Boyd		60	8	11	19	15	-	-	-	-
Jamie Lundmark		21	4	5	9	4	-	-	-	-
Fredrik Sjostrom		46	1	5	6	8	-	-	-	-
Brandon Prust		43	1	4	5	98	-	-	-	-
Aaron Johnson		22	1	2	3	19	-	-	-	-
<b>SHOOTOUT GAME WINNERS</b>		-	3	-	-	-	-	-	-	-
<b>PENALTY SHOT GOALS</b>		-	0	-	-	-	-	-	-	-
<b>TOTAL</b>		<b>82</b>	<b>204</b>	<b>342</b>	<b>546</b>	<b>1129</b>				

## FLAMES GOALTENDERS

GOALTENDER	GP	MP	GAA	W	L	OTL	SOL	SO	GA	SA	SV%
Mikka Kiprusoff	73	4,235:19	2.31	35	28	3	7	4	163	2035	.920
Curtis McElhinney	10	502:29	3.23	3	4	0	0	0	27	235	.885
Vesa Toskala	6	211:55	2.26	2	0	0	0	0	8	97	.918
<b>EMPTY NET GOALS</b>	-	-	-	-	-	-	-	-	5	5	-
<b>SHOOTOUT GAME WINNERS</b>	-	-	-	-	-	-	-	-	7	-	-
<b>TOTAL</b>	<b>82</b>	<b>4,980</b>	<b>2.45</b>	<b>40</b>	<b>32</b>	<b>3</b>	<b>7</b>	<b>4</b>	<b>210</b>	<b>2372</b>	<b>.914</b>

## REGULAR SEASON

### MOST POINTS:

Jarome Iginla, 69

### MOST GOALS:

Jarome Iginla, 32

### MOST ASSISTS:

Matt Stajan, 38

### MOST PENALTY MINUTES:

Jamal Mayers, 131

### MOST WINS GOALIE:

Mikka Kiprusoff, 35

## TROPHIES AND AWARDS

### RALPH T. SCURFIELD HUMANITARIAN AWARD

Craig Conroy

### J.R. McCAIG MEMORIAL AWARD

Daymond Langkow

### MOLSON CUP

Mikka Kiprusoff





# 2008-09

Iginla wins Messier Leadership Award and 1st All-Star | Kiprusoff leads NHL with 45 wins

COACH	REGULAR SEASON									PLAYOFFS				
	GP	W	L	OTL	SOL	PTS	GF	GA	GP	W	L	GF	GA	
Mike Keenan	82	46	30	4	2	98	254	248	6	2	4	16	21	

Regular Season: 2nd Northwest Division, 10th overall. Playoffs: Conference Quarter-Finals – lost series to Chicago 4-2

## FLAMES PLAYERS

PLAYER	REGULAR SEASON					PLAYOFFS				
	GP	G	A	PTS	PIM	GP	G	A	PTS	PIM
Jarome Iginla	82	35	54	89	37	6	3	1	4	0
Michael Cammalleri	81	39	43	82	44	6	1	2	3	2
Olli Jokinen	57	21	21	42	49	-	-	-	-	-
	19	8	7	15	18	6	2	3	5	4
TOTAL	76	29	28	57	67	6	2	3	5	4
Daymond Langkow	73	21	28	49	20	6	0	3	3	2
Craig Conroy	82	12	36	48	28	6	0	1	1	0
Dion Phaneuf	80	11	36	47	100	5	0	3	3	4
Todd Bertuzzi	66	15	29	44	74	6	1	1	2	8
Curtis Glencross	74	13	27	40	42	6	0	3	3	12
Rene Bourque	58	21	19	40	70	5	1	0	1	22
David Moss	81	20	19	39	22	6	3	0	3	0
Adrian Aucoin	81	10	24	34	46	6	2	1	3	2
Jordan Leopold	64	6	14	20	18	-	-	-	-	-
	19	1	3	4	6	6	0	1	1	8
TOTAL	83	7	17	24	24	6	0	1	1	8
Dustin Boyd	71	11	11	22	10	5	1	0	1	0
Cory Sarich	76	2	18	20	112	5	0	1	1	4
Mark Giordano	58	2	17	19	59	-	-	-	-	-
Jamie Lundmark	27	8	8	16	17	2	0	0	0	0
Eric Nystrom	76	5	5	10	89	6	2	2	4	0
Adam Pardy	60	1	9	10	69	6	0	2	2	5
Robyn Regehr	75	0	8	8	73	-	-	-	-	-
Jim Vandermeer	45	1	6	7	108	6	0	1	1	4
Wayne Primeau	24	0	4	4	14	-	-	-	-	-
Andre Roy	44	3	0	3	83	2	0	0	0	0
Matt Pelech	5	0	3	3	9	-	-	-	-	-
David Van Der Gulik	6	0	2	2	0	-	-	-	-	-
Warren Peters	16	1	0	1	12	4	0	0	0	0
Brett Sutter	4	1	0	1	2	-	-	-	-	-
John Negrin	3	0	1	1	2	-	-	-	-	-
Kris Chuko	2	0	0	0	2	-	-	-	-	-
Mikael Backlund	1	0	0	0	0	-	-	-	-	-
Kyle Greentree	2	0	0	0	0	-	-	-	-	-
Anders Eriksson	0	0	0	0	0	2	0	0	0	0
BENCH	82	-	-	-	-	-	-	-	-	-
<b>TRADED PLAYERS</b>	<b>75</b>	<b>10</b>	<b>22</b>	<b>32</b>	<b>109</b>	-	-	-	-	-
SHOOTOUT GAME WINNERS	-	3	-	-	-	-	-	-	-	-
PENALTY SHOT GOALS	0	-	-	-	-	-	-	-	-	-
TOTAL	82	254	439	690	1299	6	16	29	45	89

## FLAMES GOALTENDERS

GOALTENDER	GP	MP	GAA	W	L	OTL	SOL	SO	GA	SA	SV%
Mikka Kiprusoff	76	4,417:59	2.84	45	24	3	2	4	209	2155	.903
PLAYOFFS	6	323:49	3.52	2	3	1	-	0	19	164	.884
Curtis McElhinney	14	517:53	3.59	1	6	1	0	0	31	280	.889
PLAYOFFS	1	33:46	1.76	0	0	0	-	0	1	10	.900
EMPTY NET GOALS	-	-	-	-	-	-	-	-	6	6	-
EMPTY NET GOALS	-	-	-	-	-	-	-	-	1	1	-
SHOOTOUT GAME WINNERS	-	-	-	-	-	-	-	-	2	-	-
TOTAL	82	4,964	2.97	46	30	4	2	4	248	2441	.899
PLAYOFFS	6	360	3.50	2	3	1	-	0	21	175	.880

## REGULAR SEASON

### MOST POINTS:

Jarome Iginla, 69

### MOST GOALS:

Michael Cammalleri, 39

### MOST ASSISTS:

Jarome Iginla, 54

### MOST PENALTY MINUTES:

Cory Sarich, 112

### MOST WINS GOALIE:

Mikka Kiprusoff, 45

## PLAYOFFS

### MOST POINTS:

Olli Jokinen, 5

### MOST GOALS:

Jarome Iginla, 3

David Moss, 3

### MOST ASSISTS:

Daymond Langkow, 3

Dion Phaneuf, 3

Curtis Glencross, 3

### MOST PENALTY MINUTES:

Rene Bourque, 22

## TROPHIES AND AWARDS

### RALPH T. SCURFIELD HUMANITARIAN AWARD

David Moss

### J.R. MCCAIG MEMORIAL AWARD

Craig Conroy

### MOLSON CUP

Mikka Kiprusoff

### ALL-STAR GAME

Jarome Iginla



# 2007-08

Iginla leads team with 50 goals and 98 points | Phaneuf and Iginla All-Stars

COACH	REGULAR SEASON							PLAYOFFS				
	GP	W	L	OTL	PTS	GF	GA	GP	W	L	GF	GA
Mike Keenan	82	42	30	10	94	229	227	7	3	4	17	19

Regular Season: 3rd Northwest Division, 14th overall. Playoffs: Conference Quarter-Finals - lost series to San Jose 4-3.

## FLAMES PLAYERS

PLAYER	REGULAR SEASON					PLAYOFFS					
	GP	G	A	PTS	PIM	GP	G	A	PTS	PIM	
Jarome Iginla	82	50	48	98	83	7	4	5	9	2	
Kristian Huselius	81	25	41	66	40	7	0	4	4	6	
Daymond Langkow	80	30	35	65	19	7	3	2	5	0	
Dion Phaneuf	82	17	43	60	182	7	3	4	7	4	
Alex Tanguay	78	18	40	58	48	7	0	4	4	4	
Matthew Lombardi	82	14	22	36	67	7	0	0	0	4	
Adrian Aucoin	76	10	25	35	37	7	0	3	3	4	
Craig Conroy	79	12	22	34	71	7	0	2	2	8	
Owen Nolan	77	16	16	32	71	7	3	2	5	2	
Robyn Regehr	82	5	15	20	79	7	0	2	2	2	
Anders Eriksson	61	1	17	18	36	3	0	1	1	2	
James Vandermeer	CHI	26	2	7	9	44	-	-	-	-	
	PHI	28	1	5	6	27	-	-	-	-	
	CGY	21	0	2	2	39	7	0	0	0	
TOTAL		75	3	14	17	110	7	0	0	0	
Dustin Boyd		48	7	5	12	6	0	0	0	0	
Stephane Yelle		74	3	9	12	20	7	0	2	6	
David Moss		41	4	7	11	10	5	1	1	2	
Eric Nystrom		44	3	7	10	48	7	0	0	0	
Wayne Primeau		43	3	7	10	26	7	1	0	1	
Cory Sarich		80	2	5	7	135	7	0	1	4	
Marcus Nilson		47	3	2	5	4	2	0	0	0	
Mark Smith		54	1	3	4	59	0	0	0	0	
Rhett Warren		31	1	3	4	21	0	0	0	0	
Eric Godard		74	1	1	2	171	5	0	0	0	
David Hale		58	0	2	2	46	6	0	0	0	
Tim Ramholt		1	0	0	0	0	0	0	0	0	
BENCH		82	-	-	-	14	7	-	-	2	
TRADED PLAYERS		-	-	-	-	-	-	-	-	-	
TOTAL		82	226	379	605	1342	7	17	31	48	68

## FLAMES GOALTENDERS

GOALTENDER	GP	MP	GAA	W	L	OTL	SOL	SO	EN	GA	SA	SV%
Mikka Kiprusoff	76	4,398	2.69	39	26	7	3	2	3	197	2096	.906
PLAYOFFS	7	336	3.21	2	4	0	-	1	0	18	196	.908
Curtis Joseph	9	399	2.55	3	2	0	0	0	0	17	181	.906
PLAYOFFS	2	79	0.76	1	0	0	-	0	0	1	33	.902
Curtis McElhinney	5	150	2.00	0	2	0	0	0	1	5	51	.902
Matt Keetley	1	9	0.00	0	0	0	0	0	0	0	2	1.000
TOTAL	82	4,975	2.70	42	30	7	3	2	4	224	2335	.904
PLAYOFFS	7	415	2.75	3	4	0	-	1	0	19	229	.917

## REGULAR SEASON

### MOST POINTS:

Jarome Iginla, 98

### MOST GOALS:

Jarome Iginla, 50

### MOST ASSISTS:

Jarome Iginla, 48

### MOST PENALTY MINUTES:

Dion Phaneuf, 182

### MOST WINS GOALIE:

Mikka Kiprusoff, 39

## PLAYOFFS

### MOST POINTS:

Jarome Iginla, 9

### MOST GOALS:

Jarome Iginla, 4

### MOST ASSISTS:

Jarome Iginla, 5

### MOST PENALTY MINUTES:

Craig Conroy, 8

## TROPHIES AND AWARDS

### RALPH T. SCURFIELD HUMANITARIAN AWARD

Dion Phaneuf

### J.R. McCaig MEMORIAL AWARD

Jarome Iginla

### MOLSON CUP

Jarome Iginla

### ALL-STAR GAME

Jarome Iginla, Captain

Dion Phaneuf



# 2006-07

Three 30-goal scorers | Phaneuf and Kiprusoff voted All-Stars

COACH	REGULAR SEASON							PLAYOFFS				
	GP	W	L	OTL	PTS	GF	GA	GP	W	L	GF	GA
Jim Playfair	82	43	29	10	96	258	226	6	2	4	10	18

Regular Season: 3rd Northwest Division, 13th overall. Playoffs: Conference Quarter-Finals - lost series to Detroit 4-2.

## FLAMES PLAYERS

PLAYER	REGULAR SEASON					PLAYOFFS				
	GP	G	A	PTS	PIM	GP	G	A	PTS	PIM
Jarome Iginla	70	39	55	94	40	6	2	2	4	12
Alex Tanguay	81	22	59	81	44	6	1	3	4	8
Kristian Huselius	81	34	43	77	26	6	0	2	2	4
Daymond Langkow	81	33	44	77	44	6	2	2	4	4
Dion Phaneuf	79	17	33	50	98	6	1	0	1	7
Matthew Lombardi	81	20	26	46	48	6	1	1	2	0
Roman Hamrlik	75	7	31	38	88	6	0	1	1	8
Craig Conroy	52	5	11	16	38	-	-	-	-	-
	28	8	13	21	18	6	1	1	2	8
TOTAL	80	13	24	37	56	6	1	1	2	8
Tony Amonte	81	10	20	30	40	6	0	1	1	0
Stephane Yelle	56	10	14	24	32	6	0	0	0	2
Wayne Primeau	51	7	8	15	75	-	-	-	-	-
	27	3	4	7	36	6	0	2	2	14
TOTAL	78	10	12	22	111	6	0	2	2	14
Brad Stuart	48	7	10	17	26	-	-	-	-	-
	27	0	5	5	18	6	0	1	1	6
TOTAL	75	7	15	22	44	6	0	1	1	6
Robyn Regehr	78	2	19	21	75	1	0	0	0	0
David Moss	41	10	8	18	12	6	0	1	1	0
Mark Giordano	48	7	8	15	36	0	0	0	0	0
Marcus Nilson	63	5	10	15	27	6	0	0	0	2
Byron Ritchie	64	8	6	14	68	1	0	0	0	10
Jeff Friesen	72	6	6	12	34	5	0	0	0	2
Rhett Warrenner	62	4	6	10	67	6	0	0	0	10
Andrei Zyuzin	49	1	5	6	30	5	1	0	1	2
Dustin Boyd	13	2	2	4	4	-	-	-	-	-
Richie Regehr	6	1	1	2	0	-	-	-	-	-
Eric Godard	19	0	1	1	50	-	-	-	-	-
David Hale	43	0	1	1	26	-	-	-	-	-
	11	0	0	0	10	2	0	0	0	6
TOTAL	54	0	1	1	36	2	0	0	0	6
Tami Maki	1	0	0	0	0	-	-	-	-	-
Carsen Gormyn	2	0	0	0	0	-	-	-	-	-
Darren McCarty	32	0	0	0	58	-	-	-	-	-
Brad Ference	5	0	0	0	2	-	-	-	-	-
Brandon Prust	10	0	0	0	25	-	-	-	-	-
Miikka Kiprusoff	74	0	0	0	2	6	0	0	0	0
Jamie McLennan	9	0	0	0	16	1	0	0	0	12
BENCH	82	-	-	-	22	7	-	-	-	0
TRADED PLAYERS	133	6	27	33	134	-	-	-	-	-
TOTAL	82	258	447	705	1204	6	10	17	27	117

## REGULAR SEASON

### MOST POINTS:

Jarome Iginla, 94

### MOST GOALS:

Jarome Iginla, 39

### MOST ASSISTS:

Alex Tanguay, 59

### MOST PENALTY MINUTES:

Dion Phaneuf, 98

### MOST WINS GOALIE:

Miikka Kiprusoff, 40

## PLAYOFFS

### MOST POINTS:

Jarome Iginla, 4

Alex Tanguay, 4

### MOST GOALS:

Jarome Iginla, 2

Daymond Langkow, 2

### MOST ASSISTS:

Alex Tanguay, 3

### MOST PENALTY MINUTES:

Wayne Primeau, 14

## TROPHIES AND AWARDS

### RALPH T. SCURFIELD HUMANITARIAN AWARD

Rhett Warrenner

### J.R. McCAIG MEMORIAL AWARD

Stephane Yelle

### MOLSON CUP

Miikka Kiprusoff

## FLAMES GOALTENDERS

GOALTENDER	REGULAR SEASON							PLAYOFFS						
	GP	MP	GA	GAA	W-L-OTL	SO	EN	GP	MP	GA	GAA	W-L	SO	EN
Miikka Kiprusoff	74	4419	181	2.46	40-24-9	7	6	6	384	18	2.81	2-4	0	0
Jamie McLennan	9	533	32	3.60	3-5-1	0	0	1	1	0	0.00	0-0	0	0
TOTAL	82	4952	213	2.58	43-29-10	10	5	6	385	18	2.81	2-4	0	0



# 2005-06

*Kiprusoff wins Vezina and Jennings trophies.*

COACH	REGULAR SEASON								PLAYOFFS				
	GP	W	L	OTL	PTS	GF	GA	GP	W	L	GF	GA	
Darryl Sutter	82	46	25	11	103	218	200	7	3	4	16	17	

Regular Season: 1st Northwest Division, 7th overall. Playoffs: Conference Quarter-Finals – lost series to Anaheim 4-3.

## FLAMES PLAYERS

PLAYER	REGULAR SEASON					PLAYOFFS					
	GP	G	A	PTS	PIM	GP	G	A	PTS	PIM	
Jarome Iginla	82	35	32	67	86	7	5	3	8	11	
Daymond Langkow	82	25	34	59	46	7	1	5	6	6	
Dion Phaneuf	82	20	29	49	93	7	1	0	1	7	
Kristian Huselius	FLA	24	5	3	8	4	-	-	-	-	
	CGY	54	15	24	39	36	7	2	4	6	4
TOTAL		78	20	27	47	40	7	2	4	6	4
Tony Amonte	80	14	28	42	43	7	2	1	3	10	
Chuck Kobasew	77	20	11	31	64	7	1	0	1	0	
Andrew Ference	82	4	27	31	85	7	0	4	4	12	
Jamie Lundmark	NYR	3	1	0	1	6	-	-	-	-	
	PHX	38	5	13	18	36	-	-	-	-	
	CGY	12	4	6	10	20	4	0	1	1	7
TOTAL		53	10	19	29	62	4	0	1	1	7
Mike Leclerc	PHX	35	9	12	21	29	-	-	-	-	
	CGY	15	1	4	5	8	3	0	0	0	2
TOTAL		50	10	16	26	37	3	0	0	0	2
Roman Hamrlik	51	7	19	26	56	7	0	2	2	2	
Robyn Regehr	68	6	20	26	67	7	1	3	4	6	
Matthew Lombardi	55	6	20	26	48	7	0	2	2	2	
Chris Simon	72	8	14	22	94	6	0	1	1	7	
Shean Donovan	80	9	11	20	82	7	0	0	0	6	
Jordan Leopold	74	2	18	20	68	7	0	1	1	4	
Stephane Yelle	74	4	14	18	48	7	1	0	1	8	
Marcus Nilson	70	6	11	17	32	-	-	-	-	-	
Darren McCarty	67	7	6	13	117	7	2	0	2	15	
Byron Ritchie	45	4	2	6	69	7	0	0	0	0	
Rhett Warrener	61	3	3	6	54	7	0	0	0	14	
Craig MacDonald	25	3	2	5	8	1	0	0	0	0	
Cale Hulse	PHX	0	0	0	0	-	-	-	-	-	
	CBJ	27	0	3	3	43	-	-	-	-	
	CGY	12	0	1	1	20	-	-	-	-	
TOTAL		39	0	4	4	63	-	-	-	-	
Bryan Marchment	37	1	2	3	75	-	-	-	-	-	
Richie Regehr	14	0	2	2	6	-	-	-	-	-	
Mark Giordano	7	0	1	1	8	-	-	-	-	-	
Eric Nystrom	2	0	0	0	0	-	-	-	-	-	
Carsen Germyn	2	0	0	0	0	-	-	-	-	-	
Lynn Loyns	1	0	0	0	0	-	-	-	-	-	
BENCH	82	0	0	0	18	7	0	0	0	4	
TRADED PLAYERS	92	12	21	33	100	-	-	-	-	-	
TOTAL	82	216	362	578	1451	7	16	27	42	127	

## REGULAR SEASON

### MOST POINTS:

Jarome Iginla, 67

### MOST GOALS:

Jarome Iginla, 35

### MOST ASSISTS:

Daymond Langkow, 34

### MOST PENALTY MINUTES:

Darren McCarty, 117

### MOST WINS GOALIE:

Miikka Kiprusoff, 42

## PLAYOFFS

### MOST POINTS:

Jarome Iginla, 8

### MOST GOALS:

Jarome Iginla, 5

### MOST ASSISTS:

Damon Langkow, 5

### MOST PENALTY MINUTES:

Darren McCarty, 15

## TROPHIES AND AWARDS

### RALPH T. SCURFIELD HUMANITARIAN AWARD

Rhett Warrener

### J.R. McCAIG MEMORIAL AWARD

Robyn Regehr

### MOLSON CUP

Miikka Kiprusoff

### VEZINA TROPHY

Miikka Kiprusoff

### WILLIAM M. JENNINGS TROPHY

Miikka Kiprusoff

## FLAMES GOALTENDERS

GOALTENDER	REGULAR SEASON							PLAYOFFS						
	GP	MP	GA	GAA	W-L-OTL	SO	EN	GP	MP	GA	GAA	W-L	SO	EN
Miikka Kiprusoff	74	4380	151	2.07	42-20-11	10	5	7	427:5	16	2.24	3-4	0	1
Brian Boucher	3	182	15	4.95	1-2-0	0	0	-	-	-	-	-	-	-
TRADED GOALIE	8	402	22	3.28	3-3-0	0	0	-	-	-	-	-	-	-
TOTAL	82	4984	193	2.32	46-25-11	10	5	7	431	17	2.37	3-4	0	1



# 2003-04

Flames ride the C of Red to the Stanley Cup Finals.

COACH	REGULAR SEASON								PLAYOFFS				
	GP	W	L	T	OTL	PTS	GF	GA	GP	W	L	GF	GA
Darryl Sutter	82	42	30	7	3	94	200	176	26	15	11	60	53

Regular Season: 3rd Northwest Division, 12th overall. Playoffs: Conference Quarter-Finals - defeated Vancouver 4-3; Conference Semi-Finals - defeated Detroit 4-2; Western Conference Finals - defeated San Jose 4-2; Stanley Cup Finals - lost to Tampa Bay 4-3.

## FLAMES PLAYERS

PLAYER	REGULAR SEASON					PLAYOFFS					
	GP	G	A	PTS	PIM	GP	G	A	PTS	PIM	
Jarome Iginla	81	41	32	73	84	26	13	9	22	45	
Craig Conroy	63	8	39	47	44	26	6	11	17	12	
Shean Donovan	82	18	24	42	72	24	5	5	10	23	
Martin Gellinas	76	17	18	35	70	26	8	7	15	35	
Jordan Leopold	82	9	24	33	24	26	0	10	10	6	
Dean McAmmond	64	17	13	30	18	-	-	-	-	-	
Matthew Lombardi	79	16	13	29	32	13	1	5	6	4	
Oleg Saprykin	69	12	17	29	41	26	3	3	6	14	
Steve Reinprecht	44	7	22	29	4	-	-	-	-	-	
Chris Simon	NYR	65	14	9	23	225	-	-	-	-	
	CGY	13	3	2	5	25	16	5	2	7	74
TOTAL		78	17	11	28	250	16	5	2	7	74
Chris Clark		82	10	15	25	106	26	3	3	6	30
Marcus Nilson	FLA	69	6	13	19	26	-	-	-	-	-
	CGY	14	5	0	5	14	26	4	7	11	12
TOTAL		83	11	13	24	40	26	4	7	11	12
Ville Nieminen	CHI	60	2	11	13	40	-	-	-	-	-
	CGY	19	3	5	8	18	24	4	4	8	55
TOTAL		79	5	16	21	58	24	4	4	8	55
Toni Lydman		67	4	16	20	30	6	0	1	1	2
Robyn Regehr		82	4	14	18	74	26	2	7	9	20
Chuck Kobasew		70	6	11	17	51	26	0	1	1	24
Stephane Yelle		53	4	13	17	24	23	3	3	6	16
Rhett Warrener		77	3	14	17	97	24	0	1	1	6
Andrew Ference		72	4	12	16	53	26	0	3	3	25
Denis Gauthier		80	1	15	16	113	6	0	1	1	4
Krzysztof Oliwa		65	3	2	5	247	20	2	0	2	6
Steve Montador		26	1	2	3	50	20	1	2	3	6
Dave Lowry		18	1	1	2	11	10	0	0	0	6
Lynn Loyns	SJS	2	0	0	0	0	-	-	-	-	-
	CGY	12	0	2	2	2	-	-	-	-	-
TOTAL		14	0	2	2	2	0	0	0	0	0
Martin Sonnenberg		5	0	0	0	2	0	0	0	0	0
Mike Commodore		12	0	0	0	25	20	0	2	2	19
Brennan Evans		-	-	-	-	-	2	0	0	0	0
Bench		82	0	0	0	42	26	0	0	0	0
TRADED PLAYERS		95	3	9	12	40	-	-	-	-	-
TOTAL		82	200	335	535	1428	26	60	87	147	444

## FLAMES GOALTENDERS

GOALTENDER	REGULAR SEASON							PLAYOFFS						
	GP	MP	GA	GAA	W-L-OTL	SO	EN	GP	MP	GA	GAA	W-L	SO	EN
Miikka Kiprusoff	38	2301	65	1.69	24-10-4	4	4	26	1655	51	1.85	15-11	5	2
Roman Turek	18	1031	40	2.33	6-11-0	3	2	1	19	0	0.00	0-0	0	0
Dany Sabourin	4	169	10	3.55	0-3-0	0	0	-	-	-	-	-	-	-
Jamie McLennan	26	1446	53	2.20	12-9-3	4	2	-	-	-	-	-	-	-
TOTAL	82	4968	176	2.13	42-33-7	11	8	26	1680	53	1.89	15-11	5	2

## REGULAR SEASON

### MOST POINTS:

Jarome Iginla, 73

### MOST GOALS:

Jarome Iginla, 41

### MOST ASSISTS:

Craig Conroy, 39

### MOST PENALTY MINUTES:

Chris Simon, 250

### MOST WINS GOALIE:

Miikka Kiprusoff, 24

## PLAYOFFS

### MOST POINTS:

Jarome Iginla, 22

### MOST GOALS:

Jarome Iginla, 13

### MOST ASSISTS:

Craig Conroy, 11

### MOST PENALTY MINUTES:

Chris Simon, 74

## TROPHIES AND AWARDS

### RALPH T. SCURFIELD HUMANITARIAN AWARD

Martin Gellinas

### MOLSON CUP

Jarome Iginla

### MAURICE "ROCKET" RICHARD TROPHY

Jarome Iginla (tie)

### NHL 2ND ALL-STAR

Jarome Iginla

### KING CLANCY AWARD

Jarome Iginla

### NHL FOUNDATION AWARD

Jarome Iginla



# 2002-03

*Darryl Sutter returns to his Alberta roots.*

COACH	REGULAR SEASON								PLAYOFFS				
	GP	W	L	T	OTL	PTS	GF	GA	GP	W	L	GF	GA
Greg Gilbert/Al MacNeil and Darryl Sutter	82	29	36	13	4	75	186	228	-	-	-	-	-

Regular Season: 5th Northwest Division, 22nd overall.

## FLAMES PLAYERS

PLAYER	REGULAR SEASON					PLAYOFFS				
	GP	G	A	PTS	PIM	GP	G	A	PTS	PIM
Jarome Iginla	75	35	32	67	49	-	-	-	-	-
Craig Conroy	79	22	37	59	36	-	-	-	-	-
Chris Drury	80	23	30	53	33	-	-	-	-	-
Martin Gelinas	81	21	31	52	51	-	-	-	-	-
Toni Lydman	81	6	20	26	28	-	-	-	-	-
Stephane Yelle	82	10	15	25	50	-	-	-	-	-
Oleg Saprykin	52	8	15	23	46	-	-	-	-	-
Chris Clark	81	10	12	22	126	-	-	-	-	-
Dave Lowry	34	5	14	19	22	-	-	-	-	-
Dean McAmmond	-	-	-	-	-	-	-	-	-	-
COL	41	10	8	18	10	-	-	-	-	-
TOTAL	41	10	8	18	10	-	-	-	-	-
Bob Boughner	69	3	14	17	126	-	-	-	-	-
Jordan Leopold	58	4	10	14	12	-	-	-	-	-
Shean Donovan	PIT	52	4	5	9	30	-	-	-	-
CGY	13	1	2	3	7	-	-	-	-	-
TOTAL	65	5	7	12	37	-	-	-	-	-
Denis Gauthier	72	1	11	12	99	-	-	-	-	-
Robyn Regehr	76	0	12	12	87	-	-	-	-	-
Scott Nichol	68	5	5	10	149	-	-	-	-	-
Blake Sloan	67	2	8	10	28	-	-	-	-	-
Petr Buzek	44	3	5	8	14	-	-	-	-	-
Andrew Ference	PIT	22	1	3	4	36	-	-	-	-
CGY	16	0	4	4	6	-	-	-	-	-
TOTAL	38	1	7	8	42	-	-	-	-	-
Chuck Kobasew	23	4	2	6	8	-	-	-	-	-
Craig Berube	55	2	4	6	100	-	-	-	-	-
Steve Begin	50	3	1	4	51	-	-	-	-	-
Blair Betts	9	1	3	4	0	-	-	-	-	-
Steve Montador	50	1	1	2	114	-	-	-	-	-
Mike Commodore	6	0	1	1	19	-	-	-	-	-
Ladislav Kohn	3	0	1	1	2	-	-	-	-	-
Mike Mottau	4	0	0	0	0	-	-	-	-	-
Rick Mrozik	2	0	0	0	0	-	-	-	-	-
Robert Dome	1	0	0	0	0	-	-	-	-	-
BENCH	82	0	0	0	22	-	-	-	-	-
TRADED PLAYERS	145	16	21	37	78	-	-	-	-	-
TOTAL	82	186	315	501	1391	-	-	-	-	-

## REGULAR SEASON

### MOST POINTS:

Jarome Iginla, 67

### MOST GOALS:

Jarome Iginla, 35

### MOST ASSISTS:

Craig Conroy, 37

### MOST PENALTY MINUTES:

Scott Nichol, 149

### MOST WINS GOALIE:

Roman Turek, 27

## TROPHIES AND AWARDS

### RALPH T. SCURFIELD HUMANITARIAN AWARD

Denis Gauthier

### MOLSON CUP

Jarome Iginla

## FLAMES GOALTENDERS

GOALTENDER	REGULAR SEASON							PLAYOFFS						
	GP	MP	GA	GAA	W-L-OTL	SO	EN	GP	MP	GA	GAA	W-L	SO	EN
Roman Turek	65	3822	164	2.57	27-29-9	4	4	-	-	-	-	-	-	-
Jamie McLennan	22	1165	58	2.99	2-11-4	0	2	-	-	-	-	-	-	-
TOTAL	82	5012	228	2.73	29-40-13	4	6	-	-	-	-	-	-	-



# 2001-02

Jarome Iginla captures Art Ross and "Rocket" Richard trophies.

COACH	REGULAR SEASON								PLAYOFFS				
	GP	W	L	T	OTL	PTS	GF	GA	GP	W	L	GF	GA
Greg Gilbert	82	32	35	12	3	79	201	220	-	-	-	-	-

Regular Season: 4th Northwest Division, 22nd overall.

## FLAMES PLAYERS

PLAYER	REGULAR SEASON					PLAYOFFS				
	GP	G	A	PTS	PIM	GP	G	A	PTS	PIM
Jarome Iginla	82	52	44	96	77	-	-	-	-	-
Craig Conroy	81	27	48	75	32	-	-	-	-	-
Dean McAmmond	73	21	30	51	60	-	-	-	-	-
Derek Morris	61	4	30	34	88	-	-	-	-	-
Marc Savard	56	14	19	33	48	-	-	-	-	-
Toni Lydman	79	6	22	28	52	-	-	-	-	-
Igor Kravchuk	78	4	22	26	19	-	-	-	-	-
Rob Niedermayer	57	6	14	20	49	-	-	-	-	-
Clarke Wilm	66	4	14	18	61	-	-	-	-	-
Chris Clark	64	10	7	17	79	-	-	-	-	-
Scott Nichol	60	8	9	17	107	-	-	-	-	-
Jamie Wright	44	4	12	16	20	-	-	-	-	-
Dave Lowry	62	7	6	13	51	-	-	-	-	-
Denis Gauthier	66	5	8	13	91	-	-	-	-	-
Steve Begin	51	7	5	12	79	-	-	-	-	-
Ronald Petrovicky	77	5	7	12	85	-	-	-	-	-
Blake Sloan	CBJ CGY	60	2	7	9	46	-	-	-	-
		7	0	2	2	4	-	-	-	-
TOTAL		67	2	9	11	50	-	-	-	-
Robyn Regehr		77	2	6	8	93	-	-	-	-
Jeff Shantz		40	3	3	6	23	-	-	-	-
Bob Boughner		79	2	4	6	170	-	-	-	-
Roman Turek		69	0	5	5	4	-	-	-	-
Craig Berube		66	3	1	4	164	-	-	-	-
Petr Buzek	ATL CGY	9	0	0	0	13	-	-	-	-
		32	1	3	4	14	-	-	-	-
TOTAL		41	1	3	4	27	-	-	-	-
Steve Montador		11	1	2	3	26	-	-	-	-
Mike Vernon		18	0	3	3	0	-	-	-	-
Jason Botterill		4	1	0	1	2	-	-	-	-
Blair Betts		6	1	0	1	2	-	-	-	-
Kay Whitmore		1	0	0	0	0	-	-	-	-
Dallas Eakins		3	0	0	0	4	-	-	-	-
Alan Letang		2	0	0	0	0	-	-	-	-
Ryan Christie		2	0	0	0	0	-	-	-	-
Oleg Saprykin		3	0	0	0	0	-	-	-	-
Micki DuPont		2	0	0	0	2	-	-	-	-
BENCH		82	0	0	0	12	-	-	-	-
TRADED PLAYERS		84	3	5	8	68	-	-	-	-
TOTAL		82	201	331	532	1586	-	-	-	-

## REGULAR SEASON

### MOST POINTS:

Jarome Iginla, 96

### MOST GOALS:

Jarome Iginla, 52

### MOST ASSISTS:

Craig Conroy, 48

### MOST PENALTY MINUTES:

Bob Boughner, 170

### MOST WINS GOALIE:

Roman Turek, 30

## TROPHIES AND AWARDS

### RALPH T. SCURFIELD HUMANITARIAN AWARD

Jarome Iginla

### MOLSON CUP

Jarome Iginla

### NHL 1ST STAR

Jarome Iginla

### ART ROSS TROPHY

Jarome Iginla

### MAURICE "ROCKET" RICHARD TROPHY

Jarome Iginla

### LESTER B. PEARSON AWARD

Jarome Iginla

## FLAMES GOALTENDERS

GOALTENDER	REGULAR SEASON							PLAYOFFS						
	GP	MP	GA	GAA	W-L-OTL	SO	EN	GP	MP	GA	GAA	W-L	SO	EN
Roman Turek	69	4081	172	2.53	30-28-11	5	6	-	-	-	-	-	-	-
Mike Vernon	18	825	38	2.73	2-9-1	1	1	-	-	-	-	-	-	-
Kay Whitmore	1	58	3	3.10	0-1-0	0	0	-	-	-	-	-	-	-
TOTAL	82	4990	220	2.65	32-38-12	7	7	-	-	-	-	-	-	-



# 2000-01

Jarome Iginla leads Flames with 71 points.

COACH	REGULAR SEASON								PLAYOFFS				
	GP	W	L	T	OTL	PTS	GF	GA	GP	W	L	GF	GA
Don Hay / Greg Gilbert	82	27	36	15	4	73	197	236	-	-	-	-	-

Regular Season: 4th Northwest Division, 20th overall.

## FLAMES PLAYERS

PLAYER	REGULAR SEASON				PLAYOFFS					
	GP	G	A	PTS	PIM	GP	G	A	PTS	PIM
Jarome Iginla	77	31	40	71	62	-	-	-	-	-
Marc Savard	77	23	42	65	46	-	-	-	-	-
Valeri Bure	78	27	28	55	26	-	-	-	-	-
Dave Lowry	79	18	17	35	47	-	-	-	-	-
Phil Housley	69	4	30	34	24	-	-	-	-	-
Craig Conroy	STL	69	11	14	25	46	-	-	-	-
	CGY	14	3	4	7	14	-	-	-	-
TOTAL		83	14	18	32	60	-	-	-	-
Derek Morris	51	5	23	28	56	-	-	-	-	-
Oleg Saprykin	59	9	14	23	43	-	-	-	-	-
Jeff Shantz	73	5	15	20	58	-	-	-	-	-
Tommy Albelin	77	1	19	20	22	-	-	-	-	-
Toni Lydman	62	3	16	19	30	-	-	-	-	-
Jason Wiemer	65	10	5	15	177	-	-	-	-	-
Clarke Wilm	81	7	8	15	69	-	-	-	-	-
Igor Kravchuk	OTT	15	1	5	6	14	-	-	-	-
	CGY	37	0	8	8	4	-	-	-	-
TOTAL		52	1	13	14	18	-	-	-	-
Jeff Cowan	51	9	4	13	74	-	-	-	-	-
Daniel Tkaczuk	19	4	7	11	14	-	-	-	-	-
Ronald Petrovicky	30	4	5	9	54	-	-	-	-	-
Denis Gauthier	62	2	6	8	78	-	-	-	-	-
Chris Clark	29	5	1	6	38	-	-	-	-	-
Brad Werenka	33	1	4	5	16	-	-	-	-	-
Robyn Regehr	71	1	3	4	70	-	-	-	-	-
Dwayne Hay	49	1	3	4	16	-	-	-	-	-
Ron Sutter	21	1	3	4	12	-	-	-	-	-
Benoit Grotton	14	1	3	4	14	-	-	-	-	-
Steve Smith	13	0	2	2	17	-	-	-	-	-
Dallas Eakins	17	0	1	1	11	-	-	-	-	-
Mike Vernon	41	0	1	1	16	-	-	-	-	-
Fred Brathwaite	49	0	1	1	2	-	-	-	-	-
Martin Brochu	0	0	0	0	0	-	-	-	-	-
Niklas Andersson	11	0	1	1	4	-	-	-	-	-
Marty Murray	7	0	0	0	0	-	-	-	-	-
Rico Fata	5	0	0	0	6	-	-	-	-	-
Steve Begin	4	0	0	0	21	-	-	-	-	-
TRADED PLAYERS	141	22	33	55	221	-	-	-	-	-
TOTAL	82	197	347	544	1376	-	-	-	-	-

## REGULAR SEASON

### MOST POINTS:

Jarome Iginla, 71

### MOST GOALS:

Jarome Iginla, 31

### MOST ASSISTS:

Marc Savard, 42

### MOST PENALTY MINUTES:

Jason Wiemer, 177

### MOST WINS GOALIE:

Fred Brathwaite, 15

## TROPHIES AND AWARDS

### RALPH T. SCURFIELD HUMANITARIAN AWARD

Jarome Iginla

### MOLSON CUP

Jarome Iginla

## FLAMES GOALTENDERS

GOALTENDER	REGULAR SEASON							PLAYOFFS						
	GP	MP	GA	GAA	W-L-OTL	SO	EN	GP	MP	GA	GAA	W-L	SO	EN
Fred Brathwaite	49	2742	106	2.32	15-17-10	5	6	-	-	-	-	-	-	-
Mike Vernon	41	2246	121	3.23	12-23-5	3	3	-	-	-	-	-	-	-
TOTAL	82	5009	236	2.83	27-40-15	8	9	-	-	-	-	-	-	-





# 1999-2000

Valeri Bure leads flames with 75 points.

COACH	REGULAR SEASON								PLAYOFFS				
	GP	W	L	T	OTL	PTS	GF	GA	GP	W	L	GF	GA
Brian Sutter	82	31	41	10	5	77	211	256	-	-	-	-	-

Regular Season: 4th Northwest Division, 22nd overall.

## FLAMES PLAYERS

PLAYER	REGULAR SEASON					PLAYOFFS				
	GP	G	A	PTS	PIM	GP	G	A	PTS	PIM
Valeri Bure	82	35	40	75	50	-	-	-	-	-
Jarome Iginla	77	29	34	63	26	-	-	-	-	-
Phil Housley	78	11	44	55	24	-	-	-	-	-
Marc Savard	78	22	31	53	56	-	-	-	-	-
Derek Morris	78	9	29	38	80	-	-	-	-	-
Sergei Krivokrasov	63	9	17	26	40	-	-	-	-	-
	NSH	12	1	10	11	4	-	-	-	-
	CGY	75	10	27	37	44	-	-	-	-
TOTAL		75	10	27	37	44	-	-	-	-
Andrei Nazarov	76	10	22	32	78	-	-	-	-	-
Jeff Shantz	74	13	18	31	30	-	-	-	-	-
Darryl Shannon	49	5	13	18	65	-	-	-	-	-
	ATL	27	1	8	9	22	-	-	-	-
	CGY	76	6	21	27	87	-	-	-	-
TOTAL		76	6	21	27	87	-	-	-	-
Jason Wiemer	64	11	11	22	120	-	-	-	-	-
Clarke Wilm	78	10	12	22	67	-	-	-	-	-
Cory Stillman	37	12	9	21	12	-	-	-	-	-
Bill Lindsay	80	8	12	20	86	-	-	-	-	-
Martin St. Louis	56	3	15	18	22	-	-	-	-	-
Andreas Johansson	12	2	3	5	8	-	-	-	-	-
	TBL	28	3	7	10	14	-	-	-	-
	CGY	40	5	10	15	22	-	-	-	-
TOTAL		40	5	10	15	22	-	-	-	-
Brad Werenka	61	3	8	11	69	-	-	-	-	-
	PIT	12	1	1	2	21	-	-	-	-
	CGY	73	4	9	13	90	-	-	-	-
TOTAL		73	4	9	13	90	-	-	-	-
Robyn Regehr	57	5	7	12	46	-	-	-	-	-
Tommy Albelin	41	4	6	10	12	-	-	-	-	-
Bobby Dallas	1	0	0	0	0	-	-	-	-	-
	OTT	49	3	7	10	28	-	-	-	-
	CGY	50	3	7	10	28	-	-	-	-
TOTAL		50	3	7	10	28	-	-	-	-
Marc Bureau	54	2	2	4	10	-	-	-	-	-
	PHI	9	1	3	4	2	-	-	-	-
	CGY	63	3	5	8	12	-	-	-	-
TOTAL		63	3	5	8	12	-	-	-	-
Jeff Cowan	13	4	1	5	16	-	-	-	-	-
Jason Botterill	25	1	4	5	17	-	-	-	-	-
	ATL	2	0	0	0	0	-	-	-	-
	CGY	27	1	4	5	17	-	-	-	-
TOTAL		27	1	4	5	17	-	-	-	-
Steve Smith	20	0	4	4	42	-	-	-	-	-
Sergei Vorlamov	7	3	0	3	0	-	-	-	-	-
Steve Begin	13	1	1	2	18	-	-	-	-	-
Denis Gauthier	39	1	1	2	50	-	-	-	-	-
Benoit Gratton	10	0	2	2	10	-	-	-	-	-
Wade Belak	40	0	2	2	122	-	-	-	-	-
Stewart Malgunas	4	0	1	1	2	-	-	-	-	-
Oleg Saprykin	4	0	1	1	2	-	-	-	-	-
Chris Clark	22	0	1	1	14	-	-	-	-	-
Steve Dubinsky	23	0	1	1	4	-	-	-	-	-
Lee Sorochan	1	0	0	0	0	-	-	-	-	-
Dave Roche	2	0	0	0	5	-	-	-	-	-
Rico Fata	2	0	0	0	0	-	-	-	-	-
Darrel Scoville	6	0	0	0	2	-	-	-	-	-
J-S Giguere	7	0	0	0	2	-	-	-	-	-
Eric Charron	21	0	0	0	37	-	-	-	-	-
Grant Fuhr	23	0	0	0	2	-	-	-	-	-
Fred Brathwaite	61	0	0	0	4	-	-	-	-	-
BENCH	153	10	29	39	135	-	-	-	-	-
TOTAL	82	211	370	581	1267	-	-	-	-	-

## REGULAR SEASON

### MOST POINTS:

Valeri Bure, 75

### MOST GOALS:

Valeri Bure, 35

### MOST ASSISTS:

Phil Housley, 44

### MOST PENALTY MINUTES:

Wade Belak, 122

### MOST WINS GOALIE:

Fred Brathwaite, 25

## TROPHIES AND AWARDS

### RALPH T. SCURFIELD HUMANITARIAN AWARD

Robyn Regehr

### MOLSON CUP

Fred Brathwaite

## FLAMES GOALTENDERS

GOALTENDER	REGULAR SEASON							PLAYOFFS						
	GP	MP	GA	GAA	W-L-OTL	SO	EN	GP	MP	GA	GAA	W-L	SO	EN
J-S Giguere	7	330	15	2.73	1-3-1	0	1	-	-	-	-	-	-	-
Fred Brathwaite	61	3448	158	2.75	25-25-7	5	3	-	-	-	-	-	-	-
Grant Fuhr	23	1205	77	3.83	5-13-2	0	2	-	-	-	-	-	-	-
TOTAL	82	5007	256	3.07	31-41-10	5	6	-	-	-	-	-	-	-



# 1998-99

Cory Stillman leads Flames with 57 points.

COACH	REGULAR SEASON							PLAYOFFS				
	GP	W	L	T	PTS	GF	GA	GP	W	L	GF	GA
Brian Sutter	82	30	40	12	72	211	234	-	-	-	-	-

Regular Season: 3rd Northwest Division, 20th overall.

## FLAMES PLAYERS

PLAYER	REGULAR SEASON					PLAYOFFS				
	GP	G	A	PTS	PIM	GP	G	A	PTS	PIM
Cory Stillman	76	27	30	57	38	-	-	-	-	-
Phil Housley	79	11	43	54	52	-	-	-	-	-
Valeri Bure	80	26	27	53	22	-	-	-	-	-
Jarome Iginla	82	28	23	51	58	-	-	-	-	-
Andrew Cassels	70	12	25	37	18	-	-	-	-	-
Derek Morris	71	7	27	34	73	-	-	-	-	-
Rene Corbet	COL	53	8	14	22	58	-	-	-	-
	CGY	20	5	4	9	10	-	-	-	-
TOTAL		73	13	18	31	68	-	-	-	-
Jeff Shantz	CHI	7	1	0	1	4	-	-	-	-
	CGY	69	12	17	29	40	-	-	-	-
TOTAL		76	13	17	30	44	-	-	-	-
Jason Wiemer		78	8	13	21	177	-	-	-	-
Clarke Wilm		78	10	8	18	53	-	-	-	-
Andrei Nazarov	TBL	26	2	0	2	43	-	-	-	-
	CGY	36	5	9	14	30	-	-	-	-
TOTAL		62	7	9	16	73	-	-	-	-
Steve Smith		69	1	14	15	80	-	-	-	-
Steve Dubinsky	CHI	1	0	0	0	0	-	-	-	-
	CGY	61	4	10	14	0	-	-	-	-
TOTAL		62	4	10	14	14	-	-	-	-
Cale Hulse		73	3	9	12	117	-	-	-	-
Hnat Domenichelli		23	5	5	10	11	-	-	-	-
Todd Simpson		73	2	8	10	151	-	-	-	-
Ed Ward		68	3	5	8	67	-	-	-	-
Denis Gauthier		55	3	4	7	68	-	-	-	-
Dave Roche		36	3	3	6	44	-	-	-	-
Tommy Albelin		60	1	5	6	8	-	-	-	-
Bob Bossen		41	1	2	3	35	-	-	-	-
Tom Chorske	NYI	2	0	1	1	2	-	-	-	-
	WSH	17	0	2	2	4	-	-	-	-
	CGY	7	0	0	0	2	-	-	-	-
TOTAL		26	0	3	3	8	-	-	-	-
Martin St. Louis		13	1	1	2	10	-	-	-	-
Fred Brathwaite		28	0	2	2	2	-	-	-	-
Eric Landry		3	0	1	1	0	-	-	-	-
Tyler Moss		11	0	1	1	0	-	-	-	-
Eric Charron		12	0	1	1	14	-	-	-	-
J-S Giguere		15	0	1	1	4	-	-	-	-
Rico Fata		20	0	1	1	4	-	-	-	-
Ken Wregget		27	0	1	1	8	-	-	-	-
Wade Belak	COL	22	0	0	0	71	-	-	-	-
	CGY	9	0	1	1	23	-	-	-	-
TOTAL		31	0	1	1	94	-	-	-	-
Lee Sorochan		2	0	0	0	0	-	-	-	-
Rocky Thompson		3	0	0	0	25	-	-	-	-
Tyrone Garner		3	0	0	0	0	-	-	-	-
Andrei Trefilov	CHI	1	0	0	0	0	-	-	-	-
	CGY	4	0	0	0	0	-	-	-	-
TOTAL		5	0	0	0	0	-	-	-	-
BENCH		109	33	47	80	123	-	-	-	-
TOTAL		82	211	348	559	1367	-	-	-	-

## REGULAR SEASON

### MOST POINTS:

Cory Stillman, 57

### MOST GOALS:

Jarome Iginla, 28

### MOST ASSISTS:

Phil Housley, 43

### MOST PENALTY MINUTES:

Jason Wiemer, 177

### MOST WINS GOALIE:

Fred Brathwaite, 11

## TROPHIES AND AWARDS

### RALPH T. SCURFIELD HUMANITARIAN AWARD

Ed Ward

### MOLSON CUP

Fred Brathwaite

## FLAMES GOALTENDERS

GOALTENDER	REGULAR SEASON							PLAYOFFS						
	GP	MP	GA	GAA	W-L-OTL	SO	EN	GP	MP	GA	GAA	W-L	SO	EN
Fred Brathwaite	28	1663	68	2.45	11-9-7	1	3	-	-	-	-	-	-	-
Tyler Moss	11	550	23	2.51	3-7-0	0	0	-	-	-	-	-	-	-
Ken Wregget	27	1590	67	2.53	10-12-4	1	2	-	-	-	-	-	-	-
J-S Giguere	15	860	46	3.21	6-7-1	0	2	-	-	-	-	-	-	-
Andrei Trefilov	CHI	1	25	4	9.60	0-1-0	0	0	-	-	-	-	-	-
	CGY	4	162	11	4.07	0-3-0	0	0	-	-	-	-	-	-
TOTAL		5	187	15	4.81	0-4-0	0	0	-	-	-	-	-	-
Tyrone Garner	3	139	12	5.18	0-2-0	0	0	-	-	-	-	-	-	-
TOTAL		82	4990	234	2.81	30-40-12	2	7	-	-	-	-	-	-



# 1997-98

Brian Sutter returns home to Alberta to coach the Flames.

COACH	REGULAR SEASON							PLAYOFFS				
	GP	W	L	T	PTS	GF	GA	GP	W	L	GF	GA
Brian Sutter	82	26	41	15	67	217	252	-	-	-	-	-

Regular Season: 5th Pacific Division, 22nd overall.

## FLAMES PLAYERS

PLAYER	REGULAR SEASON					PLAYOFFS				
	GP	G	A	PTS	PIM	GP	G	A	PTS	PIM
Theoren Fleury	82	27	51	78	197	-	-	-	-	-
Cory Stillman	72	27	22	49	40	-	-	-	-	-
Marty McInnis	75	19	25	44	34	-	-	-	-	-
Andrew Cassels	81	17	27	44	32	-	-	-	-	-
German Titov	68	18	22	40	38	-	-	-	-	-
Valeri Bure	MTL	50	7	22	29	33	-	-	-	-
	CGY	16	5	4	9	2	-	-	-	-
TOTAL		66	12	26	38	35	-	-	-	-
Michael Nylander	65	13	23	36	24	-	-	-	-	-
Jarome Iginla	70	13	19	32	29	-	-	-	-	-
Derek Morris	82	9	20	29	88	-	-	-	-	-
Cole Hulse	79	5	22	27	169	-	-	-	-	-
Jason Wiemer	TBL	67	8	9	17	132	-	-	-	-
	CGY	12	4	1	5	28	-	-	-	-
TOTAL		79	12	10	22	160	-	-	-	-
Tommy Albelin	69	2	17	19	32	-	-	-	-	-
James Patrick	60	6	11	17	26	-	-	-	-	-
Hnat Domenichelli	31	9	7	16	6	-	-	-	-	-
Jim Dowd	48	6	8	14	12	-	-	-	-	-
Joel Bouchard	44	5	7	12	57	-	-	-	-	-
Jamie Allison	43	3	8	11	104	-	-	-	-	-
Ed Ward	64	4	5	9	122	-	-	-	-	-
Chris Dingman	70	3	3	6	149	-	-	-	-	-
Todd Simpson	53	1	5	6	109	-	-	-	-	-
Aaron Gavey	26	2	3	5	24	-	-	-	-	-
Dwayne Roloson	39	0	4	4	10	-	-	-	-	-
Erik Andersson	12	2	1	3	8	-	-	-	-	-
Chris O'Sullivan	12	0	2	2	10	-	-	-	-	-
Eric Landry	12	1	0	1	4	-	-	-	-	-
Ladislav Kohn	4	0	1	1	0	-	-	-	-	-
Todd Hlushko	13	0	1	1	27	-	-	-	-	-
Kevin Dahl	19	0	1	1	6	-	-	-	-	-
Rick Tabaracci	42	0	1	1	14	-	-	-	-	-
Sergei Varlamov	1	0	0	0	0	-	-	-	-	-
Eric Charron	2	0	0	0	4	-	-	-	-	-
Marty Murray	2	0	0	0	2	-	-	-	-	-
Travis Brigley	2	0	0	0	2	-	-	-	-	-
Steve Begin	5	0	0	0	23	-	-	-	-	-
Tyler Moss	6	0	0	0	0	-	-	-	-	-
Denis Gauthier	10	0	0	0	16	-	-	-	-	-
Rocky Thompson	12	0	0	0	61	-	-	-	-	-
Mike Peluso	23	0	0	0	113	-	-	-	-	-
Traded Players	137	16	20	36	227	-	-	-	-	-
BENCH	-	-	-	-	10	-	-	-	-	-
TOTAL	82	217	341	558	1859	-	-	-	-	-

## REGULAR SEASON

### MOST POINTS:

Theoren Fleury, 78

### MOST GOALS:

Theoren Fleury, 27

Cory Stillman, 27

### MOST ASSISTS:

Theoren Fleury, 51

### MOST PENALTY MINUTES:

Theoren Fleury, 197

### MOST WINS GOALIE:

Rick Tabaracci, 13

## TROPHIES AND AWARDS

### RALPH T. SCURFIELD HUMANITARIAN AWARD

Ed Ward

### MOLSON CUP

Theoren Fleury

### NHL ROOKIE ALL-STAR

Derek Morris

## FLAMES GOALTENDERS

GOALTENDER	REGULAR SEASON						PLAYOFFS							
	GP	MP	GA	GAA	W-L-OTL	SO	EN	GP	MP	GA	GAA	W-L	SO	EN
Rick Tabaracci	42	2419	116	2.88	13-22-6	0	2	-	-	-	-	-	-	-
Dwayne Roloson	39	2205	110	2.99	11-16-8	0	4	-	-	-	-	-	-	-
Tyler Moss	6	367	20	3.27	2-3-1	0	0	-	-	-	-	-	-	-
TOTAL	82	5016	252	3.01	26-41-15	0	6	-	-	-	-	-	-	-



# 1996-97

Iginla leads all NHL rookies with 50 points.

COACH	REGULAR SEASON							PLAYOFFS				
	GP	W	L	T	PTS	GF	GA	GP	W	L	GF	GA
Pierre Page	82	32	41	9	73	214	239	-	-	-	-	-

Regular Season: 5th Pacific Division, 21st overall.

## FLAMES PLAYERS

PLAYER	REGULAR SEASON					PLAYOFFS				
	GP	G	A	PTS	PIM	GP	G	A	PTS	PIM
Theoren Fleury	81	29	38	67	104	-	-	-	-	-
Dave Gagner	82	27	33	60	48	-	-	-	-	-
German Titov	79	22	30	52	36	-	-	-	-	-
Jarome Iginla	82	21	29	50	37	-	-	-	-	-
Marty McInnis	NYI CGY	70	20	22	42	20	-	-	-	-
		10	3	4	7	2	-	-	-	-
TOTAL		80	23	26	49	22	-	-	-	-
Jonas Hoglund		68	19	16	35	12	-	-	-	-
Corey Millen		61	11	15	26	32	-	-	-	-
Cory Stillman		58	6	20	26	14	-	-	-	-
Aaron Gavey	TBL CGY	16	1	2	3	12	-	-	-	-
		41	7	9	16	34	-	-	-	-
TOTAL		57	8	11	19	46	-	-	-	-
Todd Hlushko		58	7	11	18	49	-	-	-	-
Ron Stern		79	7	10	17	157	-	-	-	-
Yves Racine		46	1	15	16	24	-	-	-	-
Tommy Albelin		72	4	11	15	14	-	-	-	-
Todd Simpson		82	1	13	14	208	-	-	-	-
Ed Ward		40	5	8	13	49	-	-	-	-
Mike Sullivan		67	5	6	11	10	-	-	-	-
Glen Featherstone	HFD CGY	41	2	5	7	87	-	-	-	-
		13	1	3	4	19	-	-	-	-
TOTAL		54	3	8	11	106	-	-	-	-
Chris O'Sullivan		27	2	8	10	2	-	-	-	-
Joel Bauchard		76	4	5	9	49	-	-	-	-
Sandy McCarthy		33	3	5	8	113	-	-	-	-
Cale Hulse		63	1	6	7	91	-	-	-	-
Hnat Domenichelli	HFD CGY	13	2	1	3	7	-	-	-	-
		10	1	2	3	2	-	-	-	-
TOTAL		23	3	3	6	9	-	-	-	-
James Patrick		19	3	1	4	6	-	-	-	-
Dale McTavish		9	1	2	3	2	-	-	-	-
Trevor Kidd		55	0	2	2	16	-	-	-	-
Sami Helenius		3	0	1	1	0	-	-	-	-
Sasha Lakovic		19	0	1	1	54	-	-	-	-
Paxton Schulte		1	0	0	0	2	-	-	-	-
Zarley Zalapski		2	0	0	0	0	-	-	-	-
Marty Murray		2	0	0	0	4	-	-	-	-
Marko Jantunen		3	0	0	0	0	-	-	-	-
Rick Tabaracci		7	0	0	0	0	-	-	-	-
Jamie Allison		20	0	0	0	35	-	-	-	-
Dwayne Roloson		31	0	0	0	2	-	-	-	-
Traded Players		170	23	42	65	201	-	-	-	-
BENCH		-	-	-	-	16	-	-	-	-
TOTAL		82	241	383	624	1524	-	-	-	-

## REGULAR SEASON

### MOST POINTS:

Theoren Fleury, 67

### MOST GOALS:

Theoren Fleury, 29

### MOST ASSISTS:

Theoren Fleury, 38

### MOST PENALTY MINUTES:

Todd Simpson, 208

### MOST WINS GOALIE:

Trevor Kidd, 21

## TROPHIES AND AWARDS

### RALPH T. SCURFIELD HUMANITARIAN AWARD

Mike Sullivan

### MOLSON CUP

Trevor Kidd

### NHL ROOKIE ALL-STAR

Jarome Iginla

## FLAMES GOALTENDERS

GOALTENDER	REGULAR SEASON						PLAYOFFS							
	GP	MP	GA	GAA	W-L-OTL	SO	EN	GP	MP	GA	GAA	W-L	SO	EN
Rick Tabaracci	7	361	14	2.33	2-4-0	1	0	-	-	-	-	-	-	-
Trevor Kidd	55	2979	141	2.84	21-23-6	4	4	-	-	-	-	-	-	-
Dwayne Roloson	31	1618	78	2.89	9-14-3	1	4	-	-	-	-	-	-	-
TOTAL	82	1618	78	2.89	32-41-9	6	8	-	-	-	-	-	-	-



# 1995-96

Pierre Page returns to Calgary | Roberts wins Masterton Trophy

COACH	REGULAR SEASON							PLAYOFFS				
	GP	W	L	T	PTS	GF	GA	GP	W	L	GF	GA
Pierre Page	82	34	37	11	79	241	240	4	0	4	7	16

Regular Season: Tied 2nd Pacific Division, tied 15th overall. Playoffs: Western Conference Quarter-Finals - lost to Chicago 4-0.

## FLAMES PLAYERS

PLAYER	REGULAR SEASON					PLAYOFFS				
	GP	G	A	PTS	PIM	GP	G	A	PTS	PIM
Theoren Fleury	80	46	50	96	112	4	2	1	3	14
German Titov	82	28	39	67	24	4	0	2	2	0
Michael Nylander	73	17	38	55	20	4	0	0	0	0
Phil Housley	59	16	36	52	22	-	-	-	-	-
Gary Roberts	35	22	20	42	78	-	-	-	-	-
Cory Stillman	74	16	19	35	41	2	1	1	2	0
James Patrick	80	3	32	35	30	4	0	0	0	2
Steve Chiasson	76	8	25	33	62	4	2	1	3	0
Zarley Zalapski	80	12	17	29	115	4	0	1	1	10
Mike Sullivan	81	9	12	21	24	4	0	0	0	0
Corey Millen	13	3	4	7	8	-	-	-	-	-
TOTAL	31	4	10	14	10	-	-	-	-	-
Sandy McCarthy	44	7	14	21	18	-	-	-	-	-
Pavel Torgaev	75	9	7	16	173	4	0	0	0	10
Ron Stern	41	6	10	16	14	1	0	0	0	0
Paul Kruse	52	10	5	15	111	4	0	2	2	8
Dean Evason	75	3	12	15	145	3	0	0	0	4
Bob Sweeney	67	7	7	14	38	3	0	1	1	0
TOTAL	66	6	6	12	59	-	-	-	-	-
Tommy Albelin	6	1	1	2	6	2	0	0	0	0
TOTAL	72	7	7	14	65	2	0	0	0	0
Jocelyn Lemieux	53	1	12	13	14	-	-	-	-	-
TOTAL	20	0	1	1	4	4	0	0	0	0
Edvard Paatelainen	73	1	13	14	18	4	0	0	0	0
TOTAL	29	1	2	3	31	-	-	-	-	-
Sheldon Kennedy	18	0	1	1	4	-	-	-	-	-
TOTAL	20	4	4	8	10	4	0	0	0	0
Jamie Huscroft	67	5	7	12	45	4	0	0	0	0
Sheldon Kennedy	70	3	9	12	162	4	0	1	1	4
Claude Lapointe	41	3	7	10	36	3	1	0	1	2
TOTAL	3	0	0	0	0	-	-	-	-	-
Ed Ward	32	4	5	9	20	2	0	0	0	0
Marty Murray	35	4	5	9	20	2	0	0	0	0
Yves Sarault	41	3	5	8	44	-	-	-	-	-
TOTAL	15	3	3	6	0	-	-	-	-	-
Trent Yawney	14	0	0	0	4	-	-	-	-	-
Kevin Dahl	11	2	1	3	4	-	-	-	-	-
Rick Tabaracci	25	2	1	3	8	-	-	-	-	-
TOTAL	69	0	3	3	88	4	0	0	0	2
Trevor Kidd	32	1	1	2	26	1	0	0	0	0
Ladislav Kohn	43	0	2	2	8	3	0	0	0	4
Craig Ferguson	47	0	2	2	4	2	0	0	0	0
TOTAL	5	1	0	1	2	-	-	-	-	-
Jarrod Skalde	8	0	0	0	4	-	-	-	-	-
Niklas Sundblad	10	1	0	1	2	-	-	-	-	-
Todd Hlushko	18	1	0	1	6	-	-	-	-	-
Joel Bouchard	1	0	0	0	0	-	-	-	-	-
Vesa Viitakoski	2	0	0	0	0	-	-	-	-	-
Todd Simpson	4	0	0	0	6	-	-	-	-	-
Pat Conacher	4	0	0	0	4	-	-	-	-	-
Cale Hulse	5	0	0	0	2	-	-	-	-	-
TOTAL	6	0	0	0	32	-	-	-	-	-
Dan Keczmer	7	0	0	0	0	-	-	-	-	-
Jarome Iginla	8	0	0	0	15	-	-	-	-	-
TOTAL	3	0	0	0	5	1	0	0	0	0
BENCH	11	0	0	0	20	1	0	0	0	0
TOTAL	13	0	0	0	14	-	-	-	-	-
TOTAL	-	-	-	-	-	2	1	1	2	0
TOTAL	-	-	-	-	24	-	-	-	-	-
TOTAL	82	241	383	624	1524	4	7	11	18	60

## REGULAR SEASON

### MOST POINTS:

Theoren Fleury, 96

### MOST GOALS:

Theoren Fleury, 46

### MOST ASSISTS:

Theoren Fleury, 50

### MOST PENALTY MINUTES:

Sandy McCarthy, 173

### MOST WINS GOALIE:

Rick Tabaracci, 19

## PLAYOFFS

### MOST POINTS:

Steve Chiasson, 3

Theoren Fleury, 3

### MOST GOALS:

Steve Chiasson, 2

Theoren Fleury, 2

### MOST ASSISTS:

Ron Stern, 2

German Titov, 2

### MOST PENALTY MINUTES:

Theoren Fleury, 14

## TROPHIES AND AWARDS

### RALPH T. SCURFIELD HUMANITARIAN AWARD

Gary Roberts

### BILL MASTERTON TROPHY

Gary Roberts

### MOLSON CUP

Theoren Fleury

## FLAMES GOALTENDERS

GOALTENDER	REGULAR SEASON						PLAYOFFS							
	GP	MP	GA	GAA	W-L-OTL	SO	EN	GP	MP	GA	GAA	W-L	SO	EN
Trevor Kidd	47	2570	119	2.78	15-21-8	3	2	2	83	9	6.51	0-1	0	0
Rick Tabaracci	43	2391	117	2.94	19-16-3	3	2	3	204	7	2.06	0-3	0	0
TOTAL	82	4964	240	2.89	34-37-11	6	4	4	290	16	3.31	0-4	0	0



# 1994-95

Flames win second consecutive Pacific Division title.

COACH	REGULAR SEASON							PLAYOFFS				
	GP	W	L	T	PTS	GF	GA	GP	W	L	GF	GA
Pierre Page	48	24	17	7	55	163	135	7	3	4	35	26

Regular Season: 1st Pacific Division, 7th Overall. Playoffs: Western Conference Quarter-Finals – lost to San Jose 4-3.

## FLAMES PLAYERS

PLAYER	REGULAR SEASON					PLAYOFFS				
	GP	G	A	PTS	PIM	GP	G	A	PTS	PIM
Theoren Fleury	47	29	29	58	112	7	7	7	14	2
Joe Nieuwendyk	46	21	29	50	33	5	4	3	7	0
Phil Housley	43	8	35	43	18	7	0	9	9	0
Robert Reichel	48	18	17	35	28	7	2	4	6	4
Zarley Zalapski	48	4	24	28	46	7	0	4	4	4
Steve Chiasson	45	2	23	25	39	7	1	2	3	9
German Titov	40	12	12	24	16	7	5	3	8	10
Joel Otto	47	8	13	21	130	7	0	3	3	2
Wes Walz	39	6	12	18	11	1	0	0	0	0
Paul Kruse	45	11	5	16	141	7	4	2	6	10
Sheldon Kennedy	30	7	8	15	45	7	3	1	4	16
Ron Stern	39	9	4	13	163	7	3	1	4	8
Kevin Dahl	34	4	8	12	38	3	0	0	0	0
Kelly Kisio	12	7	4	11	6	7	3	2	5	19
Mike Sullivan	38	4	7	11	14	7	3	5	8	2
Nikolai Borschevsky	TOR	19	0	5	5	0	-	-	-	-
	CGY	8	0	5	5	0	-	-	-	-
TOTAL		27	0	10	10	0	-	-	-	-
James Patrick	43	0	10	10	14	5	0	1	1	0
Sandy McCarthy	37	5	3	8	101	6	0	1	1	17
Len Esau	EDM	14	0	6	6	15	-	-	-	-
	CGY	1	0	0	0	0	-	-	-	-
TOTAL		15	0	6	6	15	-	-	-	-
Dan Keczer	28	2	3	5	10	7	0	1	1	2
Alan May	DAL	27	1	1	2	106	-	-	-	-
	CGY	7	1	2	3	13	-	-	-	-
TOTAL		34	2	3	5	119	-	-	-	-
Frank Musil	35	0	5	5	61	5	0	1	1	0
Gary Roberts	8	2	2	4	43	-	-	-	-	-
Vesa Viitakoski	10	1	2	3	6	-	-	-	-	-
Ed Ward	2	1	1	2	2	-	-	-	-	-
Mark Greig	8	1	1	2	2	-	-	-	-	-
Cory Stillman	10	0	2	2	2	-	-	-	-	-
Rick Tabaracci	13	0	2	2	2	-	-	-	-	-
Trent Yawney	37	0	2	2	108	2	0	0	0	2
Todd Hlushko	2	0	1	1	2	1	0	0	0	2
Jim Peplinski	6	0	1	1	11	-	-	-	-	-
Michael Nylander	6	0	1	1	2	6	0	6	6	2
Trevor Kidd	43	0	1	1	2	-	-	-	-	-
Steve Konroyd	1	0	0	0	0	-	-	-	-	-
Jason Muzzatti	1	0	0	0	0	-	-	-	-	-
Jamie Allison	1	0	0	0	0	-	-	-	-	-
Joel Bouchard	2	0	0	0	0	-	-	-	-	-
Neil Eisenhut	3	0	0	0	0	-	-	-	-	-
Barry Nieckar	3	0	0	0	12	-	-	-	-	-
Scott Morrow	4	0	0	0	0	-	-	-	-	-
Andrei Trefilov	6	0	0	0	0	-	-	-	-	-
TOTAL	48	163	274	437	1233	7	35	56	91	111

## REGULAR SEASON

### MOST POINTS:

Theoren Fleury, 58

### MOST GOALS:

Theoren Fleury, 29

### MOST ASSISTS:

Phil Housley, 35

### MOST PENALTY MINUTES:

Ron Stern, 163

### MOST WINS GOALIE:

Trevor Kidd, 22

## PLAYOFFS

### MOST POINTS:

Theoren Fleury, 14

### MOST GOALS:

Theoren Fleury, 7

### MOST ASSISTS:

Phil Housley, 9

### MOST PENALTY MINUTES:

Kelly Kisio, 19

### MOST WINS GOALIE:

Trevor Kidd, 3

## TROPHIES AND AWARDS

### KING CLANCY AWARD

Joe Nieuwendyk

### MOLSON CUP

Trevor Kidd

### NHL 2ND ALL-STAR

Theoren Fleury

## FLAMES GOALTENDERS

GOALTENDER	REGULAR SEASON							PLAYOFFS							
	GP	MP	GA	GAA	W-L-OTL	SO	EN	GP	MP	GA	GAA	W-L	SO	EN	
Jason Muzzatti	1	10	0	0.00	0-0-0	0	0	-	-	-	-	-	-	-	
Rick Tabaracci	WSH	8	394	16	2.44	1-3-2	0	0	-	-	-	-	-	-	
	CGY	5	202	5	1.49	2-0-1	0	0	1	19	0	0.00	0-0	0	0
TOTAL		13	596	21	2.11	3-3-3	0	0	1	19	0	0.00	0-0	0	0
Trevor Kidd	43	2463	107	2.61	22-14-6	3	4	7	434	26	3.59	3-4	1	0	
Andrei Trefilov	6	236	16	4.07	0-3-0	0	3	-	-	-	-	-	-	-	
TOTAL	48	2922	135	2.77	24-17-7	3	7	7	454	26	3.44	3-4	1	0	



# 1993-94

Flames capture their first Pacific Division title.

COACH	REGULAR SEASON							PLAYOFFS				
	GP	W	L	T	PTS	GF	GA	GP	W	L	GF	GA
Dave King	84	42	29	13	97	302	256	7	3	4	20	23

Regular Season: 1st Pacific Division, tied 6th overall. Playoffs: Western Conference Quarter-Finals – lost to Vancouver 4-3.

## FLAMES PLAYERS

PLAYER	REGULAR SEASON					PLAYOFFS				
	GP	G	A	PTS	PIM	GP	G	A	PTS	PIM
Robert Reichel	84	40	53	93	58	7	0	5	5	0
Theoren Fleury	83	40	45	85	186	7	6	4	10	5
Gary Roberts	71	41	43	84	145	7	2	6	8	24
Al MacInnis	75	28	54	82	95	7	2	6	8	12
Joe Nieuwendyk	64	36	39	75	51	6	2	2	4	0
Michael Nylander	58	11	33	44	24	-	-	-	-	-
TOTAL	15	2	9	11	6	3	0	0	0	0
Zarley Zalapski	73	13	42	55	30	3	0	0	0	0
TOTAL	56	7	30	37	56	-	-	-	-	-
CGY	13	3	7	10	18	7	0	3	3	2
TOTAL	69	10	37	47	74	7	0	3	3	2
German Titov	76	27	18	45	28	7	2	1	3	4
Wes Walz	53	11	27	38	16	6	3	0	3	2
James Patrick	6	0	3	3	2	-	-	-	-	-
TOTAL	47	8	20	28	32	-	-	-	-	-
HFD	15	2	2	4	6	7	0	1	1	6
CGY	68	10	25	35	40	7	0	1	1	6
TOTAL	51	7	23	30	28	7	0	2	2	8
Kelly Kisio	71	9	20	29	24	7	2	0	2	12
Ron Stern	67	10	14	24	20	-	-	-	-	-
Paul Ranheim	81	11	12	23	92	3	0	1	1	4
Joel Otto	63	2	21	23	110	-	-	-	-	-
Michel Petit	12	0	1	1	12	-	-	-	-	-
Dan Keczmer	57	1	20	21	48	3	0	0	0	4
TOTAL	69	1	21	22	60	3	0	0	0	4
HFD	58	6	15	21	60	7	0	0	0	16
CGY	25	4	9	13	20	-	-	-	-	-
TOTAL	34	5	7	12	26	-	-	-	-	-
Trent Yawney	77	1	11	12	52	1	0	0	0	0
Gary Suter	68	3	8	11	185	7	0	0	0	14
Ted Drury	79	5	5	10	173	7	0	0	0	34
Chris Dahlquist	26	2	2	4	4	-	-	-	-	-
Paul Kruse	19	2	3	5	6	7	1	1	2	8
Sandy McCarthy	45	4	5	9	10	7	1	1	2	8
Mike Sullivan	75	1	8	9	50	7	0	1	1	4
TOTAL	26	1	6	7	4	-	-	-	-	-
SJS	10	1	2	3	10	-	-	-	-	-
CGY	7	0	1	1	4	-	-	-	-	-
TOTAL	17	1	3	4	14	-	-	-	-	-
Frank Musil	31	0	4	4	4	-	-	-	-	-
Brad Schlegel	8	1	2	3	0	-	-	-	-	-
Guy Larose	6	0	3	3	7	-	-	-	-	-
TOTAL	33	0	3	3	23	6	0	0	0	4
TOR	15	2	0	2	2	-	-	-	-	-
CGY	2	1	1	2	7	-	-	-	-	-
TOTAL	8	0	1	1	14	-	-	-	-	-
Trevor Kidd	16	0	1	1	16	-	-	-	-	-
Yesa Viitakoski	1	0	0	0	0	-	-	-	-	-
Len Esau	1	0	0	0	0	-	-	-	-	-
Kevin Dahl	2	0	0	0	4	-	-	-	-	-
Greg Paslowski	2	0	0	0	0	-	-	-	-	-
David Haas	2	0	0	0	4	-	-	-	-	-
Brad Miller	4	0	0	0	4	-	-	-	-	-
Lee Norwood	5	0	0	0	2	-	-	-	-	-
Jason Muzzatti	11	0	0	0	4	-	-	-	-	-
Jeff Reese	48	0	0	0	14	7	0	0	0	2
Mark Freer	2	-	-	-	16	-	-	-	-	-
Peter Ahola	4	-	-	-	4	-	-	-	-	-
David Struch	5	-	-	-	2	-	-	-	-	-
Kevin Wortman	11	-	-	-	4	-	-	-	-	-
Andrei Trefilov	48	-	-	-	16	7	0	0	0	2
Mike Vernon	-	-	-	-	16	-	-	-	-	-
BENCH	-	-	-	-	16	-	-	-	-	-
TOTAL	84	302	495	797	1847	7	20	33	53	173

## FLAMES GOALTENDERS

GOALTENDER	REGULAR SEASON							PLAYOFFS						
	GP	MP	GA	GAA	W-L-OTL	SO	EN	GP	MP	GA	GAA	W-L	SO	EN
Andrei Trefilov	11	623	26	2.50	3-4-2	2	1	-	-	-	-	-	-	-
Michael Vernon	48	2798	131	2.81	26-17-5	3	4	7	466	23	2.96	3-4	0	0
Trevor Kidd	31	1614	85	3.16	13-7-6	-	-	-	-	-	-	-	-	-
Jeff Reese	1	13	1	4.62	0-0-0	-	-	-	-	-	-	-	-	-
Jason Muzzatti	1	60	8	8.00	0-1-0	-	-	-	-	-	-	-	-	-
TOTAL	84	5124	256	3.00	42-29-13	5	5	7	466	23	2.96	3-4	0	0

## REGULAR SEASON

**MOST POINTS:**  
Robert Reichel, 93

**MOST GOALS:**  
Gary Roberts, 41

**MOST ASSISTS:**  
Al MacInnis, 54

**MOST PENALTY MINUTES:**  
Ron Stern, 243

**MOST WINS GOALIE:**  
Mike Vernon, 26

## PLAYOFFS

**MOST POINTS:**  
Theoren Fleury, 10

**MOST GOALS:**  
Theoren Fleury, 6

**MOST ASSISTS:**  
Al MacInnis, 6

Gary Roberts, 6

**MOST PENALTY MINUTES:**  
Sandy McCarthy, 34

**MOST WINS GOALIE:**  
Mike Vernon, 3

## TROPHIES AND AWARDS

**RALPH T. SCURFIELD HUMANITARIAN AWARD**  
Al MacInnis

**MOLSON CUP**  
Joe Nieuwendyk



# 1992-93

Flcury records 100 points.

COACH	REGULAR SEASON							PLAYOFFS				
	GP	W	L	T	PTS	GF	GA	GP	W	L	GF	GA
Dave King	84	43	30	11	97	322	282	6	2	4	28	33

Regular Season: 2nd Smythe Division, 9th overall. Playoffs: Smythe Division Semi-Finals - lost to Los Angeles 4-2.

## FLAMES PLAYERS

PLAYER	REGULAR SEASON					PLAYOFFS					
	GP	G	A	PTS	PIM	GP	G	A	PTS	PIM	
Theoren Fleury	83	34	66	100	88	6	5	7	12	27	
Robert Reichel	80	40	48	88	54	6	2	4	6	2	
Gary Suter	81	23	58	81	112	6	2	3	5	8	
Gary Roberts	58	38	41	79	172	5	1	6	7	43	
Joe Nieuwendyk	79	38	37	75	52	6	3	6	9	10	
Sergei Makarov	71	18	39	57	40	-	-	-	-	-	
Al MacInnis	50	11	43	54	61	6	1	6	7	10	
Joel Otto	75	19	33	52	150	6	4	2	6	4	
Paul Ranheim	83	21	22	43	26	6	0	1	1	0	
Greg Paslawski	PHI	60	14	19	33	12	-	-	-	-	
	CGY	13	4	5	9	0	6	3	0	3	0
TOTAL		73	18	24	42	12	6	3	0	3	0
Ron Stern		70	10	15	25	207	6	0	0	0	43
Brent Ashton	BOS	26	2	2	4	11	-	-	-	-	-
	CGY	32	8	11	19	41	6	0	3	3	2
TOTAL		58	10	13	23	52	6	0	3	3	2
Chris Lindberg		62	9	12	21	18	2	0	1	1	2
Roger Johansson		77	4	16	20	62	5	0	1	1	2
Trent Yawney		63	1	16	17	67	6	3	2	5	6
Frank Musil		80	6	10	16	131	6	1	1	2	7
Gary Leeman		30	9	5	14	10	-	-	-	-	-
Brian Skrudland	MTL	23	5	3	8	55	-	-	-	-	-
	CGY	16	2	4	6	10	6	0	3	3	12
TOTAL		39	7	7	14	65	6	0	3	3	12
Craig Berube		77	4	8	12	209	6	0	0	1	21
Michel Petit		35	3	9	12	54	-	-	-	-	-
Carey Wilson		22	4	7	11	8	-	-	-	-	-
Kevin Dahl		61	2	9	11	56	6	0	2	2	8
Chris Dahlquist		74	3	7	10	66	6	3	1	4	4
Alexander Godynnyuk		27	3	4	7	19	-	-	-	-	-
C.J. Young		28	3	2	5	20	-	-	-	-	-
Todd Harkins		15	2	3	5	22	-	-	-	-	-
Paul Kruse		27	2	3	5	41	-	-	-	-	-
Jeff Reese		26	0	4	4	4	4	0	0	0	0
Greg Smyth		35	1	2	3	95	-	-	-	-	-
Tomas Forslund		6	0	2	2	0	-	-	-	-	-
Michael Vernon		64	0	2	2	42	4	0	0	0	2
Patrick Lebeau		1	0	0	0	0	-	-	-	-	-
Shawn Heaphy		1	0	0	0	0	-	-	-	-	-
Andrei Trefilov		1	0	0	0	2	-	-	-	-	-
BENCH		-	-	-	-	12	-	-	-	-	-
TOTAL		84	322	543	865	1951	6	28	50	78	213

## REGULAR SEASON

### MOST POINTS:

Theoren Fleury, 100

### MOST GOALS:

Robert Reichel, 40

### MOST ASSISTS:

Theoren Fleury, 66

### MOST PENALTY MINUTES:

Craig Berube, 209

### MOST WINS GOALIE:

Mike Vernon, 29

## PLAYOFFS

### MOST POINTS:

Theoren Fleury, 12

### MOST GOALS:

Theoren Fleury, 5

### MOST ASSISTS:

Theoren Fleury, 7

### MOST PENALTY MINUTES:

Gary Roberts, 43

Ron Stern, 43

### MOST WINS GOALIE:

Mike Vernon, 1

Jeff Reese, 1

## TROPHIES AND AWARDS

### RALPH T. SCURFIELD HUMANITARIAN AWARD

Joel Otto

### MOLSON CUP

Theoren Fleury

## FLAMES GOALTENDERS

GOALTENDER	REGULAR SEASON							PLAYOFFS						
	GP	MP	GA	GAA	W-L-OTL	SO	EN	GP	MP	GA	GAA	W-L	SO	EN
Jeff Reese	26	1311	70	3.20	14-4-1	1	0	4	209	17	4.88	1-3	1	0
Michael Vernon	64	3732	203	3.026	29-26-9	2	4	4	150	14	6.00	1-1	0	0
Andrei Trefilov	1	65	5	4.62	0-0-1	0	0	-	-	-	-	-	-	-
TOTAL	84	5119	282	3.31	43-30-11	3	4	6	359	32	140	2-4	1	0





# 1991-92

Roberts scores 53 goals, the second highest in team history.

COACH	REGULAR SEASON							PLAYOFFS				
	GP	W	L	T	PTS	GF	GA	GP	W	L	GF	GA
Doug Risebrough/ Guy Charron	80	31	37	12	74	296	305	-	-	-	-	-

Regular Season: 5th Smythe Division, tied 17th overall.

## FLAMES PLAYERS

PLAYER	REGULAR SEASON					PLAYOFFS				
	GP	G	A	PTS	PIM	GP	G	A	PTS	PIM
Gary Roberts	76	53	37	90	207	-	-	-	-	-
Al MacInnis	72	20	57	77	83	-	-	-	-	-
Theoren Fleury	80	33	40	73	133	-	-	-	-	-
Sergei Makarov	68	22	48	70	60	-	-	-	-	-
Joe Nieuwendyk	69	22	34	56	55	-	-	-	-	-
Gary Suter	70	12	43	55	128	-	-	-	-	-
Robert Reichel	77	20	34	54	32	-	-	-	-	-
Paul Ranheim	80	23	20	43	32	-	-	-	-	-
Doug Gilmour	38	11	27	38	46	-	-	-	-	-
Joel Otto	78	13	21	34	161	-	-	-	-	-
Gary Leeman	34	7	13	20	44	-	-	-	-	-
	TOR	29	2	7	9	27	-	-	-	-
	CGY	63	9	20	29	71	-	-	-	-
TOTAL		34	1	13	14	85	-	-	-	-
Michel Petit	36	3	10	13	79	-	-	-	-	-
	TOR	70	4	23	27	164	-	-	-	-
	CGY	42	11	12	23	37	-	-	-	-
Carey Wilson	72	13	9	22	338	-	-	-	-	-
Ron Stern	46	7	11	18	42	-	-	-	-	-
Marc Habscheid	40	5	7	12	109	-	-	-	-	-
Craig Berube	36	1	4	5	155	-	-	-	-	-
	TOR	76	6	11	17	264	-	-	-	-
	CGY	38	5	9	14	12	-	-	-	-
Tomas Forslund	37	2	12	14	53	-	-	-	-	-
Jamie Macoun	47	4	9	13	45	-	-	-	-	-
Trent Yawney	18	3	6	9	44	-	-	-	-	-
Nevin Markwart	10	2	1	3	25	-	-	-	-	-
	BOS	28	5	7	12	69	-	-	-	-
	CGY	78	4	8	12	103	-	-	-	-
Frank Musil	31	3	6	9	59	-	-	-	-	-
Alexander Godynyuk	6	0	1	1	4	-	-	-	-	-
	TOR	37	3	7	10	63	-	-	-	-
	CGY	50	2	7	9	24	-	-	-	-
Mark Osiecki	17	2	5	7	17	-	-	-	-	-
Chris Lindberg	63	0	7	7	8	-	-	-	-	-
Mike Vernon	18	0	5	5	31	-	-	-	-	-
Ric Nattress	16	3	1	4	65	-	-	-	-	-
Paul Kruse	21	1	3	4	119	-	-	-	-	-
Martin Simard	30	1	3	4	167	-	-	-	-	-
Tim Hunter	29	0	2	2	138	-	-	-	-	-
Greg Smyth	7	1	1	2	15	-	-	-	-	-
	QUE	36	1	3	4	153	-	-	-	-
	CGY	11	1	2	3	4	-	-	-	-
TOTAL		35	1	2	3	119	-	-	-	-
Tim Sweeney	4	1	0	1	19	-	-	-	-	-
Neil Sheehy	5	0	1	1	42	-	-	-	-	-
Stephane Matteau	8	0	0	0	0	-	-	-	-	-
Richard Zemek	12	0	1	1	12	-	-	-	-	-
Jeff Reese	20	0	1	1	12	-	-	-	-	-
	TOR	21	0	1	1	107	-	-	-	-
	CGY	1	0	0	0	0	-	-	-	-
Jim Kyte	1	0	0	0	0	-	-	-	-	-
Darryl Olsen	1	0	0	0	0	-	-	-	-	-
Scott Sharples	2	0	0	0	0	-	-	-	-	-
Trevor Kidd	3	0	0	0	2	-	-	-	-	-
Kevan Guy	5	0	0	0	7	-	-	-	-	-
Todd Harkins	9	0	0	0	0	-	-	-	-	-
Rick Wamsley	11	0	0	0	6	-	-	-	-	-
Rich Chernomaz	-	-	-	-	20	-	-	-	-	-
BENCH										
TOTAL	80	296	493	789	2643					

## REGULAR SEASON

### MOST POINTS:

Gary Roberts, 90

### MOST GOALS:

Gary Roberts, 53

### MOST ASSISTS:

Al MacInnis, 57

### MOST PENALTY MINUTES:

Ron Stern, 338

### MOST WINS GOALIE:

Mike Vernon, 24

## TROPHIES AND AWARDS

### RALPH T. SCURFIELD HUMANITARIAN AWARD

Bob Johnson

### MOLSON CUP

Mike Vernon

## FLAMES GOALTENDERS

GOALTENDER	REGULAR SEASON							PLAYOFFS						
	GP	MP	GA	GAA	W-L-OTL	SO	EN	GP	MP	GA	GAA	W-L	SO	EN
Mike Vernon	63	3640	217	3.58	24-30-9	2	4	-	-	-	-	-	-	-
Scott Sharples	1	65	4	3.69	0-0-1	0	0	-	-	-	-	-	-	-
Jeff Reese	8	413	20	2.91	1-5-1	0	0	-	-	-	-	-	-	-
	TOR	12	587	37	3.78	3-2-2	1	0	-	-	-	-	-	-
	CGY	20	1000	57	3.42	4-7-3	1	0	-	-	-	-	-	-
TOTAL	2	120	8	4.00	1-1-0	0	0	-	-	-	-	-	-	-
Trevor Kidd	9	457	34	4.46	3-4-0	0	0	-	-	-	-	-	-	-
Rick Wamsley														
TOTAL	80	6292	305	3.75	31-37-12	3	4	-	-	-	-	-	-	-



# 1990-91

Flcury scores 51 goals | MacInnis named NHL First All-Star

COACH	REGULAR SEASON							PLAYOFFS				
	GP	W	L	T	PTS	GF	GA	GP	W	L	GF	GA
Doug Risebrough	80	46	26	8	100	344	263	7	3	4	20	22

Regular Season: 2nd Smythe Division, tied 4th overall. Playoffs: Smythe Division Semi-Finals – lost to Edmonton 4-3.

## FLAMES PLAYERS

PLAYER	REGULAR SEASON					PLAYOFFS					
	GP	G	A	PTS	PIM	GP	G	A	PTS	PIM	
Theoren Fleury	79	51	53	104	136	7	2	5	7	14	
Al MacInnis	78	28	75	103	90	7	2	3	5	8	
Joe Nieuwendyk	79	45	40	85	36	7	4	1	5	10	
Doug Gilmour	78	20	61	81	144	7	1	1	2	0	
Sergei Makarov	78	30	49	79	44	3	1	0	1	0	
Gary Suter	79	12	58	70	102	7	1	6	7	12	
Gary Roberts	80	22	31	53	252	7	1	3	4	18	
Robert Reichel	66	19	22	41	22	6	1	1	2	0	
Joel Otto	76	19	20	39	183	7	1	2	3	8	
Paul Fenton	WPG TOR CGY	17	4	4	8	18	-	-	-	-	-
		30	5	10	15	0	-	-	-	-	-
		31	5	7	12	10	5	0	0	0	2
TOTAL		78	14	21	35	28	5	0	0	0	2
Stephane Matteau	78	15	19	34	93	5	0	1	1	0	
Paul Ranheim	39	14	16	30	4	7	2	2	4	0	
Carey Wilson	HFD CGY	45	8	15	23	16	-	-	-	-	-
		12	3	3	6	2	7	2	2	4	0
		57	11	18	29	18	7	2	2	4	0
TOTAL		57	13	14	27	55	1	0	0	0	0
Brian MacLellan	57	10	15	25	125	-	-	-	-	-	
Mark Hunter	8	0	2	2	23	7	0	0	0	10	
Frank Musil	MIN CGY	67	7	14	12	160	-	-	-	-	-
		75	7	16	23	183	-	-	-	-	-
		79	7	15	22	84	7	0	1	1	4
TOTAL		58	5	13	18	63	7	1	0	1	2
Roger Johansson	38	4	13	17	47	-	-	-	-	-	
Tim Sweeney	42	7	9	16	8	-	-	-	-	-	
Ron Stern	VAN CGY	31	2	3	5	171	-	-	-	-	-
		13	1	3	4	69	7	1	3	4	14
		44	3	6	9	240	7	1	3	4	14
TOTAL		1	0	0	0	2	-	-	-	-	
Jim Kyte	42	0	9	9	153	7	0	0	0	7	
TOTAL		43	0	9	9	155	7	0	0	0	7
Tim Hunter	34	5	2	7	143	7	0	0	0	10	
Sergei Priakin	24	1	6	7	0	-	-	-	-	-	
Kevan Guy	VAN CGY	39	1	6	7	39	-	-	-	-	-
		4	0	0	0	4	-	-	-	-	-
		43	1	6	7	43	-	-	-	-	-
TOTAL		16	1	3	4	36	-	-	-	-	
Ken Sabourin	54	0	4	4	8	7	0	0	0	0	
Mike Vernon	14	0	3	3	4	-	-	-	-	-	
Jiri Hrdina	16	0	2	2	53	-	-	-	-	-	
Martin Simard	19	0	2	2	30	-	-	-	-	-	
Dana Murzyn	1	0	1	1	0	-	-	-	-	-	
Rick Lessard	29	0	1	1	0	1	0	0	0	0	
Rick Wamsley	1	0	0	0	0	-	-	-	-	-	
Steve Guenette	1	0	0	0	7	-	-	-	-	-	
Paul Kruse	5	0	0	0	2	-	-	-	-	-	
Marc Bureau	-	-	-	-	-	1	0	0	0	0	
Colin Patterson	-	-	-	-	28	-	-	-	-	4	
BENCH		80	344	583	927	2201	7	20	31	51	123

## REGULAR SEASON

- MOST POINTS:**  
Theoren Fleury, 104
- MOST GOALS:**  
Theoren Fleury, 51
- MOST ASSISTS:**  
Al MacInnis, 75
- MOST PENALTY MINUTES:**  
Gary Roberts, 252
- MOST WINS GOALIE:**  
Mike Vernon, 31

## PLAYOFFS

- MOST POINTS:**  
Theoren Fleury, 7  
Gary Suter, 7
- MOST GOALS:**  
Joe Nieuwendyk, 4
- MOST ASSISTS:**  
Gary Suter, 6
- MOST PENALTY MINUTES:**  
Gary Roberts, 18
- MOST WINS GOALIE:**  
Mike Vernon, 3
- OVERTIME GOALS:**  
Theoren Fleury, 1

## TROPHIES AND AWARDS

- RALPH T. SCURFIELD HUMANITARIAN AWARD**  
Jamie Macoun
- MOLSON CUP**  
Theoren Fleury
- NHL 1ST ALL-STAR**  
Al MacInnis

## FLAMES GOALTENDERS

GOALTENDER	REGULAR SEASON							PLAYOFFS						
	GP	MP	GA	GAA	W-L-OTL	SO	EN	GP	MP	GA	GAA	W-L	SO	EN
Rick Wamsley	29	1670	85	3.05	14-7-5	0	0	1	2	1	30.00	0-0	0	0
Mike Vernon	54	3121	172	3.31	31-19-3	1	2	7	427	21	2.95	3-4	0	0
Steve Guenette	1	60	4	4.00	1-0-0	0	0	-	-	-	-	-	-	-
TOTAL	80	4859	263	3.25	46-26-8	1	2	6	430	22	3.07	3-4	0	0



# 1989-90

Flames first Smythe Division Title | MacInnis named to All-Star team

COACH	REGULAR SEASON							PLAYOFFS				
	GP	W	L	T	PTS	GF	GA	GP	W	L	GF	GA
Terry Crisp	80	42	23	15	99	348	265	6	2	4	24	29

Regular Season: 1st Smythe Division, 2nd overall. Playoffs: Smythe Division Semi-Finals – lost to Los Angeles 4-2

## FLAMES PLAYERS

PLAYER	REGULAR SEASON					PLAYOFFS					
	GP	G	A	PTS	PIM	GP	G	A	PTS	PIM	
Joe Nieuwendyk	79	45	50	95	40	6	4	6	10	4	
Doug Gilmour	78	24	67	91	54	6	3	1	4	8	
Al MacInnis	79	28	62	90	82	6	2	3	5	8	
Sergei Makarov	80	24	62	86	55	6	0	6	6	3	
Gary Suter	76	16	60	76	97	6	0	1	1	12	
Gary Roberts	78	39	33	72	222	6	2	5	7	41	
Joe Mullen	78	36	33	69	24	6	3	0	3	0	
Theoren Fleury	80	31	35	66	157	6	2	3	5	10	
Paul Ranheim	80	26	28	54	23	6	1	3	4	2	
Brian MacLellan	65	20	18	38	26	6	0	2	2	8	
Jamie Macoun	78	8	27	35	70	6	0	3	3	10	
Joel Otto	75	13	20	33	116	6	2	2	4	2	
Jiri Hrdina	64	12	18	30	31	6	0	1	1	2	
Dana Murzyn	78	7	13	20	140	6	2	2	4	2	
Brad McCrimmon	79	4	15	19	78	6	0	2	2	8	
Ric Nattress	49	1	14	15	26	6	2	0	2	8	
Colin Patterson	61	5	3	8	20	-	-	-	-	-	
Jonas Bergqvist	22	2	5	7	10	-	-	-	-	-	
Jim Korn	NJD	37	2	3	5	99	-	-	-	-	
	CGY	9	0	2	2	26	4	1	0	1	12
<b>TOTAL</b>		46	2	5	7	125	4	1	0	1	12
Mark Hunter	10	2	3	5	39	-	-	-	-	-	
Tim Hunter	67	2	3	5	279	6	0	0	0	4	
Roger Johansson	35	0	5	5	48	-	-	-	-	-	
Sergei Priakin	20	2	2	4	0	2	0	0	0	0	
Mike Vernon	47	0	3	3	21	6	0	0	0	0	
Jim Peplinski	6	1	0	1	4	-	-	-	-	-	
Brian Glynn	1	0	0	0	0	-	-	-	-	-	
Steve Guenette	2	0	0	0	2	-	-	-	-	-	
Stu Grimson	3	0	0	0	17	-	-	-	-	-	
Marc Bureau	5	0	0	0	4	-	-	-	-	-	
Ken Sabourin	5	0	0	0	10	-	-	-	-	-	
Rick Wamsley	36	0	0	0	4	1	0	0	0	0	
BENCH	-	-	-	-	26	-	-	-	-	4	
<b>TOTAL</b>	<b>80</b>	<b>348</b>	<b>581</b>	<b>929</b>	<b>1751</b>	<b>6</b>	<b>24</b>	<b>40</b>	<b>64</b>	<b>145</b>	

## REGULAR SEASON

### MOST POINTS:

Joe Nieuwendyk, 95

### MOST GOALS:

Joe Nieuwendyk, 45

### MOST ASSISTS:

Doug Gilmour, 67

### MOST PENALTY MINUTES:

Tim Hunter, 279

### MOST WINS GOALIE:

Mike Vernon, 23

## PLAYOFFS

### MOST POINTS:

Joe Nieuwendyk, 10

### MOST GOALS:

Joe Nieuwendyk, 4

### MOST ASSISTS:

Joe Nieuwendyk, 6

Sergei Makarov, 6

### MOST PENALTY MINUTES:

Gary Roberts, 41

### MOST WINS GOALIE:

Mike Vernon, 2

## TROPHIES AND AWARDS

### RALPH T. SCURFIELD HUMANITARIAN AWARD

Tim Hunter

### CALDER MEMORIAL TROPHY

Sergei Makarov

### MOLSON CUP

Joe Nieuwendyk

### NHL 1ST ALL-STAR

Al MacInnis

## FLAMES GOALTENDERS

GOALTENDER	REGULAR SEASON							PLAYOFFS						
	GP	MP	GA	GAA	W-L-OTL	SO	EN	GP	MP	GA	GAA	W-L	SO	EN
Mike Vernon	47	2795	146	3.13	23-14-9	1	2	6	342	19	3.33	2-3	3	1
Rick Wamsley	36	1969	107	3.26	18-8-6	0	0	1	49	9	11.02	0-1	0	0
Steve Guenette	2	119	8	4.03	1-1-0	0	0	-	-	-	-	-	-	-
<b>TOTAL</b>	<b>80</b>	<b>4895</b>	<b>265</b>	<b>3.25</b>	<b>42-23-15</b>	<b>1</b>	<b>2</b>	<b>6</b>	<b>392</b>	<b>28</b>	<b>4.44</b>	<b>2-4</b>	<b>3</b>	<b>1</b>



# 1988-89

Flames win their first Stanley Cup and second Presidents' Trophy.

COACH	REGULAR SEASON							PLAYOFFS				
	GP	W	L	T	PTS	GF	GA	GP	W	L	GF	GA
Terry Crisp	80	54	17	9	117	354	226	22	16	6	82	55

Regular Season: 1st Smythe Division, 1st overall. Playoffs: Smythe Division Semi-Finals - defeated Vancouver 4-3; Smythe Division Finals - defeated Los Angeles 4-0; Campbell Conference Championships - defeated Chicago 4-1; Stanley Cup Championship - defeated Montreal 4-2.

## FLAMES PLAYERS

PLAYER	REGULAR SEASON					PLAYOFFS					
	GP	G	A	PTS	PIM	GP	G	A	PTS	PIM	
Joe Mullen	79	51	59	110	16	21	16	8	24	4	
Hakan Loob	79	27	58	85	44	22	8	9	17	4	
Doug Gilmour	72	26	59	85	44	22	11	11	22	20	
Joe Nieuwendyk	77	51	31	82	40	22	10	4	14	10	
Al MacInnis	79	16	58	74	126	22	7	24	31	46	
Gary Suter	63	13	49	62	78	5	0	3	3	10	
Jiri Hrdina	70	22	32	54	26	4	0	0	0	0	
Joel Otto	72	23	30	53	213	22	6	13	19	46	
Brian MacLennan	MIN	60	16	23	39	104	-	-	-	-	
	CGY	12	2	3	5	14	21	3	2	5	19
TOTAL		72	18	26	44	118	21	3	2	5	19
Gary Roberts		71	22	16	38	250	22	5	7	12	57
Colin Patterson		74	14	24	38	56	22	3	10	13	24
Jim Peplinski		79	13	25	38	241	20	1	6	7	75
Theoren Fleury		36	14	20	34	46	22	5	6	11	24
Mark Hunter		66	22	8	30	194	10	2	2	4	23
Jamie Macoun		72	8	19	27	76	22	3	6	9	30
Brad McCrimmon		72	5	17	22	96	22	0	3	3	30
Dana Murzyn		63	3	19	22	142	21	0	3	3	20
Lanny McDonald		51	11	7	18	26	14	1	3	4	29
Rob Ramage		68	3	13	16	156	20	1	11	12	26
Tim Hunter		75	3	9	12	*375	19	0	4	4	32
Ric Nattress		38	1	8	9	47	19	0	3	3	20
Perry Berezan		35	4	4	8	23	-	-	-	-	
Michael Vernon		52	0	4	4	18	22	0	0	0	14
Rick Lessard		6	0	1	1	2	-	-	-	-	
Ken Sabourin		6	0	1	1	26	1	0	0	0	0
Brian Glynn		9	0	1	1	19	-	-	-	-	
Rick Wamsley		35	0	1	1	8	1	0	0	0	0
Rich Chernomaz		1	0	0	0	0	-	-	-	-	
Stu Grimson		1	0	0	0	5	-	-	-	-	
Sergei Priakin		2	0	0	0	2	1	0	0	0	0
Dave Reiersen		2	0	0	0	2	-	-	-	-	
Paul Ranheim		5	0	0	0	0	-	-	-	-	
Shane Churla		5	0	0	0	25	-	-	-	-	
BENCH		-	-	-	-	10	-	-	-	-	
TOTAL		80	354	576	930	2444	22	82	138	220	563

## REGULAR SEASON

- MOST POINTS:**  
Joe Mullen, 110
- MOST GOALS:**  
Joe Mullen, 51  
Joe Nieuwendyk, 51
- MOST ASSISTS:**  
Joe Mullen, 59  
Doug Gilmour, 59
- MOST PENALTY MINUTES:**  
Tim Hunter, 375
- MOST WINS GOALIE:**  
Mike Vernon, 37

## PLAYOFFS

- MOST POINTS:**  
Al MacInnis, 31
- MOST GOALS:**  
Joe Mullen, 16
- MOST ASSISTS:**  
Al MacInnis, 24
- MOST PENALTY MINUTES:**  
Jim Peplinski, 75
- MOST WINS GOALIE:**  
Mike Vernon, 16

## TROPHIES AND AWARDS

- RALPH T. SCURFIELD HUMANITARIAN AWARD**  
Lanny McDonald
- CONN SMYTHE TROPHY**  
Al MacInnis
- LADY BYNG TROPHY**  
Joe Mullen
- EMERY EDGE +/-**  
Joe Mullen
- MOLSON CUP**  
Joe Mullen
- NHL 1ST ALL-STAR**  
Al MacInnis
- NHL 2ND ALL-STAR**  
Mike Vernon

## FLAMES GOALTENDERS

GOALTENDER	REGULAR SEASON							PLAYOFFS						
	GP	MP	GA	GAA	W-L-OTL	SO	EN	GP	MP	GA	GAA	W-L	SO	EN
Mike Vernon	52	2938	130	2.65	37-6-5	0	0	22	1381	52	2.26	16-5	3	1
Rick Wamsley	35	1927	95	2.96	17-11-4	2	1	1	20	2	6.00	0-1	0	0
Steve Guenette	-	-	-	-	-	-	-	-	-	-	-	-	-	-
TOTAL	80	4871	225	2.78	54-17-9	2	1	22	1401	54	2.36	16-6	3	1



# 1987-88

Flames capture their first Presidents' Trophy and first overall.

COACH	REGULAR SEASON							PLAYOFFS				
	GP	W	L	T	PTS	GF	GA	GP	W	L	GF	GA
Terry Crisp	80	48	23	9	105	397	305	9	4	5	41	36

Regular Season: 1st Smythe Division, 1st overall. Playoffs: Smythe Division Semi-Finals - defeated Los Angeles 4-1; Smythe Division Finals - lost to Edmonton 4-0.

## FLAMES PLAYERS

PLAYER	REGULAR SEASON					PLAYOFFS				
	GP	G	A	PTS	PIM	GP	G	A	PTS	PIM
Hakan Loob	80	50	56	106	47	9	1	9	10	6
Mike Bullard	79	48	55	103	68	6	0	2	2	6
Joe Nieuwendyk	75	51	41	92	23	8	3	4	7	2
Gary Suter	75	21	70	91	124	9	1	9	10	6
Joe Mullen	80	40	44	86	30	7	2	4	6	10
Al MacInnis	80	25	58	83	114	7	3	6	9	18
John Tonelli	74	17	41	58	84	6	2	5	7	8
Joel Otto	62	13	39	52	194	9	3	2	5	24
Jim Peplinski	75	20	31	51	234	9	0	5	5	45
Brett Hull	52	26	24	50	12	-	-	-	-	-
Rob Ramage	67	8	34	42	127	-	-	-	-	-
	12	1	6	7	37	9	1	3	4	21
TOTAL	79	9	40	49	164	9	1	3	4	21
Brad McCrimmon	80	7	35	42	98	9	2	3	5	22
Carey Wilson	34	9	21	30	18	-	-	-	-	-
Gary Roberts	74	13	15	28	282	9	2	3	5	29
Lanny McDonald	60	10	13	23	57	9	3	1	4	6
Craig Cox	64	5	12	17	186	-	-	-	-	-
	7	2	3	5	32	2	1	0	1	16
TOTAL	71	7	15	22	218	2	1	0	1	16
Perry Berezan	29	7	12	19	66	8	0	2	2	13
Brian Glynn	67	5	14	19	87	1	0	0	0	0
Colin Patterson	39	7	11	18	28	9	1	0	1	8
Dana Murzyn	33	1	6	7	45	-	-	-	-	-
	41	6	5	11	94	5	2	0	2	13
TOTAL	74	7	11	18	139	5	2	0	2	13
Ric Nattress	63	2	13	15	37	6	1	3	4	0
Tim Hunter	68	8	5	13	337	9	4	0	4	32
Steve Bozek	26	3	7	10	12	-	-	-	-	-
Neil Sheehy	36	2	6	8	73	-	-	-	-	-
Jiri Hrdina	9	2	5	7	2	1	0	0	0	0
Mike Vernon	64	0	7	7	47	9	0	2	2	2
Shane Churla	2	0	0	0	14	-	-	-	-	-
	29	1	5	6	132	7	0	1	1	17
TOTAL	31	1	5	6	146	7	0	1	1	17
Paul Reinhart	14	0	4	4	10	8	2	7	9	6
Kevan Guy	11	0	3	3	8	-	-	-	-	-
Doug Dadswell	25	0	2	2	2	-	-	-	-	-
Rich Chernomaz	2	1	0	1	0	-	-	-	-	-
Randy Bucyk	2	0	0	0	0	-	-	-	-	-
Bob Bodak	3	0	0	0	22	-	-	-	-	-
Rick Wamsley	31	0	0	0	14	-	-	-	-	-
	2	0	0	0	0	1	0	0	0	0
TOTAL	33	0	0	0	14	1	0	0	0	0
BENCH	-	-	-	-	-	-	-	-	-	-
TOTAL	80	397	652	1049	2429	9	41	63	104	312

## REGULAR SEASON

### MOST POINTS:

Hakan Loob, 106

### MOST GOALS:

Joe Nieuwendyk, 51

### MOST ASSISTS:

Gary Suter, 70

### MOST PENALTY MINUTES:

Tim Hunter, 337

### MOST WINS GOALIE:

Mike Vernon, 39

## PLAYOFFS

### MOST POINTS:

Gary Suter, 10

### MOST GOALS:

Hakan Loob, 8

### MOST ASSISTS:

Gary Suter, 9

### MOST PENALTY MINUTES:

Jim Peplinski, 45

### MOST WINS GOALIE:

Mike Vernon, 4

## TROPHIES AND AWARDS

### RALPH T. SCURFIELD HUMANITARIAN AWARD

Jim Peplinski

### CALDER MEMORIAL TROPHY

Joe Nieuwendyk

### KING CLANCY AWARD

Lanny McDonald

### EMERY EDGE +/-

Brad McCrimmon

### MOLSON CUP

Joe Mullen

### NHL 1ST ALL-STAR

Hakan Loob

### NHL 2ND ALL-STAR

Brad McCrimmon

Gary Suter

## FLAMES GOALTENDERS

GOALTENDER	REGULAR SEASON							PLAYOFFS						
	GP	MP	GA	GAA	W-L-OTL	SO	EN	GP	MP	GA	GAA	W-L	SO	EN
Rick Wamsley	31	1818	103	3.40	13-16-1	0	0	-	-	-	-	-	-	-
	2	73	5	4.11	1-0-0	0	0	1	33	2	3.64	0-1	0	0
TOTAL	33	1891	108	3.43	14-16-1	0	0	1	33	2	3.64	0-1	0	0
Mike Vernon	64	3565	210	3.53	39-16-7	1	1	9	515	34	3.96	4-4	0	0
Doug Dadswell	25	1221	89	4.37	8-7-2	0	0	-	-	-	-	-	-	-
TOTAL	80	4895	304	3.75	48-23-9	1	1	9	548	36	3.94	4-5	0	0



# 1986-87

Joe Mullen captures the Lady Byng Trophy.

COACH	REGULAR SEASON							PLAYOFFS				
	GP	W	L	T	PTS	GF	GA	GP	W	L	GF	GA
Bob Johnson	80	46	31	3	95	318	289	6	2	4	15	22

Regular Season: 2nd Smythe Division, 3rd overall. Playoffs: Smythe Division Semi-Finals - lost to Winnipeg 4-2.

## FLAMES PLAYERS

PLAYER		REGULAR SEASON				PLAYOFFS					
		GP	G	A	PTS	PIM	GP	G	A	PTS	PIM
Joe Mullen		79	47	40	87	14	6	2	1	3	0
Al MacInnis		79	20	56	76	97	4	1	0	1	0
Paul Reinhart		76	15	53	68	22	4	0	1	1	6
Mike Bullard	PIT	14	2	10	12	17	-	-	-	-	-
	CGY	57	28	26	54	34	6	4	3	7	2
TOTAL		71	30	36	66	51	6	4	3	7	2
Carey Wilson		80	20	36	56	42	6	1	1	2	6
John Tonelli		78	20	31	51	72	3	0	0	0	2
Joel Otto		68	19	31	50	185	2	0	2	2	6
Jim Peplinski		80	18	32	50	181	6	1	0	1	24
Gary Suter		68	9	40	49	70	6	0	3	3	10
Hakan Loob		68	18	26	44	26	5	1	2	3	0
Jamie Macoun		79	7	33	40	111	3	0	1	1	8
Steve Bozek		71	17	18	35	22	4	1	0	1	2
Brian Bradley		40	10	18	28	16	-	-	-	-	-
Lanny McDonald		58	14	12	26	54	5	0	0	0	2
Colin Patterson		68	13	13	26	41	6	0	2	2	2
Tim Hunter		73	6	15	21	361	-	-	-	-	-
Gary Roberts		32	5	10	15	85	2	0	0	0	4
Dale DeGray		27	6	7	13	29	-	-	-	-	-
Neil Sheehy		54	4	6	10	151	6	0	0	0	21
Dan Quinn		16	3	6	9	14	-	-	-	-	-
Perry Berezan		24	5	3	8	24	2	0	2	2	7
Nick Fotiu		42	5	3	8	145	-	-	-	-	-
Kari Eloranta		13	1	6	7	9	6	0	2	2	0
Joe Nieuwendyk		9	5	1	6	0	6	2	2	4	0
Doug Risebrough		22	2	3	5	66	4	0	1	1	6
Kevan Guy		24	0	4	4	19	4	0	1	1	23
Brian Engblom		32	0	4	4	28	-	-	-	-	-
Paul Baxter		18	0	2	2	66	2	0	0	0	10
Mike Vernon		54	0	2	2	14	5	0	0	0	0
Brett Hull		5	1	0	1	0	4	2	1	3	0
Doug Dadswell		2	0	0	0	0	-	-	-	-	-
Rejean Lemelin		34	0	0	0	20	2	0	1	1	0
TOTAL		80	318	538	856	2018	6	15	26	41	192

## REGULAR SEASON

### MOST POINTS:

Joe Mullen, 87

### MOST GOALS:

Joe Mullen, 47

### MOST ASSISTS:

Al MacInnis, 56

### MOST PENALTY MINUTES:

Tim Hunter, 361

### MOST WINS GOALIE:

Mike Vernon, 30

## PLAYOFFS

### MOST POINTS:

Mike Bullard, 6

### MOST GOALS:

Mike Bullard, 4

### MOST ASSISTS:

Gary Suter, 3

### MOST PENALTY MINUTES:

Tim Hunter, 51

### MOST WINS GOALIE:

Mike Vernon, 2

### OVERTIME GOAL:

Mike Bullard, 1

## TROPHIES AND AWARDS

### RALPH T. SCURFIELD HUMANITARIAN AWARD

Lanny McDonald

### LADY BYNG TROPHY

Joe Mullen

## FLAMES GOALTENDERS

GOALTENDER	REGULAR SEASON							PLAYOFFS						
	GP	MP	GA	GAA	W-L-OTL	SO	EN	GP	MP	GA	GAA	W-L	SO	EN
Rejean Lemelin	34	1735	94	3.25	16-9-1	2	4	2	101	6	3.56	0-1	0	0
Mike Vernon	54	2957	178	3.61	30-21-1	1	2	5	263	16	3.65	2-3	0	0
Doug Dadswell	2	125	10	4.80	0-1-1	0	1	-	-	-	-	-	-	-
TOTAL	80	4817	282	3.61	46-31-3	3	7	6	364	22	3.63	2-4	0	0



# 1985-86

Flames vs. Habs for the Stanley Cup.

COACH	REGULAR SEASON							PLAYOFFS				
	GP	W	L	T	PTS	GF	GA	GP	W	L	GF	GA
Bob Johnson	80	40	31	9	89	354	315	22	12	10	81	69

Regular Season: 2nd Smythe Division, 6th overall. Playoffs: Smythe Division Semi-Finals - defeated Winnipeg 3-0; Smythe Division Finals - defeated Edmonton 4-3; Conference Finals - defeated St. Louis 4-3; Stanley Cup Finals - lost to Montreal 4-1.

## FLAMES PLAYERS

PLAYER		REGULAR SEASON					PLAYOFFS				
		GP	G	A	PTS	PIM	GP	G	A	PTS	PIM
Joe Mullen	STL	48	28	24	52	10	-	-	-	-	-
	CGY	29	16	22	38	11	21	12	7	19	4
<b>TOTAL</b>		77	44	46	90	21	21	12	7	19	4
Dan Quinn		78	30	42	72	44	18	8	7	15	10
Lanny McDonald		80	28	43	71	44	22	11	7	18	30
John Tonelli	NYI	65	20	41	61	50	-	-	-	-	-
	CGY	9	3	4	7	10	22	7	9	16	49
<b>TOTAL</b>		74	23	45	68	60	22	7	9	16	49
Gary Suter		80	18	50	68	141	10	2	8	10	8
Al MacInnis		77	11	57	68	76	21	4	15	19	30
Hakan Loob		68	31	36	67	36	22	4	10	14	6
Joel Otto		79	25	34	59	188	22	5	10	15	80
Jim Peplinski		77	24	35	59	214	22	5	9	14	107
Carey Wilson		76	29	29	58	24	9	0	2	2	2
Steve Bozek		64	21	22	43	24	14	2	6	8	32
Doug Risebrough		62	15	28	43	169	22	7	9	16	38
Perry Berezan		55	12	21	33	39	8	1	1	2	6
Paul Reinhart		32	8	25	33	15	21	5	13	18	4
Jamie Macoun		77	11	21	32	81	22	1	6	7	23
Richard Kromm		63	12	17	29	31	-	-	-	-	-
Colin Patterson		61	14	13	27	22	19	6	3	9	10
Steve Konroyd		59	7	20	27	64	-	-	-	-	-
Eddy Beers		33	11	10	21	8	-	-	-	-	-
Neil Sheehy		65	2	16	18	271	22	0	2	2	79
Tim Hunter		66	8	7	15	291	19	0	3	3	108
Gino Cavallini		27	7	7	14	26	-	-	-	-	-
Charlie Bourgeois		29	5	5	10	128	-	-	-	-	-
Terry Johnson	STL	49	0	4	4	87	-	-	-	-	-
	CGY	24	1	4	5	71	17	0	3	3	64
<b>TOTAL</b>		73	1	8	9	158	17	0	3	3	64
Paul Baxter		47	4	3	7	194	13	0	1	1	55
Rejean Lemelin		60	0	5	5	10	3	0	1	1	0
Rik Wilson	STL	32	0	4	4	48	-	-	-	-	-
	CGY	2	0	0	0	0	-	-	-	-	-
<b>TOTAL</b>		34	0	4	4	48	-	-	-	-	-
Yves Courteau		4	1	1	2	0	1	0	0	0	0
Brian Bradley		5	0	1	1	0	1	0	0	0	0
Nick Fotiu		9	0	1	1	21	11	0	1	1	34
Mike Vernon		18	0	1	1	4	21	0	1	1	0
Robin Bartel		1	0	0	0	0	6	0	0	0	16
Dale DeGray		1	0	0	0	0	-	-	-	-	-
Mark Lamb		1	0	0	0	0	-	-	-	-	-
Marc D'Amour		15	0	0	0	22	-	-	-	-	-
Brett Hull		-	-	-	-	-	2	0	0	0	0
<b>TOTAL</b>		80	354	580	934	2279	22	81	135	216	80

## REGULAR SEASON

### MOST POINTS:

Joe Mullen, 90  
(Calgary 38, St Louis 52)

### MOST GOALS:

Joe Mullen, 44  
(Calgary 16, St Louis 28)

### MOST ASSISTS:

Al MacInnis, 57

### MOST PENALTY MINUTES:

Tim Hunter, 291

### MOST WINS GOALIE:

Rejean Lemelin, 29

## PLAYOFFS

### MOST POINTS:

Joe Mullen, 19  
Al MacInnis, 19

### MOST GOALS:

Joe Mullen, 12

### MOST ASSISTS:

Al MacInnis, 15

### MOST PENALTY MINUTES:

Tim Hunter, 108

### MOST WINS GOALIE:

Mike Vernon, 12

### OVERTIME GOAL:

Lanny McDonald, 1

## TROPHIES AND AWARDS

### CALDER MEMORIAL TROPHY

Gary Suter

### MOLSON CUP

Hakan Loob

## FLAMES GOALTENDERS

GOALTENDER	REGULAR SEASON							PLAYOFFS						
	GP	MP	GA	GAA	W-L-OTL	SO	EN	GP	MP	GA	GAA	W-L	SO	EN
Mike Vernon	18	921	52	3.39	9-3-3	1	0	21	1229	60	2.93	12-9	0	2
Marc D'Amour	15	560	32	3.43	2-4-2	0	0	-	-	-	-	-	-	-
Rejean Lemelin	60	3369	229	4.08	29-24-4	1	2	3	109	7	3.85	0-1	0	0
<b>TOTAL</b>	80	4850	313	3.87	40-31-9	2	2	22	1338	67	3.09	12-10	0	2



# 1984-85

*Kent Nilsson finishes with 99 points.*

COACH	REGULAR SEASON							PLAYOFFS				
	GP	W	L	T	PTS	GF	GA	GP	W	L	GF	GA
Bob Johnson	80	41	27	12	94	363	302	4	1	3	13	15

Regular Season: 3rd Smythe Division, tied 6th overall. Playoffs: Smythe Division Semi-Finals – lost to Winnipeg 3-1.

## FLAMES PLAYERS

PLAYER	REGULAR SEASON					PLAYOFFS				
	GP	G	A	PTS	PIM	GP	G	A	PTS	PIM
Kent Nilsson	77	37	62	99	14	3	0	1	1	0
Hakan Loob	78	37	35	72	14	4	3	3	6	0
Carey Wilson	74	24	48	72	27	4	0	0	0	0
Paul Reinhart	75	23	46	69	18	4	1	1	2	0
Eddy Beers	74	28	40	68	94	3	1	0	1	0
Al MacInnis	67	14	52	66	75	4	1	2	3	8
Dan Quinn	74	20	38	58	22	3	0	0	0	0
Richard Kromm	73	20	32	52	32	3	0	1	1	4
Jim Peplinski	80	16	29	45	111	4	1	3	4	11
Colin Patterson	57	22	21	43	5	4	0	0	0	5
Mike Eaves	56	14	29	43	10	-	-	-	-	-
Jamie Macoun	70	9	30	39	67	4	1	0	1	4
Lanny McDonald	43	19	18	37	36	1	0	0	0	0
Steve Bozek	54	13	22	35	6	3	1	0	1	4
Steve Tambellini	47	19	10	29	4	-	-	-	-	-
Steve Konroyd	64	3	23	26	73	4	1	4	5	2
Tim Hunter	71	11	11	22	259	4	0	0	0	24
Paul Baxter	70	5	14	19	126	4	0	1	1	18
Gino Cavallini	27	6	10	16	14	3	0	0	0	4
Kari Eloranta	65	2	11	13	39	-	-	-	-	-
Doug Risebrough	15	7	5	12	49	4	0	3	3	12
Joel Otto	17	4	8	12	30	3	2	1	3	10
Charlie Bourgeois	47	2	10	12	134	4	0	0	0	17
Neil Sheehy	31	3	4	7	109	-	-	-	-	-
Perry Berezan	9	3	2	5	4	2	1	0	1	4
Jim Jackson	10	1	4	5	0	-	-	-	-	-
Yves Courteau	14	1	4	5	4	-	-	-	-	-
Bruce Eakin	1	0	0	0	0	-	-	-	-	-
Don Edwards	34	0	0	0	4	-	-	-	-	-
Rejean Lemelin	56	0	0	0	4	4	0	0	0	0
<b>TOTAL</b>	<b>80</b>	<b>363</b>	<b>618</b>	<b>981</b>	<b>1384</b>	<b>4</b>	<b>13</b>	<b>20</b>	<b>33</b>	<b>127</b>

## REGULAR SEASON

### MOST POINTS:

Kent Nilsson, 99

### MOST GOALS:

Kent Nilsson, 37

Hakan Loob, 37

### MOST ASSISTS:

Kent Nilsson, 62

### MOST PENALTY MINUTES:

Tim Hunter, 259

### MOST WINS GOALIE:

Rejean Lemelin, 30

## PLAYOFFS

### MOST POINTS:

Hakan Loob, 6

### MOST GOALS:

Hakan Loob, 3

### MOST ASSISTS:

Steve Konroyd, 4

### MOST PENALTY MINUTES:

Tim Hunter, 24

### MOST WINS GOALIE:

Rejean Lemelin, 1

## TROPHIES AND AWARDS

### MOLSON CUP

Rejean Lemelin

## FLAMES GOALTENDERS

GOALTENDER	REGULAR SEASON							PLAYOFFS						
	GP	MP	GA	GAA	W-L-OTL	SO	EN	GP	MP	GA	GAA	W-L	SO	EN
Rejean Lemelin	56	3176	183	3.46	30-12-10	1	3	4	248	14	3.39	1-3	1	1
Don Edwards	34	1691	115	4.08	11-15-2	1	1	-	-	-	-	-	-	-
<b>TOTAL</b>	<b>80</b>	<b>4867</b>	<b>298</b>	<b>3.67</b>	<b>41-27-12</b>	<b>2</b>	<b>4</b>	<b>4</b>	<b>248</b>	<b>14</b>	<b>3.39</b>	<b>1-3</b>	<b>1</b>	<b>1</b>





# 1983-84

Flames open new home—the Saddledome.

COACH	REGULAR SEASON								PLAYOFFS				
	GP	W	L	T	PTS	GF	GA	GP	W	L	GF	GA	
Bob Johnson	80	34	32	14	82	311	314	11	6	5	41	46	

Regular Season: 2nd Smythe Division, 10th overall. Playoffs: Smythe Division Semi-Finals – defeated Vancouver 3-1; Smythe Division Finals – lost to Edmonton 4-3.

## FLAMES PLAYERS

PLAYER	REGULAR SEASON					PLAYOFFS				
	GP	G	A	PTS	PIM	GP	G	A	PTS	PIM
Kent Nilsson	67	31	49	80	22	-	-	-	-	-
Eddy Beers	73	36	39	75	88	11	2	5	7	12
Lanny McDonald	65	33	33	66	64	11	6	7	13	6
Hakan Loob	77	30	25	55	22	11	2	3	5	2
Dan Quinn	54	19	33	52	20	8	3	5	8	4
Doug Risebrough	77	23	28	51	161	11	2	1	3	25
Mike Eaves	61	14	36	50	20	11	4	4	8	2
Al MacInnis	51	11	34	45	42	11	2	12	14	13
Kari Eloranta	78	5	34	39	44	6	0	2	2	2
Jim Peplinski	74	11	22	33	114	11	3	4	7	21
Jamie Macoun	72	9	23	32	97	11	1	0	1	0
Colin Patterson	56	13	14	27	15	11	1	1	2	6
Paul Baxter	74	7	20	27	182	11	0	2	2	37
Steve Tambellini	73	15	10	25	16	2	0	1	1	0
Richard Kromm	53	11	12	23	27	11	1	1	2	9
Paul Reinhart	27	6	15	21	10	11	6	11	17	2
Steve Bozek	46	10	10	20	16	10	3	1	4	15
Jim Jackson	49	6	14	20	13	6	1	1	2	4
Steve Konroyd	80	1	13	14	94	8	1	2	3	8
Dave Hindmarch	29	6	5	11	2	-	-	-	-	-
Tony Stiles	30	2	7	9	20	-	-	-	-	-
Jamie Hislop	27	1	8	9	2	-	-	-	-	-
Tim Hunter	43	4	4	8	130	7	0	0	0	21
Carey Wilson	15	2	5	7	2	6	3	1	4	2
Mickey Volcan	19	1	4	5	18	-	-	-	-	-
Charlie Bourgeois	17	1	3	4	35	8	0	1	1	27
Bruce Eakin	7	2	1	3	4	-	-	-	-	-
Kari Jalonen	9	0	3	3	0	-	-	-	-	-
Rejean Lemelin	51	0	3	3	6	8	0	0	0	0
Keith Hanson	25	0	2	2	77	-	-	-	-	-
Don Edwards	41	0	2	2	2	6	0	0	0	0
Neil Sheehy	1	1	0	1	2	4	0	0	0	4
Danny Bolduc	2	0	1	1	0	1	0	0	0	0
Mike Vernon	1	0	0	0	0	-	-	-	-	-
Jeff Brubaker	4	0	0	0	19	-	-	-	-	-
<b>TOTAL</b>	<b>80</b>	<b>311</b>	<b>512</b>	<b>823</b>	<b>1386</b>	<b>11</b>	<b>41</b>	<b>65</b>	<b>106</b>	<b>222</b>

## REGULAR SEASON

- MOST POINTS:**  
Kent Nilsson, 80
- MOST GOALS:**  
Eddy Beers, 36
- MOST ASSISTS:**  
Kent Nilsson, 49
- MOST PENALTY MINUTES:**  
Paul Baxter, 182
- MOST WINS GOALIE:**  
Rejean Lemelin, 21

## PLAYOFFS

- MOST POINTS:**  
Paul Reinhart, 17
- MOST GOALS:**  
Paul Reinhart, 6  
Lanny McDonald, 6
- MOST ASSISTS:**  
Al MacInnis, 12
- MOST PENALTY MINUTES:**  
Paul Baxter, 37
- MOST WINS GOALIE:**  
Rejean Lemelin, 4
- OVERTIME GOALS:**  
Carey Wilson, 1  
Lanny McDonald, 1

## TROPHIES AND AWARDS

- MOLSON CUP**  
Rejean Lemelin
- NHL ROOKIE ALL-STAR**  
Hakan Loob, Jamie Macoun

## FLAMES GOALTENDERS

GOALTENDER	REGULAR SEASON							PLAYOFFS						
	GP	MP	GA	GAA	W-L-OTL	SO	EN	GP	MP	GA	GAA	W-L	SO	EN
Rejean Lemelin	51	2568	150	3.50	21-12-9	0	0	8	448	32	4.29	2-1	0	1
Don Edwards	41	2303	157	4.09	13-19-5	0	3	6	217	12	3.32	4-4	0	1
Mike Vernon	1	11	4	21.82	0-1-0	0	0	-	-	-	-	-	-	-
<b>TOTAL</b>	<b>80</b>	<b>4882</b>	<b>311</b>	<b>3.82</b>	<b>34-32-14</b>	<b>0</b>	<b>3</b>	<b>11</b>	<b>665</b>	<b>46</b>	<b>4.15</b>	<b>6-5</b>	<b>0</b>	<b>2</b>



# 1982-83

Johnson named new coach / McDonald pots 66 goals

COACH	REGULAR SEASON							PLAYOFFS				
	GP	W	L	T	PTS	GF	GA	GP	W	L	GF	GA
Bob Johnson	80	32	34	14	78	321	317	9	4	5	30	49

Regular Season: 2nd Smythe Division, 12th overall. Playoffs: Smythe Division Semi-Finals defeated - Vancouver 3-1; Smythe Division Finals - lost to Edmonton 4-1.

## FLAMES PLAYERS

PLAYER	REGULAR SEASON					PLAYOFFS				
	GP	G	A	PTS	PIM	GP	G	A	PTS	PIM
Kent Nilsson	80	46	58	104	10	9	1	11	12	2
Lanny McDonald	80	*66	32	98	90	7	3	4	7	19
Paul Reinhart	78	17	58	75	28	9	6	3	9	2
Guy Chouinard	80	13	59	72	18	9	1	6	7	4
Doug Risebrough	71	21	37	58	138	9	1	3	4	18
Mel Bridgeman	79	19	31	50	103	9	3	4	7	33
Kari Eloranta	80	4	40	44	43	9	1	3	4	17
Jim Peplinski	80	15	26	41	134	8	1	1	2	45
Kevin LaVallee	60	19	16	35	17	8	1	3	4	4
Jamie Hislop	79	14	19	33	17	9	0	2	2	6
Phil Russell	78	13	18	31	112	9	1	4	5	24
Eddy Beers	41	11	15	26	21	8	1	1	2	27
Dave Hindmarch	60	11	12	23	23	4	0	0	0	4
Jim Jackson	48	8	12	20	7	8	2	1	3	2
Steve Christoff	45	9	8	17	4	1	0	0	0	0
Steve Konroyd	79	4	13	17	73	9	2	1	3	18
Richie Dunn	80	3	11	14	47	9	1	1	2	8
Carl Mokosak	41	7	6	13	87	-	-	-	-	-
Kari Jalonen	25	9	3	12	4	5	1	0	1	0
Greg Meredith	35	5	4	9	8	5	3	1	4	4
Charlie Bourgeois	15	2	3	5	21	-	-	-	-	-
Jamie Macoun	22	1	4	5	25	9	0	2	2	8
Rejean Lemelin	39	0	5	5	7	7	0	0	0	0
Al MacInnis	14	1	3	4	9	-	-	-	-	-
Pierre Rioux	14	1	2	3	4	-	-	-	-	-
Denis Cyr	11	1	1	2	0	-	-	-	-	-
Tim Hunter	16	1	0	1	54	9	1	0	1	70
Pat Ribble	28	0	1	1	18	-	-	-	-	-
Don Edwards	39	0	1	1	0	5	0	0	0	0
Mike Vernon	2	0	0	0	0	-	-	-	-	-
Howard Walker	3	0	0	0	7	-	-	-	-	-
Tim Herrer	3	0	0	0	2	-	-	-	-	-
Gord Hampson	4	0	0	0	5	-	-	-	-	-
Tim Bernhardt	6	0	0	0	0	-	-	-	-	-
BENCH	-	-	-	-	-	-	-	-	-	2
<b>TOTAL</b>	<b>80</b>	<b>321</b>	<b>498</b>	<b>819</b>	<b>1156</b>	<b>9</b>	<b>30</b>	<b>51</b>	<b>81</b>	<b>317</b>

## REGULAR SEASON

### MOST POINTS:

Kent Nilsson, 104

### MOST GOALS:

Lanny McDonald, 66

### MOST ASSISTS:

Guy Chouinard, 59

### MOST PENALTY MINUTES:

Doug Risebrough, 138

### MOST WINS GOALIE:

Rejean Lemelin, 16  
Don Edwards, 16

## PLAYOFFS

### MOST POINTS:

Kent Nilsson, 12

### MOST GOALS:

Paul Reinhart, 6

### MOST ASSISTS:

Kent Nilsson, 11

### MOST PENALTY MINUTES:

Tim Hunter, 70

### MOST WINS GOALIE:

Rejean Lemelin, 3

### OVERTIME GOALS:

Eddy Beers, 1  
Greg Meredith, 1

## TROPHIES AND AWARDS

### BILL MASTERTON TROPHY

Lanny McDonald

### NHL 2ND ALL-STAR

Lanny McDonald

### MOLSON CUP

Lanny McDonald

## FLAMES GOALTENDERS

GOALTENDER	REGULAR SEASON							PLAYOFFS						
	GP	MP	GA	GAA	W-L-OTL	SO	EN	GP	MP	GA	GAA	W-L	SO	EN
Rejean Lemelin	39	2211	133	3.61	16-12-8	0	3	7	327	27	4.95	3-3	0	0
Don Edwards	39	2209	148	4.02	16-15-6	1	1	5	226	22	5.84	1-2	0	0
Tim Bernhardt	6	280	21	4.50	0-5-0	0	0	-	-	-	-	-	-	-
Mike Vernon	2	100	11	6.60	0-2-0	0	0	-	-	-	-	-	-	-
<b>TOTAL</b>	<b>80</b>	<b>4800</b>	<b>313</b>	<b>3.91</b>	<b>32-34-14</b>	<b>1</b>	<b>4</b>	<b>9</b>	<b>553</b>	<b>49</b>	<b>5.32</b>	<b>4-5</b>	<b>0</b>	<b>0</b>



# 1981-82

McDonald a Flame | Russell named Flames Captain

COACH	REGULAR SEASON							PLAYOFFS				
	GP	W	L	T	PTS	GF	GA	GP	W	L	GF	GA
Al MacNeil	80	29	34	17	75	334	345	3	0	3	5	10

Regular Season: 3rd Smythe Division, 12th overall. Playoffs: Smythe Division Semi-Finals – lost to Vancouver 3-0.

## FLAMES PLAYERS

PLAYER	REGULAR SEASON					PLAYOFFS					
	GP	G	A	PTS	PIM	GP	G	A	PTS	PIM	
Mel Bridgeman	PHI	9	7	5	12	47	-	-	-	-	-
	CGY	63	26	49	75	94	3	2	0	2	14
<b>TOTAL</b>		72	33	54	87	141	3	2	0	2	14
Lanny McDonald	COL	16	6	9	15	20	-	-	-	-	-
	CGY	55	34	33	67	37	3	0	1	1	6
<b>TOTAL</b>		71	40	42	82	57	3	0	1	1	6
Guy Chouinard		64	23	57	80	12	3	0	1	1	0
Pekka Rautakallio		80	17	51	68	40	3	0	0	0	0
Jim Peplinski		74	30	37	67	115	3	1	0	1	13
Kevin LaVallee		75	32	29	61	30	3	0	0	0	7
Paul Reinhart		62	13	48	61	17	3	0	1	1	2
Willi Plett		78	21	36	57	288	3	1	2	3	39
Kent Nilsson		41	26	29	55	8	3	0	3	3	2
Ken Houston		70	22	22	44	91	3	1	0	1	4
Jamie Hillsop		80	16	25	41	35	3	0	0	0	0
Phil Russell		71	4	25	29	110	3	0	1	1	2
Gary McAdam		46	12	15	27	18	3	0	0	0	0
Denis Cyr		45	12	10	22	13	-	-	-	-	-
Dan Labraaten		43	10	12	22	6	3	0	0	0	0
Bob Murdoch		73	3	17	20	76	3	0	0	0	0
Don Lever		23	8	11	19	6	-	-	-	-	-
Steve Konroyd		63	3	14	17	78	3	0	0	0	12
Bill Clement		69	4	12	16	28	3	0	0	0	2
Charlie Bourgeois		54	2	13	15	112	3	0	0	0	7
Bob MacMillan		23	4	7	11	14	-	-	-	-	-
Eric Vaill		6	4	1	5	0	-	-	-	-	-
Kari Eloranta		19	0	5	5	14	-	-	-	-	-
Pat Riggan		52	0	5	5	4	3	0	0	0	0
Dave Hindmarch		9	3	0	3	0	-	-	-	-	-
Bob Gould		16	3	0	3	4	-	-	-	-	-
Pat Ribble	WSH	12	1	2	3	14	-	-	-	-	-
	CGY	3	0	0	0	2	-	-	-	-	-
<b>TOTAL</b>		15	1	2	3	16	-	-	-	-	-
Eddy Beers		5	1	1	2	21	-	-	-	-	-
Mike Dwyer		5	0	2	2	0	-	-	-	-	-
Gord Wappel		11	1	0	1	6	-	-	-	-	-
Carl Mokosak		1	0	1	1	0	-	-	-	-	-
Brad Marsh		17	0	1	1	10	-	-	-	-	-
Rejean Lemelin		34	0	1	1	0	-	-	-	-	-
Randy Turnbull		1	0	0	0	2	-	-	-	-	-
Bruce Eakin		1	0	0	0	0	-	-	-	-	-
Bobby Lalande		1	0	0	0	0	-	-	-	-	-
Tim Hunter		2	0	0	0	9	-	-	-	-	-
Al MacInnis		2	0	0	0	0	-	-	-	-	-
Randy Holt		8	0	0	0	9	-	-	-	-	-
BENCH		-	-	-	-	-	-	-	-	-	2
<b>TOTAL</b>		80	334	569	903	1291	3	5	9	14	112

## REGULAR SEASON

### MOST POINTS:

Mel Bridgeman, 87  
(Calgary 75, Philadelphia 12)

### MOST GOALS:

Lanny McDonald, 40  
(Calgary 34, Colorado 6)

### MOST ASSISTS:

Guy Chouinard, 57

### MOST PENALTY MINUTES:

Willi Plett, 288

### MOST WINS GOALIE:

Pat Riggan, 19

## PLAYOFFS

### MOST POINTS:

Kent Nilsson, 3  
Willi Plett, 3

### MOST GOALS:

Mel Bridgeman, 2

### MOST ASSISTS:

Kent Nilsson, 3

### MOST PENALTY MINUTES:

Willi Plett, 39

## TROPHIES AND AWARDS

### MOLSON CUP

Pat Riggan

## FLAMES GOALTENDERS

GOALTENDER	REGULAR SEASON							PLAYOFFS						
	GP	MP	GA	GAA	W-L-OTL	SO	EN	GP	MP	GA	GAA	W-L	SO	EN
Pat Riggan	52	2934	207	4.23	19-19-11	2	1	3	194	10	3.09	0-3	0	0
Rejean Lemelin	34	1866	135	4.34	10-15-6	0	2	-	-	-	-	-	-	-
<b>TOTAL</b>	<b>80</b>	<b>4800</b>	<b>342</b>	<b>4.28</b>	<b>29-34-17</b>	<b>2</b>	<b>3</b>	<b>3</b>	<b>194</b>	<b>10</b>	<b>3.09</b>	<b>0-3</b>	<b>0</b>	<b>0</b>



# 1980-81

Flames and NHL come to Calgary.

COACH	REGULAR SEASON								PLAYOFFS				
	GP	W	L	T	PTS	GF	GA	GP	W	L	GF	GA	
Al MacNeil	80	39	27	14	92	329	298	16	9	7	56	60	

Regular Season: 3rd Patrick Division, 7th overall. Playoffs: Preliminary Round – defeated Chicago 3-0; Quarter-Finals – defeated Philadelphia 4-3; Stanley Cup Semi-Finals – lost to Minnesota 4-2.

## FLAMES PLAYERS

PLAYER	REGULAR SEASON					PLAYOFFS					
	GP	G	A	PTS	PIM	GP	G	A	PTS	PIM	
Kent Nilsson	80	49	*82	*131	26	16	3	14	17	4	
Guy Chouinard	52	31	52	83	24	16	3	14	17	4	
Willi Plett	78	38	30	68	239	15	8	4	12	89	
Paul Reinhart	74	18	49	67	52	16	1	14	15	16	
Eric Vail	64	28	36	64	23	6	0	0	0	0	
Bob MacMillan	77	28	35	63	47	16	8	6	14	7	
Don Lever	62	26	31	57	56	16	4	7	11	20	
Jamie Hislop	QUE	50	19	22	41	15	-	-	-	-	
	CGY	29	6	9	15	11	16	3	0	3	5
TOTAL		79	25	31	56	26	16	3	0	3	5
Pekka Rautakallio	76	11	45	56	64	16	2	4	6	6	
Jim Peplinski	80	13	25	38	108	16	2	3	5	11	
Kevin LaVallee	77	15	20	35	16	8	2	3	5	4	
Bill Clement	78	12	20	32	33	16	2	1	3	6	
Ken Houston	42	15	15	30	93	16	7	8	15	30	
Phil Russell	80	6	23	29	104	16	2	7	9	29	
Dan Labraaten	DET	44	3	8	11	12	-	-	-	-	
	CGY	27	9	7	16	13	5	1	0	1	4
TOTAL		71	12	15	27	25	5	1	0	1	4
Bob Murdoch	74	3	19	22	54	16	1	4	5	36	
Brad Marsh	80	1	12	13	87	16	0	5	5	8	
Bert Wilson	50	5	7	12	94	1	0	0	0	0	
Brad Smith	45	7	4	11	65	-	-	-	-	-	
Alex McKendry	36	3	6	9	19	-	-	-	-	-	
Earl Ingarfield	16	2	3	5	6	-	-	-	-	-	
Denis Cyr	10	1	4	5	0	-	-	-	-	-	
Randy Holt	48	0	5	5	165	13	2	2	4	52	
Dan Bouchard	14	0	4	4	6	-	-	-	-	-	
Dave Hindmarch	1	1	0	1	0	6	0	0	0	2	
Greg Meredith	3	1	0	1	0	-	-	-	-	-	
Mike Dwyer	4	0	1	1	4	1	1	0	1	0	
Gord Wappel	7	0	1	1	4	-	-	-	-	-	
Rejean Lemelin	29	0	1	1	2	6	0	0	0	0	
Pat Riggan	42	0	1	1	7	11	0	0	0	0	
Tony Curtale	2	0	0	0	0	-	-	-	-	-	
Bob Gould	3	0	0	0	0	11	3	1	4	4	
Steve Konroyd	4	0	0	0	4	-	-	-	-	-	
TOTAL		80	329	547	876	1426	16	55	92	147	335

## FLAMES GOALTENDERS

GOALTENDER	REGULAR SEASON							PLAYOFFS						
	GP	MP	GA	GAA	W-L-OTL	SO	EN	GP	MP	GA	GAA	W-L	SO	EN
Rejean Lemelin	29	1629	88	3.24	14-6-7	2	2	6	366	22	3.61	3-3	0	0
Pat Riggan	42	2411	154	3.83	21-16-4	0	2	11	629	37	3.53	6-4	0	1
Dan Bouchard	14	760	51	4.06	4-5-3	0	0	-	-	-	-	-	-	-
TOTAL	80	4800	298	3.73	39-27-14	2	4	16	985	59	3.59	9-7	0	1

## REGULAR SEASON

### MOST POINTS:

Kent Nilsson, 131

### MOST GOALS:

Kent Nilsson, 49

### MOST ASSISTS:

Kent Nilsson, 82

### MOST PENALTY MINUTES:

Willi Plett, 239

### MOST WINS GOALIE:

Pat Riggan, 21

## PLAYOFFS

### MOST POINTS:

Guy Chouinard, 17

### MOST GOALS:

Bob MacMillan, 8

Willi Plett, 8

### MOST ASSISTS:

Guy Chouinard, 14

Paul Reinhart, 14

### MOST PENALTY MINUTES:

Willi Plett, 89

### MOST WINS GOALIE:

Pat Riggan, 6

### OVERTIME GOAL:

Willi Plett, 1

## TROPHIES AND AWARDS

### MOLSON CUP

Kent Nilsson

# GAME-BY-GAME RESULTS

## ABBR TEAM

ANA	Anaheim Ducks	
ATL	Atlanta Thrashers	WPG
BOS	Boston Bruins	
BUF	Buffalo Sabres	
CAL	California Seals	Defunct
CAR	Carolina Hurricanes	
CHI	Chicago Blackhawks	
CBJ	Columbus Blue Jackets	
CLE	Cleveland Barons	Defunct
COL	Colorado Avalanche	
CR	Colorado Rockies	NJD
DAL	Dallas Stars	
DET	Detroit Red Wings	
EDM	Edmonton Oilers	
FLA	Florida Panthers	
HFD	Hartford Whalers	CAR
KC	Kansas City Scouts	NJD
LAK	Los Angeles Kings	
MIN	Minnesota Wild	
MNS	Minnesota North Stars	DAL
MTL	Montreal Canadiens	
NJD	New Jersey Devils	
NSH	Nashville Predators	
NYI	New York Islanders	
NYR	New York Rangers	
OTT	Ottawa Senators	
PHI	Philadelphia Flyers	
PHX	Phoenix Coyotes	ARI
PIT	Pittsburgh Penguins	
QUE	Quebec Nordiques	COL
SJS	San Jose Sharks	
STL	St. Louis Blues	
TBL	Tampa Bay Lightning	
TOR	Toronto Maple Leafs	
VAN	Vancouver Canucks	
WPG	Winnipeg Jets	PHX
WSH	Washington Capitals	

Calgary transferred from Atlanta on June 24, 1980

Carolina transferred from Hartford on June 25, 1997

Colorado transferred from Quebec on June 21, 1995

Dallas transferred from Minnesota on June 9, 1993

New Jersey transferred from Denver on June 30, 1982\*

\* (previously transferred from Kansas City)

Phoenix transferred from Winnipeg on July 1, 1996

Winnipeg transferred from Atlanta on June 21, 2011

## 2013-14

DATE	OPP.	RESULT	RECORD	PTS
1 Oct. 3	at WSH	4-5 (ISO)	0-0-0-1	1
2 Oct. 4	at CBJ	4-3 W	1-0-0-1	3
3 Oct. 6	vs. VAN	4-5 (OT)	1-0-1-1	4
4 Oct. 9	vs. MTL	3-2 W	2-0-1-1	6
5 Oct. 11	vs. NJD	3-2 W	3-0-1-1	8
6 Oct. 16	at ANA	2-3 L	3-1-1-1	8
7 Oct. 19	at SJS	3-6 L	3-2-1-1	8
8 Oct. 21	at LAK	3-2 W	4-2-1-1	10
9 Oct. 22	at PHX	2-4 L	4-3-1-1	10
10 Oct. 24	at DAL	1-5 L	4-4-1-1	10
11 Oct. 26	vs. WSH	5-2 W	5-4-1-1	12
12 Oct. 30	vs. TOR	2-4 L	5-5-1-1	12
13 Nov. 1	vs. DET	3-4 L	5-6-1-1	12
14 Nov. 3	at CHI	3-2 (WOT)	6-6-1-1	14
15 Nov. 5	at MIN	1-5 L	6-7-1-1	14
16 Nov. 7	at STL	2-3 L	6-8-1-1	14
17 Nov. 8	at COL	2-4 L	6-9-1-1	14
18 Nov. 12	vs. SJS	2-3 (OT)	6-9-2-1	15
19 Nov. 14	vs. DAL	3-7 L	6-10-2-1	15
20 Nov. 16	vs. EDM	2-4 L	6-11-2-1	15
21 Nov. 18	at WPG	5-4 (WISO)	7-11-2-1	17
22 Nov. 20	vs. CBJ	1-2 (OT)	7-11-3-1	18
23 Nov. 22	vs. FLA	4-3 (WISO)	8-11-3-1	20
24 Nov. 27	vs. CHI	2-3 L	8-12-3-1	20
25 Nov. 29	at ANA	2-5 L	8-13-3-1	20
26 Nov. 30	at LAK	2-1 W	9-13-3-1	22
27 Dec. 4	vs. PHX	4-1 W	10-13-3-1	24
28 Dec. 6	vs. COL	2-3 L	10-14-3-1	24
29 Dec. 7	at EDM	2-1 (WOT)	11-14-3-1	26
30 Dec. 10	vs. BOS	1-2 L	11-15-3-1	26
31 Dec. 12	vs. CAR	2-1 (WOT)	12-15-3-1	28
32 Dec. 14	at BUF	2-1 (WOT)	13-15-3-1	30
33 Dec. 15	at NYR	3-4 (WISO)	13-15-3-2	31
34 Dec. 17	at BOS	0-2 L	13-16-3-2	31
35 Dec. 19	at DET	2-3 (OT)	13-16-4-2	32
36 Dec. 21	at PIT	3-4 L	13-17-4-2	32
37 Dec. 23	vs. STL	4-3 (WISO)	14-17-4-2	34
38 Dec. 27	vs. EDM	0-2 L	14-18-4-2	34
39 Dec. 29	vs. VAN	0-2 L	14-19-4-2	34
40 Dec. 31	vs. PHI	1-4 L	14-20-4-2	34
41 Jan. 3	vs. TBL	0-2 L	14-21-4-2	34
42 Jan. 6	at COL	4-3 W	15-21-4-2	36
43 Jan. 7	at PHX	0-6 L	15-22-4-2	36
44 Jan. 9	vs. STL	0-5 L	15-23-4-2	36
45 Jan. 11	vs. PIT	1-2 L	15-24-4-2	36
46 Jan. 13	at CAR	2-0 W	16-24-4-2	38
47 Jan. 14	at NSH	2-4 L	16-25-4-2	38
48 Jan. 16	vs. WPG	2-5 L	16-26-4-2	38
49 Jan. 18	at VAN	2-3 (ISO)	16-26-4-3	39
50 Jan. 20	at SJS	2-3 L	16-27-4-3	39
51 Jan. 22	vs. PHX	3-2 W	17-27-4-3	41
52 Jan. 24	vs. NSH	5-4 (WISO)	18-27-4-3	43
53 Jan. 28	vs. CHI	5-4 (WOT)	19-27-4-3	45
54 Jan. 30	vs. SJS	4-1 W	20-27-4-3	47
55 Feb. 1	vs. MIN	4-3 (WOT)	21-27-4-3	49
56 Feb. 4	at MTL	0-2 L	21-28-4-3	49
57 Feb. 6	at NYI	4-2 W	22-28-4-3	51
58 Feb. 8	at PHI	1-2 L	22-29-4-3	51
59 Feb. 27	vs. LAK	0-2 L	22-30-4-3	51
60 Mar. 1	at EDM	2-1 (WOT)	23-30-4-3	53
61 Mar. 3	at MIN	2-3 L	23-31-4-3	53
62 Mar. 5	vs. OTT	4-1 W	24-31-4-3	55
63 Mar. 7	vs. NYI	4-3 W	25-31-4-3	57
64 Mar. 8	at VAN	1-2 L	25-32-4-3	57
65 Mar. 10	vs. LAK	2-3 L	25-33-4-3	57
66 Mar. 12	vs. ANA	7-2 W	26-33-4-3	59
67 Mar. 14	at DAL	4-3 (WISO)	27-33-4-3	61
68 Mar. 15	at PHX	2-3 L	27-34-4-3	61
69 Mar. 18	vs. BUF	3-1 W	28-34-4-3	63
70 Mar. 21	vs. NSH	5-6 L	28-35-4-3	63
71 Mar. 22	at EDM	8-1 W	29-35-4-3	65
72 Mar. 24	vs. SJS	2-1 (WISO)	30-35-4-3	67
73 Mar. 26	vs. ANA	2-3 L	30-36-4-3	67
74 Mar. 28	vs. NYR	4-3 W	31-36-4-3	69
75 Mar. 30	at OTT	3-6 L	31-37-4-3	69
76 Apr. 1	at TOR	2-3 L	31-38-4-3	69
77 Apr. 3	at TBL	4-1 W	32-38-4-3	71
78 Apr. 4	at FLA	2-1 W	33-38-4-3	73
79 Apr. 7	at NJD	1-0 W	34-38-4-3	75
80 Apr. 9	vs. LAK	4-3 (WISO)	35-38-4-3	77
81 Apr. 11	vs. WPG	3-5 L	35-39-4-3	77
82 Apr. 13	at VAN	1-5 L	35-40-4-3	77

## 2012-13

DATE	OPP.	RESULT	RECORD	PTS
1 Jan. 20	vs. SJS	1-4 L	0-1-0-0	0
2 Jan. 21	vs. ANA	4-5 L	0-2-0-0	0
3 Jan. 23	at VAN	2-3 (ISO)	0-2-0-1	1
4 Jan. 26	vs. EDM	4-3 W	1-2-0-1	3
5 Jan. 31	vs. COL	3-6 L	1-3-0-1	3
6 Feb. 2	vs. CHI	2-3 (ISO)	1-3-0-2	4
7 Feb. 5	at DET	4-1 W	2-3-0-2	6
8 Feb. 7	at CBJ	4-3 (OT)	3-3-0-2	8
9 Feb. 9	at VAN	1-5 L	3-4-0-2	8
10 Feb. 11	vs. MIN	1-2 (ISO)	3-4-0-3	9
11 Feb. 13	vs. DAL	7-4 W	4-4-0-3	11
12 Feb. 15	vs. STL	2-5 L	4-5-0-3	11
13 Feb. 17	at DAL	4-3 W	5-5-0-3	13
14 Feb. 18	at PHX	0-4 L	5-6-0-3	13
15 Feb. 20	vs. LAK	1-3 L	5-7-0-3	13
16 Feb. 23	vs. MIN	3-1 W	6-7-0-3	15
17 Feb. 24	vs. PHX	5-4 W	7-7-0-3	17
18 Feb. 26	at MIN	1-2 (OT)	7-7-1-3	18
19 Feb. 28	at COL	4-5 L	7-8-1-3	18
20 Mar. 3	vs. VAN	4-2 W	8-8-1-3	20
21 Mar. 6	vs. SJS	4-1 W	9-8-1-3	22
22 Mar. 8	at ANA	0-4 L	9-9-1-3	22
23 Mar. 9	at LAK	2-6 L	9-10-1-3	22
24 Mar. 11	at LAK	1-3 L	9-11-1-3	22
25 Mar. 13	vs. DET	5-2 W	10-11-1-3	24
26 Mar. 15	vs. NAS	6-3 W	11-11-1-3	26
27 Mar. 18	at DAL	3-4 L	11-12-1-3	26
28 Mar. 21	at NAS	3-5 L	11-13-1-3	26
29 Mar. 22	at CBJ	1-5 L	11-14-1-3	26
30 Mar. 24	vs. STL	3-2 W	12-14-1-3	28
31 Mar. 26	at CHI	0-2 L	12-15-1-3	28
32 Mar. 27	vs. COL	4-3 W	13-15-1-3	30
33 Mar. 29	vs. CBJ	4-6 L	13-16-1-3	30
34 Apr. 1	at EDM	1-4 L	13-17-1-3	30
35 Apr. 3	vs. EDM	2-8 L	13-18-1-3	30
36 Apr. 5	at SJS	1-2 L	13-19-1-3	30
37 Apr. 6	at VAN	2-5 L	13-20-1-3	30
38 Apr. 8	at COL	3-1 W	14-20-1-3	32
39 Apr. 10	vs. VAN	1-4 L	14-21-1-3	32
40 Apr. 12	vs. PHX	3-2 (OT)	15-21-1-3	34
41 Apr. 13	at EDM	4-1 W	16-21-1-3	36
42 Apr. 15	vs. MIN	3-4 L	16-22-1-3	36
43 Apr. 17	vs. DET	3-2 W	17-22-1-3	38
44 Apr. 19	vs. ANA	3-1 W	18-22-1-3	40
45 Apr. 21	at MIN	4-1 W	19-22-1-3	42
46 Apr. 23	at NAS	3-4 L	19-23-1-3	42
47 Apr. 25	at STL	1-4 L	19-24-1-3	42
48 Apr. 26	at CHI	1-3 L	19-25-1-3	42

### 2011-12

DATE	OPP.	RESULT	RECORD	PTS
1 Oct 8	vs. PIT	3-5L	0-1-0-0	0
2 Oct 10	at STL	2-5L	0-2-0-0	0
3 Oct 13	at MTL	4-1W	1-2-0-0	2
4 Oct 15	at TOR	2-3L	1-3-0-0	2
5 Oct 18	vs. EDM	2-1W	2-3-0-0	4
6 Oct 20	vs. NYR	2-3L(OT)	2-3-1-0	5
7 Oct 22	vs. NSH	0-2L	2-4-1-0	5
8 Oct 26	vs. COL	4-2W	3-4-1-0	7
9 Oct 28	vs. STL	3-1W	4-4-1-0	9
10 Nov 1	vs. VAN	1-5L	4-5-1-0	9
11 Nov 3	at DET	4-1W	5-5-1-0	11
12 Nov 4	at BUF	1-2L	5-6-1-0	11
13 Nov 6	at COL	2-1W	6-6-1-0	13
14 Nov 8	vs. MIN	0-3L	6-7-1-0	13
15 Nov 11	at CHI	1-4L	6-8-1-0	13
16 Nov 12	at COL	4-3W	7-8-1-0	15
17 Nov 15	vs. OTT	1-3L	7-9-1-0	15
18 Nov 18	vs. CHI	5-2W	8-9-1-0	17
19 Nov 21	at CBJ	1-4L	8-10-1-0	17
20 Nov 23	at DET	3-2L	8-11-1-0	17
21 Nov 25	at STL	0-2L	8-12-1-0	17
22 Nov 27	at MIN	5-2W	9-12-1-0	19
23 Nov 29	vs. NSH	1-0W	10-12-1-0	21
24 Dec 1	vs. CBJ	3-4L(SO)	10-12-1-1	22
25 Dec 3	at EDM	5-3W	11-2-1-1	24
26 Dec 4	at VAN	1-5L	11-3-1-1	24
27 Dec 6	vs. CAR	7-6W	12-13-1-1	26
28 Dec 8	vs. COL	3-2W	13-13-1-1	28
29 Dec 10	vs. EDM	3-0W	14-13-1-1	30
30 Dec 13	at NSH	1-2L	14-14-1-1	30
31 Dec 15	at TBL	4-5L(OT)	14-14-2-1	31
32 Dec 16	at FLA	2-3L(SO)	14-14-2-2	32
33 Dec 18	at CHI	2-4L	14-15-2-2	32
34 Dec 20	vs. MIN	2-1W	15-15-2-2	34
35 Dec 22	vs. DET	3-2W	16-15-2-2	36
36 Dec 23	at VAN	3-1W	17-15-2-2	38
37 Dec 27	at CBJ	2-1W(SO)	18-16-2-2	40
38 Dec 29	at NYI	1-3L	18-16-2-2	40
39 Dec 30	at OTT	3-4L(OT)	18-16-3-2	41
40 Jan 1	at NSH	3-5L	18-17-3-2	41
41 Jan 3	at WSH	1-3L	18-18-3-2	41
42 Jan 5	at BOS	0-9L	18-19-3-2	41
43 Jan 7	vs. MIN	3-1W	19-19-3-2	43
44 Jan 10	vs. NJD	6-3W	20-19-3-2	45
45 Jan 12	vs. ANA	1-0W(OT)	21-19-3-2	47
46 Jan 14	vs. LAK	1-4L	21-20-3-2	47
47 Jan 17	at SJS	1-2L(SO)	21-20-3-3	48
48 Jan 19	at LAK	2-1W(SO)	22-20-3-3	50
49 Jan 21	at EDM	6-2W	23-20-3-3	52
50 Jan 24	vs. SJS	0-1L	23-21-3-3	52
51 Jan 31	vs. DET	1-3L	23-22-3-3	52
52 Feb 3	vs. CHI	3-1W	24-22-3-3	54
53 Feb 6	at ANA	2-3L(SO)	24-22-3-4	55
54 Feb 8	at SJS	4-3W	25-22-3-4	57
55 Feb 9	at PHX	1-2L(OT)	25-22-4-4	58
56 Feb 11	vs. VAN	3-2W(SO)	26-22-4-4	60
57 Feb 14	vs. TOR	5-1W	27-22-4-4	62
58 Feb 16	at DAL	2-3L(OT)	27-22-5-4	63
59 Feb 18	at LAK	1-0W	28-22-5-4	65
60 Feb 21	vs. EDM	1-6L	28-23-5-4	65
61 Feb 23	vs. PHX	3-4L(SO)	28-23-5-5	66
62 Feb 25	at PHX	4-5L(SO)	28-23-5-6	67
63 Feb 27	vs. STL	1-3L	28-24-5-6	67
64 Mar 1	at PHX	4-2W	29-24-5-6	69
65 Mar 2	at ANA	2-3L	29-25-5-6	70
66 Mar 4	vs. DAL	2-3L(SO)	29-25-5-7	70
67 Mar 6	vs. MTL	5-4W	30-25-5-7	72
68 Mar 9	vs. WPG	5-3W	31-25-5-7	74
69 Mar 11	at MIN	4-3W	32-25-5-7	76
70 Mar 13	vs. SJS	3-2W(OT)	33-25-5-7	78
71 Mar 15	vs. PHX	4-1W	34-25-5-7	80
72 Mar 16	at EDM	1-3L	34-26-5-7	80
73 Mar 18	vs. CBJ	1-2L(SO)	34-26-5-8	81
74 Mar 20	at COL	1-2L(OT)	34-26-5-8	82
75 Mar 22	at MIN	2-3L(SO)	34-26-5-9	83
76 Mar 24	at DAL	1-4L	34-27-5-9	83
77 Mar 26	vs. DAL	5-4W	35-27-5-9	85
78 Mar 28	vs. LAK	0-3L	35-28-5-9	85
79 Mar 30	vs. COL	1-4L	35-29-5-9	85
80 Mar 31	at VAN	2-3L(OT)	35-29-7-9	86
81 Apr 5	vs. VAN	3-2W	36-29-7-9	88
82 Apr 7	vs. ANA	5-2W	37-29-7-9	90

### 2010-11

DATE	OPP.	RESULT	RECORD	PTS
1 Oct 7	at EDM	0-4L	0-1-0-0	0
2 Oct 10	vs. LAK	3-1W	1-1-0-0	2
3 Oct 14	vs. FLA	0-3L	1-2-0-0	2
4 Oct 16	vs. EDM	5-3W	2-2-0-0	4
5 Oct 19	at NSH	1-0W(OT)	2-2-0-0	4
6 Oct 21	at DET	2-4L	3-3-0-0	6
7 Oct 22	at CBJ	6-2W	4-3-0-0	8
8 Oct 24	vs. SJS	4-2W	5-3-0-0	10
9 Oct 26	vs. EDM	5-4W(SO)	6-3-0-0	12
10 Oct 28	vs. COL	5-6L	6-4-0-0	12
11 Oct 30	vs. WSH	2-7L	6-5-0-0	12
12 Nov 3	vs. DET	1-2L	6-6-0-0	12
13 Nov 5	at MIN	1-2L	6-7-0-0	12
14 Nov 9	at COL	4-2W	7-7-0-0	14
15 Nov 12	at PHX	4-5L	7-8-0-0	14
16 Nov 13	at SJS	3-4L	7-9-0-0	14
17 Nov 17	vs. PHX	1-3L	7-10-0-0	14
18 Nov 19	vs. CHI	7-2W	8-10-0-0	16
19 Nov 21	at DET	4-5L(OT)	8-10-1-0	17
20 Nov 22	at NYR	1-2L	8-11-1-0	17
21 Nov 24	at NJD	1-2L(SO)	8-11-1-1	17
22 Nov 26	at PHX	3-2W(SO)	9-11-1-1	20
23 Nov 27	at PIT	1-4L	9-12-1-1	20
24 Nov 29	vs. MIN	3-0W	10-12-1-1	22
25 Dec 1	vs. VAN	2-7L	10-13-1-1	24
26 Dec 3	at MIN	3-2W(SO)	11-13-1-1	24
27 Dec 5	at CHI	2-4L	11-14-1-1	24
28 Dec 7	vs. TBL	4-2W	12-14-1-1	26
29 Dec 9	at LAK	1-2L	12-15-1-1	26
30 Dec 10	at ANA	2-3L(SO)	12-15-1-2	27
31 Dec 13	vs. CBJ	3-2W(OT)	13-15-1-2	29
32 Dec 16	vs. TOR	5-2W	14-15-1-2	31
33 Dec 18	vs. MIN	1-3L	14-16-1-2	31
34 Dec 20	at MIN	1-4L	14-17-1-2	31
35 Dec 22	at CBJ	1-3L	14-18-1-2	31
36 Dec 23	at DAL	3-2W(SO)	15-18-1-2	33
37 Dec 27	vs. BUF	5-2W	16-18-1-2	35
38 Dec 31	vs. COL	3-2W	17-18-1-2	37
39 Jan 1	at EDM	2-1W	18-18-1-2	39
40 Jan 3	vs. NYI	2-5L	18-19-1-2	39
41 Jan 5	at VAN	1-3L	18-20-1-2	39
42 Jan 7	vs. DET	4-5L(SO)	18-20-1-3	41
43 Jan 11	at CAR	5-6L(SO)	18-21-1-4	40
44 Jan 14	at OTT	3-2W	19-20-1-4	43
45 Jan 15	at TOR	2-1W(SO)	20-20-1-4	45
46 Jan 17	at MTL	4-5L(OT)	20-20-2-4	46
47 Jan 19	vs. MIN	0-6L	20-21-2-4	46
48 Jan 21	at DAL	7-4W	21-21-2-4	50
49 Jan 22	at VAN	4-3W(SO)	22-21-2-4	48
50 Jan 24	vs. NSH	3-1W	23-21-2-4	52
51 Jan 26	vs. STL	4-1W	24-21-2-4	54
52 Feb 1	at NSH	3-2W(SO)	25-21-2-4	56
53 Feb 3	at ATL	4-2W	26-21-2-4	58
54 Feb 5	vs. LAK	3-4L(SO)	26-21-2-5	59
55 Feb 7	vs. CHI	3-1W	27-21-2-5	61
56 Feb 9	vs. OTT	5-2W	28-21-2-5	63
57 Feb 11	vs. ANA	4-5L(OT)	28-21-3-5	64
58 Feb 12	at VAN	2-4L	28-22-3-5	64
59 Feb 14	at COL	9-1W	29-22-3-5	66
60 Feb 16	vs. DAL	4-2W	30-22-3-5	68
61 Feb 20	vs. MTL	4-0W	31-22-3-5	70
62 Feb 22	vs. BOS	1-3L	31-23-3-5	70
63 Feb 25	vs. SJS	3-4L(SO)	31-23-3-6	71
64 Feb 27	at PHX	1-0W	32-23-3-6	73
65 Mar 1	at STL	6-0W	33-23-3-6	75
66 Mar 2	at CHI	4-6L	33-24-3-6	75
67 Mar 4	vs. CBJ	4-3W	34-24-3-6	77
68 Mar 6	vs. NSH	3-2W	35-24-3-6	79
69 Mar 9	at DAL	4-3W(SO)	36-24-3-6	81
70 Mar 10	at PHX	0-3L	36-25-3-6	81
71 Mar 12	vs. VAN	3-4L	36-26-3-6	81
72 Mar 15	vs. PHX	3-4L	36-27-3-6	81
73 Mar 17	vs. COL	5-2W	37-27-3-6	83
74 Mar 20	at ANA	4-5L(OT)	37-27-4-6	84
75 Mar 21	at LAK	1-2L(SO)	37-27-4-7	85
76 Mar 23	at SJS	3-6L	37-28-4-7	85
77 Mar 26	at EDM	5-4W(SO)	38-28-4-7	87
78 Mar 30	vs. ANA	2-4L	38-29-4-7	87
79 Apr 1	at STL	3-2W	39-29-4-7	89
80 Apr 3	at COL	2-1W	40-29-4-7	91
81 Apr 6	vs. EDM	6-1W	41-29-4-7	93
82 Apr 9	vs. VAN	2-3L(OT)	41-29-5-7	94

### 2009-10

DATE	OPP.	RESULT	RECORD	PTS
1 Oct 1	vs. VAN	5-3W	1-0-0-0	2
2 Oct 3	at EDM	4-3W	2-0-0-0	4
3 Oct 6	vs. MTL	4-3W	3-0-0-0	6
4 Oct 8	at EDM	4-3W(SO)	4-0-0-0	8
5 Oct 9	at DAL	2-5L	4-1-0-0	8
6 Oct 12	at CHI	5-6L(OT)	4-1-1-0	9
7 Oct 13	at CBJ	1-2L	4-2-1-0	9
8 Oct 16	vs. VAN	5-3W	5-2-1-0	11
9 Oct 20	vs. CBJ	6-3W	6-2-1-0	13
10 Oct 24	at EDM	5-2W	7-2-1-0	15
11 Oct 28	vs. COL	2-3L	7-3-1-0	15
12 Oct 31	vs. DET	1-3L	7-4-1-0	15
13 Nov 4	at DAL	3-2W(OT)	8-4-1-0	17
14 Nov 5	at STL	2-1W(OT)	9-4-1-0	19
15 Nov 7	vs. NYR	3-1W	10-4-1-0	21
16 Nov 10	at MTL	1-0W	11-4-1-0	23
17 Nov 13	at BUF	1-2L(SO)	11-4-1-1	24
18 Nov 14	at TOR	5-2W	12-4-1-1	26
19 Nov 17	vs. COL	2-3L	12-5-1-1	26
20 Nov 19	vs. CHI	1-7L	12-6-1-1	26
21 Nov 21	at LAK	5-2W	13-6-1-1	28
22 Nov 23	at ANA	2-3W	13-6-1-2	29
23 Nov 25	vs. PHX	2-1W	14-6-1-2	31
24 Nov 27	at DET	3-0W	15-6-1-2	33
25 Nov 28	at CBJ	4-3W(SO)	16-6-1-2	35
26 Nov 30	at NSH	5-0W	17-6-1-2	37
27 Dec 3	at PHX	1-2L	17-7-1-2	37
28 Dec 5	at SJS	2-1W	18-7-1-2	39
29 Dec 7	at LAK	1-2L	18-8-1-2	39
30 Dec 9	vs. ATL	3-1W	19-8-1-2	41
31 Dec 11	vs. MIN	1-1W	20-8-1-2	42
32 Dec 13	at COL	2-3L	19-9-2-2	42
33 Dec 15	at STL	3-4L	19-10-2-2	42
34 Dec 17	vs. LAK	2-1W	20-10-2-2	44
35 Dec 19	vs. NSH	3-5L	20-11-2-2	44
36 Dec 23	vs. STL	1-2L(SO)	20-11-2-3	45
37 Dec 27	vs. VAN	1-5L	20-12-2-3	45
38 Dec 28	at EDM	4-1W	21-12-2-3	47
39 Dec 30	vs. LAK	2-1W	22-12-2-3	49
40 Dec 31	vs. EDM	2-1W	23-12-2-3	51
41 Jan 2	at TOR	3-1W	24-12-2-3	53
42 Jan 5	at NSH	3-1W	25-12-2-3	55
43 Jan 6	at MIN	1-4L	25-13-2-3	55
44 Jan 8	vs. CBJ	2-3L	25-14-2-3	57
45 Jan 9	at VAN	3-2W(SO)	26-14-2-3	55
46 Jan 11	at COL	2-3L(SO)	26-14-2-4	58
47 Jan 13	vs. PIT	1-3L	26-15-2-4	58
48 Jan 15	vs. NSH	0-1L	26-16-2-4	58
49 Jan 17	at ANA	4-5L	26-17-2-4	58
50 Jan 18	at SJS	1-9L	26-18-2-4	58
51 Jan 21	vs. CHI	1-3L	26-19-2-4	58
52 Jan 25	vs. STL	0-2L	26-20-2-4	59
53 Jan 27	at DAL	3-4L(SO)	26-20-2-5	59
54 Jan 28	at PHX	2-3L(SO)	26-20-2-6	60
55 Jan 30	vs. EDM	6-1W	27-20-2-6	62
56 Feb 1	vs. PHX	0-3L	27-21-2-6	62
57 Feb 3	vs. CAR	4-1W	28-21-2-6	64
58 Feb 5	at FLA	2-1W	29-21-2-6	66
59 Feb 6	at TBL	1-2L(OT)	29-21-3-6	67
60 Feb 9	at OTT	2-3L	29-22-3-6	67
61 Feb 11	vs. DAL	1-3L		

## 2008-09

DATE	OPP.	RESULT	RECORD	PTS
1 Oct. 9	at VAN	0-6L	0-1-0-0	0
2 Oct. 11	vs. VAN	4-5(L)OT	0+1-0	1
3 Oct. 14	vs. COL	5-4W	1+1-0	3
4 Oct. 17	vs. EDM	3-4W	1+2-0	3
5 Oct. 18	at EDM	2-3L	1-3-0-1	3
6 Oct. 21	vs. WSH	2-1W	2-3-1-0	5
7 Oct. 23	at NSH	5-3W	3-3-1-0	7
8 Oct. 25	at PHX	4-1W	4-3-1-0	9
9 Oct. 28	vs. COL	3-0W	5-3-1-0	11
10 Oct. 31	vs. BOS	3-2W	6-3-1-0	13
11 Nov. 1	at LAK	3-2W	7-3-1-0	15
12 Nov. 2	at ANA	2-3L	7-4-1-0	15
13 Nov. 4	vs. PHX	2-4L	7-5-1-0	15
14 Nov. 6	vs. NSH	7-6W	8-5-1-0	17
15 Nov. 8	at CBJ	1-3L	8-6-1-0	17
16 Nov. 9	at CHI	1-6L	8-7-1-0	17
17 Nov. 11	vs. TOR	4-3W	9-7-1-0	19
18 Nov. 13	at SJS	1-6L	9-8-1-0	19
19 Nov. 18	vs. COL	4-1W	10-8-1-0	21
20 Nov. 20	at COL	1-0W	11-8-1-0	23
21 Nov. 22	vs. DET	2-5L	11-9-1-0	23
22 Nov. 25	vs. LAK	6-2W	12-9-1-0	25
23 Nov. 27	at VAN	4-3W	13-9-1-0	27
24 Nov. 29	vs. VAN	3-1W	14-9-1-0	29
25 Dec. 2	vs. DAL	1-3L	14-10-1-0	29
26 Dec. 5	at STL	4-3(W)OT	15-10-1-0	31
27 Dec. 7	at NVR	3-0W	16-10-1-0	33
28 Dec. 9	at MTL	1-4L	16-11-1-0	33
29 Dec. 10	at DET	3-4(L)OT	16-11-2-0	34
30 Dec. 12	vs. FLA	2-1W	16-12-1-0	35
31 Dec. 16	at STL	6-3W	17-12-1-1	37
32 Dec. 17	at MIN	3-2(W)OT	18-12-1-1	39
33 Dec. 19	vs. CHI	2-3(L)OT	18-13-1-1	39
34 Dec. 23	vs. ANA	4-3W	19-13-1-1	42
35 Dec. 27	vs. OTT	6-3W	20-13-1-1	44
36 Dec. 29	vs. MIN	2-1W	21-13-1-1	46
37 Dec. 31	vs. EDM	6-4W	21-13-2-1	48
38 Jan. 3	at NSH	3-2W	23-13-2-1	50
39 Jan. 4	at CHI	2-5L	23-13-3-1	50
40 Jan. 6	vs. SJS	5-2W	24-13-3-1	52
41 Jan. 8	vs. NYI	5-2W	25-13-3-1	54
42 Jan. 13	vs. STL	3-1W	26-13-3-1	56
43 Jan. 15	at SJS	3-2W	27-13-3-1	58
44 Jan. 17	vs. PHX	3-4L	27-13-3-1	58
45 Jan. 18	at COL	2-6L	27-14-3-1	58
46 Jan. 21	vs. CBJ	5-4(W)WSO	28-14-3-1	60
47 Jan. 28	vs. BUF	5-2W	29-14-3-1	62
48 Jan. 30	vs. NSH	3-1W	30-14-3-1	64
49 Feb. 2	at COL	3-4L	30-15-3-1	64
50 Feb. 3	at DAL	1-3L	30-16-3-1	64
51 Feb. 5	vs. CHI	1-2L	30-17-3-1	64
52 Feb. 7	vs. ANA	1-2L	30-18-3-1	64
53 Feb. 9	vs. MTL	2-6W	31-18-3-1	66
54 Feb. 11	at ANA	2-3(L)OT	31-18-4-1	67
55 Feb. 12	at LAK	2-0W	32-18-4-1	69
56 Feb. 14	at PHX	7-5W	33-18-4-1	71
57 Feb. 17	vs. VAN	3-4(L)OT	33-18-4-2	72
58 Feb. 19	at MIN	3-2(W)OT	34-18-4-2	74
59 Feb. 21	at EDM	3-2(W)OT	35-18-4-2	76
60 Feb. 24	vs. CBJ	4-1W	36-18-4-2	78
61 Feb. 27	vs. MIN	4-1W	37-18-4-2	80
62 Mar. 1	vs. TBL	6-8L	37-19-4-2	80
63 Mar. 3	at OTT	6-3W	38-19-4-2	82
64 Mar. 5	at PHI	5-1W	39-19-4-2	84
65 Mar. 6	at CAR	1-6L	39-20-4-2	84
66 Mar. 8	at ATL	2-5L	39-21-4-2	84
67 Mar. 10	at NJD	2-3L	39-22-4-2	84
68 Mar. 12	at DET	6-5(W)WSO	40-22-4-2	86
69 Mar. 14	at TOR	6-8L	40-23-4-2	86
70 Mar. 18	vs. DAL	2-1W	41-23-4-2	88
71 Mar. 20	vs. STL	2-3L	41-24-4-2	88
72 Mar. 23	vs. DET	5-3W	42-24-4-2	90
73 Mar. 25	at PIT	0-2L	42-25-4-2	90
74 Mar. 26	at CBJ	0-5L	42-26-4-2	90
75 Mar. 28	vs. MIN	3-2W	43-26-4-2	92
76 Mar. 30	vs. SJS	1-2L	43-27-4-2	92
77 Apr. 2	at DAL	2-1W	44-27-4-2	94
78 Apr. 3	at MIN	0-4L	44-28-4-2	94
79 Apr. 6	vs. LAK	4-1W	45-28-4-2	96
80 Apr. 7	at VAN	1-4L	45-29-4-2	96
81 Apr. 10	at EDM	1-5L	45-30-4-2	96
82 Apr. 11	vs. EDM	4-1W	46-30-4-2	98

## 2007-08

DATE	OPP.	RESULT	RECORD	PTS
1 Oct. 4	vs. PHI	2-3L	0-1-0-0	0
2 Oct. 6	vs. VAN	3-4(L)OT	0+1-0	1
3 Oct. 10	at DET	2-4L	0-2-0-1	1
4 Oct. 12	at DAL	3-2(W)OT	1-2-1-0	3
5 Oct. 13	at NSH	7-4W	2-2-1-0	5
6 Oct. 16	at COL	4-5(L)SO	2-2-1-1	6
7 Oct. 18	vs. LAK	4-3W	3-2-1-1	8
8 Oct. 20	vs. EDM	4-1W	4-2-1-1	10
9 Oct. 22	vs. SJS	1-4L	4-3-1-1	10
10 Oct. 24	vs. MIN	5-3W	5-3-1-1	12
11 Oct. 26	vs. COL	2-3(L)OT	5-3-2-1	13
12 Oct. 30	vs. NSH	5-1W	6-3-2-1	15
13 Nov. 1	vs. DET	1-4L	6-4-2-1	15
14 Nov. 3	at MIN	1-4L	6-5-2-1	15
15 Nov. 5	vs. COL	1-4L	6-6-2-1	15
16 Nov. 8	vs. VAN	2-3L	6-7-2-1	15
17 Nov. 10	vs. EDM	2-4L	6-8-2-1	15
18 Nov. 13	vs. MIN	3-2W	7-8-2-1	17
19 Nov. 17	at EDM	3-1W	8-8-2-1	19
20 Nov. 18	at VAN	1-4L	8-9-2-1	19
21 Nov. 20	vs. COL	4-1W	9-9-2-1	21
22 Nov. 22	vs. CHI	1-2L	9-10-2-1	21
23 Nov. 24	at COL	5-2W	10-10-2-1	23
24 Nov. 25	at STL	0-1L	10-11-2-1	23
25 Nov. 27	at DET	3-5L	10-12-2-1	23
26 Nov. 29	vs. ANA	1-4L	10-13-2-1	23
27 Dec. 1	vs. CBJ	3-4(L)OT	10-13-3-1	24
28 Dec. 4	vs. STL	3-1W	11-13-3-1	26
29 Dec. 6	vs. PIT	2-3(L)SO	11-13-3-2	27
30 Dec. 9	at CHI	3-2W	12-13-3-2	29
31 Dec. 11	at FLA	2-1(W)SO	13-13-3-2	31
32 Dec. 13	at TBL	9-6W	14-13-3-2	33
33 Dec. 14	at CAR	4-3W	15-13-3-2	35
34 Dec. 16	at STL	5-3W	16-13-3-2	37
35 Dec. 18	at CBJ	3-1W	17-13-3-2	39
36 Dec. 21	vs. DAL	2-3(L)OT	17-13-4-2	40
37 Dec. 23	vs. NJD	0-1(L)OT	17-13-5-2	41
38 Dec. 27	at VAN	3-5L	17-14-5-2	41
39 Dec. 29	vs. ANA	5-3W	18-14-5-2	43
40 Dec. 31	vs. VAN	2-1W	19-14-5-2	45
41 Jan. 2	vs. NVR	4-3W	20-14-5-2	47
42 Jan. 3	at SJS	3-2(W)OT	21-14-5-2	49
43 Jan. 5	at LAK	6-4W	22-14-5-2	51
44 Jan. 8	vs. PHX	1-3L	22-15-5-2	51
45 Jan. 11	vs. NYI	4-5(L)SO	22-15-6-2	52
46 Jan. 13	at EDM	1-2L	22-16-5-2	52
47 Jan. 15	at NSH	0-3L	22-17-5-2	52
48 Jan. 16	at MIN	3-2W	23-17-5-2	54
49 Jan. 18	vs. LAK	6-1W	24-17-5-2	56
50 Jan. 20	vs. MIN	2-1W	25-17-5-2	58
51 Jan. 30	vs. SJS	5-4W	26-17-5-2	60
52 Feb. 2	vs. DAL	1-2L	26-18-5-2	60
53 Feb. 4	at EDM	0-5L	26-19-5-2	60
54 Feb. 5	vs. PHX	4-3(W)SO	27-19-5-2	62
55 Feb. 7	vs. CHI	1-3L	27-20-5-2	62
56 Feb. 9	vs. EDM	4-1W	28-20-5-2	64
57 Feb. 12	at SJS	4-3(W)OT	29-20-5-2	66
58 Feb. 15	at LAK	3-6L	29-21-5-2	66
59 Feb. 17	at LAK	2-4L	29-22-5-2	66
60 Feb. 19	at PHX	4-1W	30-22-5-2	68
61 Feb. 20	at DAL	3-2W	31-22-5-2	70
62 Feb. 22	vs. DET	1-0W	32-22-5-2	72
63 Feb. 24	at MIN	2-1W	33-22-5-2	74
64 Feb. 26	vs. COL	2-3(L)OT	33-22-6-2	75
65 Feb. 29	at ANA	1-3L	33-23-6-2	75
66 Mar. 1	at PHX	3-1W	34-23-6-2	77
67 Mar. 4	vs. CBJ	1-0W	35-23-6-2	79
68 Mar. 7	vs. NSH	1-2(L)OT	35-23-7-2	80
69 Mar. 10	vs. STL	7-3W	36-23-7-2	82
70 Mar. 12	at WSH	2-3L	36-24-7-2	82
71 Mar. 13	at ATL	4-6L	36-25-7-2	82
72 Mar. 16	at CHI	4-2W	37-25-7-2	84
73 Mar. 18	at CBJ	0-3L	37-26-7-2	84
74 Mar. 20	vs. COL	2-1W	38-26-7-2	86
75 Mar. 22	vs. MIN	5-4W	39-26-7-2	88
76 Mar. 24	at COL	0-2L	39-27-7-2	88
77 Mar. 25	vs. VAN	3-2W	40-27-7-2	90
78 Mar. 29	vs. EDM	1-2L	40-28-7-2	90
79 Mar. 30	at VAN	2-6L	40-29-7-2	90
80 Apr. 1	at EDM	3-2W	41-29-7-2	92
81 Apr. 3	at MIN	1-3L	41-30-7-2	92
82 Apr. 5	at VAN	7-1W	42-30-7-2	94

## 2006-07

DATE	OPP.	RESULT	RECORD	PTS
1 Oct. 5	at EDM	1-3L	0-1-0-0	0
2 Oct. 7	vs. EDM	2-1W	1+1-0-0	2
3 Oct. 9	vs. SJS	1-4L	1-2-0-0	2
4 Oct. 12	at OTT	1-0W	2-2-0-0	4
5 Oct. 14	at TOR	4-5(L)OT	2-2-1-0	5
6 Oct. 17	at MTL	4-5L	2-3-1-0	5
7 Oct. 19	at BOS	2-3L	2-4-1-0	5
8 Oct. 24	vs. PHX	6-1W	3-4-1-0	7
9 Oct. 28	vs. NSH	2-3L	3-5-1-0	7
10 Oct. 30	vs. WSH	2-4L	3-6-1-0	7
11 Nov. 1	at DET	2-3L	3-7-1-0	7
12 Nov. 3	at CBJ	4-5(L)SO	3-7-1-1	8
13 Nov. 4	at STL	3-2W	4-7-1-1	10
14 Nov. 7	vs. DAL	3-1W	5-7-1-1	12
15 Nov. 10	vs. ANA	3-0W	6-7-1-1	14
16 Nov. 11	at VAN	3-2W	7-7-1-1	16
17 Nov. 14	vs. STL	3-0W	8-7-1-1	18
18 Nov. 17	vs. DET	4-1W	9-7-1-1	20
19 Nov. 21	at EDM	1-2L	9-8-1-1	20
20 Nov. 22	vs. CHI	4-1W	10-8-1-1	22
21 Nov. 25	at LAK	1-3L	10-9-1-1	22
22 Nov. 26	at ANA	3-5L	10-10-1-1	22
23 Nov. 28	vs. COL	5-2W	11-10-1-1	24
24 Dec. 1	vs. CBJ	2-1W	12-10-1-1	26
25 Dec. 5	vs. CAR	3-0W	13-10-1-1	28
26 Dec. 7	at MIN	2-3(L)OT	13-10-2-1	29
27 Dec. 9	vs. VAN	5-3W	14-10-2-1	31
28 Dec. 12	vs. MIN	5-2W	15-10-2-1	33
29 Dec. 14	at VAN	1-3L	15-11-2-1	33
30 Dec. 16	at PHX	6-3W	16-11-2-1	35
31 Dec. 18	at ANA	1-4L	16-12-2-1	35
32 Dec. 19	at LAK	5-3W	17-12-2-1	37
33 Dec. 23	at SJS	1-4L	17-13-2-1	37
34 Dec. 26	at VAN	1-3L	17-14-2-1	37
35 Dec. 27	vs. VAN	5-6(L)OT	17-14-2-2	38
36 Dec. 29	vs. LAK	6-4W	18-14-2-2	40
37 Dec. 31	vs. EDM	4-2W	19-14-2-2	42
38 Jan. 2	vs. VAN	2-3L	19-15-2-2	42
39 Jan. 4	vs. FLA	5-4(W)OT	20-15-2-2	44
40 Jan. 6	vs. DAL	4-2W	21-15-2-2	46
41 Jan. 9	vs. MIN	3-0W	22-15-2-2	48
42 Jan. 11	at COL	7-3W	23-15-2-2	50
43 Jan. 13	at EDM	3-1W	24-15-2-2	52
44 Jan. 15	at NSH	3-5L	24-16-2-2	52
45 Jan. 17	at DAL	2-4L	24-17-2-2	52
46 Jan. 19	vs. ANA	3-2W	25-17-2-2	54
47 Jan. 20	at EDM	4-0W	26-17-2-2	56
48 Jan. 26	at MIN	1-2(L)SO	26-17-2-3	57
49 Jan. 28	at CHI	3-4(L)OT	26-17-3-3	58
50 Jan. 30	vs. LAK	4-1W	27-17-3-3	60
51 Feb. 2	vs. CBJ	6-2W	28-17-3-3	62
52 Feb. 3	vs. VAN	4-3W	29-17-3-3	64
53 Feb. 6	vs. CHI	2-3(L)OT	29-17-3-4	65
54 Feb. 8	at CBJ	1-2L	29-18-3-4	65
55 Feb. 10	at BUF	2-3(L)SO	29-18-3-5	66
56 Feb. 11	at DET	4-7L	29-19-3-5	66
57 Feb. 13	vs. ATL	4-1W	30-19-3-5	68
58 Feb. 15	at COL			

## 2005-06

DATE	OPP.	RESULT	RECORD	PTS
1 Oct. 5	at MIN	3-6L	0-1-0-0	0
2 Oct. 7	at CBJ	3-1W	1-1-0-0	2
3 Oct. 9	at DET	3-6L	1-2-0-0	2
4 Oct. 10	at COL	3-7L	1-3-0-0	2
5 Oct. 13	vs. DAL	2-3(L)OT	1-3-1-0	3
6 Oct. 15	vs. EDM	3-0W	2-3-1-0	5
7 Oct. 17	vs. PHX	0-2L	2-4-1-0	5
8 Oct. 20	vs. EDM	3-1W	3-4-1-0	7
9 Oct. 22	at DAL	1-2L	3-5-1-0	7
10 Oct. 23	at LAK	3-2W	4-5-1-0	9
11 Oct. 26	at ANA	1-4L	4-6-1-0	9
12 Oct. 27	at PHX	2-3L	4-7-1-0	9
13 Oct. 29	at SJS	2-3(L)SO	4-7-1-1	10
14 Nov. 1	vs. MIN	3-0W	5-7-1-1	12
15 Nov. 3	vs. CBJ	2-1W	6-7-1-1	14
16 Nov. 5	vs. VAN	1-0W	7-7-1-1	16
17 Nov. 7	vs. VAN	4-3W	8-7-1-1	18
18 Nov. 10	at PHX	4-3W	9-7-1-1	20
19 Nov. 12	vs. COL	5-3W	10-7-1-1	22
20 Nov. 14	vs. MIN	3-2W	11-7-1-1	24
21 Nov. 16	vs. DET	3-1W	12-7-1-1	26
22 Nov. 18	vs. CHI	2-5L	12-8-1-1	28
23 Nov. 21	at COL	3-2(W)SO	13-8-1-1	30
24 Nov. 23	vs. SJS	3-2W	14-8-1-1	32
25 Nov. 25	vs. EDM	1-2(L)SO	14-9-1-2	31
26 Nov. 29	at NSH	0-2L	14-9-2-2	31
27 Dec. 1	at DET	3-2W	15-9-2-2	33
28 Dec. 3	at PIT	3-2W	16-9-2-2	35
29 Dec. 6	at PHI	0-1(L)SO	16-9-3-3	36
30 Dec. 7	at NJD	4-1W	17-9-3-3	38
31 Dec. 10	vs. OTT	2-1(W)OT	18-9-3-3	40
32 Dec. 17	vs. BOS	3-0W	19-9-3-3	42
33 Dec. 19	at EDM	4-5L	19-10-3-3	42
34 Dec. 21	vs. LAK	2-5L	19-11-3-3	42
35 Dec. 23	at VAN	6-5(W)SO	20-11-3-3	44
36 Dec. 26	at VAN	2-1W	21-11-3-3	46
37 Dec. 27	vs. NSH	3-4L	21-12-3-3	46
38 Dec. 29	vs. MIN	4-2W	22-12-3-3	48
39 Dec. 31	vs. EDM	6-5W	23-12-3-3	50
40 Jan. 2	vs. CHI	3-2W	24-12-3-3	52
41 Jan. 6	vs. TOR	1-0W	25-12-3-3	54
42 Jan. 7	at VAN	3-4(L)OT	25-12-3-3	55
43 Jan. 10	at NVR	2-4L	25-13-3-3	55
44 Jan. 12	at NYI	2-3L	25-14-3-3	55
45 Jan. 14	at MIN	4-1W	26-14-3-3	57
46 Jan. 19	vs. MTL	3-2W	27-14-3-3	59
47 Jan. 21	vs. BUF	4-1W	28-14-3-3	61
48 Jan. 23	at EDM	3-1W	29-14-3-3	63
49 Jan. 24	at COL	4-7L	29-15-3-3	63
50 Jan. 26	at CHI	0-2L	29-16-3-3	63
51 Jan. 29	at CHI	5-3W	30-16-3-3	65
52 Jan. 30	at STL	2-3(L)SO	30-16-4-3	66
53 Feb. 1	vs. CBJ	1-2(L)SO	30-16-5-3	67
54 Feb. 3	vs. VAN	1-3L	30-17-5-3	67
55 Feb. 6	at SJS	4-3W	31-17-5-3	69
56 Feb. 8	vs. ANA	3-1W	32-17-5-3	71
57 Feb. 8	vs. STL	3-2(W)OT	33-17-5-3	73
58 Feb. 13	vs. VAN	1-2L	33-18-5-3	73
59 Mar. 2	vs. STL	3-1W	34-18-5-3	75
60 Mar. 4	vs. SJS	2-0W	35-18-5-3	77
61 Mar. 5	vs. NSH	2-3L	35-19-5-3	77
62 Mar. 9	vs. DAL	1-0W	36-19-5-3	79
63 Mar. 12	at COL	0-3L	36-20-5-3	79
64 Mar. 13	vs. COL	4-3W	37-20-5-3	81
65 Mar. 16	at EDM	2-3(L)OT	37-20-6-3	82
66 Mar. 18	at NSH	4-9L	37-21-6-3	82
67 Mar. 19	at MIN	3-2W	38-21-6-3	84
68 Mar. 21	at MIN	1-3L	38-22-6-3	84
69 Mar. 23	at STL	7-2W	39-22-6-3	86
70 Mar. 24	at CBJ	2-3L	39-23-6-3	86
71 Mar. 26	at DAL	2-3L	39-24-6-3	86
72 Mar. 29	vs. LAK	2-1W	40-24-6-3	88
73 Mar. 31	vs. COL	3-2W	41-24-6-3	90
74 Apr. 1	at EDM	4-1W	42-24-6-3	92
75 Apr. 3	vs. DET	1-2(L)SO	42-24-7-3	93
76 Apr. 5	vs. PHX	5-2W	43-24-6-3	95
77 Apr. 7	vs. MIN	2-1W	44-24-6-3	97
78 Apr. 9	at VAN	2-2(L)SO	44-24-6-3	98
79 Apr. 11	vs. ANA	3-0W	45-24-6-3	100
80 Apr. 13	vs. COL	2-0W	46-24-6-3	102
81 Apr. 15	at LAK	1-2(L)SO	46-24-7-3	103
82 Apr. 17	at ANA	3-4L	46-25-7-3	103

## 2003-04

DATE	OPP.	RESULT	RECORD	PTS
1 Oct. 9	at VAN	1-4L	0-1-0-0	0
2 Oct. 11	vs. SJS	3-2W	1-1-0-0	2
3 Oct. 14	vs. EDM	1-0W	2-1-0-0	4
4 Oct. 18	vs. BUF	0-2L	2-2-0-0	4
5 Oct. 21	at MIN	3-2W	3-2-0-0	6
6 Oct. 24	vs. STL	1-2L	3-3-0-0	6
7 Oct. 25	at EDM	4-2W	4-3-0-0	8
8 Oct. 28	at COL	2-4L	4-4-0-0	8
9 Oct. 29	at DAL	3-4(L)OT	4-4-0-1	9
10 Nov. 1	vs. CBJ	3-0W	5-4-0-1	11
11 Nov. 4	vs. DET	0-3L	5-5-0-1	11
12 Nov. 7	vs. MIN	0-3L	5-6-0-1	11
13 Nov. 9	at CBJ	3-4L	5-7-0-1	11
14 Nov. 12	at CHI	6-2W	6-7-0-1	13
15 Nov. 13	at NSH	1-4L	6-8-0-1	13
16 Nov. 15	at EDM	1-2(L)OT	6-8-0-2	14
17 Nov. 18	vs. TOR	3-2(W)OT	7-8-0-2	16
18 Nov. 20	vs. MTL	2-1W	8-8-0-2	18
19 Nov. 22	vs. CHI	2-1W	9-8-0-2	20
20 Nov. 27	vs. COL	5-6(L)OT	9-8-0-3	21
21 Nov. 29	vs. VAN	4-4T	9-8-1-3	22
22 Dec. 2	vs. SJS	3-1W	10-8-1-3	24
23 Dec. 4	at VAN	4-1W	11-8-1-3	26
24 Dec. 5	vs. MIN	2-1W	12-8-1-3	28
25 Dec. 7	vs. PIT	6-1W	13-8-1-3	30
26 Dec. 9	at MIN	1-2L	13-9-1-3	30
27 Dec. 11	vs. CAR	1-0W	14-9-1-3	32
28 Dec. 13	vs. COL	1-1T	14-9-2-3	33
29 Dec. 16	at PHI	3-2(W)OT	15-9-2-3	35
30 Dec. 18	at BOS	5-0W	16-9-2-3	37
31 Dec. 19	at CBJ	2-1W	17-9-2-3	39
32 Dec. 23	vs. EDM	2-2W	18-9-2-3	41
33 Dec. 26	vs. VAN	0-1L	18-10-2-3	41
34 Dec. 28	at EDM	2-2W	19-10-2-3	43
35 Dec. 29	vs. MIN	2-1W	20-10-2-3	44
36 Dec. 31	at COL	1-2L	19-11-3-3	44
37 Jan. 3	vs. VAN	1-3L	19-12-3-3	44
38 Jan. 5	at NYR	5-0W	20-12-3-3	46
39 Jan. 6	at NYI	3-2W	21-12-3-3	48
40 Jan. 8	at CHI	1-3L	21-13-3-3	48
41 Jan. 10	vs. FLA	4-2W	22-13-3-3	50
42 Jan. 13	at TOR	1-4L	22-14-3-3	50
43 Jan. 14	at WSH	3-3T	22-14-4-3	51
44 Jan. 17	vs. DAL	2-3L	22-15-4-3	51
45 Jan. 19	at ANA	5-1W	23-15-4-3	53
46 Jan. 20	at LAK	1-4L	23-16-4-3	53
47 Jan. 22	vs. NSH	4-0W	24-16-4-3	55
48 Jan. 24	vs. TBL	2-6L	24-17-4-3	55
49 Jan. 27	at PHX	2-1W	25-17-4-3	57
50 Jan. 28	at SJS	1-4L	25-18-4-3	57
51 Jan. 30	vs. CHI	3-5L	25-19-4-3	57
52 Feb. 1	vs. ANA	6-4W	26-19-4-3	59
53 Feb. 3	vs. LAK	4-4T	26-19-5-3	60
54 Feb. 5	vs. STL	1-2L	26-20-5-3	60
55 Feb. 10	vs. ATL	5-2W	27-20-5-3	62
56 Feb. 11	at VAN	3-2W	28-20-5-3	64
57 Feb. 13	vs. ANA	2-1W	29-20-5-3	66
58 Feb. 15	at MIN	2-1W	30-20-5-3	68
59 Feb. 19	at MTL	1-4L	30-21-5-3	68
60 Feb. 21	at OTT	1-2L	30-22-5-3	68
61 Feb. 22	at NJD	1-3L	30-23-5-3	68
62 Feb. 24	at COL	2-0W	31-23-5-3	70
63 Feb. 26	vs. DET	1-2L	31-24-5-3	70
64 Feb. 29	vs. PHX	4-2W	32-24-5-3	72
65 Mar. 2	at STL	4-2W	33-24-5-3	74
66 Mar. 3	at DET	1-2L	33-25-5-3	74
67 Mar. 5	at DAL	1-5L	33-26-5-3	74
68 Mar. 7	at COL	7-1W	34-26-5-3	76
69 Mar. 9	vs. EDM	1-1T	34-26-6-3	77
70 Mar. 11	vs. OTT	4-2W	35-26-6-3	79
71 Mar. 13	at NSH	4-4T	35-26-7-3	80
72 Mar. 14	at STL	3-0W	36-26-7-3	82
73 Mar. 16	at DET	4-1W	37-26-7-3	84
74 Mar. 18	vs. CBJ	2-0W	38-26-7-3	86
75 Mar. 20	vs. NSH	1-3L	38-27-7-3	86
76 Mar. 22	vs. DAL	0-4L	38-28-7-3	86
77 Mar. 24	at PHX	4-0W	39-28-7-3	88
78 Mar. 25	at SJS	2-3L	39-29-7-3	88
79 Mar. 27	vs. LAK	3-2(W)OT	40-29-7-3	90
80 Mar. 31	vs. PHX	1-0W	41-29-7-3	92
81 Apr. 2	at LAK	3-2W	42-29-7-3	94
82 Apr. 4	at ANA	1-2L	42-30-7-3	94

## 2002-03

DATE	OPP.	RESULT	RECORD	PTS
1 Oct. 10	vs. VAN	0-3L	0-1-0-0	0
2 Oct. 12	vs. PHI	4-5L	0-2-0-0	0
3 Oct. 14	at VAN	3-2W	1-2-0-0	2
4 Oct. 17	vs. BOS	3-3T	1-2-1-0	3
5 Oct. 19	at CHI	5-2W	2-2-1-0	5
6 Oct. 21	at DET	0-4L	2-3-1-0	5
7 Oct. 22	at MIN	3-4(L)OT	2-3-1-1	6
8 Oct. 24	vs. DAL	3-3T	2-3-2-1	7
9 Oct. 26	vs. STL	3-4(L)OT	2-3-2-2	8
10 Oct. 31	vs. BUF	3-0W	3-3-2-2	10
11 Nov. 2	vs. COL	4-4T	3-3-3-2	11
12 Nov. 4	at NYI	4-2W	4-3-3-2	13
13 Nov. 5	at NJD	3-2W	5-3-3-2	15
14 Nov. 7	at NYR	0-1(L)OT	5-3-3-3	15
15 Nov. 8	at FLA	0-3L	5-4-3-3	16
16 Nov. 11	at ATL	1-2L	5-5-3-3	16
17 Nov. 14	vs. NYR	1-2L	5-6-3-3	16
18 Nov. 16	vs. STL	0-1L	5-7-3-3	16
19 Nov. 19	vs. DET	0-5L	5-8-3-3	16
20 Nov. 21	vs. EDM	1-3L	5-9-3-3	16
21 Nov. 23	vs. CHI	3-1W	6-9-3-3	18
22 Nov. 26	at BOS	2-7L	6-10-3-3	18
23 Nov. 27	at WSH	2-4L	6-11-3-3	18
24 Nov. 29	at STL	2-7L	6-12-3-3	18
25 Dec. 1	at DET	2-4L	6-13-3-3	18
26 Dec. 03	at COL	2-4L	7-13-3-3	20
27 Dec. 05	vs. MIN	1-1T	7-13-4-3	21
28 Dec. 09	at VAN	2-1W	8-13-4-3	23
29 Dec. 12	vs. CAR	3-4L	8-14-4-3	23
30 Dec. 14	at COL	1-3L	8-15-4-3	23
31 Dec. 15	at VAN	3-3T	8-15-5-3	24
32 Dec. 17	at NSH	3-0W	9-15-5-3	26
33 Dec. 19	at CBJ	0-3L	9-16-5-3	26
34 Dec. 21	at PIT	0-2L	9-17-5-3	26
35 Dec. 23	at MIN	3-2W	10-17-5-3	28
36 Dec. 27	vs. TOR	3-4L	10-18-5-3	28
37 Dec. 29	vs. ANA	4-2W	11-18-5-3	30
38 Dec. 31	vs. MTL	1-1T	11-18-6-3	31
39 Jan. 02	vs. TBL	4-1W	12-18-6-3	33
40 Jan. 04	vs. MIN	3-2W	13-18-6-3	35
41 Jan. 07	at COL	4-2W	14-18-6-3	37
42 Jan. 09	vs. OTT	0-1L	14-19-6-3	37
43 Jan. 11	vs. CBJ	2-7L	14-20-6-3	37
44 Jan. 13	at MTL	2-4L	14-21-6-3	37
45 Jan. 14	at TOR	2-3L	14-22-6-3	37
46 Jan. 16	vs. NSH	2-2T	15-22-6-3	38
47 Jan. 18	vs. LAK	2-1(W)OT	15-22-7-3	40
48 Jan. 20	vs. EDM	4-3W	16-22-7-3	42
49 Jan. 23	vs. PHX	1-7L	16-23-7-3	42
50 Jan. 25	vs. DET	4-1W	17-23-7-3	44
51 Jan. 28	at PHX	3-4L	17-24-7-3	44
52 Jan. 29	at DAL	1-4L	17-25-7-3	44
53 Feb. 04	vs. ANA	2-3L	17-26-7-3	44
54 Feb. 06	vs. CHI	2-2T	17-26-8-3	45
55 Feb. 07	at EDM	4-3W	18-26-8-3	47
56 Feb. 09	at COL	2-4L	18-27-8-3	47
57 Feb. 12	at ANA	3-4(L)OT	18-27-8-4	48
58 Feb. 13	at LAK	2-4L	18-28-8-4	48



## 2001-02

DATE	OPP.	RESULT	RECORD	PTS
1 Oct. 3	vs. EDM	1-0 W	1-0-0-0	2
2 Oct. 6	vs. CHI	4-0 W	2-0-0-0	4
3 Oct. 8	vs. PHX	1-2 (LOT)	2-0-0-1	5
4 Oct. 10	at DET	4-2 W	3-0-0-1	7
5 Oct. 11	at NSH	0-1 L	3-0-1-1	7
6 Oct. 13	at DAL	4-3 W(OT)	4-1-0-1	9
7 Oct. 18	vs. FLA	3-1 W	5-1-0-1	11
8 Oct. 20	vs. TOR	4-1 W	6-1-0-1	13
9 Oct. 22	at STL	3-2 W	7-1-0-1	15
10 Oct. 23	at CHI	3-6 L	7-2-0-1	15
11 Oct. 25	vs. NSH	4-5 (LOT)	7-2-0-2	16
12 Oct. 27	vs. MIN	4-2 W	8-2-0-2	18
13 Nov. 1	vs. CBJ	2-1 W	9-2-0-2	20
14 Nov. 3	vs. MTL	6-2 W	10-2-0-2	22
15 Nov. 7	at ANA	3-3 T	10-2-1-2	23
16 Nov. 8	at LAK	3-2 W	11-2-1-2	25
17 Nov. 10	vs. COL	2-0 W	12-2-1-2	27
18 Nov. 15	vs. CHI	2-2 T	12-2-2-2	28
19 Nov. 17	vs. STL	2-0 W	13-2-2-2	30
20 Nov. 20	vs. LAK	5-5 T	13-2-3-2	31
21 Nov. 22	at OTT	4-4 T	13-2-4-2	32
22 Nov. 23	at BUF	2-5 L	13-3-4-2	32
23 Nov. 25	at CBJ	3-4 L	13-4-4-2	32
24 Nov. 27	at DET	2-4 L	13-5-4-2	32
25 Nov. 29	vs. DAL	0-3 L	13-6-4-2	32
26 Dec. 01	vs. COL	2-2 T	13-6-5-2	33
27 Dec. 03	at LAK	2-0 W	14-6-5-2	35
28 Dec. 04	at SJS	2-2 T	14-6-6-2	36
29 Dec. 06	vs. SJS	1-3 L	14-7-6-2	36
30 Dec. 08	vs. ANA	0-4 L	14-8-6-2	36
31 Dec. 10	vs. DET	2-0 W	15-8-6-2	38
32 Dec. 12	vs. TBL	1-3 L	15-9-6-2	38
33 Dec. 14	at DAL	4-3 W	16-9-6-2	40
34 Dec. 15	at STL	0-4 L	16-10-6-2	40
35 Dec. 19	vs. PHX	3-6 L	16-11-6-2	40
36 Dec. 21	at COL	2-2 T	16-11-7-2	41
37 Dec. 26	at EDM	2-3 L	16-12-7-2	41
38 Dec. 27	at VAN	4-3 W	17-13-7-2	43
39 Dec. 29	vs. MIN	2-4 L	17-13-7-2	43
40 Dec. 31	vs. EDM	2-2 T	17-13-8-2	44
41 Jan. 03	vs. BUF	3-1 W	18-13-8-2	46
42 Jan. 05	vs. MTL	2-4 L	18-14-8-2	46
43 Jan. 08	at NYI	5-2 W	19-14-8-2	48
44 Jan. 09	at NJD	1-1 L	19-15-8-2	48
45 Jan. 11	at ATL	0-1 L	19-16-8-2	48
46 Jan. 15	vs. NYI	1-3 L	19-17-8-2	48
47 Jan. 17	vs. PIT	4-6 L	19-18-8-2	48
48 Jan. 19	vs. ANA	2-1 W	20-18-8-2	50
49 Jan. 22	vs. TOR	1-6 L	20-19-8-2	50
50 Jan. 24	vs. COL	0-2 L	20-20-8-2	50
51 Jan. 26	vs. VAN	0-2 L	20-21-8-2	50
52 Jan. 28	at MIN	3-2 W(OT)	21-21-8-2	52
53 Jan. 30	vs. DET	4-3 W	22-21-8-2	54
54 Feb. 06	at SJS	0-2 L	22-22-8-2	54
55 Feb. 08	vs. VAN	1-4 L	22-23-8-2	54
56 Feb. 09	at VAN	4-3 W	23-23-8-2	56
57 Feb. 12	at PHX	3-4 (LOT)	23-24-8-3	57
58 Feb. 13	at ANA	2-3 L	23-24-8-3	57
59 Feb. 26	at COL	2-2 T	23-24-9-3	60
60 Feb. 28	vs. STL	3-2 W	24-24-9-3	60
61 Mar. 02	vs. NSH	5-2 W	25-24-9-3	62
62 Mar. 04	at NYR	5-3 W	26-24-9-3	64
63 Mar. 06	at WSH	2-3 L	26-25-9-3	64
64 Mar. 07	at PHI	4-2 W	27-25-9-3	66
65 Mar. 09	at BOS	3-3 L	27-26-9-3	66
66 Mar. 11	at CAR	3-3 T	27-26-10-3	67
67 Mar. 13	at FLA	3-3 T	27-26-11-3	68
68 Mar. 14	at TBL	2-3 L	27-27-11-3	68
69 Mar. 16	at CBJ	1-3 L	27-28-11-3	68
70 Mar. 18	at MIN	2-4 L	27-29-11-3	68
71 Mar. 21	vs. SJS	1-4 L	27-30-11-3	68
72 Mar. 23	at EDM	1-3 L	27-31-11-3	68
73 Mar. 25	vs. CBJ	6-1 W	28-31-11-3	70
74 Mar. 28	vs. DAL	2-2 T	28-31-12-3	71
75 Mar. 30	vs. SJS	5-3 W	29-31-12-3	73
76 Apr. 02	vs. ATL	4-2 W	30-31-12-3	75
77 Apr. 04	vs. MIN	4-3 W	31-31-12-3	77
78 Apr. 06	at NSH	1-3 L	31-32-12-3	77
79 Apr. 07	at CHI	2-3 L	31-33-12-3	77
80 Apr. 09	vs. PHX	2-4 L	31-34-12-3	77
81 Apr. 12	at EDM	2-0 W	32-34-12-3	79
82 Apr. 13	vs. VAN	1-4 L	32-35-12-3	79

## 2000-01

DATE	OPP.	RESULT	RECORD	PTS
1 Oct. 5	vs. DET	3-4 L	0-1-0-0	0
2 Oct. 10	vs. COL	1-3 L	0-2-0-0	0
3 Oct. 12	vs. CBJ	2-3 L	0-3-0-0	0
4 Oct. 14	at NYI	2-0 W	1-3-0-0	2
5 Oct. 15	at DET	4-2 W	2-3-0-0	4
6 Oct. 18	at VAN	1-4 L	2-4-0-0	4
7 Oct. 20	vs. BOS	3-2 W	3-4-0-0	6
8 Oct. 21	vs. TOR	1-2 L	3-5-0-0	6
9 Oct. 24	vs. PHX	2-2 T	3-5-1-0	7
10 Oct. 26	at STL	3-4 L	3-6-1-0	7
11 Oct. 27	at MIN	1-3 L	3-7-1-0	7
12 Oct. 29	vs. ANA	3-6 L	3-8-1-0	7
13 Nov. 1	at EDM	2-3 L	3-9-1-0	7
14 Nov. 4	vs. PIT	1-1 T	3-9-2-0	8
15 Nov. 5	vs. MIN	2-3 (LOT)	3-9-2-1	9
16 Nov. 8	at MIN	1-0 W	4-9-2-1	11
17 Nov. 10	at FLA	3-3 T	4-9-3-1	12
18 Nov. 11	at TBL	4-3 W	5-9-3-1	14
19 Nov. 13	at BUF	2-3 (LOT)	5-9-3-2	15
20 Nov. 16	vs. CHI	2-5 L	5-10-3-2	15
21 Nov. 18	vs. NYR	4-5 (LOT)	5-10-3-3	16
22 Nov. 19	at EDM	0-2 L	5-11-3-3	16
23 Nov. 22	at MIN	1-1 T	5-11-4-3	17
24 Nov. 24	vs. ANA	2-2 T	5-11-5-3	18
25 Nov. 25	at COL	2-1 (LOT)	5-11-5-4	19
26 Nov. 28	at NSH	1-6 L	5-12-5-4	19
27 Nov. 29	at DAL	4-3 W	6-12-5-4	21
28 Dec. 2	vs. MTL	1-1 T	6-12-6-4	22
29 Dec. 4	vs. SJS	0-8 L	6-13-6-4	22
30 Dec. 7	vs. NSH	3-0 W	7-13-6-4	24
31 Dec. 9	vs. CAR	7-2 W	8-13-6-4	26
32 Dec. 13	at MTL	3-1 W	9-13-6-4	28
33 Dec. 14	at OTT	2-4 L	9-14-6-4	28
34 Dec. 16	at TOR	6-5 W(OT)	10-14-6-4	30
35 Dec. 19	at COL	3-0 W	11-14-6-4	32
36 Dec. 20	at PHX	2-4 L	11-15-6-4	32
37 Dec. 22	vs. EDM	1-1 T	11-15-7-4	33
38 Dec. 29	vs. VAN	5-0 W	12-15-7-4	35
39 Dec. 31	vs. MTL	5-4 W(OT)	13-15-7-4	37
40 Jan. 3	at SJS	1-0 W	14-15-7-4	39
41 Jan. 5	at ANA	4-4 T	14-15-8-4	40
42 Jan. 6	at LAK	0-5 L	14-16-8-4	40
43 Jan. 11	vs. NSH	2-1 W	15-16-8-4	42
44 Jan. 13	vs. OTT	2-5 L	15-17-8-4	42
45 Jan. 14	at VAN	1-5 L	15-18-8-4	42
46 Jan. 17	at SJS	4-4 T	15-18-9-4	43
47 Jan. 21	vs. DET	4-2 W	16-18-9-4	45
48 Jan. 23	vs. PHX	2-4 L	16-19-9-4	45
49 Jan. 25	at LAK	3-0 W	17-19-9-4	47
50 Jan. 27	vs. VAN	3-5 L	17-20-9-4	47
51 Jan. 30	vs. EDM	3-5 L	17-21-9-4	47
52 Feb. 1	vs. CHI	5-3 W	18-21-9-4	49
53 Feb. 6	vs. SJS	1-1 T	18-21-10-4	50
54 Feb. 9	at COL	5-3 W	19-21-10-4	52
55 Feb. 10	at VAN	4-1 W	20-21-10-4	54
56 Feb. 13	vs. WSH	4-4 T	20-21-11-4	55
57 Feb. 15	at STL	1-4 L	20-22-11-4	55
58 Feb. 18	at PHX	4-1 W	21-22-11-4	57
59 Feb. 19	at ANA	2-6 L	21-23-11-4	57
60 Feb. 22	vs. LAK	0-2 L	21-24-11-4	57
61 Feb. 24	vs. EDM	1-3 L	21-25-11-4	57
62 Feb. 26	vs. DAL	3-2 W	22-25-11-4	59
63 Mar. 1	vs. MIN	1-1 T	22-25-12-4	60
64 Mar. 3	vs. STL	3-2 W(OT)	23-25-12-4	62
65 Mar. 6	vs. TOR	1-3 L	23-26-12-4	62
66 Mar. 8	at PHI	2-5 L	23-27-12-4	62
67 Mar. 10	at PIT	3-6 L	23-28-12-4	62
68 Mar. 11	at ATL	3-3 T	23-28-13-4	63
69 Mar. 14	at CBJ	0-2 L	23-29-13-4	63
70 Mar. 15	at DET	2-5 L	23-30-13-4	63
71 Mar. 17	vs. STL	2-2 T	23-30-14-4	64
72 Mar. 19	vs. NJD	2-4 L	23-31-14-4	64
73 Mar. 22	vs. PHI	3-1 W	24-31-14-4	66
74 Mar. 24	at CBJ	4-6 L	24-32-14-4	66
75 Mar. 25	at CHI	3-1 W	25-32-14-4	68
76 Mar. 27	vs. CBJ	3-0 W	26-32-14-4	70
77 Mar. 29	vs. COL	0-1 L	26-33-14-4	70
78 Mar. 31	vs. DAL	0-2 L	26-34-14-4	70
79 Apr. 2	at DAL	4-4 T	26-34-15-4	71
80 Apr. 4	at CHI	5-2 W	27-34-15-4	73
81 Apr. 5	at NSH	0-4 L	27-35-15-4	73
82 Apr. 7	vs. LAK	2-3 L	27-36-15-4	73

## 1999-00

DATE	OPP.	RESULT	RECORD	PTS
1 Oct. 2	at SJS	3-5 L	0-1-0-0	0
2 Oct. 6	vs. STL	1-4 L	0-2-0-0	0
3 Oct. 8	vs. MTL	1-4 L	0-3-0-0	0
4 Oct. 11	vs. CAR	3-3 T	0-3-1-0	1
5 Oct. 13	at VAN	4-3 W(OT)	1-3-1-0	3
6 Oct. 15	vs. LAK	1-4 L	1-4-1-0	3
7 Oct. 16	vs. VAN	4-4 T	1-4-2-0	4
8 Oct. 19	at STL	1-7 L	1-5-2-0	4
9 Oct. 22	at FLA	3-2 W(OT)	2-5-2-0	6
10 Oct. 23	at TBL	1-2 L	2-6-2-0	6
11 Oct. 26	at ATL	1-2 L	2-7-2-0	6
12 Oct. 28	at OTT	4-3 W(OT)	3-7-2-0	8
13 Oct. 30	at TOR	1-2 L	3-8-2-0	8
14 Nov. 3	vs. NSH	5-4 W(OT)	4-8-2-0	10
15 Nov. 6	vs. FLA	3-6 L	4-9-2-0	10
16 Nov. 10	vs. SJS	4-3 W(OT)	5-9-2-0	12
17 Nov. 13	vs. COL	2-5 L	5-10-2-0	12
18 Nov. 16	at PHX	1-2 L	5-11-2-0	12
19 Nov. 17	at ANA	1-2 L	5-12-2-0	12
20 Nov. 19	vs. DET	3-1 W	6-12-2-0	14
21 Nov. 23	vs. NYI	3-2 W	7-12-2-0	16
22 Nov. 25	vs. CHI	2-1 W(OT)	8-12-2-0	18
23 Nov. 27	at COL	1-7 L	8-13-2-0	18
24 Nov. 30	at CAR	3-4 L	8-14-2-0	18
25 Dec. 2	at NYI	5-0 W	9-14-2-0	20
26 Dec. 4	at NJD	4-2 W	10-14-2-0	22
27 Dec. 6	at NYR	2-3 (LOT)	10-14-3-1	23
28 Dec. 7	at MTL	3-3 T	10-14-3-1	24
29 Dec. 10	vs. LAK	3-2 W	11-14-3-1	26
30 Dec. 12	at CHI	2-1 W	12-14-3-1	28
31 Dec. 14	at STL	1-1 T	12-14-4-1	29
32 Dec. 15	at DAL	1-5 L	12-15-4-1	29
33 Dec. 18	vs. OTT	2-1 W	13-15-4-1	31
34 Dec. 21	vs. DAL	0-0 T	13-15-5-1	32
35 Dec. 23	vs. EDM	2-1 W	14-15-5-1	34
36 Dec. 26	at VAN	2-0 W	15-15-5-1	36
37 Dec. 27	at PHI	1-5 L	15-16-5-1	36
38 Dec. 29	vs. ANA	3-1 W	16-16-5-1	38
39 Jan. 2	vs. VAN	4-2 W	17-16-5-1	40
40 Jan. 5	at COL	0-4 L	17-17-5-1	40
41 Jan. 6	at CHI	2-5 L	17-18-5-1	40
42 Jan. 8	vs. TBL	3-2 W	18-18-5-1	42
43 Jan. 12	vs. DAL	2-1 W	19-18-5-1	44
44 Jan. 15	vs. TOR	4-0 W	20-18-5-1	46
45 Jan. 18	vs. DET	6-1 W	21-18-5-1	48
46 Jan. 19	at EDM	0-7 L	21-19-5-1	48
47 Jan. 21	vs. NSH	5-4 W	22-19-5-1	50
48 Jan. 24	at BOS	4-3 W	23-19-5-1	52
49 Jan. 26	at WSH	1-2 L	23-20-5-1	52
50 Jan. 28	at DET	1-4 L	23-21-5-1	52
51 Jan. 29	at NSH	1-3 L	23-22-5-1	52
52 Feb. 1	vs. STL	4-5 (LOT)	23-22-5-2	53
53 Feb. 3	vs. CHI	5-5 T	23-22-6-2	54
54 Feb. 9	at VAN	3-4 (LOT)	23-22-6-3	55
55 Feb. 10	at COL	2-3 L	23-23-6-3	55
56 Feb. 12	at PHX	3-4 L	23-24-6-3	55
57 Feb. 14	at LAK	3-4 (LOT)	23-24-6-4	56
58 Feb. 16	at ANA</			

# 1998-99

DATE	OPP.	RESULT	RECORD	PTS
1 Oct. 9	vs. SJS	3-3T	0-0-1	3
2 Oct. 10	at SJS	5-3W	1-0-1	3
3 Oct. 16	vs. TOR	3-7L	1-1-1	3
4 Oct. 18	at DET	0-2L	1-2-1	3
5 Oct. 20	at DAL	1-3L	1-3-1	3
6 Oct. 23	at NSH	4-3W	2-3-1	5
7 Oct. 24	at STL	3-4L	2-4-1	5
8 Oct. 28	vs. PIT	2-5L	2-5-1	5
9 Oct. 30	vs. WSH	0-0T	2-5-2	6
10 Nov. 1	at CHI	4-1L	3-5-2	8
11 Nov. 3	at DET	5-2W	4-5-2	10
12 Nov. 6	vs. NSH	1-2L	4-6-2	10
13 Nov. 8	vs. COL	3-1W	5-6-2	12
14 Nov. 10	vs. LAK	5-4W(OT)	6-6-2	14
15 Nov. 12	vs. VAN	3-4L	6-7-2	14
16 Nov. 14	vs. ANA	0-1L	6-8-2	14
17 Nov. 16	vs. DET	5-3W	7-8-2	16
18 Nov. 19	at MTL	3-4L	7-9-2	16
19 Nov. 21	at OTT	1-4L	7-10-2	16
20 Nov. 23	at TOR	2-3L	7-11-2	16
21 Nov. 25	at NSH	3-4L	7-12-2	16
22 Nov. 27	vs. EDM	2-3L	7-13-2	16
23 Nov. 28	vs. CHI	5-4W	8-13-2	18
24 Dec. 3	vs. TBL	4-1W	9-13-2	20
25 Dec. 5	vs. PHX	2-3L	9-14-2	20
26 Dec. 7	vs. DAL	2-3L	9-15-2	20
27 Dec. 11	at TBL	2-1W	10-15-2	22
28 Dec. 12	at FLA	4-2W	11-15-2	24
29 Dec. 14	at NYR	2-5L	11-16-2	24
30 Dec. 17	at PHI	3-3T	11-16-3	25
31 Dec. 18	at NJD	5-2W	12-16-3	27
32 Dec. 22	vs. VAN	3-5L	12-17-3	27
33 Dec. 23	at VAN	2-5L	12-18-3	27
34 Dec. 27	vs. COL	1-2L	12-19-3	27
35 Dec. 29	vs. PHI	3-4L(OT)	12-20-3	27
36 Dec. 31	vs. MTL	1-2L	12-21-3	27
37 Jan. 2	at BUF	1-7L	12-22-3	27
38 Jan. 4	at BOS	1-5L	12-23-3	27
39 Jan. 5	at PIT	1-1L	12-24-3	27
40 Jan. 8	vs. DAL	1-0W	13-24-3	29
41 Jan. 10	vs. FLA	1-2L	13-25-3	29
42 Jan. 13	at ANA	2-1W	14-25-3	31
43 Jan. 14	at LAK	0-3L	14-26-3	31
44 Jan. 16	at SJS	3-3T	14-26-4	32
45 Jan. 19	vs. DET	3-1W	15-26-4	34
46 Jan. 21	at COL	2-4L	15-27-4	34
47 Jan. 28	vs. CHI	6-6T	15-27-5	35
48 Jan. 30	vs. STL	4-3W(OT)	16-27-5	37
49 Feb. 1	at DAL	2-2T	16-27-6	38
50 Feb. 2	at PHX	2-2T	16-27-7	39
51 Feb. 4	vs. NSH	2-2T	16-27-8	40
52 Feb. 6	vs. OTT	1-2L	16-28-8	40
53 Feb. 8	vs. EDM	2-1W	17-28-8	42
54 Feb. 9	at COL	2-1W	18-28-8	44
55 Feb. 12	vs. BOS	4-3W	19-28-8	46
56 Feb. 19	vs. ANA	6-3W	20-28-8	48
57 Feb. 20	vs. LAK	2-2T	20-28-9	49
58 Feb. 22	vs. NYR	6-2W	21-28-9	51
59 Feb. 24	vs. BUF	2-2T	21-28-10	52
60 Feb. 26	vs. STL	2-4L	21-29-10	52
61 Mar. 1	vs. SJS	1-2L	21-30-10	52
62 Mar. 5	at VAN	5-1W	22-30-10	54
63 Mar. 6	at LAK	4-1W	23-30-10	56
64 Mar. 9	at STL	7-4W	24-30-10	58
65 Mar. 12	at CAR	1-2L	24-31-10	58
66 Mar. 13	at WSH	5-4W(OT)	25-31-10	60
67 Mar. 16	at NSH	4-2W	26-31-10	62
68 Mar. 17	at CHI	1-3L	26-32-10	62
69 Mar. 21	vs. NYI	2-1T	27-32-10	64
70 Mar. 22	at EDM	2-2T	27-32-11	65
71 Mar. 25	vs. MTL	2-1W	28-32-11	67
72 Mar. 27	at PHX	1-2L	28-33-11	67
73 Mar. 28	at ANA	1-5L	28-34-11	67
74 Mar. 30	at COL	3-3T	28-34-12	68
75 Apr. 1	vs. PHX	1-4L	28-35-12	68
76 Apr. 3	vs. TOR	1-5L	28-36-12	68
77 Apr. 7	at EDM	2-4L	28-37-12	68
78 Apr. 9	vs. EDM	1-4L	28-38-12	68
79 Apr. 12	vs. VAN	0-2L	28-39-12	68
80 Apr. 12	at VAN	5-4W	29-39-12	70
81 Apr. 15	vs. COL	5-1W	30-39-12	72
82 Apr. 17	at EDM	2-3L	30-40-12	72

# 1997-98

DATE	OPP.	RESULT	RECORD	PTS
1 Oct. 1	vs. DET	1-3L	0-1-0	0
2 Oct. 3	vs. COL	1-4L	0-2-0	0
3 Oct. 7	vs. TOR	1-2L	0-3-0	0
4 Oct. 9	vs. NYR	1-1T	0-3-1	1
5 Oct. 12	at DET	4-4T	0-3-2	2
6 Oct. 14	at DAL	4-5L(OT)	0-4-2	2
7 Oct. 17	vs. COL	6-5W(OT)	1-4-2	4
8 Oct. 18	vs. BOS	0-3L	1-5-2	4
9 Oct. 22	at BUF	1-4L	1-6-2	4
10 Oct. 23	at PHI	3-4L	1-7-2	4
11 Oct. 25	at TOR	3-4L	1-8-2	4
12 Oct. 28	vs. PIT	6-3W	2-8-2	6
13 Oct. 30	vs. PHX	4-2W	3-8-2	8
14 Nov. 1	at COL	3-3T	3-8-3	9
15 Nov. 2	at PHX	1-3L	3-9-3	9
16 Nov. 5	vs. TOR	3-4L	3-10-3	9
17 Nov. 7	vs. ANA	3-4L(OT)	3-11-3	9
18 Nov. 9	at DET	3-6L	3-12-3	9
19 Nov. 10	at CHI	1-1T	3-12-4	10
20 Nov. 13	vs. CAR	2-4L	3-13-4	10
21 Nov. 15	at EDM	2-2T	3-13-5	11
22 Nov. 18	at NJD	1-2L	3-14-5	11
23 Nov. 20	at FLA	2-1W	4-14-5	13
24 Nov. 22	at TBL	3-4L	4-15-5	13
25 Nov. 23	at CAR	3-3T	4-15-6	14
26 Nov. 27	vs. CHI	2-2T	4-15-7	15
27 Nov. 29	vs. ANA	3-2W(OT)	5-15-7	17
28 Dec. 1	vs. SJS	3-2W(OT)	6-15-7	19
29 Dec. 3	vs. DET	3-4L	6-16-7	19
30 Dec. 5	at DAL	1-4L	6-17-7	19
31 Dec. 6	at STL	3-4L(OT)	6-18-7	19
32 Dec. 9	at NYI	3-1W	7-18-7	21
33 Dec. 10	at NYR	4-1W	8-18-7	23
34 Dec. 12	vs. COL	3-1W	9-18-7	25
35 Dec. 16	vs. CHI	4-3W(OT)	10-18-7	27
36 Dec. 18	vs. DAL	1-2L	10-19-7	27
37 Dec. 20	vs. LAK	1-4L	10-20-7	27
38 Dec. 22	at ANA	1-5L	10-21-7	27
39 Dec. 23	at PHX	2-2T	10-21-8	28
40 Dec. 27	vs. PHI	5-2W	11-21-8	30
41 Dec. 29	vs. PHX	3-5L	11-22-8	30
42 Dec. 31	vs. MTL	2-3L	11-23-8	30
43 Jan. 3	at STL	3-4L	11-24-8	30
44 Jan. 5	at CHI	1-1T	11-24-9	31
45 Jan. 6	at COL	3-1W	12-24-9	33
46 Jan. 9	vs. FLA	3-3T	12-24-10	34
47 Jan. 10	vs. STL	1-5L	12-25-10	34
48 Jan. 14	at EDM	2-5L	12-26-10	34
49 Jan. 20	at LAK	3-4L	12-27-10	34
50 Jan. 21	at SJS	1-7L	12-28-10	34
51 Jan. 24	vs. VAN	5-2W	13-28-10	36
52 Jan. 28	at ANA	5-2W	14-28-10	38
53 Jan. 29	at LAK	3-5L	14-29-10	38
54 Jan. 31	vs. NJD	2-2T	14-29-11	39
55 Feb. 3	vs. LAK	3-6L	14-30-11	39
56 Feb. 5	vs. SJS	4-2W	15-30-11	41
57 Feb. 7	vs. EDM	4-2W	16-30-11	43
58 Feb. 7	vs. VAN	4-4T	16-30-12	44
59 Mar. 1	vs. OTT	2-1W	17-30-12	46
60 Mar. 3	vs. TBL	2-1W	18-30-12	48
61 Mar. 5	at VAN	6-2W	19-30-12	50
62 Mar. 7	at OTT	1-2L	19-31-12	50
63 Mar. 9	at WSH	2-5L	19-32-12	50
64 Mar. 11	at PIT	1-4L	19-33-12	50
65 Mar. 12	at BOS	5-2W	20-33-12	52
66 Mar. 14	at TOR	1-2L	20-34-12	52
67 Mar. 16	at MTL	3-3T	20-34-13	53
68 Mar. 20	vs. NYI	4-1W	21-34-13	55
69 Mar. 22	vs. STL	5-3W	22-34-13	57
70 Mar. 24	vs. BUF	0-2L	22-35-13	57
71 Mar. 26	vs. WSH	3-2W	23-35-13	59
72 Mar. 28	vs. LAK	5-2W	24-35-13	61
73 Mar. 30	at EDM	1-3L	24-36-13	61
74 Apr. 1	vs. DAL	3-1W	25-36-13	63
75 Apr. 5	at ANA	3-3T	25-36-14	64
76 Apr. 7	at SJS	0-6L	25-37-14	64
77 Apr. 9	vs. VAN	3-6L	25-38-14	64
78 Apr. 11	vs. EDM	4-5L	25-39-14	64
79 Apr. 13	at LAK	2-4L	25-40-14	64
80 Apr. 15	vs. SJS	3-3T	25-40-15	65
81 Apr. 17	at VAN	4-2W	26-40-15	67
82 Apr. 18	at SJS	1-4L	26-41-15	67

# 1996-97

DATE	OPP.	RESULT	RECORD	PTS
1 Oct. 5	at VAN	1-3L	0-1-0	0
2 Oct. 6	vs. BUF	3-0W	1-1-0	2
3 Oct. 9	vs. STL	1-3L	1-2-0	2
4 Oct. 11	at DET	2-1W	2-2-0	4
5 Oct. 13	at PHI	1-0W	3-2-0	6
6 Oct. 14	at ANA	4-5L	3-3-0	6
7 Oct. 16	at MTL	2-4L	3-4-0	6
8 Oct. 20	vs. EDM	6-3W	4-4-0	8
9 Oct. 22	vs. COL	5-1W	5-4-0	10
10 Oct. 24	vs. PIT	7-5W	6-4-0	12
11 Oct. 26	at LAK	0-0T	6-4-1	13
12 Oct. 27	at ANA	4-1W	7-4-1	15
13 Oct. 30	at SJS	1-3L	7-5-1	15
14 Nov. 1	vs. PHX	2-3L(OT)	7-6-1	15
15 Nov. 2	at VAN	3-4L	7-7-1	15
16 Nov. 9	vs. STL	2-3L	7-8-1	15
17 Nov. 13	at DAL	3-3T	7-8-2	16
18 Nov. 14	at CHI	2-1W(OT)	8-8-2	18
19 Nov. 16	at STL	0-2L	8-9-2	18
20 Nov. 18	vs. NYR	5-3W	9-9-2	20
21 Nov. 20	vs. DAL	1-3L	9-10-2	20
22 Nov. 22	vs. CHI	2-5L	9-11-2	20
23 Nov. 23	at EDM	2-3L	9-12-2	20
24 Nov. 26	at EDM	1-10L	9-13-2	20
25 Nov. 28	vs. LAK	2-0W	10-13-2	22
26 Nov. 30	at PHX	1-3L	10-14-2	22
27 Dec. 3	at NYI	1-3L	10-15-2	22
28 Dec. 5	at NJD	1-2L	10-16-2	22
29 Dec. 7	at BOS	1-1T	10-16-3	23
30 Dec. 10	vs. OTT	5-5T	11-16-4	24
31 Dec. 12	at LAK	5-1W	12-16-4	26
32 Dec. 14	vs. COL	4-4L	12-16-4	28
33 Dec. 16	vs. NJD	0-5L	12-17-4	28
34 Dec. 18	vs. DET	3-3T	12-17-5	29
35 Dec. 20	at ANA	0-7L	12-18-5	29
36 Dec. 22	at PHX	7-2W	13-18-5	31
37 Dec. 23	at COL	3-4L	13-19-5	31
38 Dec. 29	vs. PHI	2-4L	13-20-5	31
39 Dec. 31	vs. SJS	1-5L	13-21-5	31
40 Jan. 2	at COL	2-3L	13-22-5	31
41 Jan. 4	at SJS	4-3W	14-22-5	33
42 Jan. 7	vs. TOR	4-3W(OT)	15-22-5	35
43 Jan. 9	vs. HFD	3-2W	16-22-5	37
44 Jan. 11	vs. FLA	1-4L	16-23-5	37
45 Jan. 15	vs. ANA	2-1W	17-23-5	39
46 Jan. 21	at PIT	2-4L	17-24-5	39
47 Jan. 22	at TOR	3-5L	17-25-5	39
48 Jan. 24	at OTT	2-2T	17-25-6	40
49 Jan. 28	vs. NYI	4-3W	18-25-6	42
50 Jan. 30	vs. SJS	3-6L	18-26-6	44
51 Feb. 1	vs. VAN	3-0W	19-26-6	44
52 Feb. 3	vs. LAK	2-3L	19-27-6	44
53 Feb. 5	at EDM	2-5L	19-28-6	44
54 Feb. 7	vs. WSH	5-2W	20-28-6	46
55 Feb. 9	vs. ANA	6-1W	21-28-6	48
56 Feb. 11	vs. BOS	5-1W	22-28-6	50
57 Feb. 13	vs. EDM	3-2W(OT)	23-28-6	52
58 Feb. 15	vs. TOR	3-0W	24-28-6	54
59 Feb. 18	at BUF	5-5L	24-29-7	55
60 Feb. 19	at DET	0-4T	24-29-7	55
61 Feb. 21	at DAL	2-4L	24-30-7	55
62 Feb. 23	at STL	5-3W	25-30-7	57
63 Feb. 26	vs. PHX	2-5L	25-31-7	57
64 Feb. 28	vs. MTL	3-5L	26-31-7	59
65 Mar. 1	vs. DAL	4-1W	27-31-7	61
66 Mar. 4	at WSH	1		

# 1995-96

DATE	OPP	RESULT	RECORD	PTS
1 Oct. 7	at TBL	3-3T	0-0-1	1
2 Oct. 8	at FLA	3-4L	0-1-1	1
3 Oct. 10	at DAL	3-7L	0-2-1	1
4 Oct. 15	at CHI	HIT	0-2-2	2
5 Oct. 17	at DET	3-3T	0-2-3	3
6 Oct. 19	at OTT	2-4T	0-3-3	3
7 Oct. 20	at TOR	3-4 L(OT)	0-4-3	3
8 Oct. 25	vs. COL	2-3L	0-5-3	3
9 Oct. 27	vs. DET	0-3L	0-6-3	3
10 Oct. 29	at ANA	2-7L	0-7-3	3
11 Oct. 31	at LAK	2-1W	1-7-3	5
12 Nov. 1	at COL	1-6L	1-8-3	5
13 Nov. 4	vs. VAN	4-4T	1-8-4	6
14 Nov. 6	at NYR	2-4L	1-9-4	6
15 Nov. 8	at NJD	2-1W	2-9-4	8
16 Nov. 9	at PHI	1-3L	2-10-4	8
17 Nov. 11	vs. MTL	0-4L	2-11-4	8
18 Nov. 14	vs. EDM	4-2W	3-11-4	10
19 Nov. 18	vs. COL	3-5L	3-12-4	10
20 Nov. 19	at COL	2-5L	3-13-4	10
21 Nov. 21	vs. ANA	2-3L	3-14-4	10
22 Nov. 24	vs. EDM	2-5L	3-15-4	10
23 Nov. 26	vs. CHI	2-2T	3-15-5	11
24 Nov. 29	at SJS	5-3W	4-15-5	13
25 Dec. 1	at EDM	0-2W	5-15-5	15
26 Dec. 3	at WPG	2-5L	5-16-5	15
27 Dec. 5	vs. STL	1-1T	5-16-6	16
28 Dec. 9	vs. VAN	3-4L	5-17-6	16
29 Dec. 11	vs. LAK	6-2W	6-17-6	18
30 Dec. 13	at DAL	8-4W	7-17-6	20
31 Dec. 14	at STL	3-3T	7-17-7	21
32 Dec. 16	at BOS	3-6L	7-18-7	21
33 Dec. 19	at PIT	1-7L	7-19-7	21
34 Dec. 20	at HFD	3-2W	8-19-7	23
35 Dec. 22	vs. DET	1-5L	8-20-7	23
36 Dec. 26	at VAN	4-2W	9-20-7	25
37 Dec. 27	vs. TOR	4-0W	10-20-7	27
38 Dec. 29	vs. PHI	2-3L	10-21-7	27
39 Dec. 31	vs. NYR	3-1W	11-21-7	29
40 Jan. 2	vs. TBL	10-0L	11-21-7	31
41 Jan. 5	vs. ANA	1-3L	12-22-7	31
42 Jan. 6	vs. FLA	2-0W	13-22-7	35
43 Jan. 10	vs. HFD	3-2W(OT)	14-22-7	35
44 Jan. 12	vs. BUF	3-1W	15-22-7	37
45 Jan. 14	at COL	4-4T	15-22-8	38
46 Jan. 16	at LAK	5-5T	15-22-9	39
47 Jan. 17	at ANA	4-1W	16-22-9	41
48 Jan. 24	vs. NYI	4-1W	17-22-9	43
49 Jan. 26	vs. DAL	2-4L	17-23-9	43
50 Jan. 30	vs. EDM	3-2W(OT)	18-23-9	45
51 Feb. 1	vs. NJD	HIT	18-23-10	46
52 Feb. 3	vs. LAK	2-1W	19-23-10	48
53 Feb. 6	vs. OTT	3-1W	20-23-10	50
54 Feb. 8	vs. WSH	4-4T	20-23-11	51
55 Feb. 10	vs. WPG	2-3L	20-24-11	51
56 Feb. 11	at EDM	2-4L	20-25-11	51
57 Feb. 13	at WSH	2-3L	20-26-11	51
58 Feb. 15	at NYI	6-3W	21-26-11	53
59 Feb. 17	at MTL	1-5L	21-27-11	53
60 Feb. 20	vs. SJS	5-3W	22-27-11	55
61 Feb. 23	vs. ANA	3-2W	23-27-11	57
62 Feb. 24	vs. BOS	1-2L	23-28-11	57
63 Feb. 29	vs. PIT	7-3W	24-28-11	59
64 Mar. 3	at SJS	5-1W	25-28-11	61
65 Mar. 7	at STL	4-2W	26-28-11	63
66 Mar. 9	at TOR	3-4L	26-29-11	63
67 Mar. 12	vs. STL	4-2W	27-29-11	65
68 Mar. 15	at BUF	3-1W	28-29-11	67
69 Mar. 17	at DET	2-4L	28-30-11	67
70 Mar. 20	at CHI	3-2W	29-30-11	69
71 Mar. 22	vs. SJS	1-2(OT)	29-31-11	69
72 Mar. 23	at VAN	4-0W	30-31-11	71
73 Mar. 24	vs. TOR	2-4L	30-32-11	71
74 Mar. 27	vs. CHI	1-0W	31-32-11	73
75 Mar. 29	vs. LAK	3-4L	31-33-11	73
76 Mar. 31	vs. WPG	1-4L	31-34-11	73
77 Apr. 3	vs. VAN	4-3W	32-34-11	75
78 Apr. 6	at WPG	3-4L	32-35-11	75
79 Apr. 8	at EDM	3-2W	33-35-11	77
80 Apr. 9	vs. DAL	3-4 L(OT)	33-36-11	77
81 Apr. 12	at SJS	6-0W	34-36-11	79
82 Apr. 13	at VAN	0-5L	34-37-11	79

# 1994-95

DATE	OPP	RESULT	RECORD	PTS
1 Jan. 20	at WPG	3-3T	0-0-1	1
2 Jan. 22	at DET	4-1W	1-0-1	3
3 Jan. 24	vs. STL	6-4W	2-0-1	5
4 Jan. 26	at DET	1-5L	2-1-1	5
5 Jan. 28	at TOR	1-2L	2-2-1	5
6 Feb. 1	vs. DET	2-1W	3-2-1	7
7 Feb. 3	vs. CHI	3-4 L(OT)	3-3-1	7
8 Feb. 4	vs. TOR	4-1W	4-3-1	9
9 Feb. 6	vs. WPG	4-5L	4-4-1	9
10 Feb. 9	vs. ANA	5-1W	5-4-1	11
11 Feb. 11	at DAL	6-0W	6-4-1	13
12 Feb. 13	at STL	2-4L	6-5-1	13
13 Feb. 16	at CHI	2-2T	6-5-2	14
14 Feb. 18	vs. DAL	3-2W(OT)	7-5-2	16
15 Feb. 20	vs. DAL	1-2L	7-6-2	16
16 Feb. 23	at LAK	3-3T	7-6-3	17
17 Feb. 24	at SJS	3-0W	8-6-3	19
18 Feb. 26	at ANA	5-3W	9-6-3	21
19 Feb. 28	vs. EDM	5-2W	10-6-3	23
20 Mar. 2	vs. VAN	2-2T	10-6-4	24
21 Mar. 4	at TOR	2-3L	10-7-4	24
22 Mar. 5	at WPG	2-3L	10-8-4	24
23 Mar. 7	at CHI	6-3W	11-8-4	26
24 Mar. 9	at STL	1-5L	11-9-4	26
25 Mar. 12	at DAL	4-4T	11-9-5	27
26 Mar. 15	vs. ANA	0-5L	11-10-5	27
27 Mar. 17	vs. WPG	8-4W	12-10-5	29
28 Mar. 19	vs. SJS	3-5L	12-11-5	29
29 Mar. 20	at EDM	2-5L	12-12-5	29
30 Mar. 22	vs. STL	4-3W	13-12-5	31
31 Mar. 24	vs. DET	3-2W	14-12-5	33
32 Mar. 26	vs. VAN	2-0W	15-12-5	35
33 Mar. 28	vs. LAK	3-5L	15-13-5	35
34 Mar. 31	at EDM	6-2W	16-13-5	37
35 Apr. 4	vs. CHI	3-2W	17-13-5	39
36 Apr. 7	vs. LAK	7-4W	18-13-5	41
37 Apr. 8	vs. VAN	2-4L	18-14-5	41
38 Apr. 10	vs. SJS	8-3W	19-15-5	43
39 Apr. 12	at LAK	4-1W	20-15-5	45
40 Apr. 13	at ANA	2-4L	20-16-5	45
41 Apr. 15	at EDM	4-2W	21-16-5	47
42 Apr. 17	vs. LAK	5-2W	22-16-5	49
43 Apr. 20	at VAN	2-2T	22-16-6	50
44 Apr. 24	at ANA	1-2L	22-17-6	50
45 Apr. 25	at SJS	3-2W	23-17-6	52
46 Apr. 29	vs. TOR	2-2T	23-17-7	53
47 Apr. 30	at VAN	4-6L	23-17-7	53
48 May 3	vs. EDM	5-3W	24-17-7	55

# 1993-94

DATE	OPP	RESULT	RECORD	PTS
1 Oct. 5	vs. NYI	2-1W	1-0-0	2
2 Oct. 7	vs. SJS	6-2W	2-0-0	4
3 Oct. 9	at VAN	5-1W	3-0-0	6
4 Oct. 14	at VAN	2-1W	4-0-0	8
5 Oct. 16	at LAK	4-8L	4-1-0	8
6 Oct. 17	at ANA	2-2T	4-1-1	9
7 Oct. 20	at EDM	5-3W	5-1-1	11
8 Oct. 21	vs. VAN	3-6L	5-2-1	11
9 Oct. 23	vs. BOS	3-3T	5-2-2	12
10 Oct. 25	vs. WSH	3-2W(OT)	6-2-2	14
11 Oct. 27	vs. BUF	3-5L	6-3-2	14
12 Oct. 30	vs. EDM	4-1W	7-3-2	16
13 Oct. 31	at WPG	4-3W	8-3-2	18
14 Nov. 3	at HFD	6-3W	9-3-2	20
15 Nov. 4	at BOS	3-6L	9-4-2	20
16 Nov. 6	at MTL	4-3W	10-4-2	22
17 Nov. 9	vs. LAK	3-2W	11-4-2	24
18 Nov. 11	vs. ANA	5-4W	12-4-2	26
19 Nov. 13	vs. VAN	4-3W	13-4-2	28
20 Nov. 15	vs. WPG	7-2W	14-4-2	30
21 Nov. 18	at STL	3-3T	14-4-3	31
22 Nov. 20	at DAL	3-4L	14-5-3	31
23 Nov. 22	vs. ANA	1-2L	14-6-3	31
24 Nov. 24	vs. TOR	5-3W	15-6-3	33
25 Nov. 26	vs. CHI	3-6L	15-7-3	33
26 Nov. 30	at DAL	2-2T	15-7-4	34
27 Dec. 4	vs. PHI	6-0W	16-7-4	36
28 Dec. 6	at OTT	6-1W	17-7-4	38
29 Dec. 7	at HFD	4-4T	17-7-5	39
30 Dec. 10	at BUF	2-6L	17-8-5	39
31 Dec. 11	at TOR	1-3L	17-9-5	39
32 Dec. 14	vs. VAN	8-4W	18-9-5	41
33 Dec. 17	vs. STL	3-4L	18-10-5	41
34 Dec. 18	vs. WPG	5-4W(OT)	19-10-5	43
35 Dec. 20	at LAK	4-5L(OT)	19-11-5	43
36 Dec. 22	at EDM	3-1L	19-12-5	43
37 Dec. 23	at VAN	3-4L	19-13-5	43
38 Dec. 28	at SJS	3-3T	19-13-6	44
39 Dec. 30	vs. EDM	7-1W	20-13-6	46
40 Dec. 31	vs. MTL	2-5L	20-14-6	46
41 Jan. 2	at STL	3-4 L(OT)	20-15-6	46
42 Jan. 5	at NYR	4-1W	21-15-6	48
43 Jan. 7	at NYI	2-6L	21-16-6	48
44 Jan. 8	at PIT	2-2T	21-16-7	49
45 Jan. 11	vs. QUE	1-1W	22-16-7	51
46 Jan. 15	vs. OTT	10-0W	23-16-7	53
47 Jan. 17	at SJS	2-3L	23-17-7	53
48 Jan. 19	at VAN	4-3W	24-17-7	55
49 Jan. 24	vs. LAK	3-3T	24-17-8	56
50 Jan. 26	vs. DAL	2-3L	24-18-8	56
51 Jan. 28	vs. NJD	2-2T	24-18-9	57
52 Jan. 29	vs. STL	3-5L	24-19-9	57
53 Feb. 2	at ANA	4-2W	25-19-9	59
54 Feb. 5	at LAK	5-4W(OT)	26-19-9	61
55 Feb. 7	vs. EDM	4-3W	27-19-9	63
56 Feb. 9	at EDM	6-1W	28-19-9	65
57 Feb. 11	vs. HFD	4-1W	29-19-9	67
58 Feb. 12	vs. TOR	3-2W	30-19-9	69
59 Feb. 14	vs. CHI	2-4L	30-20-9	69
60 Feb. 18	at DAL	2-4L	30-21-9	69
61 Feb. 20	at WPG	5-2W	31-21-9	71
62 Feb. 22	at VAN	4-4T	31-21-10	72
63 Feb. 24	vs. TBL	0-4L	31-22-10	72
64 Feb. 26	vs. LAK	4-2W	32-22-10	74
65 Mar. 1	at DET	2-5L	32-23-10	74
66 Mar. 3	at CHI	2-4L	32-24-10	74
67 Mar. 5	at NJD	3-6L	32-25-10	74
68 Mar. 6	at WSH	4-4T	32-25-11	75
69 Mar. 9	vs. DET	1-5L	32-26-11	75
70 Mar. 11	vs. FLA	4-2W	33-26-11	77
71 Mar. 12	vs. SJS	2-0W	34-26-11	79
72 Mar. 15	at TBL	7-3W	35-26-11	81
73 Mar. 16	at FLA	1-2L	35-27-11	81
74 Mar. 20	at TOR	6-3W	36-27-11	83
75 Mar. 22	vs. NYR	4-4T	36-27-12	84
76 Mar. 26	vs. PIT	5-3W	37-27-12	86
77 Mar. 31	at PHI	4-1W	38-27-12	88
78 Apr. 2	at DET	3-3T	38-27-13	89
79 Apr. 3	at CHI	1-2L	38-28-13	89
80 Apr. 6	vs. ANA	4-2W	39-28-13	91
81 Apr. 8	vs. SJS	5-2W	40-28-13	93
82 Apr. 9	vs. DET	4-2W	41-28-13	95
83 Apr. 11	at ANA	3-0W	42-28-13	97
84 Apr. 13	at LAK	4-6L	42-29-13	97

## 1992-93

DATE	OPP.	RESULT	RECORD	PTS
1 Oct 6	vs. LAK	4-5L	0-1-0	0
2 Oct 8	vs. EDM	7:2W	1-1-0	2
3 Oct 10	vs. TOR	3-2W	2-1-0	4
4 Oct 13	at MNS	4-3W	3-1-0	6
5 Oct 15	at LAK	0-4L	3-2-0	6
6 Oct 17	at SJS	6-2W	4-2-0	8
7 Oct 20	vs. LAK	6-2W	5-2-0	10
8 Oct 22	vs. BOS	2-4L	5-3-0	10
9 Oct 25	at EDM	4-0W	6-3-0	12
10 Oct 28	at WPG	7-5W	7-3-0	14
11 Oct 31	vs. WSH	1-3L	7-4-0	14
12 Oct 31	vs. MNS	5-3W	8-4-0	16
13 Nov 2	vs. VAN	5-3W	9-4-0	18
14 Nov 4	at VAN	5-5T	9-4-1	19
15 Nov 6	vs. OTT	8-4W	10-4-1	21
16 Nov 8	at QUE	4-5L	10-4-2	22
17 Nov 9	at MTL	2-5L	10-5-2	22
18 Nov 11	at HFD	4-3W	11-5-2	24
19 Nov 12	at BOS	3-5L	11-6-2	24
20 Nov 14	at TBL	5-3L	12-6-2	26
21 Nov 19	vs. VAN	4-4W	13-6-2	28
22 Nov 21	vs. NYI	3-4L	13-7-2	28
23 Nov 25	vs. SJS	3-4L(OT)	13-8-2	28
24 Nov 27	vs. TBL	3:2W(OT)	14-8-2	30
25 Nov 28	vs. CHI	2-5L	14-9-2	30
26 Dec 2	vs. WPG	3-3T	14-9-3	31
27 Dec 4	vs. STL	5-3W	15-9-3	33
28 Dec 7	vs. EDM	6-3W	16-9-3	35
29 Dec 8	at EDM	1-3L	16-10-3	35
30 Dec 11	at TOR	6-3W	17-10-3	37
31 Dec 12	at OTT	1-1T	17-10-4	38
32 Dec 14	at DET	3-0W	18-10-4	40
33 Dec 15	at NYR	3-0W	19-10-4	42
34 Dec 19	vs. LAK	5-3W	20-10-4	44
35 Dec 21	vs. EDM	3:2W(OT)	21-10-4	46
36 Dec 23	at WPG	4-3W	22-10-4	48
37 Dec 27	at EDM	7-3W	23-10-4	50
38 Dec 31	vs. MTL	5-3W	24-10-4	52
39 Jan 2	vs. PHI	7-3W	25-10-4	54
40 Jan 5	vs. WPG	2-4L	25-11-4	54
41 Jan 7	at STL	2:3L(OT)	25-12-4	54
42 Jan 9	at PIT	2-3L	25-13-4	54
43 Jan 10	at BUF	3-5L	25-14-4	54
44 Jan 12	at NYI	2-8L	25-15-4	54
45 Jan 14	at PHI	4-4T	25-15-5	55
46 Jan 16	at MNS	2-4L	25-16-5	55
47 Jan 19	vs. LAK	2:3L(OT)	25-17-5	55
48 Jan 22	vs. WPG	4-4T	25-17-6	56
49 Jan 23	vs. PIT	3-4L	25-18-6	56
50 Jan 26	vs. DET	1-9L	25-19-6	56
51 Jan 28	at LAK	2:1W	26-19-6	58
52 Jan 30	at SJS	5-4W	27-19-6	60
53 Feb 2	at WSH	6-4W	28-19-6	62
54 Feb 3	at NYJ	5-4W	29-19-6	64
55 Feb 10	vs. SJS	13-1W	30-19-6	66
56 Feb 12	vs. QUE	4-4T	30-19-7	67
57 Feb 13	vs. HFD	4-3W	31-19-7	69
58 Feb 16	vs. PHI	4-4T	31-19-8	70
59 Feb 17	at TOR	2-4L	31-20-8	70
60 Feb 19	at DET	3-3T	31-20-9	71
61 Feb 21	at CHI	3-4L	31-21-9	71
62 Feb 23	at SJS	6-3W	32-21-9	73
63 Feb 26	vs. NYR	4-4T	32-21-10	74
64 Feb 27	vs. SJS	5-4W	33-21-10	76
65 Mar 2	at LAK	2-6L	33-22-10	76
66 Mar 4	at STL	1-2L	33-23-10	76
67 Mar 6	at TBL	4-7L	33-24-10	76
68 Mar 11	vs. DET	6-3W	34-24-10	78
69 Mar 13	vs. NYJ	4-3W	35-24-10	80
70 Mar 14	vs. VAN	3-2W	36-24-10	82
71 Mar 16	vs. CHI	0-1L	36-25-10	82
72 Mar 21	at WPG	2-4L	36-26-10	82
73 Mar 24	vs. STL	2-4L	36-27-10	82
74 Mar 26	at VAN	3:1W	37-27-10	84
75 Mar 28	vs. TOR	0-4L	37-28-10	84
76 Mar 30	vs. WPG	4-5L	37-29-10	84
77 Apr 1	vs. MNS	5-3W	38-29-10	86
78 Apr 3	at SJS	3:2W(OT)	39-29-10	88
79 Apr 4	at SJS	4-3W	40-29-10	90
80 Apr 6	at LAK	3-3T	40-29-11	91
81 Apr 9	vs. VAN	8-1W	41-29-11	93
82 Apr 11	at VAN	3-6L	41-30-11	93
83 Apr 13	at EDM	4-2W	42-30-11	95
84 Apr 15	vs. SJS	7-3W	43-30-11	97

## 1991-92

DATE	OPP.	RESULT	RECORD	PTS
1 Oct 4	vs. EDM	9-2W	1-0-0	2
2 Oct 6	at WPG	3-5L	1-1-0	2
3 Oct 8	at SJS	3-4L	1-2-0	2
4 Oct 10	at LAK	7-1W	2-2-0	4
5 Oct 12	at EDM	1-3L	2-3-0	4
6 Oct 15	vs. MNS	6-3W	3-3-0	6
7 Oct 17	vs. TOR	6-4W	4-3-0	8
8 Oct 19	at VAN	2-5L	4-4-0	8
9 Oct 22	at MNS	4-2W	5-4-0	10
10 Oct 24	at CHI	5-2W	6-4-0	12
11 Oct 26	at STL	2-2T	6-4-1	13
12 Oct 30	vs. NYJ	2-5L	6-5-1	13
13 Nov 1	at WPG	7-6W(OT)	7-5-1	15
14 Nov 4	at NYR	0-4L	7-6-1	15
15 Nov 6	at HFD	3-2W	8-6-1	17
16 Nov 7	at BOS	4-4T	8-6-2	18
17 Nov 9	at TOR	6-1W	9-6-2	20
18 Nov 12	vs. DET	4:5L(OT)	9-7-2	20
19 Nov 14	vs. VAN	2-2T	9-7-3	21
20 Nov 16	vs. BUF	4-5L	9-8-3	21
21 Nov 21	vs. VAN	3-2W	10-8-3	23
22 Nov 22	at VAN	5:6L(OT)	10-9-3	23
23 Nov 25	vs. WPG	3-3T	10-9-4	24
24 Nov 28	vs. LAK	5-3W	11-9-4	26
25 Nov 30	vs. SJS	1-2L	11-10-4	26
26 Dec 3	at DET	2:5L	11-11-4	26
27 Dec 5	at NYJ	3-6L	11-12-4	26
28 Dec 7	at MTL	1-5L	11-13-4	26
29 Dec 8	at BUF	4-2W	12-13-4	28
30 Dec 10	at WSH	1-4L	12-14-4	28
31 Dec 14	vs. DET	3-4L(OT)	12-15-4	28
32 Dec 17	vs. WPG	7-4W	13-15-4	30
33 Dec 19	vs. QUE	5-5T	13-15-5	31
34 Dec 21	at WPG	2-7L	13-16-5	31
35 Dec 23	at EDM	3-5L	13-17-5	31
36 Dec 28	vs. PHI	5-1W	14-17-5	33
37 Dec 29	vs. LAK	6-2W	15-17-5	35
38 Dec 31	vs. MTL	3:2W(OT)	16-17-5	37
39 Jan 4	vs. MTL	2-3L	17-17-5	37
40 Jan 5	at EDM	3-2W	17-18-5	39
41 Jan 8	vs. SJS	10-3W	18-18-5	41
42 Jan 10	vs. PIT	7-5W	19-18-5	43
43 Jan 13	at MTL	2-2T	19-18-6	44
44 Jan 14	at QUE	5-3W	20-18-6	45
45 Jan 16	at NYR	4-6L	20-19-6	45
46 Jan 22	vs. NYR	4-4T	20-19-7	46
47 Jan 24	at SJS	3-2W	21-19-7	48
48 Jan 25	at LAK	3-4L	21-20-7	48
49 Jan 27	vs. CHI	3-4L(OT)	21-21-7	48
50 Jan 30	at BOS	1-3L	21-22-7	49
51 Feb 1	at WSH	2:5L	21-23-7	49
52 Feb 2	at NYI	3-6L	21-24-7	49
53 Feb 5	vs. QUE	5-3W	22-24-7	51
54 Feb 7	at WPG	1-4L	22-25-7	51
55 Feb 11	vs. NYI	1-3L	22-26-7	51
56 Feb 13	vs. WSH	4-4T	22-26-8	52
57 Feb 15	at STL	2-7L	22-27-8	52
58 Feb 16	at CHI	5-1T	22-27-8	53
59 Feb 19	vs. BOS	6-4W	23-28-8	55
60 Feb 21	vs. LAK	9-7W	24-28-8	57
61 Feb 23	at SJS	4-2W	25-28-8	59
62 Feb 25	vs. BUF	3-5L	25-29-8	59
63 Feb 27	vs. PHI	0-3L	25-29-9	59
64 Mar 1	at VAN	0-1L	25-30-9	59
65 Mar 3	vs. PIT	3-6L	25-31-9	60
66 Mar 5	vs. TOR	5-1T	25-31-10	60
67 Mar 7	vs. STL	5-1W	26-31-10	62
68 Mar 10	at PIT	2-5L	26-32-10	62
69 Mar 12	at PHI	4:5L(OT)	26-33-10	62
70 Mar 14	vs. VAN	4-6L	26-34-10	62
71 Mar 16	vs. HFD	3-4L	26-35-10	62
72 Mar 19	vs. SJS	3-1W	27-35-10	64
73 Mar 21	at LAK	2-5L	27-36-10	64
74 Mar 24	vs. EDM	4-4T	27-36-11	65
75 Mar 26	vs. LAK	7-2W	28-36-11	67
76 Mar 28	vs. MNS	4-3W	29-36-11	69
77 Mar 31	vs. EDM	5-2W	30-36-11	71
78 Apr 2	vs. WPG	3-4L	30-37-11	71
79 Apr 15	at SJS	4-3W	31-37-11	73
80 Apr 16	at VAN	4-4T	31-37-12	74

## 1990-91

DATE	OPP.	RESULT	RECORD	PTS
1 Oct 4	vs. VAN	3:2W(OT)	1-0-0	2
2 Oct 6	vs. TOR	4-1W	2-0-0	4
3 Oct 8	at WPG	4-3W	3-0-0	6
4 Oct 10	at DET	5:6L(OT)	3-1-0	6
5 Oct 13	at NYJ	3-5L	3-2-0	6
6 Oct 14	at CHI	3-1W	4-2-0	8
7 Oct 18	vs. STL	3-4L	4-3-0	8
8 Oct 20	vs. BOS	8-1W	5-3-0	10
9 Oct 21	at EDM	2-1W	6-3-0	12
10 Oct 23	at LAK	4-6L	6-4-0	12
11 Oct 25	vs. EDM	4-2W	7-4-0	14
12 Oct 27	vs. WSH	9-4W	8-4-0	16
13 Oct 30	vs. NYJ	6-3W	9-4-0	18
14 Nov 1	vs. WPG	2:1W	10-4-0	20
15 Nov 3	at TOR	7-3W	11-4-0	22
16 Nov 4	at BUF	1-2L	11-5-0	22
17 Nov 6	at PIT	5-6L	11-6-0	22
18 Nov 8	at PHI	8-2W	12-6-0	24
19 Nov 10	at NYI	1-5L	12-7-0	24
20 Nov 11	at NYR	4-4L	12-7-1	25
21 Nov 15	vs. NYI	3-4L(OT)	12-8-1	25
22 Nov 17	vs. BUF	3-3T	12-8-2	26
23 Nov 19	at VAN	6-4W	13-8-2	28
24 Nov 22	at LAK	6-3W	14-8-2	30
25 Nov 24	vs. CHI	3-5L	14-9-2	30
26 Nov 28	at WPG	2-2T	14-9-3	31
27 Dec 1	at MTL	5-3W	15-9-3	33
28 Dec 2	at QUE	5-5T	15-9-4	34
29 Dec 5	vs. NYR	4-1W	16-9-4	36
30 Dec 7	vs. QUE	3-5L	16-10-4	36
31 Dec 9	at EDM	3-2W	17-10-4	38
32 Dec 11	at MNS	5-4W	18-10-4	40
33 Dec 13	at WPG	4-1W	19-10-4	42
34 Dec 16	at VAN	5-2W	20-10-4	44
35 Dec 18	vs. VAN	2-3L	20-11-4	44
36 Dec 20	vs. LAK	3-4L(OT)	20-12-4	44
37 Dec 22	vs. EDM	2-6L	20-13-4	44
38 Dec 27	at EDM	1-4L	20-14-4	44
39 Dec 29	vs. HFD	8-2W	21-14-4	46
40 Dec 31	vs. MTL	7-2W	22-14-4	48
41 Jan 2	at WPG	3-3T	22-15-4	49
42 Jan 5	vs. DET	7-0W	23-15-4	51
43 Jan 8	at TOR	5-3W	24-15-4	53
44 Jan 10	at PIT	1-5L	24-16-5	53
45 Jan 11	at WSH	2-4L	24-16-5	53
46 Jan 13	at WPG	3-4L	24-17-5	53
47 Jan 15	vs. WPG	7-5W	25-17-5	55
48 Jan 22	at PHI	3-4L	25-18-5	55
49 Jan 23	at HFD	4-5L	25-19-5	55
50 Jan 26	at BOS	2-5L	25-20-5	55
51 Jan 27	at BUF	5-4W	26-20-5	57
52 Jan 30	vs. NYR	5-1W	27-20-5	59
53 Feb 2	vs. CHI	3-1W	28-20-5	61
54 Feb 5	at NYJ	1-2L	28-21-5	61
55 Feb 7	at BOS	4-1W	29-21-5	63
56 Feb 9	at HFD	5-2W	30-21-5	65
57 Feb 12	at LAK	4-4T	30-21-6	66
58 Feb 15	vs. WSH	8-2W	31-21-6	68
59 Feb 17	vs. STL	7-4W	32-21-6	70
60 Feb 19	vs. DET	4-1T	32-21-7	71
61 Feb 21	vs. VAN	6-4W	33-21-7	73
62 Feb 23	vs. EDM	10-8W	34-21-7	75
63 Feb 25	at VAN	2-4L	34-22-7	75
64 Feb 27	vs. EDM	4-2W	35-22-7	77
65 Mar 1	vs. PIT	6-2W	36-22-7	79
66 Mar 2	vs. MNS	5-1W	37-22-7	81
67 Mar 4	vs. MTL	3:2W(OT)	38-22-7	83
68 Mar 7	vs. PHI	4-2W	39-22-7	85
69 Mar 9	at STL	8-4W	40-22-7	87
70 Mar 10	at MNS	3-7L		

# 1989-90

DATE	OPP.	RESULT	RECORD	PTS
1 Oct. 5	vs. DET	10-7 W	1-0-0	2
2 Oct. 7	vs. NYI	6-3 W	2-0-0	4
3 Oct. 10	at NJD	4-2 W	3-0-0	6
4 Oct. 11	at NYR	4-5 L	3-1-0	6
5 Oct. 14	at WSH	4-4 T	3-1-1	7
6 Oct. 15	at PHI	3-2 W	4-1-1	9
7 Oct. 17	at QUE	8-8 T	4-1-2	10
8 Oct. 18	at MTL	1-2 L	4-2-2	10
9 Oct. 21	vs. BOS	5-2 W	5-2-2	12
10 Oct. 23	vs. WSH	3-2 T	5-2-3	13
11 Oct. 25	at LAK	5-0 W	6-2-3	15
12 Oct. 27	vs. VAN	5-5 T	6-2-4	16
13 Oct. 28	at VAN	3-4 L	6-3-4	16
14 Nov. 1	vs. WPG	5-3 W	7-3-4	18
15 Nov. 3	at EDM	2-5 L	7-4-4	18
16 Nov. 4	vs. NJD	7-3 W	8-4-4	20
17 Nov. 6	vs. EDM	5-1 W	9-4-4	22
18 Nov. 8	at LAK	5-4 W	10-4-4	24
19 Nov. 11	at MNS	2-3 L(OT)	10-5-4	24
20 Nov. 12	at WPG	2-3 L	10-6-4	24
21 Nov. 14	vs. LAK	6-8 L	10-7-4	24
22 Nov. 16	vs. BUF	4-4 T	10-7-5	25
23 Nov. 18	vs. CHI	4-4 T	10-7-6	26
24 Nov. 20	at MTL	2-3 L	10-8-6	26
25 Nov. 21	at QUE	4-4 T	10-8-7	27
26 Nov. 24	at DET	2-3 L	10-9-7	27
27 Nov. 25	at STL	3-3 T	10-9-8	28
28 Nov. 30	vs. MNS	5-2 W	11-9-8	30
29 Dec. 2	vs. TOR	7-4 W	12-9-8	32
30 Dec. 6	vs. WPG	3-4 L	12-10-8	32
31 Dec. 10	at WPG	1-4 L	12-11-8	32
32 Dec. 11	at EDM	3-3 T	12-11-9	33
33 Dec. 14	vs. QUE	8-2 W	13-11-9	35
34 Dec. 16	vs. PIT	4-3 W	14-11-9	37
35 Dec. 19	at VAN	2-1 W	15-11-9	39
36 Dec. 20	vs. VAN	2-1 W(OT)	16-11-9	41
37 Dec. 23	at EDM	1-2 L	16-12-9	41
38 Dec. 27	at LAK	5-5 T	16-12-10	42
39 Dec. 29	vs. WPG	1-2 L(OT)	16-13-10	42
40 Dec. 30	vs. MTL	5-3 W	17-13-10	44
41 Jan. 2	vs. PHI	4-4 T	17-13-11	45
42 Jan. 5	vs. HFD	6-4 W	18-13-11	47
43 Jan. 7	at EDM	3-1 W	19-13-11	49
44 Jan. 9	vs. EDM	2-3 L(OT)	19-14-11	49
45 Jan. 11	vs. BUF	5-3 W	20-14-11	51
46 Jan. 13	at TOR	5-6 L	20-15-11	51
47 Jan. 14	at CHI	6-5 W	21-15-11	53
48 Jan. 16	at STL	2-2 T	22-15-11	55
49 Jan. 18	at BOS	5-2 T	22-15-12	56
50 Jan. 19	at HFD	3-3 T	22-15-13	57
51 Jan. 25	vs. NYR	8-5 W	23-15-13	59
52 Jan. 27	vs. MNS	3-1 W	24-15-13	61
53 Jan. 30	at VAN	7-2 W	25-15-13	63
54 Feb. 1	vs. VAN	4-3 W(OT)	26-15-13	65
55 Feb. 3	at LAK	3-4 L	26-16-13	65
56 Feb. 6	vs. LAK	3-5 L	26-17-13	65
57 Feb. 10	at DET	5-7 L	26-18-13	65
58 Feb. 11	at NYR	5-2 W	27-18-13	67
59 Feb. 13	at NYI	4-2 W	28-18-13	69
60 Feb. 15	at CHI	4-1 W	29-18-13	71
61 Feb. 18	at WPG	1-5 L	29-19-13	71
62 Feb. 20	vs. BOS	3-5 L	29-20-13	71
63 Feb. 22	vs. TOR	12-2 W	30-20-13	73
64 Feb. 25	vs. EDM	4-4 W	31-20-13	75
65 Mar. 1	vs. PHI	2-4 L	31-21-13	75
66 Mar. 3	vs. VAN	5-1 W	32-21-13	77
67 Mar. 5	vs. LAK	5-0 W	33-21-13	79
68 Mar. 7	vs. PIT	6-3 W	34-21-13	81
69 Mar. 9	at VAN	4-4 T	34-21-14	82
70 Mar. 11	at WPG	6-4 W	35-21-14	84
71 Mar. 12	vs. WPG	5-4 W(OT)	36-21-14	86
72 Mar. 15	vs. NJD	5-0 W	37-21-14	88
73 Mar. 17	vs. HFD	5-4 W	38-21-14	90
74 Mar. 19	vs. STL	5-2 W	39-21-14	92
75 Mar. 21	at BUF	4-5 L	39-22-14	92
76 Mar. 24	at PIT	3-3 T	39-22-15	93
77 Mar. 25	at WSH	1-4 L	39-23-15	93
78 Mar. 27	at NYI	4-2 W	40-23-15	95
79 Mar. 30	vs. EDM	6-2 W	41-23-15	97
80 Apr. 1	vs. LAK	8-4 W	42-23-15	99

# 1988-89

DATE	OPP.	RESULT	RECORD	PTS
1 Oct. 6	vs. NYI	4-4 T	0-0-1	1
2 Oct. 8	at LAK	5-6 L(OT)	0-1-1	1
3 Oct. 10	vs. DET	5-2 W	1-1-1	3
4 Oct. 14	vs. EDM	6-1 W	2-1-1	5
5 Oct. 17	vs. LAK	11-4 W	3-1-1	7
6 Oct. 19	vs. MNS	2-1 W	4-1-1	9
7 Oct. 22	at TOR	3-3 T	4-1-2	10
8 Oct. 23	at PHI	5-4 W(OT)	5-1-2	12
9 Oct. 25	at PIT	1-6 L	5-2-3	12
10 Oct. 28	vs. WSH	2-2 T	5-2-3	13
11 Oct. 30	at VAN	1-2 L	5-3-3	13
12 Oct. 31	vs. CHI	6-3 W	6-3-3	15
13 Nov. 3	vs. STL	6-1 W	7-3-3	17
14 Nov. 5	vs. BUF	9-0 W	8-3-3	19
15 Nov. 7	vs. HFD	6-3 W	9-3-3	21
16 Nov. 9	at BUF	2-3 L	9-4-3	21
17 Nov. 10	at PHI	3-2 W(OT)	10-4-3	23
18 Nov. 12	at BOS	2-1 W	11-4-3	25
19 Nov. 15	at NYI	5-1 W	12-4-3	27
20 Nov. 17	at NJD	5-3 W	13-4-3	29
21 Nov. 19	at HFD	5-2 W	14-4-3	31
22 Nov. 23	vs. NJD	3-2 W	15-4-3	33
23 Nov. 26	vs. LAK	4-1 W	16-4-3	35
24 Nov. 29	vs. VAN	3-3 T	16-4-4	36
25 Dec. 1	vs. NYR	6-3 W	17-4-4	38
26 Dec. 2	at EDM	7-4 W	18-4-4	40
27 Dec. 4	at WPG	6-3 W	19-4-4	42
28 Dec. 6	vs. QUE	3-2 W	20-4-4	44
29 Dec. 8	vs. EDM	5-3 W	21-4-4	46
30 Dec. 10	at HFD	1-4 L	21-5-4	46
31 Dec. 12	at TOR	4-4 T	21-5-5	47
32 Dec. 15	vs. VAN	2-0 W	22-5-5	49
33 Dec. 16	at VAN	5-3 W	23-5-5	51
34 Dec. 20	at LAK	3-7 L	23-6-5	51
35 Dec. 23	at EDM	1-4 L	23-7-5	51
36 Dec. 26	at VAN	3-2 W(OT)	24-7-5	53
37 Dec. 29	vs. MTL	3-4 L	24-8-5	53
38 Dec. 31	vs. WPG	4-4 T	24-8-6	54
39 Jan. 3	vs. QUE	5-1 W	25-8-6	56
40 Jan. 5	vs. LAK	8-6 W	26-8-6	58
41 Jan. 7	vs. EDM	7-2 W	27-8-6	60
42 Jan. 8	at EDM	0-6 L	27-9-6	60
43 Jan. 11	vs. WPG	8-3 W	28-9-6	62
44 Jan. 14	at MNS	1-1 T	28-9-7	63
45 Jan. 15	at BUF	2-3 L	28-10-7	63
46 Jan. 17	at DET	7-1 W	29-10-7	65
47 Jan. 19	at BOS	7-2 W	30-10-7	67
48 Jan. 21	at QUE	3-4 L	30-11-7	67
49 Jan. 23	at MTL	3-1 W	31-11-7	69
50 Jan. 26	vs. NYR	5-3 W	32-11-7	71
51 Jan. 28	vs. CHI	5-4 W(OT)	33-11-7	73
52 Jan. 29	at VAN	4-4 T	33-11-8	74
53 Jan. 31	at LAK	8-5 W	34-11-8	76
54 Feb. 2	vs. DET	3-2 W(OT)	35-11-8	78
55 Feb. 4	at VAN	5-2 W	36-11-8	80
56 Feb. 5	vs. VAN	5-4 W	37-11-8	82
57 Feb. 9	at STL	5-3 W	38-11-8	84
58 Feb. 11	at WSH	2-1 W	39-11-8	86
59 Feb. 12	at PIT	4-2 W	40-11-8	88
60 Feb. 15	at WPG	6-1 W	41-11-8	90
61 Feb. 18	vs. BOS	3-4 L	41-12-8	90
62 Feb. 20	vs. WSH	6-2 W	42-12-8	92
63 Feb. 22	vs. TOR	3-4 L(OT)	42-13-8	92
64 Feb. 24	vs. STL	4-3 W	43-13-8	94
65 Feb. 26	at WPG	0-1 L	43-14-8	94
66 Feb. 27	vs. PHI	6-3 W	44-14-8	96
67 Mar. 2	vs. MTL	2-3 L	44-15-8	96
68 Mar. 7	vs. WPG	9-5 W	45-15-8	98
69 Mar. 9	vs. PIT	10-3 W	46-15-8	100
70 Mar. 11	at EDM	5-5 T	46-15-9	101
71 Mar. 13	at NYR	3-4 L	46-16-9	101
72 Mar. 14	at NJD	5-1 W	47-16-9	103
73 Mar. 18	at LAK	9-3 W	48-16-9	105
74 Mar. 21	vs. NYI	4-1 W	49-16-9	107
75 Mar. 23	vs. LAK	4-2 W	50-16-9	109
76 Mar. 24	at WPG	3-4 L(OT)	50-17-9	109
77 Mar. 26	at CHI	7-5 W	51-17-9	111
78 Mar. 27	at MNS	3-2 W	52-17-9	113
79 Mar. 31	vs. WPG	4-1 W	53-17-9	115
80 Apr. 2	vs. EDM	4-2 W	54-17-9	117

# 1987-88

DATE	OPP.	RESULT	RECORD	PTS
1 Oct. 8	vs. DET	5-1 W	1-0-0	2
2 Oct. 10	vs. WPG	1-5 L	1-1-0	2
3 Oct. 12	at WPG	2-3 L	1-2-0	2
4 Oct. 14	at EDM	5-4 W	2-2-0	4
5 Oct. 16	vs. EDM	2-5 L	2-3-0	4
6 Oct. 18	vs. BOS	5-6 L(OT)	2-4-0	4
7 Oct. 20	at NYI	4-5 L	2-5-0	4
8 Oct. 21	at NYR	5-4 W	3-5-0	6
9 Oct. 24	at QUE	7-5 W	4-5-0	8
10 Oct. 26	at MTL	5-3 W	5-5-0	10
11 Oct. 30	at VAN	3-3 T	5-5-1	11
12 Nov. 3	vs. NYR	5-3 W	6-5-1	13
13 Nov. 5	vs. EDM	4-4 T	6-5-2	14
14 Nov. 8	vs. BUF	3-6 L	6-6-2	14
15 Nov. 10	at WPG	3-4 L	6-7-2	14
16 Nov. 11	at MNS	4-3 W	7-7-2	16
17 Nov. 13	vs. LAK	10-7 W	8-7-2	18
18 Nov. 15	vs. VAN	8-4 W	9-7-2	20
19 Nov. 17	vs. BOS	3-6 L	9-8-2	20
20 Nov. 19	vs. QUE	11-8 W	10-8-2	22
21 Nov. 21	vs. PIT	4-4 T	10-8-3	23
22 Nov. 23	vs. NJD	9-2 W	11-8-3	25
23 Nov. 25	at VAN	4-2 W	12-8-3	27
24 Nov. 28	at LAK	8-4 W	13-8-3	29
25 Nov. 30	vs. CHI	4-0 W	14-8-3	31
26 Dec. 3	at TOR	5-3 W	15-8-3	33
27 Dec. 5	vs. MNS	4-4 T	15-8-4	34
28 Dec. 8	at WSH	5-4 W	16-8-4	36
29 Dec. 9	at PIT	2-5 L	16-9-4	36
30 Dec. 11	at NJD	5-1 W	17-9-4	38
31 Dec. 13	at BUF	7-1 W	18-9-4	40
32 Dec. 16	vs. WPG	5-4 W	19-9-4	42
33 Dec. 19	at LAK	4-1 W	20-9-4	44
34 Dec. 20	vs. LAK	3-6 L	20-10-4	44
35 Dec. 22	vs. HFD	6-5 W(OT)	21-10-4	46
36 Dec. 26	vs. EDM	4-5 L	21-11-4	46
37 Dec. 28	vs. MTL	9-3 W	22-11-4	48
38 Dec. 31	vs. PHI	5-4 W	23-11-4	50
39 Jan. 2	at STL	3-5 L	23-11-5	50
40 Jan. 3	at CHI	5-3 W	24-11-5	52
41 Jan. 6	vs. WPG	6-1 W	25-11-5	54
42 Jan. 8	vs. NYI	7-4 W	26-11-5	56
43 Jan. 10	vs. WSH	8-2 W	27-11-5	58
44 Jan. 13	at EDM	3-5 L	27-13-5	58
45 Jan. 15	at VAN	4-4 T	27-13-5	59
46 Jan. 19	vs. VAN	7-5 W	28-13-5	61
47 Jan. 21	at LAK	4-5 L(OT)	28-14-5	61
48 Jan. 23	at DET	4-4 T	28-14-6	62
49 Jan. 25	at TOR	11-3 W	29-14-6	64
50 Jan. 27	vs. HFD	5-1 W	30-14-6	66
51 Jan. 29	at EDM	5-4 W	31-14-6	68
52 Jan. 30	vs. VAN	4-3 W	32-14-6	70
53 Feb. 1	vs. NJD	4-5 L	32-15-6	70
54 Feb. 3	at WPG	0-9 L	32-16-6	70
55 Feb. 5	at DET	1-5 L	32-17-6	70
56 Feb. 7	at LAK	5-2 W	33-17-6	72
57 Feb. 12	at PHI	3-2 W	34-17-6	74
58 Feb. 14	at WSH	4-5 L(OT)	34-18-6	74
59 Feb. 16	at NYI	3-1 L	34-19-6	74
60 Feb. 17	at NYR	3-5 L	34-20-6	74
61 Feb. 20	at STL	6-3 W	35-20-6	76
62 Feb. 21	at CHI	3-3 T	35-20-7	77
63 Feb. 26	at VAN	5-3 W	36-20-7	79
64 Feb. 28	at EDM	3-2 W	37-20-7	81
65 Mar. 3	vs. PHI	6-3 W	38-20-7	83
66 Mar. 5	vs. EDM	7-4 W	39-20-7	85
67 Mar. 7	vs. PIT	4-5 L	39-21-7	85
68 Mar. 9	at WPG	6-1 W	39-21-8	86
69 Mar. 10	vs. WPG	5-3 W	40-21-8	88
70 Mar. 12	vs. BUF	10-0 W	41-21-8	90
71 Mar. 15	at HFD	8-6 W	42-21-8	92
72 Mar. 17	at BOS	7-5 W	43-21-8	94
73 Mar. 19	at QUE	5-4 W(OT)	44-21-8	96
74 Mar. 21	at MTL	3-3 T	44-21-9	97
75 Mar. 24	vs. TOR	7-1 W	45-21-9	99

# 1986-87

DATE	OPP.	RESULT	RECORD	PTS
1 Oct. 9	at BOS	5-3W	1-0-0	2
2 Oct. 11	at HFD	5-6L	1-1-0	2
3 Oct. 12	at BUF	4-2L	2-1-0	4
4 Oct. 16	vs. QUE	2-4L	2-2-0	4
5 Oct. 18	vs. DET	3-5L	2-3-0	4
6 Oct. 22	vs. EDM	6-3W	3-3-0	6
7 Oct. 24	at WPG	2-5L	3-4-0	6
8 Oct. 26	vs. BOS	0-6L	3-5-0	6
9 Oct. 28	at MNS	4-7L	3-6-0	6
10 Oct. 29	at WPG	2-6L	3-7-0	6
11 Nov. 1	vs. WSH	4-1W	4-7-0	8
12 Nov. 3	vs. LAK	4-2W	5-7-0	10
13 Nov. 5	at EDM	3-1W	6-7-0	12
14 Nov. 7	vs. EDM	6-4W	7-7-0	14
15 Nov. 9	vs. MTL	3-0W	8-7-0	16
16 Nov. 11	vs. VAN	5-3W	9-7-0	18
17 Nov. 13	vs. HFD	4-3W	10-7-0	20
18 Nov. 15	at LAK	1-4L	10-8-0	20
19 Nov. 18	at VAN	0-5L	10-9-0	20
20 Nov. 20	vs. PIT	2-5L	10-10-0	20
21 Nov. 22	vs. NYR	8-5W	11-10-0	22
22 Nov. 24	vs. EDM	6-5W	12-10-0	24
23 Nov. 27	vs. WPG	3-4L	12-11-0	24
24 Nov. 29	vs. CHI	5-4W	13-11-0	26
25 Dec. 2	vs. NYI	3-3T	13-11-1	27
26 Dec. 4	vs. CHI	4-1T	14-11-1	29
27 Dec. 6	at QUE	3-2W	15-11-1	31
28 Dec. 8	at MTL	3-5L	15-12-1	33
29 Dec. 10	at PIT	6-4W	16-12-1	33
30 Dec. 11	at PHI	3-5L	16-13-1	33
31 Dec. 13	at LAK	6-3W	17-13-1	35
32 Dec. 16	vs. DET	8-3W	18-13-1	37
33 Dec. 18	vs. QUE	6-2W	19-13-1	39
34 Dec. 20	at VAN	5-3W	20-13-1	41
35 Dec. 22	vs. LAK	3-5L	20-14-1	41
36 Dec. 28	at BUF	4-1W	21-14-1	43
37 Dec. 30	at NJD	4-3W	22-14-1	45
38 Dec. 31	at DET	4-6L	22-15-1	45
39 Jan. 3	at STL	4-7L	22-16-1	45
40 Jan. 4	at CHI	4-1W	23-16-1	47
41 Jan. 8	vs. LAK	5-4W	24-16-1	49
42 Jan. 10	vs. STL	5-2W	25-16-1	51
43 Jan. 11	at EDM	3-5L	25-17-1	51
44 Jan. 14	vs. NYR	5-8L	25-18-1	51
45 Jan. 16	at VAN	5-0L	25-19-1	51
46 Jan. 17	vs. VAN	3-4L	25-20-1	51
47 Jan. 20	at NYI	3-1W	26-20-1	53
48 Jan. 22	at NJD	5-7L	26-21-1	53
49 Jan. 24	at BOS	3-5L	26-22-1	53
50 Jan. 26	at TOR	6-5W(OT)	27-22-1	55
51 Jan. 29	vs. MNS	3-3T	27-22-2	55
52 Jan. 31	vs. NJD	5-3W	28-22-2	58
53 Feb. 3	vs. VAN	2-4L	28-23-2	58
54 Feb. 5	vs. STL	1-2L	28-24-2	58
55 Feb. 7	vs. NYI	4-1W	29-24-2	60
56 Feb. 8	at VAN	3-2W	30-24-2	62
57 Feb. 14	at MNS	3-2W	31-24-2	64
58 Feb. 16	at PHI	5-0W	32-24-2	66
59 Feb. 17	at PIT	3-1W	33-24-2	68
60 Feb. 20	vs. TOR	7-2W	34-24-2	70
61 Feb. 22	vs. WSH	2-5L	34-25-2	70
62 Feb. 24	vs. VAN	2-0W	35-25-2	72
63 Feb. 26	vs. PHI	4-3W	36-25-2	74
64 Feb. 28	vs. WPG	5-3W	37-25-2	76
65 Mar. 1	at WPG	3-6L	37-26-2	76
66 Mar. 5	vs. MTL	2-4L	37-27-2	76
67 Mar. 5	vs. LAK	7-2W	38-27-2	78
68 Mar. 8	at NYR	7-4W	39-27-2	80
69 Mar. 10	at WSH	6-3W	40-27-2	82
70 Mar. 11	at HFD	6-1W	41-27-2	84
71 Mar. 14	at TOR	4-6L	41-28-2	84
72 Mar. 17	vs. BUF	6-2W	42-28-2	86
73 Mar. 19	vs. EDM	5-4W	43-28-2	88
74 Mar. 20	at EDM	6-3W	44-28-2	90
75 Mar. 25	at WPG	1-10L	44-29-2	90
76 Mar. 26	vs. WPG	3-1W	45-29-2	92
77 Mar. 28	at LAK	4-3W	46-29-2	94
78 Mar. 30	at LAK	4-5L	46-30-2	94
79 Apr. 2	at EDM	4-4T	46-30-3	95
80 Apr. 5	vs. WPG	1-3L	46-31-3	95

# 1985-86

DATE	OPP.	RESULT	RECORD	PTS
1 Oct. 11	vs. WPG	8-3W	1-0-0	2
2 Oct. 13	at LAK	9-2W	2-0-0	4
3 Oct. 16	vs. STL	1-2L	2-1-0	4
4 Oct. 19	vs. BOS	3-6L	2-2-0	4
5 Oct. 20	at WPG	5-8L	2-3-0	4
6 Oct. 23	vs. WSH	4-2W	3-3-0	6
7 Oct. 25	at EDM	3-5L	3-4-0	6
8 Oct. 26	vs. DET	7-4W	4-4-0	8
9 Oct. 28	vs. EDM	4-6L	4-5-0	8
10 Oct. 30	vs. BUF	4-2W	5-5-0	10
11 Nov. 2	vs. TOR	4-2W	6-5-0	12
12 Nov. 5	at NYI	4-4T	6-5-1	13
13 Nov. 6	at NJD	5-2W	7-5-1	15
14 Nov. 9	at WSH	5-4W	8-5-1	17
15 Nov. 10	at BUF	1-5L	8-6-1	17
16 Nov. 13	vs. WPG	3-3T	8-6-2	18
17 Nov. 16	vs. NJD	7-2W	9-6-2	20
18 Nov. 17	at WPG	5-4W	10-6-2	22
19 Nov. 19	vs. MNS	3-3T	10-6-3	23
20 Nov. 23	at MTL	3-4L	10-7-3	23
21 Nov. 26	at QUE	3-1W	11-7-3	25
22 Nov. 27	at NYR	5-2W	12-7-3	27
23 Nov. 30	vs. NYI	4-3W	13-7-3	29
24 Dec. 1	at EDM	3-5L	13-8-3	29
25 Dec. 4	vs. HFD	8-5W	14-8-3	31
26 Dec. 6	vs. CHI	5-2W	15-8-3	33
27 Dec. 10	vs. LAK	6-5W	16-8-3	35
28 Dec. 12	vs. LAK	5-0W	17-8-3	37
29 Dec. 14	at VAN	3-4L	17-9-3	37
30 Dec. 17	at PIT	3-4L	17-10-3	37
31 Dec. 18	at HFD	3-4L	17-11-3	37
32 Dec. 20	at STL	2-5L	17-12-3	37
33 Dec. 22	at CHI	4-5L(OT)	17-13-3	37
34 Dec. 28	vs. PHI	5-6L	17-14-3	37
35 Dec. 31	at MNS	3-6L	17-15-3	37
36 Jan. 2	vs. EDM	3-4L	17-16-3	37
37 Jan. 4	vs. MTL	5-6L	17-17-3	37
38 Jan. 5	at EDM	3-6L	17-18-3	37
39 Jan. 7	vs. HFD	1-9L	17-19-3	37
40 Jan. 9	vs. VAN	5-4W(OT)	18-19-3	39
41 Jan. 12	at PHI	0-3L	18-20-3	39
42 Jan. 14	at WSH	4-3W	19-20-3	41
43 Jan. 16	at BOS	2-3L	19-21-3	41
44 Jan. 18	at DET	7-4W	20-21-3	43
45 Jan. 19	at TOR	9-5W	21-21-3	45
46 Jan. 22	vs. NJD	6-6T	21-21-4	46
47 Jan. 25	vs. PIT	5-2W	22-21-4	48
48 Jan. 27	vs. LAK	6-3W	23-21-4	50
49 Jan. 29	at VAN	4-4T	23-21-5	51
50 Jan. 31	at EDM	4-7L	23-22-5	51
51 Feb. 1	vs. EDM	4-4T	23-22-6	52
52 Feb. 6	vs. LAK	7-2W	24-22-6	54
53 Feb. 9	at LAK	7-3W	25-22-6	56
54 Feb. 12	vs. WPG	4-2W	26-22-6	58
55 Feb. 14	vs. BUF	3-3T	26-22-7	59
56 Feb. 16	vs. QUE	3-6L	26-23-7	59
57 Feb. 18	vs. BOS	7-4W	27-23-7	61
58 Feb. 20	vs. TOR	6-7L(OT)	27-24-7	61
59 Feb. 21	at VAN	4-0W	28-24-7	63
60 Feb. 23	at CHI	2-6L	28-25-7	63
61 Feb. 25	at STL	4-1W	29-25-7	65
62 Feb. 27	vs. PHI	7-4W	30-25-7	67
63 Mar. 1	vs. VAN	3-2W	31-25-7	69
64 Mar. 2	at LAK	5-1W	32-25-7	71
65 Mar. 4	vs. PIT	6-3W	33-25-7	73
66 Mar. 6	vs. NYR	2-5L	33-26-7	73
67 Mar. 9	at DET	3-3T	33-26-8	74
68 Mar. 11	at NYI	4-8L	33-27-8	74
69 Mar. 12	at NYR	3-2W	34-27-8	76
70 Mar. 14	at QUE	2-6L	34-28-8	76
71 Mar. 15	at MTL	5-3W	35-28-8	78
72 Mar. 19	vs. MNS	5-6L	35-29-8	78
73 Mar. 21	vs. VAN	5-5T	35-29-9	79
74 Mar. 23	at WPG	7-4W	36-29-9	81
75 Mar. 26	at LAK	3-7L	36-30-9	81
76 Mar. 28	vs. WPG	6-3W	37-30-9	83
77 Mar. 30	at VAN	2-4L	37-31-9	83
78 Apr. 1	vs. VAN	6-5W	38-31-9	85
79 Apr. 4	vs. EDM	9-3W	39-31-9	87
80 Apr. 6	at WPG	6-4W	40-31-9	89

# 1984-85

DATE	OPP.	RESULT	RECORD	PTS
1 Oct. 11	vs. STL	2-4L	0-1-0	0
2 Oct. 13	vs. QUE	7-2W	1-1-0	2
3 Oct. 14	at VAN	7-5W	2-1-0	4
4 Oct. 17	vs. WPG	7-4W	3-1-0	6
5 Oct. 19	vs. BOS	8-2W	4-1-0	8
6 Oct. 21	at EDM	4-6L	4-2-0	8
7 Oct. 23	vs. HFD	9-4W	5-2-0	10
8 Oct. 25	vs. WSH	5-3W	6-2-0	12
9 Oct. 27	at TOR	5-3W	7-2-0	14
10 Oct. 28	at BUF	2-6L	7-3-0	14
11 Oct. 31	at WSH	3-4L(OT)	7-4-0	14
12 Nov. 1	at DET	9-5W	8-4-0	16
13 Nov. 4	at STL	2-5L	8-5-0	16
14 Nov. 7	vs. CHI	3-5L	8-6-0	16
15 Nov. 10	vs. MTL	3-3T	8-6-1	17
16 Nov. 13	at DET	5-4W(OT)	9-6-1	19
17 Nov. 15	vs. EDM	6-2W	10-6-1	21
18 Nov. 16	at WPG	6-2W	11-6-1	23
19 Nov. 19	at LAK	4-5L	11-7-1	23
20 Nov. 21	vs. VAN	6-4W	12-7-1	25
21 Nov. 23	vs. STL	1-3L	12-8-1	25
22 Nov. 25	at VAN	4-2W	13-8-1	27
23 Nov. 28	vs. NYI	5-2W	14-8-1	29
24 Dec. 1	at MNS	8-4W	15-8-1	31
25 Dec. 2	at WPG	6-8L	15-9-1	31
26 Dec. 5	at NYR	4-4T	15-9-2	32
27 Dec. 7	at NJD	3-3T	15-9-3	33
28 Dec. 8	at PIT	4-6L	15-10-3	33
29 Dec. 12	vs. WPG	9-2W	16-10-3	35
30 Dec. 15	at LAK	5-6L	16-11-3	35
31 Dec. 18	vs. LAK	3-6L	16-12-3	35
32 Dec. 20	at VAN	9-1W	17-12-3	37
33 Dec. 22	at EDM	1-7L	17-13-3	37
34 Dec. 23	at VAN	5-4W	18-13-3	39
35 Dec. 26	vs. EDM	5-6L	18-14-3	39
36 Dec. 28	vs. DET	3-4L	18-15-3	39
37 Dec. 30	at CHI	5-2W	19-15-3	41
38 Jan. 1	at WPG	5-3W	20-15-3	43
39 Jan. 3	vs. PHI	4-3W	21-15-3	45
40 Jan. 5	vs. MNS	4-4T	21-15-4	46
41 Jan. 9	vs. LAK	4-4T	21-15-5	47
42 Jan. 11	at QUE	0-4L	21-16-5	47
43 Jan. 13	at PHI	1-7L	21-17-5	47
44 Jan. 15	at HFD	5-2W	22-17-5	49
45 Jan. 17	at BOS	4-3W	23-17-5	51
46 Jan. 21	at VAN	3-3T	23-17-6	52
47 Jan. 23	vs. NJD	6-3W	24-17-6	54
48 Jan. 25	vs. PIT	6-6T	24-17-7	55
49 Jan. 26	vs. VAN	6-2W	25-17-7	57
50 Jan. 28	at EDM	3-4L	25-18-7	57
51 Jan. 29	vs. EDM	2-4L	25-19-7	57
52 Jan. 31	vs. NYR	7-2W	26-19-7	59
53 Feb. 3	at BUF	1-6L	26-20-7	59
54 Feb. 5	at MTL	4-2W	27-20-7	61
55 Feb. 6	at HFD	7-4W	28-20-7	63
56 Feb. 9	vs. BUF	1-6L	28-21-7	63
57 Feb. 14	vs. WSH	3-4L	28-22-7	63
58 Feb. 16	vs. WPG	8-4W	29-22-7	65
59 Feb. 19	at NYI	4-8L	29-23-7	65
60 Feb. 20	at PIT	3-6L	29-24-7	65
61 Feb. 23	at NJD	5-1W	30-24-7	67
62 Feb. 24	at PHI	1-4L	30-25-7	67
63 Feb. 27	vs. NYI	3-1W	31-25-7	69
64 Mar. 1	vs. MTL	6-4W	32-25-7	71
65 Mar. 3	vs. LAK	7-0W	33-25-7	73
66 Mar. 5	vs. EDM	3-5L	33-26-7	73
67 Mar. 7	vs. NYR	11-5W	34-26-7	75
68 Mar. 9	vs. QUE	2-2T	34-26-8	76
69 Mar. 13	at TOR	5-3W	35-26-8	78
70 Mar. 16	at BOS	5-3W	36-26-8	80
71 Mar. 18	at			

**1983-84**

DATE	OPP.	RESULT	RECORD	PTS
1 Oct. 5	at VAN	5-3W	1-0-0	2
2 Oct. 9	at WPG	HIT	1-0-1	3
3 Oct. 12	at MNS	5-7L	1-1-1	3
4 Oct. 15	vs. EDM	3-4L	1-2-1	3
5 Oct. 16	at EDM	1-5L	1-3-1	3
6 Oct. 18	at NYI	4-3W	2-3-1	5
7 Oct. 19	at NYR	1-3L	2-4-1	5
8 Oct. 22	at DET	1-4L	2-5-1	5
9 Oct. 23	at CHI	4-7L	2-6-1	5
10 Oct. 26	vs. STL	5-4W	3-6-1	7
11 Oct. 28	vs. WPG	7-1W	4-6-1	9
12 Oct. 30	vs. VAN	4-3(WOIT)	5-6-1	11
13 Nov. 3	vs. PIT	3-3T	5-6-2	12
14 Nov. 5	vs. TOR	5-3W	6-6-2	14
15 Nov. 8	at PIT	4-4T	6-6-3	15
16 Nov. 9	at NYR	3-4L	6-7-3	15
17 Nov. 12	at N.J.	4-3(WOIT)	7-7-3	17
18 Nov. 13	at BUF	2-1L	7-8-3	17
19 Nov. 17	vs. N.J.	5-4W	8-8-3	19
20 Nov. 19	vs. BUF	2-5L	8-9-3	19
21 Nov. 21	vs. LAK	7-4W	9-9-3	21
22 Nov. 24	vs. WPG	4-4T	9-9-4	22
23 Nov. 26	at LAK	4-1W	10-9-4	24
24 Nov. 29	vs. PHI	5-8L	10-10-4	24
25 Dec. 1	vs. NYI	6-2W	11-10-4	26
26 Dec. 3	at MTL	2-4L	11-11-4	26
27 Dec. 6	at QUE	1-8L	11-12-4	26
28 Dec. 8	at WSH	3-4L	11-13-4	26
29 Dec. 10	at TOR	3-3T	11-13-5	27
30 Dec. 14	vs. QUE	4-2W	12-13-5	29
31 Dec. 16	at VAN	3-5L	12-14-5	29
32 Dec. 19	vs. WPG	7-6W	13-14-5	31
33 Dec. 21	at MTL	1-7L	13-15-5	31
34 Dec. 23	at EDM	5-5T	13-15-6	32
35 Dec. 26	vs. EDM	3-6L	13-16-6	32
36 Dec. 28	vs. BOS	3-5L	13-17-6	32
37 Dec. 30	vs. VAN	5-1W	14-17-6	34
38 Jan. 1	at WPG	3-3T	14-17-7	35
39 Jan. 3	vs. EDM	6-9L	14-18-7	35
40 Jan. 5	vs. MNS	5-4W	15-18-7	37
41 Jan. 7	at LAK	1-7L	15-19-7	37
42 Jan. 11	vs. WPG	9-5W	16-19-7	39
43 Jan. 13	vs. HFD	3-2T	16-19-8	40
44 Jan. 15	vs. WSH	3-2W	17-19-8	42
45 Jan. 17	at STL	2-2T	17-19-9	43
46 Jan. 18	at DET	4-2W	18-19-9	45
47 Jan. 21	at MTL	3-2W	19-19-9	47
48 Jan. 25	vs. N.J.	2-2T	19-19-10	48
49 Jan. 27	vs. LAK	2-2T	19-19-11	49
50 Feb. 2	vs. NYR	8-1W	20-19-11	51
51 Feb. 3	at EDM	5-10L	20-20-11	51
52 Feb. 5	vs. VAN	4-2W	21-20-11	53
53 Feb. 7	at STL	2-1W	22-20-11	55
54 Feb. 8	at WSH	1-6L	22-21-11	55
55 Feb. 11	at HFD	6-3W	23-21-11	57
56 Feb. 12	at CHI	6-4W	24-21-11	59
57 Feb. 16	vs. PIT	10-3W	25-21-11	61
58 Feb. 18	vs. BOS	5-5T	25-21-12	62
59 Feb. 19	at VAN	2-5L	25-22-12	62
60 Feb. 21	vs. TOR	2-2T	25-22-13	63
61 Feb. 23	vs. VAN	3-2(WOIT)	26-22-13	65
62 Feb. 24	at EDM	3-5L	26-23-13	65
63 Feb. 26	at LAK	5-2W	27-23-13	67
64 Feb. 28	vs. LAK	9-1W	28-23-13	69
65 Mar. 1	vs. PHI	5-1W	29-23-13	71
66 Mar. 3	vs. MTL	1-3L	29-24-13	71
67 Mar. 6	at QUE	3-4L	29-25-13	71
68 Mar. 8	at BOS	2-3L	29-26-13	71
69 Mar. 10	at NYI	5-4(WOIT)	30-26-13	73
70 Mar. 11	at PHI	2-3L	30-27-13	73
71 Mar. 14	vs. BUF	2-4L	30-28-13	73
72 Mar. 16	vs. CHI	6-5W	31-28-13	75
73 Mar. 18	at WPG	4-3W	32-28-13	77
74 Mar. 20	vs. HFD	4-1W	33-28-13	79
75 Mar. 22	vs. DET	4-6L	33-29-13	79
76 Mar. 25	at VAN	4-4T	33-29-14	80
77 Mar. 27	vs. EDM	2-9L	33-30-14	80
78 Mar. 29	vs. EDM	3-6L	33-31-14	80
79 Mar. 31	vs. MNS	10-3W	34-31-14	82
80 Apr. 1	at WPG	2-3L	34-32-14	82

**1982-83**

DATE	OPP.	RESULT	RECORD	PTS
1 Oct. 5	at EDM	5-7L	0-1-0	0
2 Oct. 7	vs. NYI	4-5L	0-2-0	0
3 Oct. 9	at LAK	1-3L	0-3-0	0
4 Oct. 12	vs. EDM	9-4W	1-3-0	2
5 Oct. 14	vs. DET	6-4W	2-3-0	4
6 Oct. 16	at MNS	4-8L	2-4-0	4
7 Oct. 17	at WPG	5-5T	2-4-1	5
8 Oct. 19	vs. BOS	1-3L	2-5-1	5
9 Oct. 21	vs. HFD	10-3W	3-5-1	7
10 Oct. 23	at TOR	5-5T	3-5-2	8
11 Oct. 26	at NYI	2-7L	3-6-2	8
12 Oct. 27	at NYR	4-7L	3-7-2	8
13 Oct. 30	at PIT	4-1W	4-7-2	10
14 Nov. 1	at N.J.	6-3W	5-7-2	12
15 Nov. 4	vs. WPG	7-5W	6-7-2	14
16 Nov. 6	vs. NYR	2-2T	6-7-3	15
17 Nov. 7	at WPG	2-5L	6-8-3	15
18 Nov. 9	vs. LAK	5-4W	7-8-3	17
19 Nov. 13	at PIT	3-1W	8-8-3	19
20 Nov. 16	at WSH	3-1L	8-9-3	19
21 Nov. 18	at PHI	2-3L	8-10-3	19
22 Nov. 20	at HFD	4-4T	8-10-4	20
23 Nov. 21	at BOS	1-2L	8-11-4	20
24 Nov. 23	vs. WSH	6-3W	9-11-4	22
25 Nov. 25	vs. QUE	2-3L	9-12-4	22
26 Nov. 27	vs. N.J.	3-4L	9-13-4	22
27 Nov. 29	at MNS	3-3T	9-13-5	23
28 Dec. 1	at LAK	1-4L	9-14-5	23
29 Dec. 3	at VAN	5-4W	10-14-5	25
30 Dec. 4	at EDM	5-7L	10-15-5	25
31 Dec. 7	vs. LAK	4-4T	10-15-6	26
32 Dec. 9	vs. STL	2-7L	10-16-6	26
33 Dec. 10	at WPG	6-4W	11-16-6	28
34 Dec. 12	at DET	3-7L	11-17-6	28
35 Dec. 16	vs. VAN	2-3L	11-18-6	28
36 Dec. 18	vs. MTL	4-5L	11-19-6	28
37 Dec. 21	vs. MNS	6-5W	12-19-6	30
38 Dec. 23	at VAN	6-3W	13-19-6	32
39 Dec. 26	vs. EDM	4-4T	13-19-7	33
40 Dec. 28	vs. CHI	3-2W	14-19-7	35
41 Dec. 30	vs. PHI	3-6L	14-20-7	35
42 Jan. 4	vs. EDM	3-6L	14-21-7	35
43 Jan. 6	vs. WPG	5-1W	15-21-7	37
44 Jan. 8	vs. DET	5-2W	16-21-7	39
45 Jan. 12	at VAN	6-4W	17-21-7	41
46 Jan. 13	vs. VAN	5-2W	18-21-7	43
47 Jan. 15	at QUE	2-7L	18-22-7	43
48 Jan. 18	at MTL	2-7L	18-23-7	43
49 Jan. 20	at PHI	2-5L	18-24-7	43
50 Jan. 22	at STL	7-6W	19-24-7	45
51 Jan. 25	at LAK	8-6W	20-24-7	47
52 Jan. 27	vs. TOR	3-1W	21-24-7	49
53 Jan. 29	at EDM	4-5L	21-25-7	49
54 Feb. 1	vs. NYI	2-2T	21-25-8	50
55 Feb. 3	vs. MTL	7-3W	22-25-8	52
56 Feb. 5	vs. PIT	7-4W	23-25-8	54
57 Feb. 10	vs. QUE	3-3T	23-25-9	55
58 Feb. 12	vs. BUF	4-2W	24-25-9	57
59 Feb. 16	at CHI	3-5L	24-26-9	57
60 Feb. 18	at BUF	1-5L	24-27-9	57
61 Feb. 19	at TOR	3-5L	24-28-9	57
62 Feb. 22	vs. EDM	4-1W	25-28-9	59
63 Feb. 24	vs. WSH	2-4L	25-29-9	59
64 Feb. 26	vs. STL	7-2W	26-29-9	61
65 Feb. 27	at VAN	2-6L	26-30-9	61
66 Mar. 1	vs. NYI	8-1W	27-30-9	63
67 Mar. 5	vs. LAK	4-4T	27-30-10	64
68 Mar. 8	at LAK	4-6L	27-31-10	64
69 Mar. 10	vs. WPG	6-3W	28-31-10	66
70 Mar. 12	vs. NYR	1-4L	28-32-10	66
71 Mar. 14	at N.J.	7-0W	29-32-10	68
72 Mar. 16	at BUF	3-5L	29-33-10	68
73 Mar. 19	at BOS	2-2T	29-33-11	69
74 Mar. 20	at HFD	2-2T	29-33-12	69
75 Mar. 24	vs. CHI	6-5W	30-33-12	72
76 Mar. 26	vs. WPG	2-5L	30-34-12	72
77 Mar. 27	at WPG	4-3W	31-34-12	74
78 Mar. 29	vs. LAK	5-3W	32-34-12	76
79 Mar. 31	vs. VAN	4-4T	32-34-13	77
80 Apr. 3	at EDM	3-3T	32-34-14	78

**1981-82**

DATE	OPP.	RESULT	RECORD	PTS
1 Oct. 8	vs. VAN	HIT	0-0-1	1
2 Oct. 10	at STL	6-4W	1-0-1	3
3 Oct. 11	at CHI	0-3L	1-1-1	3
4 Oct. 13	at LAK	3-4L	1-2-1	3
5 Oct. 15	vs. WPG	4-5L	1-3-1	3
6 Oct. 16	at EDM	4-8L	1-4-1	3
7 Oct. 20	vs. EDM	4-5L	1-5-1	3
8 Oct. 22	vs. PIT	3-3T	1-5-2	4
9 Oct. 24	vs. HFD	7-3W	2-5-2	6
10 Oct. 28	at MNS	1-6L	2-6-2	6
11 Oct. 29	at DET	4-12L	2-7-2	6
12 Nov. 1	at NYR	2-4L	2-8-2	6
13 Nov. 3	at NYI	2-2T	2-8-3	7
14 Nov. 4	at BUF	3-3T	2-8-4	8
15 Nov. 7	at STL	2-4L	2-9-4	8
16 Nov. 8	at CHI	4-10L	2-10-4	8
17 Nov. 10	vs. STL	0-7L	2-11-4	8
18 Nov. 12	vs. QUE	3-2W	3-11-4	10
19 Nov. 15	vs. VAN	4-7L	3-12-4	10
20 Nov. 17	vs. WPG	6-4W	4-12-4	12
21 Nov. 19	vs. LAK	6-3W	5-12-4	14
22 Nov. 21	vs. DET	4-1T	5-12-5	15
23 Nov. 24	vs. CR	9-2W	6-12-5	17
24 Nov. 26	vs. LAK	7-1W	7-12-5	19
25 Nov. 28	vs. CHI	4-4T	7-12-6	20
26 Dec. 2	at WSH	3-9L	7-13-6	20
27 Dec. 3	at PHI	1-6L	7-14-6	20
28 Dec. 5	at MTL	7-4W	8-14-6	22
29 Dec. 8	at QUE	7-4W	9-14-6	24
30 Dec. 12	vs. NYI	3-3T	9-14-7	25
31 Dec. 13	at VAN	7-6W	10-14-7	27
32 Dec. 17	vs. EDM	4-5L	10-15-7	27
33 Dec. 19	vs. CR	5-2W	11-15-7	29
34 Dec. 20	at EDM	7-5W	12-15-7	31
35 Dec. 23	vs. MNS	4-4T	12-15-8	32
36 Dec. 26	at CR	3-6L	12-16-8	32
37 Dec. 28	vs. PHI	4-7L	12-17-8	32
38 Dec. 30	vs. BOS	2-4L	12-18-8	32
39 Jan. 2	at LAK	5-5L	12-18-9	33
40 Jan. 5	vs. CR	5-4W	13-18-9	35
41 Jan. 7	vs. TOR	4-4T	13-18-10	36
42 Jan. 9	at EDM	2-7L	13-19-10	36
43 Jan. 10	at QUE	5-1W	14-19-10	38
44 Jan. 13	at VAN	1-5L	14-20-10	38
45 Jan. 14	vs. LAK	5-2W	15-20-10	40
46 Jan. 16	vs. PIT	4-0W	16-20-10	42
47 Jan. 17	at CR	5-3W	17-20-10	44
48 Jan. 20	at TOR	4-4T	17-20-11	45
49 Jan. 21	at DET	7-1W	18-20-11	47
50 Jan. 23	at MTL	2-6L	18-21-11	47
51 Jan. 25	at BOS	3-3T	18-21-12	48
52 Jan. 27	at HFD	1-3L	18-22-12	48
53 Jan. 30	vs. BUF	3-2W	19-22-12	50
54 Feb. 2	vs. MTL	3-5L	19-23-12	50
55 Feb. 4	vs. NYR	4-4T	19-23-13	51
56 Feb. 5	at WPG	4-6L	19-24-13	51
57 Feb. 7	vs. TOR	8-2W	20-24-13	53
58 Feb. 11	vs. WSH	3-5L	20-25-13	53
59 Feb. 13	vs. BOS	6-3W	21-25-13	55
60 Feb. 16	vs. HFD	7-2W	22-25-13	57
61 Feb. 18	vs. MNS	2-2T	22-25-14	58
62 Feb. 20	at LAK	2-6L	22-26-14	58
63 Feb. 23	at VAN	2-2T	22-26-15	59
64 Feb. 25	vs. VAN	11-4W	23-26-15	61
65 Feb. 27	vs. PHI	8-9L	23-27-15	61
66 Mar. 2	at NYI	3-6L	23-28-15	61
67 Mar. 3	at NYR	2-4L	23-29-15	61
68 Mar. 5	at WSH	6-8L	23-30-15	61
69 Mar. 7	at PIT	4-4T	23-30-16	62
70 Mar. 9	at QUE	9-4W	24-30-16	64
71 Mar. 11</				

# 1980-81

DATE	OPP.	RESULT	RECORD	PTS
1 Oct 9	vs. QUE	5-5T	0-0-1	1
2 Oct 11	at CR	2-6L	0-1-1	1
3 Oct 12	at CHI	3-3T	0-1-2	2
4 Oct 14	vs. LAK	4-2 W	1-1-2	4
5 Oct 16	vs. BOS	2-1W	2-1-2	6
6 Oct 18	vs. MNS	6-2 W	3-1-2	8
7 Oct 22	at EDM	3-5L	3-2-2	8
8 Oct 23	vs. TOR	4-5L	3-3-2	8
9 Oct 25	at PIT	0-2 W	4-3-2	10
10 Oct 28	at PHI	8-2L	4-4-2	10
11 Oct 30	at BOS	3-1W	5-4-2	12
12 Nov 1	at STL	3-2 W	6-4-2	14
13 Nov 2	at MNS	3-8L	6-5-2	14
14 Nov 5	at WPG	5-5T	6-5-3	15
15 Nov 8	vs. STL	4-2 W	7-5-3	17
16 Nov 11	vs. NYP	7-3 W	8-5-3	19
17 Nov 13	vs. CHI	4-4L	8-5-4	20
18 Nov 16	vs. CR	3-4L	8-6-4	20
19 Nov 20	at WSH	2-4L	8-7-4	20
20 Nov 22	at QUE	3-2T	8-7-5	21
21 Nov 25	at MTL	5-4 W	9-7-5	23
22 Nov 27	at BUF	3-6L	9-8-5	23
23 Nov 29	at STL	3-9L	9-9-5	23
24 Nov 30	at WPG	4-1 W	10-9-5	25
25 Dec 4	vs. WPG	3-1 W	11-9-5	27
26 Dec 6	vs. HFD	5-5T	11-10-5	27
27 Dec 8	at LAK	4-2 W	12-10-5	29
28 Dec 11	vs. BUF	8-4 W	13-10-5	31
29 Dec 13	vs. NYI	4-4T	13-10-6	32
30 Dec 18	vs. MTL	0-4L	13-11-6	32
31 Dec 20	vs. PIT	3-3T	13-11-7	33
32 Dec 22	at NYR	3-2T	14-11-7	35
33 Dec 23	at NYI	2-2 W	14-11-8	36
34 Dec 26	at CR	2-5L	14-12-8	36
35 Dec 27	vs. PHI	2-1 W	15-12-8	38
36 Dec 30	vs. EDM	5-3 W	16-12-8	40
37 Jan 2	vs. LAK	7-6 W	17-12-8	42
38 Jan 4	vs. TOR	8-5 W	18-12-8	44
39 Jan 5	at LAK	2-5L	18-13-8	44
40 Jan 8	vs. WSH	6-0 W	19-13-8	46
41 Jan 10	at DET	1-4 L	19-14-8	46
42 Jan 11	at CHI	1-2L	19-15-8	46
43 Jan 13	vs. NYP	4-4T	19-15-9	47
44 Jan 15	vs. DET	10-0 W	20-15-9	49
45 Jan 17	vs. WPG	4-2 W	21-15-9	51
46 Jan 19	at NYR	3-6L	21-16-9	51
47 Jan 20	at NYI	0-5L	21-17-9	51
48 Jan 23	at HFD	4-2 W	22-17-9	53
49 Jan 24	at PIT	4-2 L	22-18-9	53
50 Jan 26	at MNS	2-3L	22-19-9	53
51 Jan 29	vs. MTL	4-4T	22-19-10	54
52 Jan 31	vs. CHI	3-3T	22-19-11	55
53 Feb 1	at VAN	2-6L	22-20-11	55
54 Feb 5	vs. WSH	5-2 W	23-20-11	57
55 Feb 7	vs. PIT	5-4 W	24-20-11	59
56 Feb 8	at EDM	10-4 W	25-20-11	61
57 Feb 12	vs. QUE	5-3 W	26-20-11	63
58 Feb 14	vs. BUF	4-4T	26-20-12	64
59 Feb 17	vs. STL	2-5L	26-21-12	64
60 Feb 19	vs. PHI	5-4 W	27-21-12	66
61 Feb 21	vs. BOS	7-2 W	28-21-12	68
62 Feb 22	at VAN	5-3 W	29-21-12	70
63 Feb 25	vs. NYI	11-4 W	30-21-12	72
64 Feb 27	vs. HFD	5-1 W	31-21-12	74
65 Mar 3	at WSH	6-3 W	32-21-12	76
66 Mar 4	at BUF	0-4L	32-22-12	76
67 Mar 7	at TOR	6-4 W	33-22-12	78
68 Mar 8	at HFD	5-4 W	34-22-12	80
69 Mar 10	vs. VAN	11-2 W	35-22-12	82
70 Mar 12	vs. MNS	6-3 W	36-22-12	84
71 Mar 15	vs. EDM	3-3T	36-23-12	85
72 Mar 19	at DET	6-3 W	37-22-12	87
73 Mar 21	at BOS	3-4L	37-23-12	87
74 Mar 22	at PHI	2-6L	37-24-12	87
75 Mar 25	at QUE	2-4L	37-25-12	87
76 Mar 26	at MTL	2-8L	37-26-12	87
77 Mar 28	at TOR	5-9L	37-27-12	87
78 Mar 31	vs. DET	5-2T	37-27-14	88
79 Apr 2	vs. CR	5-3 W	38-27-14	90
80 Apr 4	vs. VAN	6-5 W	39-27-14	92

# 1979-80

DATE	OPP.	RESULT	RECORD	PTS
1 Oct 10	at QUE	5-3 W	1-0-0	2
2 Oct 11	at MTL	1-3L	1-1-0	2
3 Oct 13	vs. PHI	9-2 W	2-1-0	4
4 Oct 16	at NYI	1-5L	2-2-0	4
5 Oct 18	at PHI	2-6L	2-3-0	4
6 Oct 20	vs. CHI	2-2T	2-3-1	5
7 Oct 23	vs. MTL	3-5L	2-4-1	5
8 Oct 26	vs. EDM	7-3 W	3-4-1	7
9 Oct 27	at STL	3-0 W	4-4-1	9
10 Oct 30	vs. CR	3-1 W	5-4-1	11
11 Nov 2	vs. QUE	4-4T	5-4-2	12
12 Nov 3	at PIT	3-3T	5-4-3	13
13 Nov 6	vs. WPG	8-0 W	6-4-3	15
14 Nov 9	vs. NYI	5-2 W	7-4-3	17
15 Nov 11	at BOS	3-6L	7-5-3	17
16 Nov 13	vs. VAN	3-5L	7-6-3	17
17 Nov 15	at BUF	1-5L	7-7-3	17
18 Nov 16	vs. NYR	4-2 W	8-7-3	19
19 Nov 20	at WSH	4-2 W	9-7-3	21
20 Nov 21	vs. DET	4-1 W	10-7-3	23
21 Nov 23	vs. PIT	4-1 W	11-7-3	25
22 Nov 25	at HFD	2-4L	11-8-3	25
23 Nov 27	vs. TOR	3-5L	11-9-3	25
24 Dec 4	vs. LAK	2-6L	11-10-3	25
25 Dec 5	at BUF	1-6L	11-11-3	25
26 Dec 8	at MNS	1-4L	11-12-3	25
27 Dec 9	at WPG	5-4 W	12-12-3	27
28 Dec 12	at EDM	5-5T	12-12-4	28
29 Dec 14	vs. MNS	3-2 W	13-12-4	30
30 Dec 15	at TOR	1-8L	13-13-4	30
31 Dec 17	vs. STL	1-5L	13-14-4	30
32 Dec 22	at STL	7-3 W	14-14-4	32
33 Dec 26	vs. BOS	3-5L	14-15-4	32
34 Dec 28	vs. PIT	2-4L	14-16-4	32
35 Dec 29	at PIT	2-3L	14-17-4	32
36 Jan 4	vs. DET	3-6L	14-18-4	32
37 Oct 6	at NYR	5-1 W	14-18-5	33
38 Jan 08	vs. WPG	2-0 W	15-18-5	35
39 Jan 11	vs. QUE	4-3 W	16-18-5	37
40 Jan 12	at BOS	3-5L	16-19-5	37
41 Jan 14	at MTL	2-3L	16-20-5	37
42 Jan 16	at VAN	5-3 W	17-20-5	39
43 Jan 17	at CR	4-1 W	18-20-5	41
44 Jan 19	at LAK	4-2 W	19-20-5	43
45 Jan 21	vs. BUF	3-3T	19-20-6	44
46 Jan 22	vs. TOR	2-4L	19-21-6	44
47 Jan 25	vs. CHI	4-4T	19-21-7	45
48 Jan 26	at DET	4-3 W	20-21-7	47
49 Jan 28	at HFD	1-6L	20-22-7	47
50 Jan 30	at QUE	4-1 W	21-22-7	49
51 Feb 1	vs. WSH	4-2 W	22-22-7	51
52 Feb 2	vs. HFD	5-3 W	23-22-7	53
53 Feb 8	at EDM	4-2 W	24-22-7	55
54 Feb 10	at CR	6-1 W	25-22-7	57
55 Feb 13	at DET	2-2T	25-22-8	58
56 Feb 16	at MNS	2-2T	25-22-9	59
57 Feb 17	at CHI	2-3L	25-23-9	59
58 Feb 19	vs. MNS	4-4T	25-23-10	60
59 Feb 21	vs. WSH	3-0 W	26-23-10	62
60 Feb 23	vs. HFD	5-6L	26-24-10	62
61 Feb 26	vs. MTL	3-3T	26-24-11	63
62 Mar 1	vs. CR	4-1 W	27-24-11	65
63 Mar 5	at LAK	3-1 W	28-24-11	67
64 Mar 7	at VAN	9-3 W	29-24-11	69
65 Mar 9	at WPG	5-2 W	30-24-11	71
66 Mar 10	vs. VAN	2-5L	30-25-11	71
67 Mar 13	vs. LAK	2-2T	30-25-12	72
68 Mar 15	vs. PHI	4-3 W	31-25-12	74
69 Mar 17	at TOR	5-1 W	32-25-12	76
70 Mar 18	at NYI	3-6L	32-26-12	76
71 Mar 20	vs. STL	8-4 W	33-26-12	78
72 Mar 22	vs. BOS	2-5L	33-27-12	78
73 Mar 23	at CHI	2-4L	33-28-12	78
74 Mar 25	vs. EDM	4-5L	33-29-12	78
75 Mar 28	vs. NYR	4-2 W	34-29-12	80
76 Mar 30	at PHI	2-4L	34-30-12	80
77 Apr 1	vs. BUF	2-5L	34-31-12	80
78 Apr 2	at NYR	7-3 W	35-31-12	82
79 Apr 4	vs. NYI	3-7L	35-32-12	82
80 Apr 5	at WSH	4-4T	35-32-13	83

# 1978-79

DATE	OPP.	RESULT	RECORD	PTS
1 Oct 11	at CHI	4-4T	0-0-1	1
2 Oct 13	vs. WSH	3-3T	0-0-2	2
3 Oct 14	at WSH	6-3 W	1-0-2	4
4 Oct 17	vs. CR	8-2 W	2-0-2	6
5 Oct 20	vs. MTL	7-5 W	3-0-2	8
6 Oct 22	at PHI	5-2 W	4-0-2	10
7 Oct 24	vs. LAK	7-2 W	5-0-2	12
8 Oct 27	vs. NYI	8-5 W	6-0-2	14
9 Oct 28	at PIT	4-2 W	7-0-2	16
10 Oct 31	at STL	5-2 W	8-0-2	18
11 Nov 1	vs. PHI	3-0 W	9-0-2	20
12 Nov 3	vs. PIT	2-0 W	10-0-2	22
13 Nov 4	at MTL	2-4L	10-1-2	22
14 Nov 7	vs. VAN	4-2 W	11-1-2	24
15 Nov 10	vs. CHI	5-2 W	12-1-2	26
16 Nov 11	at NYI	2-4L	12-2-2	26
17 Nov 14	at WSH	7-8L	12-3-2	26
18 Nov 15	vs. DET	5-3 W	13-3-2	28
19 Nov 17	vs. BOS	2-6L	13-4-2	28
20 Nov 19	at NYR	3-1 W	14-4-2	30
21 Nov 21	vs. TOR	3-4L	14-5-2	30
22 Nov 24	vs. STL	4-1 W	15-5-2	32
23 Nov 26	at BOS	2-4L	15-6-2	32
24 Nov 29	vs. NYR	3-5L	15-7-2	32
25 Dec 1	vs. MNS	3-4L	15-8-2	32
26 Dec 2	at MNS	3-5L	15-9-2	32
27 Dec 5	at VAN	0-3L	15-10-2	32
28 Dec 8	at CR	4-3L	16-10-2	34
29 Dec 9	at LAK	1-5L	16-11-2	34
30 Dec 13	at DET	5-5T	16-11-3	35
31 Dec 14	vs. CR	5-3 W	17-11-3	37
32 Dec 16	vs. PHI	7-2 W	18-11-3	39
33 Dec 19	at STL	4-7L	18-12-3	39
34 Dec 21	at BUF	4-5L	18-13-3	39
35 Dec 22	vs. TOR	3-1 W	19-13-3	41
36 Dec 26	vs. NYR	3-5L	19-14-3	41
37 Dec 28	vs. NYI	4-1 L	19-15-3	41
38 Dec 30	at NYI	2-4L	19-16-3	41
39 Dec 31	at NYR	6-5 W	20-16-3	43
40 Jan 3	at TOR	4-1 W	21-16-3	45
41 Jan 5	vs. PIT	3-3T	21-16-4	46
42 Jan 9	vs. BUF	5-3 W	22-16-4	48
43 Jan 12	vs. NYI	1-4L	22-17-4	48
44 Jan 14	vs. NYR	4-6L	22-18-4	48
45 Jan 16	vs. PHI	5-0 W	23-18-4	50
46 Jan 19	vs. CHI	6-1 W	24-18-4	52
47 Jan 20	at DET	4-3 W	25-18-4	54
48 Jan 22	at BOS	1-3L	25-19-4	54
49 Jan 25	at MTL	0-6L	25-20-4	54
50 Jan 26	vs. TOR	4-2 W	26-20-4	56
51 Jan 28	vs. DET	7-2 W	27-20-4	58
52 Jan 31	at BUF	5-2 W	28-20-4	60
53 Feb 1	vs. VAN	4-1 W	29-20-4	62
54 Feb 3	vs. CHI	2-4L	29-21-4	62
55 Feb 4	at PHI	4-7L	29-22-4	62
56 Feb 14	at CHI	4-4T	29-22-5	63
57 Feb 17	at CR	5-1 W	30-22-5	65
58 Feb 18	at STL	6-4 W	31-22-5	67
59 Feb 20	vs. WSH	5-3 W	32-22-5	69
60 Feb 23	vs. MNS	2-2T	32-22-6	70
61 Feb 24	at MNS	6-3 W	33-22-6	72
62 Feb 28	at TOR	6-4 W	34-22-6	74
63 Mar 2	vs. NYI	3-2 W	35-22-6	76
64 Mar 3	at NYI	2-4L	35-23-6	76
65 Mar 8	vs. BOS	7-5 W	36-23-6	78
66 Mar 10	vs. BUF	5-5T	36-23-7	79
67 Mar 11	at BUF	4-9L	36-24-7	79
68 Mar 14	at NYR	6-4 W	37-24-7	81
69 Mar 15	at PHI	4-5L	37-25-7	81
70 Mar 18	at VAN	1-2L	37-26-7	81
71 Mar 20	at LAK	3-4L	37-27-7	81
72 Mar 23	vs. PHI	1-4L	37-28-7	81
73 Mar 25	vs. STL	8-2 W	38-28-7	83
74 Mar 27	vs. MTL	4-6L	38-29-7	83
75 Mar 30	vs. LAK	5-3 W	39-29-7	85
76 Apr 1	at PIT	7-2 W	40-29-7	87
77 Apr 3	at NYI	2-3L	40-30-7	87
78 Apr 4	at NYR	3-3T	40-30-8	88
79 Apr 6	vs. NYR	9-2 W	41-30-8	90
80 Apr 8	at PHI	2-4L	41-31-8	90



# 1977-78

DATE	OPP.	RESULT	RECORD	PTS
1 Oct.13	at BOS	2-2T	0-0-1	3
2 Oct.15	vs. STL	3-1W	1-0-1	3
3 Oct.19	vs. MNS	5-1W	2-0-1	5
4 Oct.21	vs. NYI	3-3T	2-0-2	6
5 Oct.22	at PIT	2-5L	2-1-2	6
6 Oct.25	at STL	2-2T	2-1-3	7
7 Oct.26	vs. WSH	2-6L	2-2-3	7
8 Oct.29	vs. NYR	4-3W	3-2-3	9
9 Nov.1	at NYI	0-9L	3-3-3	9
10 Nov.2	at MTL	2-2T	3-3-4	10
11 Nov.4	vs. PIT	5-2W	4-3-4	12
12 Nov.6	at CHI	3-3T	4-3-5	13
13 Nov.9	vs. TOR	0-4L	4-4-5	13
14 Nov.12	vs. BOS	3-6L	4-5-5	13
15 Nov.13	at NYR	5-2W	5-5-5	15
16 Nov.16	vs. BUF	2-6L	5-6-5	15
17 Nov.18	vs. DET	5-3W	6-6-5	17
18 Nov.20	at PHI	0-4L	6-7-5	17
19 Nov.22	vs. MNS	4-2W	7-7-5	19
20 Nov.23	at WSH	2-2T	7-7-6	20
21 Nov.26	vs. LAK	4-4T	7-7-7	21
22 Nov.29	at MMS	3-4L	7-8-7	21
23 Dec.2	at VAN	2-3L	7-9-7	21
24 Dec.3	at LAK	1-4L	7-10-7	21
25 Dec.5	at MTL	2-2T	7-10-8	22
26 Dec.7	vs. VAN	2-2T	7-10-9	23
27 Dec.10	vs. WSH	5-1W	8-10-9	25
28 Dec.11	at PIT	5-1W	9-10-9	27
29 Dec.15	vs. CLE	3-6L	9-11-9	27
30 Dec.17	vs. PHI	3-4L	9-12-9	27
31 Dec.17	at CHI	0-3L	9-13-9	27
32 Dec.20	at VAN	2-2T	9-13-10	28
33 Dec.23	at CR	6-2W	10-13-10	30
34 Dec.27	vs. CHI	2-4L	10-14-10	30
35 Dec.29	vs. STL	5-4W	11-14-10	32
36 Dec.31	at TOR	3-0W	12-14-10	34
37 Jan.1	at BUF	2-2T	12-14-11	35
38 Jan.4	vs. MTL	1-4L	12-15-11	35
39 Jan.6	vs. PHI	5-3W	13-15-11	37
40 Jan.9	at TOR	5-2W	14-15-11	39
41 Jan.11	vs. CR	4-2W	15-15-11	41
42 Jan.14	vs. LAK	4-8L	15-16-11	41
43 Jan.16	at PHI	3-5L	15-17-11	41
44 Jan.18	vs. PIT	1-0W	16-17-11	43
45 Jan.20	vs. NYR	5-3W	17-17-11	45
46 Jan.22	at MMS	4-3W	18-17-11	47
47 Jan.26	vs. MTL	2-5L	18-18-11	47
48 Jan.28	vs. TOR	5-7L	18-19-11	47
49 Jan.29	at CLE	6-2W	19-19-11	49
50 Jan.31	vs. MNS	7-4W	20-19-11	51
51 Feb.2	vs. NYI	2-5L	20-20-11	51
52 Feb.4	vs. CLE	2-2T	20-20-12	52
53 Feb.7	at VAN	4-2W	21-20-12	54
54 Feb.9	at LAK	4-2W	22-20-12	56
55 Feb.10	at CR	2-3L	22-21-12	56
56 Feb.12	at CHI	2-2T	22-21-13	57
57 Feb.15	at CLE	5-5T	22-21-14	58
58 Feb.16	at DET	3-5L	22-22-14	58
59 Feb.18	at NYI	3-3T	22-22-15	59
60 Feb.22	vs. NYI	3-3T	22-22-16	60
61 Feb.25	vs. DET	2-2T	22-22-17	61
62 Feb.27	at NYR	5-2W	23-22-17	63
63 Mar.1	vs. BUF	3-4L	23-23-17	63
64 Mar.2	at BOS	3-4L	23-24-17	63
65 Mar.4	vs. CLE	9-3W	24-24-17	65
66 Mar.7	at PHI	3-5L	24-25-17	65
67 Mar.8	vs. VAN	8-3W	25-25-17	67
68 Mar.11	vs. CHI	4-1W	26-25-17	69
69 Mar.14	at CR	4-4T	26-25-18	70
70 Mar.15	at STL	6-2W	27-25-18	72
71 Mar.18	at NYI	5-2W	28-25-18	74
72 Mar.22	at DET	1-4L	28-26-18	74
73 Mar.23	vs. STL	5-3W	29-26-18	76
74 Mar.25	vs. BOS	6-3W	30-26-18	78
75 Mar.29	vs. NYR	7-4W	31-26-18	80
76 Apr.1	vs. NYI	6-0W	32-26-18	82
77 Apr.2	at BUF	4-2W	33-26-18	84
78 Apr.5	at NYR	4-2W	34-26-18	86
79 Apr.8	vs. PHI	1-1T	34-26-19	87
80 Apr.9	at WSH	2-4L	34-27-19	87

# 1976-77

DATE	OPP.	RESULT	RECORD	PTS
1 Oct.5	at WSH	5-6L	0-1-0	0
2 Oct.7	vs. LAK	4-2W	1-1-0	2
3 Oct.9	vs. PHI	4-3W	2-1-0	4
4 Oct.12	at NYI	0-7L	2-2-0	4
5 Oct.13	at CLE	4-2W	3-2-0	6
6 Oct.15	vs. PIT	2-1W	4-2-0	8
7 Oct.17	at BUF	6-5W	5-2-0	10
8 Oct.20	at MNS	3-4L	5-3-0	10
9 Oct.22	vs. VAN	3-5L	5-4-0	10
10 Oct.24	at PIT	3-2T	5-4-1	11
11 Oct.27	at CR	2-4L	5-5-1	11
12 Oct.28	at LAK	1-5L	5-6-1	11
13 Oct.30	at VAN	3-3T	5-6-2	12
14 Nov.3	vs. WSH	7-0W	6-6-2	14
15 Nov.5	vs. TOR	2-4L	6-7-2	14
16 Nov.7	at DET	0-0T	6-7-3	15
17 Nov.10	vs. MTL	2-2T	6-7-4	16
18 Nov.12	vs. CLE	3-3T	6-7-5	17
19 Nov.13	at STL	5-3W	7-7-5	19
20 Nov.17	vs. CR	6-3W	8-7-5	21
21 Nov.19	vs. CHI	5-3W	9-7-5	23
22 Nov.21	at PHI	5-6L	9-8-5	23
23 Nov.24	vs. WSH	6-2W	10-8-5	25
24 Nov.26	vs. STL	5-2W	11-8-5	27
25 Nov.30	vs. NYR	2-2T	11-8-6	28
26 Dec.3	vs. BOS	3-1W	12-8-6	30
27 Dec.4	at STL	1-0W	13-8-6	32
28 Dec.8	at MNS	5-0W	14-8-6	34
29 Dec.10	vs. MNS	3-3T	15-8-6	35
30 Dec.11	vs. CHI	3-1W	15-8-7	37
31 Dec.15	vs. LAK	1-3L	15-9-7	37
32 Dec.17	vs. NYI	2-4L	15-10-7	37
33 Dec.18	at DET	3-6L	15-11-7	37
34 Dec.20	at TOR	2-6L	15-12-7	37
35 Dec.22	vs. STL	5-2W	16-12-7	39
36 Dec.27	vs. CR	6-2W	17-12-7	41
37 Dec.29	vs. BUF	3-6T	17-13-7	41
38 Dec.31	at NYR	4-2W	18-13-7	43
39 Jan.2	at MTL	0-7L	18-14-7	43
40 Jan.5	vs. VAN	4-1W	19-14-7	45
41 Jan.7	vs. NYI	4-5L	19-15-7	45
42 Jan.8	at NYI	3-6L	19-16-7	45
43 Jan.12	vs. NYR	6-1W	20-16-7	47
44 Jan.14	vs. STL	3-2W	21-16-7	49
45 Jan.16	at PIT	6-5W	22-16-7	51
46 Jan.20	at MNS	4-4T	22-16-8	52
47 Jan.22	vs. PHI	4-4T	22-16-9	53
48 Jan.23	at BOS	0-3L	22-17-9	53
49 Jan.27	at BUF	1-1T	22-17-10	54
50 Jan.28	vs. CR	3-3T	22-17-11	55
51 Jan.31	vs. TOR	7-3W	23-17-11	57
52 Feb.2	at CHI	2-4L	23-18-11	57
53 Feb.4	vs. BOS	6-3W	24-18-11	59
54 Feb.7	at PHI	4-7L	24-19-11	59
55 Feb.9	at TOR	1-5L	24-20-11	59
56 Feb.12	at STL	1-3L	24-21-11	59
57 Feb.13	at CHI	2-4L	24-22-11	59
58 Feb.17	at LAK	4-3W	25-22-11	61
59 Feb.19	at VAN	1-5L	25-23-11	61
60 Feb.21	at MTL	2-3L	25-24-11	61
61 Feb.23	vs. MTL	2-4L	25-25-11	61
62 Feb.25	vs. MNS	6-2W	26-25-11	63
63 Feb.26	at NYI	2-8L	26-26-11	63
64 Mar.2	vs. VAN	1-2L	26-27-11	63
65 Mar.5	vs. CLE	1-2L	26-28-11	63
66 Mar.6	at WSH	4-2W	27-28-11	65
67 Mar.8	at BOS	2-3L	27-29-11	65
68 Mar.9	vs. NYI	2-6L	27-30-11	65
69 Mar.12	vs. NYR	6-3W	28-30-11	67
70 Mar.13	at NYR	5-3W	29-30-11	69
71 Mar.15	vs. PIT	7-3W	30-30-11	71
72 Mar.17	at PHI	4-1W	31-30-11	73
73 Mar.19	at TOR	4-5L	31-31-11	73
74 Mar.20	at CLE	4-5L	31-32-11	73
75 Mar.22	vs. BUF	3-6L	31-33-11	73
76 Mar.24	vs. DET	3-1L	32-33-11	75
77 Mar.26	at CR	2-1W	33-33-11	77
78 Mar.30	at NYR	3-4L	33-34-11	77
79 Apr.1	vs. CHI	6-4W	34-34-11	79
80 Apr.3	vs. PHI	3-3T	34-34-12	80

# 1975-76

DATE	OPP.	RESULT	RECORD	PTS
1 Oct.8	vs. CAL	3-4L	0-1-0	0
2 Oct.10	vs. NYR	1-2L	0-2-0	0
3 Oct.15	at NYR	1-3L	0-3-0	0
4 Oct.17	at NYI	0-2L	0-4-0	0
5 Oct.18	at KC	5-3W	1-4-0	2
6 Oct.22	vs. STL	1-1T	1-4-1	3
7 Oct.24	vs. LAK	7-1W	2-4-1	5
8 Oct.25	at STL	3-7L	2-5-1	5
9 Oct.28	at VAN	3-2W	3-5-1	7
10 Oct.31	at CAL	2-0W	4-5-1	9
11 Nov.1	at LAK	1-3L	4-6-1	9
12 Nov.5	vs. MTL	1-3L	4-7-1	9
13 Nov.7	vs. MNS	3-2W	5-7-1	11
14 Nov.9	at DET	3-6L	5-8-1	11
15 Nov.12	vs. KC	2-1W	6-8-1	13
16 Nov.14	at WSH	4-1W	7-8-1	15
17 Nov.15	vs. BOS	3-5L	7-9-1	15
18 Nov.18	vs. VAN	2-2T	7-9-2	16
19 Nov.21	vs. PIT	1-4L	7-10-2	16
20 Nov.22	at MNS	6-3W	8-10-2	18
21 Nov.25	vs. MTL	0-4L	8-11-2	18
22 Nov.26	at PHI	3-7L	8-12-2	18
23 Nov.28	vs. TOR	6-3W	9-12-2	20
24 Nov.30	at CAL	4-1W	10-12-2	22
25 Dec.2	at LAK	3-5L	10-13-2	22
26 Dec.5	at VAN	6-2W	11-13-2	24
27 Dec.7	at CHI	2-0W	12-13-2	26
28 Dec.9	vs. WSH	7-1W	13-13-2	28
29 Dec.12	vs. NYI	3-3T	13-13-3	29
30 Dec.14	at BUF	7-4W	14-13-3	31
31 Dec.16	at KC	3-1W	15-13-3	33
32 Dec.17	at MNS	2-3L	15-14-3	33
33 Dec.19	vs. NYR	8-3W	16-14-3	35
34 Dec.21	at BOS	2-1W	17-14-3	37
35 Dec.23	vs. PIT	2-2T	17-14-4	38
36 Dec.26	vs. PIT	4-3W	18-14-4	40
37 Dec.27	at PIT	2-3L	18-15-4	40
38 Dec.29	at TOR	2-6L	18-16-4	40
39 Dec.31	at NYR	8-1W	19-16-4	42
40 Jan.2	vs. STL	7-1W	20-16-4	44
41 Jan.3	at KC	6-4W	21-16-4	46
42 Jan.6	vs. DET	4-3W	22-16-4	48
43 Jan.9	vs. CHI	11-1T	22-16-5	49
44 Jan.11	vs. VAN	5-2W	23-16-5	51
45 Jan.13	vs. LAK	0-3L	23-17-5	51
46 Jan.15	vs. STL	5-5L	23-18-5	51
47 Jan.17	at NYI	2-2T	23-18-6	52
48 Jan.18	at MTL	2-4L	23-19-6	52
49 Jan.22	at PHI	2-7L	23-20-6	52
50 Jan.23	vs. BUF	3-3T	23-20-7	53
51 Jan.27	vs. PHI	8-4W	24-20-7	55
52 Jan.28	at CHI	3-7L	24-21-7	55
53 Jan.30	vs. BOS	2-4L	24-22-7	55
54 Feb.1	at BOS	3-5L	24-23-7	55
55 Feb.3	at NYI	2-2T	24-23-8	56
56 Feb.4	vs. CAL	4-1W	25-23-8	58
57 Feb.6	vs. CHI	1-2L	25-24-8	58
58 Feb.11	vs. TOR	5-2W	26-24-8	60
59 Feb.13	at BUF	2-3L	26-25-8	60
60 Feb.14	at STL	3-5L	26-26-8	60
61 Feb.19	at BUF	1-3L	26-27-8	60
62 Feb.20	at KC	3-1W	27-27-8	62
63 Feb.23	at TOR	1-7L	27-28-8	62
64 Feb.25	at PIT	3-3T	27-28-9	63
65 Feb.28	at MTL	2-3L	27-29-9	63
66 Mar.3	vs. DET	3-3L	27-30-9	63
67 Mar.5	vs. NYR	8-3W	28-30-9	65
68 Mar.7	at NYR	6-6T	28-30-10	66
69 Mar.9	vs. BOS	9-0W	29-30-10	68
70 Mar.10	at MNS	4-1W	30-30-10	70
71 Mar.12	vs. WSH	4-1W	31-30-10	72
72 Mar.14	at PHI	1-6L	31-31-10	72
73 Mar.16	vs. PHI	2-4L	31-32-10	72
74 Mar.19	vs. VAN	2-2T	31-32-11	73
75 Mar.2				

### 1974-75

DATE	OPP.	RESULT	RECORD	PTS
1 Oct. 9	at VAN	3-3T	0-0-1	1
2 Oct. 11	at CAL	0-3L	0-1-1	1
3 Oct. 13	at CHI	4-3W	1-1-1	3
4 Oct. 16	at DET	2-4L	1-2-1	3
5 Oct. 18	vs. KC	4-2W	2-2-1	5
6 Oct. 20	vs. PIT	5-1W	3-2-1	7
7 Oct. 22	at NYI	1-2L	3-3-1	7
8 Oct. 23	vs. DET	10-1W	4-3-1	9
9 Oct. 25	vs. MNS	2-2T	4-3-2	10
10 Oct. 27	at NYR	1-4L	4-4-2	10
11 Oct. 30	vs. CAL	4-1W	5-4-2	12
12 Nov. 1	vs. TOR	5-2W	6-4-2	14
13 Nov. 2	at STL	0-9L	6-5-4	14
14 Nov. 6	vs. NYI	2-1W	7-5-2	16
15 Nov. 8	vs. CHI	2-0W	8-5-2	18
16 Nov. 10	at BOS	3-4L	8-6-2	18
17 Nov. 12	at WSH	4-2T	8-6-3	19
18 Nov. 13	vs. WSH	4-3W	9-6-3	21
19 Nov. 15	vs. PHI	2-2T	9-6-4	22
20 Nov. 17	at BUF	0-4L	9-7-4	22
21 Nov. 20	at KC	1-0W	10-7-4	24
22 Nov. 22	vs. BUF	4-4W	10-7-5	25
23 Nov. 24	at PHI	4-3W	11-7-5	27
24 Nov. 27	vs. KC	4-2W	12-7-5	29
25 Nov. 29	vs. NYR	3-2W	13-7-5	31
26 Dec. 2	at MTL	0-2L	13-8-5	31
27 Dec. 4	at CAL	1-3L	13-9-5	31
28 Dec. 6	at VAN	5-7L	13-10-5	31
29 Dec. 7	at LAK	2-6L	13-11-5	31
30 Dec. 11	vs. CHI	2-5L	13-12-5	31
31 Dec. 13	vs. STL	2-3L	13-13-5	31
32 Dec. 14	at TOR	2-4L	13-14-5	31
33 Dec. 17	at BOS	3-5L	13-15-5	31
34 Dec. 20	vs. STL	6-2W	14-15-5	33
35 Dec. 22	at NYR	4-3W	15-15-5	35
36 Dec. 26	vs. NYI	2-1W	16-15-5	37
37 Dec. 28	at PIT	3-3T	16-15-6	38
38 Jan. 2	vs. MTL	1-1T	16-15-7	39
39 Jan. 4	at STL	4-1W	17-15-7	41
40 Jan. 5	vs. WSH	3-0W	18-15-7	43
41 Jan. 8	vs. CAL	3-2W	19-15-7	45
42 Jan. 10	vs. PIT	3-3T	19-15-8	46
43 Jan. 11	at NYI	2-2T	19-15-9	47
44 Jan. 15	at PIT	5-5L	19-16-9	47
45 Jan. 17	vs. LAK	3-0W	20-16-9	49
46 Jan. 18	at PHI	1-4L	20-17-9	49
47 Jan. 23	at NYR	2-5L	20-18-9	49
48 Jan. 24	vs. VAN	1-4L	20-19-9	49
49 Jan. 26	at BUF	4-3W	21-19-9	51
50 Jan. 29	at KC	4-4T	21-19-10	52
51 Jan. 31	vs. STL	2-4L	21-20-10	52
52 Feb. 2	at MNS	5-3W	22-20-10	54
53 Feb. 5	vs. BOS	3-3T	22-20-11	55
54 Feb. 7	vs. LAK	3-1W	23-20-11	57
55 Feb. 9	vs. MNS	2-3L	23-21-11	57
56 Feb. 12	at LAK	2-2T	23-21-12	58
57 Feb. 15	at VAN	3-3T	23-21-13	59
58 Feb. 19	at MNS	4-2W	24-21-13	61
59 Feb. 22	at DET	3-4L	24-22-13	61
60 Feb. 23	at CHI	0-4L	24-23-13	61
61 Feb. 26	vs. PHI	7-4W	25-23-13	63
62 Feb. 28	vs. CHI	3-4L	25-24-13	63
63 Mar. 2	vs. KC	4-0W	26-24-13	65
64 Mar. 5	vs. MTL	3-4L	26-25-13	65
65 Mar. 7	vs. BOS	2-4L	26-26-13	65
66 Mar. 9	at BOS	2-5L	26-27-13	65
67 Mar. 11	at STL	0-3L	26-28-13	65
68 Mar. 12	vs. MNS	9-4W	27-28-13	67
69 Mar. 14	vs. NYR	1-0W	28-28-13	69
70 Mar. 17	at MTL	1-5L	28-29-13	69
71 Mar. 19	vs. TOR	8-7W	29-29-13	71
72 Mar. 21	vs. VAN	12-4W	30-29-13	73
73 Mar. 23	at WSH	5-0W	31-29-13	75
74 Mar. 26	vs. DET	5-3W	32-29-13	77
75 Mar. 28	vs. BUF	3-2W	33-29-13	79
76 Mar. 30	vs. NYI	2-2T	33-30-13	80
77 Apr. 1	at NYI	2-2T	33-29-15	81
78 Apr. 2	at TOR	3-0W	34-29-15	83
79 Apr. 4	vs. NYR	2-3L	34-30-15	83
80 Apr. 6	at PHI	2-6L	34-31-15	83

### 1973-74

DATE	OPP.	RESULT	RECORD	PTS
1 Oct. 10	vs. NYI	1-1T	0-0-1	1
2 Oct. 12	vs. PIT	3-4L	0-1-1	1
3 Oct. 13	at STL	1-0W	1-1-1	3
4 Oct. 17	vs. BOS	4-3W	2-1-1	5
5 Oct. 20	at MTL	4-2W	3-1-1	7
6 Oct. 23	at VAN	0-3L	3-2-1	7
7 Oct. 24	at LAK	4-6L	3-3-1	7
8 Oct. 26	at CAL	3-1W	4-3-1	9
9 Nov. 1	vs. CAL	7-2W	5-3-1	11
10 Nov. 3	at PHI	2-1W	6-3-1	13
11 Nov. 4	vs. DET	2-0W	7-3-1	15
12 Nov. 7	vs. STL	2-2T	7-3-2	16
13 Nov. 9	vs. NYR	3-3T	7-3-3	17
14 Nov. 10	at PIT	4-4T	7-3-4	18
15 Nov. 14	vs. BUF	1-3L	7-4-4	18
16 Nov. 16	vs. CHI	1-6L	7-5-4	18
17 Nov. 18	at BOS	2-5L	7-6-4	18
18 Nov. 21	vs. BUF	3-2W	8-6-4	20
19 Nov. 23	vs. VAN	4-1W	9-6-4	22
20 Nov. 25	at BUF	4-3W	10-6-4	24
21 Nov. 27	at NYI	2-4L	10-7-4	24
22 Nov. 29	vs. DET	4-3W	11-7-4	26
23 Dec. 1	at PIT	2-2T	11-7-5	27
24 Dec. 2	vs. MTL	1-3L	11-8-5	27
25 Dec. 5	at CAL	3-3T	11-8-6	28
26 Dec. 7	at VAN	2-0W	12-8-6	30
27 Dec. 8	at LAK	0-3L	12-9-6	30
28 Dec. 13	vs. TOR	1-6L	12-10-6	30
29 Dec. 15	at PHI	3-2W	13-10-6	32
30 Dec. 16	vs. PIT	1-2L	13-11-6	32
31 Dec. 19	at MNS	2-4L	13-12-6	32
32 Dec. 21	vs. STL	1-2L	13-13-6	32
33 Dec. 23	vs. NYR	3-1W	14-13-6	34
34 Dec. 27	vs. LAK	6-4W	15-13-6	36
35 Dec. 29	at TOR	3-3W	15-13-7	37
36 Dec. 30	at DET	2-4L	15-14-7	37
37 Jan. 3	vs. CHI	3-2W	16-14-7	39
38 Jan. 6	at NYR	2-5L	16-15-7	39
39 Jan. 7	at TOR	2-6L	16-16-7	39
40 Jan. 9	vs. BUF	3-0W	17-16-7	41
41 Jan. 11	vs. PHI	6-7L	17-17-7	41
42 Jan. 13	at PHI	0-1L	17-18-7	41
43 Jan. 15	at NYI	3-4L	17-19-7	41
44 Jan. 18	vs. CAL	6-2W	18-19-7	43
45 Jan. 20	vs. STL	1-3L	18-20-7	43
46 Jan. 23	at NYR	1-4L	18-21-7	43
47 Jan. 25	vs. DET	2-2T	18-21-8	44
48 Jan. 27	vs. TOR	2-5L	18-22-8	44
49 Jan. 31	at BOS	2-4L	18-23-8	44
50 Feb. 1	vs. MTL	5-3W	19-23-8	46
51 Feb. 3	vs. PHI	2-2T	19-23-9	47
52 Feb. 6	at CHI	1-1T	19-23-10	48
53 Feb. 8	vs. CHI	1-3L	19-24-10	48
54 Feb. 10	vs. LAK	3-6L	19-25-10	48
55 Feb. 12	at NYI	4-1W	20-25-10	50
56 Feb. 13	at MTL	3-2W	21-25-10	52
57 Feb. 16	at TOR	2-7L	21-26-10	52
58 Feb. 19	at STL	1-7L	21-27-10	52
59 Feb. 21	at BUF	4-4T	21-27-11	53
60 Feb. 23	at MNS	5-3W	22-27-11	55
61 Feb. 26	vs. MTL	5-6L	22-28-11	55
62 Feb. 28	vs. LAK	1-3L	22-29-11	55
63 Mar. 3	vs. VAN	5-3W	23-29-11	57
64 Mar. 5	vs. BOS	4-1W	24-29-11	59
65 Mar. 8	at MNS	3-1W	25-29-11	61
66 Mar. 10	at DET	4-0W	26-29-11	63
67 Mar. 13	at MNS	1-5L	26-30-11	63
68 Mar. 15	at VAN	0-3L	26-31-11	63
69 Mar. 17	at CHI	3-3T	26-31-12	64
70 Mar. 21	vs. NYR	5-5T	26-31-13	65
71 Mar. 23	at BOS	4-3W	27-31-13	67
72 Mar. 24	vs. NYI	4-6L	27-32-13	67
73 Mar. 28	vs. PHI	3-3T	27-32-14	68
74 Mar. 30	vs. MNS	4-1W	28-32-14	70
75 Mar. 31	at PIT	2-4L	28-33-14	70
76 Apr. 3	at LAK	2-4L	28-34-14	70
77 Apr. 5	at CAL	4-2W	29-34-14	72
78 Apr. 7	vs. PIT	6-3W	30-34-14	74

### 1972-73

DATE	OPP.	RESULT	RECORD	PTS
1 Oct. 7	at NYI	3-2W	1-0-0	2
2 Oct. 8	at BUF	3-5L	1-1-0	2
3 Oct. 11	at CHI	1-4L	1-2-0	2
4 Oct. 12	at MTL	0-3L	1-3-0	2
5 Oct. 14	vs. BUF	1-1T	1-3-1	3
6 Oct. 18	vs. MNS	0-6L	1-4-1	3
7 Oct. 21	at MNS	3-2W	2-4-1	5
8 Oct. 22	at BUF	2-7L	2-5-1	5
9 Oct. 25	at CAL	4-3W	3-5-1	7
10 Oct. 26	at LAK	1-3L	3-6-1	7
11 Oct. 28	at VAN	2-1W	4-6-1	9
12 Nov. 1	at DET	4-2W	5-6-1	11
13 Nov. 2	vs. MTL	1-6L	5-7-1	11
14 Nov. 5	vs. TOR	2-2T	5-7-2	12
15 Nov. 8	vs. LAK	3-3T	5-7-3	13
16 Nov. 10	vs. MNS	5-1W	6-7-3	15
17 Nov. 12	vs. VAN	3-1W	7-7-3	17
18 Nov. 15	at TOR	1-2L	7-8-3	17
19 Nov. 16	vs. NYI	4-0W	8-8-3	19
20 Nov. 18	at PIT	1-6L	8-9-3	19
21 Nov. 19	vs. PHI	3-2W	9-9-3	21
22 Nov. 21	vs. NYR	1-3L	9-10-3	21
23 Nov. 24	vs. BOS	0-4L	9-11-3	21
24 Nov. 26	vs. PIT	6-2W	10-11-3	23
25 Nov. 29	at MNS	0-5L	10-12-3	23
26 Nov. 30	at PHI	5-5L	10-12-4	24
27 Dec. 2	at MTL	4-4T	10-12-5	25
28 Dec. 3	at NYR	2-3L	10-13-5	25
29 Dec. 7	vs. VAN	5-2W	11-13-5	27
30 Dec. 9	at STL	1-2L	11-14-5	27
31 Dec. 10	vs. STL	4-5L	11-15-5	27
32 Dec. 13	at DET	2-0W	12-15-5	29
33 Dec. 16	at PIT	3-5L	12-16-5	29
34 Dec. 17	vs. NYI	4-0W	13-16-5	31
35 Dec. 20	vs. TOR	5-3W	14-16-5	33
36 Dec. 21	at NYR	5-2W	15-16-5	35
37 Dec. 23	at BOS	1-3L	15-17-5	35
38 Dec. 27	vs. BOS	1-3L	15-18-5	35
39 Dec. 30	at MTL	1-1T	15-18-6	36
40 Jan. 2	at NYI	6-1W	16-18-6	38
41 Jan. 3	vs. PHI	1-3L	16-19-6	38
42 Jan. 6	at STL	2-2T	16-19-7	39
43 Jan. 7	vs. VAN	5-2W	17-19-7	41
44 Jan. 10	vs. CHI	5-2W	18-19-7	43
45 Jan. 12	vs. TOR	1-0W	19-19-7	45
46 Jan. 14	vs. LAK	4-1W	20-19-7	47
47 Jan. 17	at STL	3-3T	20-19-8	48
48 Jan. 19	vs. STL	1-2L	20-20-8	48
49 Jan. 21	vs. MTL	2-3L	20-21-8	48
50 Jan. 24	vs. CAL	2-5L	20-22-8	49
51 Jan. 26	vs. LAK	3-3L	20-22-9	49
52 Jan. 28	at BUF	8-5W	21-22-9	51
53 Feb. 1	vs. MNS	3-1W	22-22-9	53
54 Feb. 3	at DET	0-1L	22-23-9	53
55 Feb. 4	at NYR	0-6L	22-24-9	53
56 Feb. 7	vs. DET	3-5L	22-25-9	53
57 Feb. 9	vs. CHI	3-4L	22-26-9	53
58 Feb. 12	vs. CAL	3-1W	23-26-9	55
59 Feb. 14	at CAL	3-3T	23-27-10	56
60 Feb. 16	at VAN	0-5L	23-28-10	56
61 Feb. 17	at LAK	3-3T	23-27-11	57
62 Feb. 21	at TOR	2-2T	23-27-12	58
63 Feb. 25	at CHI	4-4L	23-28-12	58
64 Mar. 1	vs. BUF	4-4L	23-29-12	59
65 Mar. 3	at MNS	0-3L	23-29-13	59
66 Mar. 4	at CAL	3-2W	24-29-13	61
67 Mar. 7	vs. DET	2-5L	24-30-13	61
68 Mar. 9	vs. BOS	2-3L	24-31-13	61
69 Mar. 10	at PHI	1-2L	24-32-13	61
70 Mar. 14	vs. STL	1-1T	24-32-14	62
71 Mar. 17	vs. CHI	3-2W	25-32-14	64
72 Mar. 18	at BOS	1-7L	25-33-14	64



**2013-14 RESULTS**



# 2013-14 NHL STATISTICS

## WESTERN CONFERENCE

### CENTRAL

RANK	TEAM	DIV	GP	W	L	OT	P	ROW	G	GA	DIFF	HOME	AWAY	S/O
1	y - Colorado	C	82	52	22	8	112	47	250	220	+30	26-11-4	26-11-4	5-4
2	x - St. Louis	C	82	52	23	7	111	43	248	191	+57	28-9-4	24-14-3	9-3
3	x - Chicago	C	82	46	21	15	107	40	267	220	+47	27-7-7	19-14-8	6-8

### PACIFIC

RANK	TEAM	DIV	GP	W	L	OT	P	ROW	G	GA	DIFF	HOME	AWAY	S/O
1	z - Anaheim	P	82	54	20	8	116	51	266	209	+57	29-8-4	25-12-4	3-6
2	x - San Jose	P	82	51	22	9	111	41	249	200	+49	29-7-5	22-15-4	10-7
3	x - Los Angeles	P	82	46	28	8	100	38	206	174	+32	23-14-4	23-14-4	8-6

### WILD CARD

RANK	TEAM	DIV	GP	W	L	OT	P	ROW	G	GA	DIFF	HOME	AWAY	S/O
1	x - Minnesota	C	82	43	27	12	98	35	207	206	+1	26-10-5	17-17-7	8-8
2	x - Dallas	C	82	40	31	11	91	36	235	228	+7	23-11-7	17-20-4	4-5
3	Phoenix	P	82	37	30	15	89	31	216	231	-15	22-14-5	15-16-10	6-7
4	Nashville	C	82	38	32	12	88	36	216	242	-26	19-17-5	19-15-7	2-9
5	Winnipeg	C	82	37	35	10	84	29	227	237	-10	18-17-6	19-18-4	8-6
6	Vancouver	P	82	36	35	11	83	31	196	223	-27	20-15-6	16-20-5	5-7
7	Calgary	P	82	35	40	7	77	28	209	241	-32	19-19-3	16-21-4	7-3
8	Edmonton	P	82	29	44	9	67	25	203	270	-67	16-22-3	13-22-6	4-3

## EASTERN CONFERENCE

### ATLANTIC

RANK	TEAM	DIV	GP	W	L	OT	P	ROW	G	GA	DIFF	HOME	AWAY	S/O
1	y - Colorado	C	82	52	22	8	112	47	250	220	+30	26-11-4	26-11-4	5-4
2	x - St. Louis	C	82	52	23	7	111	43	248	191	+57	28-9-4	24-14-3	9-3
3	x - Chicago	C	82	46	21	15	107	40	267	220	+47	27-7-7	19-14-8	6-8

### METROPOLITAN

RANK	TEAM	DIV	GP	W	L	OT	P	ROW	G	GA	DIFF	HOME	AWAY	S/O
1	z - Anaheim	P	82	54	20	8	116	51	266	209	+57	29-8-4	25-12-4	3-6
2	x - San Jose	P	82	51	22	9	111	41	249	200	+49	29-7-5	22-15-4	10-7
3	x - Los Angeles	P	82	46	28	8	100	38	206	174	+32	23-14-4	23-14-4	8-6

### WILD CARD

RANK	TEAM	DIV	GP	W	L	OT	P	ROW	G	GA	DIFF	HOME	AWAY	S/O
1	x - Minnesota	C	82	43	27	12	98	35	207	206	+1	26-10-5	17-17-7	8-8
2	x - Dallas	C	82	40	31	11	91	36	235	228	+7	23-11-7	17-20-4	4-5
3	Phoenix	P	82	37	30	15	89	31	216	231	-15	22-14-5	15-16-10	6-7
4	Nashville	C	82	38	32	12	88	36	216	242	-26	19-17-5	19-15-7	2-9
5	Winnipeg	C	82	37	35	10	84	29	227	237	-10	18-17-6	19-18-4	8-6
6	Vancouver	P	82	36	35	11	83	31	196	223	-27	20-15-6	16-20-5	5-7
7	Calgary	P	82	35	40	7	77	28	209	241	-32	19-19-3	16-21-4	7-3
8	Edmonton	P	82	29	44	9	67	25	203	270	-67	16-22-3	13-22-6	4-3

x - clinched playoff spot  
 y - clinched division  
 z - clinched conference



# 2013-14 FLAMES HIGHS & LOWS—TEAM

MOST RECENT LISTED

## LONGEST STREAKS

### WINNING: 5 GAMES

Jan. 22 - Feb. 1

### HOME WINNING: 5 GAMES

Jan. 22 - Feb. 1

### ROAD WINNING: 3 GAMES

Apr. 3 - 7

### LOSING (REGULATION LOSSES): 4 GAMES

Dec. 27 - Jan. 3

### HOME LOSING (REGULATION LOSSES):

#### 7 GAMES

Dec. 27 - Jan. 16

### ROAD LOSING (REGULATION LOSSES):

#### 3 GAMES

Nov. 5 - 8

## MOST GOALS

### FOR, ONE GAME: 8 GOALS

Mar. 22 (CGY 8 at EDM 1)

### FOR, ONE HOME GAME: 7 GOALS

Mar. 12 (CGY 7 vs. ANA 2)

### FOR, ONE ROAD GAME: 8 GOALS

Mar. 22 (CGY 8 at EDM 1)

### AGAINST, ONE GAME: 7 GOALS

Nov. 14 (DAL 7 at CGY 3)

### AGAINST, ONE HOME GAME: 7 GOALS

Nov. 14 (DAL 7 at CGY 3)

### AGAINST, ONE ROAD GAME: 6 GOALS (3X)

Mar. 30 (OTT 6 vs. CGY 3)

### TOTAL GOALS, ONE GAME: 11 GOALS

Mar. 21 (NSH 6 at CGY 5)

### FOR, ONE PERIOD: 4 GOALS (2X)

Mar. 22 (CGY 8 at EDM 1) 2nd period

### AGAINST, ONE PERIOD: 4 GOALS (2X)

Nov. 16 (EDM 4 at CGY 2) 3rd period

## LARGEST

### WINNING MARGIN: 7 GOALS

Mar. 22 (CGY 8 at EDM 1)

### LOSING MARGIN: 6 GOALS

Jan. 7 (PHX 6 vs. CGY 0)

## MOST SHOTS, GAME

### FOR: 43 SHOTS

Oct. 30 (TOR 4 at CGY 2)

### FOR, ONE HOME GAME: 43 SHOTS

Oct. 30 (TOR 4 at CGY 2)

### FOR, ONE ROAD GAME: 40 SHOTS

Mar. 30 (OTT 6 vs. CGY 3)

### AGAINST: 47 SHOTS

Nov. 18 (CGY 5 at WPG 4) SO

### AGAINST, ONE HOME GAME: 44 SHOTS

Apr. 9 (CGY 4 vs. LAK 3) SO

### AGAINST, ONE ROAD GAME: 47 SHOTS

Nov. 18 (CGY 5 at WPG 4) SO

## MOST SHOTS, PERIOD

### FOR: 21 SHOTS

Mar. 30 (OTT 6 vs. CGY 3) 2nd period

### FOR, ONE HOME GAME: 20 SHOTS

Oct. 30 (TOR 4 at CGY 2) 2nd period

### FOR, ONE ROAD GAME: 21 SHOTS

Mar. 30 (OTT 6 vs. CGY 3) 2nd period

### AGAINST: 23 SHOTS

Nov. 18 (CGY 5 at WPG 4) SO 2nd period

### AGAINST, ONE HOME GAME: 18 SHOTS (2X)

Mar. 28 (CGY 4 vs. NYR 3) 1st period

### AGAINST, ONE ROAD GAME: 23 SHOTS

Nov. 18 (CGY 5 at WPG 4) SO 2nd period

## FEWEST SHOTS, GAME

### FOR: 13 SHOTS

Nov. 12 (SJS 3 at CGY 2) OT

### FOR, ONE HOME GAME: 13 SHOTS

Nov. 12 (SJS 3 at CGY 2) OT

### FOR, ONE ROAD GAME: 17 SHOTS

Apr. 4 (CGY 2 vs. FLA 1)

### AGAINST: 14 SHOTS (2X)

Mar. 18 (CGY 3 vs. BUF 1)

### AGAINST, ONE HOME GAME: 14 SHOTS

Mar. 18 (CGY 3 vs. BUF 1)

### AGAINST, ONE ROAD GAME: 14 SHOTS

Mar. 8 (VAN 2 vs. CGY 1)

## FEWEST SHOTS, PERIOD

### FOR: 2 SHOTS (4X)

Feb. 27 (LAK 2 at CGY 0) 3rd period

### FOR, ONE HOME GAME: 2 SHOTS (3X)

Feb. 27 (LAK 2 at CGY 0) 3rd period

### FOR, ONE ROAD GAME: 2 SHOTS

Nov. 7 (STL 3 vs. CGY 2) 1st period

### AGAINST: 2 SHOTS (2X)

Apr. 13 (VAN 5 vs. CGY 1) 3rd period

### AGAINST, ONE HOME GAME: 3 SHOTS

Nov. 20 (CBJ 2 at CGY 1) OT 3rd period

### AGAINST, ONE ROAD GAME: 2 SHOTS (2X)

Apr. 13 (VAN 5 vs. CGY 1) 3rd period

## MOST POWER PLAY GOALS

### FOR, ONE GAME: 3 GOALS (2X)

Jan. 24 (CGY 5 vs. NSH 4) SO

### AGAINST, ONE GAME: 3 GOALS

Oct. 19 (SJS 6 vs. CGY 3)

### TOTAL, ONE GAME: 4 GOALS

Oct. 21 (CGY 3 at LAK 2) (3 PPGF, 1 PPGA)

## MOST SHORT-HANDED GOALS

### FOR, ONE GAME: 2 GOALS

Mar. 12 (CGY 7 vs. ANA 2)

T.J. Galiardi, Mikael Backlund

### AGAINST, ONE GAME: 2 GOALS

Oct. 30 (TOR 4 at CGY 2)

James van Riemsdyk, Paul Ranger

### TOTAL, ONE GAME: 2 GOALS (4X)

Feb. 1 (CGY 4 vs. MIN 3) OT

Mikael Backlund, Matt Cooke

(1 SHGF, 1 SHGA)



# 2013-14 FLAMES HIGHS & LOWS—INDIVIDUAL

MOST RECENT LISTED

## **MOST CONSECUTIVE GAMES**

### **SCORING GOALS: 4 GAMES**

Sean Monahan, Oct. 4 - 11 (4 goals)

### **SCORING ASSISTS: 4 GAMES**

Mark Giordano, Mar. 10 - 15 (4 assists)

### **SCORING POINTS: 9 GAMES (2X)**

Mark Giordano, Jan. 14 - Feb. 1  
(4 goals, 6 assists)

## **MOST**

### **GAMES PLAYED: 82 GAMES**

Chris Butler

### **GOALS: 26 GOALS**

Michael Cammalleri

### **GOALS, ONE GAME: 3 GOALS**

Curtis Glencross, Mar. 22  
(CGY 8 at EDM 1)

### **ASSISTS: 37 ASSISTS**

Jiri Hudler

### **ASSISTS, ONE GAME: 3 ASSISTS (2X)**

Matt Stajan, Mar. 22 (CGY 8 at EDM 1)

### **POINTS: 54 POINTS**

Jiri Hudler (17 goals, 37 assists)

### **POINTS, ONE GAME: 4 POINTS**

Matt Stajan (1G, 3A), Mar. 22  
(CGY 8 at EDM 1)

### **PENALTY MINUTES: 100 MINUTES**

Brian McGrattan

### **PENALTY MINUTES, ONE GAME: 20**

Brian McGrattan, Dec. 29  
(VAN 2 at CGY 0)

### **POWER PLAY GOALS: 7 GOALS**

Mark Giordano

### **GAME WINNING GOALS: 8 GOALS**

Michael Cammalleri

### **GAME WINNING SHOOT-OUT GOALS: 4**

Sean Monahan

### **OVERTIME GOALS: 1 GOAL (7X)**

Sean Monahan Mar. 1 (CGY 2 at EDM 1)

### **SHORT-HANDED GOALS: 4 GOALS**

Mikael Backlund

### **SHOTS: 191 SHOTS**

Michael Cammalleri

### **SHOTS, ONE GAME: 9 SHOTS (2X)**

Mikael Backlund, Mar. 30  
(OTT 6 vs. CGY 3)

## **FASTEST OPENING GOAL**

### **FOR: 1:04**

Kris Russell, Oct. 26 (CGY 5 vs. WSH 2)

### **AGAINST: 0:26**

Daniel Alfredsson, Dec. 19  
(DET 3 vs. CGY 2) OT

## **FASTEST OPENING GOAL OTHER THAN 1ST PERIOD**

### **FOR: 0:23**

Mark Giordano, Apr. 7  
(CGY 1 at NJD 0) 3rd period

### **AGAINST: 0:13**

Antoine Roussel, Mar. 14  
(CGY 4 at DAL 3) 2nd period



# 2013-14 FLAMES HIGHS & LOWS

## FLAMES MONTH-BY-MONTH RECORD

MONTH	GP	W	L	OTL	L/SO	GF	GA	PTS
Oct.	12	5	5	1	1	36	43	12
Nov.	14	4	8	2	0	34	50	10
Dec.	14	5	7	1	1	26	33	12
Jan.	14	6	7	0	1	32	44	13
Feb.	5	2	3	0	0	9	11	4
Mar.	16	9	7	0	0	55	42	18
Apr.	7	4	3	0	0	17	18	8
<b>TOTAL</b>	<b>82</b>	<b>35</b>	<b>40</b>	<b>4</b>	<b>3</b>	<b>209</b>	<b>241</b>	<b>77</b>

## FLAMES TEAM-BY-TEAM RECORD

OPP	HOME							ROAD						
	GP	W	L	OT	GF	GA	PTS	GP	W	L	OT	GF	GA	PTS
ANA	2	1	1	0	9	5	2	2	0	2	0	4	8	2
BOS	1	0	1	0	1	2	0	1	0	1	0	0	2	0
BUF	1	1	0	0	3	1	2	1	1	0	0	2	1	2
CAR	1	1	0	0	2	1	2	1	1	0	0	2	0	2
CHI	2	1	1	0	7	7	2	1	1	0	0	3	2	2
CBJ	1	0	0	1	1	2	1	1	1	0	0	4	3	2
COL	1	0	1	0	2	3	0	2	1	1	0	6	7	2
DAL	1	0	1	0	3	7	0	2	1	1	0	4	8	2
DET	1	0	1	0	3	4	0	1	0	0	1	2	3	1
EDM	2	0	2	0	2	6	0	3	3	0	0	12	3	6
FLA	1	1	0	0	3	3	2	1	1	0	0	2	1	2
LAK	3	1	2	0	5	8	2	2	2	0	0	5	3	4
MIN	1	1	0	0	4	3	2	2	0	2	0	3	8	0
MTL	1	1	0	0	3	2	2	1	0	1	0	0	2	0
NJD	1	1	0	0	3	2	2	1	1	0	0	1	0	2
NYI	1	1	0	0	4	3	2	1	1	0	0	4	2	2
NYR	1	1	0	0	4	3	2	1	0	0	1	3	3	1
NSH	2	1	1	0	9	10	2	1	0	1	0	2	4	0
OTT	1	1	0	0	4	1	2	1	0	1	0	3	6	0
PHI	1	0	1	0	1	4	0	1	0	1	0	1	2	0
PHX	2	2	0	0	7	3	4	3	0	3	0	4	13	0
PIT	1	0	1	0	1	2	0	1	0	1	0	3	4	0
SJS	3	2	0	1	7	5	5	2	0	2	0	5	9	0
STL	2	1	1	0	3	8	2	1	0	1	0	2	3	0
TBL	1	0	1	0	0	2	0	1	1	0	0	4	1	2
TOR	1	0	1	0	2	4	0	1	0	1	0	2	3	0
VAN	2	0	1	1	4	7	1	3	0	2	1	4	9	1
WSH	1	1	0	0	5	2	2	1	0	0	1	4	4	1
WPG	2	0	2	0	5	10	0	1	1	0	0	4	4	2



# 2013-14 FLAMES SCORING SUMMARY

RANK	PLAYER	POS	GP	G	A	P	+/-	PIM	PP	SH	GW	OT	S	S%	TOI/G	SFT/G	F0%
1	Jiri Hudler	C	75	17	37	54	+4	16	2	0	1	1	109	15.6	18:50	24.4	18.2
2	Mark Giordano	D	64	14	33	47	+12	63	7	0	2	0	180	7.8	25:14	31.3	0.0
3	Michael Commalleri	C	63	26	19	45	-13	26	6	0	8	0	191	13.6	19:50	25.3	46.1
4	Mikael Backlund	C	76	18	21	39	+4	32	5	4	3	1	178	10.1	18:32	25.9	47.5
5	Sean Monahan	C	75	22	12	34	-20	8	3	0	2	1	140	15.7	15:58	22.6	46.0
6	Matt Stajan	C	63	14	19	33	-13	42	0	1	2	1	70	20.0	18:22	25.7	48.1
7	T.J. Brodie	D	81	4	27	31	+0	20	1	0	2	1	104	3.8	24:03	31.5	0.0
8	Kris Russell	D	68	7	22	29	-11	15	4	0	1	1	109	6.4	23:08	29.4	0.0
9	Joe Colborne	C	80	10	18	28	-17	34	1	0	1	0	80	12.5	14:16	20.2	48.5
10	Curtis Glencross	L	38	12	12	24	-11	12	3	0	2	0	77	15.6	17:37	24.3	34.2
11	Lee Stempniak	R	52	8	15	23	-21	28	0	2	0	0	144	5.6	19:24	26.6	32.1
12	Paul Byron	C	47	7	14	21	+6	27	2	1	1	0	46	15.2	14:26	22.1	21.9
13	Dennis Wideman	D	46	4	17	21	-15	18	2	0	0	0	102	3.9	22:41	28.3	0.0
14	David Jones	R	48	9	8	17	+1	10	2	0	1	0	104	8.7	15:27	22.5	52.0
15	T.J. Galiardi	L	62	4	13	17	-13	21	0	1	0	0	100	4.0	14:36	22.0	40.0
16	Chris Butler	D	82	2	14	16	-23	39	0	0	1	1	83	2.4	20:15	27.2	0.0
17	Lance Bouma	C	78	5	10	15	-4	41	0	1	0	0	82	6.1	12:36	19.9	25.9
18	Sven Baertschi	L	26	2	9	11	-4	6	1	0	0	0	30	6.7	14:06	19.6	0.0
19	Brian McGrattan	R	76	4	4	8	-4	100	0	0	0	0	79	5.1	6:43	10.7	66.7
20	Kevin Westgarth	R	36	4	3	7	-2	64	0	0	1	0	25	16.0	7:01	11.1	20.0
21	Ladislav Smid	D	56	1	5	6	-4	62	0	0	0	0	35	2.9	18:12	24.8	0.0
22	Tyler Wotherspoon	D	14	0	4	4	-3	4	0	0	0	0	3	0.0	13:27	18.5	0.0
23	Markus Granlund	C	7	2	1	3	+2	0	0	1	0	0	9	22.2	12:05	19.1	51.8
24	Chad Billins	D	10	0	3	3	-3	0	0	0	0	0	3	0.0	12:12	17.7	0.0
25	Shane O'Brien	D	45	0	3	3	-8	58	0	0	0	0	16	0.0	11:15	16.5	0.0
26	Blair Jones	C	14	2	0	2	+0	21	0	1	0	0	14	14.3	11:22	17.8	47.4
27	Kenny Agostino	L	8	1	1	2	-2	0	0	0	0	0	12	8.3	11:05	17.0	0.0
28	Christopher Breen	D	9	0	2	2	+1	5	0	0	0	0	4	0.0	9:23	15.4	0.0
29	Max Reinhart	C	8	0	2	2	+1	2	0	0	0	0	7	0.0	10:42	15.6	22.2
30	Ben Hanowski	R	11	0	2	2	-2	2	0	0	0	0	10	0.0	7:14	12.3	100.0
31	Tim Jackman	R	10	1	0	1	-1	41	0	0	0	0	9	11.1	6:23	10.3	0.0
32	Corban Knight	C	7	1	0	1	-1	0	0	0	0	0	4	25.0	7:56	13.4	47.1
33	Johanny Gaudreau	L	1	1	0	1	+1	0	0	0	0	0	1	100.0	15:11	20.0	0.0
34	Derek Smith	D	14	0	1	1	-10	2	0	0	0	0	12	0.0	9:31	14.2	66.7
35	Ben Smith	C	13	0	1	1	-2	4	0	0	0	0	17	0.0	10:35	17.5	46.0
36	Bill Arnold	C	1	0	0	0	-1	0	0	0	0	0	0	0.0	13:35	16.0	55.6
37	Mark Cundari	D	4	0	0	0	-4	0	0	0	0	0	6	0.0	10:46	14.8	0.0
38	Bryce Van Brabant	L	6	0	0	0	-1	2	0	0	0	0	4	0.0	9:09	14.3	0.0
39	Roman Horak	C	1	0	0	0	+0	0	0	0	0	0	0	0.0	4:04	6.0	0.0
40	Lane MacDermid	L	1	0	0	0	-1	7	0	0	0	0	0	0.0	4:08	6.0	0.0


## GOALTENDERS

RANK	PLAYER	GP	GS	W	L	OT	SA	GA	GAA	SV	SV%	SO	G	A	PIM	TOI
1	Karri Ramo	40	37	17	15	4	1091	97	2.65	994	.911	2	0	1	10	2,193:46
2	Reto Berra	29	27	9	17	2	788	81	2.95	707	.897	0	0	0	2	1,648:23
3	Joey MacDonald	11	9	5	4	1	264	29	2.90	235	.890	0	0	0	2	598:45
4	Joni Ortio	9	9	4	4	0	193	21	2.51	172	.891	0	0	2	0	500:55






# 2013-14 FLAMES TOP GOAL SCORERS




**MICHAEL CAMMALLERI**

1st on Flames with 26 goals



**SEAN MONAHAN**

2nd on Flames with 22 goals



**MIKAEL BACKLUND**

3rd on Flames with 18 goals

## INDIVIDUAL GOAL SCORING BREAKDOWN

PLAYER	TOT	RECORD WHEN SCORING						RECORD WHEN SCORING							
		1	2	3	OT	SO	1H	2H	HM	RD	EN	GS	W	L	T
Ken Agostino	1	0	1	0	0	0	0	1	0	1	0	1	1	0	0
Mikael Backlund	18	4	7	6	1	0	5	13	11	7	1	15	7	5	3
Sven Baertschi	2	1	1	0	0	0	2	0	2	0	0	2	2	0	0
Lance Bouma	5	1	2	2	0	0	2	3	3	2	0	5	3	1	1
T.J. Brodie	4	1	1	1	1	0	3	1	2	2	0	4	4	0	0
Chris Butler	2	0	1	0	1	0	2	0	2	0	0	2	1	1	0
Paul Byron	7	0	4	3	0	1	2	5	2	5	0	7	5	2	0
Michael Cammalleri	26	3	12	11	0	2	12	14	11	15	0	22	15	6	1
Joe Colborne	10	1	5	4	0	4	3	7	8	2	0	9	7	1	1
T.J. Galiardi	4	4	0	0	0	0	1	3	3	1	0	4	4	0	0
Johnny Gaudreau	1	0	1	0	0	0	0	1	0	1	0	1	0	1	0
Mark Giordano	14	5	5	4	0	0	5	9	9	5	0	14	9	2	3
Curtis Glencross	12	1	3	8	0	0	6	6	3	9	1	9	6	2	1
Markus Granlund	2	2	0	0	0	0	0	2	2	0	0	2	2	0	0
Jiri Hudler	17	4	6	6	1	3	11	6	7	10	1	17	7	9	1
Tim Jackman	1	1	2	1	0	0	1	3	2	2	0	4	2	1	1
Blair Jones	2	0	1	1	0	0	2	0	1	1	0	2	2	0	0
David Jones	9	1	2	6	0	0	6	3	5	4	0	7	2	3	2
Corban Knight	1	0	0	1	0	1	0	1	1	0	0	1	1	0	0
Brian McGrattan	4	0	3	1	0	0	1	3	3	1	0	4	1	3	0
Sean Monahan	22	6	8	7	1	5	11	11	12	10	0	21	12	7	2
Kris Russell	7	3	1	2	1	0	4	3	5	2	0	7	2	4	1
Ladislav Smid	1	0	2	0	0	0	1	1	1	1	0	2	2	0	0
Matt Stajan	14	1	8	4	1	0	6	8	8	6	0	13	5	7	1
Lee Stempniak	8	6	5	1	0	2	6	6	5	7	0	12	5	4	3
Kevin Westgarth	4	2	1	1	0	0	0	4	1	3	0	4	3	1	0
Dennis Wideman	4	0	4	0	0	0	2	2	3	1	0	4	3	1	0

Only includes goals scored with the Calgary Flames.



# 2013-14 FLAMES GOALS

## POWER-PLAY GOALS FOR

PLAYER	ANA	BOS	BUF	CAR	CHI	COL	CBJ	DAL	DET	EDM	FLA	LAK	MIN	MTL	NSH	NJD	NYI	NYR	OTT	PHI	PHX	PIT	STL	SJS	TBL	TOR	VAN	WSH	WPG	TL
Agostino																														0
Arnold																														0
Backlund				1											1		1				1	1								5
Baertschi										1																				1
Billins																														0
Bouma																														0
Breen																														0
Brodie											1																			1
Butler																														0
Byron							1											1												2
Cammalleri	1				1						2							1											1	6
Colborne																		1												1
Cundari																														0
Galiardi																														0
Gaudreau																														0
Giordano							1								1	2				1	1					1			7	
Glencross														1							1				1				3	
Granlund																													0	
Hanowski																														0
Horak																														0
Horak																														0
Hudler																							1					1	2	
Jackman																														0
B. Jones																														0
D. Jones							1								1															2
Knight																														0
MacDermid																														0
McGrattan																														0
Monahan											1													1				1	3	
O'Brien																														0
Reinhart																														0
Russell						1									1									1				1	4	
Smid																														0
B. Smith																														0
D. Smith																														0
Stajan																														0
Stempniak																														0
Van Brabant																														0
Westgarth																														0
Wideman																1	1													2
Wotherspoon																														0
<b>TOTALS</b>	<b>1</b>	<b>0</b>	<b>0</b>	<b>1</b>	<b>0</b>	<b>2</b>	<b>0</b>	<b>2</b>	<b>1</b>	<b>0</b>	<b>1</b>	<b>4</b>	<b>0</b>	<b>1</b>	<b>4</b>	<b>3</b>	<b>1</b>	<b>2</b>	<b>2</b>	<b>0</b>	<b>3</b>	<b>1</b>	<b>2</b>	<b>2</b>	<b>1</b>	<b>0</b>	<b>1</b>	<b>1</b>	<b>3</b>	<b>39</b>

## POWER-PLAY RECORD

ADVANTAGES	PP GOALS	PCT.	NHL RANK
249	39	15.7	24th

## POWER-PLAY GOALS AGAINST

ANA	BOS	BUF	CAR	CHI	COL	CBJ	DAL	DET	EDM	FLA	LAK	MIN	MTL	NSH	NJD	NYI	NYR	OTT	PHI	PHX	PIT	STL	SJS	TBL	TOR	VAN	WSH	WPG	TOTAL
2	3	0	0	1	3	1	1	1	2	1	1	3	2	3	0	0	0	0	0	3	0	4	5	0	0	3	2	2	43

## PENALTY KILL RECORD

DISADVANTAGES	PPG AGAINST	PCT.	NHL RANK
235	43	81.7	18th

## SHORTHANDED GOALS

FOR (12)				AGAINST (7)			
PLAYER	DATE	VS.	RESULT	PLAYER	DATE	VS.	RESULT
L. Stempniak	Oct. 16	at ANA	3-2 L	J. Carter	Oct. 21	at LAK	3-2 W
M. Backlund	Oct. 19	at SJS	6-3 L	J. van Riemsdyk	Oct. 30	vs. TOR	4-2 L
M. Stajan	Nov. 14	vs. DAL	7-3 L	P. Ranger	Oct. 30	vs. TOR	4-2 L
L. Bouma	Nov. 18	at WPG	5-4 W (SO)	B. Coburn	Dec. 31	vs. PHI	4-1 L
B. Jones	Nov. 30	at LAK	2-1 W	A. Vermette	Jan. 22	vs. PHX	3-2 W
L. Stempniak	Dec. 4	vs. PHX	4-1 W	M. Hossa	Jan. 28	vs. CHI	5-4 W (OT)
M. Backlund	Jan. 28	vs. CHI	5-4 W (OT)	M. Cooke	Feb. 1	vs. MIN	4-3 W (OT)
M. Backlund	Feb. 1	vs. MIN	4-3 W (OT)				
M. Granlund	Mar. 7	vs. NYI	4-3 W				
T.J. Galiardi	Mar. 12	vs. ANA	7-2 W				
M. Backlund	Mar. 12	vs. ANA	7-2 W				
P. Byron	Mar. 18	vs. BUF	3-1 W				

## EMPTY NET GOALS

FOR (3)				AGAINST (10)			
PLAYER	DATE	VS.	RESULT	PLAYER	DATE	VS.	RESULT
J. Hudler	Jan. 30	vs. SJS	4-1 W	L. Couture	Oct. 19	at SJS	6-3 L
M. Backlund	Feb. 6	at NYI	4-2 W	R. Klinkhammer	Oct. 22	at PHX	4-2 L
C. Glencross	Apr. 3	at TBL	4-1 W	P. Ranger	Oct. 30	vs. TOR	4-2 L
				M. Duchene	Nov. 8	at COL	4-2 L
				B. Gordon	Nov. 16	vs. EDM	4-2 L
				R. Smyth	Dec. 27	vs. EDM	2-0 L
				B. Coburn	Dec. 31	vs. PHI	4-1 L
				D. Desharnais	Feb. 4	at MTL	2-0 L
				K. Turris	Mar. 30	at OTT	6-3 L
				B. Wheeler	Apr. 11	vs. WPG	5-3 L

## HAT TRICKS

FOR (1)						
PLAYER	DATE	VS.	RESULT	GOALIE	GOALS	
C. Glencross	Mar. 22	at EDM	8-1 W	V. Fasth/B. Scrivens	3	

AGAINST (2)						
PLAYER	DATE	VS.	RESULT	GOALIE	GOALS	
T. Seguin	Nov. 14	vs. DAL	7-3 L	R. Berra/K. Ramo	4	
E. Nystrom	Jan. 24	vs. NSH	5-4 W (SO)	K. Ramo/R. Berra	4	



# 2013-14 FLAMES GOALS

CONTINUED

## PENALTY BREAKDOWN

## MULTIPLE POINT GAMES

PLAYER	GP	PIM	MINOR	MAJOR	MISC	GMISC	GOALS				ASSISTS				POINTS					
							2	3	4	TOTAL	2	3	4	TOTAL	2	3	4	5	TOTAL	
Brian McGrattan	76	100	5	12	2	1	-	-	-	-	-	-	-	-	-	-	-	-	-	-
Kevin Westgarth	36	64	12	6	0	1	-	-	-	-	-	-	-	-	-	-	-	-	-	-
Mark Giordano	64	63	29	1	0	0	0	0	0	0	6	0	0	6	11	0	0	0	0	11
Ladislav Smid	56	62	16	2	0	2	-	-	-	-	-	-	-	-	-	-	-	-	-	-
Shane O'Brien	45	58	14	2	2	0	-	-	-	-	-	-	-	-	-	-	-	-	-	-
Matt Stajan	63	42	21	0	0	0	1	0	0	1	1	1	0	2	3	0	1	0	4	4
Lance Bouma	78	41	17	1	0	0	0	0	0	0	1	0	0	1	1	0	0	0	1	1
Tim Jackman	10	41	3	3	1	1	-	-	-	-	-	-	-	-	-	-	-	-	-	-
Chris Butler	82	39	12	1	0	1	0	0	0	0	2	0	0	2	2	0	0	0	2	2
Joe Colborne	80	34	17	0	0	0	1	0	0	1	1	0	0	1	4	0	0	0	4	4
Mikael Backlund	76	32	16	0	0	0	3	0	0	3	3	0	0	3	8	1	0	0	9	9
Lee Stempniak	52	28	9	2	0	0	-	-	-	-	-	-	-	-	-	-	-	-	-	-
Paul Byron	47	27	6	1	0	1	0	0	0	0	2	0	0	2	3	0	0	0	3	3
Michael Cammalleri	63	26	13	0	0	0	4	0	0	4	3	0	0	3	9	3	0	0	12	12
Blair Jones	14	21	3	1	0	1	-	-	-	-	-	-	-	-	-	-	-	-	-	-
T.J. Galiardi	62	21	8	1	0	0	0	0	0	0	0	0	0	0	3	0	0	0	3	3
T.J. Brodie	81	20	10	0	0	0	0	0	0	0	4	0	0	4	6	0	0	0	6	6
Dennis Wideman	46	18	9	0	0	0	0	0	0	0	3	0	0	3	5	0	0	0	5	5
Jiri Hudler	75	16	8	0	0	0	0	0	0	0	10	0	0	10	14	0	0	0	14	14
Kris Russell	68	15	5	1	0	0	0	0	0	0	2	0	0	2	2	1	0	0	3	3
Curtis Glencross	38	12	6	0	0	0	1	1	0	2	0	0	0	0	3	1	0	0	4	4
David Jones	48	10	5	0	0	0	2	0	0	2	0	0	0	0	4	0	0	0	4	4
Sean Monahan	75	8	4	0	0	0	1	0	0	1	1	0	0	1	4	0	0	0	4	4
Lane MacDermid	1	7	1	1	0	0	-	-	-	-	-	-	-	-	-	-	-	-	-	-
Sven Baertschi	26	6	2	0	0	0	-	-	-	-	-	-	-	-	-	-	-	-	-	-
Chris Breen	9	5	0	1	0	0	-	-	-	-	-	-	-	-	-	-	-	-	-	-
Ben Street	13	4	2	0	0	0	-	-	-	-	-	-	-	-	-	-	-	-	-	-
Tyler Wotherspoon	14	4	2	0	0	0	-	-	-	-	-	-	-	-	-	-	-	-	-	-
Max Reinhart	8	2	1	0	0	0	-	-	-	-	-	-	-	-	-	-	-	-	-	-
Bryce Van Brabant	6	2	1	0	0	0	-	-	-	-	-	-	-	-	-	-	-	-	-	-
Derek Smith	14	2	1	0	0	0	-	-	-	-	-	-	-	-	-	-	-	-	-	-
Ben Hanowski	11	2	1	0	0	0	-	-	-	-	-	-	-	-	-	-	-	-	-	-
Chad Billins	10	0	0	0	0	0	-	-	-	-	-	-	-	-	-	-	-	-	-	-
Bill Arnold	1	0	0	0	0	0	-	-	-	-	-	-	-	-	-	-	-	-	-	-
Mark Cundari	4	0	0	0	0	0	-	-	-	-	-	-	-	-	-	-	-	-	-	-
Kenny Agostino	8	0	0	0	0	0	-	-	-	-	-	-	-	-	-	-	-	-	-	-
Corban Knight	7	0	0	0	0	0	-	-	-	-	-	-	-	-	-	-	-	-	-	-
John Gaudreau	1	0	0	0	0	0	-	-	-	-	-	-	-	-	-	-	-	-	-	-
Roman Horak	1	0	0	0	0	0	-	-	-	-	-	-	-	-	-	-	-	-	-	-
Markus Granlund	7	0	0	0	0	0	-	-	-	-	-	-	-	-	-	-	-	-	-	-



# 2013-14 FLAMES RESULTS

## OVERALL

GOAL KEY: underline = power play goal, \* = short-handed goal, bold = game-winning goal, bold italic = GW shoot-out goal, \* = game-tying goal, S = empty net, # = penalty shot

### OVERALL

GAME #	DAY	DATE	HOME	AWAY	RESULT	RECORD	PTS	GF	GA	FLAMES GOALS BY #	DECIDING GOAL	SHOTS - CSH/OPP	PP	PK	GOALIE	SAVES / SHOTS	SAVE %	ATTENDANCE	CONF. RANK
1	Thu.	Oct 3	WSH	CGY	4-5 (LSD)	0-0-0-1	1	4	5	54, 22, 24, 17	M. Grabovski	39/39	1/5	1/3	Ramo	35/39	0.897%	18,506	8
2	Fri.	Oct 4	CBJ	CGY	4-3-W	1-0-0-1	3	8	8	23, 39, 24, 20	C. GLENROSS	30/32	0/3	2/1	MacDonald	29/32	0.906%	18,151	3
3	Sun.	Oct 6	CGY	VAN	4-5 (LUT)	1-0-1-1	4	12	13	5, 11, 23, 54*	M. Santorelli	36/28	0/3	2/1	MacDonald	23/28	0.827%	19,289	7
4	Wed.	Oct 9	CGY	MTL	3-2-W	3-0-1-1	6	15	15	23, 47, 20	C. GLENROSS	25/35	1/3	2/3	MacDonald	33/35	0.943%	19,289	5
5	Fri.	Oct 11	CGY	NJD	3-2-W	3-0-1-1	8	18	17	6, 5, 23	S. MONAHAN	29/21	2/4	2/2	MacDonald	31/21	0.905%	19,289	5
6	Wed.	Oct 16	ANA	CGY	2-3-L	3-1-1-1	8	20	20	22*, 24	T. Selanne	35/22	0/4	2/2	MacDonald	19/22	0.864%	14,051	7
7	Sat.	Oct 19	SJS	CGY	3-6-L	3-2-1-1	8	23	26	13, 11*, 24	J. Paveski	19/36	1/6	6/9	Ramo	30/35	0.857%	17,562	11
8	Mon.	Oct 21	LAK	CGY	3-2-W	4-2-1-1	10	26	28	13, 23, 7	T.J. Brodie	25/29	3/6	2/3	Ramo	27/29	0.937%	18,118	10
9	Tue.	Oct 22	PHX	CGY	2-4-L	4-3-1-1	10	28	32	22, 8	M. Ribeiro	24/33	0/3	2/3	MacDonald	29/32	0.906%	10,141	11
10	Thu.	Oct 24	DAL	CGY	1-5-L	4-4-1-1	10	29	37	22, 8	A. Chiasson	29/34	0/2	4/4	Ramo	29/34	0.853%	13,122	11
11	Sat.	Oct 26	CGY	WSH	5-2-W	5-4-1-1	12	34	39	4, 24, 13, 13, 20	M. CAMMALLERI	33/29	0/3	4/4	Ramo	21/29	0.937%	19,289	11
12	Wed.	Oct 30	CGY	TOR	2-4-L	5-5-1-1	12	36	43	18, 54*	M. Raymond	43/22	0/5	1/1	Ramo	18/21	0.857%	19,289	11
13	Fri.	Nov 1	CGY	BET	3-4-L	5-6-1-1	12	39	47	44, 23, 20	J. Aulander	25/22	0/5	3/3	MacDonald	18/22	0.818%	19,289	11
14	Sun.	Nov 3	MIN	CGY	3-2-W(OT)	6-6-1-1	14	42	49	13, 20, 4	K. Russell	30/44	0/0	2/3	Berra	42/44	0.955%	21,229	11
15	Tue.	Nov 5	MIN	CGY	1-5-L	6-7-1-1	14	42	54	24	Z. Parise	25/24	0/4	2/3	Berra	19/24	0.792%	17,708	12
16	Thu.	Nov 7	STL	CGY	2-3-L	6-8-1-1	14	45	57	15, 13	A. Steen	20/27	0/6	2/3	Berra	24/27	0.889%	14,877	12
17	Fri.	Nov 8	COL	CGY	2-4-L	6-9-1-1	14	47	61	13, 13	J. Mitchell	32/27	0/2	2/3	Ramo	23/26	0.885%	17,620	12
18	Tue.	Nov 12	CGY	SJS	2-3 (LUT)	6-9-2-1	15	49	64	4, 13	B. Stuart	35/13	1/2	1/2	Berra	32/35	0.914%	19,289	13
19	Thu.	Nov 14	CGY	DAL	3-7-L	6-10-2-1	15	52	71	18, 54, 18*	T. Segulin	28/32	1/2	2/3	Berra	13/17	0.765%	19,289	13
20	Sat.	Nov 16	CGY	EDM	2-4-L	6-11-2-1	15	54	75	23, 6	D. Perron	35/23	0/3	2/2	Berra	12/15	0.800%	19,289	13
21	Mon.	Nov 18	WPG	CGY	5-4-W(SO)	7-11-2-1	17	59	79	13, 17, 24, 23	S. MONAHAN	33/47	1/5	2/3	Berra	20/23	0.870%	15,004	13
22	Fri.	Nov 20	CGY	CBJ	1-2 (LUT)	7-11-3-1	18	60	81	8*	N. Nikitin	24/18	0/0	3/3	Berra	43/47	0.915%	19,289	13
23	Wed.	Nov 22	CGY	FLA	4-3-W(SO)	8-11-3-1	20	64	84	8, 47, 19, 23	S. MONAHAN	24/26	1/2	4/4	Berra	16/18	0.889%	19,289	13
24	Wed.	Nov 27	CGY	CHI	2-3-L	8-12-3-1	20	66	87	18, 23	P. Kane	22/30	0/1	2/2	Berra	23/26	0.885%	19,289	13
25	Fri.	Nov 29	ANA	CGY	2-5-L	8-13-3-1	20	68	92	3, 54	D. Penner	21/42	0/0	3/4	Berra	27/30	0.900%	19,289	13
26	Sat.	Nov 30	LAK	CGY	2-1-W	9-13-3-1	22	70	93	19, 13	M. CAMMALLERI	20/22	0/5	3/3	Ramo	33/38	0.868%	17,174	13
27	Wed.	Dec 4	CGY	PHX	4-1-W	10-13-3-1	24	74	94	7*, 11, 5, 22*	M. BACKLUND	18/30	1/3	5/5	Ramo	21/22	0.955%	18,118	13
28	Fri.	Dec 6	CGY	COL	2-3-L	10-14-3-1	24	76	97	4, 18	N. MacKinnon	28/25	1/4	4/4	Ramo	29/30	0.977%	19,289	13
29	Sat.	Dec 7	EDM	CGY	2-1-W(OT)	11-14-3-1	26	78	98	22, 24	J. HUDLER	27/31	0/2	6/6	Berra	22/25	0.880%	19,289	13
30	Tue.	Dec 10	CGY	BOS	1-2-L	11-15-3-1	26	79	100	24	R. Smith	27/24	0/2	2/3	Berra	30/31	0.968%	16,839	13
31	Thu.	Dec 12	CGY	CAR	2-1-W(OT)	12-15-3-1	28	81	101	16, 44	C. BUTLER	30/30	0/1	2/2	Ramo	22/24	0.977%	19,289	13
32	Sat.	Dec 14	BUF	CGY	1-2-W(OT)	13-15-3-1	30	83	102	32*, 18	M. STAJAN	26/27	0/4	5/5	Ramo	29/30	0.976%	19,289	13
33	Sun.	Dec 15	NVR	CGY	3-4 (LSD)	13-15-3-2	31	86	106	11, 20, 23	B. Pouliot	21/32	1/5	4/4	Ramo	26/27	0.963%	18,368	13
34	Tue.	Dec 17	CGY	CGY	0-2-L	13-16-3-2	31	86	108		T. Chura	21/31	0/3	1/3	Berra	29/32	0.906%	18,006	13
35	Thu.	Dec 19	PIT	CGY	2-3 (LUT)	13-16-4-2	32	88	111	11, 5*	D. Alfredsson	22/38	1/5	3/4	Ramo	35/38	0.927%	17,565	13
36	Sat.	Dec 21	CGY	STL	3-4-L	13-17-4-2	32	95	118	32, 13, 24	M. Niskanen	30/23	0/3	3/3	Ramo	26/27	0.826%	20,066	13
37	Mon.	Dec 23	CGY	EDM	4-3-W(SO)	14-17-4-2	34	95	118	24, 13, 5*, 8	J. COLBORNE	29/35	2/5	3/4	Berra	32/35	0.944%	18,663	13
38	Fri.	Dec 27	CGY	EDM	0-2-L	14-18-4-2	34	95	120		R. Smyth	27/28	0/2	3/4	Berra	26/27	0.963%	19,289	13
39	Sun.	Dec 29	CGY	VAN	0-2-L	14-19-4-2	34	95	122		J. Hansen	18/30	0/1	1/1	Berra	28/30	0.933%	19,289	13
40	Fri.	Dec 31	CGY	PHI	1-4-L	14-20-4-2	34	96	126	23	B. Schenn	24/21	1/2	2/4	Berra	24/21	0.850%	17,120	13
41	Fri.	Jan 3	CGY	TBL	0-2-L	14-21-4-2	34	96	128		O. Polak	19/29	0/5	5/5	Ramo	27/29	0.937%	19,289	13
42	Mon.	Jan 6	COL	CGY	4-3-W	15-21-4-2	36	100	131	23, 8, 24, 13	M. CAMMALLERI	19/25	1/3	2/4	Ramo	22/25	0.880%	12,027	13



# 2013-14 FLAMES RESULTS

OVERALL CONTINUED

OVERALL

GAME #	DAY	DATE	HOME	AWAY	RESULT	RECORD	PTS	GF	GA	FLAMES GOALS BY #	PP	PK	GOALIE	SAVES / SHOTS	SAVE %	ATTENDANCE	CONF. RANK	
43	Tue	Jan. 7	PHX	CGY	0-6 L	15-22-4-2	36	100	137	S. Doan	27/30	0/2	2/3	Berra	24/30	0.800%	10,229	13
44	Thu	Jan. 9	CGY	STL	0-5 L	15-23-4-2	36	100	142	C. Stewart	33/29	0/6	4/6	Ramo	24/29	0.828%	19,289	13
45	Sat	Jan. 11	CGY	PIT	1-2 L	15-24-4-2	36	101	144	M. Niskanen	28/26	1/5	3/3	Berra	24/26	0.923%	19,289	13
46	Mon	Jan. 13	CAR	CGY	2-0 W	16-24-4-2	38	103	144	II	29/23	1/3	1/1	Ramo	33/23	1.000%	15,276	13
47	Tue	Jan. 14	NSH	CGY	2-4 L	16-25-4-2	38	105	148	M. BACKLUND	24/34	0/2	2/4	Ramo	30/34	0.882%	15,730	13
48	Thu	Jan. 16	CGY	WPG	2-5 L	16-26-4-2	38	107	153	C. Smith	22/23	0/3	4/4	Berra	18/23	0.783%	19,289	13
49	Sat	Jan. 18	VAN	CGY	2-3 (WSO)	16-26-4-3	39	109	156	M. Scheifele	33/33	1/4	2/3	Ramo	31/33	0.939%	18,910	13
50	Mon	Jan. 20	SJS	CGY	2-3 L	16-27-4-3	39	111	159	C. Higgins	33/37	0/0	0/1	Ramo	24/27	0.889%	17,562	13
51	Wed	Jan. 22	CGY	PHX	3-2 W	17-27-4-3	41	114	161	J. PavelSKI	26/32	0/2	2/2	Ramo	30/32	0.938%	19,289	13
52	Fri	Jan. 24	CGY	NSH	5-4 (WSO)	18-27-4-3	43	119	165	M. STAJAN	31/25	3/5	2/2	Ramo	9/12	0.750%	19,289	13
53	Tue	Jan. 28	CGY	CHI	5-4 (WOT)	19-27-4-3	45	124	169	S. MONAHAN	29/33	0/2	1/1	Berra	12/13	0.923%	19,289	13
54	Thu	Jan. 30	CGY	SJS	4-1 W	20-27-4-3	47	128	170	T.J. BRODIE	30/28	0/2	1/1	Ramo	9/9	1.000%	19,289	13
55	Sat	Feb. 1	CGY	MIN	4-3 (WOT)	21-27-4-3	49	132	173	M. GORDANO	32/23	0/4	3/4	Ramo	6/6	1.000%	19,289	13
56	Tue	Feb. 4	MTL	CGY	0-2 L	21-28-4-3	49	132	175	M. BACKLUND	27/27	0/2	0/1	Berra	14/17	0.824%	21,273	13
57	Thu	Feb. 6	NYI	CGY	4-2 W	22-28-4-3	51	136	177	D. JONES	22/30	1/2	5/5	Berra	28/30	0.933%	12,888	13
58	Sat	Feb. 8	PHI	CGY	1-2 L	22-29-4-3	51	137	179	S. HARTMILL	33/23	0/2	2/2	Berra	19/24	0.913%	19,289	13
59	Thu	Feb. 27	EDM	CGY	0-2 L	22-30-4-3	51	137	181	D. Brown	25/24	0/4	1/1	Orlto	22/24	0.917%	19,289	13
60	Sat	Mar. 1	CGY	2-1 (WOT)	23-30-4-3	53	139	182	S. MONAHAN	30/22	0/3	2/2	Berra	21/22	0.955%	16,839	13	
61	Mon	Mar. 3	MIN	CGY	2-3 L	23-31-4-3	53	141	185	Z. Parise	23/27	0/1	1/2	Berra	24/27	0.889%	18,543	13
62	Wed	Mar. 5	CGY	OTT	4-1 W	24-31-4-3	55	145	186	P. BYRON	28/31	2/7	5/5	Orlto	30/31	0.968%	19,289	13
63	Fri	Mar. 7	CGY	NYI	4-3 W	25-31-4-3	57	149	189	J. COLBORNE	23/26	0/1	4/4	Orlto	23/26	0.865%	19,289	13
64	Sat	Mar. 8	VAN	CGY	1-2 L	25-32-4-3	57	150	191	Y. Weber	23/14	0/5	1/1	Orlto	12/14	0.857%	18,910	13
65	Mon	Mar. 10	CGY	LAK	2-3 L	25-33-4-3	57	152	194	A. Koptiar	26/23	1/3	2/2	Orlto	20/23	0.870%	19,289	13
66	Wed	Mar. 12	CGY	ANA	7-2 W	26-33-4-3	59	159	196	M. CAMMALLERI	25/22	1/3	2/2	Orlto	20/22	0.909%	19,289	13
67	Fri	Mar. 14	DAL	CGY	4-3 (WSO)	27-33-4-3	61	163	199	C. KNIGHT	30/25	1/1	0/0	MacDonald	22/25	0.880%	18,532	13
68	Sat	Mar. 15	PHX	CGY	2-3 L	27-34-4-3	61	165	202	S. Doan	31/26	1/4	7/8	Orlto	23/26	0.885%	16,373	13
69	Tue	Mar. 18	CGY	BUF	3-1 W	28-34-4-3	63	168	203	M. CAMMALLERI	26/14	0/1	2/2	Orlto	13/14	0.929%	19,289	13
70	Fri	Mar. 21	CGY	NSH	5-6 L	28-35-4-3	63	173	209	M. Cullen	29/22	1/2	1/2	Orlto	9/13	0.692%	19,289	13
71	Sat	Mar. 22	EDM	CGY	8-1 W	29-35-4-3	65	181	210	M. CAMMALLERI	31/25	0/3	1/2	Ramo	24/25	0.778%	16,839	13
72	Mon	Mar. 24	CGY	SJS	2-1 (WSO)	30-35-4-3	67	183	211	M. CAMMALLERI	27/34	0/3	2/2	Ramo	33/34	0.971%	19,289	13
73	Wed	Mar. 26	CGY	ANA	2-3 L	30-36-4-3	67	185	214	A. Capolongo	34/34	0/1	1/2	Ramo	31/34	0.912%	19,289	13
74	Fri	Mar. 28	CGY	NYR	4-3 W	31-36-4-3	69	189	217	M. CAMMALLERI	28/41	1/2	1/1	Ramo	38/41	0.927%	19,289	13
75	Sat	Mar. 30	OTT	CGY	3-6 L	31-37-4-3	69	192	223	J. Cowen	40/37	0/3	0/2	Ramo	31/36	0.861%	18,505	13
76	Tue	Apr. 1	TOR	CGY	2-3 L	31-38-4-3	69	194	226	D. Clarkson	42/27	0/2	1/1	Ramo	19/22	0.864%	19,482	13
77	Thu	Apr. 3	TBL	CGY	4-1 W	32-38-4-3	71	198	227	K. WESTGARTH	25/32	0/2	3/3	Ramo	31/32	0.969%	17,495	13
78	Fri	Apr. 4	FLA	CGY	2-1 W	33-38-4-3	73	200	228	M. CAMMALLERI	17/35	0/4	1/2	MacDonald	34/35	0.971%	12,055	13
79	Mon	Apr. 7	NJD	CGY	1-0 W	34-38-4-3	75	201	228	S. MONAHAN	18/44	1/5	3/3	Ramo	31/31	1.000%	14,297	13
80	Wed	Apr. 9	CGY	LAK	4-3 (WSO)	35-38-4-3	77	205	231	S. MONAHAN	18/44	0/0	0/0	Ramo	41/44	0.932%	19,289	13
81	Fri	Apr. 11	CGY	WPG	3-5 L	35-39-4-3	77	208	236	P. Postma	38/27	2/5	2/2	Ramo	22/26	0.846%	19,289	13
82	Sat	Apr. 13	VAN	CGY	1-5 L	35-40-4-3	77	209	241	D. Sedin	22/23	0/2	2/4	Ramo	16/20	0.800%	18,910	13



# 2013-14 FLAMES RESULTS

HOME

GOAL KEY: underline = power play goal, \* = short-handed goal, bold = game-winning goal, bold italic = GW Shoot-out goal, += game-tying goal, \$ = empty net, # = penalty shot

HOME

GAME#	DAY	DATE	OPP.	RESULT	RECORD	PTS	GF	GA	FLAMES GOALS BY #	DECIDING GOAL	SHOTS - C/GY/PPP	PP	PK	GOALIE	SAVES / SHOTS	SAVE %	ATTENDANCE
1	Sun.	Oct. 6	VAN	4-5 (LOT)	0-0-0	1	4	5	5, 11, 23, 54+	M. Santorelli	36/28	0/3	1/1	MacDonald	33/28	0.821%	19,289
2	Wed.	Oct. 9	MTL	3-2 W	1-0-0	3	7	7	23, 47, 20	S. MENEZESS	25/35	1/3	2/3	MacDonald	33/35	0.943%	19,289
3	Fri.	Oct. 11	NJD	3-2 W	2-0-0	5	10	9	6, 5, 23	C. MONAHAN	29/21	2/4	2/2	MacDonald	19/21	0.905%	19,289
4	Wed.	Oct. 30	WSH	3-0+1-0	3-0-0	7	15	11	4, 24, 13, 13, 20	M. CAMMALLERI	33/29	0/3	4/4	Ramo	27/29	0.931%	19,289
5	Sat.	Oct. 26	TOR	2-4 L	3-1-0	7	17	15	18, 54	M. Raymond	43/22	0/5	1/1	Ramo	18/21	0.857%	19,289
6	Fri.	Nov. 1	DET	3-4 L	3-2-0	8	20	22	44, 23, 20	J. Abdelkader	25/22	0/5	3/3	MacDonald	18/22	0.819%	19,289
7	Tue.	Nov. 12	SJS	2-3 (LOT)	3-2-0	7	22	22	4, 13	B. Stuart	35/13	1/2	3/2	Berra	32/35	0.914%	19,289
8	Thu.	Nov. 14	DAL	3-7 L	3-3-0	8	25	29	18, 54, 18*	T. Seguin	28/32	1/2	2/3	Berra	13/17	0.745%	19,289
9	Sat.	Nov. 16	EDM	2-4 L	3-4-0	8	27	33	23, 6	D. Perron	35/23	0/3	2/2	Berra	20/23	0.870%	19,289
10	Wed.	Nov. 20	CBJ	1-2 (LOT)	3-4-0	9	28	35	8+	N. Nikitin	24/18	0/0	3/4	Berra	16/18	0.885%	19,289
11	Fri.	Nov. 22	FLA	4-3 W(SO)	4-4-0	11	32	38	8, 47, 19, 23	S. MONAHAN	24/26	1/2	4/4	Berra	23/26	0.885%	19,289
12	Wed.	Nov. 27	CHI	2-3 L	4-5-0	11	34	41	18, 23	P. Kane	22/30	0/1	2/2	Berra	27/30	0.900%	19,289
13	Wed.	Dec. 4	PHX	4-1 W	5-5-0	13	38	42	7+, 11, 5, 22*	M. BACKLUND	18/30	1/3	5/5	Ramo	29/30	0.967%	19,289
14	Fri.	Dec. 6	COL	2-3 L	5-6-0	13	40	45	4, 16	N. MacKinnon	28/25	1/4	4/4	Ramo	22/25	0.880%	19,289
15	Tue.	Dec. 10	BOS	1-2 L	5-7-0	13	41	47	24	R. Smith	27/24	0/2	2/3	Berra	22/24	0.917%	19,289
16	Thu.	Dec. 12	CAR	2-1 W(OT)	6-7-0	15	43	48	16, 44	C. Butler	30/30	0/1	2/2	Ramo	29/30	0.967%	19,289
17	Mon.	Dec. 23	STL	4-3 W(SO)	7-7-0	17	47	51	24, 13, 5+, 8	J. COLBORNE	29/35	2/5	3/4	Berra	32/35	0.914%	19,289
18	Fri.	Dec. 27	EDM	0-2 L	7-8-0	17	47	53	23, 17	R. Smyth	27/28	0/2	3/4	Berra	26/27	0.963%	19,289
19	Sun.	Dec. 29	VAN	0-2 L	7-9-0	17	47	55	23	J. Hansen	18/30	0/1	1/1	Berra	28/30	0.933%	19,289
20	Tue.	Dec. 31	PHI	1-4 L	7-10-0	17	48	59	23	B. Schenn	24/21	1/2	2/4	Ramo	17/20	0.850%	19,289
21	Fri.	Jan. 3	TBL	0-2 L	7-11-0	17	48	61		C. Paat	19/29	0/5	5/5	Berra	27/29	0.931%	19,289
22	Thu.	Jan. 9	STL	0-5 L	7-12-0	17	49	66		C. Stewart	33/29	0/6	4/6	Ramo	24/29	0.828%	19,289
23	Sat.	Jan. 11	PIT	1-2 L	7-13-0	17	49	68	11	M. Niskanen	28/26	1/5	3/3	Berra	24/26	0.923%	19,289
24	Thu.	Jan. 16	WPG	2-5 L	7-14-0	17	51	73	5, 17	M. Scheifele	22/23	0/3	4/5	Berra	18/23	0.783%	19,289
25	Wed.	Jan. 22	PHX	3-2 W	8-14-0	19	54	75	23, 17, 18	M. Stajan	26/32	0/2	2/2	Ramo	30/32	0.938%	19,289
26	Fri.	Jan. 24	NSH	5-4 W(SO)	9-14-0	21	59	79	5, 54, 11, 54, 23	S. MONAHAN	31/25	3/5	2/2	Ramo	9/12	0.750%	19,289
27	Tue.	Jan. 28	CHI	5-4 W(OT)	10-14-0	23	64	83	11, 17, 18, 11*, 7	T.J. Brodie	29/33	0/2	1/1	Berra	12/13	0.923%	19,289
28	Thu.	Jan. 30	SJS	4-1 W	11-14-0	25	68	84	22, 5, 23, 24\$	M. GORDANO	30/28	0/2	1/1	Ramo	27/28	0.964%	19,289
29	Sat.	Feb. 1	MIN	4-3 W(OT)	12-14-0	27	72	87	39, 6, 11*, 11	M. BACKLUND	32/23	0/4	3/4	Ramo	6/6	1.000%	19,289
30	Thu.	Feb. 27	LAK	0-2 L	12-15-0	27	72	89		D. Brown	25/24	0/4	1/1	Orlto	14/17	0.824%	19,289
31	Wed.	Mar. 5	OTT	4-1 W	13-15-0	29	76	90	60, 32, 8, 13	P. BYRON	28/31	2/7	5/5	Orlto	30/31	0.917%	19,289
32	Fri.	Mar. 7	NYI	3-3 W	14-15-0	31	80	93	60*, 8, 23*, 8	J. COLBORNE	23/26	0/1	4/4	Orlto	23/26	0.988%	19,289
33	Mon.	Mar. 10	LAK	2-3 L	14-16-0	31	82	96	13, 16	A. Kopitar	26/23	1/3	2/2	Orlto	20/23	0.870%	19,289
34	Wed.	Mar. 12	ANA	7-2 W	15-16-0	33	89	98	5, 39*, 13, 11*, 3, 10	M. CAMMALLERI	25/22	1/4	2/2	Orlto	20/22	0.909%	19,289
35	Tue.	Mar. 18	BUF	3-1 W	16-16-0	35	92	99	8+, 13, 32*	M. CAMMALLERI	26/14	0/1	2/2	Orlto	13/14	0.929%	19,289
36	Fri.	Mar. 21	NSH	5-6 L	16-17-0	35	97	105	4, 13, 24, 11, 13	M. Cullen	29/22	1/2	1/2	Orlto	9/13	0.692%	19,289
37	Mon.	Mar. 24	SJS	2-1 W(SO)	17-17-0	37	106	106	8+, 19	M. CAMMALLERI	27/34	0/3	2/2	MacDonald	7/9	0.778%	19,289
38	Wed.	Mar. 26	ANA	2-3 L	17-18-0	37	101	109	16, 24	A. Cogliano	34/34	0/1	1/2	Ramo	33/34	0.971%	19,289
39	Fri.	Mar. 28	NVR	4-3 W	18-18-0	39	105	115	8, 5, 15+, 13	M. CAMMALLERI	28/41	1/2	1/1	Ramo	38/41	0.927%	19,289
40	Wed.	Apr. 9	LAK	19-18-3-0	41	109	115	115	39, 23, 18, 23	S. MONAHAN	18/44	0/0	0/0	Ramo	41/44	0.932%	19,289
41	Fri.	Apr. 11	WPG	3-5 L	19-19-3-0	41	112	120	24, 23, 4	P. Postma	38/27	2/5	2/2	Ramo	22/26	0.846%	19,289



# 2013-14 FLAMES RESULTS

## AWAY

**GOAL KEY:** underline = power play goal, \* = short-handed goal, bold = game-winning goal, bold italic = GW Shoot-out goal, \* = empty net, # = penalty shot

### ROAD

GAME #	DAY	DATE	OPP.	RESULT	RECORD	PTS	GF	GA	FLAMES GOALS BY #	DECIDING GOAL	SHOTS - C/GY/PPP	PP	PK	GOALIE	SAVES / SHOTS	SAVE %	ATTENDANCE
1	Thu.	Oct. 3	WSH	4-5 (S/O)	0-0-1	1	4	5	54, 22, 24, 17	M. Grabovski	39/39	1/5	1/3	Ramo	35/39	0.897%	18,506
2	Fri.	Oct. 4	CBJ	4-3 W	1-0-1	3	8	8	23, 39, 24, 20	C. GLENACROSS	30/32	0/3	2/2	Macdonald	29/32	0.906%	18,151
3	Wed.	Oct. 16	ANA	3-2 L	1-1-0	3	10	11	22*, 24	J. Selanne	35/22	0/4	2/2	Macdonald	19/22	0.864%	14,051
4	Sat.	Oct. 19	SJS	3-6 L	1-2-0	3	13	17	23, 11*, 24	J. PavelSKI	19/36	1/6	6/9	Ramo	30/35	0.857%	17,562
5	Mon.	Oct. 21	LAK	3-2 W	2-2-0	5	16	19	23, 23, 7	T.J. BRODIE	25/29	3/6	2/3	Ramo	27/29	0.931%	18,118
6	Tue.	Oct. 22	PHX	2-4 L	2-3-0	5	18	23	M. Ribeiro	24/33	0/3	2/3	Macdonald	29/32	0.906%	10,141	
7	Thu.	Oct. 24	DAL	1-5 L	2-4-0	5	19	28	22, 8	A. Chousson	29/34	0/2	4/4	Ramo	29/34	0.853%	13,122
8	Sun.	Nov. 3	CHI	3-2 W (OT)	3-0-1	7	22	30	13, 20, 4	K. RUSSELL	30/44	0/0	2/3	Berra	42/44	0.955%	21,229
9	Tue.	Nov. 5	STL	1-5 L	3-5-0	7	23	35	24	Z. Parise	25/24	0/4	2/3	Berra	19/24	0.792%	17,708
10	Thu.	Nov. 7	SIL	2-3 L	3-6-0	7	25	38	15, 13	A. Steen	20/27	0/6	2/3	Berra	24/27	0.889%	14,877
11	Fri.	Nov. 8	COL	2-4 L	3-7-0	7	27	42	13, 13	J. Mitchell	32/27	0/2	2/3	Ramo	23/26	0.885%	17,620
12	Mon.	Nov. 18	WPG	5-4 W (S/O)	4-7-0	9	32	46	13, 7, 17*, 24, 23	S. MONAHAN	33/47	1/5	2/3	Berra	43/47	0.915%	15,004
13	Fri.	Nov. 29	ANA	2-5 L	4-8-0	9	34	51	3, 54	D. Penner	21/42	0/0	3/4	Berra	33/38	0.868%	17,174
14	Sat.	Nov. 30	LAK	2-1 W	5-8-0	11	36	52	19*, 13	M. CAMMALLERI	20/22	0/5	3/3	Ramo	41/4	1.000%	18,118
15	Sat.	Dec. 7	EDM	2-1 W (OT)	6-8-0	13	38	53	22, 24	J. HUDLER	27/31	0/2	6/6	Berra	21/22	0.955%	18,118
16	Sat.	Dec. 14	BUF	3-4 (S/O)	7-8-0	15	40	54	32*, 18	M. STAJAN	26/27	0/4	5/5	Ramo	30/31	0.968%	16,639
17	Sun.	Dec. 15	NYR	7-8-0	7-8-0	16	43	58	11, 20, 23	B. Pouliot	21/32	1/5	4/4	Ramo	26/27	0.963%	18,368
18	Tue.	Dec. 17	BOS	0-2 L	7-9-0	16	43	60	11, 20, 23	Z. Chara	21/31	0/3	1/3	Berra	29/32	0.906%	18,006
19	Thu.	Dec. 19	DET	2-3 (OT)	7-9-1	17	45	63	11, 5+	D. Alfredsson	22/38	1/5	3/4	Ramo	29/31	0.936%	17,565
20	Sat.	Dec. 21	PIT	4-3 W	7-10-1	17	48	67	32, 13, 24	M. Niskanen	30/23	0/3	3/3	Ramo	35/38	0.921%	20,066
21	Mon.	Jan. 6	COL	4-3 W	8-10-1	19	52	70	23, 8, 24, 13	M. CAMMALLERI	19/25	1/3	2/4	Ramo	19/23	0.826%	18,663
22	Tue.	Jan. 7	PHX	0-6 L	8-11-1	19	52	76	11, 23	S. Doan	27/30	0/2	2/3	Berra	22/25	0.800%	10,229
23	Mon.	Jan. 13	CAR	2-0 W	9-11-1	21	54	76	11, 23	M. BACKLUND	19/23	1/3	1/1	Ramo	24/30	0.800%	10,229
24	Tue.	Jan. 14	NSH	2-4 L	9-12-1	21	56	80	22, 11	C. Smith	24/34	0/2	2/4	Ramo	23/23	1.000%	15,276
25	Sat.	Jan. 18	VAN	2-3 (S/O)	9-12-1	22	58	83	5, 18	C. Higgins	33/33	1/4	0/3	Ramo	30/34	0.882%	15,730
26	Mon.	Jan. 20	SJS	2-3 L	9-13-1	22	60	86	24, 15	J. PavelSKI	23/27	0/0	2/1	Ramo	31/33	0.939%	18,910
27	Tue.	Feb. 4	MTL	0-2 L	9-14-1	22	60	88	24, 15	R. Bourque	27/27	0/2	0/1	Berra	24/27	0.889%	17,562
28	Thu.	Feb. 6	NYI	4-2 W	10-14-1	24	64	90	23, 6, 54, 11S	D. JONES	22/20	1/2	5/5	Berra	25/26	0.962%	21,273
29	Sat.	Feb. 8	PHI	1-2 L	10-15-1	24	65	92	18	S. Hartnell	33/23	0/2	2/2	Berra	28/30	0.933%	12,888
30	Sat.	Mar. 1	EDM	2-1 W (OT)	11-15-1	26	67	93	18	S. Monahan	22/30	0/2	2/2	Berra	21/23	0.913%	19,874
31	Mon.	Mar. 3	MIN	2-3 L	11-16-1	26	67	96	23, 23	Z. Parise	30/22	0/1	2/2	Berra	21/22	0.955%	16,839
32	Sat.	Mar. 8	VAN	1-2 L	11-17-1	26	69	96	13, 5	Y. Weber	33/27	0/1	1/2	Berra	24/27	0.889%	18,543
33	Fri.	Mar. 14	DAL	4-3 W (S/O)	12-17-1	28	74	101	16	C. Knight	23/14	0/5	0/1	Orto	12/14	0.857%	18,530
34	Sat.	Mar. 15	PHX	2-3 L	12-17-1	28	76	104	13, 32, 13*, 10	Y. Weber	30/25	1/1	0/0	Macdonald	22/25	0.880%	18,532
35	Sat.	Mar. 22	EDM	8-1 W	13-17-1	30	84	105	5, 13, 18*, 32, 20, 20, 15, 20	M. CAMMALLERI	31/26	2/4	7/8	Orto	23/26	0.885%	16,373
36	Sun.	Mar. 30	OTT	3-6 L	13-18-1	30	87	114	18, 32, 23	J. Cowen	31/25	0/3	1/2	Ramo	24/25	0.960%	16,373
37	Tue.	Apr. 1	TOR	2-3 L	13-19-1	30	89	114	18, 4	D. Clarkson	40/37	0/3	0/2	Ramo	31/36	0.961%	18,505
38	Thu.	Apr. 3	TBL	4-1 W	14-19-1	32	93	115	18, 4	K. WESTGARTH	24/22	0/2	1/1	Ramo	19/22	0.864%	17,482
39	Fri.	Apr. 4	FLA	1-1 W	14-19-1	32	93	115	13, 15, 20, 20S	M. CAMMALLERI	25/32	1/2	3/3	Ramo	31/32	0.969%	19,489
40	Mon.	Apr. 7	NJD	1-0 W	15-19-1	34	95	116	5, 11B	M. CAMMALLERI	17/35	0/4	1/2	Macdonald	34/35	0.971%	12,055
41	Sat.	Apr. 13	VAN	1-5 L	16-21-1	36	97	121	5	M. GORDANO	22/31	1/5	3/3	Ramo	31/31	1.000%	14,297
42	Sun.	Apr. 13	VAN	1-5 L	16-21-1	36	97	121	53	D. Sedin	22/23	0/2	2/4	Ramo	16/20	0.800%	18,910
														Macdonald	2/3	0.667%	





# 2014 STANLEY CUP RESULTS

## WESTERN CONFERENCE

### QUARTER FINALS

---

Anaheim defeated Dallas 4-2  
Los Angeles defeated San Jose 4-3  
Minnesota defeated Colorado 4-3  
Chicago defeated St. Louis 4-2

### SEMI-FINALS

---

Los Angeles defeated Anaheim 4-3  
Chicago defeated Minnesota 4-2

### FINALS

---

Los Angeles defeated Chicago 4-3

## EASTERN CONFERENCE

### QUARTER FINALS

---

Boston defeated Detroit 4-1  
Montreal defeated Tampa Bay 4-0  
Pittsburgh defeated Columbus 4-2  
New York Rangers defeated Philadelphia 4-3

### SEMI-FINALS

---

Montreal defeated Boston 4-3  
New York Rangers defeated Pittsburgh 4-3

### FINALS

---

New York Rangers defeated Montreal 4-2

## 2014 STANLEY CUP FINALS

---

Los Angeles defeated New York Rangers 4-1



# DIVISIONAL ALIGNMENT

## WESTERN CONFERENCE

### PACIFIC DIVISION

---

Anaheim Ducks  
CALGARY FLAMES  
Edmonton Oilers  
Los Angeles Kings  
Phoenix Coyotes  
San Jose Sharks  
Vancouver Canucks

### CENTRAL DIVISION

---

Chicago Blackhawks  
Colorado Avalanche  
Dallas Stars  
Minnesota Wild  
Nashville Predators  
St. Louis Blues  
Winnipeg Jets

## EASTERN CONFERENCE

### ATLANTIC DIVISION

---

Boston Bruins  
Buffalo Sabres  
Detroit Red Wings  
Florida Panthers  
Montreal Canadiens  
Ottawa Senators  
Tampa Bay Lightning  
Toronto Maple Leafs

### METROPOLITAN DIVISION

---

Carolina Hurricanes  
Columbus Blue Jackets  
New Jersey Devils  
New York Islanders  
New York Rangers  
Philadelphia Flyers  
Pittsburgh Penguins  
Washington Capitals



**TEAM vs TEAM**





## FLAMES VS AVALANCHE

**ALL-TIME:** 67-55-20-7: at Calgary 35-25-8-4; at Atlanta 1-0-1; at Colorado 22-23-5-3; at Quebec 9-7-6  
**SINCE CALGARY:** 64-55-19-7: at Calgary 35-25-8-4; at Colorado 22-23-5-3; at Quebec 7-7-6  
**LAST WIN:** in CALGARY Mar. 27, 2013; in Colorado Jan. 6, 2014

DATE	TEAMS	ATTENDANCE	W GOAL	GOALTENDERS
Nov. 8, 2013	CALGARY 2 AT Colorado 4	17620	John Mitchell	Ramo - Giguere
Dec. 6, 2013	Colorado 3 AT CALGARY 2	19289	Nathan MacKinnon	Giguere - Ramo
Jan. 6, 2014	CALGARY 4 AT Colorado 3	12027	Michael Commalleri	Ramo - Giguere

HEAD TO HEAD	GP	W	L	OTL	SOL	PTS	GF	GA	PPG	SHG	PEN	PIM
CALGARY	3	1	2	0	0	2	8	10	2	0	14	34
Colorado	3	2	1	0	0	4	10	8	3	0	12	30

GOALS AND SHOTS BY PERIODS	1st	2nd	3rd	OT	TOTAL	PCT
CALGARY	2-23	4-28	2-28	0-0	8-79	10.1
Colorado	3-20	4-35	3-22	0-0	10-77	13.0

CALGARY	GP	G	A	PTS	PIM	+/-	PPG	SHG	ENG	COLORADO	GP	G	A	PTS	PIM	+/-	PPG	SHG	ENG
Jiri Hudler	3	1	4	5	0	2	0	0	0	Nathan MacKinnon	3	3	1	4	0	2	2	0	0
Michael Commalleri	3	3	1	4	2	1	1	0	0	Paul Stastny	3	2	2	4	4	0	1	0	0
Mikael Backlund	3	0	4	4	2	1	0	0	0	John Mitchell	3	1	2	3	2	2	0	0	0
Joe Colborne	2	1	1	2	2	0	0	0	0	P.A. Parenteau	2	1	1	2	0	0	0	0	0
Sean Monahan	2	1	0	1	0	0	0	0	0	Ryan O'Reilly	3	1	1	2	0	0	0	0	0
Kris Russell	2	1	0	1	0	-3	1	0	0	Maxime Talbot	3	1	1	2	0	2	0	0	0
Matt Stajan	3	1	0	1	0	-1	0	0	0	Jan Hejda	2	0	2	2	0	3	0	0	0
Sven Baertschi	2	0	1	1	0	-1	0	0	0	Andre Benoit	3	0	2	2	2	-2	0	0	0
T.J. Galiardi	2	0	1	1	2	1	0	0	0	Gabriel Landeskog	3	0	2	2	2	0	0	0	0
Mark Giordano	2	0	1	1	4	-1	0	0	0	Matt Duchene	3	1	0	1	0	0	0	0	1
Lee Stempniak	2	0	1	1	2	-1	0	0	0	Tyson Barrie	2	0	1	1	0	-1	0	0	0
Dennis Wideman	2	0	1	1	0	-1	0	0	0	Erik Johnson	3	0	1	1	0	3	0	0	0
Shane O'Brien	3	0	1	1	0	1	0	0	0	Cory Sarich	3	0	1	1	0	-2	0	0	0
Tim Jackman	1	0	0	0	0	-1	0	0	0	Brad Malone	1	0	0	0	0	-1	0	0	0
Blair Jones	1	0	0	0	0	-1	0	0	0	Nate Guenin	2	0	0	0	0	1	0	0	0
Lane MacDermid	1	0	0	0	7	-1	0	0	0	Patrick Bordeleau	3	0	0	0	5	-1	0	0	0
Max Reinhart	1	0	0	0	0	0	0	0	0	Marc-Andre Cliche	3	0	0	0	0	-1	0	0	0
Kevin Westgarth	1	0	0	0	2	1	0	0	0	Jean-Sebastien Giguere	3	0	0	0	2	0	0	0	0
Lance Bouma	2	0	0	0	0	-2	0	0	0	Nick Holden	3	0	0	0	2	0	0	0	0
Paul Byron	2	0	0	0	0	0	0	0	0	Jamie McGinn	3	0	0	0	2	-1	0	0	0
David Jones	2	0	0	0	2	1	0	0	0	Cody McLeod	3	0	0	0	7	-1	0	0	0
Brian McGrattan	2	0	0	0	5	-1	0	0	0	Team					2				
Ladislav Smid	2	0	0	0	0	1	0	0	0	<b>TOTAL</b>	<b>3</b>	<b>10</b>	<b>17</b>	<b>27</b>	<b>30</b>	<b>5</b>	<b>3</b>	<b>0</b>	<b>1</b>
Derek Smith	2	0	0	0	2	-1	0	0	0										
T.J. Brodie	3	0	0	0	0	0	0	0	0										
Chris Butler	3	0	0	0	0	1	0	0	0										
Karri Ramo	3	0	0	0	0	0	0	0	0										
Team						2													
<b>TOTAL</b>	<b>3</b>	<b>8</b>	<b>16</b>	<b>24</b>	<b>34</b>	<b>-5</b>	<b>2</b>	<b>0</b>	<b>0</b>										

GOALTENDERS	GP	MP	GA	EN	SO	SVS	GAA	SAVE %	GOALTENDERS	GP	MP	GA	EN	SO	SVS	GAA	SAVE %
Karri Ramo (1-2-0-0)	3	178	9	1	0	67	3.04	.882	J-S Giguere (2-1-0-0)	3	178	8	0	0	71	2.70	.899
<b>TOTAL</b>	<b>3</b>	<b>178</b>	<b>9</b>	<b>1</b>	<b>0</b>	<b>67</b>	<b>3.03</b>	<b>.882</b>	<b>TOTAL</b>	<b>3</b>	<b>178</b>	<b>8</b>	<b>0</b>	<b>0</b>	<b>71</b>	<b>2.70</b>	<b>.899</b>

POWERPLAY	HOME			ROAD			OVERALL			
	ADV	PPG	PCT	ADV	PPG	PCT	ADV	PPG	PP %	PK %
CALGARY	4	1	25.0	5	1	20.0	9	2	22.2	72.7
Colorado	4	0	0.0	7	3	42.9	11	3	27.3	77.8



## FLAMES VS BLACKHAWKS

**ALL-TIME:** 63-64-26-5: at Calgary 26-20-10-3; at Atlanta 10-8-3; at Chicago 27-36-13-2

**SINCE CALGARY:** 50-46-17-5: at Calgary 26-20-10-3; at Chicago 24-26-7-2

**LAST WIN:** in CALGARY Jan. 28, 2014; in Chicago Nov. 3, 2013

**PENALTY SHOT:** CALGARY, T.J. Galiardi, unsuccessful vs. Corey Crawford, Nov. 3, 2013 at 4:06 of the 2nd period

DATE	TEAMS	ATTENDANCE	W GOAL	GOALTENDERS
Nov. 3, 2013	CALGARY 3 AT Chicago 2 OT	21229	Kris Russell at 1:32	Berra - Crawford
Nov. 27, 2013	Chicago 3 AT CALGARY 2	19289	Patrick Kane	Raanta - Berra
Jan. 28, 2014	Chicago 4 AT CALGARY 5 OT	19289	T.J. Brodie at 2:26	Raanta / Crawford - Berra / Ramo

HEAD TO HEAD	GP	W	L	OTL	SOL	PTS	GF	GA	PPG	SHG	PEN	PIM
CALGARY	3	2	1	0	0	4	10	9	0	1	7	17
Chicago	3	1	0	2	0	4	9	10	1	1	4	11

GOALS AND SHOTS BY PERIODS	1st	2nd	3rd	OT	TOTAL	PCT
CALGARY	2 - 29	4 - 30	2 - 17	2 - 5	10 - 81	12.3
Chicago	2 - 38	3 - 31	4 - 38	0 - 0	9 - 107	8.4

CALGARY	GP	G	A	PTS	PIM	+/-	PPG	SHG	ENG	CHICAGO	GP	G	A	PTS	PIM	+/-	PPG	SHG	ENG
Matt Stajan	3	2	2	4	2	2	0	0	0	Patrick Kane	3	4	1	5	0	-1	0	0	0
Lee Stempniak	2	0	3	3	0	2	0	0	0	Marian Hossa	3	2	1	3	0	1	1	1	1
Mikael Backlund	3	2	0	2	0	0	0	1	0	Niklas Hjalmarsson	3	0	3	3	0	1	0	0	0
Curtis Glencross	1	1	1	2	0	1	0	0	0	Duncan Keith	3	0	3	3	0	1	0	0	0
Lance Bouma	2	1	1	2	0	1	0	0	0	Patrick Sharp	3	2	0	2	0	-2	0	0	0
Sean Monahan	3	1	1	2	0	-1	0	0	0	Brandon Saad	3	0	2	2	0	1	0	0	0
Kris Russell	3	1	1	2	0	1	0	0	0	Ben Smith	3	1	0	1	0	0	0	0	0
Jiri Hudler	3	0	2	2	0	0	0	0	0	Sheldon Brookbank	1	0	1	1	0	0	0	0	0
Dennis Wideman	3	0	2	2	0	3	0	0	0	Kris Versteeg	2	0	1	1	2	1	0	0	0
Michael Cammalleri	2	1	0	1	2	1	0	0	0	Brandon Bollig	3	0	1	1	5	0	0	0	0
T.J. Brodie	3	1	0	1	2	-2	0	0	0	Nick Leddy	3	0	1	1	0	-2	0	0	0
Mark Giordano	1	0	1	1	0	0	0	0	0	Johnny Oduya	3	0	1	1	2	0	0	0	0
Chris Buter	3	0	1	1	2	0	0	0	0	Andrew Shaw	3	0	1	1	0	-2	0	0	0
Joe Colborne	3	0	1	1	0	0	0	0	0	Jonathan Toews	3	0	1	1	0	-1	0	0	0
David Jones	3	0	1	1	0	-1	0	0	0	Michal Handzus	1	0	0	0	0	0	0	0	0
Tim Jackman	1	0	0	0	0	0	0	0	0	Jeremy Marin	1	0	0	0	0	-1	0	0	0
Blair Jones	1	0	0	0	0	-1	0	0	0	Bryan Bickell	2	0	0	0	0	-2	0	0	0
Shane O'Brien	1	0	0	0	0	0	0	0	0	Corey Crawford	2	0	0	0	0	0	0	0	0
Karri Ramo	1	0	0	0	0	0	0	0	0	Antti Raanta	2	0	0	0	0	0	0	0	0
Ben Street	1	0	0	0	2	0	0	0	0	Michal Rozsival	2	0	0	0	0	-3	0	0	0
Kevin Westgarth	1	0	0	0	0	0	0	0	0	Marcus Kruger	3	0	0	0	0	0	0	0	0
Sven Baertschi	2	0	0	0	0	-1	0	0	0	Brandon Pirri	3	0	0	0	2	0	0	0	0
T.J. Galiardi	2	0	0	0	1	0	0	0	0	Brent Seabrook	3	0	0	0	0	0	0	0	0
Ladislav Smid	2	0	0	0	0	2	0	0	0	<b>TOTAL</b>	<b>3</b>	<b>9</b>	<b>17</b>	<b>26</b>	<b>11</b>	<b>-9</b>	<b>1</b>	<b>1</b>	<b>0</b>
Derek Smith	2	0	0	0	0	0	0	0	0										
Reto Berra	3	0	0	0	0	0	0	0	0										
Brian McGrattan	3	0	0	0	7	-1	0	0	0										
<b>TOTAL</b>	<b>3</b>	<b>10</b>	<b>17</b>	<b>27</b>	<b>17</b>	<b>7</b>	<b>0</b>	<b>1</b>	<b>0</b>										

GOALTENDERS	GP	MP	GA	EN	SO	SVS	GAA	SAVE %	GOALTENDERS	GP	MP	GA	EN	SO	SVS	GAA	SAVE %
Karri Ramo (1-0-0-0)	1	22	0	0	0	9	0.00	.100	Corey Crawford (0-0-2-0)	2	94	4	0	0	40	2.55	.909
Reto Berra (1-1-0-0)	3	161	9	0	0	89	3.35	.908	Antti Raanta (1-0-0-0)	2	90	6	0	0	31	4.00	.838
<b>TOTAL</b>	<b>3</b>	<b>183</b>	<b>9</b>	<b>0</b>	<b>0</b>	<b>98</b>	<b>2.95</b>	<b>.916</b>	<b>TOTAL</b>	<b>3</b>	<b>184</b>	<b>10</b>	<b>0</b>	<b>0</b>	<b>71</b>	<b>3.26</b>	<b>.877</b>

POWERPLAY	HOME	ROAD	OVERALL							
	ADV	PPG	PCT	ADV	PPG	PCT	ADV	PPG	PP %	PK %
CALGARY	3	0	0.0	0	0	0.0	3	0	0.0	83.3
Chicago	3	0	0.0	3	1	33.3	6	1	16.7	100.0

VS



## FLAMES VS BLUE JACKETS

**ALL-TIME:** 23-20-0-6; at Calgary 14-5-0-5; at Columbus 9-15-0-1

**LAST WIN:** in CALGARY Mar. 4, 2011; in Columbus Oct. 4, 2013

DATE	TEAMS	ATTENDANCE	W GOAL	GOALTENDERS
Oct. 4, 2013	CALGARY 4 AT Columbus 3	18151	Curtis Glencross	MacDonald - Bobrovsky
Nov. 20, 2013	Columbus 2 AT CALGARY 1 OT	19289	Nikita Nikitin at 2:25	Bobrovsky - Berra

HEAD TO HEAD	GP	W	L	OTL	SOL	PTS	GF	GA	PPG	SHG	PEN	PIM
CALGARY	2	1	0	1	0	3	5	5	0	0	7	14
Columbus	2	1	1	0	0	2	5	5	1	0	4	8

GOALS AND SHOTS BY PERIODS	1st	2nd	3rd	OT	TOTAL	PCT
CALGARY	2 - 18	0 - 16	3 - 20	0 - 0	5 - 54	9.3
Columbus	3 - 20	0 - 14	1 - 14	1 - 2	5 - 50	10.0

CALGARY	GP	G	A	PTS	PIM	+	-	PPG	SHG	ENG	COLUMBUS	GP	G	A	PTS	PIM	+	-	PPG	SHG	ENG
T.J. Galiardi	2	1	1	2	0	3	0	0	0	0	Marian Gaborik	1	1	1	2	0	0	0	0	0	0
David Jones	2	0	2	2	0	2	0	0	0	0	Jack Johnson	2	1	1	2	4	1	1	0	0	0
Curtis Glencross	1	1	0	1	0	1	0	0	0	0	Nikita Nikitin	2	1	1	2	0	1	0	0	0	0
Joe Colborne	2	1	0	1	2	1	0	0	0	0	David Savard	2	0	2	2	0	2	0	0	0	0
Jiri Hudler	2	1	0	1	0	1	0	0	0	0	Artem Anisimov	2	1	0	1	0	0	0	0	0	0
Sean Monahan	2	1	0	1	0	0	0	0	0	0	Nick Foligno	2	1	0	1	2	1	0	0	0	0
Mark Giordano	1	0	1	1	0	1	0	0	0	0	Brandon Dubinsky	1	0	1	1	0	1	0	0	0	0
Mikael Backlund	2	0	1	1	0	0	0	0	0	0	Cam Atkinson	2	0	1	1	0	0	0	0	0	0
Sven Baertschi	2	0	1	1	0	-1	0	0	0	0	Blake Comeau	2	0	1	1	0	-4	0	0	0	0
Kris Russell	2	0	1	1	0	2	0	0	0	0	R.J. Umberger	2	0	1	1	0	1	0	0	0	0
Lee Stempniak	2	0	1	1	0	-2	0	0	0	0	James Wisniewski	2	0	1	1	0	-3	0	0	0	0
Reto Berra	1	0	0	0	0	0	0	0	0	0	Jared Boll	1	0	0	0	0	0	0	0	0	0
Michael Cammalleri	1	0	0	0	0	-1	0	0	0	0	Matt Calvert	1	0	0	0	0	1	0	0	0	0
Joey MacDonald	1	0	0	0	0	0	0	0	0	0	Michael Chaput	1	0	0	0	0	0	0	0	0	0
Ladislav Smid	1	0	0	0	0	-1	0	0	0	0	Dalton Prout	1	0	0	0	0	-1	0	0	0	0
Matt Stajan	1	0	0	0	0	-1	0	0	0	0	Jack Skille	1	0	0	0	0	0	0	0	0	0
Ben Street	1	0	0	0	2	1	0	0	0	0	Fedor Tyutin	1	0	0	0	0	0	0	0	0	0
Lance Bouma	2	0	0	0	0	0	0	0	0	0	Sergei Bobrovsky	2	0	0	0	0	0	0	0	0	0
T.J. Brodie	2	0	0	0	0	0	0	0	0	0	Boone Jenner	2	0	0	0	0	0	0	0	0	0
Chris Butler	2	0	0	0	2	0	0	0	0	0	Ryan Johansen	2	0	0	0	2	1	0	0	0	0
Brian McGrattan	2	0	0	0	0	0	0	0	0	0	Mark Letestu	2	0	0	0	0	-2	0	0	0	0
Shane O'Brien	2	0	0	0	4	0	0	0	0	0	Derek MacKenzie	2	0	0	0	0	-3	0	0	0	0
Dennis Wideman	2	0	0	0	2	0	0	0	0	0	Ryan Murray	2	0	0	0	0	-2	0	0	0	0
Team					2						TOTAL	2	5	10	15	8	-6	1	0	0	0
TOTAL	2	5	8	13	14	6	0	0	0	0											

GOALTENDERS	GP	MP	GA	EN	SO	SVS	GAA	SAVE %	GOALTENDERS	GP	MP	GA	EN	SO	SVS	GAA	SAVE %
Reto Berra (0-0-1-0)	1	62	2	0	0	16	1.92	.889	Sergei Bobrovsky (1-1-0-0)	2	122	5	0	0	49	2.45	.907
Joey MacDonald (1-0-0-0)	1	60	3	0	0	29	3.00	.906	TOTAL	2	122	5	0	0	49	2.46	.907
TOTAL	2	122	5	0	0	45	2.46	.900									

POWERPLAY	HOME	ROAD	OVERALL							
	ADV	PPG	PCT	ADV	PPG	PCT	ADV	PPG	PP %	PK %
CALGARY	0	0	0.0	3	0	0.0	3	0	0.0	83.3
Columbus	3	0	0.0	3	1	33.3	6	1	16.7	100.0



# FLAMES vs BLUES

**ALL-TIME:** 74-68-14-4: at Calgary 31-24-2-3; at Atlanta 10-7-3; at St. Louis 33-37-9-1  
**SINCE CALGARY:** 55-53-8-4: at Calgary 31-24-2-3; at St. Louis 24-29-6-1  
**LAST WIN:** in CALGARY Dec. 23, 2013; in St. Louis Apr. 1, 2011

DATE	TEAMS	ATTENDANCE	W GOAL	GOALTENDERS
Nov. 7, 2013	CALGARY 2 AT St. Louis 3	14877	Alexander Steen	Berra - Elliott
Dec. 23, 2013	St. Louis 3 AT CALGARY 4 SHO	19289	Joe Colborne	Halak - Berra
Jan. 9, 2014	St. Louis 5 AT CALGARY 0	19289	Chris Stewart	Halak - Ramo

HEAD TO HEAD	GP	W	L	OTL	SOL	PTS	GF	GA	PPG	SHG	PEN	PIM
CALGARY	3	1	2	0	0	2	5	11	2	0	16	35
St. Louis	3	2	0	0	1	5	11	5	4	0	20	43

GOALS AND SHOTS BY PERIODS	1st	2nd	3rd	OT	TOTAL	PCT
CALGARY	0 - 16	1 - 30	4 - 32	0 - 4	5 - 82	6.1
St. Louis	5 - 34	4 - 28	2 - 26	0 - 3	11 - 91	12.1

CALGARY	GP	G	A	PTS	PIM	+/-	PPG	SHG	ENG	ST. LOUIS	GP	G	A	PTS	PIM	+/-	PPG	SHG	ENG	
Michael Cammalleri	3	2	1	3	0	1	0	0	0	Vladimir Tarasenko	3	2	2	4	0	2	0	2	0	0
Jiri Hudler	3	1	2	3	0	0	1	0	0	Kevin Shattenkirk	3	1	2	3	2	3	1	0	0	0
Mark Giordano	2	1	1	2	4	0	1	0	0	Jordan Leopold	2	0	3	3	2	2	0	0	0	0
Mikael Backlund	3	0	2	2	0	-1	0	0	0	Vladimir Sobotka	2	1	1	2	2	2	0	0	0	0
Tim Jackman	1	1	0	1	5	1	0	0	0	Maxim Lapierre	3	1	1	2	4	0	0	0	0	0
Chad Billins	1	0	1	1	0	0	0	0	0	Jaden Schwartz	3	1	1	2	2	1	0	0	0	0
Paul Byron	2	0	1	1	2	0	0	0	0	Chris Stewart	3	1	1	2	2	1	0	0	0	0
Chris Butler	3	0	1	2	0	0	0	0	0	Brenden Morrow	2	0	2	2	2	1	0	0	0	0
Shane O'Brien	3	0	1	1	0	-1	0	0	0	Jay Bouwmeester	3	0	2	2	2	-1	0	0	0	0
Christopher Breen	1	0	0	0	0	-1	0	0	0	Alexander Steen	1	1	0	1	2	1	0	0	0	0
Karri Ramo	1	0	0	0	0	0	0	0	0	Ian Cole	2	1	0	1	0	3	0	0	0	0
Max Reinhart	1	0	0	0	2	1	0	0	0	Magnus Paajarvi	2	1	0	1	0	1	0	0	0	0
Kris Russell	1	0	0	0	0	0	0	0	0	Patrik Berglund	3	1	0	1	6	0	1	0	0	0
Kevin Westgarth	1	0	0	0	2	-1	0	0	0	Adam Cracknell	2	0	1	1	0	1	0	0	0	0
Reto Berra	2	0	0	0	0	0	0	0	0	Jaroslav Halak	2	0	1	1	0	0	0	0	0	0
David Jones	2	0	0	0	0	-1	0	0	0	Barret Jackman	3	0	1	1	7	3	0	0	0	0
Ladislav Smid	2	0	0	0	0	-3	0	0	0	T.J. Oshie	3	0	1	1	2	1	0	0	0	0
Lee Stempniak	2	0	0	0	2	-2	0	0	0	Alex Pietrangelo	3	0	1	1	2	-1	0	0	0	0
Dennis Wideman	2	0	0	0	6	-3	0	0	0	Derek Roy	3	0	1	1	2	1	0	0	0	0
Lance Bouma	3	0	0	0	0	-1	0	0	0	Carlo Colaiacovo	1	0	0	0	2	0	0	0	0	0
T.J. Brodie	3	0	0	0	0	-1	0	0	0	Brian Elliott	1	0	0	0	0	0	0	0	0	0
Joe Colborne	3	0	0	0	2	0	0	0	0	Dimitrij Jaskin	1	0	0	0	0	0	0	0	0	0
T.J. Galiardi	3	0	0	0	2	-2	0	0	0	Roman Polak	1	0	0	0	0	-1	0	0	0	0
Brian McGrattan	3	0	0	0	2	-2	0	0	0	Ryan Reaves	2	0	0	0	0	1	0	0	0	0
Sean Monahan	3	0	0	0	0	-2	0	0	0	David Backes	3	0	0	0	2	1	0	0	0	0
Matt Stajan	3	0	0	0	4	-2	0	0	0	<b>TOTAL</b>	<b>3</b>	<b>11</b>	<b>21</b>	<b>32</b>	<b>43</b>	<b>20</b>	<b>4</b>	<b>0</b>	<b>0</b>	<b>0</b>

GOALTENDERS	GP	MP	GA	EN	SO	SVS	GAA	SAVE %	GOALTENDERS	GP	MP	GA	EN	SO	SVS	GAA	SAVE %
Reto Berra (1-1-0-0)	2	122	6	0	0	56	2.95	.903	Jaroslav Halak (1-0-0-1)	2	125	3	0	1	59	1.44	.952
Karri Ramo (0-1-0-0)	1	60	5	0	0	24	5.00	.828	Brian Elliott (1-0-0-0)	1	60	2	0	0	18	2.00	.900
<b>TOTAL</b>	<b>3</b>	<b>182</b>	<b>11</b>	<b>0</b>	<b>0</b>	<b>80</b>	<b>3.63</b>	<b>.879</b>	<b>TOTAL</b>	<b>3</b>	<b>185</b>	<b>5</b>	<b>0</b>	<b>1</b>	<b>77</b>	<b>1.62</b>	<b>.939</b>

POWERPLAY	HOME			ROAD			OVERALL			
	ADV	PPG	PCT	ADV	PPG	PCT	ADV	PPG	PP %	PK %
CALGARY	11	2	18.2	6	0	0.0	17	2	11.8	69.2
St. Louis	10	3	30.0	3	1	33.3	13	4	30.8	88.2

VS



## FLAMES vs BRUINS

**ALL-TIME:** 33-56-10-0; at Calgary 13-14-3-0; at Atlanta 7-10-1; at Boston 13-32-6-0

**SINCE CALGARY:** 24-31-8-0; at Calgary 13-14-3-0; at Boston 11-17-5-0

**LAST WIN:** in CALGARY Oct. 30, 2008; in Boston Dec. 18, 2003

DATE	TEAMS	ATTENDANCE	W GOAL	GOALTENDERS
Dec. 10, 2013	Boston 2 AT CALGARY 1	19289	Reilly Smith	Rask - Berra
Dec. 17, 2013	CALGARY 0 AT Boston 2	17565	Zdeno Chara	Berra - Rask

HEAD TO HEAD	GP	W	L	OTL	SOL	PTS	GF	GA	PPG	SHG	PEN	PIM
CALGARY	2	0	2	0	0	0	1	4	0	0	5	12
Boston	2	2	0	0	0	4	4	1	3	0	5	10

GOALS AND SHOTS BY PERIODS	1st	2nd	3rd	OT	TOTAL	PCT
CALGARY	0 - 20	1 - 15	0 - 13	0 - 0	1 - 48	2.1
Boston	0 - 15	1 - 19	3 - 21	0 - 0	4 - 55	7.3

CALGARY	GP	G	A	PTS	PIM	+	-	PPG	SHG	ENG	BOSTON	GP	G	A	PTS	PIM	+	-	PPG	SHG	ENG
Jiri Hudler	2	1	0	1	0	0	0	0	0	0	Zdeno Chara	2	2	1	3	0	1	2	0	0	0
Sven Baertschi	1	0	1	1	0	0	0	0	0	0	David Krejci	2	1	2	3	0	0	1	0	0	0
Mark Giordano	2	0	1	1	0	1	0	0	0	0	Jarome Iginla	2	0	2	2	0	0	0	0	0	0
Michael Cammalleri	1	0	0	0	0	0	0	0	0	0	Reilly Smith	2	1	0	1	0	0	0	0	0	0
Curtis Glencross	1	0	0	0	0	0	0	0	0	0	Torey Krug	2	0	1	1	0	0	0	0	0	0
Sean Monahan	1	0	0	0	0	0	0	0	0	0	Carl Soderberg	2	0	1	1	0	1	0	0	0	0
Mikael Backlund	2	0	0	0	0	0	0	0	0	0	Ryan Spooner	2	0	1	1	0	1	0	0	0	0
Reto Berra	2	0	0	0	0	0	0	0	0	0	Craig Cunningham	1	0	0	0	0	0	0	0	0	0
Lance Bouma	2	0	0	6	0	0	0	0	0	0	Matt Fraser	1	0	0	0	0	0	0	0	0	0
T.J. Brodie	2	0	0	0	-1	0	0	0	0	0	Matt Bartkowski	2	0	0	0	2	0	0	0	0	0
Chris Butler	2	0	0	0	0	0	0	0	0	0	Patrice Bergeron	2	0	0	0	2	-1	0	0	0	0
Paul Byron	2	0	0	0	0	0	0	0	0	0	Johnny Boychuk	2	0	0	0	0	0	0	0	0	0
Joe Colborne	2	0	0	2	0	0	0	0	0	0	Gregory Campbell	2	0	0	0	0	0	0	0	0	0
Blair Jones	2	0	0	2	0	0	0	0	0	0	Jordan Caron	2	0	0	0	2	0	0	0	0	0
David Jones	2	0	0	0	0	0	0	0	0	0	Nick Johnson	2	0	0	0	0	0	0	0	0	0
Brian McGrattan	2	0	0	0	0	0	0	0	0	0	Milan Lucic	2	0	0	0	0	0	0	0	0	0
Shane O'Brien	2	0	0	2	0	0	0	0	0	0	Brad Marchand	2	0	0	0	2	-1	0	0	0	0
Kris Russell	2	0	0	0	0	-1	0	0	0	0	Kevan Miller	2	0	0	0	0	0	0	0	0	0
Ladislav Smid	2	0	0	0	1	0	0	0	0	0	Tuukka Rask	2	0	0	0	0	0	0	0	0	0
Matt Stajan	2	0	0	0	0	0	0	0	0	0	Dennis Seidenberg	2	0	0	0	0	-1	0	0	0	0
Lee Stempniak	2	0	0	0	0	0	0	0	0	0	Team										
<b>TOTAL</b>	<b>2</b>	<b>1</b>	<b>2</b>	<b>3</b>	<b>12</b>	<b>0</b>	<b>0</b>	<b>0</b>	<b>0</b>	<b>0</b>	<b>TOTAL</b>	<b>2</b>	<b>4</b>	<b>8</b>	<b>12</b>	<b>10</b>	<b>0</b>	<b>3</b>	<b>0</b>	<b>0</b>	<b>0</b>

GOALTENDERS	GP	MP	GA	EN	SO	SVS	GAA	SAVE %	GOALTENDERS	GP	MP	GA	EN	SO	SVS	GAA	SAVE %
Reto Berra (0-2-0-0)	2	116	4	0	0	51	2.07	.927	Tuukka Rask (2-0-0-0)	2	120	1	0	1	47	0.50	.979
<b>TOTAL</b>	<b>2</b>	<b>116</b>	<b>4</b>	<b>0</b>	<b>0</b>	<b>51</b>	<b>2.07</b>	<b>.927</b>	<b>TOTAL</b>	<b>2</b>	<b>120</b>	<b>1</b>	<b>0</b>	<b>1</b>	<b>47</b>	<b>0.50</b>	<b>.979</b>

	HOME			ROAD			OVERALL			
	ADV	PPG	PCT	ADV	PPG	PCT	ADV	PPG	PP %	PK %
CALGARY	2	0	0.0	3	0	0.0	5	0	0.0	50.0
Boston	3	1	33.3	3	2	66.7	6	3	50.0	100.0

VS



# FLAMES VS CANADIENS

**ALL-TIME:** 36-55-15-1: at Calgary 20-14-4-0; at Atlanta 2-12-3; at Montreal 14-29-8-1  
**SINCE CALGARY:** 32-32-8-1: at Calgary 20-14-4-0; at Montreal 12-18-4-1  
**LAST WIN:** in CALGARY Oct. 9, 2013; in Montreal Oct. 13, 2011

DATE	TEAMS	ATTENDANCE	W GOAL	GOALTENDERS
Oct. 9, 2013	Montreal 2 AT CALGARY 3	19289	Curtis Glencross	Price - MacDonald
Feb. 4, 2014	CALGARY 0 AT Montreal 2	21273	Rene Bourque	Berra - Price

HEAD TO HEAD	GP	W	L	OTL	SOL	PTS	GF	GA	PPG	SHG	PEN	PIM
CALGARY	2	1	1	0	0	2	3	4	1	0	6	12
Montreal	2	1	1	0	0	2	4	3	2	0	7	14


GOALS AND SHOTS BY PERIODS	1st	2nd	3rd	OT	TOTAL	PCT
CALGARY	2-9	1-26	0-17	0-0	3-52	5.8
Montreal	0-17	2-26	2-19	0-0	4-62	6.5

CALGARY	GP	G	A	PTS	PIM	+/-	PPG	SHG	ENG	MONTREAL	GP	G	A	PTS	PIM	+/-	PPG	SHG	ENG
Sean Monahan	2	1	1	2	0	2	0	0	0	P.K. Subban	2	1	2	3	4	1	1	0	0
Sven Baertschi	1	1	0	1	0	2	0	0	0	Lars Eller	2	1	1	2	2	2	0	0	0
Curtis Glencross	1	1	0	1	0	-1	1	0	0	Max Pacioretty	2	0	2	2	0	0	0	0	0
Jiri Hudler	2	0	1	1	0	0	0	0	0	Rene Bourque	2	1	0	1	0	1	0	0	0
Lee Stempniak	2	0	1	1	0	-1	0	0	0	David Desharnais	2	1	0	1	0	0	1	0	1
Dennis Wideman	2	0	1	1	0	0	0	0	0	Alex Galchenyuk	1	0	1	1	0	1	0	0	0
Reto Berra	1	0	0	0	0	0	0	0	0	Andrei Markov	2	0	1	1	0	1	0	0	0
Michael Commalleri	1	0	0	0	2	0	0	0	0	Brandon Prust	2	0	1	1	0	-1	0	0	0
Joey MacDonald	1	0	0	0	0	0	0	0	0	Nathan Beaulieu	1	0	0	0	0	0	0	0	0
Shane O'Brien	1	0	0	0	1	0	0	0	0	Francis Bouillon	1	0	0	0	2	0	0	0	0
Ladislav Smid	1	0	0	0	0	-1	0	0	0	Michael Bournival	1	0	0	0	0	0	0	0	0
Matt Stajan	1	0	0	0	0	0	0	0	0	Raphael Diaz	1	0	0	0	0	0	0	0	0
Ben Street	1	0	0	0	-1	0	0	0	0	Alexei Emelin	1	0	0	0	0	0	0	0	0
Kevin Westgarth	1	0	0	0	0	0	0	0	0	Travis Moen	1	0	0	0	0	-2	0	0	0
Mikael Backlund	2	0	0	0	2	-1	0	0	0	Douglas Murray	1	0	0	0	0	1	0	0	0
Lance Bouma	2	0	0	0	2	0	0	0	0	Jarrod Tinordi	1	0	0	0	0	-1	0	0	0
T.J. Brodie	2	0	0	0	-1	0	0	0	0	Dale Weise	1	0	0	0	0	0	0	0	0
Chris Butler	2	0	0	0	0	1	0	0	0	Daniel Briere	2	0	0	0	0	1	0	0	0
Joe Colborne	2	0	0	0	0	0	0	0	0	Brendan Gallagher	2	0	0	0	0	0	0	0	0
T.J. Galiardi	2	0	0	0	2	0	0	0	0	Brian Gionta	2	0	0	0	0	0	0	0	0
Mark Giordano	2	0	0	0	4	0	0	0	0	Josh Gorges	2	0	0	0	0	-2	0	0	0
David Jones	2	0	0	0	0	0	0	0	0	Tomas Plekanec	2	0	0	0	6	0	0	0	0
Brian McGrattan	2	0	0	0	0	0	0	0	0	Carey Price	2	0	0	0	0	0	0	0	0
Kris Russell	2	0	0	0	0	0	0	0	0	Ryan White	2	0	0	0	0	-2	0	0	0
<b>TOTAL</b>	<b>2</b>	<b>3</b>	<b>4</b>	<b>7</b>	<b>12</b>	<b>0</b>	<b>1</b>	<b>0</b>	<b>0</b>	<b>TOTAL</b>	<b>2</b>	<b>4</b>	<b>8</b>	<b>12</b>	<b>14</b>	<b>0</b>	<b>2</b>	<b>0</b>	<b>1</b>

GOALTENDERS	GP	MP	GA	EN	SO	SVS	GAA	SAVE %	GOALTENDERS	GP	MP	GA	EN	SO	SVS	GAA	SAVE %
Reto Berra (1-1-0-0)	1	58	1	1	0	25	1.03	.962	Carey Price (1-1-0-0)	2	119	3	0	1	49	1.51	.942
Joey MacDonald (1-0-0-0)	1	60	2	0	0	33	2.00	.943	<b>TOTAL</b>	<b>2</b>	<b>119</b>	<b>3</b>	<b>0</b>	<b>1</b>	<b>49</b>	<b>1.51</b>	<b>.942</b>
<b>TOTAL</b>	<b>2</b>	<b>118</b>	<b>3</b>	<b>1</b>	<b>0</b>	<b>58</b>	<b>1.48</b>	<b>.951</b>									

POWERPLAY	HOME			ROAD			OVERALL			
	ADV	PPG	PCT	ADV	PPG	PCT	ADV	PPG	PP %	PK %
CALGARY	3	1	33.3	2	0	0.0	5	1	20.0	50.0
Montreal	3	1	33.3	1	1	100.0	4	2	50.0	80.0





# FLAMES VS CANUCKS

**ALL-TIME:** 123-87-33-12: at Calgary 58-32-12-5; at Atlanta 11-5-3; at Vancouver 54-50-18-7  
**SINCE CALGARY:** 105-74-26-12: at Calgary 58-32-12-5; at Vancouver 47-42-14-7  
**LAST WIN:** in CALGARY Mar. 3, 2013; in Vancouver Dec. 23, 2011  
**SHOOTOUT:** Jan. 18, 2014 CALGARY: 1-5, COLBORNE (G), HUDLER, STEPNIAK, MONAHAN, BACKLUND  
 Vancouver: 2-5, Burrows, Weber (G), Kesler, Kassian, Higgins (G)

DATE	TEAMS	ATTENDANCE	W GOAL	GOALTENDERS
Oct. 6, 2013	Vancouver 5 AT CALGARY 4 OT	19289	Mike Santorelli at 3:17	Lack - MacDonald
Dec. 29, 2013	Vancouver 2 AT CALGARY 0	19289	Jannik Hansen	Lack - Berra
Jan. 18, 2014	CALGARY 2 AT Vancouver 3 SHD	18910	Chris Higgins	Ramo - Luongo
Mar. 8, 2014	CALGARY 1 AT Vancouver 2	18910	Yannick Weber	Ortio - Lack
Apr. 13, 2014	CALGARY 1 AT Vancouver 5	18910	Daniel Sedin	Ramo / MacDonald - Markstrom

HEAD TO HEAD	GP	W	L	OTL	SOL	PTS	GF	GA	PPG	SHG	PEN	PIM
CALGARY	5	0	3	1	1	2	8	16	1	0	29	149
Vancouver	5	5	0	0	0	10	16	8	3	0	34	145

GOALS AND SHOTS BY PERIODS	1st	2nd	3rd	OT	TOTAL	PCT
CALGARY	1-41	4-43	3-45	0-3	8-132	6.1
Vancouver	4-44	5-41	6-35	1-8	16-128	12.5

CALGARY	GP	G	A	PTS	PIM	+/-	PPG	SHG	ENG	VANCOUVER	GP	G	A	PTS	PIM	+/-	PPG	SHG	ENG	
Mark Giordano	5	2	0	2	13	-3	1	0	0	Ryan Kesler	5	2	2	4	2	4	0	0	0	0
David Jones	2	1	1	2	0	0	0	0	0	Henrik Sedin	5	0	4	4	2	2	0	0	0	0
Lee Stempniak	3	0	2	2	2	0	0	0	0	Mike Santorelli	2	3	0	3	2	2	0	0	0	0
Jiri Hudler	4	0	2	2	0	0	0	0	0	Yannick Weber	5	3	0	3	6	2	2	0	0	0
Johnny Gaudreau	1	1	0	1	0	1	0	0	0	Daniel Sedin	4	2	1	3	0	0	1	0	0	0
Matt Stajon	3	1	0	1	2	0	0	0	0	David Booth	5	1	2	3	0	2	0	0	0	0
Mikael Backlund	4	1	0	1	0	0	0	0	0	Alexander Edler	4	0	3	3	6	-2	0	0	0	0
Brian McGrattan	5	1	0	1	35	-3	0	0	0	Jannik Hansen	4	2	0	2	0	-1	0	0	0	0
Sean Monahan	5	1	0	1	0	-4	0	0	0	Dan Hamhuis	4	0	2	2	0	1	0	0	0	0
Christopher Breen	1	0	1	1	0	1	0	0	0	Chris Higgins	4	0	2	2	6	2	0	0	0	0
Ben Hanowski	1	0	1	1	0	-1	0	0	0	Jason Garrison	5	0	2	2	15	3	0	0	0	0
Tyler Wotherspoon	1	0	1	1	0	-1	0	0	0	Darren Archibald	1	1	0	1	0	0	0	0	0	0
Curtis Glencross	2	0	1	1	0	0	0	0	0	Frank Corrado	1	1	0	1	0	2	0	0	0	0
Shane O'Brien	3	0	1	1	10	0	0	0	0	Dale Weise	3	1	0	1	15	1	0	0	0	0
T.J. Brodie	4	0	1	1	0	1	0	0	0	Jordan Schroeder	1	0	1	1	0	0	0	0	0	0
Lance Bouma	5	0	1	1	4	-1	0	0	0	Michael Zalewski	1	0	1	1	0	2	0	0	0	0
Joe Colborne	5	0	1	1	0	-1	0	0	0	Shawn Matthias	2	0	1	1	0	1	0	0	0	0
T.J. Gallardi	5	0	1	1	0	-1	0	0	0	Ryan Stanton	2	0	1	1	0	4	0	0	0	0
Bill Arnold	1	0	0	0	-1	0	0	0	0	Zack Kassian	3	0	1	1	16	0	0	0	0	0
Sven Baertschi	1	0	0	0	-1	0	0	0	0	Brad Richardson	4	0	1	1	4	1	0	0	0	0
Reto Berra	1	0	0	0	0	0	0	0	0	Kevin Bleksa	5	0	1	1	20	1	0	0	0	0
Chad Billins	1	0	0	0	0	-2	0	0	0	Andrew Alberts	1	0	0	0	0	0	0	0	0	0
Mark Cundari	1	0	0	0	0	-3	0	0	0	Kellan Lain	1	0	0	0	15	0	0	0	0	0
Markus Granlund	1	0	0	0	0	0	0	0	0	Roberto Luongo	1	0	0	0	0	0	0	0	0	0
Blair Jones	1	0	0	0	15	0	0	0	0	Jacob Markstrom	1	0	0	0	0	0	0	0	0	0
Corban Knight	1	0	0	0	-1	0	0	0	0	Nicklas Jensen	2	0	0	0	0	2	0	0	0	0
Joni Ortio	1	0	0	0	0	0	0	0	0	Alexandre Burrows	3	0	0	0	4	0	0	0	0	0
Max Reinhart	1	0	0	0	0	0	0	0	0	Eddie Lack	3	0	0	0	0	0	0	0	0	0
Derek Smith	1	0	0	0	0	-1	0	0	0	Zac Dalpe	4	0	0	0	2	-1	0	0	0	0
Ben Street	1	0	0	0	0	0	0	0	0	Christopher Tanev	4	0	0	0	0	1	0	0	0	0
Michael Cammalleri	2	0	0	0	0	-1	0	0	0	Tom Sestito	5	0	0	0	30	0	0	0	0	0
Joey MacDonald	2	0	0	0	0	0	0	0	0	<b>TOTAL</b>	<b>5</b>	<b>16</b>	<b>25</b>	<b>41</b>	<b>145</b>	<b>29</b>	<b>3</b>	<b>0</b>	<b>0</b>	<b>0</b>
Karri Ramo	2	0	0	0	0	0	0	0	0											
Kevin Westgarth	2	0	0	0	21	-1	0	0	0											
Dennis Wideman	2	0	0	0	0	-1	0	0	0											
Kris Russell	3	0	0	0	0	-2	0	0	0											
Ladislav Smid	3	0	0	0	15	-1	0	0	0											
Paul Byron	4	0	0	0	15	-1	0	0	0											
Chris Butler	5	0	0	0	17	0	0	0	0											
<b>TOTAL</b>	<b>5</b>	<b>8</b>	<b>14</b>	<b>22</b>	<b>149</b>	<b>-28</b>	<b>1</b>	<b>0</b>	<b>0</b>											

GOALTENDERS	GP	MP	GA	EN	SO	SVS	GAA	SAVE %	GOALTENDERS	GP	MP	GA	EN	SO	SVS	GAA	SAVE %
Joni Ortio (0-1-0-0)	1	58	2	0	0	12	2.07	.857	Jacob Markstrom (1-0-0-0)	1	60	1	0	0	21	1.00	.955
Reto Berra (0-1-0-0)	1	58	2	0	0	28	2.07	.933	Eddie Lack (3-0-0-0)	3	183	5	0	1	72	1.64	.935
Karri Ramo (0-1-0-1)	2	99	6	0	0	47	3.64	.887	Roberto Luongo (1-0-0-0)	1	65	2	0	0	31	1.85	.939
Joey MacDonald (0-0-1-0)	2	88	6	0	0	25	4.09	.806	<b>TOTAL</b>	<b>5</b>	<b>310</b>	<b>8</b>	<b>0</b>	<b>1</b>	<b>124</b>	<b>1.55</b>	<b>.939</b>

POWERPLAY	ADV	PPG	PCT	ROAD	ADV	PPG	PCT	OVERALL	ADV	PPG	PP %	PK %
CALGARY	4	0	0.0	11	1	9.1	15	1	6.7	70.0		
Vancouver	2	0	0.0	8	3	37.5	10	3	30.0	93.3		

VS



## FLAMES VS CAPITALS

**ALL-TIME:** 41-32-13-1: at Calgary 16-8-6-0; at Atlanta 10-1-1; at Washington 15-23-6-1  
**SINCE CALGARY:** 25-28-9-1: at Calgary 16-8-6-0; at Washington 9-20-3-1  
**LAST WIN:** in CALGARY Oct. 26, 2013; in Washington Mar. 28, 2010  
**SHOOTOUT:** Oct. 3, 2013 CALGARY: 0 - 2, BAERTSCH, HUDLER  
 Washington: 2 - 2, Grabovski (G), Ovechkin (G)

DATE	TEAMS	ATTENDANCE	W GOAL	GOALTENDERS
Oct. 3, 2013	CALGARY 4 AT Washington 5 SHO	18506	Mikhail Grabovski	Ramo - Holtby / Neuvirth
Oct. 26, 2013	Washington 2 AT CALGARY 5	19289	Michael Cammalleri	Holtby / Neuvirth - Ramo

HEAD TO HEAD	GP	W	L	OTL	SOL	PTS	GF	GA	PPG	SHG	PEN	PIM
CALGARY	2	1	0	0	1	3	9	6	1	0	9	21
Washington	2	1	1	0	0	2	6	9	2	0	10	23

GOALS AND SHOTS BY PERIODS	1st	2nd	3rd	OT	TOTAL	PCT
CALGARY	6 - 28	1 - 21	2 - 20	0 - 3	9 - 72	12.5
Washington	1 - 20	4 - 19	1 - 26	0 - 3	6 - 68	8.8

CALGARY	GP	G	A	PTS	PIM	+/-	PPG	SHG	ENG	WASHINGTON	GP	G	A	PTS	PIM	+/-	PPG	SHG	ENG
Michael Cammalleri	1	2	1	3	2	2	0	0	0	Alex Ovechkin	2	2	1	3	2	0	1	0	0
Jiri Hudler	2	2	0	2	0	-2	1	0	0	Marcus Johansson	2	0	3	3	0	2	0	0	0
Kris Russell	2	1	1	2	2	7	0	0	0	Nicklas Backstrom	2	1	1	2	0	2	1	0	0
Mark Giordano	1	0	2	2	0	-1	0	0	0	Mikhail Grabovski	2	0	2	2	0	-1	0	0	0
Sean Monahan	2	0	2	2	0	0	0	0	0	Mike Green	2	0	2	2	0	-3	0	0	0
Dennis Wideman	2	0	2	2	0	7	0	0	0	Connor Carrick	1	1	0	1	2	0	0	0	0
Lee Stempniak	1	1	0	1	0	0	0	0	0	Aaron Volpatti	1	1	0	1	0	1	0	0	0
Lance Bouma	2	1	0	1	5	2	0	0	0	Jason Chimera	2	1	0	1	2	-2	0	0	0
Curtis Glencross	2	1	0	1	0	1	0	0	0	Nate Schmidt	1	0	1	1	0	-2	0	0	0
David Jones	2	1	0	1	4	1	0	0	0	Karl Alzner	2	0	1	1	2	-1	0	0	0
Joe Colborne	1	0	1	1	0	2	0	0	0	Eric Fehr	2	0	1	1	0	-1	0	0	0
Ben Street	1	0	1	1	0	1	0	0	0	Jay Beagle	1	0	0	0	0	0	0	0	0
Mikael Backlund	2	0	1	1	0	0	0	0	0	Jack Hillen	1	0	0	0	0	-1	0	0	0
Sven Baertschi	2	0	1	1	0	0	0	0	0	Steve Olesky	1	0	0	0	2	0	0	0	0
T.J. Brodie	2	0	1	1	0	-1	0	0	0	Troy Brouwer	2	0	0	0	0	-1	0	0	0
T.J. Galiardi	2	0	1	1	2	2	0	0	0	John Carlson	2	0	0	0	0	0	0	0	0
Brian McGrattan	2	0	1	1	2	1	0	0	0	Martin Erat	2	0	0	0	0	-4	0	0	0
Matt Stojan	2	0	1	1	4	1	0	0	0	John Erskine	2	0	0	0	2	0	0	0	0
Derek Smith	1	0	0	0	0	-2	0	0	0	Braden Holtby	2	0	0	0	0	0	0	0	0
Chris Butler	2	0	0	0	0	0	0	0	0	Brooks Laich	2	0	0	0	2	-4	0	0	0
Shane O'Brien	2	0	0	0	0	-2	0	0	0	Michal Neuvirth	2	0	0	0	0	0	0	0	0
Karri Ramo	2	0	0	0	0	0	0	0	0	Joel Ward	2	0	0	0	2	-4	0	0	0
<b>TOTAL</b>	<b>2</b>	<b>9</b>	<b>16</b>	<b>25</b>	<b>21</b>	<b>19</b>	<b>1</b>	<b>0</b>	<b>0</b>	Tom Wilson	2	0	0	0	5	0	0	0	0
										Team					2				
										<b>TOTAL</b>	<b>2</b>	<b>6</b>	<b>12</b>	<b>18</b>	<b>23</b>	<b>-19</b>	<b>2</b>	<b>0</b>	<b>0</b>

GOALTENDERS	GP	MP	GA	EN	SO	SVS	GAA	SAVE %	GOALTENDERS	GP	MP	GA	EN	SO	SVS	GAA	SAVE %
Karri Ramo (1-0-0-0)	2	125	6	0	0	62	2.88	.912	Michal Neuvirth (1-0-0-0)	2	96	3	0	0	44	1.88	.936
<b>TOTAL</b>	<b>2</b>	<b>125</b>	<b>6</b>	<b>0</b>	<b>0</b>	<b>62</b>	<b>2.88</b>	<b>.912</b>	Braden Holtby (0-1-0-0)	2	29	6	0	0	19	12.41	.760
									<b>TOTAL</b>	<b>2</b>	<b>125</b>	<b>9</b>	<b>0</b>	<b>0</b>	<b>63</b>	<b>4.32</b>	<b>.875</b>

POWERPLAY	HOME	ROAD	OVERALL							
	ADV	PPG	PCT	ADV	PPG	PCT	ADV	PPG	PP %	PK %
CALGARY	3	0	0.0	5	1	20.0	8	1	12.5	71.4
Washington	4	0	0.0	3	2	66.7	7	2	28.6	87.5

VS



# FLAMES VS COYOTES

**ALL-TIME:** 82-69-20-6: at Calgary 48-28-9-2; at Atlanta 2-0-0; at Phoenix 12-16-2-4; at Winnipeg 20-25-9  
**SINCE CALGARY:** 78-69-20-6: at Calgary 48-28-9-2; at Phoenix 12-16-2-4; at Winnipeg 18-25-9  
**LAST WIN:** in CALGARY Jan. 22, 2014; in Phoenix Mar. 1, 2012

DATE	TEAMS	ATTENDANCE	W GOAL	GOALTENDERS
Oct. 22, 2013	CALGARY 2 AT Phoenix 4	10141	Mike Ribeiro	MacDonald - Smith
Dec. 4, 2013	Phoenix 1 AT CALGARY 4	19289	Mikael Backlund	Greiss - Ramo
Jan. 7, 2014	CALGARY 0 AT Phoenix 6	10229	Shane Doan	Berra - Greiss
Jan. 22, 2014	Phoenix 2 AT CALGARY 3	19289	Matt Stajan	Smith - Ramo
Mar. 15, 2014	CALGARY 2 AT Phoenix 3	16373	Shane Doan	Ortio - Smith

HEAD TO HEAD	GP	W	L	OTL	SOL	PTS	GF	GA	PPG	SHG	PEN	PIM
CALGARY	5	2	3	0	0	4	11	16	3	1	25	61
Phoenix	5	3	2	0	0	6	16	11	3	1	18	47

GOALS AND SHOTS BY PERIODS	1st	2nd	3rd	OT	TOTAL	PCT
CALGARY	2 - 29	7 - 58	2 - 39	0 - 0	11 - 126	8.7
Phoenix	4 - 48	5 - 47	7 - 56	0 - 0	16 - 151	10.6

CALGARY	GP	G	A	PTS	PIM	+/-	PPG	SHG	ENG	PHOENIX	GP	G	A	PTS	PIM	+/-	PPG	SHG	ENG
Mark Giordano	4	1	3	4	2	0	1	0	0	Keith Yandle	5	1	5	6	0	1	0	0	0
Matt Stajan	3	1	2	3	2	0	0	0	0	Shane Doan	4	3	2	5	2	2	1	0	0
T.J. Brodie	5	1	2	3	2	2	0	0	0	Mike Ribeiro	5	2	3	5	2	3	0	0	0
Joe Colborne	5	1	2	3	4	0	0	0	0	Lauri Korpikoski	4	1	4	5	0	4	0	0	0
Jiri Hudler	4	0	3	3	2	1	0	0	0	Rob Klunkhammer	5	3	0	3	0	1	1	0	1
Lee Stempniak	4	2	0	2	0	-1	0	1	0	Michael Stone	4	1	2	3	0	0	0	0	0
Mikael Backlund	5	2	0	2	4	-3	1	0	0	Mikkel Boedker	5	1	2	3	2	3	0	0	0
Sean Monahan	4	1	1	2	0	0	0	0	0	Antoine Vermette	5	1	2	3	4	0	0	1	0
Michael Cammalleri	4	0	2	2	0	-3	0	0	0	Radim Vrba	5	1	2	3	2	1	1	0	0
T.J. Galiardi	4	0	2	2	5	0	0	0	0	Martin Hanzal	3	1	1	2	6	2	0	0	0
Curtis Glencross	2	1	0	1	4	-3	1	0	0	David Moss	5	0	2	2	0	2	0	0	0
Lance Bouma	5	1	0	1	2	0	0	0	0	Chris Summers	1	1	0	1	0	1	0	0	0
Karri Ramo	2	0	1	1	4	0	0	0	0	Connor Murphy	2	0	1	1	2	3	0	0	0
David Jones	3	0	1	1	0	-2	0	0	0	Paul Bissonnette	3	0	1	1	10	0	0	0	0
Kris Russell	4	0	1	1	0	-1	0	0	0	Oliver Ekman-Larsson	4	0	1	1	4	-2	0	0	0
Chris Butler	5	0	1	1	2	-1	0	0	0	Jeff Halpern	5	0	1	1	2	0	0	0	0
Reto Berra	1	0	0	0	0	0	0	0	0	Brandon McMillan	1	0	0	0	0	0	0	0	0
Christopher Breen	1	0	0	0	0	0	0	0	0	David Rundblad	1	0	0	0	0	0	0	0	0
Ben Hanowski	1	0	0	0	0	0	0	0	0	Brandon Yip	1	0	0	0	0	-1	0	0	0
Roman Horak	1	0	0	0	0	0	0	0	0	Thomas Greiss	2	0	0	0	0	0	0	0	0
Carban Knight	1	0	0	0	0	0	0	0	0	Tim Kennedy	2	0	0	0	0	-3	0	0	0
Joey MacDonald	1	0	0	0	2	0	0	0	0	Rostislav Klesla	2	0	0	0	5	4	0	0	0
Jani Ortio	1	0	0	0	0	0	0	0	0	Jordan Szwarz	2	0	0	0	0	-1	0	0	0
Derek Smith	1	0	0	0	0	-2	0	0	0	Zbynek Michalek	3	0	0	0	0	1	0	0	0
Tyler Wotherspoon	1	0	0	0	2	-1	0	0	0	David Schlemko	3	0	0	0	4	0	0	0	0
Sven Baertschi	2	0	0	0	0	-1	0	0	0	Mike Smith	3	0	0	0	0	0	0	0	0
Blair Jones	2	0	0	0	0	0	0	0	0	Kyle Chipchura	5	0	0	0	1	0	0	0	0
Shane O'Brien	2	0	0	0	4	1	0	0	0	Derek Morris	5	0	0	0	2	2	0	0	0
Paul Byron	3	0	0	0	2	-2	0	0	0	<b>TOTAL</b>	<b>5</b>	<b>16</b>	<b>29</b>	<b>45</b>	<b>47</b>	<b>24</b>	<b>3</b>	<b>1</b>	<b>1</b>
Kevin Westgarth	3	0	0	0	4	-3	0	0	0										
Dennis Wideman	3	0	0	0	0	-3	0	0	0										
Brian McGroffan	4	0	0	0	10	-1	0	0	0										
Ladislav Smid	4	0	0	0	4	-4	0	0	0										
<b>TOTAL</b>	<b>5</b>	<b>11</b>	<b>21</b>	<b>32</b>	<b>61</b>	<b>-27</b>	<b>3</b>	<b>1</b>	<b>0</b>										

GOALTENDERS	GP	MP	GA	EN	SO	SVS	GAA	SAVE %
Karri Ramo (2-0-0-0)	2	120	3	0	0	59	1.50	.952
Jani Ortio (0-1-0-0)	1	59	3	0	0	23	3.06	.885
Joey MacDonald (0-1-0-0)	1	59	3	1	0	29	3.07	.906
Reto Berra (0-1-0-0)	1	60	6	0	0	24	6.00	.800
<b>TOTAL</b>	<b>5</b>	<b>298</b>	<b>15</b>	<b>1</b>	<b>0</b>	<b>135</b>	<b>3.02</b>	<b>.900</b>

GOALTENDERS	GP	MP	GA	EN	SO	SVS	GAA	SAVE %
Thomas Greiss (1-1-0-0)	2	120	4	0	1	41	2.00	.911
Mike Smith (2-1-0-0)	3	178	7	0	0	74	2.36	.914
<b>TOTAL</b>	<b>5</b>	<b>298</b>	<b>11</b>	<b>0</b>	<b>1</b>	<b>115</b>	<b>2.20</b>	<b>.913</b>

POWERPLAY	HOME			ROAD			OVERALL			
	ADV	PPG	PCT	ADV	PPG	PCT	ADV	PPG	PP %	PK %
CALGARY	5	1	20.0	9	2	22.2	14	3	21.4	85.7
Phoenix	7	0	0.0	14	3	21.4	21	3	14.3	78.6

VS



## FLAMES VS DEVILS

**ALL-TIME:** 60-22-11-2: at Calgary 19-6-6-1; at Atlanta 12-0-2;  
at New Jersey, Colorado, Kansas City 29-16-3-1

**SINCE CALGARY:** 38-20-7-2: at Calgary 19-6-6-1; at New Jersey, Colorado 19-14-1-1

**LAST WIN:** in CALGARY Oct. 11, 2013, in New Jersey Apr. 7, 2014

DATE	TEAMS		ATTENDANCE				W GOAL		GOALTENDERS			
Oct. 11, 2013	New Jersey	2	AT	CALGARY	3	19289	Sean Monahan		Brodeur - MacDonald			
Apr. 7, 2014	CALGARY	1	AT	New Jersey	0	14297	Mark Giordano		Ramo - Schneider			

HEAD TO HEAD	GP	W	L	OTL	SOL	PTS	GF	GA	PPG	SHG	PEN	PIM
CALGARY	2	2	0	0	0	4	4	2	3	0	5	10
New Jersey	2	0	2	0	0	0	2	4	0	0	8	18

GOALS AND SHOTS BY PERIODS	1st	2nd	3rd	OT	TOTAL	PCT
CALGARY	0-17	2-19	2-15	0-0	4-51	7.8
New Jersey	1-19	1-20	0-13	0-0	2-52	3.8

CALGARY	GP	G	A	PTS	PIM	+	-	PPG	SHG	ENG	NEW JERSEY	GP	G	A	PTS	PIM	+	-	PPG	SHG	ENG
Mark Giordano	2	2	1	3	2	0	2	0	0	0	Adam Henrique	1	1	0	1	0	0	0	0	0	0
Jiri Hudler	2	0	3	3	0	1	0	0	0	0	Dainius Zubrus	2	1	0	1	0	1	0	0	0	0
Dennis Wideman	1	1	1	2	0	0	1	0	0	0	Damien Brunner	2	0	1	1	0	1	0	0	0	0
Sean Monahan	2	1	0	1	0	1	0	0	0	0	Andy Greene	2	0	1	1	0	1	0	0	0	0
Sven Baertschi	1	0	1	1	0	1	0	0	0	0	Travis Zajac	2	0	1	1	2	1	0	0	0	0
Michael Cammalleri	1	0	1	1	2	0	0	0	0	0	Martin Brodeur	1	0	0	0	0	0	0	0	0	0
Curtis Glencross	2	0	1	1	2	-1	0	0	0	0	Ryan Carter	1	0	0	0	6	0	0	0	0	0
Kenny Agostino	1	0	0	0	0	0	0	0	0	0	Ryane Clowe	1	0	0	0	0	0	0	0	0	0
Mikael Backlund	1	0	0	0	0	-2	0	0	0	0	Patrik Elias	1	0	0	0	2	0	0	0	0	0
Chad Billins	1	0	0	0	0	0	0	0	0	0	Mark Fayne	1	0	0	0	0	0	0	0	0	0
Mark Cundari	1	0	0	0	0	0	0	0	0	0	Eric Gelinas	1	0	0	0	0	0	0	0	0	0
Ben Hanowski	1	0	0	0	0	0	0	0	0	0	Jacob Josefson	1	0	0	0	0	0	0	0	0	0
Tim Jackman	1	0	0	0	0	0	0	0	0	0	Adam Larsson	1	0	0	0	0	1	0	0	0	0
Joey MacDonald	1	0	0	0	0	0	0	0	0	0	Jon Merrill	1	0	0	0	2	0	0	0	0	0
Shane O'Brien	1	0	0	0	0	0	0	0	0	0	Rostislav Olesz	1	0	0	0	0	0	0	0	0	0
Karri Ramo	1	0	0	0	2	0	0	0	0	0	Tuomo Ruutu	1	0	0	0	0	0	0	0	0	0
Lee Stempniak	1	0	0	0	0	0	0	0	0	0	Bryce Salvador	1	0	0	0	0	0	0	0	0	0
Ben Street	1	0	0	0	0	-1	0	0	0	0	Cory Schneider	1	0	0	0	0	0	0	0	0	0
Bryce Van Brabant	1	0	0	0	0	0	0	0	0	0	Tim Sestito	1	0	0	0	0	0	0	0	0	0
Kevin Westgarth	1	0	0	0	0	0	0	0	0	0	Mike Sislo	1	0	0	0	0	0	0	0	0	0
Lance Bouma	2	0	0	0	2	-1	0	0	0	0	Steve Bernier	2	0	0	0	0	0	0	0	0	0
T.J. Brodie	2	0	0	0	0	-2	0	0	0	0	Stephen Gionta	2	0	0	0	0	0	0	0	0	0
Chris Butler	2	0	0	0	0	-1	0	0	0	0	Peter Harrold	2	0	0	0	0	0	0	0	0	0
Joe Colborne	2	0	0	0	0	0	0	0	0	0	Jaromir Jagr	2	0	0	0	0	1	0	0	0	0
T.J. Galiardi	2	0	0	0	0	-1	0	0	0	0	Michael Ryder	2	0	0	0	2	-1	0	0	0	0
Brian McGrattan	2	0	0	0	0	0	0	0	0	0	Anton Volchenkov	2	0	0	0	4	0	0	0	0	0
Kris Russell	2	0	0	0	0	1	0	0	0	0	Marek Zidlicky	2	0	0	0	0	0	0	0	0	0
<b>TOTAL</b>	<b>2</b>	<b>4</b>	<b>8</b>	<b>12</b>	<b>10</b>	<b>-5</b>	<b>3</b>	<b>0</b>	<b>0</b>	<b>0</b>	<b>TOTAL</b>	<b>2</b>	<b>2</b>	<b>3</b>	<b>5</b>	<b>18</b>	<b>5</b>	<b>0</b>	<b>0</b>	<b>0</b>	<b>0</b>

GOALTENDERS	GP	MP	GA	EN	SO	SVS	GAA	SAVE %	GOALTENDERS	GP	MP	GA	EN	SO	SVS	GAA	SAVE %
Karri Ramo (1-0-0-0)	1	60	0	0	1	31	0.00	.100	Cory Schneider (0-1-0-0)	1	59	1	0	0	21	1.00	.955
Joey MacDonald (1-0-0-0)	1	60	2	0	0	19	2.00	.905	Martin Brodeur (0-1-0-0)	1	58	3	0	0	26	3.09	.897
<b>TOTAL</b>	<b>2</b>	<b>120</b>	<b>2</b>	<b>0</b>	<b>1</b>	<b>50</b>	<b>1.00</b>	<b>.962</b>	<b>TOTAL</b>	<b>2</b>	<b>117</b>	<b>4</b>	<b>0</b>	<b>0</b>	<b>47</b>	<b>2.00</b>	<b>.922</b>

POWERPLAY	HOME			ROAD			OVERALL			
	ADV	PPG	PCT	ADV	PPG	PCT	ADV	PPG	PP %	PK %
CALGARY	4	2	50.0	5	1	20.0	9	3	33.3	100.0
New Jersey	2	0	0.0	3	0	0.0	5	0	0.0	66.7



## FLAMES VS DUCKS

ALL-TIME: 35-36-7-8; at Calgary 27-14-1-1; at Anaheim 8-22-6-7

LAST WIN: in CALGARY Mar. 12, 2014; in Anaheim Jan. 19, 2004

DATE	TEAMS	ATTENDANCE	W GOAL	GOALTENDERS
Oct. 16, 2013	CALGARY 2 AT Anaheim 3	14051	Teemu Selanne	MacDonald - Fasth
Nov. 29, 2013	CALGARY 2 AT Anaheim 5	17174	Dustin Penner	Berra / Ramo - Andersen
Mar. 12, 2014	Anaheim 2 AT CALGARY 7	19289	Michael Commalleri	Hiller / Andersen - Ortio
Mar. 26, 2014	Anaheim 3 AT CALGARY 2	19289	Andrew Cogliano	Hiller - Ramo

HEAD TO HEAD	GP	W	L	OTL	SOL	PTS	GF	GA	PPG	SHG	PEN	PIM
CALGARY	4	1	3	0	0	2	13	13	1	3	14	45
Anaheim	4	3	1	0	0	6	13	13	2	0	12	30

GOALS AND SHOTS BY PERIODS	1st	2nd	3rd	OT	TOTAL	PCT
CALGARY	5-33	6-42	2-40	0-0	13-115	11.3
Anaheim	5-40	4-47	4-33	0-0	13-120	10.8

CALGARY	GP	G	A	PTS	PIM	+/-	PPG	SHG	ENG	ANAHEIM	GP	G	A	PTS	PIM	+/-	PPG	SHG	ENG
Mikael Backlund	4	2	1	3	2	4	0	1	0	Andrew Cogliano	4	3	1	4	0	2	0	0	0
Ladislav Smid	3	1	2	3	2	1	0	0	0	Dustin Penner	2	3	0	3	0	3	1	0	0
Lance Bouma	4	0	3	3	2	3	0	0	0	Nick Bonino	4	2	1	3	0	2	1	0	0
David Jones	1	2	0	2	0	1	0	0	0	Sami Vatanen	3	1	2	3	2	4	0	0	0
Jiri Hudler	3	2	0	2	0	1	0	0	0	Jakob Silfverberg	3	0	3	3	0	1	0	0	0
Mark Giordano	3	1	1	2	2	1	0	0	0	Ryan Getzlaf	4	0	3	3	2	-3	0	0	0
Paul Byron	2	0	2	2	0	3	0	0	0	Mathieu Perreault	4	1	1	2	0	-3	0	0	0
Kevin Westgarth	2	0	2	2	9	2	0	0	0	Corey Perry	4	1	1	2	0	1	0	0	0
T.J. Brodie	4	0	2	2	0	2	0	0	0	Saku Koivu	4	0	2	2	2	1	0	0	0
Kris Russell	4	0	2	2	0	1	0	0	0	Kyle Palmieri	4	1	0	1	4	-4	0	0	0
Carban Knight	1	1	0	1	0	1	0	0	0	Teemu Selanne	4	1	0	1	0	0	0	0	0
Lee Stempniak	2	1	0	1	0	-3	0	1	0	Stephane Robidas	1	0	1	1	0	0	0	0	0
Michael Commalleri	3	1	0	1	0	-2	1	0	0	Nolan Yorkman	1	0	1	1	0	-1	0	0	0
T.J. Galiardi	3	1	0	1	0	0	0	1	0	Francois Beauchemin	2	0	1	1	2	-1	0	0	0
Brian McGrattan	4	1	0	1	5	0	0	0	0	Jonas Hiller	2	0	1	1	0	0	0	0	0
Ben Hanowski	1	0	1	1	0	1	0	0	0	Patrick Maroon	2	0	1	1	0	-1	0	0	0
Jani Ortio	1	0	1	1	0	0	0	0	0	Luca Sbisa	2	0	1	1	0	-1	0	0	0
Matt Stajan	2	0	1	1	2	0	0	0	0	Bryan Allen	3	0	1	1	5	1	0	0	0
Tyler Wotherspoon	2	0	1	1	0	0	0	0	0	Cam Fowler	3	0	1	1	0	-1	0	0	0
Joe Colborne	4	0	1	1	0	-4	0	0	0	Ben Lovejoy	3	0	1	1	0	-1	0	0	0
Reto Berra	1	0	0	0	2	0	0	0	0	Daniel Winnik	3	0	1	1	2	-2	0	0	0
Christopher Breen	1	0	0	0	0	-1	0	0	0	Matt Beleskey	1	0	0	0	0	0	0	0	0
Tim Jackman	1	0	0	0	15	0	0	0	0	Emerson Etem	1	0	0	0	0	1	0	0	0
Blair Jones	1	0	0	0	0	0	0	0	0	Viktor Fasth	1	0	0	0	0	0	0	0	0
Joey MacDonald	1	0	0	0	0	0	0	0	0	Rickard Rakell	1	0	0	0	0	0	0	0	0
Shane O'Brien	1	0	0	0	0	-1	0	0	0	Frederik Andersen	2	0	0	0	0	0	0	0	0
Max Reinhart	1	0	0	0	0	0	0	0	0	Mark Fistric	2	0	0	0	2	2	0	0	0
Derek Smith	1	0	0	0	0	-1	0	0	0	Tim Jackman	3	0	0	0	5	-3	0	0	0
Ben Street	1	0	0	0	0	-1	0	0	0	Hampus Lindholm	4	0	0	0	4	-2	0	0	0
Dennis Wideman	1	0	0	0	0	1	0	0	0	TOTAL	4	13	24	37	30	-5	2	0	0
Sven Baertschi	2	0	0	0	0	0	0	0	0										
Karri Ramo	2	0	0	0	0	0	0	0	0										
Curtis Glencross	3	0	0	0	0	-3	0	0	0										
Sean Monahan	3	0	0	0	0	-3	0	0	0										
Chris Butler	4	0	0	0	4	-1	0	0	0										
TOTAL	4	13	20	33	45	2	1	3	0										

GOALTENDERS	GP	MP	GA	EN	SO	SVS	GAA	SAVE %
Jani Ortio (1-0-0-0)	1	59	2	0	0	20	2.02	.909
Karri Ramo (0-1-0-0)	2	67	3	0	0	35	2.68	.921
Joey MacDonald (0-1-0-0)	1	59	3	0	0	19	3.06	.864
Reto Berra (0-1-0-0)	1	51	5	0	0	33	5.83	.868
TOTAL	4	236	13	0	0	107	3.31	.892

GOALTENDERS	GP	MP	GA	EN	SO	SVS	GAA	SAVE %
Viktor Fasth (1-0-0-0)	1	60	2	0	0	33	2.00	.943
F.Andersen (1-0-0-0)	2	108	6	0	0	35	3.33	.854
Jonas Hiller (1-1-0-0)	2	71	5	0	0	34	4.20	.872
TOTAL	4	239	13	0	0	102	3.26	.887

	HOME			ROAD			OVERALL			
	ADV	PPG	PCT	ADV	PPG	PCT	ADV	PPG	PP %	PK %
CALGARY	5	1	20.0	4	0	0.0	9	1	11.1	80.0
Anaheim	4	1	25.0	6	1	16.7	10	2	20.0	88.9



## FLAMES VS FLYERS

**ALL-TIME:** 42-55-12-2: at Calgary 15-15-2-1; at Atlanta 10-6-7; at Philadelphia 17-34-3-1  
**SINCE CALGARY:** 27-31-4-2: at Calgary 15-15-2-1; at Philadelphia 12-16-2-1  
**LAST WIN:** in CALGARY Mar. 22, 2001; in Philadelphia Nov. 26, 2010

DATE	TEAMS		ATTENDANCE				W GOAL		GOALTENDERS				
Dec. 31, 2013	Philadelphia	4	AT	CALGARY	1	19289				Brayden Schenn		Emery - Berra	
Feb. 8, 2014	CALGARY	1	AT	Philadelphia	2	19874				Scott Hartnell		Berra - Emery	

HEAD TO HEAD	GP	W	L	OTL	SOL	PTS	GF	GA	PPG	SHG	PEN	PIM
CALGARY	2	0	2	0	0	0	2	6	0	0	4	8
Philadelphia	2	2	0	0	0	4	6	2	0	1	5	10

GOALS AND SHOTS BY PERIODS	1st	2nd	3rd	OT	TOTAL	PCT
CALGARY	0 - 15	1 - 22	1 - 20	0 - 0	2 - 57	3.5
Philadelphia	1 - 21	2 - 11	3 - 12	0 - 0	6 - 44	13.6

CALGARY	GP	G	A	PTS	PIM	+/-	PPG	SHG	ENG	PHILADELPHIA	GP	G	A	PTS	PIM	+/-	PPG	SHG	ENG
Sean Monahan	2	1	0	1	0	-2	0	0	0	Brayden Schenn	2	2	2	4	0	3	0	0	0
Matt Stajan	2	1	0	1	0	-1	0	0	0	Wayne Simmonds	2	0	3	3	0	3	0	0	0
Paul Byron	1	0	1	1	0	-1	0	0	0	Scott Hartnell	2	2	0	2	0	4	0	0	0
T.J. Galiardi	1	0	1	1	0	0	0	0	0	Andrej Meszaros	2	0	2	2	0	3	0	0	0
Joe Colborne	2	0	1	1	0	-3	0	0	0	Braydon Coburn	2	1	0	1	2	0	0	1	1
Shane O'Brien	1	0	0	0	2	-2	0	0	0	Mark Streit	2	1	0	1	2	1	0	0	0
Kris Russell	1	0	0	0	2	0	0	0	0	Sean Couturier	2	0	1	1	0	-1	0	0	0
Derek Smith	1	0	0	0	0	-2	0	0	0	Claude Giroux	2	0	1	1	0	1	0	0	0
Dennis Wideman	1	0	0	0	0	-1	0	0	0	Luke Schenn	2	0	1	1	0	4	0	0	0
Mikael Backlund	2	0	0	0	2	-1	0	0	0	Jakub Voracek	2	0	1	1	0	1	0	0	0
Reto Berra	2	0	0	0	0	0	0	0	0	Steve Downie	2	0	0	0	0	0	0	0	0
Lance Bouma	2	0	0	0	0	-1	0	0	0	Ray Emery	2	0	0	0	0	0	0	0	0
T.J. Brodie	2	0	0	0	0	-1	0	0	0	Nicklas Grossmann	2	0	0	0	4	1	0	0	0
Chris Butler	2	0	0	0	0	0	0	0	0	Adam Hall	2	0	0	0	0	1	0	0	0
Michael Cammalleri	2	0	0	0	0	-3	0	0	0	Vincent Lecavalier	2	0	0	0	0	0	0	0	0
Mark Giordano	2	0	0	0	0	-2	0	0	0	Michael Raffl	2	0	0	0	0	0	0	0	0
Jiri Hudler	2	0	0	0	0	-1	0	0	0	Matt Read	2	0	0	0	0	-1	0	0	0
David Jones	2	0	0	0	0	-1	0	0	0	Zac Rinaldo	2	0	0	0	2	-1	0	0	0
Brian McGrattan	2	0	0	0	2	0	0	0	0	Kimmo Timonen	2	0	0	0	0	0	0	0	0
Ladislav Smid	2	0	0	0	0	1	0	0	0	<b>TOTAL</b>	<b>2</b>	<b>6</b>	<b>11</b>	<b>17</b>	<b>10</b>	<b>19</b>	<b>0</b>	<b>1</b>	<b>1</b>
Lee Stempniak	2	0	0	0	0	0	0	0	0										
Kevin Westgarth	2	0	0	0	0	0	0	0	0										
<b>TOTAL</b>	<b>2</b>	<b>2</b>	<b>3</b>	<b>5</b>	<b>8</b>	<b>-21</b>	<b>0</b>	<b>0</b>	<b>0</b>										

GOALTENDERS	GP	MP	GA	EN	SO	SVS	GAA	SAVE %	GOALTENDERS	GP	MP	GA	EN	SO	SVS	GAA	SAVE %
Reto Berra (0-2-0-0)	2	116	5	1	0	38	2.59	.884	Ray Emery (2-0-0-0)	2	120	2	0	0	55	1.00	.965
<b>TOTAL</b>	<b>2</b>	<b>116</b>	<b>5</b>	<b>1</b>	<b>0</b>	<b>38</b>	<b>2.59</b>	<b>.884</b>	<b>TOTAL</b>	<b>2</b>	<b>120</b>	<b>2</b>	<b>0</b>	<b>0</b>	<b>55</b>	<b>1.00</b>	<b>.965</b>

POWERPLAY	HOME			ROAD			OVERALL			
	ADV	PPG	PCT	ADV	PPG	PCT	ADV	PPG	PP %	PK %
CALGARY	2	0	0.0	2	0	0.0	4	0	0.0	100.0
Philadelphia	1	0	0.0	2	0	0.0	3	0	0.0	100.0



## FLAMES VS HURRICANES

**ALL-TIME:** 40-17-7-1: at Calgary 24-5-2-0; at Atlanta 1-1-0; at Carolina 2-3-2-1; at Hartford 13-8-3

**SINCE CALGARY:** 39-14-7-1: at Calgary 24-5-2-0; at Carolina 2-3-2-1; at Hartford 13-6-3

**LAST WIN:** in CALGARY Dec. 12, 2013; in Carolina Jan. 13, 2014

**PENALTY SHOT:** Carolina, Jeff Skinner, unsuccessful vs. Karri Ramo, Dec. 12, 2013 at 14:35 of the 2nd period

DATE	TEAMS	ATTENDANCE	W GOAL	GOALTENDERS
Dec. 12, 2013	Carolina 1 AT CALGARY 2 OT	19289	Chris Butler at 4:56	Peters - Ramo
Jan. 13, 2014	CALGARY 2 AT Carolina 0	15276	Mikael Backlund	Ramo - Khudobin

HEAD TO HEAD	GP	W	L	OTL	SOL	PTS	GF	GA	PPG	SHG	PEN	PIM
CALGARY	2	2	0	0	0	4	4	1	1	0	5	10
Carolina	2	0	1	1	0	1	1	4	0	0	6	12

GOALS AND SHOTS BY PERIODS	1st	2nd	3rd	OT	TOTAL	PCT
CALGARY	0 - 23	2 - 17	1 - 17	1 - 2	4 - 59	6.8
Carolina	0 - 15	0 - 15	1 - 22	0 - 1	1 - 53	1.9

CALGARY	GP	G	A	PTS	PIM	+/-	PPG	SHG	ENG	CAROLINA	GP	G	A	PTS	PIM	+/-	PPG	SHG	ENG
Paul Byron	2	0	3	3	2	3	0	0	0	Jeff Skinner	2	1	0	1	0	-1	0	0	0
Mikael Backlund	2	1	2	0	1	1	0	0	0	Tuomo Ruutu	2	0	1	1	2	-1	0	0	0
Sean Monahan	1	1	0	1	0	1	0	0	0	Eric Staal	2	0	1	1	0	0	0	0	0
Chris Butler	2	1	0	1	0	2	0	0	0	Brett Bellemore	1	0	0	0	2	-1	0	0	0
Brian McGrattan	2	1	0	1	0	1	0	0	0	Drayson Bowman	1	0	0	0	0	0	0	0	0
Dennis Wideman	1	0	1	1	0	0	0	0	0	Radek Dvorak	1	0	0	0	0	0	0	0	0
Lance Bouma	2	0	1	1	0	1	0	0	0	Tim Gleason	1	0	0	0	0	-1	0	0	0
T.J. Galiardi	2	0	1	1	0	1	0	0	0	Jay Harrison	1	0	0	0	0	-1	0	0	0
Jiri Hudler	2	0	1	2	0	0	0	0	0	Anton Khudobin	1	0	0	0	0	0	0	0	0
Michael Cammalleri	1	0	0	0	-1	0	0	0	0	John-Michael Liles	1	0	0	0	0	0	0	0	0
Curtis Glencross	1	0	0	0	0	0	0	0	0	Justin Peters	1	0	0	0	0	0	0	0	0
David Jones	1	0	0	0	0	0	0	0	0	Patrick Dwyer	2	0	0	0	4	0	0	0	0
Kris Russell	1	0	0	2	-1	0	0	0	0	Justin Faulk	2	0	0	0	0	-1	0	0	0
Ben Street	1	0	0	0	0	0	0	0	0	Nathan Gerbe	2	0	0	0	0	0	0	0	0
Kevin Westgarth	1	0	0	0	0	0	0	0	0	Ron Hainsey	2	0	0	0	0	0	0	0	0
T.J. Brodie	2	0	0	0	-1	0	0	0	0	Elias Lindholm	2	0	0	0	0	-1	0	0	0
Joe Colborne	2	0	0	0	0	0	0	0	0	Manny Malhotra	2	0	0	0	0	0	0	0	0
Mark Giordano	2	0	0	0	2	0	0	0	0	Ryan Murphy	2	0	0	0	0	1	0	0	0
Shane O'Brien	2	0	0	0	2	0	0	0	0	Riley Nash	2	0	0	0	0	0	0	0	0
Karri Ramo	2	0	0	0	0	0	0	0	0	Andrej Sekera	2	0	0	0	0	-1	0	0	0
Ladislav Smid	2	0	0	0	2	0	0	0	0	Alexander Semin	2	0	0	0	4	-1	0	0	0
Matt Stajan	2	0	0	2	-1	0	0	0	0	Jordan Staal	2	0	0	0	0	-1	0	0	0
Lee Stempniak	2	0	0	0	-1	0	0	0	0	Jiri Tlustý	2	0	0	0	0	0	0	0	0
<b>TOTAL</b>	<b>2</b>	<b>4</b>	<b>8</b>	<b>12</b>	<b>10</b>	<b>9</b>	<b>1</b>	<b>0</b>	<b>0</b>	<b>TOTAL</b>	<b>2</b>	<b>1</b>	<b>2</b>	<b>3</b>	<b>12</b>	<b>-9</b>	<b>0</b>	<b>0</b>	<b>0</b>

GOALTENDERS	GP	MP	GA	EN	SO	SVS	GAA	SAVE %	GOALTENDERS	GP	MP	GA	EN	SO	SVS	GAA	SAVE %
Karri Ramo (2-0-0-0)	2	124	1	0	1	52	0.48	.981	Justin Peters (0-0-1-0)	1	65	2	0	0	28	1.85	.933
<b>TOTAL</b>	<b>2</b>	<b>124</b>	<b>1</b>	<b>0</b>	<b>1</b>	<b>52</b>	<b>0.48</b>	<b>.981</b>	Anton Khudobin (0-1-0-0)	1	59	2	0	0	27	2.03	.931
									<b>TOTAL</b>	<b>2</b>	<b>124</b>	<b>4</b>	<b>0</b>	<b>0</b>	<b>55</b>	<b>1.92</b>	<b>.932</b>

POWERPLAY	HOME			ROAD			OVERALL			
	ADV	PPG	PCT	ADV	PPG	PCT	ADV	PPG	PP %	PK %
CALGARY	1	0	0.0	3	1	33.3	4	1	25.0	100.0
Carolina	2	0	0.0	1	0	0.0	3	0	0.0	75.0

VS



## FLAMES vs ISLANDERS

**ALL-TIME:** 44-43-20-1: at Calgary 18-6-5-1; at Atlanta 8-9-6; at NY Islanders 18-28-9-0

**SINCE CALGARY:** 32-21-8-1: at Calgary 18-6-5-1 at NY Islanders 14-15-3-0

**LAST WIN:** in CALGARY Mar. 7, 2014; at NY Islanders Feb. 6, 2014

DATE	TEAMS	ATTENDANCE	W GOAL	GOALTENDERS
Feb. 6, 2014	CALGARY 4 AT NY Islanders 2	12888	David Jones	Berra - Nabokov
Mar. 7, 2014	NY Islanders 3 AT CALGARY 4	19289	Joe Colborne	Nilsson - Ortio

HEAD TO HEAD	GP	W	L	OTL	SOL	PTS	GF	GA	PPG	SHG	PEN	PIM
CALGARY	2	2	0	0	0	4	8	5	1	1	12	24
NY Islanders	2	0	2	0	0	0	5	8	0	0	6	12

GOALS AND SHOTS BY PERIODS	1st	2nd	3rd	OT	TOTAL	PCT
CALGARY	1-11	2-14	5-20	0-0	8-45	17.8
NY Islanders	1-22	3-19	1-15	0-0	5-56	8.9

CALGARY	GP	G	A	PTS	PIM	+/-	PPG	SHG	ENG	NY ISLANDERS	GP	G	A	PTS	PIM	+/-	PPG	SHG	ENG
Joe Colborne	2	2	1	3	2	2	0	0	0	Thomas Hickey	2	1	1	2	2	-1	0	0	0
T.J. Brodie	2	0	3	3	0	2	0	0	0	Colin McDonald	2	1	1	2	0	1	0	0	0
Sean Monahan	2	2	0	2	2	2	0	0	0	Josh Bailey	2	0	2	2	0	0	0	0	0
Dennis Wideman	1	1	1	2	0	2	1	0	0	Calvin de Haan	2	1	0	1	0	1	0	0	0
Mikael Backlund	2	1	1	2	2	1	0	0	1	Brock Nelson	2	1	0	1	0	2	0	0	0
Mark Giordano	2	0	2	2	6	1	0	0	0	Kyle Okposo	2	1	0	1	4	-1	0	0	0
Markus Granlund	1	1	0	1	0	0	0	1	0	Ryan Strome	1	0	1	1	0	0	0	0	0
David Jones	1	1	0	1	0	2	0	0	0	John Tavares	1	0	1	1	0	0	0	0	0
Jiri Hudler	1	0	1	1	2	1	0	0	0	Thomas Vanek	1	0	1	1	0	0	0	0	0
Joni Ortio	1	0	1	1	0	0	0	0	0	Matt Donovan	2	0	1	1	4	0	0	0	0
Matt Stajan	1	0	1	1	2	0	0	0	0	Michael Grabner	2	0	1	1	0	-2	0	0	0
Lance Bouma	2	0	1	1	4	1	0	0	0	Eric Boulton	1	0	0	0	0	-1	0	0	0
Paul Byron	2	0	1	1	0	0	0	0	0	Mike Halmo	1	0	0	0	0	0	0	0	0
Michael Cammalleri	2	0	1	1	0	2	0	0	0	Travis Hamonic	1	0	0	0	0	-1	0	0	0
T.J. Galiardi	2	0	1	1	0	0	0	0	0	Anders Lee	1	0	0	0	0	0	0	0	0
Kris Russell	2	0	1	1	0	0	0	0	0	Andrew MacDonald	1	0	0	0	0	0	0	0	0
Reto Berra	1	0	0	0	0	0	0	0	0	Evgeni Nabokov	1	0	0	0	0	0	0	0	0
Ben Hanowski	1	0	0	0	0	-1	0	0	0	Anders Nilsson	1	0	0	0	0	0	0	0	0
Corban Knight	1	0	0	0	0	-1	0	0	0	Casey Cizikas	2	0	0	0	0	-1	0	0	0
Max Reinhart	1	0	0	0	0	-1	0	0	0	Col Clutterbuck	2	0	0	0	0	-1	0	0	0
Lee Stempniak	1	0	0	0	0	-2	0	0	0	Matt Martin	2	0	0	0	0	-2	0	0	0
Tyler Wotherspoon	1	0	0	0	0	1	0	0	0	Frans Nielsen	2	0	0	0	0	-3	0	0	0
Chris Butler	2	0	0	0	0	-2	0	0	0	Brian Strait	2	0	0	0	0	-1	0	0	0
Brian McGrattan	2	0	0	0	0	-1	0	0	0	Lubomir Visnovsky	2	0	0	0	2	-1	0	0	0
Ladislav Smid	2	0	0	0	4	0	0	0	0	<b>TOTAL</b>	<b>2</b>	<b>5</b>	<b>9</b>	<b>14</b>	<b>12</b>	<b>-11</b>	<b>0</b>	<b>0</b>	<b>0</b>
<b>TOTAL</b>	<b>2</b>	<b>8</b>	<b>16</b>	<b>24</b>	<b>24</b>	<b>9</b>	<b>1</b>	<b>1</b>	<b>1</b>										

GOALTENDERS	GP	MP	GA	EN	SO	SVS	GAA	SAVE %	GOALTENDERS	GP	MP	GA	EN	SO	SVS	GAA	SAVE %
Reto Berra (1-0-0-0)	1	60	2	0	0	28	2.00	.933	Evgeni Nabokov (0-1-0-0)	1	59	3	1	0	18	3.07	.857
Joni Ortio (1-0-0-0)	1	60	3	0	0	23	3.00	.885	Anders Nilsson (0-1-0-0)	1	60	4	0	0	19	4.01	.826
<b>TOTAL</b>	<b>2</b>	<b>120</b>	<b>5</b>	<b>0</b>	<b>0</b>	<b>51</b>	<b>2.50</b>	<b>.911</b>	<b>TOTAL</b>	<b>2</b>	<b>119</b>	<b>7</b>	<b>1</b>	<b>0</b>	<b>37</b>	<b>3.53</b>	<b>.841</b>

POWERPLAY	HOME	ROAD	OVERALL							
	ADV	PPG	PCT	ADV	PPG	PCT	ADV	PPG	PP %	PK %
CALGARY	1	0	0.0	2	1	50.0	3	1	33.3	100.0
NY Islanders	4	0	0.0	5	0	0.0	9	0	0.0	66.7





# FLAMES vs JETS

**ALL-TIME:** 8-7-1-0; at Calgary 6-2-0-0; at Winnipeg 1-0-0-0; Atlanta 1-5-1-0

**LAST WIN:** in CALGARY Mar. 9, 2012; in Winnipeg Nov 18, 2013

**SHOOTOUT:** Nov. 18, 2013 CALGARY: 3 - 8, COLBORNE (G), HUDLER, CAMMALLERI, STEMPNIAK (G), BRODIE, BAERTSCHI, RUSSELL, MONAHAN (G)

Winnipeg: 2 - 8, Setoguchi, Ladd (G), Jokinen, Wheeler (G), Frolik, Scheifele, Kane, Byfuglien

DATE	TEAMS	ATTENDANCE	W GOAL	GOALTENDERS
Nov. 18, 2013	CALGARY 5 AT Winnipeg 4 SHO	15004	Sean Monahan	Berra - Montoya
Jan. 16, 2014	Winnipeg 5 AT CALGARY 2	19289	Mark Scheifele	Pavelec - Berra
Apr. 11, 2014	Winnipeg 5 AT CALGARY 3	19289	Paul Postma	Hutchinson - Ramo

HEAD TO HEAD	GP	W	L	OTL	SOL	PTS	GF	GA	PPG	SHG	PEN	PIM
CALGARY	3	1	2	0	0	2	9	14	3	1	13	29
Winnipeg	3	2	0	0	1	5	14	9	2	0	17	45

GOALS AND SHOTS BY PERIODS	1st	2nd	3rd	OT	TOTAL	PCT
CALGARY	0-22	5-24	4-42	0-5	9-93	9.7
Winnipeg	4-35	4-34	6-25	0-3	14-97	14.4

CALGARY	GP	G	A	PTS	PIM	+/-	PPG	SHG	ENG	WINNIPEG	GP	G	A	PTS	PIM	+/-	PPG	SHG	ENG
Jiri Hudler	3	2	1	3	2	-2	0	0	0	Bryan Little	3	2	3	5	10	3	0	0	0
T.J. Brodie	3	1	2	3	0	-1	0	0	0	Blake Wheeler	3	1	4	5	2	4	0	0	1
Lance Bouma	3	2	0	2	2	0	0	1	0	Olli Jokinen	3	2	4	6	1	1	0	0	
Michael Commalleri	1	1	1	2	0	0	1	0	0	Dustin Byfuglien	2	2	1	3	6	-1	1	0	0
Mark Giordano	2	1	1	2	0	-1	0	0	0	Michael Frolik	3	2	1	3	0	1	0	0	0
Kris Russell	2	1	1	2	0	-1	1	0	0	Evander Kane	2	1	1	2	0	3	0	0	0
Sean Monahan	3	1	1	2	0	-1	1	0	0	Mark Scheifele	2	1	1	2	0	0	0	0	0
Paul Byron	2	0	2	2	-1	0	0	0	0	Jacob Trouba	2	1	1	2	0	2	0	0	0
Lee Stempniak	2	0	2	2	0	-2	0	0	0	Grant Clitsome	1	0	2	2	2	1	0	0	0
Matt Stajan	3	0	2	2	2	-2	0	0	0	Patrice Cormier	1	0	2	2	0	2	0	0	0
Sven Baertschi	1	0	1	1	0	1	0	0	0	Andrew Ladd	2	0	2	2	2	1	0	0	0
Curtis Glencross	1	0	1	1	0	-2	0	0	0	Chris Thorburn	2	0	2	2	0	2	0	0	0
Dennis Wideman	2	0	1	1	2	-2	0	0	0	Carl Klingberg	1	1	0	1	0	2	0	0	0
Kenny Agostino	1	0	0	0	0	-1	0	0	0	Paul Postma	1	1	0	1	0	0	0	0	0
Chad Billins	1	0	0	0	0	-1	0	0	0	Zach Redmond	2	0	1	1	0	2	0	0	0
Mark Cundari	1	0	0	0	0	-1	0	0	0	Devin Setoguchi	2	0	1	1	0	-2	0	0	0
David Jones	1	0	0	0	0	-1	0	0	0	Mark Stuart	2	0	1	1	2	3	0	0	0
Karri Ramo	1	0	0	0	0	0	0	0	0	Adam Pardy	3	0	1	1	2	3	0	0	0
Ben Street	1	0	0	0	0	0	0	0	0	Anthony Peluso	3	0	1	1	7	2	0	0	0
Bryce Van Brabant	1	0	0	0	0	0	0	0	0	Zach Bogosian	1	0	0	0	2	1	0	0	0
Mikael Backlund	2	0	0	0	0	-3	0	0	0	Matt Halischuk	1	0	0	0	0	0	0	0	0
Reto Berra	2	0	0	0	0	0	0	0	0	Michael Hutchinson	1	0	0	0	0	0	0	0	0
Shane O'Brien	2	0	0	0	0	0	0	0	0	Al Montoya	1	0	0	0	0	0	0	0	0
Ladislav Smid	2	0	0	0	6	-2	0	0	0	Ondrej Pavelec	1	0	0	0	0	0	0	0	0
Kevin Westgarth	2	0	0	0	0	0	0	0	0	Jim Slater	1	0	0	0	0	0	0	0	0
Chris Butler	3	0	0	0	2	-3	0	0	0	Keaton Ellerby	2	0	0	0	0	0	0	0	0
Joe Colborne	3	0	0	0	2	-1	0	0	0	Eric O'Dell	2	0	0	0	2	0	0	0	0
T.J. Galiardi	3	0	0	0	2	-3	0	0	0	Eric Tangradi	2	0	0	0	0	0	0	0	0
Brian McGrattan	3	0	0	0	7	-1	0	0	0	James Wright	2	0	0	0	0	0	0	0	0
<b>TOTAL</b>	<b>3</b>	<b>9</b>	<b>16</b>	<b>25</b>	<b>29</b>	<b>-31</b>	<b>3</b>	<b>1</b>	<b>0</b>	<b>Tobias Enstrom</b>	<b>3</b>	<b>0</b>	<b>0</b>	<b>0</b>	<b>2</b>	<b>0</b>	<b>0</b>	<b>0</b>	<b>0</b>
<b>TOTAL</b>	<b>3</b>	<b>14</b>	<b>27</b>	<b>41</b>	<b>45</b>	<b>30</b>	<b>2</b>	<b>0</b>	<b>1</b>	<b>TOTAL</b>	<b>3</b>	<b>14</b>	<b>27</b>	<b>41</b>	<b>45</b>	<b>30</b>	<b>2</b>	<b>0</b>	<b>1</b>

GOALTENDERS	GP	MP	GA	EN	SO	SVS	GAA	SAVE %
Karri Ramo (0-0-0)	1	59	4	1	0	22	4.08	.846
Reto Berra (1-0-0)	2	125	9	0	0	61	4.32	.871
<b>TOTAL</b>	<b>3</b>	<b>184</b>	<b>13</b>	<b>1</b>	<b>0</b>	<b>83</b>	<b>4.24</b>	<b>.865</b>

GOALTENDERS	GP	MP	GA	EN	SO	SVS	GAA	SAVE %
Ondrej Pavelec (1-0-0)	1	60	2	0	0	20	2.00	.909
M. Hutchinson (1-0-0)	1	60	3	0	0	35	3.00	.921
Al Montoya (0-0-1)	1	64	4	0	0	29	3.75	.879
<b>TOTAL</b>	<b>3</b>	<b>184</b>	<b>9</b>	<b>0</b>	<b>0</b>	<b>84</b>	<b>2.93</b>	<b>.903</b>

POWERPLAY	HOME			ROAD			OVERALL			
	ADV	PPG	PCT	ADV	PPG	PCT	ADV	PPG	PP %	PK %
CALGARY	8	2	25.0	5	1	20.0	13	3	23.1	80.0
Winnipeg	7	1	14.3	3	1	33.3	10	2	20.0	76.9

VS



## FLAMES vs KINGS

**ALL-TIME:** 112-84-21-4; at Calgary 58-27-8-1; at Atlanta 8-6-4; at Los Angeles 46-51-9-3  
**SINCE CALGARY:** 100-67-15-4; at Calgary 58-27-8-1; at Los Angeles 42-40-7-3  
**LAST WIN:** in CALGARY Apr. 9, 2014; in Los Angeles Nov. 30, 2013  
**SHOOTOUT:** Apr. 9, 2014 CALGARY: 2 - 4, COLBORNE, CAMMALLERI, HUDLER (G), MONAHAN (G)  
 Los Angeles: 1 - 4, Kopitar, Gaborik (G), Carter, Richards

DATE	TEAMS		ATTENDANCE				W GOAL		GOALTENDERS		
Oct. 21, 2013	CALGARY	3 AT	Los Angeles	2	18118	T.J. Brodie	Ramo - Quick				
Nov. 30, 2013	CALGARY	2 AT	Los Angeles	1	18118	Michael Cammalleri	Ramo - Scrivens				
Feb. 27, 2014	Los Angeles	2 AT	CALGARY	0	19289	Dustin Brown	Quick - Ortio				
Mar. 10, 2014	Los Angeles	3 AT	CALGARY	2	19289	Anze Kopitar	Jones - Ortio				
Apr. 9, 2014	Los Angeles	3 AT	CALGARY	4 SHO	19289	Sean Monahan	Quick - Ramo				

HEAD TO HEAD	GP	W	L	OTL	SOL	PTS	GF	GA	PPG	SHG	PEN	PIM
CALGARY	5	3	2	0	0	6	10	11	4	1	14	39
Los Angeles	5	2	2	0	1	5	11	10	1	1	22	44

GOALS AND SHOTS BY PERIODS	1st	2nd	3rd	OT	TOTAL	PCT
CALGARY	1-32	5-49	4-33	0-0	10-114	8.8
Los Angeles	4-40	3-53	4-44	0-5	11-142	7.7

CALGARY	GP	G	A	PTS	PIM	+/	PPG	SHG	ENG	LOS ANGELES	GP	G	A	PTS	PIM	+/	PPG	SHG	ENG
Michael Cammalleri	5	3	2	5	2	-5	2	0	0	Anze Kopitar	5	2	2	4	2	4	0	0	0
Mark Giordano	4	0	3	3	0	-2	0	0	0	Jake Muzzin	5	0	4	4	0	3	0	0	0
Jiri Hudler	4	0	3	3	0	0	0	0	0	Justin Williams	5	2	1	3	0	2	0	0	0
Sean Monahan	4	2	0	2	0	-3	1	0	0	Dustin Brown	5	1	2	3	6	2	0	0	0
T.J. Galiardi	4	1	1	2	0	0	0	0	0	Slava Voynov	5	0	3	3	6	1	0	0	0
T.J. Brodie	5	1	1	2	0	0	1	0	0	Dwight King	5	2	0	2	0	-1	0	0	0
Lee Stempniak	2	0	2	2	0	0	0	0	0	Drew Doughty	4	1	1	2	4	1	1	0	0
Mikael Backlund	4	0	2	2	4	0	0	0	0	Trevor Lewis	4	1	0	1	0	-1	0	0	0
Blair Jones	1	1	0	1	0	1	0	1	0	Jeff Carter	5	1	0	1	2	0	0	1	0
Matt Stajan	3	1	0	1	2	0	0	0	0	Jarret Stoll	5	1	0	1	4	3	0	0	0
Brian McGrattan	4	1	0	1	0	2	0	0	0	Marian Gaborik	2	0	1	1	0	3	0	0	0
Kenny Agostino	1	0	1	1	0	1	0	0	0	Tanner Pearson	2	0	1	1	0	1	0	0	0
Max Reinhart	2	0	1	1	0	0	0	0	0	Alec Martinez	4	0	1	1	0	-1	0	0	0
Paul Byron	3	0	1	1	0	1	0	0	0	Kyle Clifford	5	0	1	1	4	0	0	0	0
Chris Butler	5	0	1	1	0	-2	0	0	0	Mike Richards	5	0	1	1	4	-1	0	0	0
Sven Baertschi	1	0	0	0	2	0	0	0	0	Andrew Campbell	1	0	0	0	0	1	0	0	0
Chad Billins	1	0	0	0	0	0	0	0	0	Colin Fraser	1	0	0	0	0	0	0	0	0
Mark Cundari	1	0	0	0	0	0	0	0	0	Matt Frattin	1	0	0	0	0	0	0	0	0
Ben Hanowski	1	0	0	0	0	-1	0	0	0	Martin Jones	1	0	0	0	0	0	0	0	0
Carban Knight	1	0	0	0	0	0	0	0	0	Ben Scrivens	1	0	0	0	0	0	0	0	0
Derek Smith	1	0	0	0	0	0	0	0	0	Daniel Carcillo	2	0	0	0	4	0	0	0	0
Ben Street	1	0	0	0	0	0	0	0	0	Matt Greene	2	0	0	0	0	1	0	0	0
Bryce Van Brabant	1	0	0	0	0	-2	0	0	0	Jordan Nolan	2	0	0	0	6	0	0	0	0
Tyler Waterspoon	1	0	0	0	2	-1	0	0	0	Linden Vey	2	0	0	0	0	-1	0	0	0
Curtis Glencross	2	0	0	0	2	0	0	0	0	Jonathan Quick	3	0	0	0	0	0	0	0	0
Markus Granlund	2	0	0	0	0	0	0	0	0	Robyn Regehr	4	0	0	0	2	0	0	0	0
David Jones	2	0	0	0	2	0	0	0	0	Tyler Toffoli	4	0	0	0	0	0	0	0	0
Shane O'Brien	2	0	0	0	2	1	0	0	0	Willie Mitchell	5	0	0	0	0	1	0	0	0
Joni Ortio	2	0	0	0	0	0	0	0	0	<b>TOTAL</b>	<b>5</b>	<b>11</b>	<b>18</b>	<b>29</b>	<b>44</b>	<b>18</b>	<b>1</b>	<b>1</b>	<b>0</b>
Kevin Westgarth	2	0	0	0	0	-2	0	0	0										
Dennis Wideman	2	0	0	0	0	-2	0	0	0										
Karri Ramo	3	0	0	0	0	0	0	0	0										
Ladislav Smid	3	0	0	0	17	0	0	0	0										
Lance Bouma	5	0	0	0	-3	0	0	0	0										
Joe Colborne	5	0	0	0	2	-2	0	0	0										
Kris Russell	5	0	0	0	0	-2	0	0	0										
<b>TOTAL</b>	<b>5</b>	<b>10</b>	<b>18</b>	<b>28</b>	<b>39</b>	<b>-21</b>	<b>4</b>	<b>1</b>	<b>0</b>										

GOALTENDERS	GP	MP	GA	EN	SO	SVS	GAA	SAVE %	GOALTENDERS	GP	MP	GA	EN	SO	SVS	GAA	SAVE %
Karri Ramo (3-0-0-0)	3	185	6	0	0	89	1.95	.937	Jonathan Quick (1-1-0-1)	3	185	6	0	1	62	1.95	.912
Joni Ortio (0-2-0-0)	2	117	5	0	0	42	2.57	.894	Martin Jones (1-0-0-0)	1	60	2	0	0	24	2.00	.923
<b>TOTAL</b>	<b>5</b>	<b>302</b>	<b>11</b>	<b>0</b>	<b>0</b>	<b>131</b>	<b>2.19</b>	<b>.923</b>	Ben Scrivens (0-1-0-0)	1	60	2	0	0	18	2.01	.900
									<b>TOTAL</b>	<b>5</b>	<b>305</b>	<b>10</b>	<b>0</b>	<b>1</b>	<b>104</b>	<b>1.97</b>	<b>.912</b>

POWERPLAY	HOME			ROAD			OVERALL			
	ADV	PPG	PCT	ADV	PPG	PCT	ADV	PPG	PP %	PK %
CALGARY	7	1	14.3	11	3	27.3	18	4	22.2	87.5
Los Angeles	2	0	0.0	6	1	16.7	8	1	12.5	77.8



# FLAMES vs LIGHTNING

**ALL-TIME:** 13-11-1-3; at Calgary 7-6-0-1; at Tampa Bay 6-5-1-2  
**LAST WIN:** in CALGARY Dec. 7, 2010; in Tampa Bay Apr. 3, 2014

DATE	TEAMS	ATTENDANCE	W GOAL	GOALTENDERS
Jan. 3, 2014	Tampa Bay 2 AT CALGARY 0	19289	Ondrej Palat	Bishop - Ramo
Apr. 3, 2014	CALGARY 4 AT Tampa Bay 1	17495	Kevin Westgarth	Ramo - Bishop

HEAD TO HEAD	GP	W	L	OTL	SOL	PTS	GF	GA	PPG	SHG	PEN	PIM
CALGARY	2	1	1	0	0	2	4	3	1	0	10	23
Tampa Bay	2	1	1	0	0	2	3	4	0	0	9	21

GOALS AND SHOTS BY PERIODS	1st	2nd	3rd	OT	TOTAL	PCT
CALGARY	2 - 13	0 - 18	2 - 13	0 - 0	4 - 44	9.1
Tampa Bay	0 - 18	3 - 21	0 - 22	0 - 0	3 - 61	4.9

CALGARY	GP	G	A	PTS	PIM	+/-	PPG	SHG	ENG	TAMPA BAY	GP	G	A	PTS	PIM	+/-	PPG	SHG	ENG
Curtis Glencross	1	2	0	2	0	0	1	0	1	Ondrej Palat	2	2	1	3	0	2	0	0	0
Michael Cammalleri	2	1	1	2	4	0	0	0	0	Matthew Carle	2	0	2	2	0	1	0	0	0
Kevin Westgarth	2	1	0	1	7	1	0	0	0	Nikita Kucherov	2	1	0	1	0	1	0	0	0
Christopher Breen	1	0	1	1	0	1	0	0	0	Ryan Callahan	1	0	1	1	0	0	0	0	0
Kris Russell	1	0	1	1	0	-1	0	0	0	Mark Barberio	2	0	1	1	0	0	0	0	0
Chad Billins	1	0	0	0	0	1	0	0	0	Teddy Purcell	2	0	1	1	0	0	0	0	0
Lance Bouma	1	0	0	0	0	1	0	0	0	Jean-Philippe Cote	1	0	0	0	0	0	0	0	0
Paul Byron	1	0	0	0	0	0	0	0	0	B.J. Crombeen	1	0	0	0	0	-1	0	0	0
Ben Hanowski	1	0	0	0	0	1	0	0	0	Richard Panik	1	0	0	0	0	0	0	0	0
David Jones	1	0	0	0	0	0	0	0	0	Sami Salo	1	0	0	0	0	1	0	0	0
Shane O'Brien	1	0	0	0	2	0	0	0	0	Martin St. Louis	1	0	0	0	0	0	0	0	0
Ladislav Smid	1	0	0	0	0	-2	0	0	0	Steven Stamkos	1	0	0	0	0	-2	0	0	0
Matt Stajan	1	0	0	0	0	-1	0	0	0	Ondrej Sustr	1	0	0	0	0	0	0	0	0
Lee Stempniak	1	0	0	0	0	-1	0	0	0	Ben Bishop	2	0	0	0	0	0	0	0	0
Bryce Van Brabant	1	0	0	0	0	0	0	0	0	Eric Brewer	2	0	0	0	6	-1	0	0	0
Dennis Wideman	1	0	0	0	0	-1	0	0	0	J.T. Brown	2	0	0	0	0	-1	0	0	0
Mikael Backlund	2	0	0	0	0	0	0	0	0	Valtteri Filppula	2	0	0	0	0	0	0	0	0
T.J. Brodie	2	0	0	0	2	2	0	0	0	Radko Gudas	2	0	0	0	4	0	0	0	0
Chris Butler	2	0	0	2	-2	0	0	0	0	Victor Hedman	2	0	0	0	0	-1	0	0	0
Joe Colborne	2	0	0	0	0	-1	0	0	0	Tyler Johnson	2	0	0	0	0	1	0	0	0
T.J. Galiardi	2	0	0	0	0	0	0	0	0	Alex Killorn	2	0	0	0	2	1	0	0	0
Mark Giordano	2	0	0	0	4	2	0	0	0	Ryan Malone	2	0	0	0	5	-1	0	0	0
Jiri Hudler	2	0	0	0	2	2	0	0	0	Nate Thompson	2	0	0	0	2	-1	0	0	0
Brian McGrattan	2	0	0	0	0	0	0	0	0	Team					2				
Sean Monahan	2	0	0	0	0	-2	0	0	0	<b>TOTAL</b>	<b>2</b>	<b>3</b>	<b>6</b>	<b>9</b>	<b>21</b>	<b>-1</b>	<b>0</b>	<b>0</b>	<b>0</b>
Karri Ramo	2	0	0	0	0	0	0	0	0										
<b>TOTAL</b>	<b>2</b>	<b>4</b>	<b>3</b>	<b>7</b>	<b>23</b>	<b>0</b>	<b>1</b>	<b>0</b>	<b>1</b>										

GOALTENDERS	GP	MP	GA	EN	SO	SVS	GAA	SAVE %	GOALTENDERS	GP	MP	GA	EN	SO	SVS	GAA	SAVE %
Karri Ramo (1-1-0-0)	2	120	3	0	0	58	1.50	.951	Ben Bishop (1-1-0-0)	2	119	3	1	1	40	1.52	.930
<b>TOTAL</b>	<b>2</b>	<b>120</b>	<b>3</b>	<b>0</b>	<b>0</b>	<b>58</b>	<b>1.50</b>	<b>.951</b>	<b>TOTAL</b>	<b>2</b>	<b>119</b>	<b>3</b>	<b>1</b>	<b>1</b>	<b>40</b>	<b>2.00</b>	<b>.930</b>

POWERPLAY	HOME	ROAD	OVERALL						
	ADV	PPG	PCT	ADV	PPG	PCT	ADV	PPG	PK %
CALGARY	5	0	0.0	2	1	50.0	7	1	14.3
Tampa Bay	5	0	0.0	3	0	0.0	8	0	0.0



# FLAMES VS MAPLE LEAFS

**ALL-TIME:** 59-54-12-1: at Calgary 29-15-4-0; at Atlanta 10-8-1; at Toronto 20-31-7-1  
**SINCE CALGARY:** 43-36-9-1: at Calgary 29-15-4-0; at Toronto 14-21-5-1  
**LAST WIN:** in CALGARY Feb. 14, 2012; in Toronto Jan. 15, 2011

DATE	TEAMS	ATTENDANCE	W GOAL	GOALTENDERS
Oct. 30, 2013	Toronto 4 AT CALGARY 2	19289	Mason Raymond	Bernier - Ramo
Apr. 1, 2014	CALGARY 2 AT Toronto 3	19482	David Clarkson	Ramo - Bernier

HEAD TO HEAD	GP	W	L	OTL	SOL	PTS	GF	GA	PPG	SHG	PEN	PIM
CALGARY	2	0	2	0	0	0	4	7	0	0	6	26
Toronto	2	2	0	0	0	4	7	4	0	2	13	48

GOALS AND SHOTS BY PERIODS	1st	2nd	3rd	OT	TOTAL	PCT
CALGARY	0 - 20	2 - 29	2 - 18	0 - 0	4 - 67	6.0
Toronto	2 - 14	1 - 14	4 - 16	0 - 0	7 - 44	15.9

CALGARY	GP	G	A	PTS	PIM	+	-	PPG	SHG	ENG	TORONTO	GP	G	A	PTS	PIM	+	-	PPG	SHG	ENG
Matt Stajan	2	2	0	2	0	2	0	0	0	0	David Clarkson	2	1	1	2	4	0	0	0	0	0
Kris Russell	2	1	1	2	0	-1	0	0	0	0	Jay McClement	2	1	1	2	0	2	0	0	0	0
T.J. Brodie	2	0	2	2	0	-2	0	0	0	0	Mason Raymond	2	1	1	2	0	3	0	0	0	0
David Jones	1	1	0	1	0	1	0	0	0	0	Dave Bolland	2	1	0	1	4	1	0	0	0	0
Mark Giordano	1	0	1	1	0	-2	0	0	0	0	Jeffrey Lupul	2	1	0	1	0	0	0	0	0	0
Dennis Wideman	1	0	1	1	2	-2	0	0	0	0	Paul Ranger	2	1	0	1	0	2	0	1	1	1
Chris Butler	2	0	1	1	0	0	0	0	0	0	James van Riemsdyk	2	1	0	1	0	0	0	1	0	0
Joe Colborne	2	0	1	1	0	-2	0	0	0	0	Cody Franson	2	0	1	1	0	1	0	0	0	0
Curtis Glencross	2	0	1	1	0	-1	0	0	0	0	Jake Gardiner	2	0	1	1	0	1	0	0	0	0
Mikael Backlund	1	0	0	0	0	-1	0	0	0	0	Nazem Kadri	2	0	1	1	0	0	0	0	0	0
Sven Baertschi	1	0	0	0	0	-1	0	0	0	0	Carter Ashton	1	0	0	0	7	0	0	0	0	0
Chad Billins	1	0	0	0	0	0	0	0	0	0	Troy Bodie	1	0	0	0	0	1	0	0	0	0
Paul Byron	1	0	0	0	0	-1	0	0	0	0	Tyler Bozak	1	0	0	0	2	0	0	0	0	0
T.J. Galiardi	1	0	0	0	0	0	0	0	0	0	Tim Gleason	1	0	0	0	0	-1	0	0	0	0
Tim Jackman	1	0	0	0	0	0	0	0	0	0	Nikolai Kulemin	1	0	0	0	0	1	0	0	0	0
Shane O'Brien	1	0	0	0	17	0	0	0	0	0	Frazer McLaren	1	0	0	0	5	0	0	0	0	0
Derek Smith	1	0	0	0	0	0	0	0	0	0	Colton Orr	1	0	0	0	0	0	0	0	0	0
Bryce Van Brabant	1	0	0	0	2	0	0	0	0	0	Trevor Smith	1	0	0	0	0	0	0	0	0	0
Kevin Westgarth	1	0	0	0	0	0	0	0	0	0	Jonathan Bernier	2	0	0	0	0	0	0	0	0	0
Tyler Wotherspoon	1	0	0	0	0	0	0	0	0	0	Carl Gunnarsson	2	0	0	0	0	1	0	0	0	0
Lance Bouma	2	0	0	0	0	-1	0	0	0	0	Phil Kessel	2	0	0	0	2	-1	0	0	0	0
Michael Cammalleri	2	0	0	0	1	0	0	0	0	0	Dion Phaneuf	2	0	0	0	24	0	0	0	0	0
Jiri Hudler	2	0	0	0	0	-3	0	0	0	0	Morgan Rielly	2	0	0	0	0	2	0	0	0	0
Brian McGrattan	2	0	0	0	5	0	0	0	0	0	<b>TOTAL</b>	<b>2</b>	<b>7</b>	<b>6</b>	<b>13</b>	<b>48</b>	<b>13</b>	<b>0</b>	<b>2</b>	<b>1</b>	
Sean Monahan	2	0	0	0	0	-3	0	0	0	0											
Karri Ramo	2	0	0	0	0	0	0	0	0	0											
<b>TOTAL</b>	<b>2</b>	<b>4</b>	<b>8</b>	<b>12</b>	<b>26</b>	<b>-16</b>	<b>0</b>	<b>0</b>	<b>0</b>	<b>0</b>											

GOALTENDERS	GP	MP	GA	EN	SO	SVS	GAA	SAVE %	GOALTENDERS	GP	MP	GA	EN	SO	SVS	GAA	SAVE %
Karri Ramo (2-0-0)	2	117	6	1	0	37	3.08	.860	J. Bernier (2-0-0)	2	120	4	0	0	63	2.00	.940
<b>TOTAL</b>	<b>2</b>	<b>117</b>	<b>6</b>	<b>1</b>	<b>0</b>	<b>37</b>	<b>3.08</b>	<b>.860</b>	<b>TOTAL</b>	<b>2</b>	<b>120</b>	<b>4</b>	<b>0</b>	<b>0</b>	<b>63</b>	<b>2.00</b>	<b>.940</b>

POWERPLAY	HOME			ROAD			OVERALL			
	ADV	PPG	PCT	ADV	PPG	PCT	ADV	PPG	PP %	PK %
CALGARY	5	0	0.0	2	0	0.0	7	0	0.0	100.0
Toronto	1	0	0.0	1	0	0.0	2	0	0.0	100.0

VS



## FLAMES VS OILERS

**ALL-TIME:** 109-88-19-3: at Calgary 61-36-9-1; at Atlanta 1-1-0; at Edmonton 47-51-10-2

**SINCE CALGARY:** 107-87-18-3: at Calgary 61-36-9-1; at Edmonton 46-51-9-2

**LAST WIN:** in CALGARY Jan. 26, 2013; in Edmonton Mar. 22, 2014

**PENALTY SHOT:** CALGARY, Matt Stajan, successful vs. Viktor Fasth, Mar. 22, 2014 at 5:20 of the 2nd period

DATE	TEAMS	ATTENDANCE	W GOAL	GOALTENDERS
Nov. 16, 2013	Edmonton 4 AT CALGARY 2	19289	David Perron	Dubnyk - Berra
Dec. 7, 2013	CALGARY 2 AT Edmonton 1 OT	16839	Jiri Hudler at 3:14	Berra - Dubnyk
Dec. 27, 2013	Edmonton 2 AT CALGARY 0	19289	Ryan Smyth	Dubnyk - Berra
Mar. 1, 2014	CALGARY 2 AT Edmonton 1 OT	16839	Sean Monahan at 1:50	Berra - Bryzgalov
Mar. 22, 2014	CALGARY 8 AT Edmonton 1	16839	Michael Cammalleri	Ramo - Fasth / Scrivens

HEAD TO HEAD	GP	W	L	OTL	SOL	PTS	GF	GA	PPG	SHG	PEN	PIM
CALGARY	5	3	2	0	0	6	14	9	0	0	22	56
Edmonton	5	2	1	2	0	6	9	14	2	0	19	50

GOALS AND SHOTS BY PERIODS	1st	2nd	3rd	OT	TOTAL	PCT
CALGARY	4 - 50	5 - 41	3 - 54	2 - 5	14 - 150	9.3
Edmonton	2 - 43	0 - 44	7 - 40	0 - 3	9 - 130	6.9

CALGARY	GP	G	A	PTS	PIM	+/-	PPG	SHG	ENG	EDMONTON	GP	G	A	PTS	PIM	+/-	PPG	SHG	ENG	
Matt Stajan	5	1	5	6	4	2	0	0	0	Boyd Gordon	4	1	3	4	0	0	0	0	0	1
Curtis Glencross	1	3	0	3	0	3	0	0	0	David Perron	5	2	1	3	2	-3	0	0	0	0
Sean Monahan	4	3	0	3	0	1	0	0	0	Ryan Smyth	5	2	1	3	0	2	1	0	1	
Mark Giordano	4	1	2	3	6	5	0	0	0	Ales Hensky	4	1	2	3	2	2	0	0	0	
Michael Cammalleri	5	1	2	3	2	2	0	0	0	Jordan Eberle	5	1	2	3	2	-1	0	0	0	
Jiri Hudler	5	1	2	3	0	2	0	0	0	Taylor Hall	5	1	1	2	4	-3	0	0	0	
Paul Byron	4	1	1	2	0	2	0	0	0	Sam Gagner	5	0	2	2	0	-2	0	0	0	
T.J. Brodie	5	0	2	2	5	0	0	0	0	Jeff Petry	5	1	0	1	2	2	1	0	0	
Ladislav Smid	5	0	2	2	2	0	0	0	0	Anton Belov	2	0	1	1	2	0	0	0	0	
Kevin Westgarth	2	1	0	1	12	1	0	0	0	Nail Yakupov	3	0	1	1	0	1	0	0	0	
Dennis Wideman	2	1	0	1	2	0	0	0	0	Ryan Nugent-Hopkins	5	0	1	1	2	-3	0	0	0	
Lee Stempniak	3	1	0	1	7	-1	0	0	0	Will Acton	1	0	0	0	0	0	0	0	0	
Tyler Wotherspoon	1	0	1	1	0	1	0	0	0	Mark Arcobello	1	0	0	0	0	0	0	0	0	
Sven Baertschi	2	0	1	1	0	0	0	0	0	Ilya Bryzgalov	1	0	0	0	0	0	0	0	0	
Kris Russell	4	0	1	1	0	2	0	0	0	Viktor Fasth	1	0	0	0	0	0	0	0	0	
Mikael Backlund	5	0	1	1	2	3	0	0	0	Oscar Klefbom	1	0	0	0	0	-3	0	0	1	
Chris Butler	5	0	1	1	0	-1	0	0	0	Tyler Pitlick	1	0	0	0	0	-1	0	0	0	
Joe Colborne	5	0	1	1	6	1	0	0	0	Ben Scrivens	1	0	0	0	0	0	0	0	0	
Kenny Agostino	1	0	0	0	0	0	0	0	0	Mark Fraser	2	0	0	0	0	-3	0	0	0	
Christopher Breen	1	0	0	0	0	-1	0	0	0	Matt Hendricks	2	0	0	0	0	-2	0	0	0	
Markus Granlund	1	0	0	0	0	0	0	0	0	Phillip Larsen	2	0	0	0	0	-1	0	0	0	
Blair Jones	1	0	0	0	2	-1	0	0	0	Corey Potter	2	0	0	0	0	-1	0	0	0	
Karri Ramo	1	0	0	0	0	0	0	0	0	Devan Dubnyk	3	0	0	0	0	0	0	0	0	
Derek Smith	1	0	0	0	0	0	0	0	0	Jesse Jeensuu	3	0	0	0	0	0	0	0	0	
Shane O'Brien	2	0	0	0	0	-1	0	0	0	Ryan Jones	3	0	0	0	2	-1	0	0	0	
T.J. Gallardi	3	0	0	0	0	-1	0	0	0	Anton Lander	3	0	0	0	2	-1	0	0	0	
Reto Berra	4	0	0	0	0	0	0	0	0	Martin Marincin	3	0	0	0	0	-3	0	0	0	
David Jones	4	0	0	0	0	0	0	0	0	Justin Schultz	4	0	0	0	0	-4	0	0	0	
Brian McCrattan	4	0	0	0	5	2	0	0	0	Nick Schultz	4	0	0	0	0	1	0	0	0	
Lance Bouma	5	0	0	0	2	0	0	0	0	Andrew Ference	5	0	0	0	11	-2	0	0	0	
Team				2						Luke Gazdic	5	0	0	0	15	-1	0	0	0	
<b>TOTAL</b>	<b>5</b>	<b>14</b>	<b>22</b>	<b>36</b>	<b>56</b>	<b>28</b>	<b>0</b>	<b>0</b>	<b>0</b>	<b>TOTAL</b>	<b>5</b>	<b>9</b>	<b>15</b>	<b>24</b>	<b>50</b>	<b>-27</b>	<b>2</b>	<b>0</b>	<b>2</b>	

GOALTENDERS	GP	MP	GA	EN	SO	SVS	GAA	SAVE %
Karri Ramo (1-0-0-0)	1	60	1	0	0	24	1.00	.960
Reto Berra (2-2-0-0)	4	242	6	2	0	97	1.49	.942
<b>TOTAL</b>	<b>5</b>	<b>302</b>	<b>7</b>	<b>2</b>	<b>0</b>	<b>121</b>	<b>1.39</b>	<b>.945</b>

GOALTENDERS	GP	MP	GA	EN	SO	SVS	GAA	SAVE %
Devan Dubnyk (2-0-1-0)	3	182	4	0	1	85	1.32	.955
Ilya Bryzgalov (0-0-1-0)	1	62	2	0	0	28	1.94	.933
Ben Scrivens (0-0-0-0)	1	33	3	0	0	12	5.45	.800
Viktor Fasth (0-1-0-0)	1	27	5	0	0	11	11.11	.688
<b>TOTAL</b>	<b>5</b>	<b>306</b>	<b>14</b>	<b>0</b>	<b>1</b>	<b>136</b>	<b>2.75</b>	<b>.907</b>

POWERPLAY	HOME	ROAD	OVERALL							
	ADV	PPG	PCT	ADV	PPG	PCT	ADV	PPG	PP %	PK %
CALGARY	5	0	0.0	8	0	0.0	13	0	0.0	87.5
Edmonton	6	1	16.7	10	1	10.0	16	2	12.5	100.0

VS



## FLAMES VS PANTHERS

**ALL-TIME:** 13-7-3-2: at Calgary 6-4-1-1; at Florida 7-3-2-1

**LAST WIN:** in CALGARY Nov. 22, 2013; in Florida Apr. 4, 2014

**SHOOTOUT:** Nov. 22, 2013 CALGARY: 3 - 6, COLBORNE, HUDLER (G), B. JONES, CAMMALLERI (G), STEMPNIAK, MONAHAN (G)

Florida: 2 - 6, Huberdeau, Barkov, Boyes (G), Fleischmann (G), Bjugstad, Hayes

DATE	TEAMS	ATTENDANCE	W GOAL	GOALTENDERS
Nov. 22, 2013	Florida 3 AT CALGARY 4 SHO	19289	Sean Monahan	Thomas - Berra
Apr. 4, 2014	CALGARY 2 AT Florida 1	12055	Michael Cammalleri	MacDonald - Luongo

HEAD TO HEAD	GP	W	L	OTL	SOL	PTS	GF	GA	PPG	SHG	PEN	PIM
CALGARY	2	2	0	0	0	4	5	4	1	0	7	17
Florida	2	0	1	0	1	1	4	5	1	0	7	17

GOALS AND SHOTS BY PERIODS	1st	2nd	3rd	OT	TOTAL	PCT
CALGARY	0 - 9	4 - 17	1 - 10	0 - 5	5 - 41	12.2
Florida	1 - 17	1 - 24	2 - 18	0 - 2	4 - 61	6.6

CALGARY	GP	G	A	PTS	PIM	+/-	PPG	SHG	ENG	FLORIDA	GP	G	A	PTS	PIM	+/-	PPG	SHG	ENG
Joe Colborne	2	1	1	2	0	1	0	0	0	Jimmy Hayes	2	1	1	2	2	1	0	0	0
Kenny Agostino	1	1	0	1	0	1	0	0	0	Tom Gilbert	1	1	0	1	0	1	0	0	0
Sven Baertschi	1	1	0	1	0	0	1	0	0	Marcel Goc	1	1	0	1	0	0	0	0	0
Blair Jones	1	1	0	1	0	1	0	0	0	Vincent Trocheck	1	1	0	1	0	0	1	0	0
Michael Cammalleri	2	1	0	1	0	-2	0	0	0	Brandon Pirri	1	0	1	1	0	0	0	0	0
Mikael Backlund	1	0	1	1	0	1	0	0	0	Sean Bergenheim	2	0	1	1	0	-1	0	0	0
Chad Billins	1	0	1	1	0	2	0	0	0	Nick Bjugstad	2	0	1	1	0	0	0	0	0
David Jones	1	0	1	1	0	1	0	0	0	Scott Gomez	2	0	1	1	0	-1	0	0	0
Lance Bouma	2	0	1	2	2	0	0	0	0	Aleksander Barkov	1	0	0	0	0	-1	0	0	0
T.J. Brodie	2	0	1	2	1	0	0	0	0	Brad Boyes	1	0	0	0	0	-1	0	0	0
Jiri Hudler	2	0	1	1	0	1	0	0	0	Bobby Butler	1	0	0	0	2	-1	0	0	0
Brian McGrattan	2	0	1	1	5	1	0	0	0	Matt Gilroy	1	0	0	0	0	1	0	0	0
Reto Berra	1	0	0	0	0	0	0	0	0	Quinton Howden	1	0	0	0	0	-1	0	0	0
Christopher Breen	1	0	0	0	0	2	0	0	0	Jonathan Huberdeau	1	0	0	0	0	1	0	0	0
T.J. Galiardi	1	0	0	0	0	1	0	0	0	Ed Jovanovski	1	0	0	0	0	0	0	0	0
Mark Giordano	1	0	0	0	0	0	0	0	0	Roberto Luongo	1	0	0	0	0	0	0	0	0
Curtis Glencross	1	0	0	0	0	0	0	0	0	Shawn Matthias	1	0	0	0	2	1	0	0	0
Ben Hanowski	1	0	0	0	0	0	0	0	0	Mike Mottau	1	0	0	0	0	-1	0	0	0
Joey MacDonald	1	0	0	0	0	0	0	0	0	Dylan Olsen	1	0	0	0	0	-1	0	0	0
Shane O'Brien	1	0	0	0	4	1	0	0	0	Colby Robak	1	0	0	0	2	-1	0	0	0
Ladislav Smid	1	0	0	0	0	1	0	0	0	Tim Thomas	1	0	0	0	0	0	0	0	0
Matt Stajan	1	0	0	0	0	-3	0	0	0	Jesse Winchester	1	0	0	0	0	-1	0	0	0
Lee Stempniak	1	0	0	0	0	-3	0	0	0	Krys Barch	2	0	0	0	5	0	0	0	0
Bryce Van Brabant	1	0	0	0	0	1	0	0	0	Brian Campbell	2	0	0	0	2	-1	0	0	0
Kevin Westgarth	1	0	0	0	0	0	0	0	0	Tomas Fleischmann	2	0	0	0	0	1	0	0	0
Dennis Wideman	1	0	0	0	0	-3	0	0	0	Erik Gudbranson	2	0	0	0	0	0	0	0	0
Chris Butler	2	0	0	0	0	-3	0	0	0	Dmitry Kulikov	2	0	0	0	0	0	0	0	0
Sean Monahan	2	0	0	0	2	0	0	0	0	Scottie Upshall	2	0	0	0	2	0	0	0	0
Kris Russell	2	0	0	0	2	1	0	0	0	<b>TOTAL</b>	<b>2</b>	<b>4</b>	<b>5</b>	<b>9</b>	<b>17</b>	<b>-5</b>	<b>1</b>	<b>0</b>	<b>0</b>
<b>TOTAL</b>	<b>2</b>	<b>5</b>	<b>8</b>	<b>13</b>	<b>17</b>	<b>5</b>	<b>1</b>	<b>0</b>	<b>0</b>										

GOALTENDERS	GP	MP	GA	EN	SO	SVS	GAA	SAVE %	GOALTENDERS	GP	MP	GA	EN	SO	SVS	GAA	SAVE %
Joey MacDonald (1-0-0-0)	1	60	1	0	0	34	1.00	.971	Roberto Luongo (0-1-0-0)	1	59	2	0	0	15	2.04	.882
Reto Berra (1-0-0-0)	1	65	3	0	0	23	2.77	.885	Tim Thomas (0-0-0-1)	1	65	3	0	0	21	2.77	.875
<b>TOTAL</b>	<b>2</b>	<b>125</b>	<b>4</b>	<b>0</b>	<b>0</b>	<b>57</b>	<b>1.92</b>	<b>.934</b>	<b>TOTAL</b>	<b>2</b>	<b>124</b>	<b>5</b>	<b>0</b>	<b>0</b>	<b>36</b>	<b>2.42</b>	<b>.878</b>

POWERPLAY	HOME	ROAD	OVERALL							
	ADV	PPG	PCT	ADV	PPG	PCT	ADV	PPG	PP %	PK %
CALGARY	2	1	50.0	4	0	0.0	6	1	16.7	83.3
Florida	4	0	0.0	2	1	50.0	6	1	16.7	83.3

VS



## FLAMES VS PENGUINS

**ALL-TIME:** 38-41-18-1; at Calgary 17-9-6-1; at Atlanta 10-5-2; at Pittsburgh 11-27-10-0  
**SINCE CALGARY:** 23-29-10-1; at Calgary 17-9-6-1; at Pittsburgh 6-20-4-0  
**LAST WIN:** in CALGARY Dec. 7, 2003; in Pittsburgh Dec. 3, 2005

DATE	TEAMS	ATTENDANCE	W GOAL	GOALTENDERS
Dec. 21, 2013	CALGARY 3 AT Pittsburgh 4	18663	Matt Niskanen	Ramo - Fleury
Jan. 11, 2014	Pittsburgh 2 AT CALGARY 1	19289	Matt Niskanen	Fleury - Berra

HEAD TO HEAD	GP	W	L	OTL	SOL	PTS	GF	GA	PPG	SHG	PEN	PIM
CALGARY	2	0	2	0	0	0	4	6	1	0	9	21
Pittsburgh	2	2	0	0	0	4	6	4	0	0	9	29

GOALS AND SHOTS BY PERIODS	1st	2nd	3rd	OT	TOTAL	PCT
CALGARY	0 - 22	2 - 18	2 - 18	0 - 0	4 - 58	6.9
Pittsburgh	3 - 18	3 - 19	0 - 12	0 - 0	6 - 49	12.2

CALGARY	GP	G	A	PTS	PIM	+/-	PPG	SHG	ENG	PITTSBURGH	GP	G	A	PTS	PIM	+/-	PPG	SHG	ENG
Jiri Hudler	2	1	1	2	2	1	0	0	0	Sidney Crosby	2	1	2	3	2	3	0	0	0
T.J. Brodie	2	0	2	0	0	0	0	0	0	Chris Kunitz	2	1	2	3	0	4	0	0	0
Mikael Backlund	2	1	0	1	0	0	1	0	0	Robert Bortuzzo	2	0	3	3	12	2	0	0	0
Paul Byron	2	1	0	1	0	1	0	0	0	Matt Niskanen	2	2	0	2	0	1	0	0	0
Michael Commalleri	2	1	0	1	2	-1	0	0	0	Pascal Dupuis	1	1	0	1	0	-1	0	0	0
Chris Butler	2	0	1	1	0	1	0	0	0	Harry Zolnierczyk	1	1	0	1	0	1	0	0	0
Joe Colborne	2	0	1	1	4	-3	0	0	0	Simon Despres	1	0	1	1	2	0	0	0	0
Mark Giordano	2	0	1	1	2	-1	0	0	0	Tanner Glass	1	0	1	1	0	1	0	0	0
Matt Stajan	2	0	1	1	2	1	0	0	0	James Neal	2	0	1	1	2	1	0	0	0
Reto Berra	1	0	0	0	0	0	0	0	0	Chris Conner	1	0	0	0	0	-3	0	0	0
T.J. Gallardi	1	0	0	0	0	0	0	0	0	Brian Dumoulin	1	0	0	0	0	2	0	0	0
Curtis Glencross	1	0	0	0	0	0	0	0	0	Deryk Engelland	1	0	0	0	5	1	0	0	0
David Jones	1	0	0	0	0	-1	0	0	0	Brian Gibbons	1	0	0	0	0	0	0	0	0
Karri Ramo	1	0	0	0	0	0	0	0	0	Chuck Kobasew	1	0	0	0	0	0	0	0	0
Kris Russell	1	0	0	0	0	-1	0	0	0	Kris Letang	1	0	0	0	0	0	0	0	0
Kevin Westgarth	1	0	0	0	0	-2	0	0	0	Evgeni Malkin	1	0	0	0	2	0	0	0	0
Dennis Wideman	1	0	0	0	0	-2	0	0	0	Brooks Orpik	1	0	0	0	0	1	0	0	0
Lance Bouma	2	0	0	0	0	-2	0	0	0	Taylor Pyatt	1	0	0	0	0	0	0	0	0
Brian McGrattan	2	0	0	0	5	-2	0	0	0	Philip Samuelsson	1	0	0	0	0	0	0	0	0
Sean Monahan	2	0	0	0	2	0	0	0	0	Rob Scuderi	1	0	0	0	0	0	0	0	0
Shane O'Brien	2	0	0	0	0	-2	0	0	0	Joe Vitale	1	0	0	0	2	0	0	0	0
Ladislav Smid	2	0	0	0	2	-1	0	0	0	Craig Adams	2	0	0	0	0	1	0	0	0
Lee Stempniak	2	0	0	0	0	0	0	0	0	Marc-Andre Fleury	2	0	0	0	0	0	0	0	0
<b>TOTAL</b>	<b>2</b>	<b>4</b>	<b>7</b>	<b>11</b>	<b>21</b>	<b>-14</b>	<b>1</b>	<b>0</b>	<b>0</b>	Jussi Jokinen	2	0	0	0	0	-1	0	0	0
										Olli Maatta	2	0	0	0	0	0	0	0	0
										Zach Sill	2	0	0	0	0	1	0	0	0
										Brandon Sutter	2	0	0	0	0	0	0	0	0
										Team									2
										<b>TOTAL</b>	<b>2</b>	<b>6</b>	<b>10</b>	<b>16</b>	<b>29</b>	<b>14</b>	<b>0</b>	<b>0</b>	<b>0</b>

GOALTENDERS	GP	MP	GA	EN	SO	SVS	GAA	SAVE %
Reto Berra (0-1-0-0)	1	59	2	0	0	24	2.05	.923
Karri Ramo (0-1-0-0)	1	58	4	0	0	19	4.14	.826
<b>TOTAL</b>	<b>2</b>	<b>117</b>	<b>6</b>	<b>0</b>	<b>0</b>	<b>43</b>	<b>3.08</b>	<b>.878</b>

GOALTENDERS	GP	MP	GA	EN	SO	SVS	GAA	SAVE %
M-A Fleury (2-0-0-0)	2	120	4	0	0	54	2.00	.931
<b>TOTAL</b>	<b>2</b>	<b>120</b>	<b>4</b>	<b>0</b>	<b>0</b>	<b>54</b>	<b>2.00</b>	<b>.931</b>

POWERPLAY	HOME			ROAD			OVERALL			
	ADV	PPG	PCT	ADV	PPG	PCT	ADV	PPG	PP %	PK %
CALGARY	6	1	16.7	3	0	0.0	9	1	11.1	100.0
Pittsburgh	3	0	0.0	3	0	0.0	6	0	0.0	88.9



## FLAMES VS PREDATORS

**ALL-TIME:** 26-27-4-2: at Calgary 15-9-3-2; at Nashville 11-18-1-0  
**LAST WIN:** in CALGARY Jan. 24, 2014; in Nashville Feb. 1, 2011  
**SHOOTOUT:** Jan. 24, 2014 CALGARY: 2 - 4, COLBORNE, HUDLER (G), STEMPNIAK, MONAHAN (G)  
 Nashville: 1 - 4, Cullen, Legwand, Josi (G), Ellis

DATE	TEAMS	ATTENDANCE	W GOAL	GOALTENDERS
Jan. 14, 2014	CALGARY 2 AT Nashville 4	15730	Craig Smith	Ramo - Hutton
Jan. 24, 2014	Nashville 4 AT CALGARY 5 SHO	19289	Sean Monahan	Dubnyk - Ramo / Berra
Mar. 21, 2014	Nashville 6 AT CALGARY 5	19289	Matt Cullen	Rinne / Hutton - Ortio / MacDonald

HEAD TO HEAD	GP	W	L	OTL	SOL	PTS	GF	GA	PPG	SHG	PEN	PIM
CALGARY	3	1	2	0	0	2	11	14	4	0	9	18
Nashville	3	2	0	0	1	5	14	11	3	0	10	20

GOALS AND SHOTS BY PERIODS	1st	2nd	3rd	OT	TOTAL	PCT
CALGARY	3 - 25	3 - 27	5 - 31	0 - 1	11 - 84	13.1
Nashville	4 - 29	4 - 29	6 - 23	0 - 0	14 - 81	17.3

CALGARY	GP	G	A	PTS	PIM	+/-	PPG	SHG	ENG	NASHVILLE	GP	G	A	PTS	PIM	+/-	PPG	SHG	ENG
Mikael Backlund	3	3	2	5	6	4	1	0	0	Matt Cullen	3	1	5	6	0	4	0	0	0
Kris Russell	2	1	4	5	0	1	1	0	0	Eric Nystrom	3	4	0	4	0	0	0	0	0
Mark Giordano	3	1	3	4	0	3	1	0	0	Shea Weber	3	3	1	4	2	3	2	0	0
Michael Cammalleri	1	2	1	3	0	2	0	0	0	Roman Josi	3	0	4	4	2	1	0	0	0
Jiri Hudler	3	1	2	3	0	0	0	0	0	Patric Hornqvist	3	1	2	3	0	0	0	0	0
David Jones	1	2	0	2	0	1	1	0	0	David Legwand	2	0	3	3	0	2	0	0	0
Lee Stempniak	2	1	1	2	0	1	0	0	0	Viktor Stalberg	3	2	0	2	0	1	0	0	0
T.J. Brodie	3	0	2	2	0	3	0	0	0	Victor Bartley	2	1	1	2	0	1	0	0	0
Curtis Glencross	1	0	1	1	2	-2	0	0	0	Ryan Ellis	3	1	1	2	0	1	0	0	0
Brian McGrattan	2	0	1	1	0	-1	0	0	0	Craig Smith	3	1	1	2	2	1	1	0	0
Lance Bouma	3	0	1	1	0	-1	0	0	0	Gabriel Bourque	3	0	2	2	0	5	0	0	0
Matt Stojan	3	0	1	1	4	-2	0	0	0	Seth Jones	3	0	2	2	2	1	0	0	0
Kenny Agostino	1	0	0	0	0	-1	0	0	0	Calle Jarnkrok	1	0	1	1	0	2	0	0	0
Reto Berra	1	0	0	0	0	0	0	0	0	Kevin Klein	1	0	1	1	0	1	0	0	0
Blair Jones	1	0	0	0	0	0	0	0	0	Michael Del Zotto	2	0	1	1	0	1	0	0	0
Joey MacDonald	1	0	0	0	0	0	0	0	0	Paul Gaustad	2	0	1	1	4	0	0	0	0
Joni Ortio	1	0	0	0	0	0	0	0	0	Nick Spaling	2	0	1	1	0	-2	0	0	0
Ben Street	1	0	0	0	0	0	0	0	0	Mike Fisher	3	0	1	1	2	-1	0	0	0
Dubnyk Wotherspoon	1	0	0	0	0	-1	0	0	0	Devan Dubnyk	1	0	0	0	0	0	0	0	0
Shane O'Brien	2	0	0	0	0	-4	0	0	0	Matt Hendricks	1	0	0	0	0	0	0	0	0
Karri Ramo	2	0	0	0	0	0	0	0	0	Pekka Rinne	1	0	0	0	0	0	0	0	0
Ladislav Smid	2	0	0	0	0	-2	0	0	0	Colton Sissons	1	0	0	0	0	0	0	0	0
Kevin Westgarth	2	0	0	0	0	-1	0	0	0	Rich Clune	2	0	0	0	2	1	0	0	0
Dennis Wideman	2	0	0	0	2	-5	0	0	0	Mattias Ekholm	2	0	0	0	2	-1	0	0	0
Chris Butler	3	0	0	0	0	-3	0	0	0	Carter Hutton	2	0	0	0	0	0	0	0	0
Paul Byron	3	0	0	0	2	3	0	0	0	Colin Wilson	3	0	0	0	2	-1	0	0	0
Joe Colborne	3	0	0	0	0	-5	0	0	0	<b>TOTAL</b>	<b>3</b>	<b>14</b>	<b>28</b>	<b>42</b>	<b>20</b>	<b>20</b>	<b>3</b>	<b>0</b>	<b>0</b>
T.J. Galiardi	3	0	0	0	0	-5	0	0	0										
Sean Monahan	3	0	0	0	0	-5	0	0	0										
Team					2														
<b>TOTAL</b>	<b>3</b>	<b>11</b>	<b>19</b>	<b>30</b>	<b>18</b>	<b>-20</b>	<b>4</b>	<b>0</b>	<b>0</b>										

GOALTENDERS	GP	MP	GA	EN	SO	SVS	GAA	SAVE %
Reto Berra (1-0-0-0)	1	39	1	0	0	12	1.54	.923
Joey MacDonald (0-1-0-0)	1	30	2	0	0	7	4.00	.778
Karri Ramo (0-1-0-0)	2	84	7	0	0	39	5.00	.848
Joni Ortio (0-0-0-0)	1	28	4	0	0	9	8.57	.692
<b>TOTAL</b>	<b>3</b>	<b>181</b>	<b>14</b>	<b>0</b>	<b>0</b>	<b>67</b>	<b>4.64</b>	<b>.827</b>

GOALTENDERS	GP	MP	GA	EN	SO	SVS	GAA	SAVE %
Carter Hutton (2-0-0-0)	2	86	3	0	0	32	2.08	.914
Devan Dubnyk (0-0-0-1)	1	65	4	0	0	27	3.69	.871
Pekka Rinne (0-0-0-0)	1	34	4	0	0	14	7.06	.778
<b>TOTAL</b>	<b>3</b>	<b>185</b>	<b>11</b>	<b>0</b>	<b>0</b>	<b>73</b>	<b>3.57</b>	<b>.869</b>

POWERPLAY	HOME			ROAD			OVERALL			
	ADV	PPG	PCT	ADV	PPG	PCT	ADV	PPG	PP %	PK %
CALGARY	7	4	57.1	2	0	0.0	9	4	44.4	62.5
Nashville	4	1	25.0	4	2	50.0	8	3	37.5	55.6



VS



## FLAMES VS RANGERS

**ALL-TIME:** 54-35-15-5: at Calgary 17-4-7-2; at Atlanta 13-7-3; at NY Rangers 24-24-5-3  
**SINCE CALGARY:** 29-20-9-5: at Calgary 17-4-7-2; at NY Rangers 12-16-2-3  
**LAST WIN:** in CALGARY Mar. 28, 2014; at NY Rangers Dec. 7, 2008  
**SHOOTOUT:** Dec. 15, 2013 CALGARY: 3 - 7, COLBORNE (G), HUDLER, MONAHAN, STEMPNIAK (G), CAMMALLERI, BYRON (G), BACKLUND  
 NY Rangers: 4 - 7, Zuccarello (G), Nash, Stepan, Richards (G), Brassard, D. Moore (G), Pouliot (G)

DATE	TEAMS	ATTENDANCE	W GOAL	GOALTENDERS
Dec. 15, 2013	CALGARY 3 AT NY Rangers 4 SHO	18006	Benoit Pouliot	Ramo - Lundqvist
Mar. 28, 2014	NY Rangers 3 AT CALGARY 4	19289	Michael Cammalleri	Lundqvist - Ramo

HEAD TO HEAD	GP	W	L	OTL	SOL	PTS	GF	GA	PPG	SHG	PEN	PIM
CALGARY	2	1	0	0	1	3	7	6	2	0	7	17
NY Rangers	2	1	1	0	0	2	6	7	0	0	8	21

GOALS AND SHOTS BY PERIODS	1st	2nd	3rd	OT	TOTAL	PCT
CALGARY	4 - 21	2 - 15	1 - 12	0 - 1	7 - 49	14.3
NY Rangers	1 - 24	4 - 24	1 - 21	0 - 4	6 - 73	8.2

CALGARY	GP	G	A	PTS	PIM	+/-	PPG	SHG	ENG	NY RANGERS	GP	G	A	PTS	PIM	+/-	PPG	SHG	ENG
Curtis Glencross	2	1	2	3	0	1	0	0	0	Brian Boyle	2	1	1	2	0	-1	0	0	0
Michael Cammalleri	2	1	1	2	2	-1	0	0	0	Carl Hagelin	2	1	1	2	2	2	0	0	0
Mark Giordano	2	1	1	2	4	1	0	0	0	Brad Richards	2	1	1	2	0	1	0	0	0
T.J. Brodie	2	0	2	2	0	-2	0	0	0	Derek Stepan	2	1	1	2	0	1	0	0	0
Jiri Hudler	2	0	2	2	0	1	0	0	0	Dominic Moore	2	0	2	2	0	2	0	0	0
Kevin Westgarth	1	1	0	1	0	1	0	0	0	Benoit Pouliot	2	0	2	2	0	3	0	0	0
Mikael Backlund	2	1	0	1	0	2	1	0	0	Raphael Diaz	1	1	0	1	0	1	0	0	0
Joe Colborne	2	1	0	1	0	-2	1	0	0	Chris Kreider	1	1	0	1	6	2	0	0	0
Sean Monahan	2	1	0	1	0	0	0	0	0	Derek Dorsett	2	0	1	1	2	0	0	0	0
Chris Butler	2	0	1	1	0	1	0	0	0	Dan Girardi	2	0	1	1	0	-1	0	0	0
Paul Byron	2	0	1	1	0	1	0	0	0	Rick Nash	2	0	1	1	0	1	0	0	0
Kris Russell	2	0	1	1	0	-2	0	0	0	Michael Del Zotto	1	0	0	0	0	2	0	0	0
Matt Stajan	2	0	1	1	0	-3	0	0	0	Justin Falk	1	0	0	0	0	-1	0	0	0
Kenny Agostino	1	0	0	0	0	-2	0	0	0	Kevin Klein	1	0	0	0	0	1	0	0	0
Blair Jones	1	0	0	0	2	0	0	0	0	Dylan McLrath	1	0	0	0	7	0	0	0	0
Shane O'Brien	1	0	0	0	0	0	0	0	0	J.T. Miller	1	0	0	0	0	-1	0	0	0
Lee Stempniak	1	0	0	0	0	-3	0	0	0	John Moore	1	0	0	0	2	1	0	0	0
Tyler Wotherspoon	1	0	0	0	0	0	0	0	0	Martin St. Louis	1	0	0	0	2	-1	0	0	0
Lance Bouma	2	0	0	0	2	1	0	0	0	Marc Staal	1	0	0	0	0	1	0	0	0
Brian McGrattan	2	0	0	0	5	1	0	0	0	Derick Brassard	2	0	0	0	0	-3	0	0	0
Karri Ramo	2	0	0	0	2	0	0	0	0	Henrik Lundqvist	2	0	0	0	0	0	0	0	0
Ladislav Smid	2	0	0	0	0	0	0	0	0	Ryan McDonagh	2	0	0	0	0	-2	0	0	0
<b>TOTAL</b>	<b>2</b>	<b>7</b>	<b>12</b>	<b>19</b>	<b>17</b>	<b>-5</b>	<b>2</b>	<b>0</b>	<b>0</b>	Anton Stralman	2	0	0	0	0	0	0	0	0
										Mats Zuccarello	2	0	0	0	0	-3	0	0	0
										<b>TOTAL</b>	<b>2</b>	<b>6</b>	<b>11</b>	<b>17</b>	<b>21</b>	<b>5</b>	<b>0</b>	<b>0</b>	<b>0</b>

GOALTENDERS	GP	MP	GA	EN	SO	SVS	GAA	SAVE %	GOALTENDERS	GP	MP	GA	EN	SO	SVS	GAA	SAVE %
Karri Ramo (1-0-0-1)	2	125	6	0	0	67	2.88	.918	Henrik Lundqvist (1-1-0-1)	2	124	7	0	0	42	3.39	.857
<b>TOTAL</b>	<b>2</b>	<b>125</b>	<b>6</b>	<b>0</b>	<b>0</b>	<b>67</b>	<b>2.88</b>	<b>.918</b>	<b>TOTAL</b>	<b>2</b>	<b>124</b>	<b>7</b>	<b>0</b>	<b>0</b>	<b>42</b>	<b>3.39</b>	<b>.857</b>

POWERPLAY	HOME			ROAD			OVERALL			
	ADV	PPG	PCT	ADV	PPG	PCT	ADV	PPG	PP %	PK %
CALGARY	2	1	50.0	5	1	20.0	7	2	28.6	100.0
NY Rangers	1	0	0.0	4	0	0.0	5	0	0.0	71.4



# FLAMES VS RED WINGS

**ALL-TIME:** 66-65-16-5; at Calgary 31-23-4-2; at Atlanta 11-4-2; at Detroit 24-38-10-3  
**SINCE CALGARY:** 50-52-11-5; at Calgary 31-23-4-2; at Detroit 19-29-7-3  
**LAST WIN:** in CALGARY Apr. 17, 2013; in Detroit Feb. 5, 2013

DATE	TEAMS	ATTENDANCE	W GOAL	GOALTENDERS
Nov. 1, 2013	Detroit 4 AT CALGARY 3	19289	Justin Abdelkader	Howard - MacDonald
Dec. 19, 2013	CALGARY 2 AT Detroit 3 OT	20066	Daniel Alfredsson at 1:03	Ramo - Gustavsson

HEAD TO HEAD	GP	W	L	OTL	SOL	PTS	GF	GA	PPG	SHG	PEN	PIM
CALGARY	2	0	1	1	0	1	5	7	1	0	7	14
Detroit	2	2	0	0	0	4	7	5	1	0	10	20

GOALS AND SHOTS BY PERIODS	1st	2nd	3rd	OT	TOTAL	PCT
CALGARY	1-18	3-15	1-14	0-0	5-47	10.6
Detroit	3-20	1-18	2-20	1-2	7-60	11.7

CALGARY	GP	G	A	PTS	PIM	+	-	PPG	SHG	ENG	DETROIT	GP	G	A	PTS	PIM	+	-	PPG	SHG	ENG	
Michael Cammalleri	2	0	3	3	2	2	0	0	0	0	Pavel Datsyuk	2	1	4	5	0	2	0	0	0	0	
Curtis Glencross	2	1	2	0	-2	0	0	0	0	0	Daniel Alfredsson	2	2	1	3	0	1	1	0	0	0	
Jiri Hudler	2	0	2	2	1	0	0	0	0	0	Niklas Kronwall	2	0	3	3	2	2	0	0	0	0	
Mark Giordano	1	1	0	1	0	0	1	0	0	0	Joakim Andersson	2	2	0	2	6	2	0	0	0	0	
Mikael Backlund	2	1	0	1	2	2	0	0	0	0	Justin Abdelkader	1	1	1	2	0	1	0	0	0	0	
Chris Butler	2	1	0	1	0	-1	0	0	0	0	Todd Bertuzzi	2	0	2	2	0	2	0	0	0	0	
Sean Monahan	2	1	0	1	0	0	0	0	0	0	Henrik Zetterberg	1	1	0	1	0	1	0	0	0	0	
Derek Smith	1	0	1	1	0	-1	0	0	0	0	Danny DeKeyser	1	0	1	1	0	0	0	0	0	0	
T.J. Brodie	2	0	1	1	2	-2	0	0	0	0	Jakub Kindl	2	0	1	1	2	1	0	0	0	0	
Kris Russell	2	0	1	1	0	-1	0	0	0	0	Tomas Tatar	2	0	1	1	0	2	0	0	0	0	
Matt Stajan	2	0	1	1	0	-2	0	0	0	0	Jonathan Ericsson	1	0	0	0	2	1	0	0	0	0	
Sven Baertschi	1	0	0	0	-1	0	0	0	0	0	Johan Franzen	1	0	0	0	2	-1	0	0	0	0	
Paul Byron	1	0	0	0	-2	0	0	0	0	0	Luke Glendening	1	0	0	0	0	0	0	0	0	0	
T.J. Galiardi	1	0	0	0	-1	0	0	0	0	0	Jonas Gustavsson	1	0	0	0	0	0	0	0	0	0	
Joey MacDonald	1	0	0	0	0	0	0	0	0	0	Jimmy Howard	1	0	0	0	0	0	0	0	0	0	
Karri Ramo	1	0	0	0	0	0	0	0	0	0	Tomas Jurco	1	0	0	0	2	0	0	0	0	0	
Ladislav Smid	1	0	0	0	2	0	0	0	0	0	Riley Sheahan	1	0	0	0	0	0	0	0	0	0	
Lee Stempniak	1	0	0	0	2	0	0	0	0	0	Jordin Tootoo	1	0	0	0	0	0	0	0	0	0	
Dennis Wideman	1	0	0	0	0	1	0	0	0	0	Stephen Weiss	1	0	0	0	0	0	0	0	0	0	
Lance Bouma	2	0	0	0	0	1	0	0	0	0	Daniel Cleary	2	0	0	0	0	-1	0	0	0	0	
Joe Colborne	2	0	0	0	0	-1	0	0	0	0	Patrick Eaves	2	0	0	0	0	-1	0	0	0	0	
David Jones	2	0	0	0	2	-1	0	0	0	0	Brian Lashoff	2	0	0	0	0	1	0	0	0	0	
Brian McGrattan	2	0	0	0	0	0	0	0	0	0	Drew Miller	2	0	0	0	0	-2	0	0	0	0	
Shane O'Brien	2	0	0	0	0	-1	0	0	0	0	Kyle Quincey	2	0	0	0	0	0	0	0	0	0	
<b>TOTAL</b>	<b>2</b>	<b>5</b>	<b>10</b>	<b>15</b>	<b>14</b>	<b>-9</b>	<b>1</b>	<b>0</b>	<b>0</b>	<b>0</b>	Brendan Smith	2	0	0	0	2	-1	0	0	0	0	
											Team											
											<b>TOTAL</b>	<b>2</b>	<b>7</b>	<b>14</b>	<b>21</b>	<b>20</b>	<b>10</b>	<b>1</b>	<b>0</b>	<b>0</b>	<b>0</b>	

GOALTENDERS	GP	MP	GA	EN	SO	SVS	GAA	SAVE %	GOALTENDERS	GP	MP	GA	EN	SO	SVS	GAA	SAVE %
Karri Ramo (0-0+0)	1	61	3	0	0	35	2.96	.921	J. Gustavsson (1-0-0-0)	1	61	2	0	0	20	1.97	.909
Joey MacDonald (0-1+0-0)	1	58	4	0	0	18	4.14	.818	Jimmy Howard (1-0-0-0)	1	60	3	0	0	22	3.00	.880
<b>TOTAL</b>	<b>2</b>	<b>121</b>	<b>7</b>	<b>0</b>	<b>0</b>	<b>53</b>	<b>3.47</b>	<b>.883</b>	<b>TOTAL</b>	<b>2</b>	<b>121</b>	<b>5</b>	<b>0</b>	<b>0</b>	<b>42</b>	<b>2.48</b>	<b>.894</b>

POWERPLAY	HOME			ROAD			OVERALL			
	ADV	PPG	PCT	ADV	PPG	PCT	ADV	PPG	PP %	PK %
CALGARY	5	0	0.0	5	1	20.0	10	1	10.0	85.7
Detroit	3	0	0.0	4	1	25.0	7	1	14.3	90.0

VS



## FLAMES VS SABRES

**ALL-TIME:** 35-45-16-3: at Calgary 17-11-5-0; at Atlanta 4-7-6; at Buffalo 14-27-5-3  
**SINCE CALGARY:** 24-30-7-3: at Calgary 17-11-5-0; at Buffalo 7-19-2-3  
**LAST WIN:** in CALGARY Mar. 18, 2014; in Buffalo Dec. 14, 2013

DATE	TEAMS	ATTENDANCE	W GOAL	GOALTENDERS
Dec. 14, 2013	CALGARY 2 AT Buffalo 1 OT	18368	Matt Stajan at 0:42	Ramo - Enroth
Mar. 18, 2014	Buffalo 1 AT CALGARY 3	19289	Michael Cammalleri	Lieuwen - Ortio

HEAD TO HEAD	GP	W	L	OTL	SOL	PTS	GF	GA	PPG	SHG	PEN	PIM
CALGARY	2	2	0	0	0	4	5	2	0	1	8	16
Buffalo	2	0	1	1	0	1	2	5	0	0	6	12

GOALS AND SHOTS BY PERIODS	1st	2nd	3rd	OT	TOTAL	PCT
CALGARY	0 - 11	1 - 24	3 - 16	1 - 1	5 - 52	9.6
Buffalo	1 - 15	0 - 13	1 - 13	0 - 0	2 - 41	4.9

CALGARY	GP	G	A	PTS	PIM	+	-	PPG	SHG	ENG	BUFFALO	GP	G	A	PTS	PIM	+	-	PPG	SHG	ENG
Paul Byron	2	2	1	3	0	4	0	1	0		Matt Moulson	1	1	0	1	0	1	0	0	0	0
Chris Butler	2	0	3	3	0	3	0	0	0		Drew Stafford	2	1	0	1	2	0	0	0	0	0
Michael Cammalleri	2	1	0	1	0	0	0	0	0		Zemgus Girgensons	1	0	1	1	0	1	0	0	0	0
Joe Colborne	2	1	0	1	0	0	0	0	0		Christian Ehrhoff	2	0	1	1	0	-2	0	0	0	0
Matt Stajan	2	1	0	1	4	0	0	0	0		Cory Conacher	1	0	0	0	0	0	0	0	0	0
David Jones	1	0	1	1	0	1	0	0	0		Nicolas Deslauriers	1	0	0	0	0	-1	0	0	0	0
Mikael Backlund	2	0	1	1	0	2	0	0	0		Jhonas Enroth	1	0	0	0	0	0	0	0	0	0
T.J. Brodie	2	0	1	1	4	-1	0	0	0		Cody Hodgson	1	0	0	0	0	-1	0	0	0	0
Sean Monahan	2	0	1	1	0	0	0	0	0		Nathan Lieuwen	1	0	0	0	0	0	0	0	0	0
T.J. Galiardi	1	0	0	0	2	0	0	0	0		Cody McCormick	1	0	0	0	0	0	0	0	0	0
Ben Hanowski	1	0	0	0	0	-1	0	0	0		Brayden McNabb	1	0	0	0	2	0	0	0	0	0
Jiri Hudler	1	0	0	0	2	0	0	0	0		Torrey Mitchell	1	0	0	0	0	-1	0	0	0	0
Shane O'Brien	1	0	0	0	0	1	0	0	0		Tyler Myers	1	0	0	0	0	0	0	0	0	0
Joni Ortio	1	0	0	0	0	0	0	0	0		Steve Ott	1	0	0	0	0	-1	0	0	0	0
Karri Ramo	1	0	0	0	0	0	0	0	0		Rasmus Ristolainen	1	0	0	0	0	-2	0	0	0	0
Lee Stempniak	1	0	0	0	0	-1	0	0	0		Chad Ruhwedel	1	0	0	0	0	0	0	0	0	0
Kevin Westgarth	1	0	0	0	0	0	0	0	0		Matt D'Agostini	2	0	0	0	0	-3	0	0	0	0
Tyler Wotherspoon	1	0	0	0	0	0	0	0	0		Matt Ellis	2	0	0	0	0	-1	0	0	0	0
Lance Bouma	2	0	0	0	1	0	0	0	0		Tyler Ennis	2	0	0	0	2	0	0	0	0	0
Mark Giordano	2	0	0	0	2	0	0	0	0		Brian Flynn	2	0	0	0	0	0	0	0	0	0
Curtis Glencross	2	0	0	0	0	1	0	0	0		Marcus Foligno	2	0	0	0	6	-2	0	0	0	0
Brian McGrattan	2	0	0	0	0	0	0	0	0		Ville Leino	2	0	0	0	-2	0	0	0	0	0
Kris Russell	2	0	0	0	0	0	0	0	0		Jamie McBain	2	0	0	0	0	-1	0	0	0	0
Ladislav Smid	2	0	0	0	2	1	0	0	0		John Scott	2	0	0	0	2	-1	0	0	0	0
Team					2						Henrik Tallinder	2	0	0	0	0	0	0	0	0	0
TOTAL	2	5	8	13	16	13	0	1	0		Mike Weber	2	0	0	0	0	0	0	0	0	0
TOTAL	2	2	2	4	12	-14	0	0	0		TOTAL	2	2	2	4	12	-14	0	0	0	0

GOALTENDERS	GP	MP	GA	EN	SO	SVS	GAA	SAVE %	GOALTENDERS	GP	MP	GA	EN	SO	SVS	GAA	SAVE %
Karri Ramo (1-0-0-0)	1	60	1	0	0	26	1.00	.963	Jhonas Enroth (0-0-1-0)	1	61	2	0	0	24	1.98	.923
Joni Ortio (1-0-0-0)	1	60	1	0	0	13	1.00	.929	Nathan Lieuwen (1-0-0-0)	1	60	3	0	0	23	3.00	.885
TOTAL	2	120	2	0	0	39	1.00	.951	TOTAL	2	121	5	0	0	47	2.48	.904

POWERPLAY	HOME			ROAD			OVERALL			
	ADV	PPG	PCT	ADV	PPG	PCT	ADV	PPG	PP %	PK %
CALGARY	1	0	0.0	4	0	0.0	5	0	0.0	100.0
Buffalo	2	0	0.0	5	0	0.0	7	0	0.0	100.0

VS



## FLAMES VS SENATORS

**ALL-TIME:** 16-12-4-1; at Calgary 11-5-1-0; at Ottawa 5-7-3-1

**LAST WIN:** in CALGARY Mar. 5, 2014; in Ottawa Jan. 14, 2011

DATE	TEAMS	ATTENDANCE	W GOAL	GOALTENDERS
Mar. 5, 2014	Ottawa 1 AT CALGARY 4	19289	Paul Byron	Anderson - Ortio
Mar. 30, 2014	CALGARY 3 AT Ottawa 6	18505	Jared Cowen	Ramo - Lehner

HEAD TO HEAD	GP	W	L	OTL	SOL	PTS	GF	GA	PPG	SHG	PEN	PIM
CALGARY	2	1	1	0	0	2	7	7	2	0	11	28
Ottawa	2	1	1	0	0	2	7	7	0	0	15	44

GOALS AND SHOTS BY PERIODS	1st	2nd	3rd	OT	TOTAL	PCT
CALGARY	2 - 21	4 - 31	1 - 16	0 - 0	7 - 68	10.3
Ottawa	2 - 22	1 - 17	4 - 29	0 - 0	7 - 68	10.3

CALGARY	GP	G	A	PTS	PIM	+/-	PPG	SHG	ENG	OTTAWA	GP	G	A	PTS	PIM	+/-	PPG	SHG	ENG
Sean Monahan	2	1	2	3	2	0	0	0	0	Kyle Turris	2	3	1	4	2	4	0	0	1
Jiri Hudler	2	0	3	3	0	0	0	0	0	Milan Michalek	2	2	0	2	0	0	0	0	0
Paul Byron	2	2	0	2	2	-1	1	0	0	Clarke MacArthur	2	1	1	2	2	3	0	0	0
Michael Cammalleri	2	1	1	2	0	-2	1	0	0	Ales Hensky	2	0	2	2	0	0	0	0	0
Joe Colborne	2	1	1	2	2	1	0	0	0	Jared Cowen	1	1	0	1	0	2	0	0	0
Mark Giordano	2	0	2	2	2	0	0	0	0	Colin Greening	1	0	1	1	2	-1	0	0	0
Markus Granlund	1	1	0	1	0	1	0	0	0	Erik Karlsson	2	0	1	1	0	-1	0	0	0
Matt Stajan	1	1	0	1	0	-2	0	0	0	Jason Spezza	2	0	1	1	2	-1	0	0	0
Curtis Glencross	1	0	1	1	0	-2	0	0	0	Patrick Wierciach	2	0	1	1	2	0	0	0	0
Max Reinhart	1	0	1	1	0	1	0	0	0	Mika Zibanejad	2	0	1	1	0	1	0	0	0
Mikael Backlund	2	0	1	1	0	-1	0	0	0	Craig Anderson	1	0	0	0	0	0	0	0	0
Kris Russell	2	0	1	1	5	0	0	0	0	Cody Ceci	1	0	0	0	0	-1	0	0	0
Chad Billins	1	0	0	0	0	-2	0	0	0	Matt Kassian	1	0	0	0	17	0	0	0	0
T.J. Galiardi	1	0	0	0	0	0	0	0	0	Robin Lehner	1	0	0	0	0	0	0	0	0
Ben Hanowski	1	0	0	0	2	0	0	0	0	Bobby Ryan	1	0	0	0	5	0	0	0	0
Carban Knight	1	0	0	0	0	0	0	0	0	Mark Stone	1	0	0	0	0	3	0	0	0
Joni Ortio	1	0	0	0	0	0	0	0	0	Erik Condra	2	0	0	0	2	0	0	0	0
Karri Ramo	1	0	0	0	0	0	0	0	0	Eric Gryba	2	0	0	0	0	4	0	0	0
Ladislav Smid	1	0	0	0	2	-1	0	0	0	Mike Hoffman	2	0	0	0	0	1	0	0	0
Kevin Westgarth	1	0	0	0	7	0	0	0	0	Marc Methot	2	0	0	0	0	1	0	0	0
Dennis Wideman	1	0	0	0	0	0	0	0	0	Chris Neil	2	0	0	0	4	-1	0	0	0
Tyler Wotherspoon	1	0	0	0	0	-2	0	0	0	Chris Phillips	2	0	0	0	4	-2	0	0	0
Lance Bouma	2	0	0	0	0	-2	0	0	0	Zack Smith	2	0	0	0	0	-2	0	0	0
T.J. Brodie	2	0	0	0	0	0	0	0	0	Team					2				
Chris Butler	2	0	0	0	4	-1	0	0	0	<b>TOTAL</b>	<b>2</b>	<b>7</b>	<b>9</b>	<b>16</b>	<b>44</b>	<b>10</b>	<b>0</b>	<b>0</b>	<b>1</b>
Brian McGrattan	2	0	0	0	0	1	0	0	0										
<b>TOTAL</b>	<b>2</b>	<b>7</b>	<b>13</b>	<b>20</b>	<b>28</b>	<b>-10</b>	<b>2</b>	<b>0</b>	<b>0</b>										

GOALTENDERS	GP	MP	GA	EN	SO	SVS	GAA	SAVE %
Joni Ortio (1-0-0-0)	1	60	1	0	0	30	1.00	.968
Karri Ramo (0-1-0-0)	1	60	5	1	0	31	5.00	.861
<b>TOTAL</b>	<b>2</b>	<b>120</b>	<b>6</b>	<b>1</b>	<b>0</b>	<b>61</b>	<b>3.00</b>	<b>.910</b>

GOALTENDERS	GP	MP	GA	EN	SO	SVS	GAA	SAVE %
Robin Lehner (1-0-0-0)	1	60	3	0	0	37	3.00	.925
Craig Anderson (0-1-0-0)	1	60	4	0	0	24	4.00	.857
<b>TOTAL</b>	<b>2</b>	<b>120</b>	<b>7</b>	<b>0</b>	<b>0</b>	<b>61</b>	<b>3.50</b>	<b>.897</b>

POWERPLAY	HOME			ROAD			OVERALL			
	ADV	PPG	PCT	ADV	PPG	PCT	ADV	PPG	PP %	PK %
CALGARY	7	2	28.6	3	0	0.0	10	2	20.0	100.0
Ottawa	5	0	0.0	2	0	0.0	7	0	0.0	80.0



## FLAMES VS SHARKS

**ALL-TIME:** 52-38-8-4; at Calgary 29-16-4-2; at San Jose 23-22-4-2

**LAST WIN:** in CALGARY Mar. 24, 2014; in San Jose Feb. 8, 2012

**PENALTY SHOT:** San Jose: Brent Burns, unsuccessful vs. Karri Ramo, Oct. 19, 2013 at 4:21 of the 1st period

**SHOOTOUT:** Mar. 24, 2014 CALGARY: 1-3, COLBORNE, HUDLER, CAMMALLERI (G)

San Jose: 0-3, Marleau, Pavelski, Sheppard

DATE	TEAMS	ATTENDANCE	W GOAL	GOALTENDERS
Oct. 19, 2013	CALGARY 3 AT San Jose 6	17562	Patrick Marleau	Ramo - Niemi
Nov. 12, 2013	San Jose 3 AT CALGARY 2 OT	19289	Brad Stuart at 1:13	Stalock - Berra
Jan. 20, 2014	CALGARY 2 AT San Jose 3	17562	Joe Pavelski	Ramo - Niemi
Jan. 30, 2014	San Jose 1 AT CALGARY 4	19289	Mark Giordano	Stalock - Ramo
Mar. 24, 2014	San Jose 1 AT CALGARY 2 SHO	19289	Michael Cammalleri	Stalock - Ramo

HEAD TO HEAD	GP	W	L	OTL	SOL	PTS	GF	GA	PPG	SHG	PEN	PIM
CALGARY	5	2	2	1	0	5	12	14	2	1	16	32
San Jose	5	3	1	0	1	7	14	12	5	0	14	28

GOALS AND SHOTS BY PERIODS	1st	2nd	3rd	OT	TOTAL	PCT
CALGARY	3-39	3-32	6-38	0-3	12-112	10.7
San Jose	7-66	3-56	3-35	1-3	14-160	8.8

CALGARY	GP	G	A	PTS	PIM	+	-	PPG	SHG	ENG	SAN JOSE	GP	G	A	PTS	PIM	+	-	PPG	SHG	ENG
Jiri Hudler	5	3	1	4	0	1	0	0	0	1	Joe Pavelski	5	4	3	7	4	-1	3	0	0	0
Sean Monahan	5	2	2	4	0	0	1	0	0	0	Patrick Marleau	5	2	4	6	0	-2	2	0	0	0
Mark Giordano	4	1	2	3	4	1	0	0	0	0	Joe Thornton	5	0	5	5	4	0	0	0	0	0
Mikael Backlund	5	1	2	3	2	-1	0	1	0	1	Logan Couture	3	2	1	3	0	1	0	0	1	
Kris Russell	5	1	2	3	0	-3	1	0	0	0	Brad Stuart	5	1	2	3	0	2	0	0	0	
Dennis Wideman	4	0	3	3	0	0	0	0	0	0	Tommy Wings	5	1	2	3	6	-2	0	0	0	
Lee Stempniak	4	1	1	2	4	2	0	0	0	0	Brent Burns	4	1	1	2	0	3	0	0	0	
Joe Colborne	5	1	1	2	2	0	0	0	0	0	Dan Boyle	4	0	2	2	2	-5	0	0	0	
Michael Cammalleri	2	1	0	1	0	-1	0	0	0	0	Jason Demers	5	0	2	2	0	1	0	0	0	
Kevin Westgarth	3	1	0	1	0	1	0	0	0	0	Scott Hannan	2	1	0	1	2	1	0	0	0	
Tyler Wotherspoon	1	0	1	1	0	1	0	0	0	0	Eriah Hayes	2	1	0	1	0	-2	0	0	0	
Sven Baertschi	2	0	1	1	0	0	0	0	0	0	James Sheppard	5	1	0	1	2	-1	0	0	0	
Curtis Glencross	2	0	1	1	2	1	0	0	0	0	Tomas Hertl	2	0	1	1	0	1	0	0	0	
Ladislav Smid	4	0	1	1	4	2	0	0	0	0	Matt Irwin	4	0	1	1	2	-2	0	0	0	
T.J. Brodie	5	0	1	1	2	1	0	0	0	0	Tyler Kennedy	4	0	1	1	2	0	0	0	0	
Chris Butler	5	0	1	1	0	-1	0	0	0	0	Justin Braun	5	0	1	1	2	4	0	0	0	
Brian McGrattan	5	0	1	1	0	1	0	0	0	0	Matt Nieto	5	0	1	1	0	1	0	0	0	
Kenny Agostino	1	0	0	0	0	0	0	0	0	0	Marc-Edouard Vlasic	5	0	1	1	2	-1	0	0	0	
Reto Berra	1	0	0	0	0	0	0	0	0	0	Adam Burish	1	0	0	0	0	0	0	0	0	
Tim Jackman	1	0	0	0	2	0	0	0	0	0	Matt Pelech	1	0	0	0	0	0	0	0	0	
Blair Jones	1	0	0	0	0	1	0	0	0	0	Bracken Kearns	2	0	0	0	0	-1	0	0	0	
Shane O'Brien	1	0	0	0	2	1	0	0	0	0	Antti Niemi	2	0	0	0	0	0	0	0	0	
Derek Smith	1	0	0	0	0	0	0	0	0	0	Marty Havlat	3	0	0	0	0	-1	0	0	0	
Paul Byron	2	0	0	0	0	-2	0	0	0	0	John McCarthy	3	0	0	0	0	-1	0	0	0	
Ben Street	2	0	0	0	0	-1	0	0	0	0	Alex Stalock	3	0	0	0	0	0	0	0	0	
T.J. Galiardi	3	0	0	0	2	-2	0	0	0	0	Andrew Desjardins	5	0	0	0	0	-2	0	0	0	
David Jones	3	0	0	0	0	2	0	0	0	0	<b>TOTAL</b>	<b>5</b>	<b>14</b>	<b>28</b>	<b>42</b>	<b>28</b>	<b>-7</b>	<b>5</b>	<b>0</b>	<b>1</b>	
Karri Ramo	4	0	0	0	0	0	0	0	0	0											
Matt Stajan	4	0	0	0	4	3	0	0	0	0											
Lance Bouma	5	0	0	0	2	-3	0	0	0	0											
<b>TOTAL</b>	<b>5</b>	<b>12</b>	<b>21</b>	<b>33</b>	<b>32</b>	<b>4</b>	<b>2</b>	<b>1</b>	<b>1</b>	<b>1</b>											

GOALTENDERS	GP	MP	GA	EN	SO	SVS	GAA	SAVE %	GOALTENDERS	GP	MP	GA	EN	SO	SVS	GAA	SAVE %
Karri Ramo (2-2-0-0)	4	242	10	1	0	114	2.48	.919	Alex Stalock (1+1-0-1)	3	185	6	1	0	63	1.94	.913
Reto Berra (0-0-1-0)	1	61	3	0	0	32	2.94	.914	Antti Niemi (2-0-0-0)	2	120	5	0	0	37	2.50	.881
<b>TOTAL</b>	<b>5</b>	<b>304</b>	<b>13</b>	<b>1</b>	<b>0</b>	<b>146</b>	<b>2.57</b>	<b>.918</b>	<b>TOTAL</b>	<b>5</b>	<b>305</b>	<b>11</b>	<b>1</b>	<b>0</b>	<b>100</b>	<b>2.16</b>	<b>.901</b>

POWERPLAY	HOME			ROAD			OVERALL			
	ADV	PPG	PCT	ADV	PPG	PCT	ADV	PPG	PP %	PK %
CALGARY	7	1	14.3	6	1	16.7	13	2	15.4	66.7
San Jose	5	1	20.0	10	4	40.0	15	5	33.3	84.6

VS



# FLAMES VS STARS

**ALL-TIME:** 70-57-25-6: at Calgary 29-17-10-3; at Atlanta 12-3-4; at Dallas 13-18-6-3; at Minnesota 16-19-5  
**SINCE CALGARY:** 49-45-19-6: at Calgary 29-17-10-3; at Dallas 13-18-6-3; at Minnesota 7-10-3  
**LAST WIN:** in CALGARY Feb. 13, 2013, in Dallas Mar. 14, 2014  
**SHOOTOUT:** Mar. 14, 2014 CALGARY: 2 - 4, COLBORNE, CAMMALLERI, MONAHAN (G), KNIGHT (G)  
 Dallas: 1 - 4, Jamie Benn, Sceviour, Jordie Benn (G), Seguin

DATE	TEAMS	ATTENDANCE	W GOAL	GOALTENDERS
Oct. 24, 2013	CALGARY 1 AT Dallas 5	13122	Alex Chiasson	Ramo - Lehtonen
Nov. 14, 2013	Dallas 7 AT CALGARY 3	19289	Tyler Seguin	Lehtonen - Berra / Ramo
Mar. 14, 2014	CALGARY 4 AT Dallas 3 SHO	18532	Corban Knight	MacDonald - Thomas

HEAD TO HEAD	GP	W	L	OTL	SOL	PTS	GF	GA	PPG	SHG	PEN	PIM
CALGARY	3	1	2	0	0	2	7	15	2	1	11	33
Dallas	3	2	0	0	1	5	15	7	1	0	10	29

GOALS AND SHOTS BY PERIODS	1st	2nd	3rd	OT	TOTAL	PCT
CALGARY	0 - 26	3 - 25	4 - 35	0 - 1	7 - 87	8.0
Dallas	2 - 28	10 - 35	3 - 27	0 - 1	15 - 91	16.5

CALGARY	GP	G	A	PTS	PIM	+/-	PPG	SHG	ENG	DALLAS	GP	G	A	PTS	PIM	+/-	PPG	SHG	ENG
Matt Stajan	2	2	1	3	0	-2	0	1	0	Jamie Benn	3	4	5	9	0	5	0	0	0
Michael Cammalleri	3	2	0	2	2	-1	0	0	0	Tyler Seguin	3	4	2	6	0	4	1	0	0
David Jones	2	1	1	2	0	-3	1	0	0	Alex Chiasson	3	2	1	3	4	1	0	0	0
Dennis Wideman	2	0	2	2	2	-2	0	0	0	Brenden Dillon	3	1	2	3	5	6	0	0	0
Joe Colborne	3	0	2	2	0	0	0	0	0	Alex Goligoski	2	0	3	3	0	3	0	0	0
Kris Russell	3	0	2	2	0	-3	0	0	0	Ryan Garbutt	2	1	1	2	2	0	0	0	0
Paul Byron	1	1	0	1	0	-1	1	0	0	Antoine Roussel	3	1	1	2	7	1	0	0	0
Lee Stempniak	2	1	0	1	5	-3	0	0	0	Ray Whitney	2	0	2	2	0	1	0	0	0
Sven Baertschi	1	0	1	1	4	-1	0	0	0	Valeri Nichushkin	3	0	2	2	0	6	0	0	0
Mark Giordano	1	0	1	1	2	1	0	0	0	Stephane Robidas	2	1	0	1	0	4	0	0	0
Curtis Glencross	2	0	1	1	0	-3	0	0	0	Erik Cole	3	1	0	1	0	2	0	0	0
T.J. Brodie	3	0	1	1	0	-3	0	0	0	Cody Eakin	2	0	1	1	0	2	0	0	0
T.J. Galiardi	3	0	1	1	0	-5	0	0	0	Shawn Horcoff	2	0	1	1	0	1	0	0	0
Reto Berra	1	0	0	0	0	0	0	0	0	Kari Lehtonen	2	0	1	1	0	0	0	0	0
Christopher Breen	1	0	0	0	5	-1	0	0	0	Travis Marin	2	0	1	1	0	1	0	0	0
Ben Hanowski	1	0	0	0	0	0	0	0	0	Rich Peverley	2	0	1	1	0	0	0	0	0
Corban Knight	1	0	0	0	0	0	0	0	0	Trevor Daley	3	0	1	1	2	1	0	0	0
Joey MacDonald	1	0	0	0	0	0	0	0	0	Vernon Fiddler	3	0	1	1	0	1	0	0	0
Kevin Westgarth	1	0	0	0	0	0	0	0	0	Sergei Gonchar	3	0	1	1	0	3	0	0	0
Tyler Wotherspoon	1	0	0	0	0	0	0	0	0	Lane MacDermid	1	0	0	0	5	0	0	0	0
Lance Bauma	2	0	0	0	0	-1	0	0	0	Chris Mueller	1	0	0	0	0	0	0	0	0
Jiri Hudler	2	0	0	0	0	-3	0	0	0	Colton Sceviour	1	0	0	0	0	1	0	0	0
Tim Jackman	2	0	0	0	2	0	0	0	0	Tim Thomas	1	0	0	0	0	0	0	0	0
Brian McGrattan	2	0	0	0	0	-2	0	0	0	Kevin Connauton	2	0	0	0	4	2	0	0	0
Shane O'Brien	2	0	0	0	7	-1	0	0	0	Jordie Benn	3	0	0	0	0	0	0	0	0
Karri Ramo	2	0	0	0	2	0	0	0	0	<b>TOTAL</b>	<b>3</b>	<b>15</b>	<b>27</b>	<b>42</b>	<b>29</b>	<b>45</b>	<b>1</b>	<b>0</b>	<b>0</b>
Ladislav Smid	2	0	0	0	0	-1	0	0	0										
Mikael Backlund	3	0	0	0	0	-2	0	0	0										
Chris Butler	3	0	0	0	0	-8	0	0	0										
Sean Monahan	3	0	0	0	0	-1	0	0	0										
Team						2													
<b>TOTAL</b>	<b>3</b>	<b>7</b>	<b>13</b>	<b>20</b>	<b>33</b>	<b>-46</b>	<b>2</b>	<b>1</b>	<b>0</b>										

GOALTENDERS	GP	MP	GA	EN	SO	SVS	GAA	SAVE %	GOALTENDERS	GP	MP	GA	EN	SO	SVS	GAA	SAVE %
Joey MacDonald (1-0-0-0)	1	65	3	0	0	22	2.77	.880	Kari Lehtonen (2-0-0-0)	2	120	4	0	0	53	2.00	.930
Karri Ramo (0-1-0-0)	2	91	8	0	0	41	5.27	.837	Tim Thomas (0-0-0-1)	1	65	3	0	0	27	2.77	.900
Reto Berra (0-1-0-0)	1	29	4	0	0	13	8.28	.765	<b>TOTAL</b>	<b>3</b>	<b>185</b>	<b>7</b>	<b>0</b>	<b>0</b>	<b>80</b>	<b>2.27</b>	<b>.920</b>
<b>TOTAL</b>	<b>3</b>	<b>185</b>	<b>15</b>	<b>0</b>	<b>0</b>	<b>76</b>	<b>4.86</b>	<b>.835</b>									

POWERPLAY	HOME			ROAD			OVERALL			
	ADV	PPG	PCT	ADV	PPG	PCT	ADV	PPG	PP %	PK %
CALGARY	2	1	50.0	3	1	33.3	5	2	40.0	85.7
Dallas	3	1	33.3	4	0	0.0	7	1	14.3	60.0

VS



## FLAMES vs WILD

**ALL-TIME:** 42-22-4-9; at Calgary 24-7-3-4; at Minnesota 18-15-1-5  
**LAST WIN:** in CALGARY Feb. 1, 2014; in Minnesota Apr. 21, 2013

DATE	TEAMS	ATTENDANCE	W GOAL	GOALTENDERS
Nov. 5, 2013	CALGARY 1 AT Minnesota 5	17708	Zach Parise	Berra - Harding
Feb. 1, 2014	Minnesota 3 AT CALGARY 4 OT	19289	Mikael Backlund at 2:25	Kuemper - Ramo / Berra
Mar. 3, 2014	CALGARY 2 AT Minnesota 3	18543	Zach Parise	Berra - Kuemper

HEAD TO HEAD	GP	W	L	OTL	SOL	PTS	GF	GA	PPG	SHG	PEN	PIM
CALGARY	3	1	2	0	0	2	7	11	0	1	13	37
Minnesota	3	2	0	1	0	5	11	7	3	1	12	27

GOALS AND SHOTS BY PERIODS	1st	2nd	3rd	OT	TOTAL	PCT
CALGARY	2-22	2-34	2-21	1-3	7-80	8.8
Minnesota	1-22	3-24	7-27	0-1	11-74	14.9

CALGARY	GP	G	A	PTS	PIM	+/-	PPG	SHG	ENG	MINNESOTA	GP	G	A	PTS	PIM	+/-	PPG	SHG	ENG
Mark Giordano	2	1	2	3	2	2	0	0	0	Zach Parise	3	3	2	5	2	1	1	0	0
T.J. Galiardi	3	1	2	3	2	-1	0	0	0	Mikko Koivu	2	1	2	3	2	1	0	0	0
Mikael Backlund	3	2	0	2	2	-1	0	1	0	Kyle Brodziak	3	1	2	3	0	2	0	0	0
Dennis Wideman	3	1	1	2	0	-1	0	0	0	Matt Cooke	3	1	2	3	4	3	0	1	0
Chris Butler	3	0	2	2	2	-2	0	0	0	Mikael Granlund	3	0	3	3	0	-2	0	0	0
Michael Cammalleri	3	1	0	1	0	-3	0	0	0	Ryan Suter	3	0	3	3	0	-1	0	0	0
Jiri Hudler	3	1	0	1	0	-1	0	0	0	Dany Heatley	3	1	1	2	0	-2	1	0	0
Chad Billins	1	0	1	1	0	-1	0	0	0	Zenon Konopka	1	1	0	1	0	0	0	0	0
Markus Granlund	1	0	1	1	0	1	0	0	0	Jared Spurgeon	2	1	0	1	0	1	1	0	0
Kevin Westgarth	1	0	1	1	0	1	0	0	0	Keith Ballard	3	1	0	1	2	0	0	0	0
Lee Stempniak	2	0	1	2	1	0	0	0	0	Justin Fontaine	3	1	0	1	0	1	0	0	0
Lance Bouma	3	0	1	1	4	1	0	0	0	Torrey Mitchell	2	0	1	1	0	0	0	0	0
Joe Colborne	3	0	1	1	2	0	0	0	0	Charlie Coyle	3	0	1	1	4	-1	0	0	0
Sean Monahan	3	0	1	1	0	0	0	0	0	Jason Pominville	3	0	1	1	4	-1	0	0	0
Christopher Breen	1	0	0	0	0	1	0	0	0	Marco Scandella	3	0	1	1	0	1	0	0	0
Paul Byron	1	0	0	0	0	0	0	0	0	Josh Harding	1	0	0	0	0	0	0	0	0
Curtis Glencross	1	0	0	0	0	0	0	0	0	Mike Rupp	1	0	0	0	2	0	0	0	0
Tim Jackman	1	0	0	0	17	-1	0	0	0	Jason Zucker	1	0	0	0	-2	0	0	0	0
Shane O'Brien	1	0	0	0	0	0	0	0	0	Erik Haula	2	0	0	0	0	1	0	0	0
Karri Ramo	1	0	0	0	0	0	0	0	0	Darcy Kuemper	2	0	0	0	0	0	0	0	0
Kris Russell	2	0	0	2	-4	0	0	0	0	Nate Prosser	2	0	0	0	1	0	0	0	0
Ladislav Smid	2	0	0	0	1	0	0	0	0	Clayton Stoner	2	0	0	0	5	-1	0	0	0
Matt Stajan	2	0	0	0	0	-1	0	0	0	Jonas Brodin	3	0	0	0	0	2	0	0	0
Reto Berra	3	0	0	0	0	0	0	0	0	Nino Niederreiter	3	0	0	0	2	0	0	0	0
T.J. Brodie	3	0	0	0	2	2	0	0	0	<b>TOTAL</b>	<b>3</b>	<b>11</b>	<b>19</b>	<b>30</b>	<b>27</b>	<b>4</b>	<b>3</b>	<b>1</b>	<b>0</b>
David Jones	3	0	0	0	0	-1	0	0	0										
Brian McGrattan	3	0	0	0	0	1	0	0	0										
<b>TOTAL</b>	<b>3</b>	<b>7</b>	<b>14</b>	<b>21</b>	<b>37</b>	<b>-6</b>	<b>0</b>	<b>1</b>	<b>0</b>										

GOALTENDERS	GP	MP	GA	EN	SO	SVS	GAA	SAVE %	GOALTENDERS	GP	MP	GA	EN	SO	SVS	GAA	SAVE %
Karri Ramo (0-0-0-0)	1	18	0	0	0	6	0.00	.1000	Josh Harding (1-0-0-0)	1	60	1	0	0	24	1.00	.960
Reto Berra (1-2-0-0)	3	163	11	0	0	57	4.04	.838	Darcy Kuemper (1-0-1-0)	2	122	6	0	0	49	2.95	.891
<b>TOTAL</b>	<b>3</b>	<b>182</b>	<b>11</b>	<b>0</b>	<b>0</b>	<b>63</b>	<b>3.63</b>	<b>.851</b>	<b>TOTAL</b>	<b>3</b>	<b>182</b>	<b>7</b>	<b>0</b>	<b>0</b>	<b>73</b>	<b>2.31</b>	<b>.913</b>

POWERPLAY	HOME	ROAD	OVERALL							
	ADV	PPG	PCT	ADV	PPG	PCT	ADV	PPG	PP %	PK %
CALGARY	4	0	0.0	5	0	0.0	9	0	0.0	66.7
Minnesota	4	1	25.0	5	2	40.0	9	3	33.3	100.0



**ALL-TIME  
TEAM RECORDS**





# ALL-TIME TEAM RECORDS

## OVERALL

SEASON	GP	W	L	T	OTL	PTS	GF	GA	%
2013-14	82	35	40	-	7	77	209	241	.470
2012-13	48	19	25	-	4	42	128	160	.438
2011-12	82	37	29	-	16	90	202	226	.549
2010-11	82	41	29	-	12	94	250	237	.573
2009-10	82	40	32	-	10	90	204	210	.549
2008-09	82	46	30	-	6	98	254	248	.598
2007-08	82	42	30	-	10	94	229	227	.573
2006-07	82	43	29	-	10	96	258	226	.585
2005-06	82	46	25	-	11	103	218	200	.628
2003-04	82	42	30	7	3*	94	200	176*	.573
2002-03	82	29	36	13	4	75	186	228	.457
2001-02	82	32	35	12	3*	79	201	220	.482
2000-01	82	27	36	15	4	73	197	236	.445
1999-00	82	31	36	10	5	77	211	256	.470
1998-99	82	30	40	12	-	72	211	234	.439
1997-98	82	26	41	15	-	67	217	252	.409
1996-97	82	32	41	9	-	73	214	239	.445
1995-96	82	34	37	11	-	79	241	240	.482
1994-95	48	24	17	7	-	55	163	135	.573
1993-94	84	42	29	13	-	97	302	256	.577
1992-93	84	43	30	11	-	97	322	282	.577
1991-92	80	31	37	12	-	74	296	305	.463
1990-91	80	46	26	8	-	100	344	263	.625
1989-90	80	42	23	15	-	99	348	265	.619
1988-89	80	54*	17*	9	-	*117	354	226	.731*
1987-88	80	48	23	9	-	105	397*	305	.656
1986-87	80	46	31	3	-	95	318	289	.594
1985-86	80	40	31	9	-	89	354	315	.556
1984-85	80	41	27	12	-	94	363	302	.588
1983-84	80	34	32	14	-	82	311	314	.513
1982-83	80	32	34	14	-	78	321	317	.488
1981-82	80	29	34	17	-	75	334	345	.469
1980-81	80	39	27	14	-	92	329	298	.575
1979-80	80	35	32	13	-	83	282	269	.519
1978-79	80	41	31	8	-	90	327	280	.563
1977-78	80	34	27	19*	-	87	274	252	.544
1976-77	80	34	34	12	-	80	264	265	.500
1975-76	80	35	33	12	-	82	262	237	.513
1974-75	80	34	31	15	-	83	243	233	.519
1973-74	78	30	34	14	-	74	214	238	.474
1972-73	78	25	38	15	-	65	191	239	.417
<b>TOTAL</b>	<b>3254</b>	<b>1491</b>	<b>1279</b>	<b>379</b>	<b>105</b>	<b>3466</b>	<b>10743</b>	<b>10286</b>	<b>.533</b>

\*Team Full Season Record \*\*Includes Shootout GWG



# ALL-TIME TEAM RECORDS

## HOME

SEASON	GP	W	L	T	OTL	PTS	GF**	GA**	%
2013-14	41	19	19	-	3	41	112	120	.500
2012-13	24	13	9	-	2	28	78	80	.583
2011-12	41	23	12	-	6	52	109	106	.634
2010-11	41	23	13	-	5	51	135	117	.622
2009-10	41	20	17	-	4	44	95	98	.537
2008-09	41	27	10	-	4	58	147	110	.732
2007-08	41	21	11	-	9	51	112	101	.622
2006-07	41	30	9	-	2	62	144	92	.756
2005-06	41	30	7	-	4	64	108	73*	.780
2003-04	41	21	14	5	1*	48	93	85	.585
2002-03	41	14	16	10*	1*	39	95	111	.476
2001-02	41	20	14	5	2	47	103	100	.573
2000-01	41	12	18	9	2	35	95	110	.427
1999-00	41	20	14	6	1*	47	119	124	.573
1998-99	41	15	20	6	-	36	103	110	.439
1997-98	41	18	17	6	-	42	118	118	.512
1996-97	41	21	18	2	-	44	121	121	.537
1995-96	41	18	18	5	-	41	114	103	.500
1994-95	24	15	7	2	-	32	90	68	.667
1993-94	42	25	12	5	-	55	156	116	.655
1992-93	42	23	14	5	-	51	175	139	.607
1991-92	40	19	14	7	-	45	174	140	.563
1990-91	40	29	8	3	-	61	194	115	.763
1989-90	40	28	7	5	-	61	207	131	.763
1988-89	40	32*	4*	4	-	68*	200	103	.850*
1987-88	40	26	11	3	-	55	217*	144	.688
1986-87	40	25	13	2	-	52	162	128	.650
1985-86	40	23	11	6	-	52	195	154	.650
1984-85	40	23	11	6	-	52	199	134	.650
1983-84	40	22	11	7	-	51	186	146	.638
1982-83	40	21	12	7	-	49	176	137	.613
1981-82	40	20	11	9	-	49	192	141	.613
1980-81	40	25	5	10*	-	60	198	127	.750
1979-80	40	18	15	7	-	43	147	132	.538
1978-79	40	25	11	4	-	54	179	126	.675
1977-78	40	20	13	7	-	47	152	132	.588
1976-77	40	22	11	7	-	51	151	111	.638
1975-76	40	19	14	7	-	45	138	98	.563
1974-75	40	24	9	7	-	55	150	96	.688
1973-74	39	17	15	7	-	41	121	115	.526
1972-73	39	16	16	7	-	39	106	105	.500
<b>TOTAL</b>	<b>1627</b>	<b>882</b>	<b>511</b>	<b>188</b>	<b>46</b>	<b>1998</b>	<b>5866</b>	<b>4717</b>	<b>.614</b>

\*Team Full Season Record \*\*Includes Shootout GWG



# ALL-TIME TEAM RECORDS

## ROAD

SEASON	GP	W	L	T	OTL	PTS	GF**	GA**	%
2013-14	41	16	21	-	4	36	97	121	.439
2012-13	24	6	16	-	2	14	50	80	.292
2011-12	41	14	17	-	10	38	93	120	.463
2010-11	41	18	16	-	7	43	115	120	.524
2009-10	41	20	15	-	6	46	109	112	.561
2008-09	41	19	20	-	2	40	107	138	.488
2007-08	41	21	19	-	1*	43	117	126	.524
2006-07	41	13	20	-	8	34	114	134	.415
2005-06	41	16	18	-	7	39	110	127	.476
2003-04	41	21	16	2	2	46	107	91*	.561
2002-03	41	15	20	3	3	36	91	117	.439
2001-02	41	12	21	7	1*	32	98	120	.390
2000-01	41	15	18	6	2	38	102	126	.463
1999-00	41	11	22	4	4	30	92	132	.366
1998-99	41	15	20	6	-	36	108	124	.439
1997-98	41	8	24	9	-	25	99	134	.305
1996-97	41	11	23	7	-	29	93	118	.354
1995-96	41	16	19	6	-	38	127	137	.463
1994-95	24	9	10	5	-	23	73	67	.479
1993-94	42	17	17	8	-	42	146	140	.500
1992-93	42	20	16	6	-	46	147	143	.548
1991-92	40	12	23	5	-	29	122	165	.363
1990-91	40	17	18	5	-	39	150	148	.488
1989-90	40	14	16	10	-	38	141	134	.475
1988-89	40	22*	13	5	-	49	154	123	.613
1987-88	40	22*	12*	6	-	50*	180*	161	.625*
1986-87	40	21	18	1	-	43	156	161	.538
1985-86	40	17	20	3	-	37	159	161	.463
1984-85	40	18	16	6	-	42	164	168	.525
1983-84	40	12	21	7	-	31	125	168	.388
1982-83	40	11	22	7	-	29	145	180	.363
1981-82	40	9	23	8	-	26	142	204	.325
1980-81	40	14	22	4	-	32	131	171	.400
1979-80	40	17	17	6	-	40	135	137	.500
1978-79	40	16	20	4	-	36	148	154	.450
1977-78	40	14	14	12*	-	40	122	120	.500
1976-77	40	12	23	5	-	29	113	154	.363
1975-76	40	16	19	5	-	37	124	139	.463
1974-75	40	10	22	8	-	28	93	137	.350
1973-74	39	13	19	7	-	33	93	123	.423
1972-73	39	9	22	8	-	26	85	134	.333
<b>TOTAL</b>	<b>1627</b>	<b>609</b>	<b>768</b>	<b>191</b>	<b>59</b>	<b>1468</b>	<b>4877</b>	<b>5569</b>	<b>.451</b>

\*Team Full Season Record \*\*Includes Shootout GWG



# OVERTIME RESULTS

## REGULAR SEASON OVERTIME RECORD

### OVERALL 1983-2014

### 2013-14

	OVERALL 1983-2014					2013-14						
	GP	W	L	T/SO	PTS*	GP	W	L	SO	SOW	SOL	PTS**
Anaheim Ducks	348	76	69	203	355	18	7	2	9	3	6	28
Phoenix Coyotes	507	91	96	320	502	24	3	8	13	6	7	33
Boston Bruins	529	103	109	317	523	16	4	3	9	3	6	23
Buffalo Sabres	513	97	98	318	512	20	3	5	12	7	5	30
Carolina Hurricanes	475	100	112	263	463	17	4	7	6	2	4	23
Calgary Flames	496	92	99	305	489	21	7	4	10	7	3	35
Chicago Blackhawks	507	86	95	326	498	22	1	7	14	6	8	29
Columbus Blue Jackets	226	50	48	128	228	15	3	5	7	5	2	23
Colorado Avalanche	475	97	90	288	482	23	10	4	9	5	4	38
Dallas Stars	498		84	327	501	17	2	6	9	4	5	23
Detroit Red Wings	499	110	86	303	523	24	4	6	14	5	9	33
Edmonton Oilers	511	97	108	306	500	18	5	6	7	4	3	27
Florida Panthers	392	52	95	245	349	16	0	2	14	8	6	24
Los Angeles Kings	501	83	92	326	492	20	4	2	14	8	6	32
Minnesota Wild	252	48	43	161	257	23	3	4	16	8	8	34
Montreal Canadiens	504	96	109	299	491	21	7	5	9	6	3	34
New Jersey Devils	509	113	86	310	536	27	9	5	13	0	13	36
New York Islanders	497	97	108	292	486	24	4	5	15	9	6	37
New York Rangers	486	95	95	296	486	12	2	3	7	4	3	18
Nashville Predators	267	61	56	150	272	17	3	3	11	2	9	22
Ottawa Senators	324	53	73	198	304	24	3	7	14	7	7	34
Philadelphia Flyers	485	96	91	298	490	17	4	2	11	3	8	24
Pittsburgh Penguins	472	109	93	270	488	18	4	4	10	7	3	29
San Jose Sharks	360	60	78	222	342	23	4	2	17	10	7	37
St. Louis Blues	514	100	94	320	520	19	3	4	12	9	3	31
Tampa Bay Lightning	357	73	87	197	343	23	6	3	14	8	6	37
Toronto Maple Leafs	466	106	93	267	479	22	5	4	13	9	4	36
Vancouver Canucks	513	112	85	316	540	22	6	4	12	5	7	33
Washington Capitals	477	110	86	281	501	28	4	3	21	10	11	42
Winnipeg Jets	264	67	59	138	272	23	5	4	14	8	6	36

\*OT-PTS = points earned in overtime (excludes shootout wins) \*\* Includes shootout wins

## FLAMES YEAR-BY-YEAR OVERTIME

SEASON	HOME			ROAD			OVERALL			SEASON	HOME			ROAD			OVERALL		
	GP	W-L-T-SOL	GP	W-L-T-SOL	GP	W-L-T-SOL	GP	W-L-T-SOL	GP		W-L-T-SOL	GP	W-L-T-SOL	GP	W-L-T-SOL	GP	W-L-T-SOL		
2013-14	11	8-3-0-0	10	6-1-0-3	21	14-4-0-3	1997-98	11	4-1-6	11	0-2-9	22	4-3-15						
2012-13	3	1-0-0-2	3	1-1-0-1	6	2-1-0-3	1996-97	7	2-3-2	9	1-1-7	16	3-4-9						
2011-12	9	3-1-0-5	12	2-6-0-4	21	5-7-0-9	1995-96	9	2-2-5	7	0-1-6	16	2-3-11						
2010-11	7	2-2-0-3	16	9-3-0-4	23	11-5-0-7	1994-95	4	1-1-2	5	0-0-5	9	1-1-7						
2009-10	3	0-1-0-2	12	5-2-0-5	15	5-3-0-7	1993-94	8	2-1-5	10	1-1-8	18	3-2-13						
2008-09	5	1-2-0-2	7	5-2-0-0	12	6-4-0-2	1992-93	11	3-3-5	8	1-1-6	19	4-4-11						
2007-08	10	1-7-0-2	6	5-0-0-1	16	6-7-0-3	1991-92	11	1-3-7	8	1-2-5	19	2-5-12						
2006-07	5	3-1-0-1	9	1-4-0-4	14	4-5-0-5	1990-91	8	3-2-3	7	0-2-5	15	3-4-8						
2005-06	6	2-1-0-3	9	2-3-0-4	15	4-4-0-7	1989-90	10	3-2-5	11	0-1-10	21	3-3-15						
2003-04	8	2-1-5	5	1-2-2	13	3-3-7	1988-89	7	2-1-4	10	3-2-5	17	5-3-9						
2002-03	16	5-1-10	7	1-3-3	23	6-4-13	1987-88	6	1-2-3	8	1-1-6	14	2-3-9						
2001-02	7	0-2-5	10	2-1-7	17	2-3-12	1986-87	2	0-0-2	2	1-0-1	4	1-0-3						
2000-01	13	2-2-9	9	1-2-6	22	3-4-15	1985-86	8	1-1-6	4	0-1-3	12	1-2-9						
1999-00	13	6-1-6	13	5-4-4	26	11-5-10	1984-85	7	1-0-6	7	0-1-6	14	1-1-12						
1998-99	9	2-1-6	7	1-0-6	16	3-1-12	1983-84	9	2-0-7	9	2-0-7	18	4-0-14						

\*OT-PTS = points earned in overtime (excludes shootout wins)

\*\* Includes shootout wins

## 2013-14 NHL IN OVERTIME/SHOOTOUT GAMES

OPPONENT	OVERALL				SO		HOME				SO		ROAD				SO	
	GP	W	L	T	W	L	GP	W	L	T	W	L	GP	W	L	T	W	L
Anaheim Ducks	13	1	3	9	6	3	10	5	1	4	1	3	8	2	1	5	2	3
Phoenix Coyotes	14	1	3	10	4	6	9	1	2	6	3	3	15	2	6	7	3	4
Boston Bruins	11	1	3	7	4	3	8	4	0	4	1	3	8	0	3	5	2	3
Buffalo Sabres	14	1	2	11	7	4	14	3	4	7	4	3	6	0	1	5	3	2
Carolina Hurricanes	6	1	3	2	1	1	9	2	3	4	1	3	8	2	4	2	1	1
Calgary Flames	6	2	1	3	0	3	11	3	3	5	5	0	10	4	1	5	2	3
Chicago Blackhawks	16	5	0	11	6	5	11	1	2	8	3	5	11	0	5	6	3	3
Columbus Blue Jackets	17	5	3	9	5	4	5	1	2	2	0	2	10	2	3	5	5	0
Colorado Avalanche	12	3	5	4	2	2	10	3	2	5	3	2	13	7	2	4	2	2
Dallas Stars	8	2	3	3	2	1	9	0	3	6	2	4	8	2	3	3	2	1
Detroit Red Wings	12	2	3	7	2	5	16	2	5	9	4	5	8	2	1	5	1	4
Edmonton Oilers	11	2	4	5	2	3	8	4	2	2	1	1	10	1	4	5	3	2
Florida Panthers	10	1	5	4	3	1	10	0	1	9	5	4	6	0	1	5	3	2
Los Angeles Kings	8	1	1	6	2	4	10	3	2	5	3	2	10	1	0	9	5	4
Minnesota Wild	10	3	1	6	4	2	10	2	1	7	3	4	13	1	3	9	5	4
Montreal Canadiens	10	2	3	5	3	2	9	4	3	2	0	2	12	3	2	7	6	1
New Jersey Devils	13	1	3	9	2	7	13	4	3	6	0	6	14	5	2	7	0	7
New York Islanders	13	2	4	7	4	3	14	2	4	8	3	5	10	2	1	7	6	1
New York Rangers	12	4	0	8	4	4	7	1	2	4	2	2	5	1	1	3	2	1
Nashville Predators	14	3	3	8	2	6	8	2	1	5	1	4	9	1	2	6	1	5
Ottawa Senators	12	2	2	8	4	4	10	1	3	6	3	3	14	2	4	8	4	4
Philadelphia Flyers	6	2	1	3	1	2	4	1	0	3	0	3	13	3	2	8	3	5
Pittsburgh Penguins	5	2	0	3	3	0	9	2	1	6	3	3	9	2	3	4	4	0
San Jose Sharks	15	0	3	12	8	4	12	2	1	9	5	4	11	2	1	8	5	3
St. Louis Blues	11	4	1	6	5	1	9	1	3	5	4	1	10	2	1	7	5	2
Tampa Bay Lightning	6	1	1	4	1	3	11	2	1	8	3	5	12	4	2	6	5	1
Toronto Maple Leafs	7	2	0	5	0	5	12	4	0	8	7	1	10	1	4	5	2	3
Vancouver Canucks	13	1	1	11	5	6	10	3	2	5	1	4	12	3	2	7	4	3
Washington Capitals	10	4	3	3	3	0	15	2	3	10	6	4	13	2	0	11	4	7
Winnipeg Jets	9	4	0	5	2	3	14	3	1	10	5	5	9	2	3	4	3	1

Shootouts not included in OT stats



# ALL-TIME TEAM RECORDS

CONTINUED

## FLAMES PLAYOFF OVERTIME GAMES

DATE	OPPOSITION	SCORE	SCORER	TIME
April 16, 2009	at Chicago	2-3 L	Martin Havlat	0:12
April 22, 2007	vs. Detroit	1-2 L	Johan Franzen	24:23
April 21, 2006	vs. Anaheim	2-1 W	Darren McCarty	9:45
April 27, 2006	at Anaheim	2-3 L	Sean O'Donnell	1:36
June 5, 2004	vs. Tampa Bay	2-3 L	Martin St. Louis	20:33
June 3, 2004	at Tampa Bay	3-2 W	Oleg Saprykin	14:40
May 9, 2004	at San Jose	4-3 W	Steve Montador	18:43
May 3, 2004	vs. Detroit	1-0 W	Martin Gelinás	19:13
April 22, 2004	at Detroit	2-1 W	Marcus Nilson	2:39
April 19, 2004	at Vancouver	3-2 W	Martin Gelinás	1:25
April 17, 2004	vs. Vancouver	4-5 L	Brendan Morrison	42:28
April 23, 1996	vs. Chicago	1-2 L	Joe Murphy	50:02
May 19, 1995	vs. San Jose	4-5 L	Roy Whitney	21:54
May 9, 1995	vs. San Jose	4-5 L	Ulf Dahlen	12:21
April 30, 1994	vs. Vancouver	3-4 L	Pavel Bure	22:20
April 28, 1994	at Vancouver	2-3 L	Trevor Linden	16:43
April 26, 1994	vs. Vancouver	1-2 L	Geoff Courtnall	7:15
April 16, 1991	vs. Edmonton	4-5 L	Esa Tikkanen	6:58
April 14, 1991	at Edmonton	2-1 W	Theoren Fleury	4:40
April 14, 1990	at Los Angeles	3-4 L	Mike Krushelnyski	23:14
April 8, 1990	at Los Angeles	1-2 L	Tony Granato	8:37
May 19, 1989	at Montreal	3-4 L	Ryan Walter	38:08
May 8, 1989	at Chicago	2-1 W	Al MacInnis	15:05
April 18, 1989	vs. Los Angeles	4-3 W	Doug Gilmour	7:47
April 15, 1989	vs. Vancouver	4-3 W	Joel Otto	19:21
April 5, 1989	vs. Vancouver	3-4 W	Paul Reinhart	2:47
April 15, 1988	vs. Edmonton	4-5 L	Wayne Gretzky	7:54
April 11, 1987	at Winnipeg	3-2 W	Mike Bullard	3:53
May 18, 1986	vs. Montreal	2-3 L	Brian Skrudland	0:09
May 12, 1986	at St. Louis	5-6 L	Doug Wickenheiser	7:30
April 20, 1986	at Edmonton	5-6 L	Glenn Anderson	1:04
April 12, 1986	at Winnipeg	4-3 W	Lanny McDonald	8:25
April 10, 1985	at Winnipeg	4-5 L	Brian Mullen	7:56
April 20, 1984	vs. Edmonton	5-4 W	Lanny McDonald	1:04
April 13, 1984	at Edmonton	6-5 W	Carey Wilson	3:42
April 10, 1983	at Vancouver	4-3 W	Greg Meredith	1:06
April 6, 1983	vs. Vancouver	4-3 W	Eddy Beers	12:27
April 8, 1982	at Vancouver	1-2 L	Dave Williams	14:20
April 11, 1981	at Chicago	5-4 W	Willi Plett	35:17
April 8, 1980	at NY Rangers	1-2 L	Steve Vickers	0:33
April 14, 1974	vs. Philadelphia	3-4 L	Dave Schultz	5:40

	GP	W	L		GP	W	L		GP	W	L
Home	19	6	13	Road	22	12	10	Overall	41	18	23

## FLAMES ALL- TIME RECORDS—MONTH-BY-MONTH

SEASON	OCTOBER		NOVEMBER		DECEMBER		JANUARY		FEBRUARY		MARCH		APRIL/MAY	
	GP	W-L-T-OTL	GP	W-L-T-OTL	GP	W-L-T-OTL	GP	W-L-T-OTL	GP	W-L-T-OTL	GP	W-L-T-OTL	GP	W-L-T-OTL
2013-14	12	5-5-0-2	14	4-8-0-2	14	5-7-0-2	14	6-7-0-1	5	2-3-0-0	16	9-7-0-0	7	4-3-0-0
2012-13	-	-	-	-	-	-	5	1-3-0-1	14	6-5-0-3	14	6-8-0-0	15	6-9-0-0
2011-12	9	4-4-0-1	14	6-8-0-0	16	8-4-0-4	12	5-6-0-1	12	5-2-0-5	17	7-5-0-5	2	2-0-0-0
2010-11	11	6-5-0-0	13	4-7-1-1	14	7-6-0-1	13	7-3-1-2	13	8-2-1-2	14	6-6-0-2	4	3-0-1-0
2009-10	12	7-4-0-1	14	10-2-0-2	14	6-6-0-2	15	4-8-0-3	7	3-3-0-1	15	9-6-0-0	5	1-3-0-1
2008-09	10	6-3-0-1	14	8-6-0-0	13	8-2-0-3	11	8-3-0-0	13	7-4-0-2	15	6-9-0-0	6	3-3-0-0
2007-08	12	6-3-0-3	14	4-10-0-0	14	9-1-0-4	11	7-3-0-1	14	7-6-0-1	14	7-6-0-1	3	2-1-0-0
2006-07	10	3-6-0-1	13	8-4-0-1	14	8-4-0-2	13	8-3-0-2	14	7-4-0-3	14	9-4-0-1	4	0-4-0-0
2005-06	13	4-7-0-2	13	10-2-0-1	13	9-3-0-1	13	7-4-0-2	6	3-2-0-1	15	8-6-0-1	9	5-1-0-3
2003-04	9	4-4-0-1	12	5-4-1-2	14	10-3-2-0	15	6-8-1-0	13	6-8-1-0	13	7-5-1-0	2	1-2-0-0
2002-03	10	3-3-2-2	14	3-9-1-1	14	5-6-3-0	14	6-7-1-0	12	2-6-3-1	15	8-5-2-0	3	2-0-1-0
2001-02	12	8-2-0-2	13	5-4-4-0	15	4-7-4-0	13	5-8-0-0	7	2-3-1-1	15	5-7-3-0	7	3-4-0-0
2000-01	13	3-8-1-0	15	3-4-4-4	12	7-3-2-0	12	4-6-2-0	7	2-3-1-1	15	5-7-3-0	7	3-4-0-0
1999-00	13	3-8-2-0	11	5-6-0-0	14	8-2-3-1	13	7-6-0-0	12	3-3-2-4	14	4-8-2-0	5	1-3-1-0
1998-99	9	2-5-2	14	6-8-0	13	4-8-1	12	4-6-2	12	5-2-5	14	7-5-2	8	2-6-0
1997-98	13	3-8-2	14	2-7-5	15	6-8-1	12	3-6-3	4	2-1-1	15	8-6-1	9	2-5-2
1996-97	13	7-5-1	13	3-9-1	13	3-7-3	11	5-5-1	14	8-5-1	12	6-5-1	6	0-5-1
1995-96	11	1-7-3	13	3-8-2	15	7-6-2	11	7-2-2	13	6-5-2	13	7-6-0	6	3-3-0
1994-95	-	-	-	-	-	-	5	2-2-1	14	8-4-2	15	6-7-2	14	8-4-2
1993-94	13	8-3-2	13	7-4-2	14	5-7-2	12	4-5-3	12	8-3-1	13	6-5-2	7	4-2-1
1992-93	12	8-4-0	13	6-5-2	13	10-1-2	14	3-9-2	12	6-2-4	12	4-8-0	8	6-1-1
1991-92	12	6-5-1	13	5-5-3	13	5-7-1	12	5-5-2	13	4-7-2	14	5-7-2	3	1-1-1
1990-91	13	9-4-0	13	5-5-3	14	8-5-1	12	5-6-1	12	8-2-2	16	11-4-1	0	0-0-0
1989-90	13	6-3-4	15	5-6-4	12	6-4-2	13	8-2-3	11	6-5-0	15	10-3-2	1	1-0-0
1988-89	12	6-3-3	12	10-1-1	14	8-4-2	15	10-3-2	13	10-3-0	13	9-3-1	1	1-0-0
1987-88	11	5-5-1	14	9-3-2	13	9-3-1	14	9-3-2	12	5-6-1	13	10-1-2	2	1-1-0
1986-87	10	3-7-0	14	10-4-0	14	9-4-1	14	6-7-1	12	9-3-0	14	9-4-1	2	0-1-1
1985-86	10	5-5-0	13	8-2-3	12	4-8-0	15	6-7-2	12	7-3-2	15	7-6-2	3	3-0-0
1984-85	11	7-4-0	12	7-4-1	14	5-7-2	15	7-4-4	11	5-6-0	14	9-2-3	3	1-0-2
1983-84	12	5-6-1	12	5-4-3	13	4-7-2	12	5-2-5	15	9-4-2	15	6-8-1	1	0-1-0
1982-83	13	4-7-2	14	5-6-3	14	5-7-2	12	7-5-0	12	5-5-2	14	6-4-4	1	0-0-1
1981-82	11	2-7-2	14	5-5-4	13	5-6-2	15	7-4-4	12	4-5-3	13	5-6-2	2	1-1-0
1980-81	11	5-4-2	13	5-5-3	12	6-3-3	16	6-7-3	12	9-2-1	14	6-6-2	2	2-0-0
1979-80	10	5-4-1	13	6-5-2	12	3-8-1	15	7-5-3	11	5-2-4	15	8-6-1	4	1-2-1
1978-79	10	8-0-2	14	7-7-0	15	5-9-1	13	8-4-1	10	6-2-2	13	5-7-1	5	2-2-1
1977-78	8	3-2-3	14	4-6-4	14	5-6-3	14	8-5-1	12	3-3-6	13	8-4-1	5	3-1-1
1976-77	13	5-6-2	12	6-2-4	13	7-5-1	13	5-4-4	12	3-9-0	15	7-8-0	2	1-0-1
1975-76	10	4-5-1	14	6-7-1	15	9-4-2	14	5-6-3	12	3-7-2	12	6-4-2	3	2-0-1
1974-75	11	5-4-2	14	8-3-3	12	3-8-1	14	5-5-4	11	4-4-3	14	8-5-1	4	1-2-1
1973-74	8	4-3-1	14	7-4-3	14	4-7-3	13	3-9-1	13	4-6-3	13	6-4-3	3	2-1-0
1972-73	11	4-6-1	15	6-6-3	13	5-6-2	13	6-4-3	11	2-6-3	14	2-10-2	1	0-0-1
TOTALS	436	192-184-44-16	523	231-205-73-14	531	244-209-58-20	525	237-207-68-13	473	221-164-64-24	584	284-235-55-9	182	87-73-23-4



# ALL-TIME TEAM RECORDS

CONTINUED

## FLAMES OPENING GAME RESULTS

SEASON	SEASON OPENER			HOME OPENER			ROAD OPENER		
2013-14	WSH	5	CGY 4 SO	VAN	5	CGY 4 SO	WSH	5	CGY 4 SO
2012-13	SJS	4	CGY 1	SJS	4	CGY 1	VAN	3	CGY 2 SO
2011-12	PIT	5	CGY 3	PIT	5	CGY 3	STL	5	CGY 2
2010-11	EDM	4	CGY 0	CGY	3	LAK 1	EDM	4	CGY 0
2009-10	CGY	5	VAN 3	CGY	5	VAN 3	CGY	4	EDM 3
2008-09	VAN	6	CGY 0	VAN	5	CGY 4 OT	VAN	6	CGY 0
2007-08	PHI	3	CGY 2	PHI	3	CGY 2	DET	4	CGY 2
2006-07	EDM	3	CGY 1	CGY	2	EDM 1	EDM	3	CGY 1
2005-06	MIN	6	CGY 3	DAL	3	CGY 2 OT	MIN	6	CGY 3
2003-04	VAN	4	CGY 1	CGY	3	SJS 2	VAN	4	CGY 1
2002-03	VAN	3	CGY 0	VAN	3	CGY 0	CGY	3	VAN 2
2001-02	CGY	1	EDM 0	CGY	1	EDM 0	CGY	4	DET 2
2000-01	DET	4	CGY 3	DET	4	CGY 3	CGY	2	NYI 0
1999-00	SJS	5	CGY 3	STL	4	CGY 1	SJS	5	CGY 3
1998-99	CGY	3	SJS 3	TOR	7	CGY 3	CGY	5	SJS 3
1997-98	DET	3	CGY 1	DET	3	CGY 1	DET	4	CGY 4
1996-97	VAN	3	CGY 1	CGY	3	BUF 0	VAN	3	CGY 1
1995-96	CGY	3	TBL 3	COL	3	CGY 2	CGY	3	TBL 3
1994-95	CGY	3	WPG 3	CGY	6	STL 4	CGY	3	WPG 3
1993-94	CGY	2	NYI 1	CGY	2	NYI 1	CGY	5	VAN 1
1992-93	LAK	5	CGY 4	LAK	5	CGY 4	CGY	3	MIN 2
1991-92	CGY	9	EDM 2	CGY	9	EDM 2	WPG	5	CGY 3
1990-91	CGY	3	VAN 2 OT	CGY	3	VAN 2 OT	CGY	4	WPG 3
1989-90	CGY	10	DET 7	CGY	10	DET 7	CGY	4	NJD 2
1988-89	CGY	4	NYI 4	CGY	4	NYI 4	LAK	6	CGY 5 OT
1987-88	CGY	5	DET 1	CGY	5	DET 1	WPG	3	CGY 3
1986-87	CGY	5	BOS 3	QUE	4	CGY 2	CGY	5	BOS 3
1985-86	CGY	8	WPG 3	CGY	8	WPG 3	CGY	9	LAK 2
1984-85	STL	4	CGY 2	STL	4	CGY 2	CGY	7	VAN 5
1983-84	CGY	5	VAN 3	EDM	4	CGY 3	CGY	5	VAN 3
1982-83	EDM	7	CGY 5	NYI	5	CGY 4	EDM	7	CGY 5
1981-82	CGY	1	VAN 1	CGY	1	VAN 1	CGY	6	STL 4
1980-81	CGY	5	QUE 5	CGY	5	QUE 5	COL	6	CGY 2
1979-80	ATL	5	QUE 3	ATL	9	PHI 2	ATL	5	QUE 3
1978-79	ATL	4	CHI 4	ATL	4	WSH 3	ATL	4	CHI 4
1977-78	ATL	2	BOS 2	ATL	3	STL 1	ATL	2	BOS 2
1976-77	WSH	6	ATL 5	ATL	4	LAK 2	WSH	6	ATL 5
1975-76	LAK	4	ATL 3	LAK	4	ATL 3	NYR	3	ATL 1
1974-75	ATL	3	VAN 3	ATL	4	KC 2	ATL	3	VAN 3
1973-74	ATL	1	NYI 1	ATL	1	NYI 1	ATL	1	STL 0
1972-73	ATL	3	NYI 2	ATL	1	BUF 1	ATL	3	NYI 2
	<b>SEASON OVERALL</b>			<b>HOME OVERALL</b>			<b>ROAD OVERALL</b>		
	Win 12, Lost 18, Tied 10, OTL 1, SOL 1			Win 18, Lost 15, Tied 5, OTL 3, SOL 1			Won 17, Lost 15, Tied 6, OTL 1, SOL 2		

## HOME ATTENDANCE

#Heritage Classic attendance of 41,022 \*Does Not Include Neutral Site Home Game. \*\*Team Season Record.  
 Calgary: Scotiabank Saddledome - 2010-2014, Pengrowth Saddledome - 1983-2010, Stampede Corral - 1980-1983  
 Atlanta: The Omni - 1972-1980

SEASON	GAMES	ATTENDANCE	AVERAGE	SEASON	GAMES	ATTENDANCE	AVERAGE	SEASON	GAMES	ATTENDANCE	AVERAGE
2013-14	41	790,849	19,289	1996-97	41	700,643	17,089	1980-81	40	288,679	7,217
2012-13	24	462,936	19,289	1995-96	41	737,996	18,000	1979-80	40	400,961	10,024
2011-12	41	790,849	19,289	1994-95	24	456,858	19,036	1978-79	40	457,640	11,441
2010-11	41	812,582**	19,819*	1993-94	41*	792,307	19,325	1977-78	40	420,026	10,501
2009-10	41	790,849	19,289	1992-93	41*	800,677	19,529	1976-77	40	490,356	12,259
2008-09	41	790,849	19,289	1991-92	40	788,760	19,719	1975-76	40	478,500	11,963
2007-08	41	790,849	19,289	1990-91	40	799,434	19,986**	1974-75	40	537,761	13,444
2006-07	41	790,849	19,289	1989-90	40	794,444	19,861	1973-74	39	552,314	14,162
2005-06	41	790,849	19,289	1988-89	40	778,324	19,458	1972-73	39	488,106	12,516
2003-04	41	679,767	16,580	1987-88	40	755,252	18,881				
2002-03	41	665,808	16,239	1986-87	40	671,920	16,798				
2001-02	41	643,896	15,705	1985-86	40	670,480	16,762				
2000-01	41	681,535	16,623	1984-85	40	667,320	16,683				
1999-00	41	612,800	14,946	1983-84	40	666,960	16,674				
1998-99	41*	648,050	16,201	1982-83	40	289,680	7,242				
1997-98	41	694,557	16,940	1981-82	40	289,258	7,231				
								<b>GAMES ATTENDANCE AVERAGE</b>			
								<b>TOTALS</b>	<b>1625</b>	<b>26,212,530</b>	<b>16,131</b>



## FLAMES YEARLY LEADERS

SEASON	GOALS	ASSISTS	POINTS	PENALTY MINUTES
2013-14	Michael Cammalleri 26	Jiri Hudler 37	Jiri Hudler 54	Brian McGrattan 100
2012-13	Curtis Glencross 15	Lee Stempniak 23	M. Cammalleri/L. Stempniak 32	Tim Jackman 76
2011-12	Jarome Iginla 43	Olli Jokinen 38	Jarome Iginla 67	Tim Jackman 94
2010-11	Jarome Iginla 43	Alex Tanguay 47	Jarome Iginla 86	Tim Jackman 86
2009-10	Jarome Iginla 32	Matt Stajan 38	Jarome Iginla 69	Jamal Mayers 131
2008-09	Michael Cammalleri 39	Jarome Iginla 54	Jarome Iginla 89	Cory Sarich 112
2007-08	Jarome Iginla 50	Jarome Iginla 48	Jarome Iginla 98	Dion Phaneuf 182
2006-07	Jarome Iginla 39	Alex Tanguay 59	Jarome Iginla 94	Dion Phaneuf 98
2005-06	Jarome Iginla 35	Daymond Langkow 34	Jarome Iginla 67	Darren McCarty 117
2003-04	Jarome Iginla 41	Craig Conroy 39	Jarome Iginla 73	Chris Simon 250
2002-03	Jarome Iginla 35	Craig Conroy 37	Jarome Iginla 67	Scott Nichol 149
2001-02	Jarome Iginla 52	Craig Conroy 48	Jarome Iginla 96	Bob Boughner 170
2000-01	Jarome Iginla 31	Marc Savard 42	Jarome Iginla 71	Jason Wiemer 177
1999-00	Valeri Bure 35	Phil Housley 44	Valeri Bure 75	Wade Belak 122
1998-99	Jarome Iginla 28	Phil Housley 43	Cory Stillman 57	Jason Weimer 177
1997-98	T. Fleury/C. Stillman 27	Theoren Fleury 51	Theoren Fleury 78	Theoren Fleury 197
1996-97	Theoren Fleury 29	Theoren Fleury 38	Theoren Fleury 67	Todd Simpson 208
1995-96	Theoren Fleury 46	Theoren Fleury 50	Theoren Fleury 96	Sandy McCarthy 173
1994-95	Theoren Fleury 29	Phil Housley 35	Theoren Fleury 58	Ron Stern 163
1993-94	Gary Roberts 41	Al MacInnis 54	Robert Reichel 93	Ron Stern 243
1992-93	Robert Reichel 40	Theoren Fleury 66	Theoren Fleury 100	Craig Berube 209
1991-92	Gary Roberts 53	Al MacInnis 57	Gary Roberts 90	Ron Stern 338
1990-91	Theoren Fleury 51	Al MacInnis 75	Theoren Fleury 104	Gary Roberts 252
1989-90	Joe Nieuwendyk 45	Doug Gilmour 67	Joe Nieuwendyk 95	Tim Hunter 279
1988-89	J. Nieuwendyk/J. Mullen 51	J. Mullen/D. Gilmour 59	Joe Mullen 110	Tim Hunter 375**
1987-88	Joe Nieuwendyk 51	Gary Suter 70	Hakan Loob 106	Tim Hunter 337
1986-87	Joe Mullen 47	Al MacInnis 56	Joe Mullen 87	Tim Hunter 361
1985-86	Hakan Loob 31	Al MacInnis 57	Dan Quinn 72	Tim Hunter 291
1984-85	K. Nilsson/H. Loob 37	Kent Nilsson 62	Kent Nilsson 99	Tim Hunter 259
1983-84	Eddy Beers 36	Kent Nilsson 49	Kent Nilsson 80	Paul Baxter 182
1982-83	Lanny McDonald 66**	Guy Chouinard 59	Kent Nilsson 104	Doug Risebrough 138
1981-82	Lanny McDonald 34	Guy Chouinard 57	Guy Chouinard 80	Willi Plett 288
1980-81	Kent Nilsson 49	Kent Nilsson 82**	Kent Nilsson 131**	Willi Plett 239
1979-80	Kent Nilsson 40	Kent Nilsson 53	Kent Nilsson 93	Willi Plett 231
1978-79	Guy Chouinard 50	Bob MacMillan 71	Bob MacMillan 108	Willi Plett 213
1977-78	Bob MacMillan 31	Tom Lysiak 42	Tom Lysiak 69	Willi Plett 171
1976-77	Willi Plett 33	Tom Lysiak 51	Tom Lysiak 81	Willi Plett 123
1975-76	Curt Bennett 34	Tom Lysiak 51	Tom Lysiak 82	Pat Quinn 134
1974-75	Eric Vail 39	Tom Lysiak 52	Tom Lysiak 77	Pat Quinn 56
1973-74	Jacques Richard 27	Tom Lysiak 45	Tom Lysiak 64	Pat Quinn 94
1972-73	Bob Leiter 26	Bob Leiter 34	Bob Leiter 60	Pat Quinn 113

\*\*Flames All-Time Individual Record

## SCORELESS GAMES

November 7, 1976 Atlanta at Detroit Myre - Giacomini  
 October 30, 1998 Washington at Calgary Wregget - Tabaracci

October 26, 1996 Calgary at Los Angeles Kidd - Fiset  
 December 21, 1999 Dallas at Calgary Braithwaite - Belfour



# ALL-TIME TEAM RECORDS

CONTINUED

## PENALTY SHOTS FOR 28 GOALS IN 58 ATTEMPTS

Mar. 22, 2014	at Edmonton	Matt Stajan	scored	vs. Viktor Fasth
Nov. 3, 2013	at Chicago	T.J. Galiardi	failed	vs. Corey Crawford
Mar. 13, 2013	vs. Detroit	Mikael Backlund	failed	vs. Jonas Gustavsson
Feb. 5, 2013	at Detroit	Jarome Iginla	failed	vs. Jimmy Howard
Feb. 25, 2012	vs. Philadelphia	Alex Tanguay	scored	vs. Ilya Bryzgalov
Feb. 14, 2012	vs. Toronto	Paul Byron	scored	vs. Jonas Gustavsson
Apr. 6, 2011	vs. Edmonton	Alex Tanguay	failed	vs. Nikolai Khabibulin
Mar. 6, 2011	vs. Nashville	Jarome Iginla	scored	vs. Pekka Rinne
Feb. 11, 2011	vs. Anaheim	Olli Jokinen	failed	vs. Curtis McElhinney
Dec. 16, 2010	vs. Toronto	Jarome Iginla	failed	vs. Jonas Gustavsson
Mar. 15, 2009	vs. Detroit	Curtis Glencross	failed	vs. Jimmy Howard
Oct. 24, 2006	vs. Phoenix	Daymond Langkow	failed	vs. Curtis Joseph
Oct. 5, 2006	at Edmonton	Jarome Iginla	failed	vs. Dwayne Roloson
Mar. 31, 2006	vs. Colorado	Matthew Lombardi	scored	vs. Peter Budaj
Dec. 1, 2005	at Detroit	Shean Donovan	failed	vs. Jimmy Howard
Nov. 10, 2005	at Phoenix	Jarome Iginla	scored	vs. Curtis Joseph
Nov. 7, 2005	vs. Vancouver	Chuck Kobasew	failed	vs. Alex Auld
Oct. 29, 2005	at San Jose	Tony Amonte	failed	vs. Nolan Schaefer
Oct. 23, 2005	at Los Angeles	Marcus Nilson	failed	vs. Mathieu Garon
Mar. 5, 2004	at Dallas	Shean Donovan	failed	vs. Marty Turco
Jan. 27, 2004	at Phoenix	Shean Donovan	scored	vs. Sean Burke
Jan. 3, 2004	vs. Vancouver	Jarome Iginla	failed	vs. Alex Auld
Dec. 26, 2003	vs. Vancouver	Oleg Saprykin	failed	vs. Dan Cloutier
Dec. 2, 2003	vs. San Jose	Shean Donovan	scored	vs. Vesa Toskala
Mar. 15, 2003	at San Jose	Jarome Iginla	failed	vs. Vesa Toskala
Apr. 2, 2002	vs. Atlanta	Scott Nichol	scored	vs. Milan Hnilecka
Jan. 22, 2002	vs. Toronto	Jarome Iginla	failed	vs. Curtis Joseph
Dec. 8, 2001	vs. Anaheim	Jarome Iginla	failed	vs. Jean-Sebastien Giguere
Feb. 27, 1998	vs. Vancouver	Hnat Domenichelli	scored	vs. Arturs Irbe
Oct. 24, 1996	vs. Pittsburgh	Robert Reichel	scored	vs. Tom Barrasso
Oct. 22, 1996	vs. Colorado	Theoren Fleury	scored	vs. Patrick Roy
Dec. 11, 1995	vs. Los Angeles	Steve Chiasson	scored	vs. Byron Dafoe
Feb. 7, 1994	vs. Edmonton	Robert Reichel	scored	vs. Bill Ranford
Oct. 31, 1993	at Winnipeg	Paul Ranheim	scored	vs. Bob Essensa
Jan. 23, 1993	vs. Pittsburgh	Joe Nieuwendyk	failed	vs. Ken Wregget
Dec. 27, 1992	at Edmonton	C.J. Young	failed	vs. Bill Ranford
Dec. 11, 1992	at Toronto	Theoren Fleury	scored	vs. Rick Wamsley
Feb. 23, 1991	vs. Quebec	Theoren Fleury	scored	vs. Jacques Cloutier
Apr. 4, 1990	vs. Los Angeles	Al MacInnis	scored	vs. Kelly Hrudey (Playoffs)
Oct. 7, 1989	vs. NY Islanders	Doug Gilmour	failed	vs. Mark Fitzpatrick
Feb. 22, 1989	vs. Toronto	Hakan Loob	failed	vs. Jeff Reese
Dec. 16, 1988	at Vancouver	Joe Nieuwendyk	scored	vs. Steve Weeks
Dec. 12, 1988	at Toronto	Joe Nieuwendyk	failed	vs. Jeff Reese
Mar. 19, 1988	at Quebec	Mike Bullard	failed	vs. Mario Brunetta
Mar. 10, 1988	vs. Winnipeg	Hakan Loob	failed	vs. Daniel Berthiaume
Mar. 28, 1987	at Los Angeles	Joe Mullen	scored	vs. Al Jensen, disallowed illegal stick
Feb. 14, 1987	at Minnesota	Joe Mullen	scored	vs. Kari Takko
Dec. 2, 1986	vs. NY Islanders	Joe Mullen	scored	vs. Kelly Hrudey
Oct. 28, 1986	at Minnesota	Perry Berezan	scored	vs. Don Beaupre
Oct. 13, 1984	vs. Quebec	Jim Peplinski	scored	vs. Mario Gosselin
Dec. 19, 1983	vs. Winnipeg	Doug Risebrough	scored	vs. Doug Soetaert
Mar. 14, 1983	at New Jersey	Paul Reinhart	scored	vs. Ron Low
Nov. 18, 1982	at Philadelphia	Lanny McDonald	failed	vs. Pelle Lindbergh
Jan. 13, 1981	vs. NY Rangers	Bob MacMillan	failed	vs. Doug Soetaert
Jan. 8, 1981	vs. Washington	Kent Nilsson	failed	vs. Rollie Boutin
Oct. 9, 1976	vs. Philadelphia*	Curt Bennett	scored	vs. Bernie Parent
Jan. 2, 1975	vs. Montreal*	Jacques Richard	failed	vs. Ken Dryden
Feb. 16, 1974	at Toronto	Bob Leiter	scored	vs. Dunc Wilson

## PENALTY SHOTS AGAINST 14 GOALS IN 43 ATTEMPTS

Oct. 19, 2013	at San Jose	Brent Burns	failed	vs. Karri Ramo
Dec. 12, 2013	vs. Carolina	Jeff Skinner	failed	vs. Karri Ramo
Mar. 18, 2013	at Dallas	Antoine Roussel	failed	vs. Joey MacDonald
Dec. 6, 2011	vs. Carolina	Jiri Tlustý	scored	vs. Miikka Kiprusoff
Mar. 20, 2011	at Anaheim	Bobby Ryan	failed	vs. Henrik Karlsson
Mar. 4, 2011	vs. Columbus	Antoine Vermette	failed	vs. Miikka Kiprusoff
Mar. 4, 2011	vs. Columbus	Matt Calvert	failed	vs. Miikka Kiprusoff
Nov. 27, 2010	at Pittsburgh	Sidney Crosby	failed	vs. Miikka Kiprusoff
Oct. 30, 2010	vs. Washington	David Steckel	scored	vs. Henrik Karlsson
Jan. 21, 2010	vs. Chicago	Patrick Kane	failed	vs. Miikka Kiprusoff
Dec. 30, 2009	vs. Los Angeles	Dustin Brown	failed	vs. Miikka Kiprusoff
Nov. 4, 2009	at Dallas	Brendan Morrow	failed	vs. Curtis McElhinney
Nov. 6, 2008	vs. Nashville	Vernon Fiddler	scored	vs. Miikka Kiprusoff
Feb. 15, 2008	vs. Los Angeles	Jeff Giuliano	failed	vs. Miikka Kiprusoff
Feb. 3, 2006	vs. Vancouver	Alexandre Burrows	failed	vs. Miikka Kiprusoff
Dec. 29, 2005	vs. Minnesota	Brian Rolston	failed	vs. Miikka Kiprusoff
Nov. 12, 2005	vs. Colorado	Alex Tanguay	scored	vs. Miikka Kiprusoff
Oct. 17, 2005	vs. Phoenix	Oleg Saprykin	failed	vs. Miikka Kiprusoff
Dec. 29, 2003	vs. Minnesota	Richard Park	scored	vs. Miikka Kiprusoff
Mar. 16, 2003	at Anaheim	Paul Kariya	failed	vs. Jamie McLennan
Dec. 29, 2002	vs. Anaheim	Petr Sykora	failed	vs. Roman Turek
Apr. 9, 2002	at Atlanta	Jeff Cowan	failed	vs. Roman Turek
Jan. 11, 2002	vs. Phoenix	Michal Handzus	failed	vs. Roman Turek
Apr. 7, 2001	vs. Los Angeles	Zigmund Palffy	failed	vs. Fred Brathwaite
Dec. 7, 1998	vs. Dallas	Mike Modano	failed	vs. Tyler Moss
Apr. 13, 1998	at Los Angeles	Rob Blake	failed	vs. Dwayne Roloson
Mar. 22, 1998	vs. St. Louis	Darren Turcotte	failed	vs. Rick Tabaracci
Nov. 1, 1997	at Colorado	Joe Sakic	scored	vs. Tyler Moss
Jan. 14, 1996	at Colorado	Joe Sakic	scored	vs. Trevor Kidd
Mar. 7, 1995	at Chicago	Jeremy Roenick	failed	vs. Andrei Trefilov
Feb. 6, 1995	vs. Winnipeg	Teemu Selanne	failed	vs. Trevor Kidd
Nov. 24, 1993	vs. Toronto	Wendel Clark	scored	vs. Trevor Kidd
Jan. 16, 1992	at NY Rangers	Paul Broten	scored	vs. Michael Vernon
Oct. 19, 1991	at Vancouver	Gino Odjick	scored	vs. Michael Vernon
Mar. 14, 1989	at New Jersey	Kirk Muller	failed	vs. Michael Vernon
Dec. 23, 1988	at Edmonton	Craig MacTavish	scored	vs. Michael Vernon
Jan. 16, 1987	at Vancouver	Stan Smyl	scored	vs. Michael Vernon
Jan. 1, 1985	at Winnipeg	Bengt Lundholm	failed	vs. Rejean Lemelin
Dec. 6, 1983	at Quebec	Dale Hunter	scored	vs. Rejean Lemelin
Oct. 23, 1983	at Chicago	Denis Savard	failed	vs. Don Edwards
Jan. 3, 1979	at Toronto	Dan Maloney	failed	vs. Dan Bouchard
Feb. 9, 1978	at Los Angeles*	Hartland Monahan	failed	vs. Dan Bouchard
Feb. 10, 1974	vs. Los Angeles*	Whitey Widing	scored	vs. Phil Myre



# ALL-TIME LEADERS

## GAMES PLAYED

Jarome Iginla	1219	Tim Hunter	545	Mark Giordano	449
Robyn Regehr	826	Eric Vail	539	Tom Lysiak	445
Al MacInnis	803	Michael Vernon (G)	526	Bill Clement	444
Theoren Fleury	791	Paul Reinhart	517	Kent Nilsson	425
Joel Otto	730	Guy Chouinard	514	Robert Reichel	425
Jim Peplinski	711	Craig Conroy	507	Colin Patterson	416
Gary Suter	617	Lanny McDonald	492	Curt Bennett	405
Jamie Macoun	586	Rey Comeau	468	Dan Bouchard (G)	398
Gary Roberts	585	Ken Houston	462	Ron Stern	396
Joe Nieuwendyk	577	Willi Plett	452		
Mikka Kiprusoff (G)	576	Hakan Loob	450		

## POINTS

Jarome Iginla	1095	Gary Suter	565	Eric Vail	452
Theoren Fleury	830	Kent Nilsson	562	Paul Reinhart	444
Al MacInnis	822	Guy Chouinard	529	Tom Lysiak	431
Joe Nieuwendyk	616	Gary Roberts	505	Hakan Loob	429

## GOALS

Jarome Iginla	525	Kent Nilsson	229	Guy Chouinard	193
Theoren Fleury	364	Lanny McDonald	215	Hakan Loob	193
Joe Nieuwendyk	314	Al MacInnis	213	Joe Mullen	190
Gary Roberts	257	Eric Vail	206	Joel Otto	167

## ASSISTS

Al MacInnis	609	Guy Chouinard	336	Tom Lysiak	276
Jarome Iginla	570	Paul Reinhart	335	Jim Peplinski	263
Theoren Fleury	466	Kent Nilsson	333	Joel Otto	261
Gary Suter	437	Joe Nieuwendyk	302	Gary Roberts	248

## PENALTY MINUTES

Tim Hunter	2405	Theoren Fleury	1339	Gary Suter	872
Gary Roberts	1736	Ron Stern	1288	Jarome Iginla	831
Joel Otto	1642	Willi Plett	1267	Robyn Regehr	802
Jim Peplinski	1467	Al MacInnis	944	Sandy McCarthy	730



# ALL-TIME LEADERS

CONTINUED

## FIVE-GOAL GAMES

Joe Nieuwendyk	1
----------------	---

## FOUR-GOAL GAMES

Joe Mullen	2	Jarome Iginla	1	Jim Peplinski	1
Joe Nieuwendyk	2	Hakan Loob	1	Gary Roberts	1
Kent Nilsson	2	Brian MacLellan	1	Marc Savard	1
Jiri Hrdina	1	Keith McCreary	1	Garry Unger	1
Mark Hunter	1				

## THREE-GOAL GAMES

Theoren Fleury	13	Curt Bennett	2	Chuck Kobasew	1
Kent Nilsson	13	Ivan Baldirev	2	Dave Kryskow	1
Jarome Iginla	12	Guy Chouinard	2	Dan Labraaten	1
Joe Nieuwendyk	10	Bill Clement	2	Daymond Langkow	1
Gary Roberts	10	Jiri Hrdina	2	Gary Leeman	1
Lanny McDonald	9	Olli Jokinen	2	Bob Leiter	1
Hakan Loob	6	Gary McAdam	2	Matthew Lombardi	1
Eddy Beers	5	Keith McCreary	2	Tom Lysiak	1
Joe Mullen	5	Joel Otto	2	Al MacInnis	1
Eric Vaill	5	Marc Savard	2	Brian MacLellan	1
Ken Houston	4	Cary Stillman	2	Marty McInnis	1
Robert Reichel	4	German Titov	2	David Moss	1
Michael Cammalleri	3	Carey Wilson	2	Dana Murzyn	1
Rene Bourque	3	Valeri Bure	1	Owen Nolan	1
Curtis Glencross	3	Rey Comeau	1	Jim Peplinski	1
Mark Hunter	3	Shean Donovan	1	Jean Pronovost	1
Bob MacMillan	3	Barry Gibbs	1	Paul Ranheim	1
Sergei Makarov	3	Bobby Gould	1	Paul Reinhart	1
Willi Plett	3	Brett Hull	1		
Ron Stern	3	Kristian Huselius	1		

Includes four- and five-goal games.



# ALL-TIME LEADERS

CONTINUED

## MULTI-GOAL GAMES

Jarome Iginla	94	Olli Jokinen	4	Hnat Domenichelli	1
Theoren Fleury	47	Dean McAmmond	4	Ted Drury	1
Joe Nieuwendyk	47	Keith McCreary	4	Kari Eloranta	1
Lanny McDonald	36	Owen Nolan	4	Paul Fenton	1
Guy Chouinard	33	Doug Risebrough	4	Andrew Ference	1
Eric Vail	33	Mikael Backlund	3	Aaron Govey	1
Gary Roberts	30	Perry Berezan	3	Mark Giodano	1
Kent Nilsson	29	Andrew Cassels	3	Marc Habscheid	1
Robert Reichel	22	Dave Gagner	3	Niklas Hagman	1
Hakan Loob	21	John Gould	3	Roman Hamrik	1
Tom Lysiak	21	Jamie Hislop	3	Paul Henderson	1
Joe Mullen	18	Phil Housley	3	Janas Hoglund	1
Willi Plett	18	Brian MacLellan	3	Phil Housley	1
Michael Cammalleri	16	Marty McInnis	3	Jiri Hudler	1
Bob MacMillan	16	Michael Nylander	3	Cale Hulse	1
Joel Otto	15	Jean Pronovost	3	Tim Jackman	1
Curt Bennett	13	Leon Rochefort	3	Jim Jackson	1
Rene Bourque	13	Matt Stajan	3	Kari Jalonen	1
Ken Houston	13	Tony Amonte	2	David Jones	1
Kristian Huselius	12	Brent Ashton	2	Ed Kea	1
Daymond Langkow	12	Ivan Boldirev	2	Kelly Kisio	1
Valeri Bure	11	Dustin Boyd	2	Tom Kostopoulos	1
Rey Comeau	11	Roman Cervenka	2	Paul Kruse	1
Curtis Glencross	11	Chris Drury	2	Dave Kryskow	1
Al MacInnis	11	Bryan Hextall	2	Dan Labraaten	1
German Titov	11	Ernie Hicke	2	Bobby Lalonde	1
Doug Gilmour	10	Jiri Hrdina	2	Gary Leeman	1
Sergei Makarov	10	Tim Hunter	2	Jordan Leopold	1
Marc Savard	10	Sheldon Kennedy	2	Jocelyn Lemieux	1
Cory Stillman	10	Chuck Kobasew	2	Dave Lowry	1
Carey Wilson	10	Red Laurence	2	Jamie Lundmark	1
Craig Conroy	9	Gerry Meehan	2	Toni Lydman	1
Kevin Lavallee	9	Brendan Morrison	2	Jamie Macoun	1
Colin Patterson	9	Dion Phaneuf	2	Randy Manery	1
Jim Peplinski	9	Harold Phillipoff	2	Gary McAdam	1
Paul Ranheim	9	Steve Reinprecht	2	Corey Millen	1
Mel Bridgman	8	Darcy Rota	2	Sean Monahan	1
Mike Bullard	8	Oleg Saprykin	2	Derek Morris	1
Matthew Lombardi	8	Jeff Shantz	2	Lew Morrison	1
Dan Quinn	7	Bobby Simpson	2	Richard Mulhern	1
Paul Reinhart	7	Ron Stern	2	Marty Murray	1
Larry Romanchych	7	Steve Tambellini	2	Dana Murzyn	1
Gary Suter	7	Wes Walz	2	Rob Niedermayer	1
Eddy Beers	6	Clarke Wilm	2	Marcus Nilson	1
Martin Gelinas	6	Akim Aliu	1	Eric Nystrom	1
Brett Hull	6	Mikael Backlund	1	Michel Petit	1
David Moss	6	Paul Baxter	1	Ronald Petrovicky	1
Mike Eaves	5	Steve Begin	1	Wayne Primeau	1
Mark Hunter	5	Todd Bertuzzi	1	Pat Quinn	1
Richard Kromm	5	Craig Berube	1	Byron Ritchie	1
Bob Leiter	5	Gino Cavallini	1	Phil Russell	1
Don Lever	5	Chris Clark	1	Chris Simon	1
John Stewart	5	Joe Colborne	1	Martin St. Louis	1
Alex Tanguay	5	Rene Corbet	1	Lee Stempniak	1
Steve Bozek	4	Denis Cyr	1	John Tonelli	1
Bill Clement	4	Nigel Dawes	1	Jason Weimer	1
Bill Flett	4	Bobby Dallas	1	Jamie Wright	1
Hilliard Graves	4	Shean Donovan	1	C.J. Young	1
				Zarley Zalapski	1



# ALL-TIME TOP SEASONS

## MOST POINTS

131	Kent Nilsson	1980-81	89	Jarome Iginla	2008-09	80	Guy Chouinard	1981-82
110	Joe Mullen	1988-89	88	Robert Reichel	1992-93		Kent Nilsson	1983-84
108	Bob MacMillan	1978-79	87	Joe Mullen	1986-87	79	Sergei Makarov	1990-91
107	Guy Chouinard	1978-79	86	Sergei Makarov	1989-90		Gary Roberts	1992-93
106	Hakan Loob	1987-88		Jarome Iginla	2010-11	78	Theoren Fleury	1997-98
104	Kent Nilsson	1982-83	85	Joe Mullen	1987-88	77	Tom Lysiak	1974-75
	Theoren Fleury	1990-91		Doug Gilmour	1988-89		Guy Chouinard	1979-80
103	Mike Bullard	1987-88		Hakan Loob	1988-89		Al MacInnis	1991-92
	Al MacInnis	1990-91		Joe Nieuwendyk	1990-91		Kristian Huselius	2006-07
100	Theoren Fleury	1992-93		Theoren Fleury	1993-94		Daymond Langkow	2006-07
99	Kent Nilsson	1984-85	84	Gary Roberts	1993-94	76	Al MacInnis	1986-87
98	Lanny McDonald	1982-83	83	Eric Vaill	1978-79		Gary Suter	1989-90
	Jarome Iginla	2007-08		Guy Chouinard	1980-81	75	Mel Bridgman	1981-82
96	Theoren Fleury	1995-96		Al MacInnis	1987-88		Paul Reinhart	1982-83
	Jarome Iginla	2001-02	82	Tom Lysiak	1975-76		Eddy Beers	1983-84
95	Joe Nieuwendyk	1989-90		Joe Nieuwendyk	1988-89		Joe Nieuwendyk	1992-93
94	Jarome Iginla	2006-07		Al MacInnis	1993-94		Joe Nieuwendyk	1992-94
93	Kent Nilsson	1979-80		Michael Cammalleri	2008-09		Valeri Bure	1999-00
	Robert Reichel	1993-94	81	Tom Lysiak	1976-77		Craig Conroy	2001-02
92	Joe Nieuwendyk	1987-88		Doug Gilmour	1990-91			
91	Gary Suter	1987-88		Gary Suter	1992-93			
	Doug Gilmour	1989-90		Alex Tanguay	2006-07			
90	Al MacInnis	1989-90						
	Gary Roberts	1991-92						

## MOST GOALS

66	Lanny McDonald	1982-83	38	Willi Plett	1980-81	31	Curt Bennett	1974-75
53	Gary Roberts	1991-92		Joe Nieuwendyk	1992-93		Tom Lysiak	1975-76
52	Jarome Iginla	2000-01		Gary Roberts	1992-93		Bob MacMillan	1977-78
51	Joe Nieuwendyk	1987-88	37	Bob MacMillan	1978-79		Guy Chouinard	1979-80
	Joe Mullen	1988-89		Hakan Loob	1984-85		Guy Chouinard	1980-81
	Joe Nieuwendyk	1988-89		Kent Nilsson	1984-85		Kent Nilsson	1983-84
	Theoren Fleury	1990-91	36	Eddy Beers	1983-84		Hakan Loob	1985-86
50	Guy Chouinard	1978-79		Joe Mullen	1989-90		Theoren Fleury	1989-90
	Hakan Loob	1987-88		Joe Nieuwendyk	1993-94		Jarome Iginla	2000-01
	Jarome Iginla	2007-08	35	Eric Vaill	1978-79	30	Tom Lysiak	1976-77
49	Kent Nilsson	1980-81		Valeri Bure	1999-00		Jim Peplinski	1981-82
48	Mike Bullard	1987-88		Jarome Iginla	2002-03		Hakan Loob	1983-84
47	Joe Mullen	1986-87		Jarome Iginla	2005-06		Dan Quinn	1985-86
46	Kent Nilsson	1982-83		Jarome Iginla	2008-09		Sergei Makarov	1990-91
	Theoren Fleury	1995-96	34	Curt Bennett	1975-76		Daymond Lankow	2007-08
45	Joe Nieuwendyk	1989-90		Lanny McDonald	1981-82			
	Joe Nieuwendyk	1990-91		Theoren Fleury	1992-93			
43	Jarome Iginla	2010-11		Kristian Huselius	2006-07			
41	Gary Roberts	1993-94	33	Willi Plett	1976-77			
	Jarome Iginla	2003-04		Lanny McDonald	1983-84			
40	Kent Nilsson	1979-80		Theoren Fleury	1991-92			
	Joe Mullen	1987-88		Daymond Lankow	2006-07			
	Robert Reichel	1992-93	32	Eric Vaill	1976-77			
	Robert Reichel	1993-94		Kevin LaVallee	1981-82			
	Theoren Fleury	1993-94		Jarome Iginla	2009-10			
39	Eric Vaill	1974-75		Jarome Iginla	2011-12			
	Gary Roberts	1989-90						
	Jarome Iginla	2006-07						
	Michael Cammalleri	2008-09						



# ALL-TIME TEAM RECORDS

CONTINUED

## MOST ASSISTS

82	Kent Nilsson	1980-81	57	Guy Chouinard	1978-79	50	Gary Suter	1985-86
75	Al MacInnis	1990-91		Guy Chouinard	1981-82		Joe Nieuwendyk	1989-90
71	Bob MacMillan	1978-79		Al MacInnis	1985-86		Theoren Fleury	1995-96
70	Gary Suter	1987-88		Al MacInnis	1991-92	49	Paul Reinhart	1980-81
67	Doug Gilmour	1989-90	56	Al MacInnis	1986-87		Mel Bridgman	1981-82
66	Theoren Fleury	1992-93		Hakan Loob	1987-88		Kent Nilsson	1983-84
62	Kent Nilsson	1984-85	55	Mike Bullard	1987-88		Gary Suter	1988-89
	Al MacInnis	1989-90		Jarome Iginla	2006-07		Sergei Makarov	1990-91
	Sergei Makarov	1989-90	54	Al MacInnis	1993-94	48	Eric Vail	1978-79
61	Doug Gilmour	1990-91		Jarome Iginla	2008-09		Paul Reinhart	1981-82
60	Gary Suter	1989-90	53	Kent Nilsson	1979-80		Carey Wilson	1984-85
59	Guy Chouinard	1982-83		Paul Reinhart	1986-87		Sergei Makarov	1991-92
	Doug Gilmour	1988-89		Theoren Fleury	1990-91		Robert Reichel	1992-93
	Joe Mullen	1988-89		Robert Reichel	1993-94		Craig Conroy	2001-02
	Alex Tanguay	2006-07	52	Tom Lysiak	1974-75		Jarome Iginla	2007-08
58	Kent Nilsson	1982-83		Guy Chouinard	1980-81			
	Paul Reinhart	1982-83		Al MacInnis	1984-85			
	Al MacInnis	1987-88	51	Tom Lysiak	1975-76			
	Al MacInnis	1988-89		Tom Lysiak	1976-77			
	Hakan Loob	1988-89		Pekka Rautakallio	1981-82			
	Gary Suter	1990-91		Theoren Fleury	1997-98			
	Gary Suter	1992-93						

## MOST PENALTY MINUTES

375	Tim Hunter	1988-89	243	Ron Stern	1993-94	194	Paul Baxter	1985-86
361	Tim Hunter	1986-87	241	Jim Peplinski	1988-89		Mark Hunter	1988-89
338	Ron Stern	1991-92	239	Willi Plett	1980-81	192	Joel Otto	1987-88
337	Tim Hunter	1987-88	234	Jim Peplinski	1987-88	188	Joel Otto	1985-86
291	Tim Hunter	1985-86	231	Willi Plett	1979-80	186	Theoren Fleury	1993-94
288	Willi Plett	1981-82	222	Gary Roberts	1989-90	185	Joel Otto	1986-87
282	Gary Roberts	1987-88	214	Jim Peplinski	1985-86		Paul Kruse	1993-94
279	Tim Hunter	1989-90	213	Willi Plett	1978-79	183	Joel Otto	1990-91
271	Neil Sheehy	1985-86		Joel Otto	1988-89	182	Paul Baxter	1983-84
259	Tim Hunter	1984-85	209	Craig Berube	1992-93		Dion Phaneuf	2007-08
252	Gary Roberts	1990-91	208	Todd Simpson	1996-97	181	Jim Peplinski	1986-87
250	Gary Roberts	1988-89	207	Gary Roberts	1991-92			
	Chris Simon	2003-04		Ron Stern	1992-93			
247	Krzysztof Oliwa	2003-04	197	Theoren Fleury	1997-98			





# ALL-TIME TEAM RECORDS

CONTINUED

## MOST WINS

45	Miikka Kiprusoff	2008-09	30	Rejean Lemelin	1984-85	23	Dan Bouchard	1979-80
42	Miikka Kiprusoff	2005-06		Michael Vernon	1986-87		Michael Vernon	1989-90
40	Miikka Kiprusoff	2006-07		Roman Turek	2001-02	22	Trevor Kidd	1994-95
39	Michael Vernon	1987-88	29	Rejean Lemelin	1985-86	21	Pat Riggin	1980-81
	Miikka Kiprusoff	2007-08		Michael Vernon	1992-93		Rejean Lemelin	1983-84
37	Michael Vernon	1988-89	27	Roman Turek	2002-03		Trevor Kidd	1996-97
	Miikka Kiprusoff	2010-11	26	Michael Vernon	1993-94	20	Dan Bouchard	1974-75
35	Miikka Kiprusoff	2009-10	25	Dan Bouchard	1977-78	19	Dan Bouchard	1973-74
	Miikka Kiprusoff	2011-12		Fred Brathwaite	1999-00		Dan Bouchard	1975-76
32	Dan Bouchard	1978-79	24	Michael Vernon	1991-92		Dan Bouchard	1979-80
31	Michael Vernon	1990-91		Miikka Kiprusoff	2003-04		Pat Riggin	1981-82
							Rick Tabaracci	1995-96

## MOST LOSSES

30	Michael Vernon	1991-92	23	Phil Myre	1972-73	20	Miikka Kiprusoff	2005-06
29	Roman Turek	2002-03		Trevor Kidd	1996-97	19	Dan Bouchard	1979-80
28	Roman Turek	2001-02		Michael Vernon	2000-01		Pat Riggin	1981-82
	Miikka Kiprusoff	2009-10	22	Rick Tabaracci	1997-98		Dan Edwards	1983-84
26	Michael Vernon	1992-93		Miikka Kiprusoff	2011-12		Michael Vernon	1990-91
	Miikka Kiprusoff	2007-08	21	Dan Bouchard	1978-79			
25	Fred Brathwaite	1999-00		Michael Vernon	1986-87			
24	Rejean Lemelin	1985-86		Trevor Kidd	1995-96			
	Miikka Kiprusoff	2006-07						
	Miikka Kiprusoff	2008-09						
	Miikka Kiprusoff	2010-11						



# FLAMES CAREER SCORING

PLAYER	GP	G	A	PTS	PIM
1 Iginla, Jarome	1219	525	570	1095	831
2 Fleury, Theoren	791	364	466	830	1339
3 MacInnis, Al	803	213	609	822	944
4 Nieuwendyk, Joe	577	314	302	616	330
5 Suter, Gary	617	128	437	565	872
6 Nilsson, Kent	425	229	333	562	90
7 Chouinard, Guy	514	193	336	529	110
8 Roberts, Gary	585	257	248	505	1736
9 Vail, Eric	539	206	246	452	246
10 Reinhart, Paul	517	109	335	444	203
11 Lysiak, Tom	445	155	276	431	329
12 Loob, Hakan	450	193	236	429	189
13 Otto, Joel	730	167	261	428	1642
14 Peplinski, Jim	711	161	263	424	1467
15 McDonald, Lanny	492	215	191	406	408
16 Mullen, Joe	345	190	198	388	95
17 Reichel, Robert	425	153	201	354	217
18 Conroy, Craig	507	97	211	308	276
19 Plett, Willi	452	150	149	299	1267
20 Gilmour, Doug	266	81	214	295	286
21 MacMillan, Bob	308	122	173	295	111
22 Makarov, Sergei	297	94	198	292	199
23 Langkow, Daymond	392	123	165	288	159
24 Tanguay, Alex	342	86	198	284	166
25 Houston, Ken	462	128	145	273	516
26 Bennett, Curt	405	126	140	266	190
27 Wilson, Carey	355	102	161	263	160
28 Macoun, Jamie	586	62	184	246	664
29 Housley, Phil	328	50	188	238	140
30 Stillman, Cory	393	109	126	235	192
31 Titov, German	345	107	121	228	142
32 Phaneuf, Dion	378	75	153	228	522
33 Clement, Bill	444	85	139	224	197
34 Glencross, Curtis	365	105	109	214	251
35 Comeau, Rey	468	88	126	214	153
36 Giordano, Mark	449	55	142	197	429
37 Ranheim, Paul	354	94	100	194	105
38 Beers, Eddy	226	87	105	192	232
39 Bure, Valeri	256	93	99	192	100
40 Quinn, Dan	222	72	119	191	100
41 Patterson, Colin	416	88	99	187	187
42 Huselius, Kristian	216	74	108	182	102
43 Cammalleri, Michael	216	89	89	178	111
44 Manery, Randy	377	30	142	172	242
45 Risebrough, Doug	247	68	101	169	583
46 Lombardi, Matthew	347	65	102	167	225
47 Jokinen, Olli	236	59	106	165	169
48 Bourque, Rene	249	88	76	164	241
49 Romanchych, Larry	288	68	95	163	100
50 Morris, Derek	343	34	129	163	385
51 Regehr, Robyn	827	29	134	163	802
52 Bullard, Mike	136	76	81	157	102
53 Savard, Marc	221	60	94	154	158
54 Rautakallio, Pekka	235	33	121	154	122
55 Leiter, Bobby	234	64	81	145	41
56 Bozek, Steve	261	64	79	143	80
57 Russell, Phil	322	29	103	132	469
58 LaVallee, Kevin	212	66	65	131	63

PLAYER	GP	G	A	PTS	PIM
59 Stern, Ron	396	59	66	125	1288
60 Bridgman, Mel	142	45	80	125	197
61 Moss, David	317	61	63	124	94
62 Stojan, Matt	270	36	85	121	131
63 Tonelli, John	161	40	76	116	164
64 Kea, Ed	316	22	92	114	283
65 Pronovost, Jean	155	52	58	110	42
66 Nylander, Michael	168	34	74	108	54
67 Eloranta, Kari	255	12	96	108	149
68 Hunter, Tim	545	49	59	108	2405
69 Lever, Don	113	48	58	106	66
70 Kromm, Richard	189	43	61	104	90
71 Richard, Jacques	215	57	46	103	108
72 Backlund, Mikael	246	41	60	101	101
73 Konroyd, Steve	350	18	83	101	386
74 McCreary, Keith	231	49	50	99	91
75 Quinn, Pat	374	12	87	99	555
76 Hislop, Jamie	215	37	61	98	65
77 Bouwmeester, Jay	279	18	79	97	134
78 Yelle, Stephane	339	31	65	96	174
79 Lalonde, Bobby	155	38	56	94	54
80 Hrdina, Jiri	157	36	58	94	63
81 Eaves, Mike	117	28	65	93	30
82 Lydman, Toni	289	19	74	93	140
83 Mulhern, Richard	207	25	67	92	153
84 Graves, Hilliard	172	37	54	91	63
85 Ecclestone, Tim	220	28	62	90	92
86 Gelinis, Martin	157	38	49	87	121
87 Shantz, Jeff	256	33	53	86	151
88 Gould, John	194	35	50	85	47
89 Stempniak, Lee	160	31	52	83	56
90 McCrimmon, Brad	231	16	67	83	274
91 McAmmond, Dean	137	38	43	81	78
92 Cassels, Andrew	151	29	52	81	50
93 Hudler, Jiri	117	27	54	81	38
94 Philippoff, Harold	118	26	53	79	241
95 Murdoch, Bob	262	16	63	79	202
96 Shand, Dave	288	14	63	77	324
97 Zalapski, Zarley	178	21	55	76	220
98 Saprykin, Oleg	187	29	47	76	132
99 Chiasson, Steve	168	15	59	74	133
100 Berezan, Perry	152	31	42	73	154
101 Wilf, Clarke	303	31	42	73	250
102 Amonte, Tony	161	24	48	72	83
103 Kobasew, Chuck	210	34	37	71	160
104 Leopold, Jordan	233	16	55	71	110
105 Clark, Chris	278	35	36	71	363
106 Albelin, Tommy	339	12	59	71	92
107 MacLellan, Brian	134	35	35	70	95
108 Patrick, James	217	14	56	70	82
109 Aucoin, Adrian	157	20	49	69	83
110 Lowry, Dave	193	31	38	69	131
111 Gibbs, Barry	208	13	55	68	218
112 Stewart, John	142	35	32	67	71
113 Wiemer, Jason	252	34	32	66	567
114 Donovan, Shean	175	28	37	65	161
115 Hamrlik, Roman	126	14	50	64	144
116 Ference, Andrew	224	10	53	63	210

## FLAMES CAREER SCORING CONTINUED

PLAYER	GP	G	A	PTS	PIM	PLAYER	GP	G	A	PTS	PIM
117 Musil, Frank	335	18	45	63	505	175 Warriner, Rhett	231	11	26	37	239
118 Nattress, Ric	226	9	53	62	204	176 Jackman, Tim	209	13	23	36	297
119 Gagner, Dave	82	27	33	60	48	177 Matteau, Stephane	82	16	19	35	112
120 Hunter, Mark	133	34	26	60	358	178 Monahan, Sean	75	22	12	34	8
121 Sarich, Cory	379	10	49	59	462	179 Laurence, Red	59	14	20	34	6
122 Brodie, T.J.	185	8	51	59	44	180 Kravchuk, Igor	115	4	30	34	23
123 Reinprecht, Steve	96	17	41	58	28	181 Vernon, Michael (G)	526	0	34	34	192
124 Gauthier, Denis	384	13	45	58	515	182 Unger, Garry	79	17	16	33	39
125 Boyd, Dustin	192	28	29	57	35	183 Rota, Darcy	57	19	13	32	70
126 Walz, Wes	92	17	39	56	27	184 Dawes, Nigel	66	14	18	32	18
127 Yawney, Trent	274	11	45	56	368	185 Cavallini, Gino	54	13	17	30	40
128 McCarthy, Sandy	276	30	25	55	730	186 Lindsay, Bill	132	9	21	30	183
129 Murzyn, Dana	201	16	39	55	404	187 Simpson, Todd	214	4	26	30	500
130 Baxter, Paul	209	16	39	55	568	188 Cyr, Denis	66	14	15	29	13
131 Boldirev, Ivan	65	22	32	54	26	189 Bradley, Brian	45	10	19	29	16
132 Morrison, Brendan	94	13	41	54	22	190 Russell, Kris	68	7	22	29	15
133 Tambellini, Steve	120	34	20	54	20	191 Dahl, Kevin	179	7	22	29	149
134 Kruse, Paul	246	24	29	53	614	192 Lindberg, Chris	79	11	17	28	35
135 Drury, Chris	80	23	30	53	33	193 Colborne, Joe	80	10	18	28	34
136 McInnis, Marty	91	23	30	53	42	194 Nichol, Scott	128	13	14	27	256
137 Hulse, Cale	277	10	43	53	449	195 McAdam, Gary	46	12	15	27	18
138 Hull, Brett	57	27	24	51	12	196 Simon, Chris	85	11	16	27	119
139 Hoglund, Jonas	118	25	24	49	28	197 Berube, Craig	234	10	17	27	628
140 Rochefort, Leon	110	19	30	49	23	198 Byron, Paul	73	10	17	27	31
141 Flett, Bill	102	27	21	48	36	199 Begin, Steve	159	15	11	26	214
142 St. Sauveur, Claude	79	24	24	48	23	200 Kostopoulos, Tom	140	11	15	26	101
143 Sullivan, Mike	205	20	28	48	54	201 Keczmer, Dan	98	3	23	26	72
144 Lemieux, Jean	140	10	38	48	35	202 Parry, Adam	147	4	22	26	141
145 Petit, Michel	134	8	40	48	243	203 Kennedy, Sheldon	71	10	15	25	81
146 Sheehy, Neil	222	13	34	47	725	204 MacMillan, Bill	78	10	15	25	52
147 Nazarov, Andrei	112	15	31	46	108	205 Baertschi, Sven	51	8	16	24	16
148 Bourgeois, Charles	162	12	34	46	430	206 Carriere, Larry	100	6	18	24	112
149 Jackson, Jim	107	15	30	45	20	207 Leeman, Gary	59	11	12	23	37
150 Price, Noel	199	5	40	45	160	208 Corbet, Rene	68	9	14	23	70
151 Harvey, Buster	80	17	27	44	76	209 Ramage, Rob	80	4	19	23	193
152 Bertuzzi, Todd	66	15	29	44	14	210 Boughner, Bob	148	5	18	23	293
153 Marsh, Brad	257	3	41	44	317	211 Comeau, Blake	91	9	13	22	38
154 Domenichelli, Hnat	96	20	23	43	31	212 Dahlquist, Chris	151	4	18	22	118
155 Ribble, Pat	203	12	31	43	188	213 Gavey, Aaron	67	9	12	21	58
156 Wideman, Dennis	92	10	33	43	30	214 Petrovicky, Ronald	107	9	12	21	139
157 Nilson, Marcus	194	19	23	42	77	215 Bouchard, Joel	126	9	12	21	106
158 Hagman, Niklas	106	17	25	42	28	216 Primeau, Wayne	94	6	15	21	76
159 Johansson, Roger	150	8	34	42	157	217 Smith, Steve	102	1	20	21	139
160 Simpson, Bobby	127	23	18	41	94	218 Ritchie, Byron	109	12	8	20	137
161 Kisio, Kelly	63	14	27	41	34	219 Hlushko, Todd	76	7	13	20	84
162 Meehan, Gerry	62	11	30	41	8	220 Morrison, Lew	130	7	13	20	19
163 Hextall, Bryan	114	20	20	40	117	221 Wright, Jamie	63	6	14	20	32
164 Ward, Ed	215	16	24	40	284	222 St. Louis, Martin	69	4	16	20	32
165 Kryskow, Dave	79	15	25	40	65	223 Zaharko, Miles	71	1	19	20	26
166 Millen, Corey	92	15	25	40	42	224 Cowan, Jeff	83	14	5	19	130
167 Nystrom, Eric	204	19	20	39	191	225 McDonough, Al	35	10	9	19	15
168 Lundmark, Jamie	99	16	23	39	72	226 Ashton, Brent	32	8	11	19	41
169 Butler, Chris	194	5	34	39	92	227 Sweeney, Tim	53	8	11	19	12
170 Babchuk, Anton	104	10	28	38	26	228 Bouma, Lance	121	6	13	19	54
171 Hindmarch, Dave	98	21	17	38	25	229 Glynn, Brian	68	5	14	19	87
172 Labraaten, Dan	70	19	19	38	19	230 Horak, Roman	81	5	13	18	16
173 Niedermayer, Rob	111	14	24	38	91	231 Redmond, Dick	42	7	11	18	16
174 Hicke, Ernie	58	14	23	37	37	232 Habscheid, Marc	46	7	11	18	42



# FLAMES CAREER SCORING

CONTINUED

PLAYER	GP	G	A	PTS	PIM
233 Torgaev, Pavel	50	6	12	18	18
234 Eriksson, Anders	61	1	17	18	36
235 White, Ian	43	6	12	18	18
236 Cervenka, Roman	39	9	8	17	14
237 Christoff, Steve	45	9	8	17	62
238 Jones, David	48	9	8	17	10
239 Gaiardi, T.J.	62	4	13	17	21
240 Forslund, Tomas	44	5	11	16	12
241 Huscroft, Jamie	109	3	13	16	279
242 Racine, Yves	46	1	15	16	24
243 Bouchard, Dan (G)	398	0	16	16	146
244 Jalonen, Kari	34	9	6	15	4
245 McGrattan, Brian	129	8	7	15	235
246 Dubinsky, Steve	84	4	11	15	18
247 Fox, Greg	80	1	14	15	95
248 Lemelin, Rejean (G)	324	0	15	15	53
249 Mokosak, Carl	42	7	7	14	87
250 Dowd, Jim	48	6	8	14	12
251 Evason, Dean	67	7	7	14	38
252 Dunn, Richie	80	3	11	14	47
253 DeGray, Dale	28	6	7	13	29
254 Henderson, Paul	30	7	6	13	6
255 Arnason, Chuck	33	7	6	13	13
256 O'Sullivan, Chris	49	2	11	13	14
257 Staios, Steve	57	4	9	13	40
258 Plager, Bill	76	2	11	13	92
259 McCarty, Darren	99	7	6	13	175
260 Allison, Jamie	101	3	10	13	163
261 Smith, Derek	83	2	11	13	24
262 Friesen, Jeff	72	6	6	12	34
263 Fenton, Paul	31	5	7	12	10
264 Drury, Ted	34	5	7	12	26
265 Wilson, Bert	50	5	7	12	94
266 Buzek, Petr	76	4	8	12	28
267 Bialowas, Dwight	48	3	9	12	22
268 Sloan, Blake	74	2	10	12	32
269 Hannan, Scott	78	2	10	12	38
270 Smith, Brad	49	7	4	11	69
271 Kotalik, Ales	52	7	4	11	37
272 Paslawski, Greg	28	6	5	11	2
273 Tkaczuk, Daniel	19	4	7	11	14
274 Carr, Gene	30	3	8	11	6
275 Priatkin, Sergei	46	3	8	11	2
276 Krivokrasov, Sergei	12	1	10	11	4
277 Picard, Noel	57	1	10	11	53
278 Meredith, Greg	36	6	4	10	8
279 Johansson, Andreas	28	3	7	10	14
280 Dallas, Bobby	49	3	7	10	28
281 Kyte, Jim	63	0	10	10	260
282 Turek, Roman (G)	152	0	10	10	18
283 Kiprusoff, Miikka (G)	576	0	10	10	43
284 Shannon, Darryl	27	1	8	9	22
285 Grattan, Norm	29	3	6	9	12
286 Stiles, Tony	30	2	7	9	20
287 Lapointe, Claude	32	4	5	9	20
288 McKendry, Alex	36	3	6	9	19
289 Johansson, Mathias	46	4	5	9	12
290 Osiecki, Mark	50	2	7	9	24

PLAYER	GP	G	A	PTS	PIM
291 Fotiu, Nick	51	5	4	9	166
292 Brown, Arnie	63	3	6	9	46
293 Vandermeer, Jim	67	1	8	9	149
294 Paradise, Bob	89	1	8	9	116
295 Montador, Steve	94	4	5	9	201
296 Murray, Bob	104	3	6	9	56
297 Kidd, Trevor (G)	178	0	9	9	12
298 Deadmarsh, Butch	61	7	1	8	97
299 Lemieux, Jocelyn	20	4	4	8	10
300 Nieminen, Ville	19	3	5	8	18
301 Godynnyuk, Alexander	33	3	5	8	23
302 Betts, Blair	35	3	5	8	12
303 Smid, Ladislav	73	2	6	8	78
304 Westgarth, Kevin	48	4	3	7	68
305 Jones, Blair	50	3	4	7	39
306 Courteau, Yves	18	2	5	7	4
307 Bergqvist, Jonas	22	2	5	7	10
308 Werenka, Brad	45	2	5	7	37
309 Prust, Brandon	78	2	5	7	202
310 Schlegel, Brad	26	1	6	7	4
311 Guy, Kevan	42	0	7	7	33
312 Dingman, Chris	72	3	3	6	166
313 Murray, Marty	26	3	3	6	6
314 Roche, Dave	38	3	3	6	49
315 Green, Josh	36	2	4	6	24
316 Harris, Ron	24	2	4	6	8
317 Skrudland, Brian	16	2	4	6	10
318 Viitakoski, Vesa	23	2	4	6	8
319 Churla, Shane	34	1	5	6	158
320 Grattan, Benoit	24	1	5	6	24
321 Moyers, Jamal	27	1	5	6	53
322 Simard, Martin	37	1	5	6	172
323 Sjostrom, Fredrik	46	1	5	6	8
324 Zyuzin, Andrei	49	1	5	6	30
325 Riggins, Pat (G)	119	0	6	6	11
326 MacDonald, Craig	25	3	2	5	8
327 Young, C.J.	28	3	2	5	20
328 Oliwa, Krzysztof	65	3	2	5	247
329 Cox, Craig	7	2	3	5	32
330 Harkins, Todd	20	2	3	5	29
331 Hentunen, Jukka	28	2	3	5	4
332 Ingarfield, Earl, Jr.	17	2	3	5	6
333 Smyth, Greg	42	2	3	5	110
334 Johnson, Terry	24	1	4	5	71
335 Leclerc, Mike	15	1	4	5	8
336 Talafous, Dean	18	1	4	5	13
337 Reinhart, Max	19	1	4	5	6
338 Valcan, Mickey	19	1	4	5	18
339 Sabourin, Ken	27	1	4	5	72
340 Borschevsky, Nikolai	8	0	5	5	0
341 Stuart, Brad	27	0	5	5	18
342 Reese, Jeff (G)	39	0	5	5	16
343 Holt, Randy	56	0	5	5	174
344 Myre, Phil (G)	211	0	5	5	23
345 Featherstone, Glen	13	1	3	4	19
346 Bureau, Marc	19	1	3	4	8
347 Regehr, Richie	20	1	3	4	6
348 Sutter, Ron	21	1	3	4	12

## FLAMES CAREER SCORING CONTINUED

PLAYER	GP	G	A	PTS	PIM
349 Hay, Dwayne	49	1	3	4	16
350 Smith, Mark	54	1	3	4	59
351 Wotherspoon, Tyler	14	0	4	4	4
352 Engblom, Brian	32	0	4	4	28
353 Bowness, Rick	33	0	4	4	29
354 Seiling, Rod	36	0	4	4	12
355 Roloson, Dwayne (G)	70	0	4	4	12
356 Tabaracci, Rick (G)	97	0	4	4	22
357 Varlamov, Sergei	8	3	0	3	0
358 Gould, Bob	20	3	0	3	4
359 Roy, Andre	44	3	0	3	83
360 Aliu, Akim	7	2	1	3	26
361 Granlund, Markus	7	2	1	3	0
362 Eakin, Bruce	9	2	1	3	4
363 Markwart, Nevin	10	2	1	3	25
364 Sarault, Yves	11	2	1	3	4
365 Andersson, Erik	12	2	1	3	8
366 Higgins, Christopher	12	2	1	3	0
367 May, Alan	7	1	2	3	1
368 Cundari, Mark	8	1	2	3	2
369 McTavish, Dale	9	1	2	3	2
370 Kronwall, Staffan	11	1	2	3	2
371 Kohn, Ladislav	12	1	2	3	4
372 Rioux, Pierre	14	1	2	3	4
373 Hanowski, Ben	16	1	2	3	2
374 Dupont, Micki	18	1	2	3	6
375 Johnson, Aaron	22	1	2	3	19
376 Marchment, Bryan	37	1	2	3	75
377 Bassen, Bob	41	1	2	3	35
378 Pelech, Matt	5	0	3	3	9
379 Esau, Len	7	0	3	3	7
380 Dwyer, Mike	9	0	3	3	4
381 Billins, Chad	10	0	3	3	0
382 Pankewicz, Greg	17	0	3	3	20
383 Mohns, Doug	28	0	3	3	10
384 O'Brien, Shane	45	0	3	3	58
385 Belak, Wade	72	0	3	3	218
386 Edwards, Don (G)	114	0	3	3	6
387 Brathwaite, Fred (G)	138	0	3	3	45
388 Haas, David	2	1	1	2	7
389 Sweeney, Bob	6	1	1	2	6
390 Agostino, Kenny	8	1	1	2	0
391 Greig, Mark	8	1	1	2	2
392 Byers, Jerry	12	1	1	2	9
393 Stefaniw, Morris	13	1	1	2	2
394 Landry, Eric	15	1	1	2	4
395 Sutter, Brett	18	1	1	2	12
396 Wappel, Gord	20	1	1	2	10
397 Van der Gulik, David	6	0	2	2	0
398 Lessard, Rick	7	0	2	2	2
399 MacDermid, Lane	7	0	2	2	12
400 Breen, Chris	9	0	2	2	5
401 Korn, Jim	9	0	2	2	26
402 Ortio, Joni (G)	9	0	2	2	0
403 Loyns, Lynn	12	0	2	2	2
404 Morgan, Jason	13	0	2	2	2
405 Meyer, Stefan	16	0	2	2	17
406 Brigley, Travis	19	0	2	2	6

PLAYER	GP	G	A	PTS	PIM
407 Street, Ben	19	0	2	2	4
408 Hanson, Keith	25	0	2	2	77
409 Dadswell, Doug (G)	27	0	2	2	2
410 Ketter, Kerry	41	0	2	2	58
411 Hale, David	69	0	2	2	56
412 Wamsley, Rick (G)	111	0	2	2	12
413 Gaudreau, Johnny	1	1	0	1	0
414 O'Flaherty, Gerry	1	1	0	1	2
415 Botterill, Jason	6	1	0	1	2
416 Knight, Corban	7	1	0	1	0
417 Chernomaz, Richard	14	1	0	1	6
418 Peters, Warren	16	1	0	1	12
419 Lemieux, Richard	1	0	1	1	0
420 Bolduc, Dan	2	0	1	1	0
421 Botting, Cam	2	0	1	1	0
422 Negrin, John	3	0	1	1	2
423 Maignan, Stewart	4	0	1	1	2
424 Sabourin, Dany (G)	4	0	1	1	0
425 Zemlak, Richard	5	0	1	1	42
426 Helenius, Sami	7	0	1	1	8
427 Larose, Guy	7	0	1	1	4
428 Miller, Brad	8	0	1	1	14
429 Andersson, Niklas	11	0	1	1	4
430 Irving, Leland (G)	13	0	1	1	0
431 Kalanos, Krys	13	0	1	1	2
432 Nemisz, Greg	15	0	1	1	0
433 Norwood, Lee	16	0	1	1	16
434 Eakins, Dallas	17	0	1	1	11
435 Moss, Tyler (G)	17	0	1	1	0
436 Carson, Brett	18	0	1	1	0
437 Commodore, Mike	18	0	1	1	44
438 Mikkelsen, Brendan	19	0	1	1	2
439 Lakovic, Sasha	19	0	1	1	54
440 Giguere, J-S (G)	22	0	1	1	6
441 Fata, Rico	27	0	1	1	10
442 Wregget, Ken (G)	27	0	1	1	8
443 Charron, Eric	35	0	1	1	55
444 Ramo, Karri (G)	40	0	1	1	10
445 McLennan, Jamie (G)	57	0	1	1	34
446 Arnold, Bill	1	0	0	0	0
447 Bartel, Robin	1	0	0	0	0
448 Dome, Robert	1	0	0	0	0
449 Heaphy, Shawn	1	0	0	0	0
450 Keetley, Matt (G)	1	0	0	0	0
451 Lamb, Mark	1	0	0	0	0
452 Lebeau, Patrick	1	0	0	0	0
453 Maki, Tomi	1	0	0	0	0
454 Olsen, Darryl	1	0	0	0	0
455 Ramholt, Tim	1	0	0	0	0
456 Schulte, Paxton	1	0	0	0	2
457 Sharples, Scott (G)	1	0	0	0	0
458 Skalde, Jarrod	1	0	0	0	0
459 Turnbull, Randy	1	0	0	0	2
460 Whitmore, Kay (G)	1	0	0	0	0
461 Ahola, Peter	2	0	0	0	0
462 Bancks, Carter	2	0	0	0	0
463 Bucyk, Randy	2	0	0	0	0
464 Christie, Ryan	2	0	0	0	0



# FLAMES CAREER SCORING

CONTINUED

PLAYER	GP	G	A	PTS	PIM	
465	Chucko, Kris	2	0	0	0	2
466	Curtale, Tony	2	0	0	0	0
467	Freer, Mark	2	0	0	0	4
468	Greentree, Kyle	2	0	0	0	0
469	Hogoboam, Bill	2	0	0	0	0
470	Ivanans, Raitis	2	0	0	0	5
471	Letang, Alan	2	0	0	0	0
472	Mercredi, Vic	2	0	0	0	0
473	Mrozik, Rick	2	0	0	0	0
474	Muzzatti, Jason (G)	2	0	0	0	0
475	Reiersen, Dave	2	0	0	0	2
476	Sundblad, Niklas	2	0	0	0	0
477	Taylor, Danny	2	0	0	0	0
478	Wilson, Rik	2	0	0	0	0
479	Adduono, Rick	3	0	0	0	2
480	Beaudoin, Serge	3	0	0	0	0
481	Bodak, Bob	3	0	0	0	22
482	Boucher, Bryan (G)	3	0	0	0	0
483	Eisenhut, Neil	3	0	0	0	0
484	Garner, Tyrone (G)	3	0	0	0	0
485	Gorman, Dave	3	0	0	0	0
486	Guenette, Steve (G)	3	0	0	0	2
487	Harrer, Tim	3	0	0	0	2
488	Jaffray, Jason	3	0	0	0	0
489	Jantunen, Marko	3	0	0	0	0
490	Letourneau-Leblond, P-L	3	0	0	0	10
491	Nieckar, Barry	3	0	0	0	12
492	Sorochan, Lee	3	0	0	0	0
493	Walker, Howard	3	0	0	0	7
494	Brubaker, Jeff	4	0	0	0	19
495	Craig, Jim (G)	4	0	0	0	0
496	Germyn, Carsen	4	0	0	0	0

PLAYER	GP	G	A	PTS	PIM	
497	Grimson, Stu	4	0	0	0	22
498	Hampson, Gord	4	0	0	0	5
499	Martineau, Don	4	0	0	0	2
500	Modin, Fredrik	4	0	0	0	0
501	Morrow, Scott	4	0	0	0	0
502	Mottau, Mike	4	0	0	0	0
503	Struch, David	4	0	0	0	4
504	Ference, Brad	5	0	0	0	2
505	Piskula, Joe	5	0	0	0	2
506	Sonnenberg, Martin	5	0	0	0	2
507	Wilson, Clay	5	0	0	0	4
508	Wortman, Kevin	5	0	0	0	2
509	Bernhardt, Tim (G)	6	0	0	0	2
510	Scoville, Darrel	6	0	0	0	2
511	Toskalia, Vesa (G)	6	0	0	0	0
512	Van Brabant, Bryce	6	0	0	0	2
513	Chorske, Tom	7	0	0	0	2
514	Conacher, Pat	7	0	0	0	2
515	Ferguson, Craig	8	0	0	0	4
516	Sauve, Philippe (G)	8	0	0	0	21
517	Joseph, Curtis (G)	9	0	0	0	2
518	Desbiens, Guillaume	10	0	0	0	25
519	Thompson, Rocky	15	0	0	0	86
520	D'Amour, Marc (G)	16	0	0	0	22
521	Belanger, Yves (G)	22	0	0	0	0
522	Fuhr, Grant (G)	23	0	0	0	2
523	Pelusa, Mike	23	0	0	0	113
524	Trefilov, Andrei (G)	23	0	0	0	6
525	Karlsson, Henrik (G)	26	0	0	0	0
526	McElhinney, Curtis (G)	29	0	0	0	2
527	MacDonald, Joey (G)	32	0	0	0	2



# FLAMES CAREER GOALTENDERS

GOALTENDER	GP	MP	W	L	T	GA	SO	GAA	WIN %
Toskala, Vesa	6	212	2	0	0	8	0	2.27	.333
Kiprusoff, Miikka	576	33,779	305	192	66	1387	41	2.46	.587
Ortio, Joni	9	500	4	4	0	21	0	2.51	.444
Turek, Roman	152	8,934	63	68	20	376	12	2.53	.483
Wregget, Ken	27	1,589	10	12	4	67	1	2.53	.462
Brothwaite, Fred	138	7854	51	51	24	332	11	2.54	.500
Joseph, Curtis	9	399	3	2	0	17	0	2.55	.333
Ramo, Karri	40	2193	17	15	4	97	2	2.65	.475
McLennan, Jamie	57	3144	17	25	7	143	4	2.73	.298
Karlsson, Henrik	26	1,292	5	9	8	60	0	2.79	.346
Tabaracci, Rick	97	5,373	36	42	10	252	4	2.81	.461
Moss, Tyler	17	919	5	10	1	43	0	2.81	.344
Kidd, Trevor	178	9,746	72	66	26	460	10	2.83	.518
MacDonald, Joey	32	1746	13	13	1	84	1	2.89	.422
Rolason, Dwayne	70	3,823	20	30	11	188	1	2.95	.418
Taylor, Danny	2	120	1	1	0	6	0	3.00	.500
Bouchard, Dan	398	22,853	168	139	75	1,154	20	3.03	.538
Giguere, J-S	22	1,191	7	10	2	61	0	3.07	.421
Trefilov, Andrei	22	1,086	3	10	3	58	2	3.20	.281
Irving, Leland	13	664	3	4	0	36	0	3.25	.385
Myre, Phil	211	12,230	76	95	32	654	11	3.21	.453
Wamsley, Rick	111	6,096	53	30	15	326	4	3.21	.617
McElhinney, Curtis	29	1,170	4	12	1	63	0	3.23	.265
Vernon, Michael	526	29,650	262	170	13	1613	13	3.26	.601
Sauve, Philippe	8	402	3	3	0	22	0	3.28	.375
Reese, Jeff	39	1,911	17	6	3	108	1	3.39	.712
D'Amour, Marc	15	560	2	4	2	32	0	3.43	.375
Sabouring, Dany	4	169	0	3	0	10	0	3.55	.000
Lemelin, Rejean	324	17,698	144	100	46	1,082	6	3.67	.576
Sharples, Scott	1	65	0	0	1	4	0	3.69	.500
Craig, Jim	4	206	1	2	1	13	0	3.79	.375
Fuhr, Grant	23	1,205	5	13	2	77	0	3.83	.300
Riggin, Pat	119	6,713	51	44	17	434	4	3.88	.531
Guenette, Steve	3	179	2	1	0	12	0	4.02	.667
Edwards, Don	114	6,203	40	49	13	420	2	4.06	.456
Belanger, Yves	22	1,119	8	10	0	76	1	4.08	.444
Dadswell, Doug	27	1,346	8	8	3	99	0	4.41	.500
Bernhardt, Tim	6	280	0	5	0	21	0	4.50	.000
Boucher, Brian	3	182	1	2	0	15	0	4.95	.333
Garner, Tyrone	3	139	0	2	0	12	0	5.18	.000
Muzzatti, Jason	2	70	0	1	0	8	0	6.86	.000
Keetley, Matt	1	9	0	0	0	0	0	0.00	.000



# FLAMES LIFETIME SHUTOUTS

**TOTAL FOR: 160**

**TOTAL AGAINST: 146**

GOALTENDER	SCORE	DATE	TEAM	GOALTENDER	SCORE	DATE
M. Vernon	3-0	Apr. 11, 1994	<b>ANAHEIM</b>	G. Hebert	5-0	Mar. 15, 1995
M. Kiprusoff	3-0	Apr. 11, 2006		G. Hebert	7-0	Dec. 20, 1996
M. Kiprusoff	3-0	Nov. 10, 2006		G. Hebert	1-0	Nov. 14, 1998
M. Kiprusoff	1-0 (OT)	Jan. 12, 2012		J-S Giguere/S. Shields	4-0	Dec. 8, 2001
				V. Fasth	4-0	Mar. 8, 2013
			<b>ATLANTA</b>	M. Hnilicka	1-0	Jan. 11, 2002
D. Bouchard	9-0	Mar. 9, 1976	<b>BOSTON</b>	J. Adams	4-0	Nov. 14, 1972
J. McLennan	5-0	Dec. 18, 2003		G. Cheevers	3-0	Jan. 23, 1977
M. Kiprusoff	3-0	Dec. 17, 2005		B. Ranford	6-0	Oct. 26, 1986
				B. Dafoe	3-0	Oct. 18, 1997
				T. Thomas	5-0	Mar. 27, 2010
				T. Rask	9-0	Jan. 5, 2012
				T. Rask	2-0	Dec. 17, 2013
D. Bouchard	3-0	Jan. 9, 1974	<b>BUFFALO</b>	R. Crozier	4-0	Nov. 17, 1974
R. Wamsley	9-0	Nov. 5, 1988		B. Sauve	4-0	Mar. 4, 1981
R. Tabaracci	3-0	Oct. 6, 1996		D. Hasek	2-0	Mar. 24, 1998
R. Turek	3-0	Oct. 31, 2002		M. Noronen	2-0	Oct. 18, 2003
P. Myre	2-0	Oct. 31, 1975	<b>CALIFORNIA / CLEVELAND</b>	G. Simmons	3-0	Oct. 11, 1974
M. Kiprusoff	1-0	Dec. 11, 2003	<b>CAROLINA / HARTFORD</b>	S. Burke	2-0	Mar. 5, 1997
M. Kiprusoff	3-0	Dec. 5, 2006				
K. Ramo	2-0	Jan. 13, 2014				
P. Myre	2-0	Nov. 8, 1974	<b>CHICAGO</b>	T. Esposito	7-0	Mar. 24, 1973
D. Bouchard	2-0	Dec. 7, 1975		T. Esposito	3-0	Feb. 8, 1974
M. Vernon	4-0	Nov. 30, 1987		T. Esposito	4-0	Feb. 23, 1975
R. Tabaracci	1-0	Mar. 27, 1996		T. Esposito	3-0	Dec. 18, 1977
R. Turek	4-0	Oct. 6, 2001		M. Bannerman	3-0	Oct. 11, 1981
R. Turek	2-0	Mar. 7, 2003		E. Belfour	1-0	Mar. 16, 1993
				A. Munro	2-0	Jan. 26, 2006
				R. Emery	2-0	Mar. 26, 2013
A. Trefilov	1-0	Jan. 11, 1994	<b>COLORADO / QUEBEC</b>	R. Sevigny	4-0	Jan. 11, 1985
M. Vernon	3-0	Dec. 19, 2000		M. Denis	4-0	Jan. 5, 2000
R. Turek	2-0	Nov. 10, 2001		D. Aebischer	1-0	Mar. 29, 2001
M. Kiprusoff	2-0	Feb. 24, 2004		D. Aebischer	2-0	Jan. 24, 2002
M. Kiprusoff	2-0	Apr. 13, 2006		P. Budaj	3-0	Mar. 12, 2006
M. Kiprusoff	3-0	Oct. 28, 2008		J. Theodore	2-0	Mar. 24, 2008
M. Kiprusoff	1-0	Nov. 20, 2008				
F. Brathwaite	3-0	Mar. 27, 2001	<b>COLUMBUS</b>	R. Tugnutt	3-0	Mar. 14, 2001
J. McLennan	3-0	Nov. 1, 2003		M. Denis	3-0	Dec. 19, 2002
M. Kiprusoff	2-0	Mar. 18, 2004		F. Norenna	3-0	Mar. 18, 2008
M. Kiprusoff	1-0	Mar. 4, 2008		S. Mason	5-0	Mar. 26, 2009
P. Myre	5-0	Dec. 8, 1976	<b>DALLAS / MINNESOTA</b>	C. Maniago	6-0	Oct. 18, 1972
T. Kidd	6-0	Feb. 11, 1995		C. Maniago	5-0	Nov. 29, 1972
F. Brathwaite	1-0	Jan. 8, 1999		C. Maniago	3-0	Mar. 3, 1973
F. Brathwaite	0-0	Dec. 21, 1999		E. Belfour	0-0	Dec. 21, 1999
M. Kiprusoff	1-0	Mar. 9, 2006		M. Turco	2-0	Mar. 31, 2001
M. Kiprusoff	1-0	Feb. 22, 2008		M. Turco	3-0	Nov. 29, 2001
				M. Turco	4-0	Mar. 22, 2004



## FLAMES LIFETIME SHUTOUTS CONTINUED

GOALTENDER	SCORE	DATE	TEAM	GOALTENDER	SCORE	DATE
D. Bouchard	2-0	Dec. 13, 1972	DETROIT	R. Edwards	1-0	Feb. 3, 1973
D. Bouchard	2-0	Nov. 4, 1973		E. Giacomini	8-0	Mar. 27, 1976
D. Bouchard	4-0	Mar. 10, 1974		E. Giacomini	0-0	Nov. 7, 1976
P. Myre	0-0	Nov. 7, 1976		C. Osgood	3-0	Oct. 27, 1995
R. Lemelin	10-0	Jan. 15, 1981		C. Osgood	4-0	Feb. 19, 1997
M. Vernon	7-0	Jan. 5, 1991		C. Osgood	2-0	Oct. 18, 1998
M. Vernon	3-0	Dec. 14, 1992		C. Joseph	4-0	Oct. 21, 2002
M. Vernon	2-0	Dec. 10, 2001		C. Joseph	5-0	Nov. 19, 2002
M. Kiprusoff	3-0	Nov. 27, 2009		C. Joseph	3-0	Nov. 4, 2003
J. Reese	4-0	Oct. 25, 1992		EDMONTON	B. Ranford	6-0
R. Turek	1-0	Oct. 3, 2001	T. Salo		7-0	Jan. 19, 2000
R. Turek	2-0	Apr. 12, 2002	T. Salo		2-0	Nov. 19, 2000
J. McLennan	1-0	Oct. 14, 2003	M. Garon		5-0	Feb. 4, 2008
M. Kiprusoff	3-0	Oct. 15, 2005	N. Khabibulin		4-0	Oct. 7, 2010
M. Kiprusoff	4-0	Jan. 20, 2007	D. Dubnyk		2-0	Dec. 27, 2013
M. Kiprusoff	3-0	Dec. 10, 2011				
R. Tabaracci	2-0	Jan. 6, 1996	FLORIDA		J. Hurme	3-0
				T. Vokoun	3-0	Oct. 14, 2010
D. Bouchard	5-0	Jan. 17, 1975	LOS ANGELES	R. Vachon	3-0	Dec. 8, 1973
R. Lemelin	7-0	Mar. 3, 1985		R. Vachon	3-0	Jan. 13, 1976
D. Edwards	3-0	Mar. 29, 1985		K. Hrudey	4-0	Oct. 15, 1992
R. Lemelin	5-0	Dec. 12, 1985		S. Fiset	0-0	Oct. 26, 1996
R. Wamsley	5-0	Oct. 25, 1989		J. Storr	3-0	Jan. 14, 1999
R. Wamsley	5-0	Mar. 5, 1990		J. Storr	5-0	Jan. 6, 2001
T. Kidd	0-0	Oct. 26, 1996		F. Potvin	2-0	Feb. 22, 2001
D. Roloson	2-0	Nov. 28, 1996		J. Quick	3-0	Mar. 28, 2012
F. Braithwaite	3-0	Jan. 25, 2001		J. Quick	2-0	Feb. 27, 2014
R. Turek	2-0	Dec. 3, 2001				
M. Kiprusoff	2-0	Feb. 12, 2009				
M. Kiprusoff	1-0	Feb. 18, 2012				
M. Vernon	1-0	Nov. 8, 2000		MINNESOTA	M. Fernandez	3-0
M. Kiprusoff	3-0	Nov. 1, 2005	D. Roloson		3-0	Nov. 7, 2003
M. Kiprusoff	3-0	Jan. 9, 2007	N. Backstrom		4-0	Apr. 3, 2009
M. Kiprusoff	1-0 (SO)	Mar. 27, 2007	N. Backstrom		4-0	Mar. 3, 2010
M. Kiprusoff	3-0	Nov. 29, 2010	N. Backstrom		6-0	Jan. 19, 2011
			N. Backstrom		3-0	Nov. 8, 2011
M. Vernon	3-0	Nov. 9, 1986	MONTREAL	K. Dryden	3-0	Oct. 12, 1972
M. Kiprusoff	1-0	Nov. 10, 2009		B. Larocque	2-0	Dec. 2, 1974
M. Kiprusoff	4-0	Feb. 20, 2011		K. Dryden	4-0	Nov. 25, 1975
				K. Dryden	7-0	Jan. 2, 1977
				B. Larocque	6-0	Jan. 25, 1979
				D. Herron	4-0	Dec. 18, 1980
				P. Roy	4-0	Nov. 11, 1995
				C. Price	2-0	Feb. 4, 2014
M. Vernon	3-0	Dec. 7, 2000	NASHVILLE	M. Dunham	4-0	Apr. 5, 2001
R. Turek	3-0	Dec. 17, 2002		M. Dunham	1-0	Oct. 11, 2001
R. Turek	4-0	Jan. 22, 2004		C. Mason	3-0	Jan. 15, 2008
M. Kiprusoff	3-0	Nov. 1, 2004		D. Ellis	1-0	Jan. 15, 2010
M. Kiprusoff	5-0	Nov. 30, 2009		P. Rinne	2-0	Oct. 22, 2011
M. Kiprusoff	1-0 (OT)	Oct. 19, 2010				
M. Kiprusoff	1-0	Nov. 29, 2011				



# FLAMES LIFETIME SHUTOUTS

CONTINUED

GOALTENDER	SCORE	DATE	TEAM	GOALTENDER	SCORE	DATE	
P. Myre	1-0	Nov. 20, 1974	NEW JERSEY / COLORADO /	M. Dunham	5-0	Dec. 16, 1996	
D. Bouchard	4-0	Mar. 2, 1975		M. Brodeur	1-0 (OT)	Dec. 23, 2007	
P. Riggan	11-0	Apr. 1, 1982	KANSAS CITY				
D. Edwards	7-0	Mar. 14, 1983					
K. Ramo	1-0	Apr. 7, 2014					
P. Myre	4-0	Nov. 16, 1972	NY ISLANDERS	B. Smith	2-0	Oct. 17, 1975	
P. Myre	4-0	Dec. 17, 1972		B. Smith	7-0	Oct. 12, 1976	
F. Brathwaite	5-0	Dec. 2, 1999		B. Smith /G. Hogosta	9-0	Nov. 1, 1977	
F. Brathwaite	2-0	Oct. 14, 2000		C. Resch	5-0	Jan. 20, 1981	
P. Myre	1-0	Mar. 14, 1975	NY RANGERS	G. Villemure	6-0	Feb. 4, 1973	
D. Bouchard	6-0	Apr. 1, 1978		J. Vanbiesbrouck	4-0	Nov. 4, 1991	
M. Vernon	3-0	Dec. 15, 1992		D. Blackburn	1-0 (OT)	Nov. 7, 2002	
J. McLennan	5-0	Jan. 5, 2004					
M. Kiprusoff	3-0	Dec. 7, 2008					
A. Trefilov	10-0	Jan. 15, 1994	OTTAWA	P. Lalime	1-0	Jan. 9, 2003	
M. Kiprusoff	1-0	Oct. 12, 2006					
M. Kiprusoff	2-0	Mar. 11, 2010					
D. Bouchard	3-0	Nov. 1, 1978	PHILADELPHIA	B. Parent	1-0	Jan. 13, 1974	
D. Bouchard	5-0	Jan. 16, 1979		B. Parent	4-0	Nov. 20, 1977	
P. Lemelin	5-0	Feb. 16, 1987		P. Peeters	8-0	Oct. 28, 1980	
M. Vernon	6-0	Dec. 4, 1993		B. Froese	3-0	Jan. 12, 1986	
T. Kidd	1-0	Oct. 13, 1996		D. Rousssel	3-0	Feb. 27, 1992	
M. Kiprusoff	0-1 (SO)	Dec. 6, 2005		A. Niittymaki	1-0 (SO)	Dec. 6, 2005	
				R. Emery	3-0	Feb. 1, 2010	
D. Bouchard	8-0	Nov. 6, 1979		PHOENIX / WINNIPEG	D. Berthiaume	9-0	Feb. 3, 1988
R. Riggan	2-0	Jan. 8, 1980			B. Essensa	1-0	Feb. 26, 1989
R. Turek	2-0	Mar. 24, 2003	C. Joseph		2-0	Oct. 17, 2005	
R. Turek	4-0	Mar. 24, 2004	I. Bryzgalov		3-0	Mar. 10, 2011	
M. Kiprusoff	1-0	Mar. 31, 2004	M. Smith		4-0	Feb. 18, 2013	
			T. Greiss		6-0	Jan. 7, 2014	
D. Bouchard	1-0	Jan. 18, 1978	PITTSBURGH	J. Hedberg	2-0	Dec. 21, 2002	
D. Bouchard	2-0	Nov. 3, 1978		M. Fleury	2-0	Mar. 25, 2009	
P. Riggan	4-0	Jan. 16, 1982					
M. Vernon	2-0	Mar. 12, 1994	SAN JOSE	M. Vernon / K. Hrudely	6-0	Apr. 7, 1998	
T. Kidd	3-0	Feb. 24, 1995		E. Nabokov	8-0	Dec. 4, 2000	
R. Tabaracci	6-0	Apr. 12, 1996		E. Nabokov	2-0	Feb. 6, 2002	
F. Brathwaite	3-0	Apr. 1, 2000		A. Niemi	1-0	Jan. 24, 2012	
F. Brathwaite	1-0	Jan. 3, 2001					
M. Kiprusoff	2-0	Mar. 4, 2006					
M. Kiprusoff	4-0	Oct. 24, 2010					
D. Bouchard	1-0	Oct. 13, 1973	ST. LOUIS	E. Johnston	9-0	Nov. 2, 1974	
D. Bouchard	1-0	Dec. 4, 1976		Y. Belanger	3-0	Mar. 11, 1975	
D. Bouchard	3-0	Oct. 27, 1979		M. Liut	7-0	Nov. 10, 1981	
R. Turek/M. Vernon	2-0	Nov. 17, 2001		G. Fuhr	2-0	Nov. 16, 1996	
R. Turek	3-0	Mar. 14, 2004		B. Johnson	4-0	Dec. 15, 2001	
M. Kiprusoff	3-0	Nov. 14, 2006		T. Barrasso	1-0	Nov. 16, 2002	
M. Kiprusoff	1-0	Feb. 27, 2011		M. Legace	3-0	Nov. 25, 2007	
M. Kiprusoff	6-0	Mar. 1, 2011		T. Conklin	2-0	Jan. 25, 2010	
				B. Elliott	2-0	Nov. 25, 2011	
				J. Halak	5-0	Jan. 9, 2014	
T. Kidd	10-0	Jan. 2, 1996	TAMPA BAY	D. Puppa	4-0	Feb. 24, 1994	
				B. Bishop	2-0	Jan. 3, 2014	

## FLAMES LIFETIME SHUTOUTS CONTINUED

GOALTENDER	SCORE	DATE	TEAM	GOALTENDER	SCORE	DATE
D. Bouchard	1-0	Jan. 12, 1973	TORONTO	M. Palmateer	4-0	Nov. 9, 1977
D. Bouchard	3-0	Apr. 2, 1975		D. Puppa	4-0	Mar. 28, 1993
Y. Belanger	3-0	Dec. 31, 1977				
T. Kidd	4-0	Dec. 27, 1995				
T. Kidd	3-0	Feb. 15, 1997				
F. Brothwaite	4-0	Jan. 15, 2000				
M. Kiprusoff	1-0	Jan. 6, 2006				
D. Bouchard	2-0	Dec. 7, 1973	VANCOUVER	E. Dycck	5-0	Feb. 16, 1973
M. Vernon	4-0	Feb. 21, 1986		G. Smith	3-0	Oct. 23, 1973
R. Lemelin	2-0	Feb. 24, 1987		G. Smith	3-0	Mar. 15, 1974
R. Wamsley	2-0	Dec. 15, 1988		G. Hanlon	3-0	Dec. 5, 1978
T. Kidd	2-0	Mar. 26, 1995		R. Brodeur	5-0	Nov. 18, 1986
T. Kidd	4-0	Mar. 23, 1996		K. McLean	11-0	Mar. 1, 1992
T. Kidd	3-0	Feb. 1, 1997		K. McLean	5-0	Apr. 13, 1996
F. Brothwaite	2-0	Dec. 26, 1999		G. Snow	2-0	Apr. 12, 1999
F. Brothwaite	5-0	Dec. 29, 2000		P. Skudra	2-0	Jan. 26, 2002
M. Kiprusoff	1-0	Nov. 5, 2005		D. Cloutier	3-0	Oct. 10, 2002
				D. Cloutier	2-0	Dec. 26, 2003
				R. Luongo	6-0	Oct. 9, 2008
				E. Lack	2-0	Dec. 29, 2013
P. Myre	3-0	Jan. 5, 1975	WASHINGTON	R. Tabaracci	0-0	Oct. 30, 1998
P. Myre	5-0	Mar. 23, 1975				
P. Myre	7-0	Nov. 3, 1976				
P. Rigglin	3-0	Feb. 21, 1980				
R. Lemelin	6-0	Jan. 8, 1981				
K. Wregget	0-0	Oct. 30, 1998				
M. Kiprusoff	1-0	Feb. 18, 2012				

GOALTENDER	SCORE	DATE	LAST SHUTOUT	GOALTENDER	SCORE	DATE
K. Ramo	1-0 (vs. NJD)	Apr. 7, 2014	LONGEST TIME BETWEEN SHUTOUTS	J. Quick (LAK)	2-0	Feb. 27, 2014
	153 games Mar. 14, 1983 through Mar. 3, 1985					264 games Nov. 12, 1981 through Jan. 11, 1985 (NHL RECORD)
	4		GAMES SINCE LAST SHUTOUT		23	



# LIFETIME HOME AND AWAY vs NHL

CONTINUED

## OVERALL

FLAMES VS.	GP	W	L	T	GF	GA	PTS	%
Anaheim Ducks	86	35	36	15	233	241	85	0.494
Phoenix Coyotes	177	82	69	26	636	587	190	0.537
Boston Bruins	99	33	56	10	300	345	76	0.384
Buffalo Sabres	99	35	45	19	306	347	89	0.449
Carolina Hurricanes	65	40	17	8	271	205	88	0.677
Chicago Blackhawks	158	63	64	31	466	493	157	0.497
Cleveland Barons	26	15	7	4	94	67	34	0.654
Colorado Avalanche	149	67	55	27	489	467	161	0.540
Columbus Blue Jackets	47	22	20	5	118	124	49	0.521
Dallas Stars	158	70	57	31	492	482	171	0.541
Detroit Red Wings	152	66	65	21	494	491	153	0.503
Edmonton Oilers	219	109	88	22	760	717	240	0.548
Florida Panthers	25	13	7	5	60	58	31	0.620
Los Angeles Kings	221	112	84	25	822	731	249	0.563
Minnesota Wild	77	42	22	13	174	172	97	0.630
Montreal Canadiens	107	36	55	16	297	357	88	0.411
Nashville Predators	59	26	27	6	159	168	58	0.492
New Jersey Devils	95	60	22	13	368	253	133	0.700
New York Islanders	108	44	43	21	339	361	109	0.505
New York Rangers	109	54	35	20	422	345	128	0.587
Ottawa Senators	33	16	12	5	100	80	37	0.561
Philadelphia Flyers	111	42	55	14	360	390	98	0.441
Pittsburgh Penguins	98	38	41	19	351	331	95	0.485
San Jose Sharks	102	52	38	12	311	291	116	0.569
St. Louis Blues	160	74	68	18	492	488	166	0.519
Tampa Bay Lightning	28	13	11	4	94	84	30	0.536
Toronto Maple Leafs	126	59	54	13	468	430	131	0.520
Vancouver Canucks	255	123	87	45	860	811	291	0.571
Washington Capitals	87	41	32	14	319	273	96	0.552
Winnipeg Jets	16	8	7	1	50	46	17	0.531
<b>TOTAL</b>	<b>3,254</b>	<b>1,491</b>	<b>1,279</b>	<b>484</b>	<b>10,717</b>	<b>10,246</b>	<b>3,466</b>	<b>0.533</b>

### GAME NOTES FOR HOME AND AWAY VS NHL:

- Phoenix includes games vs. Winnipeg
- Dallas includes games vs. Minnesota
- Winnipeg includes games vs. Atlanta.
- New Jersey includes games vs. Kansas City and Colorado
- Colorado includes games vs. Quebec
- Carolina includes games vs. Hartford
- Totals are inclusive of Cleveland Barons

### STATS NOTES FOR HOME AND AWAY VS NHL:

- GF does not include artificial "goals" awarded for a shootout victory
- T = single points earned via tie, overtime/shootout loss



# LIFETIME HOME AND AWAY vs NHL

## HOME

FLAMES VS.	GP	W	L	T	GF	GA	PTS	%
Anaheim Ducks	43	27	14	2	129	100	56	0.651
Phoenix Coyotes	89	50	28	11	350	270	111	0.624
Boston Bruins	48	20	24	4	168	161	44	0.458
Buffalo Sabres	50	21	18	11	169	152	53	0.530
Carolina Hurricanes	33	25	6	2	156	100	52	0.788
Chicago Blackhawks	80	36	28	16	247	236	88	0.550
Cleveland Barons	13	8	4	1	51	34	17	0.654
Colorado Avalanche	74	36	25	13	253	216	85	0.574
Columbus Blue Jackets	24	14	5	5	71	55	33	0.688
Dallas Stars	78	41	20	17	255	201	99	0.635
Detroit Red Wings	77	42	27	8	269	219	92	0.597
Edmonton Oilers	109	62	37	10	414	342	134	0.615
Florida Panthers	12	6	4	2	31	32	14	0.583
Los Angeles Kings	112	66	33	13	464	352	145	0.647
Minnesota Wild	38	24	7	7	92	77	55	0.724
Montreal Canadiens	55	22	26	7	171	177	51	0.464
Nashville Predators	29	15	9	5	86	72	35	0.603
New Jersey Devils	46	31	6	9	198	120	71	0.772
New York Islanders	53	26	15	12	187	159	64	0.604
New York Rangers	53	30	11	12	229	158	72	0.679
Ottawa Senators	17	11	5	1	58	35	23	0.676
Philadelphia Flyers	56	25	21	10	215	186	60	0.536
Pittsburgh Penguins	50	27	14	9	211	152	63	0.630
San Jose Sharks	51	29	16	6	168	130	64	0.627
St. Louis Blues	80	41	31	8	247	218	90	0.563
Tampa Bay Lightning	14	7	6	1	44	39	15	0.536
Toronto Maple Leafs	67	39	23	5	259	206	83	0.619
Vancouver Canucks	126	69	37	20	464	369	158	0.627
Washington Capitals	42	26	9	7	168	107	59	0.702
Winnipeg Jets	8	6	2	0	31	21	12	0.750
<b>TOTAL</b>	<b>1,627</b>	<b>882</b>	<b>511</b>	<b>234</b>	<b>5,860</b>	<b>4,698</b>	<b>1,998</b>	<b>0.614</b>

## AWAY

FLAMES VS.	GP	W	L	T	GF	GA	PTS	%
Anaheim Ducks	43	8	22	13	104	141	29	0.337
Phoenix Coyotes	88	32	41	15	286	317	79	0.449
Boston Bruins	51	13	32	6	132	184	32	0.314
Buffalo Sabres	49	14	27	8	137	195	36	0.367
Carolina Hurricanes	32	15	11	6	115	105	36	0.563
Chicago Blackhawks	78	27	36	15	219	257	69	0.442
Cleveland Barons	13	7	3	3	43	33	17	0.654
Colorado Avalanche	75	31	30	14	236	251	76	0.507
Columbus Blue Jackets	25	9	15	1	52	74	19	0.380
Dallas Stars	80	29	37	14	237	281	72	0.450
Detroit Red Wings	75	24	38	13	225	272	61	0.407
Edmonton Oilers	110	47	51	12	346	375	106	0.482
Florida Panthers	13	7	3	3	29	26	17	0.654
Los Angeles Kings	109	46	51	12	358	379	104	0.477
Minnesota Wild	39	18	15	6	82	95	42	0.538
Montreal Canadiens	52	14	29	9	126	180	37	0.356
Nashville Predators	30	11	18	1	73	96	23	0.383
New Jersey Devils	49	29	16	4	170	133	62	0.633
New York Islanders	55	18	28	9	152	202	45	0.409
New York Rangers	56	24	24	8	193	187	56	0.500
Ottawa Senators	16	5	7	4	42	45	14	0.438
Philadelphia Flyers	55	17	34	4	145	204	38	0.345
Pittsburgh Penguins	48	11	27	10	140	179	32	0.333
San Jose Sharks	51	23	22	6	143	161	52	0.510
St. Louis Blues	80	33	37	10	245	270	76	0.475
Tampa Bay Lightning	14	6	5	3	50	45	15	0.536
Toronto Maple Leafs	59	20	31	8	209	224	48	0.407
Vancouver Canucks	129	54	50	25	396	442	133	0.516
Washington Capitals	45	15	23	7	151	166	37	0.411
Winnipeg Jets	8	2	5	1	19	25	5	0.313
<b>TOTAL</b>	<b>1,627</b>	<b>609</b>	<b>768</b>	<b>250</b>	<b>4,875</b>	<b>5,548</b>	<b>1,468</b>	<b>0.451</b>

GAME NOTES FOR HOME AND AWAY VS NHL: Phoenix includes games vs. Winnipeg, Dallas includes games vs. Minnesota, Winnipeg includes games vs. Atlanta, New Jersey includes games vs. Kansas City and Colorado, Colorado includes games vs. Quebec, Carolina includes games vs. Hartford. Totals are inclusive of Cleveland Barons.

STATS NOTES FOR HOME AND AWAY VS NHL: GF does not include artificial "goals" awarded for a shootout victory, T = single points earned via tie, overtime/shootout loss.



# FLAMES ALL-TIME TEAM RECORDS

## LONGEST STREAKS

---

### WINNING: 10 GAMES

Oct. 14 through Nov. 3, 1978

### UNBEATEN: 13 GAMES

Nov. 10 through Dec. 8, 1988

### LOSING: 11 GAMES

Dec. 14, 1985 through Jan. 7, 1986

### WINLESS: 11 GAMES

Dec. 14, 1985 through Jan. 7, 1986

### HOME WINNING: 10 GAMES

Nov. 7 through Dec. 12, 2006

### CONSECUTIVE HOME POINTS EARNED:

18 GAMES. Dec. 29, 1990 through Mar. 14, 1991

### HOME LOSING (IN REGULATION): 7 GAMES

Dec. 27, 2013 through Jan. 16, 2014

### HOME WINLESS: 10 GAMES

Oct. 21 through Dec. 4, 2000

### ROAD WINNING: 7 GAMES

Nov. 10 through Dec. 4, 1988

### CONSECUTIVE ROAD POINTS EARNED:

10 Games. Nov. 4 through Nov. 30, 2009

### ROAD LOSING (IN REGULATION): 11 GAMES

Feb. 28 through Apr. 6, 2013

### ROAD WINLESS: 13 GAMES (2 TIMES)

Feb. 3 through Mar. 29, 1973

Feb. 18 through Apr. 6, 2013

## MOST

---

### WINS, ONE SEASON: 54

1988-89

### HOME WINS, ONE SEASON: 32

1988-89

### ROAD WINS, ONE SEASON: 22

1987-88; 1988-89

### ROAD WINS, ONE TRIP: 6

Dec. 9-18, 2007

### TIES NHL RECORD

### LOSSES, ONE SEASON: 41

1996-97

### HOME LOSSES, ONE SEASON: 20

1998-99

### ROAD LOSSES, ONE SEASON: 24

1997-98

### TIES, ONE SEASON: 19

1977-78

## FEWEST

---

### WINS, ONE SEASON: 25

1972-73

### HOME WINS, ONE SEASON: 12

2000-01

### ROAD WINS, ONE SEASON: 8

1997-98

### LOSSES, ONE SEASON: 17

1988-89

### HOME LOSSES, ONE SEASON: 4

1988-89

### ROAD LOSSES, ONE SEASON: 12

1987-88

### TIES, ONE SEASON: 3

1986-87

### TIES NHL RECORD

## MOST

---

### POINTS, ONE SEASON: 117

1988-89 (54 Wins, 9 Ties)

### HOME POINTS, ONE SEASON: 68

1988-89 (32 Wins, 4 Ties)

### ROAD POINTS, ONE SEASON: 50

1987-88 (22 Wins, 6 Ties)

## FEWEST

---

### POINTS, ONE SEASON: 65

1972-73 (25 Wins, 15 Ties)

### HOME POINTS, ONE SEASON: 35

2000-01 (12 Wins, 9 Ties, 2 OTL)

### ROAD POINTS, ONE SEASON: 25

1997-98 (8 Wins, 9 Ties)

## MOST

---

### GOALS FOR, ONE SEASON: 397

1987-88

### HOME GOALS FOR, ONE SEASON: 217

1987-88

### ROAD GOALS FOR, ONE SEASON: 180

1987-88

### 50-GOAL SCORERS, ONE SEASON: 2

1987-88 (Nieuwendyk, Loob)

1988-89 (Nieuwendyk, Mullen)

### 40-GOAL SCORERS, ONE SEASON: 4

1987-88 (Nieuwendyk, Loob, Bullard,

Mullen)

### TIES NHL RECORD

### 30-GOAL SCORERS, ONE SEASON: 4

1981-82 (McDonald, Bridgman, LaVallee,

Peplinski)

1983-84 (Beers, McDonald, Nilsson,

Loob)

1987-88 (Nieuwendyk, Loob, Bullard,

Mullen)

1989-90 (Nieuwendyk, Roberts, Mullen,

Fleury)

1993-94 (Roberts, Reichel, Fleury,

Nieuwendyk)

### 20-GOAL SCORERS, ONE SEASON: 9

1989-90 (Nieuwendyk, Roberts, Mullen,

Fleury, MacInnis, Ranheim, Makarov,

Gilmour, MacLellan)

### GOALS AGAINST, ONE SEASON: 345

1981-82

### HOME GOALS AGAINST, ONE SEASON: 154

1985-86

### ROAD GOALS AGAINST, ONE SEASON: 204

1981-82

## FEWEST

---

### GOALS FOR, ONE SEASON: 186

2003-04

### HOME GOALS FOR, ONE SEASON: 93

2003-04

### ROAD GOALS FOR, ONE SEASON: 85

1972-73

### GOALS AGAINST, ONE SEASON: 176

2003-04

### HOME GOALS AGAINST, ONE SEASON: 73

2005-06

### ROAD GOALS AGAINST, ONE SEASON: 91

2003-04

## MOST

---

### GOALS FOR, ONE GAME: 13

Feb. 10, 1993, Calgary 13 San Jose 1

### GOALS FOR, ONE HOME GAME: 13

Feb. 10, 1993, Calgary 13 San Jose 1

### GOALS FOR, ONE ROAD GAME: 11

Jan. 25, 1988, Calgary 11 Toronto 3

### GOALS AGAINST, ONE GAME: 12

Oct. 29, 1981, Calgary 4 Detroit 12

### GOALS AGAINST, ONE HOME GAME: 10:

Dec. 28, 1978, Calgary 4 NY Islanders 10;

Nov. 26, 1996, Calgary 1 Edmonton 10

### GOALS AGAINST, ONE ROAD GAME: 12

Oct. 29, 1981, Calgary 4 Detroit 12

### GOALS FOR, ONE PERIOD: 7

Oct. 17, 1988, 3rd period, Calgary 11

Los Angeles 4

### GOALS AGAINST, ONE PERIOD: 6

Nov. 8, 1981, 3rd period, Calgary 4

Chicago 10

Jan. 18, 1983, 1st period, Calgary 2

Montreal 7

Nov. 13, 1983, 3rd period, Calgary 2

Buffalo 11

Jan. 3, 1984, 1st period, Calgary 6

Edmonton 9

Jan. 7, 1984, 3rd period, Calgary 1

Los Angeles 7

### TOTAL GOALS, ONE GAME: 18

Feb. 23, 1991, Calgary 10 Quebec 8

### TOTAL GOALS, ONE PERIOD: 10

Jan. 16, 1987 at Vancouver (5-9), 1st

period, Calgary 4 Vancouver 6



# FLAMES ALL-TIME TEAM RECORDS CONTINUED

## LARGEST

---

### WINNING MARGIN: 12 GOALS

Feb. 19, 1993, Calgary 13 San Jose 1

### LOSING MARGIN: 11 GOALS

Mar. 1, 1992, Calgary 0 Vancouver 11

### TIE: 8-8

Oct. 17, 1989 at Quebec

### SHUTOFF FOR: 11-0

Apr. 1, 1982, Calgary 11 Colorado 0

### SHUTOFF AGAINST: 0-11

Mar. 1, 1992, Calgary 0 Vancouver 11

## MOST

---

### POWER-PLAY GOALS, ONE SEASON: 109

1987-88

### POWER-PLAY GOALS, ONE GAME: 5

Jan. 15, 1981, Calgary 10 Detroit 0  
Apr. 4, 1986, Calgary 9 Edmonton 3  
Feb. 25, 1990, Calgary 10 Edmonton 4  
Oct. 8, 1992, Calgary 7 Edmonton 2

### POWER-PLAY GOALS, ONE GAME BOTH TEAMS: 8

Mar. 30, 1988, Calgary 7 at  
Los Angeles 9, (3-5)

### POWER-PLAY GOALS AGAINST, ONE GAME:

6. Mar. 1, 1992, Calgary 0 Vancouver 11

### SHORTHANDED GOALS, ONE SEASON: 23

1987-88

### SHORTHANDED GOALS AGAINST, ONE SEASON: 21

1984-85

### SHORTHANDED GOALS FOR, ONE GAME: 3

Mar. 9, 1991, Calgary 8 St. Louis 4  
Oct. 17, 1997, Calgary 6 Colorado 5, OT

### SHORTHANDED GOALS AGAINST, ONE GAME: 3

Jan. 13, 1985 Calgary 1 Philadelphia 7  
Oct. 16, 1996 Calgary 2 Montreal 4  
Dec. 20, 1996 Calgary 0 Anaheim 7  
Apr. 9, 1998 Calgary 3 Vancouver 6

### CONSECUTIVE GAMES SCORING

#### SHORTHANDED GOALS, FOR: 4

Nov. 13 through Nov. 19, 1987, 5 goals

### CONSECUTIVE GAMES SCORING

#### SHORTHANDED GOALS, AGAINST: 4

Apr. 9 through Apr. 15, 1998, 6 goals

### CONSECUTIVE GAMES SCORING HAT TRICKS FOR: 4

Oct. 31 through Nov. 5, 1992, Makarov,  
Nieuwendyk, Fleury, Leeman

## FASTEST

---

### TWO GOALS FOR: 0:04

Oct. 17, 1989 at Quebec, Doug Gilmour  
at 19:45 and Paul Ranheim at 19:49,  
3rd period

### TIES NHL RECORD

### TWO GOALS FOR, ONE PLAYER: 0:06

Mar. 22, 1984 vs. Detroit, Lanny  
McDonald at 16:23 and 16:29, 1st period

### TWO GOALS FOR, BOTH TEAMS: 0:04

Mar. 15, 1977 vs. Pittsburgh, Wayne  
Bianchin (15:31) and Flames Guy  
Chouinard (15:35), 3rd period  
Nov. 26, 2006 at Anaheim, Flames  
Daymond Langkow (19:39) and  
Anaheim Todd Marchant (19:43), 3rd  
period

### THREE GOALS FOR: 0:36

Feb. 10, 1993 vs. San Jose, Suter  
0:17, Lindberg 0:40 and Stern 0:53,  
3rd period

### FOUR GOALS FOR: 1:21

Feb. 10, 1993 vs. San Jose, Fleury 19:32,  
2nd; Suter 0:17, Lindberg 0:40 and  
Stern 0:53, 3rd, 2nd and 3rd periods

### FIVE GOALS FOR: 4:48

Mar. 12, 1975 vs. Vancouver

### SIX GOALS FOR: 7:29

Feb. 25, 1981 vs. NY Islanders

### TWO GOALS FOR, START OF GAME: 0:32

Mar. 11, 1987, at Hartford, 0:09  
Risebrough and 0:32 Patterson

### THREE GOALS FOR, START OF PERIOD: 0:53

Feb. 10, 1993 vs. San Jose, Suter  
0:17, Lindberg 0:40 and Stern 0:53,  
3rd period

### TWO SHORTHANDED GOALS FOR: 0:04

Oct. 17, 1989 at Quebec (8-8, OT),  
Gilmour (19:45) and Ranheim (19:49),  
3rd period

### NHL RECORD

## MOST

---

### SHOTS ON GOAL FOR, ONE GAME: 59

Mar. 15, 1977 vs. Pittsburgh  
Feb. 23, 1991 vs. Quebec

### SHOTS AGAINST, ONE GAME: 57

Jan. 23, 1975 vs. NY Rangers

### SHOTS FOR, ONE PERIOD: 25 (2 TIMES)

Nov. 5, 1988 vs. Edmonton (4-4),  
2nd period  
Nov. 14, 2005 vs. Minnesota (3-2),  
3rd period

### SHOTS AGAINST, ONE PERIOD: 28

Mar. 12, 2009 at Detroit (6-5) SO,  
3rd period

## FEWEST

---

### SHOTS ON GOAL FOR, ONE GAME: 8

Oct. 27, 1995 vs. Detroit (0-3)

### SHOTS AGAINST, ONE GAME: 12

Nov. 9, 1988 at Buffalo (2-3)  
Dec. 6, 1988 vs. Quebec (3-2)  
Nov. 24, 1993 vs. Toronto (5-3)  
Apr. 6, 1994 vs. Anaheim (4-2)  
Mar. 21, 1999 vs. NY Islanders (2-1)

### SHOTS FOR, ONE PERIOD: 1

Mar. 7, 1982 at Pittsburgh (4-4),  
1st period  
Apr. 2, 1987 at Edmonton (4-4),  
1st period  
Dec. 11, 1998 at Tampa Bay (2-1),  
3rd period  
Dec. 14, 1999 at St. Louis (1-1),  
1st period

Mar. 16, 2004 at Detroit (4-1), 1st period

Apr. 2, 2009 at Dallas (2-1), 3rd period

Oct. 13, 2011 at Montreal (4-1),

3rd period

### SHOTS AGAINST, ONE PERIOD: 0

Nov. 27, 1974 vs. Kansas City (4-2),  
2nd period  
Mar. 24, 2003 vs. Phoenix (2-0),  
1st period

## MOST

---

### SHUTOFFS, ONE SEASON: 11

Mikko Kiprusoff (4)  
Jamie McLennan (4)  
Roman Turek (3), 2003-04

### PENALTY SHOTS, ONE SEASON: 5

2003-04

### PENALTY SHOTS SUCCESSFUL, ONE

#### SEASON: 3

1986-87

## LONGEST

---

### NON-SHUTOFF STREAK: 264 GAMES

Nov. 12, 1981 through Jan. 9, 1985

### NHL RECORD

### CONSECUTIVE SHUTOFF MINUTES, FOR: 161:11

Apr. 8, 2006, 2:27, overtime at  
Vancouver; Apr. 11, 2006  
vs. Anaheim to Apr. 15, 2006, 3rd period  
at Los Angeles

### CONSECUTIVE SHUTOFF MINUTES, AGAINST: 182:42

Nov. 5, 2002, 3:21, 1st period to Nov. 11,  
2002, 15:12, 3rd period

### LOWEST TEAM GOALS AGAINST AVERAGE: 2.15

2003-04

### HIGHEST TEAM SAVE PERCENTAGE: 91.6

2003-04



# FLAMES ALL-TIME INDIVIDUAL RECORDS

## MOST

### **MOST SEASONS: 16**

Jarome Iginla, 1996-2013

### **MOST GAMES PLAYED: 1,219**

Jarome Iginla, 1996-2013

### **MOST POINTS, CAREER: 1,095**

Jarome Iginla, 1996-2013 (525 goals, 570 assists)

### **MOST GOALS, CAREER: 525**

Jarome Iginla, 1996-2013

### **MOST ASSISTS, CAREER: 609**

Al MacInnis

### **MOST PENALTY MINUTES, CAREER: 2405**

Tim Hunter

### **LONGEST CONSECUTIVE GAME STREAK: 441**

Jarome Iginla, Oct. 4, 2007 to Mar. 26, 2013

### **MOST SHUTOUTS, CAREER: 41**

Miikka Kiprusoff, 2003-2012

### **MOST WINS, GOALTENDER CAREER: 297**

Miikka Kiprusoff, 2003-2012

## MOST POINTS

### **ONE SEASON: 131**

Kent Nilsson, 1980-81

### **ONE SEASON, BY A CENTRE: 131**

Kent Nilsson, 1980-81

### **ONE SEASON, BY A LEFT WING: 90**

Gary Roberts, 1991-92

### **ONE SEASON, BY A RIGHT WING: 110**

Joe Mullen, 1988-89

### **ONE SEASON, BY A DEFENCEMAN: 103**

Al MacInnis, 1990-91

### **ONE SEASON, BY A ROOKIE: 92**

Joe Nieuwendyk, 1987-88

### **ONE SEASON SERIES: 21**

Joe Mullen vs. Los Angeles (8 games), 1988-89, (14 goals, 7 assists)

### **CONSECUTIVE GAMES SCORING: 16**

Gary Suter, 1987-88

Gary Roberts, 1991-92

Jarome Iginla, 1999-00

### **ONE GAME: 7**

Sergei Makarov, Feb. 25, 1990 vs. Edmonton, (2 goals, 5 assists)

### **ONE PERIOD: 4**

Gary Suter, Apr. 4, 1986 vs. Edmonton, 2nd, 4 assists

Joe Nieuwendyk, Jan. 11, 1989 vs. Winnipeg, 3rd, 4 goals

Al MacInnis, Mar. 28, 1991 vs. Edmonton, 1st, (1 goal, 3 assists)

Olli Jokinen, Feb. 14, 2011 at Colorado, 1st, (1 goal, 3 assists)

### **ONE GAME BY A GOALTENDER: 3**

Jeff Reese, Feb. 10, 1993 vs. San Jose, 3 assists

### **NHL RECORD**

## MOST GOALS

### **ONE SEASON: 66**

Lanny McDonald, 1982-83

### **ONE SEASON, BY A CENTRE: 51**

Joe Nieuwendyk, 1987-88; 1988-89

### **ONE SEASON, BY A LEFT WING: 53**

Gary Roberts, 1991-92

### **ONE SEASON, BY A RIGHT WING: 66**

Lanny McDonald, 1982-83

### **ONE SEASON, BY A DEFENCEMAN: 28**

Al MacInnis, 1989-90; 1990-91; 1993-94

### **ONE SEASON, BY A ROOKIE: 51**

Joe Nieuwendyk, 1987-88

### **ONE SEASON SERIES: 14**

Joe Mullen vs. Los Angeles (8 games), 1988-89

### **CONSECUTIVE GAMES SCORING: 8**

Kent Nilsson, 1983-84

Gary Roberts, 1992-93

### **ONE GAME: 5**

Joe Nieuwendyk, Jan. 11, 1989 vs. Winnipeg

### **ONE PERIOD: 4**

Joe Nieuwendyk, Jan. 11, 1989 vs. Winnipeg, 3rd period

### **TIES NHL RECORD**

### **POWER-PLAY GOALS, ONE SEASON: 31**

Joe Nieuwendyk, 1987-88

### **SHORTHANDED GOALS, ONE SEASON: 9**

Kent Nilsson, 1984-85

### **SHORTHANDED GOALS, ONE GAME: 3**

Theoren Fleury, Mar. 9, 1991 at St. Louis

### **FIRST GOALS OF THE GAME, ONE SEASON: 14**

Kent Nilsson, 1980-81

### **GAME WINNING GOALS, ONE SEASON: 12**

Joe Mullen, 1986-87

### **GAME TYING GOALS, ONE SEASON: 4**

Eric Veil, 1974-75

Jacques Richard, 1974-75

Kent Nilsson, 1980-81

Jim Peplinski, 1981-82

### **OVERTIME GOALS, ONE SEASON: 3**

Joe Nieuwendyk, 1988-89

## MOST ASSISTS

### **ONE SEASON: 82**

Kent Nilsson, 1980-81

### **ONE SEASON, BY A CENTRE: 82**

Kent Nilsson, 1980-81

### **ONE SEASON, BY A LEFT WING: 59**

Alex Tanguay, 2006-07

### **ONE SEASON, BY A RIGHT WING: 71**

Bob MacMillan, 1978-79

### **ONE SEASON, BY A DEFENCEMAN: 75**

Al MacInnis, 1990-91

### **ONE SEASON, BY A ROOKIE: 62**

Sergei Makarov, 1989-90

### **ONE SEASON, SERIES: 13**

Paul Reinhart vs. Edmonton (7 games), 1982-83

Guy Chouinard vs. Edmonton (8 games), 1982-83

### **CONSECUTIVE GAMES SCORING: 9**

Kent Nilsson, 1984-85

Al MacInnis, 1986-87

Gary Suter, 1987-88

### **ONE GAME: 6**

Guy Chouinard, Feb. 25, 1981 vs.

NY Islanders

Gary Suter, Apr. 4, 1986 vs. Edmonton

### **ONE PERIOD: 4**

Gary Suter, Apr. 4, 1986 vs. Edmonton, 2nd period

## MOST PENALTIES

### **MINUTES, ONE SEASON: 375**

Tim Hunter, 1988-89

### **MINUTES ONE SEASON, BY A CENTRE: 213**

Joel Otto, 1988-89

### **MINUTES ONE SEASON, BY A LEFT WING: 282**

Gary Roberts, 1987-88

### **MINUTES ONE SEASON, BY A RIGHT WING: 375**

Tim Hunter, 1988-89

### **MINUTES ONE SEASON, BY A DEFENCEMAN: 271**

Neil Sheehy, 1985-86

### **MINUTES ONE SEASON, BY A ROOKIE: 208**

Todd Simpson, 1996-97

### **CONSECUTIVE GAMES PENALIZED: 14**

Willi Plett, 1977-78; Tim Hunter, 1986-87

### **ONE GAME: 8**

Charlie Bourgeois, Jan. 27, 1986

vs. Los Angeles, (7 minors, 1-10 minute misconduct)

Theoren Fleury, Nov. 9, 1997 at Detroit, (5 minors, 3-10 minute misconduct)





# FLAMES ALL-TIME INDIVIDUAL RECORDS CONTINUED

## MINUTES, ONE GAME: 41

Neil Sheehy, Mar. 21, 1986 vs. Vancouver, (3 minors, 1 major, 3-10 minute misconduct)

## MINUTES, ONE PERIOD: 37

Nick Fotiu, Mar. 8, 1987 at NY Rangers, (minor, major, 10-minute misconduct, 2 game misconducts)

## MOST SHOTS

### ONE SEASON: 353

Theoren Fleury, 1995-96

### ONE GAME: 13

Al MacInnis, Mar. 24, 1993 vs. St. Louis  
Theoren Fleury, Mar. 2, 1995 vs. Vancouver

### ONE PERIOD: 8

Kari Eloranta, Oct. 15, 1983 vs. Edmonton, 2nd period

## MISCELLANEOUS

### SHUTOUTS, ONE SEASON: 10

Miikka Kiprusoff, 2005-06

### WINS ONE SEASON, BY A GOALTENDER: 45

Miikka Kiprusoff, 2008-09

### LONGEST UNDEFEATED STREAK, BY A

### GOALTENDER: 19 GAMES

Rejean Lemelin, 12 wins, 7 ties, 1983-84

### MOST CONSECUTIVE SHUTOUT MINUTES, FOR: 164:40

Michael Vernon Dec. 12-19, 1992

### MOST CONSECUTIVE GAMES PLAYED,

### GOALTENDER: 28

Trevor Kidd, Jan. 20, 1995 to Mar. 19, 1995

### LOWEST GOALS AGAINST AVERAGE: 1.69

Miikka Kiprusoff, 2003-04

### HIGHEST SAVE PERCENTAGE: 0.933

Miikka Kiprusoff, 2003-04

### PENALTY SHOTS, ONE SEASON: 3

Joe Mullen, 1986-87  
Shean Donovan, 2003-04

### MOST PENALTY SHOTS STOPPED FOR, ONE GAME: 2

Joe Mullen, 1986-87  
Shean Donovan, 2003-04

### MOST PENALTY SHOTS STOPPED AGAINST, ONE GAME: 2

Miikka Kiprusoff, Mar. 4, 2011

### MOST PENALTY SHOTS FOR, ONE SEASON: 3

Joe Mullen, 1986-87

### 3 OR MORE GOAL GAMES, ONE SEASON: 5

Hakan Loob, 1987-88  
Theoren Fleury, 1990-91

### HIGHEST PLUS-MINUS, ONE GAME: +9

Theoren Fleury, Feb. 10, 1993 vs. San Jose

### MOST 1ST GOALS OF THE SEASON: 3

Theoren Fleury, 1991-92, 1993-94, 1994-95

### MOST CONSECUTIVE SEASONS WITH 30+ GOALS: 11

Jarome Iginla, 2000-12

### MOST ALL-STARS IN THE STARTING

### LINEUP: 2

Jarome Iginla and Dion Phaneuf, 2008



# PLAYOFF RECORDS



# PLAYOFF RECORDS

## FLAMES ALL-TIME vs OTHER TEAMS

OPPONENT	SERIES	W	L	GP	W	L	GF	GA	LAST MTG.	RND.	RESULT
Anaheim	1	0	1	7	3	4	16	17	2006	CQF	L 3-4
Chicago	4	2	2	18	9	9	53	54	2009	CQF	L 2-4
Dallas	1	0	1	7	3	4	19	25	1981	SF	L 2-4
Detroit	3	1	2	14	6	8	26	38	2007	CQF	L 4-2
Edmonton	5	1	4	30	11	19	96	132	1991	DSF	L 3-4
Los Angeles	6	2	4	26	13	13	102	105	1993	DSF	L 2-4
Montreal	2	1	1	11	5	6	32	31	1989	F	W 4-2
NY Rangers	1	0	1	4	1	3	8	14	1980	PRE	L 1-3
Philadelphia	2	1	1	11	4	7	28	43	1981	QF	W 4-3
Phoenix	3	1	2	13	6	7	43	45	1987	DSF	L 2-4
St. Louis	1	1	0	7	4	3	28	22	1986	CF	W 4-3
San Jose	3	1	2	20	10	10	68	57	2008	CQF	L 4-3
Tampa Bay	1	0	1	7	3	4	14	13	2004	F	L 3-4
Toronto	1	0	1	2	0	2	5	9	1979	PRE	L 0-2
Vancouver	6	4	2	32	17	15	101	96	2004	CQF	W 4-3
<b>TOTALS</b>	<b>34</b>	<b>15</b>	<b>19</b>	<b>191</b>	<b>90</b>	<b>96</b>	<b>616</b>	<b>639</b>	-	-	-

## FLAMES ALL-TIME SERIES RECORD vs OTHER TEAMS

OPPONENT	YEAR	SERIES WINNER	W	L	GF	GA
Anaheim	2006	CQF ANA	3	4	16	17
Chicago	1981	PRE CGY	3	0	15	9
Chicago	1989	CF CGY	4	1	15	8
Chicago	1996	CQF CHI	0	4	7	16
Chicago	2009	CQF CHI	2	4	16	21
Detroit	1978	PRE DET	0	2	5	8
Detroit	2004	CSF CGY	4	2	11	12
Detroit	2007	CQF DET	2	4	10	18
Edmonton	1983	DF EDM	1	4	13	35
Edmonton	1984	DF EDM	3	4	27	33
Edmonton	1986	DF CGY	4	3	25	24
Edmonton	1988	DF EDM	0	4	11	18
Edmonton	1991	DSF EDM	3	4	20	22
Los Angeles	1976	PRE LAK	0	2	1	3
Los Angeles	1977	PRE LAK	1	2	7	11
Los Angeles	1988	DSF CGY	4	1	30	18
Los Angeles	1989	DF CGY	4	0	22	11
Los Angeles	1990	DSF LAK	2	4	24	29
Los Angeles	1993	DSF LAK	2	4	28	33
Minnesota	1981	SF MIN	2	4	18	25

OPPONENT	YEAR	SERIES WINNER	W	L	GF	GA
Montreal	1986	F MTL	1	4	13	15
Montreal	1989	F CGY	4	2	19	16
NY Rangers	1980	PRE NYR	1	3	8	14
Philadelphia	1974	QF PHI	0	4	6	17
Philadelphia	1981	QF CGY	4	3	22	26
St. Louis	1986	CF CGY	4	3	28	22
San Jose	1995	CQF SJS	3	4	35	26
San Jose	2004	CF CGY	4	2	16	12
San Jose	2008	CQF SJS	3	4	17	19
Tampa Bay	2004	F TBL	3	4	14	13
Toronto	1979	PRE TOR	0	2	5	9
Vancouver	1982	DSF VAN	0	3	5	10
Vancouver	1983	DSF CGY	3	1	17	14
Vancouver	1984	DSF CGY	3	1	14	13
Vancouver	1989	DSF CGY	4	3	26	20
Vancouver	1994	CQF VAN	3	4	20	23
Vancouver	2004	CQF CGY	4	3	19	16
Winnipeg	1985	DSF WPG	1	3	13	15
Winnipeg	1986	DSF CGY	3	0	15	8
Winnipeg	1987	DSF WPG	2	4	15	22

## FLAMES ALL-TIME PLAYOFF RESULTS

DATE	TEAMS	RESULT
04/09/1974	ATL at PHI	1-4 L
04/11/1974	ATL at PHI	1-5 L
04/12/1974	ATL vs. PHI	1-4 L
04/14/1974	ATL vs. PHI	3-4 L (OT)
04/06/1976	ATL at LAK	1-2 L
04/08/1976	ATL vs. LAK	0-1 L
04/05/1977	ATL at LAK	2-5 L
04/07/1977	ATL vs. LAK	3-2 W
04/09/1977	ATL at LAK	2-4 L
04/11/1978	ATL vs. DET	3-5 L
04/13/1978	ATL at DET	2-3 L

DATE	TEAMS	RESULT
04/10/1979	ATL vs. TOR	1-2 L
04/12/1979	ATL at TOR	4-7 L
04/08/1980	ATL at NYR	1-2 L (OT)
04/09/1980	ATL at NYR	1-5 L
04/11/1980	ATL vs. NYR	4-2 W
04/12/1980	ATL vs. NYR	2-5 L
04/08/1981	CGY vs. CHI	4-3 W
04/09/1981	CGY vs. CHI	6-2 W
04/11/1981	CGY at CHI	5-4 W (2OT)
04/16/1981	CGY at PHI	0-4 L
04/17/1981	CGY at PHI	5-4 W

## FLAMES ALL-TIME PLAYOFF RESULTS CONTINUED

DATE	TEAMS	RESULT	DATE	TEAMS	RESULT
04/19/1981	CGY vs. PHI	2-1 W	05/18/1986	CGY vs. MTL	2-3 L (OT)
04/20/1981	CGY vs. PHI	5-4 W	05/20/1986	CGY at MTL	3-5 L
04/22/1981	CGY at PHI	4-9 L	05/22/1986	CGY at MTL	0-1 L
04/24/1981	CGY vs. PHI	2-3 L	05/24/1986	CGY vs. MTL	3-4 L
04/26/1981	CGY at PHI	4-1 W	04/08/1987	CGY vs. WPG	2-4 L
04/28/1981	CGY vs. MIN	1-4 L	04/09/1987	CGY vs. WPG	2-3 L
04/30/1981	CGY vs. MIN	3-2 W	04/11/1987	CGY at WPG	3-2 W (OT)
05/03/1981	CGY at MIN	4-6 L	04/12/1987	CGY at WPG	3-4 L
05/05/1981	CGY at MIN	4-7 L	04/14/1987	CGY vs. WPG	4-3 W
05/07/1981	CGY vs. MIN	3-1 W	04/16/1987	CGY at WPG	1-6 L
05/09/1981	CGY at MIN	3-5 L	04/06/1988	CGY vs. LAK	9-2 W
04/07/1982	CGY at VAN	3-5 L	04/07/1988	CGY vs. LAK	6-4 W
04/08/1982	CGY at VAN	1-2 L (OT)	04/09/1988	CGY at LAK	2-5 L
04/10/1982	CGY vs. VAN	1-3 L	04/10/1988	CGY at LAK	7-3 W
04/06/1983	CGY vs. VAN	4-3 W (OT)	04/12/1988	CGY vs. LAK	6-4 W
04/07/1983	CGY vs. VAN	5-3 W	04/19/1988	CGY vs. EDM	1-3 L
04/09/1983	CGY at VAN	4-5 L	04/21/1988	CGY vs. EDM	4-5 L (OT)
04/10/1983	CGY at VAN	4-3 W (OT)	04/23/1988	CGY at EDM	2-4 L
04/14/1983	CGY at EDM	3-6 L	04/25/1988	CGY at EDM	4-6 L
04/15/1983	CGY at EDM	1-5 L	04/05/1989	CGY vs. VAN	3-4 L (OT)
04/17/1983	CGY vs. EDM	2-10 L	04/06/1989	CGY vs. VAN	5-2 W
04/18/1983	CGY vs. EDM	6-5 W	04/08/1989	CGY at VAN	4-0 W
04/20/1983	CGY at EDM	1-9 L	04/09/1989	CGY at VAN	3-5 L
04/04/1984	CGY vs. VAN	5-3 W	04/11/1989	CGY vs. VAN	4-0 W
04/05/1984	CGY vs. VAN	4-2 W	04/13/1989	CGY at VAN	3-6 L
04/07/1984	CGY at VAN	0-7 L	04/15/1989	CGY vs. VAN	4-3 W (OT)
04/08/1984	CGY at VAN	5-1 W	04/18/1989	CGY vs. LAK	4-3 W (OT)
04/12/1984	CGY at EDM	2-5 L	04/20/1989	CGY vs. LAK	8-3 W
04/13/1984	CGY at EDM	6-5 W (OT)	04/22/1989	CGY at LAK	5-2 W
04/15/1984	CGY vs. EDM	2-3 L	04/24/1989	CGY at LAK	5-3 W
04/16/1984	CGY vs. EDM	3-5 L	05/02/1989	CGY vs. CHI	3-0 W
04/18/1984	CGY at EDM	5-4 W	05/04/1989	CGY vs. CHI	2-4 L
04/20/1984	CGY vs. EDM	5-4 W (OT)	05/06/1989	CGY at CHI	5-2 W
04/22/1984	CGY at EDM	4-7 L	05/08/1989	CGY at CHI	2-1 W (OT)
04/10/1985	CGY at WPG	4-5 L (OT)	05/10/1989	CGY vs. CHI	3-1 W
04/11/1985	CGY at WPG	2-5 L	05/14/1989	CGY vs. MTL	3-2 W
04/13/1985	CGY vs. WPG	4-0 W	05/17/1989	CGY vs. MTL	2-4 L
04/14/1985	CGY vs. WPG	3-5 L	05/19/1989	CGY at MTL	3-4 L (2OT)
04/09/1986	CGY vs. WPG	5-1 W	05/21/1989	CGY at MTL	4-2 W
04/10/1986	CGY vs. WPG	6-4 W	05/23/1989	CGY vs. MTL	3-2 W
04/12/1986	CGY at WPG	4-3 W (OT)	05/25/1989	CGY at MTL	4-2 W
04/18/1986	CGY at EDM	4-1 W	04/04/1990	CGY vs. LAK	3-5 L
04/20/1986	CGY at EDM	5-6 L (OT)	04/06/1990	CGY vs. LAK	8-5 W
04/22/1986	CGY vs. EDM	3-2 W	04/08/1990	CGY at LAK	1-2 L (OT)
04/24/1986	CGY vs. EDM	4-7 L	04/10/1990	CGY at LAK	4-12 L
04/26/1986	CGY at EDM	4-1 W	04/12/1990	CGY vs. LAK	5-1 W
04/28/1986	CGY vs. EDM	2-5 L	04/14/1990	CGY at LAK	3-4 L (2OT)
04/30/1986	CGY at EDM	3-2 W	04/04/1991	CGY vs. EDM	1-3 L
05/02/1986	CGY vs. STL	2-3 L	04/06/1991	CGY vs. EDM	3-1 W
05/04/1986	CGY vs. STL	8-2 W	04/08/1991	CGY at EDM	3-4 L
05/06/1986	CGY at STL	5-3 W	04/10/1991	CGY at EDM	2-5 L
05/08/1986	CGY at STL	2-5 L	04/12/1991	CGY vs. EDM	5-3 W
05/10/1986	CGY vs. STL	4-2 W	04/14/1991	CGY at EDM	2-1 W (OT)
05/12/1986	CGY at STL	5-6 L (OT)	04/16/1991	CGY vs. EDM	4-5 L (OT)
05/14/1986	CGY vs. STL	2-1 W			
05/16/1986	CGY vs. MTL	5-2 W			



# PLAYOFF RECORDS

## FLAMES ALL-TIME PLAYOFF RESULTS CONTINUED

DATE	TEAMS	RESULT
04/18/1993	CGY vs. LAK	3-6 L
04/21/1993	CGY vs. LAK	9-4 W
04/23/1993	CGY at LAK	5-2 W
04/25/1993	CGY at LAK	1-3 L
04/27/1993	CGY vs. LAK	4-9 L
04/29/1993	CGY at LAK	6-9 L
04/18/1994	CGY vs. VAN	0-5 L
04/20/1994	CGY vs. VAN	7-5 W
04/22/1994	CGY at VAN	4-2 W
04/24/1994	CGY at VAN	3-2 W
04/26/1994	CGY vs. VAN	1-2 L (OT)
04/28/1994	CGY at VAN	2-3 L (OT)
04/30/1994	CGY vs. VAN	3-4 L (2OT)
05/07/1995	CGY vs. SJS	4-5 L
05/09/1995	CGY vs. SJS	4-5 L (OT)
05/11/1995	CGY at SJS	9-2 W
05/13/1995	CGY at SJS	6-4 W
05/15/1995	CGY vs. SJS	5-0 W
05/17/1995	CGY at SJS	3-5 L
05/19/1995	CGY vs. SJS	4-5 L (2OT)
04/17/1996	CGY at CHI	1-4 L
04/19/1996	CGY at CHI	0-3 L
04/21/1996	CGY vs. CHI	5-7 L
04/23/1996	CGY vs. CHI	1-2 L (3OT)
04/07/2004	CGY at VAN	3-5 L
04/09/2004	CGY at VAN	2-1 W
04/11/2004	CGY vs. VAN	1-2 L
04/13/2004	CGY vs. VAN	4-0 W
04/15/2004	CGY at VAN	2-1 W
04/17/2004	CGY vs. VAN	5-4 L (3OT)
04/19/2004	CGY at VAN	3-2 W (OT)
04/22/2004	CGY at DET	2-1 W (OT)
04/24/2004	CGY at DET	2-5 L
04/27/2004	CGY vs. DET	3-2 W
04/29/2004	CGY vs. DET	2-4 L
05/01/2004	CGY at DET	1-0 W
05/03/2004	CGY vs. DET	1-0 W (OT)
05/09/2004	CGY at SJS	4-3 W
05/11/2004	CGY at SJS	4-1 W
05/13/2004	CGY vs. SJS	0-3 L
05/16/2004	CGY vs. SJS	2-4 L
05/17/2004	CGY at SJS	3-0 W
05/19/2004	CGY vs. SJS	3-1 W
05/25/2004	CGY at TBL	4-1 W
05/27/2004	CGY at TBL	1-4 L
05/29/2004	CGY vs. TBL	3-0 W
05/31/2004	CGY vs. TBL	0-1 L
06/03/2004	CGY at TBL	3-2 W (OT)
06/05/2004	CGY vs. TBL	2-3 L (2OT)
06/07/2004	CGY at TBL	1-2 L

DATE	TEAMS	RESULT
04/21/2006	CGY vs. ANA	2-1 W
04/23/2006	CGY vs. ANA	3-4 L
04/25/2006	CGY vs. ANA	5-2 W
04/27/2006	CGY vs. ANA	2-3 L
04/29/2006	CGY vs. ANA	3-2 W
05/01/2006	CGY vs. ANA	1-2 L
05/03/2006	CGY vs. ANA	0-3 L
04/12/2007	CGY at DET	1-4 L
04/15/2007	CGY at DET	1-3 L
04/17/2007	CGY vs. DET	3-2 W
04/19/2007	CGY vs. DET	3-2 W
04/21/2007	CGY at DET	1-5 L
04/22/2007	CGY vs. DET	1-2 L (2OT)
04/09/2008	CGY at SJS	3-2 W
04/10/2008	CGY at SJS	0-2 L
04/13/2008	CGY vs. SJS	4-3 W
04/15/2008	CGY vs. SJS	2-3 L
04/17/2008	CGY at SJS	3-4 L
04/20/2008	CGY vs. SJS	2-0 W
04/22/2008	CGY at SJS	3-5 L
04/16/2009	CGY at CHI	2-3 L (OT)
04/18/2009	CGY at CHI	2-3 L
04/20/2009	CGY vs. CHI	4-2 W
04/22/2009	CGY vs. CHI	6-4 W
04/25/2009	CGY at CHI	1-5 L
04/27/2009	CGY vs. CHI	1-4 L

## FLAMES PLAYOFF ALL-TIME LEADERS

### GOALS

Mullen	35
Nieuwendyk	32
Fleury	29
Iginla	28
Loob	26
MacInnis	25
McDonald	24
Otto	23
Reinhart	21
Gilmour	15
Peplinski	15

### ASSISTS

MacInnis	77
Reinhart	51
Otto	38
Fleury	33
Suter	33
Peplinski	31
Roberts	30
Loob	28
Nieuwendyk	28
Chouinard	26

### POINTS

MacInnis	102
Reinhart	72
Fleury	62
Otto	61
Nieuwendyk	60
Mullen	55
Loob	54
Iginla	49
McDonald	47
Peplinski	46

### PENALTY MINUTES

Peplinski	382
Hunter, T	352
Roberts	216
Plett	191
Otto	188
MacInnis	153
Baxter	120
Sheehy	104
McDonald	98
Fleury	96

### GAMES PLAYED

Peplinski	99
MacInnis	95
Otto	87
Hunter, T	86
Macoun	84
Vernon (G)	81
Reinhart	76
Loob	73
Patterson	72
McDonald	72
Nieuwendyk	66
Mullen	61
Fleury	59
Roberts	58
Iginla	54
Kiprusoff (G)	54
Risebrough	50
Suter	49
Conroy	45
Yelle	43
Regehr	41
Chouinard	41

## FLAMES CAREER PLAYOFF POINT LEADERS

PLAYER	GP	G	A	PTS	PIM
MacInnis	95	25	77	102	153
Reinhart	76	21	51	72	38
Fleury	59	29	33	62	96
Otto	87	23	38	61	188
Nieuwendyk	66	32	28	60	36
Mullen	61	35	20	55	18
Loob	73	26	28	54	16
Iginla	54	28	21	49	70
McDonald	72	24	23	47	98
Peplinski	99	15	31	46	382
Roberts	58	13	30	43	216
Suter	49	6	33	39	68
Chouinard	41	9	26	35	12
Nilsson	33	4	24	28	8
Gilmour	35	15	13	28	28
Risebrough	50	10	17	27	95
Patterson	72	11	16	27	55
Macoun	84	6	19	25	87
Quinn, D	29	11	12	23	14
Tonelli	31	9	14	23	61
Conroy	45	7	15	22	28
Reichel	26	5	14	19	6
Langkow	26	6	12	18	12
Plett	27	12	6	18	191
Houston	31	9	9	18	62
MacMillan, B	24	8	9	17	16
Ramage	29	2	14	16	47
Russell	34	3	13	16	70
Gelinas	26	8	7	15	35
Regehr	41	3	12	15	28
Bozek	31	7	7	14	53

PLAYER	GP	G	A	PTS	PIM
Titov	18	7	6	13	14
Lever	20	5	8	13	20
Huselius	20	2	10	12	14
Phaneuf	25	5	7	12	22
Stern	31	6	6	12	85
Wilson, C	32	6	6	12	10
Leopold	39	0	12	12	18
Hunter, T	86	5	7	12	352
Vail	20	5	6	11	6
Kanoyd	24	4	7	11	40
Nilson	34	4	7	11	14
Sullivan	18	4	6	10	10
Eaves	19	5	5	10	10
Beers	22	4	6	10	39
Donovan	31	5	5	10	39
Lombardi	33	2	8	10	10
McCrimmon	37	2	8	10	60
Nattress	38	4	6	10	22
Housley	7	0	9	9	0
Bridgman	12	5	4	9	47
Bullard	12	4	5	9	8
LaVallee	19	3	6	9	15
Ranheim	19	3	6	9	2
Murzyn	32	4	5	9	35
Yelle	43	6	3	9	32
Tanguay	13	1	7	8	12
Zalapski	18	0	8	8	16
Eloranta	21	1	7	8	19
Simon	22	5	3	8	81
Nieminen	24	4	4	8	55
Makarov	9	1	6	7	0



# PLAYOFF RECORDS

## FLAMES CAREER PLAYOFF POINT LEADERS CONTINUED

PLAYER	GP	G	A	PTS	PIM
Lysiak	11	2	5	7	12
Kisio	14	3	4	7	27
Berezan	20	2	5	7	30
Rautakallio	23	2	5	7	8
Murdoch	25	2	5	7	42
MacLellan	28	3	4	7	27
Ference	33	0	7	7	37
Chiasson	11	3	3	6	9
Aucoin	13	2	4	6	6
Nylander	13	0	6	6	2
Kruse	17	4	2	6	28
Moss	17	4	2	6	4
Marsh	22	0	6	6	27
Clark	26	3	3	6	30
Saprykin	26	3	3	6	14
Clement	32	3	3	6	14
Jokinen	6	2	3	5	4
Nolan	7	3	2	5	2
Kennedy	10	4	1	5	18
Jackson	14	3	2	5	6
Yawney	19	3	2	5	26
Hislop	28	3	2	5	11
Meredith	5	3	1	4	4
Dahlquist	7	3	1	4	4
Romanchych	7	2	2	4	4
Hunter, M	10	2	2	4	23
Gould, B	11	3	1	4	4
Amonte	13	2	2	4	10
Holt	13	2	2	4	52
Nystrom	13	2	2	4	2
Musil	25	1	3	4	21
Baxter	30	0	4	4	120
Hull	6	2	1	3	0
Paslawski	6	3	0	3	0
Walz	7	3	0	3	2
Unger	4	0	3	3	2
Mulhern	5	0	3	3	5
Cammalleri	6	1	2	3	2
Ashton	6	0	3	3	2
Glencross	6	0	3	3	12
Skrudland	6	0	3	3	12
Comeau	9	2	1	3	8
Primeau	13	1	2	3	18
Hamrik	13	0	3	3	10
Kromm	14	1	2	3	13
Johnson	17	0	3	3	64
Montador	20	1	2	3	6
Lemelin (G)	31	0	3	3	0
Vernon (G)	81	0	3	3	18
Stillman	2	1	1	2	0
Boldirev	2	0	2	2	2
Lalonde	3	2	0	2	0
Lemieux, Jean	4	1	1	2	0
Ecclestone	4	0	2	2	6
Pronovost	6	2	0	2	2
Bertuzzi	6	1	1	2	8
Pardy	6	0	2	2	5
McCarty	7	2	0	2	15

PLAYER	GP	G	A	PTS	PIM
Bennett	9	1	1	2	45
Dunn	9	1	1	2	8
Manery	9	0	2	2	4
Sarich	12	0	2	2	8
Dahl	16	0	2	2	12
Patrick	16	0	2	2	8
Oliwa	20	2	0	2	6
Commodore	20	0	2	2	19
Sheehy	32	0	2	2	104
Kobasew	33	1	1	2	24
Dwyer	1	1	0	1	0
Coxe	2	1	0	1	16
Redmond	2	1	0	1	0
Fox	2	0	1	1	8
Ingarfield	2	0	1	1	0
Lindberg	2	0	1	1	2
Phillipoff	2	0	1	1	2
Rota	2	0	1	1	26
Tambellini	2	0	1	1	0
Evason	3	0	1	1	0
Korn	4	1	0	1	12
Murray	4	1	0	1	2
Guy	4	0	1	1	23
Hextall	4	0	1	1	16
Huscroft	4	0	1	1	4
Ribble	4	0	1	1	8
Simpson	4	0	1	1	2
Bourque	5	1	0	1	22
Boyd	5	1	0	1	0
Gibbs	5	1	0	1	4
Jalonen	5	1	0	1	0
Zyuzin	5	1	0	1	2
Eriksson	5	0	1	1	2
Johansson	5	0	1	1	2
Matteau	5	0	1	1	0
Berube	6	0	1	1	21
Gauthier	6	0	1	1	4
Lundmark	6	0	1	1	7
Lydman	6	0	1	1	2
Stuart	6	0	1	1	6
Churla	7	0	1	1	17
Quinn, P	7	0	1	1	8
Labraaten	8	1	0	1	4
Kea	8	0	1	1	9
Keczmer	10	0	1	1	6
Fotiu	11	0	1	1	34
Hrdina	11	0	1	1	2
Shand	11	0	1	1	57
Vandermeer	13	0	1	1	8
Bourgeois	15	0	1	1	51
McCarthy	17	0	1	1	61
Warrener	37	0	1	1	30
Kiprusoff (G)	52	0	1	1	6
Bolduc	1	0	0	0	0
Bradley	1	0	0	0	0
Carr	1	0	0	0	0
Christoff	1	0	0	0	0
Courteau	1	0	0	0	0

## FLAMES CAREER PLAYOFF POINT LEADERS CONTINUED

PLAYER	GP	G	A	PTS	PIM
Glynn	1	0	0	0	0
Hlushko	1	0	0	0	2
Hulse	1	0	0	0	0
MacDonald	1	0	0	0	0
McElhinney (G)	1	0	0	0	0
McLennan (G)	1	0	0	0	12
Priakin	1	0	0	0	0
Sabourin	1	0	0	0	0
Targojev	1	0	0	0	0
Turek (G)	1	0	0	0	0
Wilson, B	1	0	0	0	0
Zaharko	1	0	0	0	0
Carriere	2	0	0	0	2
Evans	2	0	0	0	0
Flett	2	0	0	0	0
Hilliard	2	0	0	0	0
Joseph (G)	2	0	0	0	0
Kryskow	2	0	0	0	2
Lapointe	2	0	0	0	0
Lemieux, R	2	0	0	0	0
Roy	2	0	0	0	0
Seiling	2	0	0	0	0
St. Sauveur	2	0	0	0	0
Sweeney, B	2	0	0	0	0
Wappel	2	0	0	0	4
Cavallini	3	0	0	0	4
Leclerc	3	0	0	0	2
McAdam	3	0	0	0	0
Albelin	4	0	0	0	0

PLAYER	GP	G	A	PTS	PIM
Brown	4	0	0	0	0
Deadmarsh	4	0	0	0	17
Henderson	4	0	0	0	0
Leiter	4	0	0	0	2
Lemieux, J	4	0	0	0	0
McCreary	4	0	0	0	0
McDonough	4	0	0	0	2
Peters	4	0	0	0	0
Price	4	0	0	0	6
Reese (G)	4	0	0	0	0
Richard	4	0	0	0	2
Stewart	4	0	0	0	10
Tabaracci (G)	4	0	0	0	0
Wamsley (G)	4	0	0	0	0
Godard	5	0	0	0	0
Fenton	5	0	0	0	2
Friesen	5	0	0	0	2
Myre (G)	5	0	0	0	0
Bartel	6	0	0	0	16
Gould	7	0	0	0	4
Kyte	7	0	0	0	7
Hale	8	0	0	0	8
Ritchie	8	0	0	0	10
Kidd (G)	9	0	0	0	0
Hindmarch	10	0	0	0	6
Lowry	10	0	0	0	6
Edwards (G)	11	0	0	0	0
Bouchard (G)	12	0	0	0	0
Riggin (G)	14	0	0	0	0

## FLAMES CAREER PLAYOFF POINT LEADERS—GOALTENDERS

GOALTENDER	GP	MIN	GA	EN	SO	GAA	WIN	LOSS
Vernon	81	4,773	240	4	3	3.02	43	33
Kiprusoff	52	3127	122	4	6	2.34	24	26
Lemelin	31	1,619	108	2	1	4.00	11	14
Riggin	14	823	47	1	0	3.43	6	7
Kidd	9	517	35	0	1	4.06	3	5
Edwards	11	443	34	1	0	4.60	3	3
Joseph	2	79	1	0	0	0.76	1	0
Reese	4	209	17	1	0	4.88	1	3
Myre	5	305	18	1	0	3.54	1	4
Bouchard	12	701	42	1	0	3.59	1	11
McElhinney	1	34	1	0	0	1.76	0	0
McLennan	1	1	0	0	0	0.00	0	0
Turek	1	19	0	0	0	0.00	0	0
Tabaracci	4	223	7	0	0	1.88	0	3
Wamsley	4	104	14	0	0	8.08	0	3





# FLAMES PLAYOFF TEAM RECORDS

## LONGEST STREAKS

### WINNING: 6 GAMES

Game 7, 1989 Smythe Division Semi-Finals to Game 1, Campbell Conference Championships, Apr. 15 to May 2, 1989

### HOME WINNING: 6 GAMES

Game 2, 1989 Smythe Division Semi-Finals to Game 1, Campbell Conference Championships, Apr. 6 to May 2, 1989

### ROAD WINNING: 5 GAMES

Game 5, Western Conference Semi-Finals to Game 1, Stanley Cup Finals, May 1 to May 25, 2004

### LOSING: 7 GAMES

Game 1, 1974 Quarter-Finals vs. Philadelphia to Game 1, 1977 Preliminary Round vs. Los Angeles, Apr. 9, 1974 to Apr. 5, 1977  
Game 3, 1977 Preliminary Round vs. Los Angeles to Game 2, 1980 Preliminary Round vs. NY Rangers, Apr. 9, 1977 to Apr. 9, 1980

### HOME LOSING: 3 GAMES

Game 3, 1974 Quarter-Finals vs. Philadelphia to Game 2, 1976 Preliminary Round vs. Los Angeles, Apr. 12, 1974 to Apr. 8, 1976  
Game 4, 1986 Smythe Division Finals to Game 3, 1986 Campbell Conference Finals vs. St. Louis, Apr. 24 to May 2, 1986

### ROAD LOSING: 9 GAMES

Game 1, 1974 Quarter-Finals vs. Philadelphia to Game 2, 1980 Preliminary Round vs. NY Rangers, Apr. 9, 1974 to Apr. 9, 1980

## PLAYOFF YEAR - MOST

Games: 26	2004
Home Games: 12	1986, 1989, 2004
Road Games: 14	2004
Wins: 16	1989
Losses: 11	2004
Goals, For: 82	1989
Goals, Against: 69	1986
Power-play Goals, For: 28	1989
Power-play Goals, Against: 21	2004
Shorthanded Goals, For: 5	1986
Shorthanded Goals, Against: 5	1983, 1986

## PLAYOFF SERIES

### MOST GOALS 2 GAME SERIES: 5 (2X)

vs. Detroit, 1977 Preliminary Round  
vs. Toronto, 1979 Preliminary Round

### FEWEST GOALS 2 GAME SERIES: 1

vs. Los Angeles, 1976 Preliminary Round

### MOST GOALS 3 GAME SERIES: 15 (2X)

vs. Chicago, 1981 Preliminary Round  
vs. Winnipeg, 1986 Smythe Division Finals

### FEWEST GOALS 3 GAME SERIES: 5

vs. Vancouver, 1988 Smythe Division Semi-Finals

### MOST GOALS 4 GAME SERIES: 22

vs. Los Angeles, 1989 Smythe Division Finals

### FEWEST GOALS 4 GAME SERIES: 6

vs. Philadelphia, 1974 Quarter-Finals

### MOST GOALS 5 GAME SERIES: 30

vs. Los Angeles, 1988 Smythe Division Semi-Finals

### FEWEST GOALS 5 GAME SERIES: 13 (2X)

vs. Edmonton, 1983 Smythe Division Finals  
vs. Montreal, 1986 Stanley Cup Finals

### MOST GOALS 6 GAME SERIES: 28

vs. Los Angeles, 1993 Smythe Division Semi-Finals

### FEWEST GOALS 6 GAME SERIES: 10

vs. Detroit, 2007 Western Conference Quarter-Finals

### MOST GOALS 7 GAME SERIES: 36

vs. San Jose, 1995 Western Conference Quarter-Finals

### FEWEST GOALS 7 GAME SERIES: 14

vs. Tampa Bay, 2004 Stanley Cup Finals

### MOST GOALS AGAINST: 35

vs. Edmonton, 1983 Smythe Division Finals

### FEWEST GOALS AGAINST: 3

vs. Los Angeles, 1976 Preliminary Round

### MOST GOALS AGAINST 2 GAME SERIES: 9

vs. Toronto, 1979 Preliminary Round

### FEWEST GOALS AGAINST 2 GAME SERIES: 3

vs. Los Angeles, 1976 Preliminary Round

### MOST GOALS AGAINST 3 GAME SERIES: 11

vs. Los Angeles, 1977 Preliminary Round

### FEWEST GOALS AGAINST 3 GAME SERIES: 9

vs. Chicago, 1981 Preliminary Round

### MOST GOALS AGAINST 4 GAME SERIES: 18

vs. Edmonton, 1988 Smythe Division Finals

### FEWEST GOALS AGAINST 4 GAME SERIES: 11

vs. Los Angeles, 1989 Smythe Division Finals

### MOST GOALS AGAINST 5 GAME SERIES: 35

vs. Edmonton, 1983 Smythe Division Finals

### NHL RECORD

### FEWEST GOALS AGAINST 5 GAME SERIES: 8

vs. Chicago, 1989 Campbell Conference Championship

### MOST GOALS AGAINST 6 GAME SERIES: 33

vs. Los Angeles, 1993 Smythe Division Semi-Finals

### FEWEST GOALS AGAINST 6 GAME SERIES: 12 (2X)

vs. Detroit, 2004 Western Conference Semi-Finals  
vs. San Jose, 2004 Western Conference Finals

### MOST GOALS AGAINST 7 GAME SERIES: 33

vs. Edmonton, 1984 Smythe Division Finals

### FEWEST GOALS AGAINST 7 GAME SERIES: 13

vs. Tampa Bay, 2004 Stanley Cup Finals

### MOST GOALS BOTH TEAMS: 62

vs. San Jose, 1995 Western Conference Quarter-Finals (Calgary 36, San Jose 26)

### FEWEST GOALS BOTH TEAMS: 4

vs. Los Angeles, 1976 Preliminary Round (Calgary 1, Los Angeles 3)

### MOST GOALS BOTH TEAMS 2 GAME SERIES: 14

vs. Toronto, 1979 Preliminary Round (Calgary 5, Toronto 9)

### FEWEST GOALS BOTH TEAMS 2 GAME SERIES: 4

vs. Los Angeles, 1976 Preliminary Round (Calgary 1, Los Angeles 3)

### MOST GOALS BOTH TEAMS 3 GAME SERIES: 24

vs. Chicago, 1981 Preliminary Round (Calgary 15, Chicago 9)

### FEWEST GOALS BOTH TEAMS 3 GAME SERIES: 15

vs. Vancouver, 1982 Smythe Division Semi-Finals (Calgary 5, Vancouver 10)

### MOST GOALS BOTH TEAMS 4 GAME SERIES: 33

vs. Los Angeles, 1989 Smythe Division Semi-Finals (Calgary, Los Angeles 11)

### FEWEST GOALS BOTH TEAMS 4 GAME SERIES: 22

vs. NY Rangers, 1980 Preliminary Round (Calgary 8, Rangers 14)

## PLAYOFF SERIES

### **MOST GOALS BOTH TEAMS 5 GAME SERIES: 48 (2X)**

- vs. Edmonton, 1983 Smythe Division Finals (Calgary 13, Edmonton 35)
- vs. Los Angeles, 1988 Smythe Division Semi-Finals (Calgary 30, Los Angeles 18)

### **FEWEST GOALS BOTH TEAMS 5 GAME SERIES: 23**

- vs. Chicago, 1989 Campbell Conference Championship (Calgary 15, Chicago 8)

### **MOST GOALS BOTH TEAMS 6 GAME SERIES: 61**

- vs. Los Angeles, 1993 Smythe Division Semi-Finals (Calgary 28, Los Angeles 33)

### **FEWEST GOALS BOTH TEAMS 6 GAME SERIES: 23**

- vs. Detroit, 2004 Western Conference Semi-Finals (Calgary 11, Detroit 12)

### **MOST GOALS BOTH TEAMS 7 GAME SERIES: 62**

- vs. San Jose, 1995 Western Conference Quarter-Finals (Calgary 36, San Jose 26)

#### **NHL RECORD**

### **FEWEST GOALS BOTH TEAMS 7 GAME SERIES: 27**

- vs. Tampa Bay, 2004 Stanley Cup Finals (Calgary 14, Tampa Bay 13)

### **MOST POWER-PLAY GOALS FOR: 13**

- vs. St. Louis, 1986 Campbell Conference Finals

### **MOST POWER-PLAY GOALS AGAINST: 10**

- vs. Los Angeles, 1990 Smythe Division Semi-Finals

### **MOST POWER-PLAY GOALS BOTH TEAMS: 18**

- vs. St. Louis, 1986 Campbell Conference Finals (Calgary 13, St. Louis 5)

### **MOST SHORTHANDED GOALS FOR: 6**

- vs. San Jose, 1995 Western Conference Quarter-Finals

#### **TIES NHL RECORD**

### **MOST SHORTHANDED GOALS AGAINST: 5**

- vs. Edmonton, 1983 Smythe Division Finals

### **MOST SHORTHANDED GOALS BOTH TEAMS: 7**

- vs. Edmonton, 1983 Smythe Division Finals (Calgary 2, Edmonton 5)

#### **TIES NHL RECORD**

### **MOST SHUTOUTS FOR: 2 (2X)**

- vs. Vancouver, 1989 Smythe Division Semi-Finals, Apr 8, 1989 (Vernon); Apr. 11, 1989 (Vernon)

- vs. Detroit, 2004 Western Conference Semi-Finals, May 1, 2004 (Kiprusoff); May 8, 2004 (Kiprusoff)

### **MOST SHUTOUTS AGAINST: 1 (10X)**

- vs. Los Angeles, 1976 Preliminary Round, Apr 8, 1976 (Vachon)
- vs. Philadelphia, 1981 Quarter-Finals, Apr 16, 1981 (St. Croix)
- vs. Vancouver, 1984 Smythe Division SF, Apr 7, 1984 (Brodeur)
- vs. Montreal, 1986 Stanley Cup Finals, May 22, 1986 (Roy)
- vs. Vancouver, 1994 Western Conference QF, Apr 18, 1994 (McLean)
- vs. Chicago, 1996 Western Conference QF, Apr 19, 1996, (Belfour)
- vs. San Jose, 2004 Western Conference SF, May 13, 2004, (Nabokov)
- vs. Tampa Bay, 2004 Stanley Cup Finals, May 31, 2004, (Khabibulin)
- vs. Anaheim, 2006 Western Conference QF, May 3, 2006 (Bryzgalov)
- vs. San Jose, 2008 Western Conference QF, Apr. 10, 2008 (Nabokov)

## PLAYOFF GAME

### **MOST GOALS: 9 (3X)**

- Apr. 6, 1988 vs. Los Angeles, 9-2
- Apr. 21, 1993 vs. Los Angeles, 9-4
- May 11, 1995 at San Jose, 9-2

### **MOST GOALS AT HOME: 9 (2X)**

- Apr. 6, 1988 vs. Los Angeles, 9-2
- Apr. 21, 1993 vs. Los Angeles, 9-4

### **MOST GOALS ON ROAD: 9**

- May 11, 1995 at San Jose, 9-2

### **MOST GOALS AGAINST: 12**

- Apr. 10, 1990 at Los Angeles, 4-12

### **MOST GOALS AGAINST AT HOME: 10**

- Apr. 17, 1983 vs. Edmonton, 2-10

### **MOST GOALS AGAINST ON ROAD: 12**

- Apr. 10, 1990 at Los Angeles, 4-12

### **MOST DECISIVE WIN: 7 GOALS (2X)**

- Apr. 6, 1988 vs. Los Angeles, 9-2
- May 11, 1995 at San Jose, 9-2

### **MOST DECISIVE WIN AT HOME: 7 GOALS**

- Apr. 6, 1988 vs. Los Angeles, 9-2

### **MOST DECISIVE WIN ON ROAD: 7 GOALS**

- May 11, 1995 at San Jose, 9-2

### **MOST DECISIVE LOSS: 8 GOALS (3X)**

- Apr. 17, 1983 vs. Edmonton, 2-10
- Apr. 20, 1983 at Edmonton, 1-9
- Apr. 10, 1990 at Los Angeles, 4-12

### **MOST DECISIVE LOSS AT HOME: 8 GOALS**

- Apr. 17, 1983 vs. Edmonton, 2-10

### **MOST DECISIVE LOSS ON ROAD: 8 GOALS (2X)**

- Apr. 20, 1983 at Edmonton, 1-9
- Apr. 10, 1990 at Los Angeles, 4-12

### **MOST POWER-PLAY GOALS FOR: 4 (2X)**

- May 4, 1986 vs. St. Louis, 8-2
- Apr. 20, 1994 vs. Vancouver, 7-5

### **MOST POWER-PLAY GOALS AGAINST: 4 (2X)**

- Apr. 9, 1989 at Vancouver, 3-5
- Apr. 7, 2004 at Vancouver, 3-5

### **MOST POWER-PLAY GOALS, BOTH TEAMS: 7**

- Apr. 9, 1989 at Vancouver, 3-5, Calgary 3, Vancouver 4

### **MOST SHORTHANDED GOALS FOR: 2 (2X)**

- Apr. 6, 1990 vs. Los Angeles, 8-5
- May 11, 1995 at San Jose, 9-2

### **MOST SHORTHANDED GOALS AGAINST: 3 (2X)**

- Apr. 17, 1983 vs. Edmonton, 2-10
- Apr. 21, 2007 at Detroit, 1-5

#### **TIES NHL RECORD**

### **FASTEST OPENING GOAL FOR: 0:20 (2X)**

- May 6, 1986 at St. Louis, 5-3, Joe Mullen;
- May 11, 2004 at San Jose, 4-1, Marcus Nilson

### **FASTEST OPENING GOAL AGAINST: 0:08**

- Apr. 7, 1982 at Vancouver, 1-2, Stan Smyl

### **FASTEST TWO GOALS FOR: 0:15**

- May 5, 1981 at Minnesota, 4-7
- 3rd period, Gould (10:22) and Dwyer (10:37)

### **FASTEST TWO GOALS AGAINST: 0:08**

- Apr. 14, 1983 at Edmonton, 3-6, 3rd period, Messier (2:00) and Hughes (2:08)

### **FASTEST TWO GOALS BOTH TEAMS: 0:15**

- Apr. 17, 1983 vs. Edmonton, 2-10, 1st period, Gretzky (13:42) and Reinhart (13:57)

### **FASTEST THREE GOALS FOR: 3:14**

- Apr. 21, 1993 vs. Los Angeles, 9-4, 3rd period, Reichel (7:23), Paslawski (8:14), and Fleury (10:37)

### **FASTEST THREE GOALS AGAINST: 0:23**

- Apr. 12, 1979 at Toronto, 4-7, 1st period, Sittler (4:04 & 4:16) and Ellis (4:27)

#### **NHL RECORD**

### **FASTEST THREE GOALS BOTH TEAMS: 0:55**

- Apr. 17, 1983 vs. Edmonton, 2-10, 1st period, Gretzky (13:42), Reinhart (13:57) and Gretzky (14:37)

### **MOST PENALTY MINUTES FOR: 110**

- Apr. 10, 1979 vs. Toronto



# FLAMES PLAYOFF TEAM RECORDS CONTINUED

## PLAYOFF GAME CONTINUED

### **MOST PENALTY MINUTES AGAINST: 110**

Apr. 24, 1986 vs. Edmonton

### **MOST PENALTY MINUTES BOTH TEAMS: 219**

Apr. 10, 1979 vs. Toronto

### **FEWEST PENALTY MINUTES FOR: 4 (5X)**

May 19, 1995 vs. San Jose (2 OT)

Apr. 27, 2004 vs. Detroit

Jun. 3, 2004 vs. Tampa Bay

Apr. 9, 2008 vs. San Jose

Apr. 27, 2009 vs. Chicago

### **FEWEST PENALTY MINUTES AGAINST: 2 (2X)**

May 19, 1995 vs. San Jose (2 OT)

Apr. 27 2009 vs. Chicago

### **FEWEST PENALTY MINUTES BOTH TEAMS: 6**

May 19, 1995 vs. San Jose (2 OT),

(Flames 4, San Jose 2)

### **MOST SHOTS ON GOAL FOR: 60**

May 19, 1995 vs. San Jose, 4-5 (2 OT)

### **MOST SHOTS ON GOAL AGAINST: 65**

Apr. 11, 1981 at Chicago, 5-4 OT

Apr. 6, 1988 vs. Los Angeles, 9-2

### **MOST SHOTS ON GOAL BOTH TEAMS: 113**

Apr. 11, 1981 at Chicago, 5-4 OT,

(Calgary 48, Chicago 65)

### **FEWEST SHOTS ON GOAL FOR: 10**

Apr. 15, 2008 vs. San Jose, 2-3

### **FEWEST SHOTS ON GOAL AGAINST: 15**

Jun. 7, 2004 at Tampa Bay, 1-2

### **FEWEST SHOTS ON GOAL BOTH TEAMS: 32**

Jun. 7, 2004 at Tampa Bay, 1-2

## PLAYOFF PERIOD

### **MOST GOALS FOR: 5**

Apr. 21, 1993 vs. Los Angeles,

### **MOST GOALS AGAINST: 5 (3X)**

Apr. 22, 1981 at Philadelphia,

4-9, 1st period

Apr. 20, 1983 at Edmonton,

1-9, 2nd period

Apr. 10, 1990 at Los Angeles,

4-12, 2nd period

### **MOST GOALS BOTH TEAMS: 9**

Apr. 10, 1990 at Los Angeles,

4-12, 2nd period, Calgary 4,

Los Angeles 5

### **MOST SHOTS FOR: 22**

Apr. 6, 1988 vs. Los Angeles,

9-2, 1st period, 4 goals

### **MOST SHOTS AGAINST: 27**

Apr. 10, 2008 at San Jose,

0-2, 2nd period, 2 goals

### **MOST SHOTS BOTH TEAMS: 36**

Apr. 28, 1981 vs. Minnesota,

1-4, 2nd period, Calgary 18 shots, 1 goal,

Minnesota 18 shots, 2 goals

### **FEWEST SHOTS FOR: 2 (7X)**

Apr. 17, 1981 at Philadelphia,

5-4, 3rd period, no goals

May 14, 1986 vs. St. Louis,

2-1, 3rd period, no goals

May 22, 1986 at Montreal,

0-1, 2nd period, no goals

May 6, 1989 at Chicago,

5-2, 3rd period, two goals

Apr. 15, 2004 at Vancouver,

2-1, 3rd period, one goal

May 29, 2004 vs. Tampa Bay,

3-0, 1st period, no goals

Apr. 15, 2008 vs. San Jose,

2-3, 1st period, no goals

### **FEWEST SHOTS AGAINST: 2 (3X)**

Apr. 7, 1977 vs. Los Angeles,

3-2, 2nd period, 1 goal

Apr. 7, 1988 vs. Los Angeles,

6-4, 3rd period, 1 goal

Apr. 28, 1994 at Vancouver,

2-3 OT, 3rd period, no goals

### **FEWEST SHOTS BOTH TEAMS: 7**

May 29, 2004 vs. Tampa Bay,

3-0, 1st period, Calgary 2 shots,

0 goals, Tampa Bay 5 shots, 0 goals

### **MOST POWER-PLAY GOALS FOR: 3 (3X)**

May 4, 1986 vs. St. Louis,

8-2, 3rd period, Patterson, Quinn,

MacInnis

May 12, 1986 at St. Louis,

5-6 OT, 2nd period, Quinn (2), Tonelli

Apr. 9, 1989 at Vancouver,

3-5, 3rd period, Otto, Fleury,

Nieuwendyk

### **MOST POWER-PLAY GOALS AGAINST: 3**

Apr. 11, 1978 vs. Detroit, 3-5, 1st period

### **MOST POWER-PLAY GOALS BOTH TEAMS: 5**

Apr. 9, 1989 at Vancouver, 3-5,

3rd period, Flames (Otto, Fleury,

Nieuwendyk), Vancouver (Reinhart,

Nordmark)

### **MOST SHORTHANDED GOALS FOR: 2**

May 11, 1995 at San Jose, 9-2, 1st

period, Mike Sullivan and Ron Stern

### **MOST SHORTHANDED GOALS AGAINST: 2 (2X)**

Apr. 14, 1985 vs. Winnipeg, 3-5,

2nd period, Small, Boschman

Apr. 21, 2007 at Detroit, 1-5,

2nd period, Cleary (SH PS), Chelios

### **MOST SHORTHANDED GOALS BOTH TEAMS: 2 (4X)**

Apr. 14, 1983 at Edmonton, 3-6,

3rd period (Flames, Reinhart -

Edmonton, Messier)

Apr. 14, 1985 vs. Winnipeg, 3-5,

2nd period (Winnipeg Small,

Boschman)

May 11, 1995 at San Jose, 9-2,

1st period, Mike Sullivan and

Ron Stern

Apr. 21, 2007 at Detroit, 1-5, 2nd period,

Cleary (SH PS), Chelios

### **MOST PENALTY MINUTES FOR: 94**

Apr. 10, 1979 vs. Toronto, 1-2, 2nd period

Most Penalty Minutes Against: 87

Apr. 10, 1979 vs. Toronto, 1-2, 2nd period

### **MOST PENALTY MINUTES BOTH TEAMS: 181**

Apr. 10, 1979 vs. Toronto, 1-2, 2nd period

(Calgary 94, Toronto 87)

### **FEWEST PENALTY MINUTES FOR: 0 (54X)**

Last time: Apr. 27, 2009

vs. Chicago, 1-4, 3rd period

### **FEWEST PENALTY MINUTES AGAINST: 0 (54X)**

Last time: Apr. 27, 2009

vs. Chicago, 1-4, 3rd period

### **FEWEST PENALTY MINUTES BOTH TEAMS: 0**

Last time: Apr. 22, 2007 vs. Detroit, 1-2

(OTL), 2nd period vs. Tampa Bay,

2-3 (2 OT), 1st OT

## OVERTIME

### **MOST OVERTIME GAMES PLAYOFF YEAR: 7**

#### **2004**

Apr. 17, vs. Vancouver, 4-5 (3 OT),

Morrison

Apr. 19, vs. Vancouver, 3-2, Gelinás

Apr. 22, at Detroit, 2-1, Gelinás

May 3, vs. Detroit, 1-0, Gelinás

May 9, at San Jose, 4-3, Montador

Jun. 3, at Tampa Bay, 3-2, Saprykin

Jun. 5, vs. Tampa Bay, 2-3 (2 OT),

St. Louis

### **MOST OVERTIME WINS PLAYOFF YEAR: 5**

#### **2004**

Apr. 19, vs. Vancouver, 3-2, Gelinás

Apr. 22, at Detroit, 2-1, Gelinás

May 3, vs. Detroit, 1-0, Gelinás

May 9, at San Jose, 4-3, Montador

Jun. 3, at Tampa Bay, 3-2, Saprykin

### **MOST OVERTIME LOSSES PLAYOFF YEAR: 3 (2X)**

#### **1986**

Apr. 20, at Edmonton, 5-6, Anderson

May 12, at St. Louis, 5-6, Wickenheiser

May 18, vs. Montreal, 2-3, Skrudland

#### **1994**

Apr. 26, vs. Vancouver, 1-2, G Courtntall

Apr. 28, at Vancouver, 2-3, Linden

Apr. 30, vs. Vancouver, 3-4, Bure

**LONGEST OVERTIME GAME: 50:02 OT**

Apr. 23, 1996 vs. Chicago, 1-2,  
Joe Murphy

**LONGEST OVERTIME GAME AT HOME:****50:02 OT**

Apr. 23, 1996 vs. Chicago, 1-2,  
Joe Murphy

**LONGEST OVERTIME GAME ON ROAD:****38:08 OT**

May 19, 1989 at Montreal, 3-4,  
Ryan Walter

**SHORTEST OVERTIME GAME: 0:09 OT**

May 18, 1986 vs. Montreal, 2-3,  
Brian Skrudland

**NHL RECORD****SHORTEST OVERTIME GAME AT HOME: 0:09 OT**

May 18, 1986 vs. Montreal, 2-3,  
Brian Skrudland

**NHL RECORD****SHORTEST OVERTIME GAME ON ROAD: 0:12 OT**

Apr. 16, 2009 at Chicago, 2-3,  
Martin Havlat

**20 MIN. OVERTIME****MOST SHOTS FOR: 17**

May 19, 1995 vs. San Jose, 4-5 (2 OT),  
1st OT period

**MOST SHOTS AGAINST: 17**

Apr. 22, 2007 vs. Detroit, 1-2,  
1st OT period

**MOST SHOTS BOTH TEAMS: 25**

Apr. 11, 1981 at Chicago, 5-4,  
1st OT period  
May 19, 1995 vs. San Jose, 4-5 (2 OT),  
1st OT period

**OTHER OVERTIME****MOST SHOTS FOR: 11 (3X)**

Apr. 11, 1981 at Chicago, 5-4, 2nd OT  
Apr. 15, 1989 vs. Vancouver, 4-3, 1st OT  
May 3, 2004 vs. Detroit, 1-0, 1st OT

**MOST SHOTS AGAINST: 12 (2X)**

May 3, 2004 vs. Detroit, 1-0, 1st OT  
May 9, 2004 at San Jose, 4-3, 1st OT

**MOST SHOTS BOTH TEAMS: 22**

Apr. 15, 1989 vs. Vancouver, 4-3,  
1st OT, Calgary 11, Vancouver 11

**FEWEST SHOTS FOR: 0 (7X)**

Apr. 8, 1980 at NY Rangers, 1-2, 1st OT  
Apr. 20, 1986 at Edmonton, 5-6, 1st OT  
May 18, 1986 vs. Montreal, 2-3, 1st OT  
Apr. 17, 2004 vs. Vancouver, 4-5,  
3rd OT  
Jun. 5, 2004 vs. Tampa Bay, 2-3,  
2nd OT

Apr. 27, 2006 vs. Anaheim, 2-3, 1st OT  
Apr. 22, 2009 vs. Chicago, 2-3, 1st OT

**FEWEST SHOTS AGAINST: 0 (4X)**

Apr. 10, 1983 at Vancouver, 4-3, 1st OT  
Apr. 13, 1984 at Edmonton, 6-5, 1st OT  
Apr. 20, 1984 vs. Edmonton, 5-4, 1st OT  
Apr. 19, 2004 at Vancouver, 3-2, 1st OT

**FEWEST SHOTS BOTH TEAMS: 1 (5X)**

Apr. 20, 1984 vs. Edmonton, 5-4,  
1st OT period, Calgary 1, Edmonton 0  
Apr. 20, 1986 at Edmonton, 5-6,  
1st OT period, Calgary 0, Edmonton 1  
May 18, 1986 vs. Montreal, 2-3,  
1st OT period, Calgary 0, Montreal 1  
Apr. 27, 2006 vs. Anaheim, 2-3,  
1st OT period, Calgary 0, Anaheim 1  
Apr. 22, 2009 vs. Chicago, 2-3  
1st OT period, Calgary 0, Chicago 1

# INDIVIDUAL RECORDS

**PLAYOFF CAREER****MOST GAMES: 99**

Jim Peplinski, 1980-1989

**MOST GOALS: 35**

Joe Mullen, 1986-1990

**MOST ASSISTS: 77**

Al MacInnis, 1983-1994

**MOST POINTS: 102**

Al MacInnis, 1983-1994

**MOST PENALTY MINUTES: 382**

Jim Peplinski, 1980-1989

**MOST WINS BY A GOALTENDER: 43**

Michael Vernon, 1986-1994

**PLAYOFF YEAR****MOST GOALS: 16**

Joe Mullen, 1989

**MOST ASSISTS: 24**

Al MacInnis, 1989

**MOST PENALTY MINUTES: 108**

Tim Hunter, 1986

**MOST POINTS: 31**

Al MacInnis, 1989, (7 goals, 24 assists)

**MOST WINS BY A GOALTENDER: 16**

Michael Vernon, 1989

**TIES NHL RECORD****MOST CONSECUTIVE GAMES SCORING****POINTS: 19**

Al MacInnis, 1989-90 Apr. 13,  
1989 to May 25, 1989 (17 games), and  
Apr. 4, 1990 to Apr. 6, 1990  
(2 games), 9 goals, 20 assists,  
29 points

**PLAYOFF SERIES****MOST GOALS FOR: 7 (2X)**

Hakan Loob vs. Los Angeles,  
1988 Smythe Division Semi-Finals  
(5 games)  
Theoren Fleury vs. San Jose, 1995  
Western Conference Quarter-Finals  
(7 games)

**MOST GOALS AGAINST: 8**

Mark Messier, Edmonton, 1984  
Smythe Division Finals (7 games)

**MOST POWER-PLAY GOALS FOR: 5**

Ken Houston, 1981  
Quarter-Finals vs. Philadelphia  
**TIES NHL RECORD**

**MOST ASSISTS FOR: 11**

Al MacInnis vs. Edmonton,  
1984 Smythe Division Finals  
(7 games)

**MOST ASSISTS AGAINST: 9 (2X)**

Ken Linseman, Philadelphia,  
1981 Quarter-Finals (7 games)  
Wayne Gretzky, Edmonton, 1984  
Smythe Division Finals (7 games)

**MOST POINTS FOR: 14**

Theoren Fleury vs. San Jose,  
1995 Western Conference Quarter-  
Finals (7 games), 7 goals, 7 assists

**MOST POINTS AGAINST: 14**

Wayne Gretzky, Edmonton,  
1983 Smythe Division Finals (5 games),  
6 goals, 8 assists



# INDIVIDUAL RECORDS

CONTINUED

## PLAYOFF SERIES CONTINUED

### MOST PENALTY MINUTES FOR: 61

Willi Plett vs. Philadelphia,  
1981 Quarter-Finals (7 games)

### MOST PENALTY MINUTES AGAINST: 53

Charlie Bourgeois, St. Louis,  
1986 Campbell Conference Finals  
(7 games)

## PLAYOFF GAME

### MOST GOALS FOR: 4

Theoren Fleury at San Jose,  
1995 Western Conference Quarter-  
Finals, Game 4, May 13, 1995

### MOST GOALS AGAINST: 4 (2X)

Mark Messier, Edmonton,  
1983 Smythe Division Finals,  
Game 1, Apr. 14, 1983

Wayne Gretzky, Edmonton,  
1983 Smythe Division Finals,  
Game 3, Apr. 17, 1983

### MOST ASSISTS FOR: 4 (2X)

Kent Nilsson vs. Vancouver,  
1983 Smythe Division Semi-Finals,  
Game 2, Apr. 7, 1983

Theoren Fleury at San Jose,  
1995 Western Conference  
Quarter-Finals, Game 3, May 11, 1995

### MOST ASSISTS AGAINST: 4 (2X)

Ken Linseman, Philadelphia,  
1981 Quarter-Finals,  
Game 5, Apr. 22, 1981

Wayne Gretzky, Los Angeles,  
1990 Smythe Division Semi-Finals,  
Game 4, Apr. 10, 1990

### MOST POINTS FOR: 5 (2X)

Al MacInnis vs. Vancouver,  
1994 Western Conference  
Quarter-Finals, Game 2, Apr. 20, 1994,  
2 goals, 3 assists

Theoren Fleury at San Jose,  
1995 Western Conference  
Quarter-Finals, Game 3, May 11, 1995,  
4 goals, 1 assist

### MOST POINTS AGAINST: 7

Wayne Gretzky, Edmonton,  
1983 Smythe Division Finals,  
Game 3, Apr. 17, 1983, 4 goals, 3 assists

### NHL RECORD

### MOST PENALTY MINUTES FOR: 31

Willi Plett vs. Philadelphia,  
1981 Quarter-Finals,  
Game 5, Apr. 22, 1981, 3 minors, 1 major,  
2 game misconducts

### MOST PENALTY MINUTES AGAINST: 32

Dave Williams, Toronto,  
1979 Preliminary Round,  
Game 1, Apr. 10, 1979, 1 minor,  
2 majors, 1-10 minute misconduct,  
1 game misconduct

## PLAYOFF PERIOD

### MOST GOALS FOR: 2 (18X)

Al MacInnis (3x)

vs. Montreal, 1989 Stanley Cup  
Championship, Game 1, 1st period,  
May 14, 1989

vs. Los Angeles, 1990 Smythe  
Division Semi-Finals, Game 1,  
1st period, Apr. 4, 1990

vs. Vancouver, 1994 Western  
Conference Quarter-Finals,  
Game 2, 1st period, Apr. 20, 1994

Doug Gilmour (2x)

vs. Los Angeles, 1989 Smythe  
Division Finals, Game 2, 1st period,  
Apr. 20, 1989

at Los Angeles, 1989 Smythe Division  
Finals, Game 3, 3rd period,  
Apr. 22, 1989

Dan Quinn (2x)

vs. St. Louis, 1986 Campbell Conference  
Finals, Game 5, 2nd period,  
May 10, 1986

at St. Louis, 1986 Campbell Conference  
Finals, Game 6, 2nd period,  
May 12, 1986

Eric Vaill

vs. NY Rangers, 1980 Preliminary  
Round, Game 3, 2nd period,  
Apr. 11, 1980

Randy Holt

vs. Philadelphia, 1981 Quarter-Finals,  
Game 4, 3rd period, Apr. 20, 1981

Paul Reinhart

at Edmonton, 1983 Smythe Division  
Finals, Game 1, 3rd period, Apr. 14, 1983

Doug Risebrough

vs. St. Louis, 1986 Campbell Conference  
Finals, Game 2, 1st period, May 2, 1986

Mike Bullard,

1987 Smythe Division Semi-Finals,  
Game 2, 2nd period, Apr. 9, 1987

Mike Sullivan

at San Jose, 1995 Western Conference  
Quarter-Finals, Game 3, May 11, 1995

Theoren Fleury

at San Jose, 1995 Western Conference  
Quarter-Finals, Game 4, May 13, 1995

Steve Chiasson

vs. Chicago, 1996 Western Conference  
Quarter-Finals, Game 3, Apr. 21, 1996

Jarome Iginla

vs. Anaheim, 2006 Western Conference  
Quarter-Finals, Game 4, 3rd period,  
Apr. 27, 2006

David Moss

vs. Chicago, 2009 Western Conference  
Quarter-Finals, Game 3, 3rd period,  
Apr. 20, 2009

Olli Jokinen

vs. Chicago, 2009 Western Conference  
Quarter-Finals, Game 4, 2nd period,  
Apr. 22, 2009

### MOST GOALS AGAINST: 3

Rick MacLeish, Philadelphia,  
1974 Quarter-Finals,  
Game 2, 2nd period, Apr. 11, 1974

Brian Propp, Philadelphia,

1981 Quarter-Finals,  
Game 5, 1st period, Apr. 22, 1982

### TIES NHL RECORD

### MOST ASSISTS FOR: 2 (42X)

Al MacInnis (7x)

vs. Edmonton, 1984 Smythe Division  
Finals, Game 5, 2nd period,  
Apr. 18, 1984

vs. Edmonton, 1984 Smythe Division  
Finals, Game 6, 1st period,  
Apr. 20, 1984

vs. St. Louis, 1986 Campbell Conference  
Finals, Game 1, 2nd period,  
May 2, 1986

vs. St. Louis, 1986 Campbell Conference  
Finals, Game 2, 3rd period,  
May 4, 1986

vs. Vancouver, 1989 Smythe Division  
Semi-Finals, Game 4, 3rd period,  
Apr. 9, 1989

vs. Vancouver, 1989 Smythe Division  
Semi-Finals, Game 7, 1st period,  
Apr. 15, 1989

vs. Los Angeles, 1993 Smythe Division  
Semi-Finals, Game 2, 3rd period,  
Apr. 21, 1993

Gary Roberts (4x)

at Los Angeles, 1989 Smythe Division  
Finals, Game 3, 3rd period,  
Apr. 21, 1989

at Los Angeles, 1990 Smythe Division  
Semi-Finals, Game 4, 2nd period,  
Apr. 10, 1990

at Edmonton, 1991 Smythe Division  
Semi-Finals, Game 4, 1st period,

## PLAYOFF PERIOD CONTINUED

Apr. 10, 1991  
vs. Los Angeles, 1993 Smythe Division Semi-Finals, Game 2, 2nd period, Apr. 21, 1993

Guy Chouinard (4x)  
vs. NY Rangers, 1980 Preliminary Round, Game 3, 2nd period, Apr. 11, 1980

vs. Philadelphia, 1981 Quarter-Finals, Game 2, 2nd period, Apr. 17, 1981

vs. Philadelphia, 1981 Quarter-Finals, Game 7, 1st period, Apr. 26, 1981

vs. Vancouver, 1983 Smythe Division Semi-Finals, Game 2, 2nd and 3rd periods

Paul Reinhart (3x)  
vs. Chicago, 1981 Preliminary Round, Game 1, 3rd period, Apr. 8, 1981

vs. St. Louis, 1986 Campbell Conference Finals, Game 2, 3rd period, May 4, 1986

at St. Louis, 1986 Campbell Conference Finals, Game 6, 2nd period, May 12, 1986

Gary Suter (3x)  
vs. Los Angeles, 1988 Smythe Division Semi-Finals, Game 1, 1st period, Apr. 6, 1988

vs. Vancouver, 1989 Smythe Division Semi-Finals, Game 4, 1st period, Apr. 9, 1989

vs. Edmonton, 1991 Smythe Division Semi-Finals, Game 5, 1st period, Apr. 12, 1991

Jim Peplinski (2x)  
vs. Philadelphia, 1981 Quarter-Finals, Game 4, 3rd period, Apr. 20, 1981

vs. Montreal, 1986 Stanley Cup Finals, Game 1, 3rd period, May 16, 1986

Rob Ramage (2x)  
vs. Los Angeles, 1989 Smythe Division Finals, Game 4, 1st period, Apr. 24, 1989

vs. Montreal, 1989 Stanley Cup Championship, Game 5, 1st period, May 23, 1989

Sergei Makarov (2x)  
vs. Los Angeles, 1990 Smythe Division Semi-Finals, Game 2, 2nd period, Apr. 6, 1990

at Los Angeles, 1990 Smythe Division Semi-Finals, Game 4, 2nd period

Kent Nilsson  
vs. Chicago, 1981 Preliminary Round,

Game 1, 2nd period, Apr. 8, 1981

Bob Murdoch  
vs. Minnesota, 1981 Semi-Finals, Game 4, 3rd period, May 5, 1981

Doug Risebrough  
vs. Winnipeg, 1985 Smythe Division Semi-Finals, Game 1, 2nd period, Apr. 10, 1985

Terry Johnson  
at Winnipeg, 1986 Smythe Division Semi-Finals, Game 3, 1st period, Apr. 12, 1986

John Tonelli  
at Edmonton, 1986 Smythe Division Finals, Game 1, 1st period, Apr. 18, 1986

Neil Sheehy  
vs. St. Louis, 1986 Campbell Conference Finals, Game 2, 1st period, May 4, 1986

Joel Otto  
vs. Montreal, 1989 Stanley Cup Championship, Game 1, 1st period, May 14, 1989

Phil Housley  
vs. San Jose, 1995 Western Conference Quarter-Finals, Game 1, 3rd period, May 7, 1995

Mike Sullivan  
vs. San Jose, 1995 Western Conference Quarter-Finals, Game 2, 1st period, May 9, 1995

German Titov  
at San Jose, 1995 Western Conference Quarter-Finals, Game 3, 3rd period, May 11, 1995

Ron Stern  
vs. Chicago, 1996 Western Conference Quarter-Finals, Game 3, Apr. 21, 1996

Robyn Regehr  
vs. Vancouver, 2004 Western Conference Quarter-Finals, Game 6, 2nd Period, Apr. 17, 2004

Martin Gelinas  
vs. Detroit, 2004 Western Conference Semi-Finals, Game 3, 2nd Period, Apr. 27, 2004

Andrew Ference  
vs. Anaheim, 2006 Western Conference Quarter Finals, Game 4, 3rd period, Apr. 27, 2006

Eric Nystrom  
vs. Chicago, 2009 Western Conference Quarter-Finals, Game 4, 2nd period, Apr. 22, 2009

### **MOST ASSISTS AGAINST: 3 (2X)**

Ken Linseman, Philadelphia,

1981 Quarter-Finals,  
Game 5, 1st period, Apr. 22, 1981

Dave Ellett, Winnipeg,  
1987 Smythe Division Semi-Finals,  
Game 6, 1st period, Apr. 16, 1987

### **TIES NHL RECORD**

#### **MOST POINTS FOR: 3 (6X)**

Al MacInnis vs. St. Louis,  
1986 Campbell Conference Finals,  
Game 2, 3rd period, May 4, 1986,  
1 goal, 2 assists

Dan Quinn at St. Louis,  
1986 Campbell Conference Finals,  
Game 6, 2nd period, May 12, 1986,  
2 goals, 1 assist

Theoren Fleury vs. Edmonton,  
1991 Smythe Division Semi-Finals,  
Game 7, 1st period, Apr. 16, 1991,  
1 goal, 2 assists

Al MacInnis vs. Vancouver,  
1994 Western Conference Quarter-Finals, Game 2, 1st period,  
Apr. 20, 1994, 2 goals, 1 assist

Steve Chiasson vs. Chicago,  
1996 Western Conference Quarter-Finals, Game 3, Apr. 21, 1996,  
2 goals, 1 assist

Olli Jokinen vs. Chicago  
2009 Western Conference Quarter-Finals, Game 4, 2nd period,  
Apr. 22, 2009, 2 goals, 1 assist

#### **MOST POINTS AGAINST: 3 (12X)**

Wayne Gretzky, Edmonton, (2x)  
1983 Smythe Division Finals,  
Game 3, 1st period, Apr. 17, 1983,  
2 goals, 1 assist

1990 Smythe Division Semi-Finals,  
Game 4, 2nd period, Apr. 10, 1990,  
1 goal, 2 assists

Rick MacLeish, Philadelphia,  
1974 Quarter-Finals, Game 2,  
2nd period, Apr. 11, 1974, 3 goals

Vaclav Nedomansky, Detroit,  
1978 Preliminary Round,  
Game 1, 1st period, Apr. 11, 1978,  
1 goal, 2 assists

Brian Propp, Philadelphia,  
1981 Quarter-Finals, Game 5,  
1st period, Apr. 22, 1981, 3 goals

Ken Linseman, Philadelphia,  
1981 Quarter-Finals, Game 5,  
1st period, Apr. 22, 1981, 3 assists



# INDIVIDUAL RECORDS

CONTINUED

## PLAYOFF PERIOD CONTINUED

Greg Paslawski, St. Louis,  
1986 Campbell Conference Finals,  
Game 6, 3rd period, May 12, 1986,  
2 goals, 1 assist

Mats Naslund, Montreal,  
1986 Stanley Cup Finals,  
Game 3, 1st period, May 20, 1986,  
2 goals, 1 assist

Dave Ellett, Winnipeg,  
1987 Smythe Division Semi-Finals,  
Game 6, 1st period, 3 assists

Tomas Sandstrom, Los Angeles,  
1990 Smythe Division Semi-Finals,  
Game 4, 2nd period, Apr. 10, 1990,  
1 goal, 2 assists

Jeremy Roenick, San Jose,  
2008 Western Conference Quarter-  
Finals, Game 7, 2nd period, Apr. 22,  
2008, 2 goals, 1 assist

Kris Versteeg, Chicago  
2009 Western Conference Quarter-  
Finals, Game 4, 2nd period, Apr. 22,  
2009, 1 goal, 2 assists

### MOST PENALTY MINUTES FOR: 30

Curt Bennett vs. Philadelphia,  
1974 Quarter-Finals,  
Game 3, 2nd period, Apr. 12, 1974,  
2 majors, 110-minute misconduct,  
1 game misconduct

### MOST PENALTY MINUTES AGAINST: 35

Dave Semenko, Edmonton,  
1983 Smythe Division Finals,  
Game 3, 1st period, Apr. 17, 1983,  
1 major, 110-minute misconduct,  
1 game misconduct, 1 match penalty

### FASTEST TWO GOALS, ONE PLAYER: 1:37

Dan Quinn at St. Louis,  
1986 Campbell Conference Finals,  
Game 6, 2nd period, May 12, 1986,  
0:20 and 1:57 vs. Rick Wamsley

## ALL-TIME PLAYOFF SERIES

YEAR	RESULT	SCORE	SERIES
2013-14	Did Not Qualify for Playoffs		
2012-13	Did Not Qualify for Playoffs		
2011-12	Did Not Qualify for Playoffs		
2010-11	Did Not Qualify for Playoffs		
2009-10	Did Not Qualify for Playoffs		
2008-09	Lost to Chicago	2 - 4	Western Conference Quarter-Final
2007-08	Lost to San Jose	3 - 4	Western Conference Quarter-Final
2006-07	Lost to Detroit	2 - 4	Western Conference Quarter-Final
2005-06	Lost to Anaheim	3 - 4	Western Conference Quarter-Final
2004-05	NHL Lockout		
2003-04	Defeated Vancouver	4 - 3	Western Conference Quarter-Final
	Defeated Detroit	4 - 2	Western Conference Semi-Final
	Defeated San Jose	4 - 2	Western Conference Final
	Lost to Tampa Bay	3 - 4	Stanley Cup Final
2002-03	Did Not Qualify for Playoffs		
2001-02	Did Not Qualify for Playoffs		
2000-01	Did Not Qualify for Playoffs		
1999-00	Did Not Qualify for Playoffs		
1998-99	Did Not Qualify for Playoffs		
1997-98	Did Not Qualify for Playoffs		
1996-97	Did Not Qualify for Playoffs		
1995-96	Lost to Chicago	0 - 4	Western Conference Quarter-Final
1994-95	Lost to San Jose	3 - 4	Western Conference Quarter-Final
1993-94	Lost to Vancouver	3 - 4	Western Conference Quarter-Final
1992-93	Lost to Los Angeles	2 - 4	Division Semi-Final
1991-92	Did Not Qualify for Playoffs		
1990-91	Lost to Edmonton	3 - 4	Division Semi-Final
1989-90	Lost to Los Angeles	2 - 4	Division Semi-Final
1988-89	Defeated Vancouver	4 - 3	Division Semi-Final
	Defeated Los Angeles	4 - 0	Smythe Division Final
	Defeated Chicago	4 - 1	Campbell Conference Final
	Defeated Montreal	4 - 2	Stanley Cup Final
1987-88	Defeated Los Angeles	4 - 1	Division Semi-Final
	Lost to Edmonton	0 - 4	Smythe Division Final

## ALL-TIME PLAYOFF SERIES CONTINUED

YEAR	RESULT	SCORE	SERIES
1986-87	Lost to Winnipeg	2 - 4	Division Semi-Final
1985-86	Defeated Winnipeg	3 - 0	Division Semi-Final
	Defeated Edmonton	4 - 3	Smythe Division Final
	Defeated St. Louis	4 - 3	Campbell Conference Final
	Lost to Montreal	1 - 4	Stanley Cup Final
1984-85	Lost to Winnipeg	1 - 3	Division Semi-Final
1983-84	Defeated Vancouver	3 - 1	Division Semi-Final
	Lost to Edmonton	3 - 4	Smythe Division Final
1982-83	Defeated Vancouver	3 - 1	Division Semi-Final
	Lost to Edmonton	1 - 4	Smythe Division Final
1981-82	Lost to Vancouver	0 - 3	Division Semi-Final
1980-81	Defeated Chicago	3 - 0	Preliminary Round
	Defeated Philadelphia	4 - 3	Quarter-Finals
	Lost to Minnesota	2 - 4	Semi-Finals
1979-80	Lost to NY Rangers	1 - 3	Preliminary Round
1978-79	Lost to Toronto	0 - 2	Preliminary Round
1977-78	Lost to Detroit	0 - 2	Preliminary Round
1976-77	Lost to Los Angeles	1 - 2	Preliminary Round
1975-76	Lost to Los Angeles	0 - 2	Preliminary Round
1974-75	Did Not Qualify for Playoffs		
1973-74	Lost to Philadelphia	0 - 4	Quarter-Finals
1972-73	Did Not Qualify for Playoffs		

## YEARS IN PLAYOFFS - 20 OF 33 YEARS (0.606%)\*

WON-LOSS RECORD	SERIES RECORD	RECORD IN 1st ROUND	RECORD IN 2nd ROUND	RECORD IN 3rd ROUND	RECORD IN CUP FINALS
92-99	15-19	7-13	4-3	3-1	1-2
<b>CONFERENCE CHAMPIONSHIPS</b>		<b>STANLEY CUP CHAMPIONSHIPS</b>			
3		1			

\*Excludes Atlanta Flames





# ALL-TIME ROSTER

## FLAMES CAREER SCORING

## PLAYOFF CAREER SCORING

PLAYER	SEASONS	FLAMES CAREER SCORING					PLAYOFF CAREER SCORING					NO.
		GP	G	A	PTS	PIM	GP	G	A	PTS	PIM	
Adduono, Rick	1979-80	3	0	0	0	2	-	-	-	-	-	17
Agostino, Kenny	2013-14	8	1	1	2	0	0	0	0	0	51	
Ahola, Peter	1993-94	2	0	0	0	2	-	-	-	-	38	
Albelin, Tommy	1995-96 to 2000-01	339	12	59	71	92	4	0	0	0	5	
Aliu, Akim	2011-12 to 2012-13	7	2	1	3	26	0	0	0	0	29	
Allison, Jamie	2001-02	101	3	10	13	163	-	-	-	-	7, 2, 33	
Amonte, Tony	2005-06 to 2006-07	161	24	48	72	83	13	2	2	4	10	
Andersson, Erik	1997-98	12	2	1	3	8	-	-	-	-	29	
Andersson, Niklas	2000-01	11	0	1	1	4	-	-	-	-	25	
Arnason, Chuck	1973-74	33	7	6	13	13	-	-	-	-	14	
Arnold, Bill	2013-14	1	0	0	0	0	0	0	0	0	46	
Ashton, Brent	1992-93	32	8	11	19	41	6	0	3	3	15	
Auccin, Adrian	2007-08 to 2008-09	157	20	49	69	83	13	2	4	6	33	
Babchuk, Anton	2010-11 to 2012-13	104	10	28	38	26	0	0	0	0	33	
Backlund, Mikael	2008-09 to 2013-14	246	41	60	101	101	0	0	0	0	60, 11	
Baertschi, Sven	2011-12 to 2013-14	51	8	16	24	16	0	0	0	0	47	
Bancks, Carter	2012-13	2	0	0	0	0	0	0	0	0	46	
Bartel, Robin	1985-86	1	0	0	0	0	6	0	0	0	16	
Bassen, Bob	1998-99	41	1	2	3	35	-	-	-	-	28	
Baxter, Paul	1983-84 to 1986-87	209	16	39	55	568	30	0	4	4	120	
Beaudoin, Serge	1979-80	3	0	0	0	0	-	-	-	-	24	
Beers, Eddy	1981-82 to 1985-86	226	87	105	192	232	22	4	6	10	39	
Begin, Steve	1997-98 & 1999-00	159	15	11	26	214	0	0	0	0	57, 7, 26,	
	to 2002-03 & 2012-13										33, 28	
Belak, Wade	1998-99 to 2000-01	72	0	3	3	218	-	-	-	-	29, 4	
Belanger, Yves	1977-78 to 1978-79	22	0	0	0	0	-	-	-	-	31	
Bennett, Curt	1972-73 to 1977-78 & 1979-80	405	126	140	266	190	9	1	1	2	45	
Berezan, Perry	1984-85 to 1988-89	152	31	42	73	154	20	2	5	7	30	
Bergqvist, Jonas	1989-90	22	2	5	7	10	-	-	-	-	18	
Bernhardt, Tim	1982-83	6	0	0	0	0	-	-	-	-	29	
Bertuzzi, Todd	2008-09	66	15	29	44	74	6	1	1	2	8	
Berube, Craig	2001-02 to 2002-03	234	10	17	27	628	6	0	1	1	21	
Betts, Blair	2001-02 to 2003-04	35	3	5	8	12	-	-	-	-	15	
Bialowas, Dwight	1973-74 to 1974-75	48	3	9	12	22	-	-	-	-	22	
Billins, Chad	2013-14	10	0	3	3	0	0	0	0	0	41	
Bodak, Bob	1987-88	3	0	0	0	22	-	-	-	-	28	
Boldirev, Ivan	1978-79 to 1979-80	65	22	32	54	26	2	0	2	2	2	
Bolduc, Dan	1983-84	2	0	1	1	0	1	0	0	0	32	
Borschevsky, Nikolai	1994-95	8	0	5	5	7	-	-	-	-	16	
Botterill, Jason	1999-00 & 2001-02	6	1	0	1	2	-	-	-	-	17, 20	
Botting, Cam	1975-76	2	0	1	1	0	-	-	-	-	24	
Bouchard, Dan	1972-73 to 1980-81	398	0	16	16	146	12	0	0	0	0	
Bouchard, Joel	1994-95 to 1997-98	126	9	12	21	106	-	-	-	-	34, 5, 6	
Boucher, Bryan	2005-06	3	0	0	0	0	-	-	-	-	33	
Boughner, Bob	2001-02 to 2002-03	148	5	18	23	293	-	-	-	-	6	
Bouma, Lance	2010-11 to 2013-14	121	6	13	19	54	0	0	0	0	57, 17	
Bourgeois, Charles	1981-82 to 1985-86	162	12	34	46	430	15	0	1	1	51	
Bourque, Rene	2008-09 to 2011-12	249	88	76	164	241	5	1	0	1	22	
Bouwmeester, Jay	2009-10 to 2012-13	279	18	79	97	134	0	0	0	0	4	
Bowness, Rick	1975-76 to 1976-77	33	0	4	4	29	-	-	-	-	15	
Boyd, Dustin	2006-07 to 2009-10	192	28	29	57	35	5	1	0	1	0	
Bozek, Steve	1983-84 to 1987-88	261	64	79	143	80	31	7	7	14	53	
Bradley, Brian	1985-86 to 1987-88	45	10	19	29	16	1	0	0	0	0	
Brathwaite, Fred	1998-99 to 2000-01	138	0	3	3	45	-	-	-	-	40	
Breen, Chris	2013-14	9	0	2	2	5	0	0	0	0	43	
Bridgman, Mel	1981-82 to 1982-83	142	45	80	125	197	12	5	4	9	47	

# ALL-TIME ROSTER CONTINUED

PLAYER	SEASONS	FLAMES CAREER SCORING					PLAYOFF CAREER SCORING					NO.
		GP	G	A	PTS	PIM	GP	G	A	PTS	PIM	
Brigley, Travis	1997-98 & 1999-00	19	0	2	2	6	-	-	-	-	-	43, 26
Brochu, Martin	2000-01	0	0	0	0	0	-	-	-	-	-	30
Brodie, T.J.	2010-11 to 2013-14	185	8	51	59	44	0	0	0	0	0	66, 7
Brown, Arnie	1972-73 to 1973-74	63	3	6	9	46	4	0	0	0	0	19
Brubaker, Jeff	1983-84	4	0	0	0	19	-	-	-	-	-	29
Bucyk, Randy	1987-88	2	0	0	0	0	-	-	-	-	-	18
Bullard, Mike	1986-87 to 1987-88	136	76	81	157	102	12	4	5	9	8	22, 25
Bure, Valeri	1997-98 to 2000-01	256	93	99	192	100	-	-	-	-	-	8
Bureau, Marc	1989-90 to 1990-91	19	1	3	4	8	-	-	-	-	-	33, 7
	& 1999-00											
Butler, Chris	2011-12 to 2013-14	194	5	34	39	92	0	0	0	0	0	44
Buzek, Petr	2001-02 to 2002-03	76	4	8	12	28	-	-	-	-	-	8
Byers, Jerry	1974-75	12	1	1	2	9	-	-	-	-	-	10
Byron, Paul	2011-12 to 2013-14	73	10	17	27	31	0	0	0	0	0	32
Cammalleri, Michael	2008-09 & 2011-12 to 2013-14	216	89	89	178	111	6	1	2	3	2	13, 93
Carr, Gene	1978-79	30	3	8	11	6	1	0	0	0	0	14
Carriere, Larry	1975-76 to 1976-77	100	6	18	24	112	1	0	0	0	2	23
Carson, Brett	2010-11 to 2012-13	18	0	1	1	0	0	0	0	0	0	3
Cassels, Andrew	1997-98 to 1998-99	151	29	52	81	50	-	-	-	-	-	21
Cavallini, Gino	1984-85 to 1985-86	54	13	17	30	40	3	0	0	0	4	6
Cervenka, Roman	2012-13	39	9	8	17	14	0	0	0	0	0	10
Charron, Eric	1997-98 to 1999-00	35	0	1	1	55	-	-	-	-	-	38, 36
Chernomaz, Richard	1987-88 to 1988-89	14	1	0	1	6	-	-	-	-	-	15, 33
	& 1991-92											16
Chiasson, Steve	1994-95 to 1996-97	168	15	59	74	133	11	3	3	6	9	21
Chorske, Tom	1998-99	7	0	0	0	2	-	-	-	-	-	26
Chouinard, Guy	1974-75 to 1982-83	514	193	336	529	110	41	9	26	35	12	10, 16, 7
Christie, Ryan	2001-02	2	0	0	0	0	-	-	-	-	-	39
Christoff, Steve	1982-83	45	9	8	17	4	1	0	0	0	0	11
Chucka, Kris	2008-09	2	0	0	0	2	0	0	0	0	0	62
Churla, Shane	1987-88 to 1988-89	34	1	5	6	158	7	0	1	1	17	15
Clark, Chris	1999-00 to 2003-04	278	35	36	71	363	26	3	3	6	30	7, 17, 26
Clement, Bill	1975-76 to 1981-82	444	85	139	224	197	32	3	3	6	14	10
Colborne, Joe	2013-14	80	10	18	28	34	0	0	0	0	0	8
Comeau, Blake	2011-12 to 2012-13	91	9	13	22	38	0	0	0	0	0	10
Comeau, Rey	1972-73 to 1977-78	468	88	126	214	153	9	2	1	3	8	18
Commodore, Mike	2002-03 to 2003-04	18	0	1	1	44	20	0	2	2	19	2
Conacher, Pat	1995-96	7	0	0	0	0	-	-	-	-	-	11
Conroy, Craig	2000-01 to 2003-04	507	97	211	308	276	45	7	15	22	28	22, 24
	& 2006-07 to 2010-11											
Corbet, Rene	1998-99 to 1999-00	68	9	14	23	70	-	-	-	-	-	20
Courteau, Yves	1984-85	18	2	5	7	4	1	0	0	0	0	25
Cowan, Jeff	1999-00 to 2001-02	83	14	5	19	130	-	-	-	-	-	38
Coxe, Craig	1987-88	7	2	3	5	32	2	1	0	1	16	18
Craig, Jim	1979-80	4	0	0	0	0	-	-	-	-	-	1
Cundari, Mark	2012-13 to 2013-14	8	1	2	3	2	0	0	0	0	0	42
Curtale, Tony	1980-81	2	0	0	0	0	-	-	-	-	-	3
Cyr, Denis	1980-81 to 1982-83	66	14	15	29	13	-	-	-	-	-	9, 12
D'Amour, Marc	1985-86	16	0	0	0	22	-	-	-	-	-	1
Dadswell, Doug	1986-87 to 1987-88	27	0	2	2	2	-	-	-	-	-	36
Dahl, Kevin	1992-93 to 1995-96	179	7	22	29	149	16	0	2	2	12	4
	& 1997-98											
Dahlquist, Chris	1992-93 to 1993-94	151	4	18	22	118	7	3	1	4	4	5
Dawes, Nigel	2009-10	66	14	18	32	18	0	0	0	0	0	15
Deadmarsh, Butch	1972-73 to 1973-74	61	7	1	8	97	4	0	0	0	17	10
DeGray, Dale	1985-86 to 1986-87	28	6	7	13	29	-	-	-	-	-	28



# ALL-TIME ROSTER CONTINUED

## FLAMES CAREER SCORING

## PLAYOFF CAREER SCORING

PLAYER	SEASONS	FLAMES CAREER SCORING					PLAYOFF CAREER SCORING					NO.
		GP	G	A	PTS	PIM	GP	G	A	PTS	PIM	
Desbiens, Guillaume	2011-12	10	0	0	0	25	0	0	0	0	0	26
Dingman, Chris	1997-98 to 1998-99	72	3	3	6	166	-	-	-	-	-	7
Dollas, Bobby	1999-00	49	3	7	10	28	-	-	-	-	-	4
Dome, Robert	2002-03	1	0	0	0	0	-	-	-	-	-	38
Domenichelli, Hnat	1996-97 to 1999-00	96	20	23	43	31	-	-	-	-	-	17
Donovan, Shean	2002-03 to 2005-06	175	28	37	65	161	31	5	5	10	29	16
Dowd, Jim	1997-98	48	6	8	14	12	-	-	-	-	-	34
Dubinsky, Steve	1998-99 to 1999-00	84	4	11	15	18	-	-	-	-	-	18
Drury, Chris	2002-03	80	23	30	53	33	-	-	-	-	-	37,18
Drury, Ted	1993-94	34	5	7	12	26	-	-	-	-	-	27
Dunn, Richie	1982-83	80	3	11	14	47	9	1	1	2	8	6
DuPont, Micki	2001-02 to 2002-03	18	1	2	3	6	-	-	-	-	-	42
Dwyer, Mike	1980-81 to 1981-82	9	0	3	3	4	1	1	0	1	0	29,26
Eakin, Bruce	1981-82 & 1983-84 to 1984-85	9	2	1	3	4	-	-	-	-	-	19,22, 25,32
Eakins, Dallas	2000-01 to 2001-02	20	0	1	1	15	-	-	-	-	-	4,20,26
Eaves, Mike	1983-84 to 1985-86	117	28	65	93	30	19	5	5	10	10	7,17
Ecclestone, Tim	1974-75 to 1977-78	220	28	62	90	92	4	0	2	2	6	14
Edwards, Don	1982-83 to 1984-85	114	0	3	3	6	11	0	0	0	0	1
Eisenhut, Neil	1994-95	3	0	0	0	0	-	-	-	-	-	35
Eloranta, Kari	1981-82 to 1984-85 & 1985-86	255	12	96	108	149	21	1	7	8	19	8,20,32
Engblom, Brian	1986-87	32	0	4	4	28	-	-	-	-	-	6
Eriksson, Anders	2007-08 to 2008-09	61	1	17	18	36	5	0	1	1	2	8
Esau, Len	1993-94 to 1994-95	7	0	3	3	7	-	-	-	-	-	36,28
Evans, Brennan	2003-04	-	-	-	-	-	2	0	0	0	0	43
Evason, Dean	1995-96	67	7	7	14	38	3	0	1	1	0	20
Fato, Rico	1998-99 to 2000-01	27	0	1	1	10	-	-	-	-	-	62,44,15
Featerstone, Glen	1996-97	13	1	3	4	19	-	-	-	-	-	4
Fenton, Paul	1990-91	31	5	7	12	10	5	0	0	0	2	12
Ference, Brad	2006-07	5	0	0	0	2	0	0	0	0	0	8
Ference, Andrew	2002-03 to 2006-07	224	10	53	63	210	33	0	7	7	37	21
Ferguson, Craig	1995-96	8	0	0	0	4	-	-	-	-	-	38
Flett, Bill	1975-76 to 1976-77	102	27	21	48	36	2	0	0	0	0	9
Fleury, Theoren	1988-89 to 1998-99	791	364	466	830	1339	59	29	33	62	97	14
Forslund, Tomas	1991-92 to 1992-93	44	5	11	16	12	-	-	-	-	-	27
Fotiu, Nick	1985-86 to 1986-87	51	5	4	9	166	11	0	1	1	34	22
Fox, Greg	1977-78 to 1978-79	80	1	14	15	95	2	0	1	1	8	2
Friesen, Jeff	2006-07	72	6	6	12	34	5	0	0	0	2	16
Freer, Mark	1993-94	2	0	0	0	4	-	-	-	-	-	16
Fuhr, Grant	1999-00	23	0	0	0	2	-	-	-	-	-	31
Gagner, Dave	1996-97	82	27	33	60	48	-	-	-	-	-	51
Galiardi, T.J.	2013-14	62	4	13	17	21	0	0	0	0	0	39
Garner, Tyrone	1997-98 to 1998-99	3	0	0	0	0	-	-	-	-	-	37,1
Gaudreau, Johnny	2013-14	1	1	0	1	0	0	0	0	0	0	53
Gauthier, Denis	1997-98 to 2003-04	384	13	45	58	515	6	0	1	1	4	24,3
Gavey, Aaron	1996-97 to 1997-98	67	9	12	21	58	-	-	-	-	-	23
Gelinias, Martin	2002-03 to 2003-04	157	38	49	87	121	26	8	7	15	35	23
Germyn, Carsen	2005-06 to 2006-07	4	0	0	0	0	-	-	-	-	-	39
Gibbs, Barry	1974-75 to 1977-78	208	13	55	68	218	5	1	0	1	4	2
Giguere, Jean-Sebastien	1998-99 to 1999-00	22	0	1	1	6	-	-	-	-	-	47
Gilmour, Doug	1988-89 to 1991-92	266	81	214	295	286	35	15	13	28	28	39
Giordano, Mark	2005-06 to 2006-07 & 2008-09 to 2013-14	449	55	142	197	429	4	1	0	1	0	46,5
Glencross, Curtis	2008-09 to 2013-14	365	105	109	214	251	6	0	3	3	12	20
Glynn, Brian	1987-88 & 1989-90	68	5	14	19	87	1	0	0	0	0	32
Godard, Eric	2006-07 to 2007-08	83	1	2	3	221	5	0	0	0	0	17

# ALL-TIME ROSTER CONTINUED

PLAYER	SEASONS	FLAMES CAREER SCORING					PLAYOFF CAREER SCORING					NO.
		GP	G	A	PTS	PIM	GP	G	A	PTS	PIM	
Godynnyuk, Alexander	1991-92 to 1992-93	33	3	5	8	23	-	-	-	-	-	21
Gorman, Dave	1979-80	3	0	0	0	0	-	-	-	-	-	15
Gould, Bob	1979-80 to 1981-82	20	3	0	3	4	11	3	1	4	4	22, 19
Gould, John	1976-77 to 1978-79	194	35	50	85	47	7	0	0	0	4	21
Granlund, Markus	2013-14	7	2	1	3	0	0	0	0	0	0	60
Gratton, Benoit	1999-00 to 2000-01	24	1	5	6	24	-	-	-	-	-	37, 39
Gratton, Norm	1972-73	29	3	6	9	12	-	-	-	-	-	10
Graves, Hilliard	1974-75 to 1976-77	172	37	54	91	63	-	-	-	-	-	17
Green, Josh	2003-04	36	2	4	6	24	-	-	-	-	-	26
Greentree, Kyle	2008-09	2	0	0	0	0	0	0	0	0	0	47
Greig, Mark	1994-95	8	1	1	2	2	-	-	-	-	-	16
Grimson, Stu	1988-89 to 1989-90	4	0	0	0	22	-	-	-	-	-	18, 35
Guenette, Steve	1989-90 to 1990-91	3	0	0	0	2	-	-	-	-	-	1
Guy, Kevan	1986-87 to 1987-88	42	0	7	7	33	4	0	1	1	23	3, 5
	§ 1990-91 to 1991-92											
Haas, David	1993-94	2	1	1	2	7	-	-	-	-	-	19
Habscheid, Marc	1991-92	46	7	11	18	42	-	-	-	-	-	17
Hagman, Niklas	2009-10 to 2011-12	106	17	25	42	28	0	0	0	0	0	11, 10
Hale, David	2006-07 to 2007-08	69	0	2	2	56	8	0	0	0	8	21
Hampson, Gord	1982-83	4	0	0	0	5	-	-	-	-	-	27
Hamrik, Roman	2005-06 to 2006-07	126	14	50	64	144	13	0	3	3	10	4
Hannan, Scott	2011-12	78	2	10	12	38	0	0	0	0	0	23
Hanowski, Ben	2012-13 to 2013-14	16	1	2	3	2	0	0	0	0	0	58
Hanson, Keith	1983-84	25	0	2	2	77	-	-	-	-	-	6
Harkins, Todd	1991-92 to 1992-93	20	2	3	5	29	-	-	-	-	-	37, 19
Harrer, Tim	1982-83	3	0	0	0	2	-	-	-	-	-	12
Harris, Ron	1972-73	24	2	4	6	8	-	-	-	-	-	5
Harvey, Buster	1974-75 to 1975-76	80	17	27	44	16	-	-	-	-	-	8
Hay, Dwayne	2000-01	49	1	3	4	16	-	-	-	-	-	21
Heaphy, Shawn	1992-93	1	0	0	0	0	-	-	-	-	-	13
Helenius, Sami	1996-97 & 1998-99	7	0	1	1	8	-	-	-	-	-	8, 4
Henderson, Paul	1979-80	30	7	6	13	6	4	0	0	0	0	15, 19
Hentunen, Jukka	2001-02	28	2	3	5	4	-	-	-	-	-	24
Hextall, Bryan	1973-74 to 1974-75	114	20	20	40	117	4	0	1	1	16	20
Hicke, Ernie	1972-73	58	14	23	37	37	-	-	-	-	-	12
Higgins, Christopher	2009-10	12	2	1	3	0	0	0	0	0	0	21
Hindmarch, Dave	1980-81 to 1984-85	98	21	17	38	25	10	0	0	0	6	18
Hislop, Jamie	1980-81 to 1983-84	215	37	61	98	65	28	3	2	5	11	17
Hlushko, Todd	1994-95 to 1997-98	76	7	13	20	84	1	0	0	0	2	38, 17, 20
Hoglund, Jonas	1996-97 to 1997-98	118	25	24	49	28	-	-	-	-	-	44
Hogoboam, Bill	1972-73	2	0	0	0	0	-	-	-	-	-	11
Holt, Randy	1980-81 to 1981-82	56	0	5	5	174	13	2	2	4	52	7
Horak, Roman	2011-12 to 2012-13	81	5	13	18	16	0	0	0	0	0	51
Housley, Phil	1994-95 to 1995-96	328	50	188	238	140	7	0	9	9	0	6
	§ 1998-99 to 2000-01											
Houston, Ken	1975-76 to 1981-82	462	128	145	273	516	31	9	9	18	64	24, 6
Hrdina, Jiri	1987-88 to 1990-91	157	36	58	94	63	11	0	1	1	2	17
Hudler, Jiri	2012-13 to 2013-14	117	27	54	81	38	0	0	0	0	0	24
Hull, Brett	1985-86 to 1987-88	57	27	24	51	12	6	2	1	3	0	16
Hulse, Cale	1995-96 to 1999-00	277	10	43	53	449	1	0	0	0	0	29, 32
	§ 2005-06											
Hunter, Mark	1988-89 to 1990-91	133	34	26	60	358	10	2	2	4	23	22
Hunter, Tim	1981-82 to 1991-92	545	49	59	108	2405	86	5	6	11	352	19
Huscroft, Jamie	1995-96 to 1996-97	109	3	13	16	279	4	0	1	1	4	7
Huselius, Kristian	2005-06 to 2007-08	216	74	108	182	102	20	2	10	12	14	20
Iginla, Jarome	1995-96 to 2012-13	1219	525	570	1095	831	54	28	21	49	70	24, 12
Ingarfield, Earl Jr.	1979-80 to 1980-81	17	2	3	5	6	2	0	1	1	0	21



# ALL-TIME ROSTER CONTINUED

PLAYER	SEASONS	FLAMES CAREER SCORING					PLAYOFF CAREER SCORING					NO.
		GP	G	A	PTS	PIM	GP	G	A	PTS	PIM	
Irving, Leland	2011-12 to 2012-13	13	0	1	1	0	0	0	0	0	0	37
Ivanans, Raitis	2010-11 to 2011-12	2	0	0	0	5	0	0	0	0	0	41
Jackman, Tim	2010-11 to 2013-14	209	13	23	36	297	0	0	0	0	0	15
Jackson, Jim	1982-83 to 1984-85	107	15	30	45	20	14	3	2	5	6	16
Jaffray, Jason	2009-10	3	0	0	0	0	0	0	0	0	0	38
Jalonen, Kari	1982-83 to 1983-84	34	9	6	15	4	5	1	0	1	0	21
Jantunen, Marko	1996-97	3	0	0	0	0	-	-	-	-	-	45
Johansson, Andreas	1999-00	28	3	7	10	14	-	-	-	-	-	21
Johansson, Mathias	2002-03	46	4	5	9	12	-	-	-	-	-	20
Johansson, Roger	1989-90 to 1990-91	150	8	34	42	157	5	0	1	1	2	21, 34
	§ 1992-93											
Johnson, Aaron	2009-10	22	1	2	3	19	0	0	0	0	0	44
Johnson, Terry	1985-86	24	1	4	5	71	17	0	3	3	64	6
Jokinen, Olli	2008-09 to 2011-12	236	59	106	165	169	6	2	3	5	4	21, 13
Jones, Blair	2011-12 to 2013-14	50	3	4	7	39	0	0	0	0	0	19
Jones, David	2013-14	48	9	8	17	10	0	0	0	0	0	54
Joseph, Curtis	2007-08	9	0	0	0	2	2	0	0	0	0	31
Karlsson, Henrik	2010-11 to 2011-12	26	0	0	0	0	0	0	0	0	0	35
Karpenko, Igor	1998-99	-	-	-	-	-	-	-	-	-	-	29
Kea, Ed	1973-74 to 1978-79	316	22	92	114	283	8	0	1	1	9	24, 19
Keczmer, Dan	1993-94 to 1995-96	98	3	23	26	72	10	0	1	1	6	39
Keetley, Matt	2007-08 to 2009-10	1	0	0	0	0	0	0	0	0	0	36
Kennedy, Sheldon	1994-95 to 1995-96	71	10	15	25	81	10	2	3	5	18	23
Ketter, Kerry	1972-73	41	0	2	2	58	-	-	-	-	-	24
Kidd, Trevor	1991-92 to 1996-97	123	0	9	9	26	9	0	0	0	0	37
Kiprusoff, Miikka	2003-04 to 2012-13	576	0	10	10	43	54	0	1	1	6	34
Kisio, Kelly	1993-94 to 1994-95	63	14	27	41	34	14	3	4	7	27	11
Knight, Carban	2013-14	7	1	0	1	0	0	0	0	0	0	10
Kobasew, Chuck	2002-03 to 2006-07	210	34	37	71	160	33	1	1	1	24	7, 19
Kohn, Ladislav	1995-96 to 1997-98	12	1	2	3	4	-	-	-	-	-	46, 43
	§ 2002-03											
Kolanos, Kryz	2011-12	13	0	1	1	2	0	0	0	0	0	8
Konroyd, Steve	1980-81 to 1985-86	350	18	83	101	386	24	4	7	11	40	3, 7
	§ 1994-95											
Korn, Jim	1989-90	9	0	2	2	26	4	1	0	1	12	26
Kostopoulos, Tom	2010-11 to 2011-12	140	11	15	26	101	0	0	0	0	0	16
Kotalik, Ales	2009-10 to 2010-11	52	7	4	11	37	0	0	0	0	0	26
Kravchuk, Igor	2000-01 to 2001-02	115	4	30	34	23	-	-	-	-	-	25
Krivokrasov, Sergei	1999-00	12	1	10	11	4	-	-	-	-	-	17, 25
Kromm, Richard	1983-84 to 1985-86	189	43	61	104	90	14	1	2	3	13	22
Kronwall, Staffan	2009-10	11	1	2	3	2	0	0	0	0	0	8
Kruse, Paul	1990-91 to 1996-97	246	24	29	53	614	17	2	4	6	28	18, 12
Kryskow, Dave	1975-76	79	15	25	40	65	2	0	0	0	2	8, 20
Kyte, Jim	1990-91 to 1991-92	63	0	10	10	260	7	0	0	0	7	4
Labraaten, Dan	1980-81 to 1981-82	70	19	19	38	19	8	1	0	1	4	21
Lalonde, Bobby	1977-78 to 1979-80	155	38	56	94	54	3	2	0	2	0	7, 11
	§ 1981-82											
Lakovic, Sasha	1996-97	19	0	1	1	54	-	-	-	-	-	38
Lamb, Mark	1985-86	1	0	0	0	0	-	-	-	-	-	16
Landry, Eric	1997-98 to 1998-99	15	1	1	2	4	-	-	-	-	-	11, 26
Langkow, Daymond	2005-06 to 2010-11	392	123	165	288	159	26	6	12	18	12	22
Lapointe, Claude	1995-96	32	4	5	9	20	2	0	0	0	0	47
Larose, Guy	1993-94	7	0	1	1	4	-	-	-	-	-	42
Laurence, Red	1978-79	59	14	20	34	6	-	-	-	-	-	17
LaVallee, Kevin	1980-81 to 1982-83	212	66	65	131	63	19	3	6	9	15	15
Lebeau, Patrick	1992-93	1	0	0	0	0	-	-	-	-	-	38
Leclerc, Mike	2005-06	15	1	4	5	8	3	0	0	0	2	27

# ALL-TIME ROSTER CONTINUED

PLAYER	SEASONS	FLAMES CAREER SCORING					PLAYOFF CAREER SCORING					NO.
		GP	G	A	PTS	PIM	GP	G	A	PTS	PIM	
Leeman, Gary	1991-92 to 1992-93	59	11	12	23	37	-	-	-	-	-	11
Leiter, Bobby	1972-73 to 1974-75	234	64	81	145	41	4	0	0	0	2	16
Lemelin, Rejean	1978-79 to 1986-87	324	0	15	15	53	31	0	3	3	0	1,31
Lemieux, Jean	1973-74 to 1975-76	140	10	38	48	35	4	1	1	2	0	20,6
Lemieux, Jocelyn	1995-96	20	4	4	8	10	4	0	0	0	0	45
Lemieux, Richard	1975-76	1	0	1	1	0	2	0	0	0	0	20
Leopold, Jordan	2002-03 to 2005-06 & 2008-09	233	16	55	71	110	39	0	12	12	18	4,6,40
Lessard, Rick	1988-89 & 1990-91	7	0	2	2	2	-	-	-	-	-	3,32
Letang, Alan	2001-02	2	0	0	0	0	-	-	-	-	-	2
Letourneau-Leblond, Pierre-Luc	2011-12	3	0	0	0	10	0	0	0	0	0	24
Lever, Don	1979-80 to 1981-82	113	48	58	106	66	20	5	8	13	20	12,9
Lindberg, Chris	1991-92 to 1992-93	79	11	17	28	35	2	0	1	1	2	32,11
Lindsay, Bill	1999-00 to 2000-01	132	9	21	30	183	-	-	-	-	-	22
Lombardi, Matthew	2003-04 to 2008-09	347	65	102	167	225	33	2	8	10	10	49,18
Loob, Hakan	1983-84 to 1988-89	450	193	236	429	189	73	26	28	54	16	12
Lowry, Dave	2000-01 to 2003-04	193	31	38	69	131	10	0	0	0	6	10
Loynes, Lynn	2003-04 to 2005-06	13	0	2	2	2	-	-	-	-	-	20,37
Lundmark, Jamie	2005-06 to 2006-07 2008-09 to 2009-10	99	16	23	39	72	6	0	1	1	7	24,27,45
Lydman, Toni	2000-01 to 2003-04	289	19	74	93	140	6	0	1	1	2	32
Lysiak, Tom	1973-74 to 1978-79	445	155	276	431	329	11	2	5	7	12	12
MacDermid, Lane	2013-14	7	0	2	2	12	0	0	0	0	0	28
MacDonald, Craig	2005-06	25	3	2	5	8	1	0	0	0	0	29
MacDonald, Joey	2012-13 to 2013-14	32	0	0	0	2	0	0	0	0	0	35
MacInnis, Al	1981-82 to 1993-94	803	213	609	822	944	95	25	77	102	153	11,22,2
MacLellan, Brian	1988-89 to 1990-91	134	35	35	70	95	28	3	4	7	27	27
MacMillan, Bill	1972-73	78	10	15	25	52	-	-	-	-	-	20
MacMillan, Bob	1977-78 to 1981-82	308	122	173	295	111	24	8	9	17	16	11
Macoun, Jamie	1982-83 to 1991-92	586	62	184	246	664	84	6	19	25	87	34
Makarov, Sergei	1989-90 to 1992-93	297	94	198	292	199	9	1	6	7	0	42
Maki, Tomi	2006-07	1	0	0	0	0	0	0	0	0	0	57
Malgunas, Stewart	1999-00	4	0	1	1	2	-	-	-	-	-	34
Manery, Randy	1972-73 to 1976-77	377	30	142	172	242	9	0	2	2	4	7
Marchment, Bryan	2005-06	37	1	2	3	75	-	-	-	-	-	7
Markwart, Nevin	1991-92	10	2	1	3	25	-	-	-	-	-	23
Marsh, Brad	1978-79 to 1981-82	257	3	41	44	317	22	0	6	6	27	5,22
Martineau, Don	1973-74	4	0	0	0	2	-	-	-	-	-	24
Matteau, Stephane	1990-91 to 1991-92	82	16	19	35	112	5	0	1	1	0	23
May, Alan	1994-95	7	1	2	3	13	-	-	-	-	-	41
Mayers, Jamal	2009-10	27	1	5	6	53	0	0	0	0	0	19
McAdam, Gary	1981-82	46	12	15	27	18	3	0	0	0	0	28
McAmmond, Dean	2001-02 to 2003-04	137	38	43	81	78	-	-	-	-	-	37
McCarthy, Sandy	1993-94 to 1997-98	276	30	25	55	730	17	0	1	1	61	15
McCarty, Darren	2005-06 to 2006-07	99	7	6	13	175	7	2	0	2	15	25
McCreary, Keith	1972-73 to 1974-75	231	49	50	99	91	4	0	0	0	0	9
McCrimmon, Brad	1987-88 to 1989-90	231	16	67	83	274	37	2	8	10	60	4
McDonald, Lanny	1981-82 to 1988-89	492	215	191	406	408	72	24	23	47	98	9
McDonough, Al	1973-74	35	10	9	19	15	4	0	0	0	2	14
McElhinney, Curtis	2007-08 to 2009-10	29	0	0	0	2	1	0	0	0	0	31,1
McGrattan, Brian	2009-10, 2012-13 to 2013-14	129	8	7	15	235	0	0	0	0	0	10,16
McInnis, Marty	1996-97 to 1998-99	91	23	30	53	42	-	-	-	-	-	18
McKendry, Alex	1980-81	36	3	6	9	19	-	-	-	-	-	26
McLennan, Jamie	2002-03 to 2003-04 & 2006-07	57	0	1	1	34	1	0	0	0	12	33,29
McTavish, Dale	1996-97	9	1	2	3	2	-	-	-	-	-	41
Meehan, Gerry	1974-75 to 1975-76	62	11	30	41	8	-	-	-	-	-	10



# ALL-TIME ROSTER CONTINUED

PLAYER	SEASONS	FLAMES CAREER SCORING					PLAYOFF CAREER SCORING					NO.
		GP	G	A	PTS	PIM	GP	G	A	PTS	PIM	
Mercredi, Vic	1974-75	2	0	0	0	0	-	-	-	-	-	10
Meredith, Greg	1980-81 & 1982-83	36	6	4	10	8	5	3	1	4	4	29,25
Meyer, Stefan	2010-11	16	0	2	2	17	-	-	-	-	-	44
Mikkelsen, Brendan	2010-11	19	0	1	1	2	-	-	-	-	-	29
Millen, Corey	1995-96 to 1996-97	92	15	25	40	42	-	-	-	-	-	34
Miller, Brad	1993-94	8	0	1	1	14	-	-	-	-	-	55,34
Modin, Fredrik	2010-11	4	0	0	0	0	-	-	-	-	-	19
Mohns, Doug	1973-74	28	0	3	3	10	-	-	-	-	-	2
Mokosak, Carl	1981-82 to 1982-83	42	7	7	14	87	-	-	-	-	-	19,10
Monahan, Sean	2013-14	75	22	12	34	8	0	0	0	0	0	23
Montador, Steve	2001-02 to 2005-06	94	4	5	9	201	20	1	2	3	6	58,5
Morgan, Jason	2003-04	13	0	2	2	2	-	-	-	-	-	46
Morris, Derek	1997-98 to 2001-02	343	34	129	163	385	-	-	-	-	-	53
Morrison, Brendan	2010-11 to 2011-12	94	13	41	54	22	0	0	0	0	0	8
Morrison, Lew	1972-73 to 1973-74	130	7	13	20	19	-	-	-	-	-	8
Morrow, Scott	1994-95	4	0	0	0	0	-	-	-	-	-	27
Moss, David	2006-07 to 2011-12	317	61	63	124	94	17	4	2	6	4	58,25
Moss, Tyler	1997-98 to 1998-99	17	0	1	1	0	-	-	-	-	-	30
Mottau, Mike	2002-03	4	0	0	0	0	-	-	-	-	-	36
Mrozik, Rick	2002-03	2	0	0	0	0	-	-	-	-	-	51
Mulhern, Richard	1975-76 to 1978-79	207	25	67	92	153	5	0	3	3	5	4
Mullen, Joe	1985-86 to 1989-90	345	190	198	388	95	61	35	20	55	18	7
Murdoch, Bob	1978-79 to 1981-82	262	16	63	79	202	25	2	5	7	42	20
Murray, Bob	1973-74 to 1974-75	104	3	6	9	56	4	1	0	1	2	23
Murray, Marty	1995-96 to 2000-01	26	3	3	6	6	-	-	-	-	-	45,28,20
Murzyn, Dana	1987-88 to 1990-91	201	16	39	55	404	32	4	5	9	35	5
Musil, Frank	1990-91 to 1994-95	335	18	45	63	505	25	1	3	4	21	3
Muzzatti, Jason	1992-93 to 1994-95	2	0	0	0	0	-	-	-	-	-	31,36
Myre, Phil	1972-73 to 1977-78	211	0	5	5	23	5	0	0	0	0	1
Nattress, Ric	1987-88 to 1991-92	226	9	53	62	204	38	4	6	10	30	6
Nazarov, Andrei	1998-99 to 1999-00	112	15	31	46	108	-	-	-	-	-	62
Negrin, John	2008-09	3	0	1	1	2	0	0	0	0	0	61
Nemisz, Greg	2010-11 to 2011-12	15	0	1	1	0	0	0	0	0	0	48
Nichol, Scott	2001-02 to 2002-03	128	13	14	27	256	-	-	-	-	-	40
Nieckar, Barry	1994-95	3	0	0	0	12	-	-	-	-	-	28
Niedermayer, Rob	2001-02 to 2002-03	111	14	24	38	91	-	-	-	-	-	44
Nieuwendyk, Joe	1986-87 to 1994-95	577	314	302	616	330	66	32	28	60	36	18,25
Nieminen, Ville	2003-04	19	3	5	8	18	24	4	4	8	55	24
Nilson, Marcus	2003-04 to 2007-08	194	19	23	42	77	34	4	7	11	14	26
Nilsson, Kent	1979-80 to 1984-85	425	229	333	562	90	33	4	24	28	8	14
Nolan, Owen	2007-08	77	16	16	32	71	7	3	2	5	2	11
Norwood, Lee	1993-94	16	0	1	1	16	-	-	-	-	-	6
Nylander, Michael	1993-94 to 1995-96 & 1997-98 to 1998-99	168	34	74	108	54	13	0	6	6	2	92,26
Nystrom, Eric	2005-06 & 2007-08 to 2009-10	204	19	20	39	191	13	2	2	4	2	23
O'Brien, Shane	2013-14	45	0	3	3	58	0	0	0	0	0	55
O'Flaherty, Gerry	1978-79	1	1	0	1	2	-	-	-	-	-	18
Oliwa, Krzysztof	2003-04	65	3	2	5	247	20	2	0	2	6	33
Olsen, Darryl	1991-92	1	0	0	0	0	-	-	-	-	-	32
Ortjo, Joni	2013-14	9	0	2	2	0	0	0	0	0	0	37
Osiecki, Mark	1991-92	50	2	7	9	24	-	-	-	-	-	55
O'Sullivan, Chris	1996-97 to 1998-99	49	2	11	13	14	-	-	-	-	-	19
Otto, Joel	1984-85 to 1994-95	730	167	261	428	1642	87	23	38	61	188	29
Pankewicz, Greg	1998-99	17	0	3	3	20	-	-	-	-	-	33
Paradise, Bob	1972-73 to 1973-74	89	1	8	9	116	-	-	-	-	-	6
Parfy, Adam	2008-09 to 2010-11	147	4	22	26	141	6	0	2	2	5	55,7
Poslowski, Greg	1992-93 to 1993-94	28	6	5	11	2	6	3	0	3	0	23

# ALL-TIME ROSTER CONTINUED

PLAYER	SEASONS	FLAMES CAREER SCORING					PLAYOFF CAREER SCORING					NO.
		GP	G	A	PTS	PIM	GP	G	A	PTS	PIM	
Patrick, James	1993-94 to 1997-98	217	14	56	70	82	16	0	2	2	8	6, 5, 3
Patterson, Colin	1983-84 to 1990-91	416	88	99	187	187	72	11	16	27	55	11
Pelech, Matt	2008-09	5	0	3	3	9	0	0	0	0	0	56
Peluso, Mike	1997-98	23	0	0	0	113	-	-	-	-	-	8
Peplinski, Jim	1980-81 to 1989-90	711	161	263	424	1467	99	15	31	46	382	24
⊗ 1994-95												
Peters, Warren	2008-09	16	1	0	1	12	4	0	0	0	0	63
Petit, Michel	1991-92 to 1993-94	134	8	40	48	243	-	-	-	-	-	7
Petrovicky, Ronald	2000-01 to 2001-02	107	9	12	21	139	-	-	-	-	-	36
Phaneuf, Dion	2005-06 to 2009-10	378	75	153	228	522	25	5	7	12	22	3
Phillipoff, Harold	1977-78 to 1978-79	118	26	53	79	241	2	0	1	1	2	24
Picard, Noel	1972-73	57	1	10	11	53	-	-	-	-	-	22
Piskula, Joe	2011-12	5	0	0	0	2	0	0	0	0	0	43
Plager, Bill	1972-73	76	2	11	13	92	-	-	-	-	-	2
Plett, Willi	1975-76 to 1981-82	452	150	149	299	1267	27	12	6	18	191	22, 25
Priakin, Sergei	1988-89 to 1990-91	46	3	8	11	2	3	0	0	0	0	16
Price, Noel	1972-73 to 1974-75	199	5	40	45	160	4	0	0	0	6	4
Primeau, Wayne	2006-07 to 2008-09	94	6	15	21	76	13	1	2	3	18	19
Pronovost, Jean	1978-79 to 1979-80	155	52	58	110	42	6	2	0	2	4	9
Prust, Brandon	2006-07 & 2008-09 to 2009-10	78	2	5	7	202	0	0	0	0	0	33
Quinn, Dan	1983-84 to 1986-87	222	72	119	191	100	29	11	12	23	14	10
Quinn, Pat	1972-73 to 1976-77	374	12	87	99	555	7	0	1	1	8	3
Racine, Yves	1996-97	46	1	15	16	24	-	-	-	-	-	36
Ramage, Rob	1987-88 to 1988-89	80	4	19	23	193	29	2	14	16	47	55
Ramholt, Tim	2007-08	1	0	0	0	0	-	-	-	-	-	47
Ramo, Karri	2013-14	40	0	1	1	10	0	0	0	0	0	31
Ranheim, Paul	1988-89 to 1993-94	354	94	100	194	105	19	3	6	9	2	26, 28
Rautakallio, Pekka	1979-80 to 1981-82	235	33	121	154	122	23	2	5	7	8	4
Redmond, Dick	1977-78	42	7	11	18	16	2	1	0	1	0	5
Reese, Jeff	1991-92 to 1993-94	39	0	5	5	16	4	0	0	0	0	35
Regehr, Richie	2006-07	20	1	3	4	6	-	-	-	-	-	49
Regehr, Robyn	1999-00 to 2010-11	827	29	134	163	802	41	3	12	15	28	28
Reichel, Robert	1990-91 to 1996-97	425	153	201	354	217	26	5	14	19	6	26
Reierson, Dave	1988-89	2	0	0	0	2	-	-	-	-	-	8
Reinhart, Max	2012-13 to 2013-14	19	1	4	5	6	0	0	0	0	0	59
Reinhart, Paul	1979-80 to 1987-88	517	109	335	444	203	76	21	51	72	38	23
Reinprecht, Steve	2003-04 to 2005-06	96	17	41	58	28	-	-	-	-	-	27
Ribble, Pat	1976-77 to 1978-79	203	12	31	43	188	4	0	1	1	8	23, 3, 22,
⊗ 1981-82 to 1982-83												8, 28
Richard, Jacques	1972-73 to 1974-75	215	57	46	103	108	4	0	0	0	2	15
Riggan, Pat	1979-80 to 1981-82	119	0	6	6	11	14	0	0	0	0	31, 1
Rioux, Pierre	1982-83	14	1	2	3	4	-	-	-	-	-	32
Risebrough, Doug	1982-83 to 1986-87	247	68	101	169	583	50	10	17	27	95	8
Ritchie, Byron	2005-06 to 2006-07	109	12	8	20	137	8	0	0	0	10	15
Roberts, Gary	1986-87 to 1995-96	585	257	248	505	1736	58	13	30	43	216	32, 10
Roche, Dave	1998-99 to 1999-00	38	3	3	6	49	-	-	-	-	-	25
Rochefort, Leon	1972-73 to 1973-74	110	19	30	49	23	-	-	-	-	-	11
Rolason, Dwayne	1996-97 to 1997-98	70	0	4	4	12	-	-	-	-	-	30
Romanchych, Larry	1972-73 to 1976-77	288	68	95	163	100	7	2	2	4	4	21, 9
Rota, Darcy	1978-79 to 1979-80	57	19	13	32	70	2	0	1	1	26	18
Roy, Andre	2008-09	44	3	0	3	83	2	0	0	0	0	27
Russell, Kris	2013-14	68	7	22	29	15	0	0	0	0	0	4
Russell, Phil	1978-79 to 1982-83	322	29	103	132	469	34	3	13	16	70	2, 3, 5
St. Sauveur, Claude	1975-76	79	24	24	48	23	2	0	0	0	0	11
Sabourin, Dany	2003-04	4	0	1	1	0	-	-	-	-	-	50
Sabourin, Ken	1988-89 to 1990-91	27	1	4	5	72	1	0	0	0	0	23, 55





# ALL-TIME ROSTER CONTINUED

PLAYER	SEASONS	FLAMES CAREER SCORING					PLAYOFF CAREER SCORING					NO.
		GP	G	A	PTS	PIM	GP	G	A	PTS	PIM	
Saprykin, Oleg	1999-00 to 2003-04	187	29	47	76	132	26	3	3	6	14	19
Sarault, Yves	1995-96	11	2	1	3	4	-	-	-	-	-	36
Sarich, Cory	2007-08 to 2012-13	379	10	49	59	462	12	0	2	2	8	6
Sauve, Philippe	2005-06	8	0	0	0	21	-	-	-	-	-	30
Savard, Marc	1999-00 to 2001-02	221	60	94	154	158	-	-	-	-	-	27
Schlegel, Brad	1993-94	26	1	6	7	4	-	-	-	-	-	21
Schulte, Paxton	1996-97	1	0	0	0	2	-	-	-	-	-	35
Scoville, Darrel	1999-00	6	0	0	0	2	-	-	-	-	-	2, 4, 45
Seiling, Rod	1978-79	36	0	4	4	12	2	0	0	0	0	15
Shand, Dave	1976-77 to 1979-80	288	14	63	77	324	11	0	1	1	57	8
Shannon, Darryl	1999-00	27	1	8	9	22	-	-	-	-	-	2
Shantz, Jeff	1998-99 to 2001-02	256	33	53	86	151	-	-	-	-	-	11
Sharples, Scott	1991-92	1	0	0	0	0	-	-	-	-	-	1
Sheehy, Neil	1983-84 to 1987-88 & 1991-92	222	13	34	47	725	32	0	2	2	104	5, 15
Simard, Martin	1990-91 to 1991-92	37	1	5	6	172	-	-	-	-	-	38, 13
Simon, Chris	2003-04 to 2005-06	85	11	16	27	119	22	5	3	8	81	15, 17
Simpson, Bobby	1976-77 to 1980-81	127	23	18	41	94	4	0	1	1	2	11, 22
Simpson, Todd	1995-96 to 1998-99	214	4	26	30	500	-	-	-	-	-	40, 27
Sjostrom, Fredrik	2009-10	46	1	5	6	8	0	0	0	0	0	11
Skalde, Jarrod	1995-96	1	0	0	0	0	-	-	-	-	-	38
Skrudland, Brian	1992-93	16	2	4	6	10	6	0	3	3	12	39
Sloan, Blake	2001-02 to 2002-03	74	2	10	12	32	-	-	-	-	-	24
Smid, Ladislav	2013-14	73	2	6	8	78	0	0	0	0	0	3
Smith, Brad	1979-80 to 1980-81	49	7	4	11	69	-	-	-	-	-	24, 18
Smith, Derek	2011-12 to 2013-14	83	2	11	13	24	0	0	0	0	0	27
Smith, Mark	2007-08	54	1	3	4	59	-	-	-	-	-	16
Smith, Steve	1998-99 to 2000-01	102	1	20	21	139	-	-	-	-	-	55
Smyth, Greg	1991-92 to 1992-93	42	2	3	5	110	-	-	-	-	-	6
Sonnenberg, Martin	2003-04	5	0	0	0	2	-	-	-	-	-	25
Sorochan, Lee	1998-99 to 1999-00	3	0	0	0	0	-	-	-	-	-	33, 32
Staios, Steve	2009-10 to 2010-11	57	4	9	13	40	0	0	0	0	0	27
Stajon, Matt	2009-10 to 2013-14	270	36	85	121	131	0	0	0	0	0	18
Stefaniw, Morris	1972-73	13	1	1	2	2	-	-	-	-	-	19
Stempniak, Lee	2011-12 to 2013-14	160	31	52	83	56	0	0	0	0	0	22
Stern, Ron	1990-91 to 1997-98	396	59	66	125	1288	31	6	6	12	85	22
Stewart, John	1972-73 to 1973-74	142	35	32	67	71	4	0	0	0	10	17
Stiles, Tony	1983-84	30	2	7	9	20	-	-	-	-	-	21
Stillman, Cory	1994-95 to 2000-01	393	109	126	235	192	2	1	1	2	0	20, 16
St. Louis, Martin	1998-99 to 1999-00	69	4	16	20	32	-	-	-	-	-	46, 15
Street, Ben	2012-13 to 2013-14	19	0	2	2	4	0	0	0	0	0	38
Struch, David	1993-94	4	0	0	0	4	-	-	-	-	-	33
Stuart, Brad	2006-07	27	0	5	5	18	6	0	1	1	6	6
Sullivan, Mike	1993-94 to 1996-97	205	20	28	48	54	18	4	6	10	10	32
Sundblad, Niklas	1995-96	2	0	0	0	0	-	-	-	-	-	35
Suter, Gary	1985-86 to 1993-94	617	128	437	565	872	49	6	33	39	66	20
Sutter, Brett	2008-09 to 2010-11	18	1	1	2	12	0	0	0	0	0	42
Sutter, Ron	2000-01	21	1	3	4	12	-	-	-	-	-	20
Sweeney, Bob	1995-96	6	1	1	2	6	2	0	0	0	0	17
Sweeney, Tim	1990-91 to 1991-92	53	8	11	19	12	-	-	-	-	-	7
Tabaracci, Rick	1994-95 to 1996-97 & 1997-98	97	0	4	4	22	4	0	0	0	0	31
Talafous, Dean	1974-75	18	1	4	5	13	-	-	-	-	-	24
Tambellini, Steve	1983-84 to 1984-85	120	34	20	54	20	2	0	1	1	0	15
Tanguay, Alex	2006-07 to 2007-08 & 2010-11 to 2012-13	342	86	198	284	166	13	1	7	8	12	60, 40
Taylor, Danny	2012-13	2	0	0	0	0	0	0	0	0	0	41

# ALL-TIME ROSTER CONTINUED

PLAYER	SEASONS	FLAMES CAREER SCORING					PLAYOFF CAREER SCORING					NO.
		GP	G	A	PTS	PIM	GP	G	A	PTS	PIM	
Thompson, Rocky	1997-98 to 1998-99	15	0	0	0	86	-	-	-	-	-	55,22
Titov, German	1993-94 to 1997-98	345	107	121	228	142	18	7	6	13	14	13
Tkaczuk, Daniel	2000-01	19	4	7	11	14	-	-	-	-	-	18
Tonelli, John	1985-86 to 1987-88	161	40	76	116	164	31	9	14	23	61	27
Torgaev, Pavel	1995-96 & 1999-00	50	6	12	18	18	1	0	0	0	0	35, 18, 50
Toskala, Vesa	2009-10	6	0	0	0	0	0	0	0	0	0	35
Trefilov, Andrei	1992-93 to 1994-95 & 1998-99	23	0	0	0	6	-	-	-	-	-	1, 35
Turek, Roman	2001-02 to 2003-04	152	0	10	10	18	1	0	0	0	0	1
Turnbull, Randy	1981-82	1	0	0	0	2	-	-	-	-	-	22
Unger, Garry	1979-80	79	17	16	33	39	4	0	3	3	2	17, 7
Vail, Eric	1973-74 to 1981-82	539	206	246	452	246	20	5	6	11	6	22, 25, 27
Van Brabant, Bryce	2013-14	6	0	0	0	2	0	0	0	0	0	48
Van der Gulik, David	2008-09	6	0	2	2	0	0	0	0	0	0	59
Vandermeer, James	2007-08 to 2008-09	67	1	8	9	149	13	0	1	1	8	4
Varlamov, Sergei	1997-98 & 1999-00	8	3	0	3	0	-	-	-	-	-	24, 37
Vernon, Michael	1982-83 to 83-84, 85-86 to 93-94 & 2000-01 to 01-02	526	0	34	34	192	81	0	3	3	18	30, 29
Viitakoski, Vesa	1993-94 to 1995-96	23	2	4	6	8	-	-	-	-	-	32, 19
Volcan, Mickey	1983-84	19	1	4	5	18	-	-	-	-	-	5
Walker, Howard	1982-83	3	0	0	0	7	-	-	-	-	-	12
Walz, Wes	1993-94 to 1994-95	92	17	39	56	27	7	3	0	3	2	17
Wamsley, Rick	1987-88 to 1991-92	111	0	2	2	12	4	0	0	0	0	31
Wappel, Gord	1979-80 to 1981-82	20	1	1	2	10	2	0	0	0	4	24, 2, 21
Ward, Ed	1994-95 to 1998-99	215	16	24	40	284	-	-	-	-	-	42
Warrener, Rhett	2003-04 to 2008-09	231	11	26	37	239	37	0	1	1	30	44
Werenka, Brad	1999-00 to 2000-01	45	2	5	7	37	-	-	-	-	-	33, 2
Westgarth, Kevin	2013-14	48	4	3	7	68	0	0	0	0	0	15
White, Ian	2009-10 to 2010-11	43	6	12	18	18	0	0	0	0	0	3
Whitmore, Kay	2001-02	1	0	0	0	0	-	-	-	-	-	35
Wideman, Dennis	2012-13 to 2013-14	92	10	33	43	30	0	0	0	0	0	2, 6
Wiemer, Jason	1997-98 to 2000-01 & 2005-06	252	34	32	66	567	-	-	-	-	-	24
Wilm, Clarke	1998-99 to 2001-02	303	31	42	73	250	-	-	-	-	-	23
Wilson, Bert	1980-81	50	5	7	12	94	1	0	0	0	0	8
Wilson, Carey	1983-84 to 1987-88 & 1990-91 to 1992-93	355	102	161	263	160	32	6	6	12	10	33
Wilson, Clay	2011-12	5	0	0	0	4	0	0	0	0	0	21
Wilson, Rik	1985-86	2	0	0	0	0	-	-	-	-	-	32
Wortman, Kevin	1993-94	5	0	0	0	2	-	-	-	-	-	34
Wotherspoon, Tyler	2013-14	14	0	4	4	4	0	0	0	0	0	56
Wregget, Ken	1998-99	27	0	1	1	8	-	-	-	-	-	31
Wright, Jamie	2001-02 to 2002-03	63	6	14	20	32	-	-	-	-	-	18
Yawney, Trent	1991-92 to 1995-96	274	11	45	56	368	19	3	2	5	26	18, 8
Yelle, Stephane	2002-03 to 2007-08	339	31	65	96	174	43	6	3	9	32	11, 7
Young, C.J.	1992-93	28	3	2	5	20	-	-	-	-	-	23
Zaharko, Miles	1977-78	71	1	19	20	26	1	0	0	0	0	23
Zalapski, Zarley	1993-94 to 1997-98	178	21	55	76	220	18	0	8	8	16	33
Zemlak, Richard	1991-92	5	0	1	1	42	-	-	-	-	-	21
Zyuzin, Andrei	2006-07	49	1	5	6	30	5	1	0	1	2	7



# ALL-TIME SWEATER ROSTER

## 1

Myre, Phil	1972-73 to 1977-78
Lemelin, Rejean	1978-79 & 1986-87
Craig, Jim	1979-80
Riggin, Pat	1979-80 to 1981-82
Edwards, Don	1982-83 to 1984-85
D'Amour, Marc	1985-86
Guenette, Steve	1989-90 to 1990-91
Sharples, Scott	1991-92
Trefilov, Andrei	1992-93 to 1994-95
Moss, Tyler	1997-98
Garner, Tyrone	1998-99
Turek, Roman	2001-02 to 2003-04
McElhinney, Curtis	2008-09 to 2009-10

## 2

Bennett, Curt	1972-73 to 1977-78 & 1979-80
Plager, Bill	1972-73
Mohrs, Doug	1973-74
Gibbs, Barry	1974-75 to 1977-78
Fox, Greg	1977-78 to 1978-79
Russell, Phil	1978-79 to 1982-83
Wappel, Gord	1979-80 to 1981-82
Bourgeois, Charles	1981-82
MacInnis, Al	1983-84 to 1993-94
Allison, Jamie	1996-97 to 1997-98
Scoville, Darrel	1999-00
Shannon, Darryl	1999-00
Werenka, Brad	2000-01
Letang, Alan	2001-02
Commodore, Mike	2002-03 to 2003-04

## 3

Quinn, Pat	1972-73 to 1976-77
Ribble, Pat	1976-77 to 1978-79 & 1981-82 to 1982-83
Russell, Phil	1978-79 to 1982-83
Curtale, Tony	1980-81
Konroyd, Steve	1980-81 to 1985-86
Guy, Kevan	1986-87 to 1987-88
Lessard, Rick	1988-89 & 1990-91
Musil, Frank	1990-91 to 1994-95
Patrick, James	1995-96 to 1997-98
Gauthier, Denis	1998-99 to 2003-04
Phaneuf, Dion	2005-06 to 2009-10
White, Ian	2009-10 to 2010-11
Carson, Brett	2010-11 to 2012-13
Smid, Ladislav	2013-14

## 4

Price, Noel	1972-73 to 1974-75
Mulhern, Richard	1975-76 to 1978-79
Rautakallio, Pekka	1979-80 to 1981-82
Baxter, Paul	1983-84 to 1986-87
McCrimmon, Brad	1987-88 to 1989-90
Kyte, Jim	1990-91 to 1991-92

Dahl, Kevin	1992-93 to 1995-96 & 1997-98
Featherstone, Glen	1996-97
Helenius, Sami	1998-99
Dallas, Bobby	1999-00
Scoville, Darrel	1999-00
Belak, Wade	2000-01
Eakins, Dallas	2000-01 to 2001-02
Leopold, Jordan	2002-03 to 2003-04
Hamlik, Roman	2005-06 to 2006-07
Vandermeer, Jim	2007-08 to 2008-09
Bouwmeester, Jay	2009-10 to 2012-13
Russell, Kris	2013-14

## 5

Harris, Ron	1972-73
Bennett, Curt	1972-73 to 1977-78 & 1979-80
Redmond, Dick	1977-78
Marsh, Brad	1978-79 to 1981-82
Russell, Phil	1978-79 to 1982-83
Volcan, Mickey	1983-84
Sheehy, Neil	1983-84 to 1987-88
Murzyn, Dana	1987-88 to 1990-91
Guy, Kevan	1990-91 to 1991-92
Dahlquist, Chris	1992-93 to 1993-94
Patrick, James	1994-95
Bouchard, Joel	1995-96
Albelin, Tommy	1995-96 to 2000-01
Montador, Steve	2002-03 to 2005-06
Giordano, Mark	2005-06 to 2006-07 & 2008-09 to 2013-14

## 6

Paradise, Bob	1972-73 to 1973-74
Lemieux, Jean	1973-74 to 1975-76
Houston, Ken	1975-76 to 1981-82
Dunn, Richie	1982-83
Hanson, Keith	1983-84
Cavallini, Gino	1984-85 to 1985-86
Johnson, Terry	1985-86
Engblom, Andre	1986-87
Nattress, Ric	1987-88 to 1991-92
Smyth, Greg	1991-92 to 1992-93
Norwood, Lee	1993-94
Wortman, Kevin	1993-94
Patrick, James	1993-94
Bouchard, Joel	1996-97 to 1997-98
Housley, Phil	1994-95 to 1995-96 & 1998-99 to 2000-01
Boughner, Bob	2001-02 to 2002-03
Leopold, Jordan	2005-06
Stuart, Brad	2006-07
Sarich, Cory	2007-08 to 2012-13
Wideman, Dennis	2013-14

## 7

Manery, Randy	1972-73 to 1976-77
Chouinard, Guy	1974-75 to 1982-83
Lalonde, Bobby	1977-78 to 1979-80 & 1981-82
Unger, Garry	1979-80
Holt, Randy	1980-81 to 1981-82
Eaves, Mike	1983-84 to 1985-86
Mullen, Joe	1985-86 to 1989-90
Sweeney, Tim	1990-91 to 1991-92
Petit, Michel	1991-92 to 1993-94
Allison, Jamie	1994-95
Konroyd, Steve	1994-95
Huscroft, Jamie	1995-96 to 1996-97
Dingman, Chris	1997-98 to 1998-99
Begin, Steve	1999-00
Clark, Chris	1999-00
Bureau, Marc	1999-00
Kobasew, Chuck	2002-03 to 2003-04
Marchment, Bryan	2005-06
Zyuzin, Andrei	2006-07
Yelle, Stephane	2007-08
Bertuzzi, Todd	2008-09
Pardy, Adam	2009-10 to 2010-11
Brodie, T.J.	2011-12 to 2013-14

## 8

Morrison, Lew	1972-73 to 1973-74
Harvey, Buster	1974-75 to 1975-76
Kryskow, Dave	1975-76
Shand, Dave	1976-77 to 1979-80
Wilson, Bert	1980-81
Eloranta, Kari	1981-82 to 1982-83
Risebrough, Doug	1982-83 to 1986-87
Reiersen, Dave	1988-89
Yawney, Trent	1995-96
Helenius, Sami	1996-97
Peluso, Mike	1997-98
Bure, Valeri	1997-98 to 2000-01
Buzek, Petr	2001-02 to 2002-03
Ference, Brad	2006-07
Eriksson, Anders	2007-08 to 2008-09
Kronwall, Staffan	2009-10
Morrison, Brendan	2010-11 to 2011-12
Kolanos, Krys	2011-12
Colborne, Joe	2013-14

## 9

McCreary, Keith	1972-73 to 1974-75
Romanchych, Larry	1972-73 to 1976-77
Flett, Bill	1975-76 to 1976-77
Pronovost, Jean	1978-79 to 1979-80
Lever, Don	1979-80 to 1981-82
Cyr, Denis	1980-81 to 1982-83
McDonald, Lanny	1981-82 to 1988-89

## ALL-TIME SWEATER ROSTER CONTINUED

### 10

Grattan, Norm	1972-73
Deadmarsh, Butch	1972-73 to 1973-74
Byers, Jerry	1974-75
Chouinard, Guy	1974-75 to 1982-83
Meehan, Gerry	1974-75 to 1975-76
Mercredi, Vic	1974-75
Clement, Bill	1975-76 to 1981-82
Makosak, Carl	1981-82 to 1982-83
Quinn, Dan	1983-84 to 1986-87
Roberts, Gary	1986-87 to 1995-96
Lowry, Dave	2000-01 to 2003-04
Amonte, Tony	2005-06 to 2006-07
McGrattan, Brian	2009-10
Hagman, Niklas	2010-11 to 2011-12
Comeau, Blake	2011-12 to 2012-13
Cervenka, Roman	2012-13
Knight, Carban	2013-14

### 11

Hogaboam, Bill	1972-73
Rochefort, Leon	1972-73 to 1973-74
St. Sauveur, Claude	1975-76
Simpson, Bobby	1976-77 to 1980-81
MacMillan, Bob	1977-78 to 1981-82
Lalonde, Bobby	1977-78 to 1979-80 & 1981-82
MacInnis, Al	1981-82
Christoff, Steve	1982-83
Patterson, Colin	1983-84 to 1990-91
Leeman, Gary	1991-92 to 1992-93
Lindberg, Chris	1992-93
Kisio, Kelly	1993-94 to 1994-95
Conacher, Pat	1995-96
Landry, Eric	1997-98
Shantz, Jeff	1998-99 to 2001-02
Yelle, Stephane	2002-03 to 2006-07
Nolan, Owen	2007-08
Sjostrom, Fredrik	2009-10
Hagman, Niklas	2009-10
Backlund, Mikael	2010-11 to 2013-14

### 12

Hicke, Ernie	1972-73
Lysiak, Tom	1973-74 to 1978-79
Boldirev, Ivan	1978-79 to 1979-80
Lever, Don	1979-80 to 1981-82
Cyr, Denis	1980-81 to 1982-83
Harrer, Tim	1982-83
Walker, Howard	1982-83
Loob, Hakan	1983-84 to 1988-89
Fenton, Paul	1990-91
Kruse, Paul	1991-92 to 1996-97
Iginla, Jarome	1996-97 to 2012-13

### 13

Simard, Martin	1990-91 to 1991-92
Heaphy, Shawn	1992-93
Titov, German	1993-94 to 1997-98
Jokinen, Olli	2010-11 to 2011-12
Cammalleri, Michael	2008-09 & 2012-13 to 2013-14

### 14

Arason, Chuck	1973-74
McDonough, Al	1973-74
Ecclestone, Tim	1974-75 to 1977-78
Carr, Gene	1978-79
Nilsson, Kent	1979-80 to 1984-85
Bradley, Brian	1985-86 to 1987-88
Fleury, Theoren	1988-89 to 1998-99

### 15

Richard, Jacques	1972-73 to 1974-75
Bowness, Rick	1975-76 to 1976-77
Seiling, Rod	1978-79
Gorman, Dave	1979-80
Henderson, Paul	1979-80
LaVallee, Kevin	1980-81 to 1982-83
Tambellini, Steve	1983-84 to 1984-85
Bartel, Robin	1985-86
Churla, Shane	1987-88 to 1988-89
Chernomaz, Richard	1987-88 to 1988-89
Sheehy, Neil	1991-92
Ashton, Brent	1992-93
McCarthy, Sandy	1993-94 to 1997-98
St. Louis, Martin	1999-00
Fata, Rico	1999-00 to 2000-01
Betts, Blair	2001-02 to 2003-04
Simon, Chris	2003-04
Ritchie, Byron	2005-06 to 2006-07
Dawes, Nigel	2009-10
Jackman, Tim	2010-11 to 2013-14
Westgarth, Kevin	2013-14

### 16

Leiter, Bobby	1972-73 to 1974-75
Chouinard, Guy	1974-75 to 1981-82
Jackson, Jim	1982-83 to 1984-85
Lamb, Mark	1985-86
Hull, Brett	1985-86 to 1987-88
Priakin, Sergei	1988-89 to 1990-91
Chernomaz, Richard	1991-92
Berube, Craig	1991-92 to 1992-93
Freer, Mark	1993-94
Greig, Mark	1994-95
Borschevsky, Nikolai	1994-95
Stillman, Cory	1995-96 to 2000-01
Berube, Craig	1991-92 to 1992-93 & 2001-02 to 2002-03
Danovon, Shean	2002-03 to 2005-06
Friesen, Jeff	2006-07
Smith, Mark	2007-08
Boyd, Dustin	2008-09 to 2009-10
Kostopoulos, Tom	2010-11 to 2011-12
McGrattan, Brian	2012-13 to 2013-14

### 17

Stewart, John	1972-73 to 1973-74
Graves, Hilliard	1974-75 to 1976-77
Laurence, Red	1978-79
Unger, Garry	1979-80
Adduono, Rick	1979-80
Hislop, Jamie	1980-81 to 1983-84
Eaves, Mike	1985-86

Hrdina, Jiri	1987-88 to 1990-91
Habscheid, Marc	1991-92
Walz, Wes	1993-94 to 1994-95
Hlushko, Todd	1995-96
Sweeney, Bob	1995-96
Domenichelli, Hnat	1996-97 to 1999-00
Batterill, Jason	1999-00
Krivokrasov, Sergei	1999-00
Clark, Chris	1999-00 to 2003-04
Simon, Chris	2005-06
Godard, Eric	2007-08
Bourque, Rene	2008-09 to 2011-12
Bouma, Lance	2013-14

### 18

Comeau, Rey	1972-73 to 1977-78
O'Flaherty, Gerry	1978-79
Rota, Darcy	1978-79 to 1979-80
Smith, Brad	1979-80 to 1980-81
Hindmarch, Dave	1980-81 to 1984-85
Nieuwendyk, Joe	1986-87
Bucyk, Randy	1987-88
Coxe, Craig	1987-88
Grimson, Stu	1988-89 to 1989-90
Bergqvist, Jonas	1989-90
Kruse, Paul	1990-91
Yawney, Trent	1991-92 to 1994-95
Torgajev, Pavel	1995-96
McInnis, Marty	1996-97 to 1998-99
Dubinsky, Steve	1998-99 to 1999-00
Tkaczuk, Daniel	2000-01
Wright, Jamie	2001-02 to 2002-03
Drury, Chris	2002-03
Lombardi, Matthew	2003-04 to 2008-09
Stojan, Matt	2009-10 to 2013-14

### 19

Brown, Arnie	1972-73 to 1973-74
Stefaniw, Morris	1972-73
Kea, Ed	1973-74 to 1978-79
Henderson, Paul	1979-80
Gould, Bob	1979-80 to 1981-82
Makosak, Carl	1981-82 to 1982-83
Eakin, Bruce	1981-82
Hunter, Tim	1981-82 to 1991-92
Harkins, Todd	1992-93
Haas, David	1993-94
Viitakoski, Vesa	1993-94 to 1995-96
O'Sullivan, Chris	1996-97 to 1998-99
Saprykin, Oleg	1999-00 to 2003-04
Kabasew, Chuck	2005-06 to 2006-07
Primeau, Wayne	2006-07 to 2008-09
Mayers, Jamal	2008-09 to 2009-10
Modin, Fredrik	2010-11
Jones, Blair	2011-12 to 2013-14

### 20

MacMillan, Bill	1972-73
Hextall, Bryan	1973-74 to 1974-75
Lemieux, Jean	1973-74 to 1975-76
Lemieux, Richard	1975-76



# ALL-TIME SWEATER ROSTER CONTINUED

Kryskow, Dave	1975-76
Murdoch, Bob	1978-79 to 1981-82
Eloranta, Kari	1981-82 to 1984-85
Suter, Gary	1985-86 to 1993-94
Stillman, Cary	1994-95
Evason, Dean	1995-96
Hlushko, Todd	1996-97 to 1997-98
Corbet, Rene	1998-99 to 1999-00
Murray, Marty	2000-01
Eakins, Dallas	2000-01
Sutter, Ron	2000-01
Botterill, Jason	2001-02
Johansson, Mathias	2002-03
Layns, Lynn	2003-04
Huselius, Kristian	2005-06 to 2007-08
Glencross, Curtis	2008-09 to 2013-14

## 21

Romanchych, Larry	1972-73 to 1976-77
Gould, John	1976-77 to 1978-79
Wappel, Gord	1979-80 to 1981-82
Ingarfield, Earl Jr.	1979-80 to 1980-81
Labraaten, Dan	1980-81 to 1981-82
Jalanen, Kari	1982-83 to 1983-84
Stiles, Tony	1983-84
Berezan, Perry	1984-85 to 1988-89
Johansson, Roger	1989-90 to 1990-91
Zemlak, Richard	1991-92
Godynnyuk, Alexander	1991-92 to 1992-93
Schlegel, Brad	1993-94
Chiasson, Steve	1994-95 to 1996-97
Cassels, Andrew	1997-98 to 1998-99
Johansson, Andreas	1999-00
Hay, Dwayne	2000-01
Ference, Andrew	2002-03 to 2006-07
Hale, David	2006-07 to 2007-08
Jokinen, Olli	2008-09 to 2009-10
Higgins, Christopher	2009-10
Wilson, Clay	2011-12

## 22

Picard, Noel	1972-73
Vail, Eric	1973-74 to 1981-82
Bialowas, Dwight	1973-74 to 1974-75
Plett, Willi	1975-76 to 1981-82
Simpson, Bobby	1976-77 to 1980-81
Marsh, Brad	1978-79 to 1981-82
Gould, Bob	1979-80 to 1981-82
Wappel, Gord	1979-80 to 1981-82
Turnbull, Randy	1981-82
MacInnis, Al	1982-83
Eakin, Bruce	1983-84
Kromm, Richard	1983-84 to 1985-86
Fatiu, Nick	1985-86 to 1986-87
Bullard, Mike	1986-87 to 1987-88
Hunter, Mark	1988-89 to 1990-91
Stern, Ron	1990-91 to 1997-98

Thompson, Rocky	1998-99
Lindsay, Bill	1999-00 to 2000-01
Conroy, Craig	2000-01 to 2003-04
Langkow, Daymond	2005-06 to 2010-11
Stempniak, Lee	2011-12 to 2013-14

## 23

Murray, Bob	1973-74 to 1974-75
Carriere, Larry	1975-76 to 1976-77
Zaharko, Miles	1977-78
Reinhart, Paul	1979-80 to 1987-88
Sabourin, Ken	1988-89
Matteau, Stephane	1990-91 to 1991-92
Berube, Craig	1991-92
Markwart, Nevin	1991-92
Young, C.J.	1992-93
Paslawski, Greg	1992-93 to 1993-94
Kennedy, Sheldon	1994-95 to 1995-96
Gavey, Aaron	1996-97 to 1997-98
Wilm, Clarke	1998-99 to 2001-02
Gelinus, Martin	2002-03 to 2003-04
Nystrom, Eric	2007-08 to 2009-10
Hannan, Scott	2011-12
Monahan, Sean	2013-14

## 24

Ketter, Kerry	1972-73
Martineau, Don	1973-74
Kea, Ed	1973-74 to 1978-79
Talafous, Dean	1974-75
Botting, Cam	1975-76
Houston, Ken	1975-76 to 1981-82
Phillippoff, Harold	1977-78 to 1978-79
Beaudoin, Serge	1979-80
Wappel, Gord	1979-80
Smith, Brad	1979-80
Peplinski, Jim	1980-81 to 1989-90
	€ 1994-95
Iginla, Jarome	1995-96 to 1996-97
Gauthier, Denis	1997-98
Hentunen, Jukka	2001-02
Sloan, Blake	2001-02 to 2002-03
Nieminen, Ville	2003-04
Wiemer, Jason	1997-98 to 2000-01
	€ 2005-06
Lundmark, Jamie	2005-06
Conroy, Craig	2006-07 to 2010-11
Letourneau-Leblond, Pierre-Luc	2011-12
Hudler, Jiri	2012-13 to 2013-14

## 25

Vail, Eric	1973-74 to 1981-82
Plett, Willi	1975-76 to 1981-82
Meredith, Greg	1982-83
Eakin, Bruce	1983-84 to 1984-85
Courteau, Yves	1984-85
Bullard, Mike	1986-87 to 1987-88

Nieuwendyk, Joe	1986-87 to 1994-95
Roche, Dave	1998-99 to 1999-00
Krivokrasov, Sergei	1999-00
Andersson, Niklas	2000-01
Kravchuk, Igor	2000-01 to 2001-02
Sonnenberg, Martin	2003-04
McCarty, Darren	2005-06 to 2006-07
Moss, David	2007-08 to 2011-12

## 26

McKendry, Alex	1980-81
Dwyer, Mike	1980-81 to 1981-82
Bridgman, Mel	1981-82 to 1982-83
Bazek, Steve	1983-84 to 1987-88
Ranheim, Paul	1988-89
Korn, Jim	1989-90
Reichel, Robert	1990-91 to 1994-95
	€ 1996-97
Kohn, Ladislav	1997-98
Nylander, Michael	1998-99
Landry, Eric	1998-99
Begin, Steve	1999-00 to 2001-02
Brigley, Travis	1999-00
Clark, Chris	1999-00
Eakins, Dallas	2000-01
Begin, Steve	1999-00 to 2002-03
Green, Josh	2003-04
Nilson, Marcus	2003-04 to 2007-08
Kotalik, Ales	2009-10 to 2010-11
Desbiens, Guillaume	2011-12
Wideman, Dennis	2012-13

## 27

Vail, Eric	1973-74 to 1981-82
Beers, Eddy	1981-82 to 1985-86
Hampson, Gord	1982-83
Tonelli, John	1985-86 to 1987-88
MacLellan, Brian	1988-89 to 1990-91
Forslund, Tomas	1991-92 to 1992-93
Drury, Ted	1993-94
Morrow, Scott	1994-95
Simpson, Todd	1995-96 to 1998-99
Savard, Marc	1999-00 to 2002-03
Berube, Craig	2002-03
Reinprecht, Steve	2003-04 to 2005-06
Leclerc, Mike	2005-06
Roy, Andre	2008-09
Staios, Steve	2009-10 to 2010-11
Smith, Derek	2011-12 to 2013-14

## 28

McAdam, Gary	1981-82
Bourgeois, Charles	1981-82 to 1985-86
DeGray, Dale	1985-86 to 1986-87
Bodak, Bob	1987-88
Ranheim, Paul	1988-89 to 1993-94
Nieckar, Barry	1994-95

## ALL-TIME SWEATER ROSTER CONTINUED

Esau, Len	1994-95
Murray, Marty	1995-96 to 1997-98
Bassen, Bob	1998-99
Regehr, Robyn	1999-00 to 2010-11
Begin, Steve	2012-13
MacDermid, Lane	2013-14

### 29

Dwyer, Mike	1980-81 to 1981-82
Meredith, Greg	1980-81
Bernhardt, Tim	1982-83
Brubaker, Jeff	1983-84
Otto, Joel	1984-85 to 1994-95
Hulse, Cale	1995-96 to 1996-97
Andersson, Erik	1997-98
Karpenko, Igor	1998-99
Belak, Wade	1998-99 to 1999-00
Vernon, Michael	2000-01 to 2001-02
McLennan, Jamie	2003-04 & 2006-07
Mikkelsen, Brendan	2010-11
Aliu, Akim	2011-12 to 2012-13

### 30

Bouchard, Dan	1972-73 to 1980-81
Vernon, Michael	1982-83 to 1983-84 & 1985-86 to 1993-94
Rolason, Dwayne	1996-97 to 1997-98
Moss, Tyler	1998-99
Brochu, Martin	2000-01

### 31

Belanger, Yves	1977-78 to 1978-79
Lemelin, Rejean	1978-79 to 1986-87
Riggin, Pat	1979-80 to 1981-82
Wamsley, Rick	1987-88 to 1991-92
Muzzatti, Jason	1993-94
Tabaracci, Rick	1994-95 to 1997-98
Wregget, Ken	1998-99
Fuhr, Grant	1999-00
Szuper, Levente	2002-03
Joseph, Curtis	2007-08
McElhinney, Curtis	2007-08
Rama, Karri	2013-14

### 32

Rioux, Pierre	1982-83
Eakin, Bruce	1983-84 to 1984-85
Bolduc, Dan	1983-84
Wilson, Rick	1985-86
Eloranta, Kari	1985-86
Roberts, Gary	1986-87
Glynn, Brian	1987-88 & 1989-90
Lessard, Rick	1988-89 & 1990-91
Olsen, Darryl	1991-92
Lindberg, Chris	1991-92 to 1992-93
Viitakoski, Vesa	1993-94
Sullivan, Mike	1993-94 to 1996-97
Sorochan, Lee	1999-00
Lydman, Toni	2000-01 to 2003-04

Hulse, Cale	1997-98 to 1999-00 & 2005-06
Byron, Paul	2011-12 to 2013-14

### 33

Wilson, Carey	1983-84 to 1987-88 & 1990-91 to 1992-93
Chernomaz, Richard	1987-88 to 1988-89
Bureau, Marc	1989-90 to 1990-91
Struch, David	1993-94
Zalapski, Zarley	1993-94 to 1997-98
Pankewicz, Greg	1998-99
Sorochan, Lee	1998-99
Begin, Steve	1999-00
Werenka, Brad	1999-00
Allison, Jamie	2001-02
McLennan, Jamie	2002-03
Oliwa, Krzysztof	2003-04
Aucoin, Adrian	2007-08 to 2008-09
Prust, Brandon	2009-10
Babchuk, Anton	2010-11 to 2012-13

### 34

Macoun, Jamie	1982-83 to 1991-92
Johansson, Roger	1992-93
Miller, Brad	1993-94
Wortman, Kevin	1993-94
Bouchard, Joel	1994-95 to 1995-96
Milten, Corey	1995-96 to 1996-97
Dowd, Jim	1997-98
Malgunas, Stewart	1999-00
Kiprusoff, Miikka	2003-04 to 2012-13

### 35

Grimson, Stu	1988-89 to 1989-90
Reese, Jeff	1991-92 to 1993-94
Eisenhut, Neil	1994-95
Torgajev, Pavel	1995-96
Sundblad, Niklas	1995-96
Schulte, Paxton	1996-97
Trefilov, Andrei	1998-99
Whitmore, Kay	2001-02
Krahn, Brent	2003-04
Toskala, Vesa	2009-10
Karlsson, Henrik	2010-11 to 2011-12
MacDonald, Joey	2012-13 to 2013-14

### 36

Dadswell, Doug	1986-87 to 1987-88
Muzzatti, Jason	1992-93 to 1994-95
Esau, Len	1993-94
Sarault, Yves	1995-96
Racine, Yves	1996-97
Charron, Eric	1999-00
Petrovicky, Ronald	2000-01 to 2001-02
Mottau, Mike	2002-03
Keetley, Matt	2007-08 to 2009-10

### 37

Harkins, Todd	1991-92
Kidd, Trevor	1991-92 to 1996-97

Gagner, Tyrone	1997-98
Gratton, Benoit	1999-00
Varlamov, Sergei	1999-00
Drury, Chris	2002-03
McAmmond, Dean	2001-02 & 2003-04
Prust, Brandon	2006-07
Irving, Leland	2011-12 to 2012-13
Ortio, Joni	2013-14

### 38

Simard, Martin	1990-91 to 1991-92
Lebeau, Patrick	1992-93
Cowan, Jeff	1999-00 to 2001-02
Dome, Robert	2002-03
Jaffroy, Jason	2008-09
Street, Ben	2012-13 to 2013-14

### 39

Ahola, Peter	1993-94
Hlushko, Todd	1994-95
Ferguson, Craig	1995-96
Skalde, Jarrad	1995-96
Lakovic, Sasha	1996-97
Charron, Eric	1997-98 to 1998-99
Gilmour, Doug	1988-89 to 1991-92
Skrudland, Brian	1992-93
Keczmer, Dan	1993-94 to 1995-96
Gratton, Benoit	1999-00 to 2000-01
Christie, Ryan	2001-02
Germyn, Carson	2005-06 to 2006-07
Gallardi, T.J.	2013-14

### 40

Simpson, Todd	1995-96
Brathwaite, Fred	1998-99 to 2000-01
Nichol, Scott	2001-02 to 2002-03
Leopold, Jordan	2008-09
Tanguay, Alex	2006-07 to 2007-08, 2010-11 to 2012-13

### 41

May, Alan	1994-95
McTavish, Dale	1996-97
Boyd, Dustin	2006-07 to 2007-08
Ivanans, Raitis	2010-11 to 2011-12
Taylor, Danny	2012-13
Billins, Chad	2013-14

### 42

Makarov, Sergei	1989-90 to 1992-93
Larose, Guy	1993-94
Ward, Ed	1994-95 to 1998-99
DuPont, Micki	2001-02 to 2002-03
Sutter, Brett	2008-09 to 2010-11
Cundari, Mark	2012-13 to 2013-14

### 43

Brigley, Travis	1997-98
Kohn, Ladislav	2002-03
Piskula, Joe	2011-12
Breen, Chris	2013-14



# ALL-TIME SWEATER ROSTER CONTINUED

## 44

Hoglund, Jonas	1996-97
Fata, Rico	1998-99
Niedermayer, Rob	2001-02 to 2002-03
Warrener, Rhett	2003-04 to 2008-09
Johnson, Aaron	2009-10
Meyer, Stefan	2010-11
Butler, Chris	2011-12 to 2013-14

## 45

Murray, Marty	1995-96
Lemieux, Jocelyn	1995-96
Jantunen, Marko	1996-97
Scoville, Darrel	1999-00
Lundmark, Jamie	2008-09 to 2009-10

## 46

Kohn, Ladislav	1995-96
St. Louis, Martin	1998-99
Morgan, Jason	2003-04
Giordano, Mark	2005-06 to 2006-07
Bancks, Carter	2012-13
Arnold, Bill	2013-14

## 47

Lapointe, Claude	1995-96
Giguere, J.S.	1998-99 to 1999-00
Ramholt, Tim	2007-08
Greentree, Kyle	2008-09
Baertschi, Sven	2011-12 to 2013-14

## 48

Nemisz, Greg	2010-11 to 2011-12
Van Brabant, Bryce	2013-14

## 49

Lombardi, Matthew	2003-04
Regehr, Richie	2005-06 to 2006-07

## 50

Torgaev, Pavel	1999-00
Sabourin, Dany	2002-03 to 2003-04

## 51

Gagner, Dave	1996-97
Mrozik, Rick	2002-03
Horak, Roman	2011-12 to 2012-13
Agostino, Kenny	2013-14

## 53

Morris, Derek	1997-98 to 2001-02
Gaudreau, Johnny	2013-14

## 54

Jones, David	2013-14
--------------	---------

## 55

Ramage, Rob	1987-88 to 1988-89
Sabourin, Ken	1990-91
Osiecki, Mark	1991-92
Miller, Brad	1993-94
Thompson, Rocky	1997-98
Smith, Steve	1998-99 to 2000-01
Parfy, Adam	2008-09
O'Brien, Shane	2013-14

## 56

Pelech, Matt	2008-09
Wotherspoon, Tyler	2013-14

## 57

Begin, Steve	1997-98
Maki, Tomi	2006-07
Bouma, Lance	2010-11 to 2011-12

## 58

Varlamov, Sergei	1997-98
Montador, Steve	2001-02
Moss, David	2006-07
Hanowski, Ben	2012-13 to 2013-14

## 59

Van der Gulik, David	2008-09
Reinhart, Max	2012-13 to 2013-14

## 60

Backlund, Mikael	2008-09 to 2009-10
Granlund, Markus	2013-14

## 61

Negrin, John	2008-09
--------------	---------

## 62

Fata, Rico	1998-99
Nazarov, Andrei	1998-99 to 1999-00
Chucko, Kris	2008-09

## 63

Peters, Warren	2008-09
----------------	---------

## 66

Brodie, T.J.	2010-11
--------------	---------

## 92

Nylander, Michael	1993-94 to 1997-98
-------------------	--------------------

## 93

Cammalleri, Michael	2011-12
---------------------	---------



# 2014-15 NHL ON-ICE OFFICIALS

## REFEREES

NAME	NUMBER
*Burchell, Darcy	42
Charron, Francis	6
*Chmielewski, Tom	43
Devorski, Paul	10
Dwyer, Gord	19
Furlatt, Eric	27
*Hanson, Trevor	47
Hasenfratz, Mike	2
Hebert, Ghislain	22
Hebert, Jean	15
Jackson, Dave	8
Joannette, Marc	25
Kimmerly, Greg	18
Kowal, Tom	32
Kozari, Steve	40
L'Ecuyer, Frederick	17
LaRue, Dennis	14
Lee, Chris	28
Leggo, Mike	3
*Lemelin, Mark	41
*Lewis, Dave	46
*Luxmore, Thomas John	49
Martell, Rob	26
McCaughey, Wes	4
*McIsaac, Jon	45
Meier, Brad	34
Morton, Dean	36
Nicholson, Kendrick	44
O'Halloran, Dan	13
O'Rourke, Dan	9
Peel, Tim	20
Pochmara, Brian	16
Pollock, Kevin	33
Rank, Garrett	48
Rehman, Kyle	37
Rooney, Chris	5
Skilliter, Graham	24
St. Pierre, Justin	12
St-Laurent, Francois	38
Sutherland, Kelly	11
Walsh, Ian	29
Watson, Brad	23

## LINESMEN

NAME	NUMBER
Amell, Derek	75
Barton, Steve	59
Brisebois, David	96
Cameron, Lonnie	74
Cherrey, Scott	50
Cormier, Michel	76
Cvik, Mike	88
Devorski, Greg	54
Driscoll, Scott	68
Galloway, Ryan	82
Gibbs, Darren	66
*Grandt, John	98
Henderson, Don	91
Heyer, Shane	55
Kovachik, Brad	71
*Knorr, Trent	63
Lazarowich, Brad	86
Mach, Brian	78

MacPherson, Matt	83
McElman, Andy	90
Miller, Steve	89
Morin, Jean	97
Murchison, Kiel	79
Murphy, Brian	93
Murray, Jonny	95
Nansen, Derek	70
Nelson, Thor	80
Nowak, Tim	77
Pancich, Bryan	94
Racicot, Pierre	65
Rody, Vaughan	73
Sericolo, Anthony	84
Sharrers, Jay	57
Shewchyk, Mark	92
Wheler, Mark	56

\*Minor League Official





# 2014-15 NHL CRITICAL DATES

## SEPTEMBER 2014

- 11 Rookie camps open
- 18 Training camps open
- 21 Preseason schedule begins
- 24 Kraft Hockeyville: Arizona Coyotes at Calgary Flames (Sylvan Lake, Alta.)
- 25 CCM/USA Hockey All-American Prospects Game (Buffalo, N.Y.)
- 30 NHL Board of Governors Meeting (New York, N.Y.)

## OCTOBER 2014

- 7 Opening day playing rosters set (5:00 p.m. ET)
- 8 Opening night - Regular Season begins
- 8 2014 Molson Canadian NHL Face-Off™ (Toronto, Ont.)
- 8 Kings raise Stanley Cup banner: San Jose Sharks at Los Angeles Kings
- 11 NHL Game Night (all teams in action)
- 20 Hockey Fights Cancer Awareness Month Until November 17

## NOVEMBER 2014

- 14 Hockey Hall of Fame Game: Pittsburgh Penguins at Toronto Maple Leafs (Air Canada Centre, Toronto, Ont.)
- 17 Hockey Hall of Fame induction ceremony (Toronto, Ont.)  
Inductees: Rob Blake, Peter Forsberg, Dominik Hasek, Mike Modano (Player category); Pat Burns (Builder category), Bill McCreary (Referee/Linesman category); Media honorees: Kevin Allen, Pat Foley.
- 18 General Managers' Meeting (Toronto, Ont.)
- 26 NHL Founders Day (1917) - 9 games on schedule
- 28 2014 Discover NHL Thanksgiving Showdown™: New York Rangers at Philadelphia Flyers (1:00 p.m. ET)

## DECEMBER 2014

- 1 Signing deadline for Group 2 free agents (5:00 p.m. ET)
- 4 U.S. Hockey Hall of Fame induction & Celebration of Lester Patrick (Minn/St. Paul, Minn.).  
Inductees: Karyn Bye Dietz, Brian Rafalski, Jeff Sauer, Lou Vairo.
- 8-9 NHL Board of Governors Meeting (Boca Raton, Fla.)
- 19-27 Holiday roster freeze in effect: For all players on an NHL active roster, injured reserve, or with non-roster and injured non-roster status as of midnight (local time) Dec. 19, a roster freeze shall apply through midnight (local time) Dec. 27, with respect to waivers, trades and loans, subject to the exceptions provided for in CBA Article 16.5 (d).
- 24-26 Holiday break (no scheduled practices - dressing rooms closed)
- 26 IIHF World Junior Championship (Montreal, Que. & Toronto, Ont.) Runs to Jan. 5

## JANUARY 2015

- 1 2015 Bridgestone NHL Winter Classic®: Chicago Blackhawks at Washington Capitals (Nationals Park, Washington, D.C.)
- 13 USHL/NHL Top Prospects Game (Dubuque, Iowa)
- 21 CCM/ECHL All-Star Classic (Orlando, Fla.)
- 22 CHL/NHL Top Prospects Game (St. Catharines, Ont.)
- 22-26 NHL All-Star Break (no games played)
- 22-25 No scheduled practices - dressing rooms closed
- 24 NHL All-Star Skills Competition™ (Nationwide Arena, Columbus, Ohio)
- 25 60th NHL All-Star Game (Nationwide Arena, Columbus, Ohio)
- 27 NHL Regular Season resumes

## FEBRUARY 2015

- 1 Hockey is for Everyone Month begins
- 14 Scotiabank Hockey Day in Canada (host: Halifax, N.S.)
- 21 2015 Coors Light NHL Stadium Series™: Los Angeles Kings at San Jose Sharks (Levi's® Stadium, Santa Clara, Calif.)
- 20-22 8th Annual Hockey Weekend Across America presented by CCM (USA Hockey)

## MARCH 2015

- 2 Trade deadline (3:00 p.m. ET)

## APRIL 2015

- 9-11 NCAA Frozen Four (TD Garden, Boston, Mass.)
- 11 Last day of regular season (all teams in action)
- 15 Stanley Cup Playoffs begin
- 16-26 IIHF Under-18 World Championship (Zug and Lucerne, Switzerland)

## MAY 2015

- 1-17 IIHF World Championship (Prague and Ostrava, Czech Republic)
- 21-31 CHL Memorial Cup (Quebec City, Que.)
- 31 NHL Combine (Buffalo, N.Y.) Runs to June 6

## JUNE 2015

- 20 Last possible day for 2014 Stanley Cup Final
- TBA Deadline for first club-elected salary arbitration (later of June 15 or 48 hours after the conclusion of the Stanley Cup Final, 5:00 p.m. ET)
- 26-27 NHL Draft (BB&T Center, Sunrise, Fla.)

## JULY 2015

- 1 Free agency begins (12:00 p.m. ET)
- 5 Deadline for player-elected salary arbitration notification (5:00 p.m. ET)
- 6 Deadline for club-elected salary arbitration notification (5:00 p.m. ET)
- 20 Salary arbitration hearings held. Runs to Aug. 4

## AUGUST 2015

- 6 Deadline for salary arbitration decisions to be rendered



## 2014-15 ADIRONDACK FLAMES CLUB DIRECTORY



### HOCKEY CLUB PERSONNEL

Governor (AHL), President - Calgary Flames.....	Ken M. King
President, Hockey Operations - Calgary Flames, Alternate Governor.....	Brian P. Burke
General Manager - Calgary Flames.....	Brad Treiving
Alternate Gov./Senior VP/Assistant General Manager - Calgary Flames.....	Michael Holditch
Assistant General Manager - Calgary Flames.....	Craig Conroy
Assistant General Manager - Calgary Flames.....	Brad Pascall
Head Coach.....	Ryan Huska
Assistant Coach.....	Todd Gill
Goaltending Coach.....	Scott Gouthro
Strength & Conditioning Coach.....	Mike Thompson
Athletic Therapist.....	Marc Paquet
Equipment Manager.....	Peter Bureaux
Assistant Equipment Manager.....	Brian Sersch

### FLAMES STAFF

Operating Entity.....	Adirondack Flames (US) Limited Partnership
President.....	Brian Petrovek
Vice President, Ticket Sales & Services.....	Kristin Mazza
Vice President, Corporate Sales & Marketing.....	Kevin Breen
Vice President, Finance & Administration.....	Robin Sheridan
Director, Communications & Community Relations.....	Zach Dooley
Director, Game Operations.....	Josh Clevestine
Director, Corporate Marketing & Consumer Relations.....	Seth DeWitt
Assistant Director, Communications & Broadcasting.....	Cameron Close
Account Executive, Ticket Sales.....	Lindsay Borbolla
Account Executive, Ticket Sales.....	Sean Driscoll
Account Executive, Ticket Sales.....	Garren LaPosta

### INFORMATION

#### NATIONAL HOCKEY LEAGUE AFFILIATE

Calgary Flames

#### WEBSITE

[www.adirondackflames.com](http://www.adirondackflames.com)

#### ARENA

Glens Falls Civic Center

#### CAPACITY

4,796

#### DIMENSIONS

200' x 85'

Calgary Flames East Coast League Affiliate: Colorado Eagles



# 2014-15 ADIRONDACK FLAMES REGULAR SEASON SCHEDULE



## OCTOBER 2014

SUN	MON	TUE	WED	THU	FRI	SAT
			1	2	3	4
5	6	7	8	9	10 RCH 7:05	11 ALB 7:00
12	13	14	15	16 RFD 7:00	17 LV 7:05	18 LV 7:00
19	20	21	22 UTI 7:35	23	24 RCH 7:05	25 RCH 7:00
26	27	28	29 SA 7:00	30	31	

## NOVEMBER 2014

SUN	MON	TUE	WED	THU	FRI	SAT
						1 UTI 7:00
2	3	4	5	6	7 HAM 7:30	8 HAM 7:00
9	10 RCH 3:05	11	12	13	14 LE 7:30	15 LE 1:00
16	17	18 CHI 7:00	19	20	21 SYR 7:00	22 RCH 7:00
23 30	24	25	26 TOR 7:00	27	28 UTI 7:00	29 GR 7:00

## DECEMBER 2014

SUN	MON	TUE	WED	THU	FRI	SAT
	1	2 HAM 7:00	3	4	5 TEX 7:00	6 BNG 7:05
7 ALB 3:00	8	9	10 HAM 7:00	11	12 MIL 8:00	13
14 IA 4:00	15	16	17 CHI 12:00	18	19 RCH 7:05	20 UTI 7:00
21	22	23	24	25	26 UTI 7:00	27 HAM 7:00
28 TOR 3:00	29	30	31 TOR 5:30			

## JANUARY 2015

SUN	MON	TUE	WED	THU	FRI	SAT
				1	2 UTI 7:00	3 RCH 7:00
4	5	6 SA 7:00	7	8	9 OKC 7:00	10 UTI 7:00
11	12	13	14	15	16	17 MIL 7:00
18	19	20	21	22	23 RCH 7:05	24 RCH 7:00
25	26	27	28	29	30	31 RCH 7:00

## FEBRUARY 2015

SUN	MON	TUE	WED	THU	FRI	SAT
1	2	3	4 IA 7:00	5	6 UTI 7:00	7 UTI 7:00
8	9	10 SYR 7:00	11	12	13 RCH 7:05	14
15	16	17	18	19	20 OKC 8:00	21 OKC 8:00
22	23	24	25	26	27 UTI 7:00	28 TOR 7:00

## MARCH 2015

SUN	MON	TUE	WED	THU	FRI	SAT
1	2	3	4 HAM 7:30	5	6 TOR 7:00	7 TOR 3:00
8	9	10 HAM 7:00	11	12	13 SYR 7:00	14 TOR 7:00
15 BNG 5:00	16	17	18 RFD 8:00	19	20	21 RFD 8:00
22 GR 4:00	23	24	25 HAM 7:00	26	27 RFD 7:00	28 OKC 7:00
29	30	31				

## APRIL 2015

SUN	MON	TUE	WED	THU	FRI	SAT
			1 TEX 8:30	2 SA 8:00	3	4 SA 8:00
5	6	7 TOR 7:00	8	9	10 UTI 7:00	11 LE 7:00
12 LE 5:00	13	14	15	16	17 SYR 7:00	18 UTI 7:00
19 RCH 5:00	20	21	22	23	24	25
26	27	28	29	30		

### HOME AWAY

All game times are Eastern.  
Game times are subject to change.



## 2013-14 AMERICAN HOCKEY LEAGUE FINAL REGULAR SEASON STANDINGS



### EASTERN CONFERENCE

Atlantic Division		GP	W	L	OTL	SOL	PTS	GF	GA
1	y Manchester	76	48	19	3	6	105	244	188
2	x St. John's	76	46	23	2	5	99	258	207
3	x Providence	76	40	25	2	9	91	233	210
4	Worcester	76	36	34	4	2	78	189	226
5	Portland	76	24	39	3	10	61	222	284

Northeast Division		GP	W	L	OTL	SOL	PTS	GF	GA
1	y Springfield	76	47	23	1	5	100	247	212
2	x Albany	76	40	23	5	8	93	220	193
3	Hartford	76	37	32	1	6	81	202	220
4	Adirondack	76	30	38	2	6	68	182	225
5	Bridgeport	76	28	40	2	6	64	183	238

East Division		GP	W	L	OTL	SOL	PTS	GF	GA
1	y Binghamton	76	44	24	3	5	96	276	232
2	x Wilkes-Barre/Scranton	76	42	26	3	5	92	206	185
3	x Norfolk	76	40	26	3	7	90	201	192
4	Hershey	76	39	27	5	5	88	221	213
5	Syracuse	76	31	32	4	9	75	198	232

### WESTERN CONFERENCE

North Division		GP	W	L	OTL	SOL	PTS	GF	GA
1	y Toronto	76	45	25	2	4	96	223	202
2	x Rochester	76	37	28	6	5	85	216	217
3	Utica	76	35	32	5	4	79	187	216
4	Lake Erie	76	32	33	1	10	75	197	232
5	Hamilton	76	33	35	1	7	74	182	224

Midwest Division		GP	W	L	OTL	SOL	PTS	GF	GA
1	y Chicago	76	45	21	5	5	100	239	191
2	x Grand Rapids	76	46	23	2	5	99	238	187
3	x Milwaukee	76	39	24	6	7	91	215	199
4	Rockford	76	35	32	5	4	79	234	262
5	Iowa	76	27	36	7	6	67	169	235

West Division		GP	W	L	OTL	SOL	PTS	GF	GA
1	y Texas	76	48	18	3	7	106	274	197
2	x Abbotsford	76	43	25	5	3	94	237	215
3	x Oklahoma City	76	36	29	2	9	83	239	256
4	Charlotte	76	37	36	1	2	77	228	241
5	San Antonio	76	30	37	3	6	69	206	235

x = Teams who have clinched a playoff spot

y = Teams who have clinched the division title



## 2013-14 AMERICAN HOCKEY LEAGUE REGULAR SEASON SCORING



#	PLAYER	POS	GP	G	A	PTS	+/-	PIM	PPG	SHG
25	Max Reinhart	C	66	21	42	63	+6	47	5	1
9	Ben Street	C	58	28	32	60	-10	24	10	0
23	Corey Locke	C	66	10	38	48	+1	24	4	0
26*	Markus Granlund	C	52	25	21	46	+10	22	8	2
11*	Corban Knight	C	70	18	27	45	+11	50	6	0
48	Brett Olson	C	75	17	27	44	+8	38	5	1
41	Chad Billins	D	65	10	31	41	+6	40	4	0
22	Blair Jones	C	38	17	21	38	-8	47	6	0
28*	Ben Hanowski	LW	55	13	18	31	+1	18	6	0
47	Sven Baertschi	LW	41	13	16	29	+1	18	4	0
17*	Josh Jooris	C	73	11	16	27	0	67	1	0
27	Derek Smith	D	32	7	17	24	+9	22	1	0
36	Michael Ferland	LW	25	6	12	18	-4	31	2	0
12	Paul Byron	C	23	5	13	18	+10	4	2	0
15	Tim Miller (total)	RW	42	2	13	15	+1	50	0	0
44*	Kane Lafranchise	D	34	0	13	13	-1	2	0	0
34	Carter Bancks	LW	72	3	8	11	+9	53	0	1
14	Mark Cundari (X)	D	32	4	6	10	-1	45	2	0
15	Greg Nemisz (X)	RW	32	5	4	9	+5	9	2	0
2	Braden Lamb	D	44	3	6	9	-3	25	1	0
5*	Tyler Wotherspoon	D	48	1	8	9	+13	12	0	0
55	Shane O'Brien	D	31	3	5	8	+6	58	0	1
20	Roman Horak (X)	C	13	2	5	7	-4	6	1	0
19*	Evan Trupp	C	17	1	6	7	-3	10	0	0
29	Dean Arsene	D	42	1	6	7	-4	43	0	0
18	Drew MacKenzie	D	17	1	4	5	+2	14	0	0
24*	Emile Poirier	RW	2	2	2	4	+4	0	0	0
6	Chris Breen	D	41	1	3	4	-10	29	0	0
8*	Zachery Davies	D	14	3	0	3	-2	6	2	0
13*	Turner Elson	LW	37	2	1	3	+1	19	0	0
3*	Brett Kulak	D	6	1	2	3	+5	2	0	0
14*	Brendan Connolly	C	6	1	1	2	+2	0	0	0
21	Lane MacDermid	LW	25	1	1	2	-2	24	0	0
20*	Jordan Kremyr	RW	16	1	0	1	-1	6	0	0

X - indicates players not on active roster \* - indicates rookie



## 2013-14 AMERICAN HOCKEY LEAGUE REGULAR SEASON SCORING



#	PLAYER	POS	GP	G	A	PTS	+/-	PIM	PPG	SHG	
40	Adrian Foster	C	5	0	1	1	0	2	0	0	
19*	Allan McPherson	C	5	0	1	1	-2	2	0	0	
39*	Kyle Ostrow	RW	5	0	1	1	-2	4	0	0	
4	Zach McKelvie	LW	13	0	1	1	-1	14	0	0	
35	Joey MacDonald	G	16	0	1	1	0	0	0	0	
37	Olivier Roy	G	16	0	1	1	0	0	0	0	
7*	John Ramage	D	50	0	1	1	+2	46	0	0	
16	Jordan Knackstedt	RW	1	0	0	0	-1	5	0	0	
16*	Collin Valcourt	LW	1	0	0	0	0	0	0	0	
30	Laurent Brossoit (X)	G	2	0	0	0	0	0	0	0	
33*	Doug Carr	G	2	0	0	0	0	0	0	0	
3	James Martin	D	2	0	0	0	0	2	0	0	
32*	Patrick Sieloff	D	2	0	0	0	+1	0	0	0	
39	Peter Sivak	C	3	0	0	0	-1	2	0	0	
10*	Morgan Klimchuk	LW	4	0	0	0	-2	4	0	0	
24*	David Eddy	RW	5	0	0	0	-2	5	0	0	
30*	Aaron Dell	G	6	0	0	0	0	0	0	0	
43*	Garnet Hathaway	RW	8	0	0	0	+1	10	0	0	
33	Reto Berra	G	9	0	0	0	0	0	0	0	
46	Trevor Gillies	LW	9	0	0	0	+1	12	0	0	
49*	Brett Lyon (total)	LW	13	0	0	0	-1	39	0	0	
31*	Joni Ortio	G	37	0	0	0	0	6	0	0	
#	GOALIE	GP	MINS	GA	SO	AVG	W	L	SOL	SVS	SV%
33	Doug Carr	2	125:00	4	1	1.92	1	0	1	49	0.925
31	Joni Ortio	37	2133:20	83	2	2.33	27	8	0	1036	0.926
33	Reto Berra	9	473:13	21	0	2.66	4	3	1	208	0.908
35	Joey MacDonald	16	899:59	45	0	3.00	5	10	0	447	0.909
37	Olivier Roy(X)	16	834:08	46	0	3.31	7	8	1	417	0.901
30	Laurent Brossoit	2	94:23	9	0	5.72	0	1	0	42	0.824
30	Aaron Dell	6	261:30	10	0	2.29	1	2	0	118	0.922
	Empty Net		25:11	6						6	

X - indicates players not on active roster \* - indicates rookie



## 2013-14 AMERICAN HOCKEY LEAGUE PLAYOFF SCORING



#	PLAYER	POS	GP	G	A	PTS	+/-	PIM	PPG	SHG
26	Markus Granlund	C	4	2	3	5	-4	2	2	0
25	Max Reinhart	C	4	1	3	4	-4	4	1	0
41	Chad Billins	D	4	0	2	2	-4	2	0	0
6	Chris Breen	D	4	0	2	2	-2	2	0	0
24	Emile Poirier	RW	3	1	0	1	0	2	0	0
44	Kane Lafranchise	D	4	1	0	1	0	2	0	0
23	Corey Locke	C	4	1	0	1	+1	0	0	0
55	Shane O'Brien	D	4	1	0	1	-3	18	0	0
48	Brett Olson	C	4	1	0	1	+2	2	0	0
11	Corban Knight	C	2	0	1	1	-1	2	0	0
47	Sven Baertschi	LW	4	0	1	1	-3	6	0	0
28	Ben Hanowski	LW	4	0	1	1	-3	2	0	0
22	Blair Jones	C	4	0	1	1	-4	6	0	0
31	Joni Ortio	G	4	0	1	1	0	0	0	0
9	Ben Street	C	4	0	1	1	+1	2	0	0
33	Doug Carr	G	1	0	0	0	0	0	0	0
43	Garnet Hathaway	RW	1	0	0	0	-1	10	0	0
17	Josh Jooris	C	1	0	0	0	-1	2	0	0
27	Derek Smith	D	1	0	0	0	0	0	0	0
15	Tim Miller	RW	2	0	0	0	0	0	0	0
29	Dean Arsene	D	3	0	0	0	+1	18	0	0
46	Trevor Gillies	LW	3	0	0	0	0	0	0	0
34	Carter Bancks	LW	4	0	0	0	-1	0	0	0
3	Brett Kulak	D	4	0	0	0	0	2	0	0

#	GOALIE	GP	MINS	GA	SO	AVG	W	L	SOL	SVS	SV%
31	Joni Ortio	4	249:42	12	0	2.88	1	3	0	130	0.915
33	Doug Carr	1	28:41	2	0	4.18	0	0	0	13	0.867
	Empty Net		1:04	1						1	

X - indicates players not on active roster \* - indicates rookie



# 2014-15 CALGARY HITMEN

P.O. Box 1540 Station M, Calgary, AB, Canada T2P 3B9

email: info@hitmenhockey.com website: hitmenhockey.com


PHONE: 403-571-2200 FAX: Business 403-571-2211 Hockey: 403-777-2171



**Kelly Kisio**  
President Hockey  
Operations,  
Alternate Governor



**Mike Moore**  
General Manager and  
VP Business Operations



**Mark French**  
Head Coach

## DIRECTORY

President/CEO/Governor .....Ken King  
 President Hockey Operations/Alternate Governor .....Kelly Kisio  
 General Manager and Vice President Business Operations .....Mike Moore  
 Assistant Manager, Business Operations .....Josh Kirkpatrick  
 Head Coach .....Mark French  
 Assistant General Manager and Associate Coach .....Brent Kisio  
 Assistant Coach .....Joel Otto  
 Goaltending Coach .....Darcy Wakaluk  
 Strength & Conditioning Coach .....Sean Hope-Ross  
 Video Coaches .....Troy Norcross and Jeff Hansen  
 Athletic Therapist .....Will McMillan  
 Equipment Manager .....Jason Monney  
 Director, Player Personnel .....Dan Bonar  
 Travelling Scout .....Ray Payne  
 Education Advisor/Billet Coordinator .....Bernie Bajnok  
 Team Security Officer .....Ken Thrower  
 Assistant Manager, Communications .....Joanna French  
 Coordinator, Communications .....Brad Curle

## INFORMATION

Game Day Ticket Sales .....Phone 1-855-985-5000  
 Group Sales/Flex Packs .....Phone 403-777-4646  
 Home Arena .....Scotiabank Saddledome  
 Seating Capacity .....16,337  
 Rink Dimensions .....200' x 85'  
 Training Camp .....Don Hartman North East Sportsplex, Calgary, AB  
 Colours .....Black, Copper, Red and White  
 Team Uniforms .....(Home) - White Base with Copper, Red and White  
 .....(Away) - Black Base with Copper, Red and White  
 Conference .....Eastern  
 Division .....Central

## PRESS GUIDE

Location of Press Box .....East and West Side  
 Press Entry .....From Lot D, Southeast Entrance  
 Radio Station .....Sportsnet 960 The FAN  
 Broadcasters .....Brad Curle  
 .....Ken Thrower  
 Local Newspaper .....Calgary Herald, Calgary Sun, Metro Calgary  
 TV Affiliate .....Shaw TV Calgary

## 2014-15 ROSTER

NO.	NAME	POSITION	NO.	NAME	POSITION
1*	Evan Johnson	G	18	Jake Virtanen	RW
2*	Jake Bean	D	19*	Jordy Stallard	C
3	Kenton Helgesen	LW	19	Adam Tambellini	C
4	Michael Zipp	D	21	Terrell Draude	C
5	Kirk Johnson	D	22	Linden Penner	RW
6	Colby Harmsworth	D	23*	Taylor Sanheim	LW
7*	Marshall Donald	D	24*	Carsen Twarynski	LW
8*	Lochlan Morrison	D	25	Greg Chase	C
9*	Pavel Karnaukhov	C	26	Connor Rankin	LW
10	Chase Lang	RW	28	Elliott Peterson	LW
11*	Beck Malenstyn	C	29	Radel Fazleev	LW
12*	Landon Welykholowa	C	27*	Aaron Hyman	D
14	Layne Bensmiller	RW	27	Ben Thomas	D
15	Mike Bensmiller	C	31	Mack Shields	G
16	Cal Babych	RW	32	Travis Sanheim	D
17	Pavel Padakin	RW			*rookie





# 2014-15 CALGARY HITMEN REGULAR SEASON SCHEDULE

## SEPTEMBER 2014

SUN	MON	TUE	WED	THU	FRI	SAT
	1	2	3	4	5	6
7	8	9	10	11	12	13
14	15	16	17	18	19	20 RD 7:00
21	22	23	24	25	26 MH 7:00	27
28 LET 4:00	29	30				

## NOVEMBER 2014

SUN	MON	TUE	WED	THU	FRI	SAT
						1 MJ 7:00
2	3	4 SAS 6:05	5 PA 6:00	6	7 REG 6:00	8 BDN 6:30
9	10	11	12	13	14 KTN 7:00	15
16 SAS 4:00	17	18	19	20	21 MJ 7:00	22 RD 7:00
23 RD 4:30	24	25	26 PA 7:00	27	28 SC 7:00	29 VAN 7:00
	30					

## JANUARY 2015

SUN	MON	TUE	WED	THU	FRI	SAT
				1	2	3 BDN 6:30
4 REG 5:00	5	6 MJ 6:00	7 SC 6:00	8	9	10 LET 7:00
11 BDN 1:00	12	13	14 RD 7:00	15	16	17 VIC 7:00
18 REG 4:00	19	20	21	22	23 SC 7:00	24 EDM 7:00
25 VAN 4:00	26	27	28	29	30 PA 7:00	31 EDM 2:00

## MARCH 2015

SUN	MON	TUE	WED	THU	FRI	SAT
1	2	3 KAM 8:00	4 PG 8:00	5	6	7 EDM 7:00
8	9	10	11	12	13 RD 7:00	14 LET 7:00
15 LET 4:00	16	17	18 RD 7:00	19	20 KTN 7:00	21
22 KTN 2:00	23	24	25	26	27	28
29	30	31				

## OCTOBER 2014

SUN	MON	TUE	WED	THU	FRI	SAT
			1 LET 7:00	2	3 EDM 7:00	4 KTN 7:00
5	6	7	8	9	10 VIC 7:00	11
12 BDN 4:00	13	14	15	16	17 MH 7:30	18 MH 7:00
19 REG 4:00	20	21	22	23	24 KTN 7:00	25 MH 7:30
26 PG 4:00	27	28	29	30	31 SC 7:00	

## DECEMBER 2014

SUN	MON	TUE	WED	THU	FRI	SAT
	1	2 RD 7:00	3	4	5 EDM 7:00	6
7 MJ 4:00	8	9	10	11	12	13 KAM 7:00
14 KEL 4:00	15	16	17 EDM 7:00	18	19	20
21	22	23	24	25	26	27 KTN 7:00
28 KTN 4:00	29	30 LET 7:00	31			

## FEBRUARY 2015

SUN	MON	TUE	WED	THU	FRI	SAT
1	2	3	4	5	6	7 PA 6:00
8 SAS 5:05	9	10	11 PG 7:00	12	13 SAS 7:00	14 MH 7:30
15	16	17 MH 7:00	18	19	20 SPO 8:05	21 TC 8:05
22	23	24 SEA 8:05	25 POR 8:00	26	27 EVT 8:35	28 KEL 8:05

[f /HitmenHockey](#)

[@WHLHitmen](#)

**HOME AWAY**

All game times are MT.  
Game times are subject to change.



Hitmen games broadcast live on Sportsnet 960 The FAN (960 AM) radio. During Flames games the Hitmen broadcasts are available on [www.sportsnet.ca/960](http://www.sportsnet.ca/960)



# CALGARY ROUGHNECKS



P.O. Box 1540 Station M, Calgary, AB, Canada T2P 3B9  
 Email: info@calgaryroughnecks.com  
 Website: calgaryroughnecks.com  
 PHONE: 403-777-2177 | FAX: 403-777-2171



**Mike Board**  
 GM, ALTERNATE GOVERNOR  
 & DIRECTOR OF BUSINESS OPERATIONS



**Curt Malawsky**  
 HEAD COACH & ASSISTANT GM



**Bob McMahon**  
 ASSISTANT COACH



**Bruce Codd**  
 ASSISTANT COACH

## DIRECTORY

President & CEO .....	Ken King
Governor & COO .....	John Bean
GM, Alternate Governor & Director of Business Operations .....	Mike Board
Assistant Manager Business Operations .....	Allana Minchau
Assistant Manager Communications .....	Joanna French
Head Coach & Assistant GM .....	Curt Malawsky
Assistant Coach .....	Bob McMahon
Assistant Coach .....	Bruce Codd
Equipment Manager .....	Chris Norton
Althetic Therapist .....	Kylie Gadsby

## INFORMATION

Game Day Ticket Sales .....	Phone 1-855-985-0000
Group Sales/Flex Packs .....	Phone 403-777-4646
Home Arena .....	Scotiabank Saddledome
Seating Capacity .....	19,289
Floor Dimensions .....	200' x 85'
Colours .....	Red, White and Black
Team Uniforms .....	(Home) - Red with Black trim (Away) - White with Red and Black trim
Conference .....	West

## PRESS GUIDE

Location of Press Box .....	East and West Side
Press Entry .....	From Lot D, Southeast Entrance
Radio Station .....	Sportsnet 960 The FAN
Local Newspaper .....	Calgary Herald, Calgary Sun, Metro Calgary

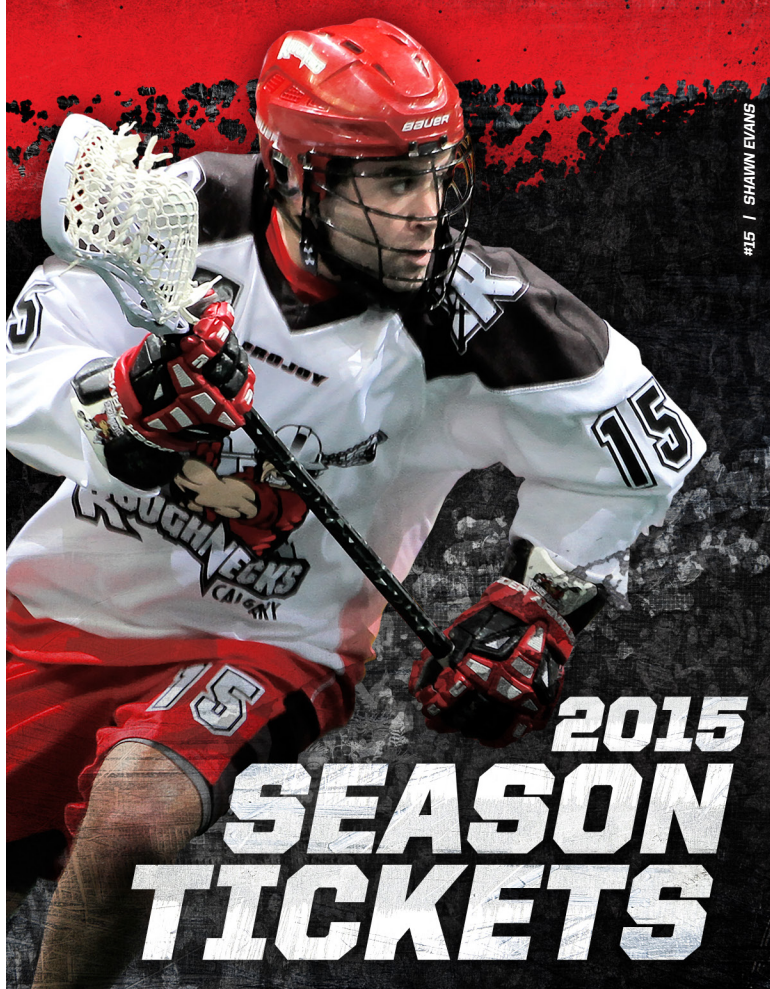
## 2015 REGULAR SEASON SCHEDULE

Sat., Jan. 3, 7:00 p.m. ....	Vancouver Stealth vs. Calgary Roughnecks
Sat., Jan. 10, 7:00 p.m. ....	Calgary Roughnecks at Colorado Mammoth
Sat., Jan. 24, 7:00 p.m. ....	Edmonton Rush vs. Calgary Roughnecks
Sat., Jan. 31, 7:00 p.m. ....	Calgary Roughnecks at Toronto Rock
Sat., Feb. 7, 7:00 p.m. ....	Buffalo Bandits vs. Calgary Roughnecks
Sat., Feb. 14, 7:00 p.m. ....	Calgary Roughnecks at Vancouver Stealth
Sat., Feb. 21, 7:00 p.m. ....	Vancouver Stealth vs. Calgary Roughnecks
Sat., Feb. 28, 7:30 p.m. ....	Calgary Roughnecks at Rochester Knighthawks
Sun., Mar. 8, 2:00 p.m. ....	Calgary Roughnecks at Edmonton Rush
Sat., Mar. 14, 7:00 p.m. ....	Rochester Knighthawks vs. Calgary Roughnecks
Fri., Mar. 20, 7:00 p.m. ....	New England Black Wolves vs. Calgary Roughnecks
Sat., Mar. 28, 7:00 p.m. ....	Toronto Rock vs. Calgary Roughnecks
Fri., Apr. 3, 7:00 p.m. ....	Calgary Roughnecks at Colorado Mammoth
Sat., Apr. 4, 7:00 p.m. ....	Colorado Mammoth vs. Calgary Roughnecks
Fri., Apr. 10, 7:00 p.m. ....	Edmonton Rush vs. Calgary Roughnecks
Sat., Apr. 11, 7:00 p.m. ....	Calgary Roughnecks at Edmonton Rush
Sat., Apr. 18, 7:00 p.m. ....	Calgary Roughnecks at Minnesota Swarm
Sat., May 2, 7:00 p.m. ....	Calgary Roughnecks at Vancouver Stealth

**HOME**

**AWAY**

All games listed in Mountain Standard time and are subject to change.  
 Visit calgaryroughnecks.com for the most up-to-date information.



# 2015 SEASON TICKETS

**STUDENT ONLY \$223** ENTIRE BUILDING  
**CHILD ONLY \$171** ENTIRE BUILDING  
**ADULT FROM \$263**

*Reserved seats for nine weekend games (Jan. - May)  
Flexible Ticket Exchange Program—No ticket wasted!*

*All prices include SFPFF and GST*

**Come for the Party  
Stay for the Game**



FOR A FULL LIST OF SEASON TICKET HOLDER BENEFITS VISIT  
[calgaryroughnecks.com/tickets](http://calgaryroughnecks.com/tickets)

# CALGARY STAMPEDERS

McMahon Stadium 1817 Crowchild Trail NW Calgary, AB, Canada T2M 4R6

Email: [stampeders@stampeders.com](mailto:stampeders@stampeders.com) Website: [stampeders.com](http://stampeders.com)

Phone: 403-289-0205 Fax: 403-282-6741

STAMPEDERS.COM [f](#) [t](#) [v](#)

## EXECUTIVES

Chairman and CFL Alternate Governor .....	Ken King
Executive Committee Member and CFL Governor .....	Doug Mitchell
Executive Committee Member .....	David Sapunjis
Executive Committee Member .....	Alvin Libin
Executive Committee Member .....	John Bean
President, Exec. Committee Member and Alternate Governor .....	Gordon Norrie
General Manager, Head Coach and Exec. Committee Member .....	John Hufnagel
Executive Vice-President/Consultant to the Executive Committee .....	Stan Schwartz

## FOOTBALL OPERATIONS

Head Coach/General Manager .....	John Hufnagel
Offensive Coordinator/Assistant Head Coach .....	Dave Dickenson
Defensive Coordinator .....	Rich Stubler
Special Teams Coordinator .....	Mark Kilam
Receivers Coach .....	Pete Costanza
Running Backs Coach/ Strength and Conditioning Coach .....	Brent Monson
Offensive Line Coach .....	Pat DeMonaco
Defensive Backs Coach .....	Tony Missick
Defensive Line Coach .....	DeVone Claybrooks
Defensive Assistant .....	Marc Mueller
Assistant General Manager, Director of Player Personnel .....	John Murphy
Assistant General Manager, Director of Football Operations .....	Michael Petrie
Director, Football Administration .....	Jane Mawby
Canadian Scout/Assistant Director of Football Operations .....	Brendan Mahoney
Football Operations/Scouting Assistant .....	Kyle Carson
Chaplain .....	Rodd Sawatzky
Head Athletic Therapist .....	Michael Gudmundson
Equipment Manager .....	George Hopkins
Director, Video Operations/Coordinator, IT .....	Ross Folan
Director, Communications .....	Jean Lefebvre

## INFORMATION

Game Day Ticket Sales .....	403-289-0258
Group Tickets .....	403-284-6441
Home Stadium .....	McMahon Stadium
Seating Capacity .....	35,400
Team Uniforms .....	(Home) - Red with White and Black Trim
.....	(Away) - White with Red and Black Trim
Division .....	West

## PRESS GUIDE

Location of Press Box .....	West
Side Press Entry .....	South Lot
Radio Station .....	News Talk 770
Local Newspaper .....	Calgary Sun



**GORDON NORRIE**  
President and  
Alternate Governor



**JOHN HUFNAGEL**  
General Manager/ Head Coach/  
Executive Committee Member



**STAN SCHWARTZ**  
Vice-President/ Consultant to  
the Executive Committee



# SCOTIABANK SADDLEDOME SEATING BOWL



## SECTION

## DOOR PRICES

<b>CLUB**</b>	CLUB 115-122, Rows 1-13.....	\$242.76
<b>GOLD**</b>	201-202, Row 1 / 208-228, Row 1.....	\$252.10
<b>REST.</b>	Saddleroom Grill.....	\$138.19
<b>SILVER</b>	201-202, Row 2 / 207-228, Row 2.....	\$177.40
<b>RED 1</b>	107-111 / 200 Level Rows 3-4 / 204-206, Row 9.....	\$155.93
<b>RED 2</b>	209-215, Rows 5-10 / 223-228, Rows 5-10 / 201, Rows 5-10 / 204-206, Row 10 only.....	\$132.59
<b>WHITE</b>	201 Rows 11-16/209-215, Rows 11-16/223-228, Rows 11-16/202-203, Rows 5-10/207-208, Rows 5-10/216-222, Rows 5-10.....	\$106.44
<b>BLUE</b>	201/209-215/223-228, Rows 17+.....	\$100.84
<b>ORANGE</b>	202-208, Rows 11-16 / 216-222, Rows 11-16.....	\$70.03
<b>GREEN</b>	202-208, Rows 17+ / 216-222, Rows 17+.....	\$55.09
<b>BLACK 1</b>	PL 1-18, Row 1.....	\$40.15
<b>BLACK 2-3</b>	PL1-18, Rows 2-3.....	\$35.48
<b>PLE/PLW</b>	Press Level East/Press Level West.....	\$32.68
<b>WC</b>	WC.....	\$83.10
<b>WC1</b>	WC1.....	\$92.44
<b>WC2</b>	WC2.....	\$60.69

\* Premium pricing may apply \*\* Club membership required

Call 403-777-4646

calgaryflames.com

Prices do not include GST or SPFF



# 2014-15 CALGARY FLAMES REGULAR SEASON SCHEDULE

calgaryflames.com

f /NHLFlames

@NHLFlames

OCTOBER '14

SUN	MON	TUE	WED	THU	FRI	SAT
Oct. 8 SCOTIABANK HOME OPENER			1	2	3	4
5	6	7	8 VAN 8:00	9 EDM 7:30	10	11 STL 5:00
12	13	14 NSH 6:00	15 CHI 6:00	16	17 CBJ 5:00	18
19 WPG 5:00	20	21 TBL 7:00	22	23 CAR 7:00	24	25 WSH 8:00
26	27	28 MTL 7:00	29	30	31 NSH 7:00	
Oct. 23 THROWBACK THURSDAY Oct. 31 HALLOWEEN						

NOVEMBER '14

SUN	MON	TUE	WED	THU	FRI	SAT
Nov. 13 THROWBACK THURSDAY						
2 MTL 5:00	3	4 WSH 5:00	5	6 TBL 5:30	7	8 FLA 1:00
9	10 CAR 5:00	11	12	13 ARI 7:00	14	15 OTT 8:00
16	17	18 ANA 7:00	19	20 CHI 7:00	21	22 NJD 8:00
23	24	25 ANA 8:00	26 SJS 8:30	27	28	29 ARI 8:00
Nov. 20 THROWBACK THURSDAY						

DECEMBER '14

SUN	MON	TUE	WED	THU	FRI	SAT
1	2 ARI 7:00	3	4 COL 7:00	5	6 SJS 8:00	
7	8	9 TOR 5:30	10	11 BUF 5:00	12 PIT 5:00	13
14 CHI 6:00	15	16 NYR 7:00	17	18	19 DAL 7:00	20 VAN 8:00
21	22 LAK 8:30	23	24	25	26	27 EDM 8:00
28	29 LAK 7:00	30	31 EDM 7:30	Dec. 4 THROWBACK THURSDAY Dec. 31 NEW YEAR'S EVE		

JANUARY '15

SUN	MON	TUE	WED	THU	FRI	SAT
Jan. 29 THROWBACK THURSDAY						
4	5	6	7 DET 7:30	8	9 FLA 7:00	10 VAN 8:00
11	12	13	14	15 ARI 7:00	16	17 SJS 8:00
18	19 LAK 8:30	20	21 ANA 8:00	22	23	24
25	26	27 BUF 7:00	28	29 MIN 7:00	30	31 EDM 8:00

FEBRUARY '15

SUN	MON	TUE	WED	THU	FRI	SAT
1	2 WPG 7:00	3	4 SJS 8:00	5	6 PIT 7:00	7
8	9 SJS 8:30	10	11	12 LAK 8:30	13	14 VAN 8:00
15	16 BOS 7:00	17	18 MIN 7:30	19	20 ANA 7:00	21
22	23	24 NYR 5:00	25 NJD 5:30	26	27 NYI 5:00	28
Feb. 4 FAN APPRECIATION NIGHT Feb. 14 VALENTINE'S DAY Feb. 20 WESTERN NIGHT						

MARCH '15

SUN	MON	TUE	WED	THU	FRI	SAT
1	2	3 PHI 5:00	4	5 BOS 5:00	6 DET 5:30	7
8 OTT 5:00	9	10	11 ANA 7:30	12	13 TOR 6:00	14 COL 8:00
15	16	17 STL 7:00	18	19 PHI 7:00	20	21 CBJ 2:00
22	23 COL 7:00	24	25 DAL 8:00	26	27 MIN 6:00	28
29 NSH 3:00	30 DAL 6:30	31	Mar. 17 ST. PATRICK'S DAY Mar. 19 THROWBACK THURSDAY - RETRO NIGHT			
Mar. 21 'CLUB FLAMES' DAY presented by CHEVRON						

APRIL '15

SUN	MON	TUE	WED	THU	FRI	SAT
			1	2 STL 6:00	3	4 EDM 8:00
5	6	7 ARI 7:00	8	9 LAK 7:00	10	11 WPG 1:00
Apr. 9 SCOTIABANK FAN APPRECIATION NIGHT						

Visit [calgaryflames.com](http://calgaryflames.com) for the most up-to-date information

**REGIONAL BROADCASTS**

- ★ Sportsnet West
- ★ Sportsnet Flames

**NATIONAL BROADCASTS**

- ★ Sportsnet
- ★ Sportsnet ONE
- ★ Sportsnet 360
- ▲ City TV
- CBC Hockey Night in Canada

■ HOME    ■ AWAY

LISTEN LIVE! **SPORTSNET 960** THE FAN

ALL TIMES MT. GAME DATES AND TIMES ARE SUBJECT TO CHANGE.

Individual Tickets ..... Call 403-777-0000  
Group Tickets .... Call 403-777-4646

**NEW FOR THE 2014-15 SEASON**



21 | MASON RAYMOND



23 | SEAN MONAHAN

## **FANATTIC STORE LOCATIONS**

Calgary Airport  
2000 Airport Rd. N.E.  
Calgary, AB  
403-571-9755

Scotiabank Saddledome  
555 Saddledome Rise S.E.  
Calgary, AB  
403-571-9770

North Hill Centre  
1632 - 14th Ave. N.W.  
Calgary, AB  
403-338-2080

**[www.flamesport.com](http://www.flamesport.com) or call: 1-877-477-2177**



Calgary's Authentic Team Store

# How fans pay.



The *ScotiaHockey*<sup>®</sup>  
NHL<sup>®</sup> debit card!<sup>1</sup>  
Available in all 30 teams.



[www.scotiabank.com/nhlcards](http://www.scotiabank.com/nhlcards)

You're richer  
than you think.<sup>®</sup>



<sup>1</sup> *ScotiaHockey*<sup>®</sup> NHL<sup>®</sup> debit cards available for all 30 NHL teams. The *ScotiaHockey*<sup>®</sup> NHL<sup>®</sup> debit card is not available with foreign currency bank accounts and may not be connected to a SCENE<sup>†</sup> membership account. <sup>®</sup> Registered trademarks of The Bank of Nova Scotia. NHL and the NHL Shield are registered trademarks of the National Hockey League. All NHL logos and marks and NHL team logos and marks depicted herein are the property of the NHL and the respective teams and may not be reproduced without the prior written consent of NHL Enterprises, L.P. © NHL 2014. All Rights Reserved. <sup>†</sup> Trademark of SCENE IP LP, used under licence.