

2013 TEAM



2014 GUIDE



LASAGNE cookies CLEAN CLOTHES WARMTH TV phone PIZZA CURLED HAIR garage door
 hot chocolate electric razor waffles HOT BATH PANCAKES FANS MAC & CHEESE
POWERING THE DAY
 hair dryer CLEAN DISHES POPCORN FRESH BREAD toast ICE computer
 movie night HOT SHOWER ICE CREAM TEA alarm clock BACON CASSEROLE SMOOTHIES
 LIGHT music cinnu COFFEE scrambled eggs HOT SOUP



Visit ResponsibleByNature.com to learn more.

DEDICATION



JOHN OLSON

1957-2013

On Sept. 7, 2013, John Olson, the man who penned the music and lyrics to the State of Hockey Anthem, lost a yearlong battle with cancer. And the Minnesota Wild lost a dear friend.

John truly was one who was “born the child of the strong and Wild.” He not only embraced life, but squeezed every single ounce out of it—and he inspired others to do the same. John was everything rolled into one: a writer, a musician, an entrepreneur, a philanthropist, and the founder and namesake of the advertising agency the Wild has worked with for the past 15 years: Olson.

John and his agency helped bring the idea of the State of Hockey to life. He personally pushed for, and took on the role of, creating an anthem for the team and the state in our inaugural season. A song that heralded our history and love of the game. A song that celebrated the team and its fans. A song, that no matter how corny you might feel doing it, you can’t help but sing along to. It’s based on Irish pub songs. Yes, John was Irish. How’s that for Minnesotan? An Irishman named Olson.

As passionate as he was about the team, John was even more passionate about the role the fans play in the team’s success. He was a big believer, in fact, that the fans are the true owners of this team. He believed that they are the reason the NHL came back to Minnesota. And that is the inspiration from which the State of Hockey Anthem was born.

So, while some people fly their flags at half-mast after the passing of a friend like John, we see it as only fitting to keep, “Our flag flying high and free.”



CONTENTS

CONTENTS



2013-2014 MINNESOTA WILD TEAM GUIDE OFFICIAL PUBLICATION OF THE MINNESOTA WILD

**VICE PRESIDENT,
BRAND CONTENT & COMMUNICATIONS**
JOHN MAHER

MANAGER, WEB & CREATIVE SERVICES
MATT MINNICHSOFFER

MANAGING EDITOR
AARON SICKMAN

EDITORIAL ASSISTANTS
MEGAN KOGUT, CARLY PETERS, AARON SICKMAN, RYAN STANZEL

SPECIAL THANKS
NATIONAL HOCKEY LEAGUE, ELIAS SPORTS BUREAU

PHOTOGRAPHY
BRUCE KLUCKHOHN, ANDY KING, GETTY IMAGES

ART DIRECTION
MATT MINNICHSOFFER

LAYOUT ASSISTANCE
ANDREW HILL,
MIDDLETOWN CREATIVE

PRINTED BY
SHAPCO PRINTING, INC. | MINNEAPOLIS, MN

COPYRIGHT © 2014
MINNESOTA WILD

The information contained in this publication was compiled by the Minnesota Wild and is provided as a courtesy to our fans and the media, and may be used for personal and editorial purposes only. Any commercial use of this information is prohibited without the prior written consent of the Minnesota Wild Hockey Club.

All NHL and team insignias depicted in this publication are the property of NHL Enterprises, Inc. and the respective teams and may not be reproduced for commercial purposes without the prior written consent of NHL Enterprises, Inc.

Staff Directory	4	Josh Harding	60
Xcel Energy Center	8	Dany Heatley	62
Wild.com	10	Mikko Koivu	64
MSE Foundation	11	Zenon Konopka	66
WILD STAFF		Torrey Mitchell	68
Minnesota Wild Board of Directors	12	Zach Parise	70
Craig Leipold	13	Jason Pominville	72
Executive Management	14	Nate Prosser	74
Hockey Operations	19	Mike Rupp	76
Chuck Fletcher	20	Marco Scandella	78
Brent Flahr / Jim Mill	21	Jared Spurgeon	80
Mike Yeo	22	Clayton Stoner	82
Assistant Coaches	23	Ryan Suter	84
Hockey Operations Department	25	Stephane Veilleux	86
Equipment & Training Staff	30	In The System	88
Team Doctors	33	Future Wild	100
Wild Staff	35	How the Wild Was Built	105
THE PLAYERS		2013-14 Training Camp Roster	106
Niklas Backstrom	44	Iowa Wild	108
Keith Ballard	46	Orlando Solar Bears	109
Jonathon Blum	48	Quad City Mallards	110
Jonas Brodin	50	TEAM HISTORY	
Kyle Brodziak	52	2012-13 Minnesota Wild	112
Matt Cooke	54	2012-13 Game-By-Game	114
Charlie Coyle	56	2012-13 Monthly Breakdown	115
Jake Dowell	58	2012-13 Final Stats	116

2012-13 Home/Road Splits	117	2012-13 NHL Standings	216
2012-13 Stat Breakdown	118	2012-13 NHL Leaders	216
2012-13 Season Highs & Lows	121	Anaheim Ducks	218
2012-13 Injury Report	122	Boston Bruins	219
2012-13 Transactions	123	Buffalo Sabres	220
2011-12 Minnesota Wild	124	Calgary Flames	221
2010-11 Minnesota Wild	126	Carolina Hurricanes	222
2009-10 Minnesota Wild	128	Chicago Blackhawks	223
2008-09 Minnesota Wild	130	Colorado Avalanche	224
2007-08 Minnesota Wild	132	Columbus Blue Jackets	225
2006-07 Minnesota Wild	134	Dallas Stars	226
2005-06 Minnesota Wild	136	Detroit Red Wings	227
2003-04 Minnesota Wild	138	Edmonton Oilers	228
2002-03 Minnesota Wild	140	Florida Panthers	229
2001-02 Minnesota Wild	142	Los Angeles Kings	230
2000-01 Minnesota Wild	144	Montreal Canadiens	231
All-Time Awards and Accolades	146	Nashville Predators	232
Draft History	148	New Jersey Devils	233
All-Time Roster	152	New York Islanders	234
All-Time Sweater Numbers	154	New York Rangers	235
All-Time Streaks	156	Ottawa Senators	236
Record Book	157	Philadelphia Flyers	237
Team Records	168	Phoenix Coyotes	238
All-Time Player Stats	170	Pittsburgh Penguins	239
All-Time Leaders	174	San Jose Sharks	240
Single-Season Leaders	176	St. Louis Blues	241
Best & Worst Starts	178	Tampa Bay Lightning	242
All-Time Overtime Results	179	Toronto Maple Leafs	243
All-Time Shootout Results	182	Vancouver Canucks	244
All-Time Shutouts	184	Washington Capitals	245
All-Time Hat Tricks/Penalty Shots/ Attendance	185	Winnipeg Jets	246
Individual Milestones	186	NHL Critical Dates	247
Year-By-Year Results	187	NHL Officials	248
All-Time Leaders vs. Wild	188	THE PLAYOFFS	
Opponent All-Time Goaltending	189	2013 Playoffs	192
		2008 Playoffs	194
		2007 Playoffs	196
		2003 Playoffs	198
		Playoff Record Book	202
		All-Time Playoff Scoring	210
		All-Time Playoff Leaders	211
		Playoff Firsts	212
		THE NHL	
		NHL Directory	214
		All-Time Record vs. Opponents	215

TEAM MEDIA

Media Policies and Procedures	250
Media Relations Team	251
Television Information	252
Television Announcers	253
Radio Information	254
Wild Radio Network	255
Radio Announcers	256
2013-14 Schedule	258



STAFF DIRECTORY

MINNESOTA WILD

317 WASHINGTON STREET | SAINT PAUL, MN 55102

PHONE: (651) 602-6000 | FAX: (651) 222-1055 | TICKETS: (651) 222-WILD (9453) | WILD.COM

Board Members Craig Leipold (Owner/Governor), Philip Falcone (Minority Owner),
Mark Falcone, Quinn Martin, Mark Pacchini and Jac Sperling

Investors Craig Leipold (Owner/Governor), Philip Falcone (Minority Owner)

Limited Partners..... Robert Hubbard, Stanley E. Hubbard, Stanley S. Hubbard, Horace H. Irvine III,
Robert Marvin, Robert O. NAccount Executivegele, Jr., Ford Nicholson, Todd Nicholson, Vance Opperman and MichAccount Executive Reilly

EXECUTIVE MANAGEMENT

Owner/Governor..... Craig Leipold
Minority Owner Philip Falcone
General Manager & EVP Chuck Fletcher
Chief Operating Officer..... Matt Majka
Chief Financial Officer Jeff Pellegrum
Vice President, General Counsel Steve Weinreich
Vice President, Facility Administration/General Manager, RiverCentre..... Jim Ibister
Vice President/General Manager, Xcel Energy Center Jack Larson
Vice President Corporate Partnerships and Retail Management Carin Anderson
Vice President, Brand Content and Communications John Maher
Vice President, Marketing Intelligence Mitch Helgerson
President, Iowa Wild Todd Frederickson
Executive Assistant Deb Hanson
Executive Assistant Stephanie Huseby

HOCKEY OPERATIONS

Assistant General Manager Brent Flahr
Assistant to the General Manager & General Manager Iowa Wild..... Jim Mill
Head Coach Mike Yeo
Assistant Coaches..... Rick Wilson, Darryl Sydor, Darby Hendrickson
Goaltending Coach Bob Mason
Strength and Conditioning Coach Kirk Olson
Video Coordinator..... Jonas Plumb
Chief of Amateur Scouting Guy Lapointe
Senior Director, Team Operations and Business Integration Frank Buonomo
Director of Player Personnel..... Blair Mackasey
Director of Player Development..... Brad Bombardir
Director of Hockey Administration Shep Harder
Hockey Operations Advisor Andrew Brunette
Coordinator, Hockey Operations..... Ben Resnick
Director, Media Relations Aaron Sickman
Media Relations Coordinator Carly Peters
Scouts Marc Chamard, Craig Channell, Paul Charles, Brian Fortin, Christopher Hamel, Jamie Hislop, Brian Hunter,
Chris Kelleher, Marty Nanne, Frank Neal, Ricard Perrson, Pavel Routa, Bob Suter, Ernie Vargas, Darren Yopyk
Head Athletic Therapist.....
Head Equipment Manager..... Tony DaCosta
Assistant Athletic Trainer John Worley
Strength & Conditioning Coach..... Kirk Olson
Message Therapist Travis Green
Assistant Equipment Managers Matt Benz, Rick Bronwell
Hockey Operations Administrator Cindy Sweiger
Medical Director Dr. Sheldon Burns
Orthopedic Surgeons..... Dr. Joel Boyd, Dr. Christopher Larson, Dr. Brad Nelson
Team Physician Dr. Dan Peterson



STAFF DIRECTORY

Oral Surgeon David Hamlar
Team Dentists Kyle Edlund, Mike Pelke

BRAND CONTENT AND COMMUNICATIONS

Manager, Digital Content Ryan Stanzel
Managing Editor Wild.com Mike Doyle
Manager, Events Jim Vanek
Manager, Game Presentation Paul Loomis
Manager, Web and Creative Services..... Matt Minnichsoffer
Lead Graphic Designer Rebecca Finlay
Graphic Production Artist Allison Thompson
Interactive Designer, Email Marketing Specialist Katie Vannelli
Mascot Coordinator Robert Hathaway
Digital Media Coordinator Kelly Erickson
Team Curator..... Roger Godin
Intern, Events & Promotions..... Claire Winderl

BROADCASTING

Manager, Broadcasting and Production Maggie Kukar
Radio Operations Coordinator Kevin Falness
Manager, Production Facilities Operations Hank Dolan
Coordinator, Production Services Dustin Peterson
Radio Play-By-Play..... Bob Kurtz
Radio Analyst Tom Reid
Television Play-By-Play..... Anthony LaPanta
Television Analyst..... Mike Greenlay
Studio Analyst..... Wes Walz

COMMUNITY RELATIONS

Coordinator Community Relations..... Breanna Tobias
Intern, Community Relations..... Erin Nanne

CORPORATE PARTNERSHIPS AND SUITE SALES

Senior Account Executive Bryan Bellows
Account Executives..... Jeff Hunsaker, Brandon Latack
Senior Manager, Partnership Activation Ed Souter
Partnership Activation Specialist Holly Koski
Partnership Activation Coordinator Tim Groth
Corporate Fulfillment Coordinator Erika Lone
Suite Sales Manager Mark Fasching
Suite Sales Account Executive Jake Eichenberger

FINANCE AND ACCOUNTING

Controller Trevor Shannon
Risk and Treasury Manager Maggie Hobbs
Senior Accounting Manager..... Kara Hanson
Senior Accountant Jonathan Ball
Staff Accountant..... Stephanie Lundquist, Brenda Reeves
Payroll Administrator..... Susan Forrest
Accounts Payable Administrator Sandra Willson
Accounting Clerk..... Valerie Odegaard, Greg Ytterbo

HUMAN RESOURCES

Director, Human Resources and Organizational Development Monica Laurent
Human Resources Generalist Rachel Link

INFORMATION TECHNOLOGY

Senior IT Manager Mike Vevea
IT Generalist..... Adam Lucht



STAFF DIRECTORY

LEGAL

Associate General Counsel	Christie Schulte
Intern, Legal	Ashley Johnson

MARKETING INTELLIGENCE

Director, Marketing Partnerships	Wayne Petersen
Database Marketing Analyst	Bjorn Kadlec
Marketing Manager	Bridget Johnson

MINNESOTA WILD FOUNDATION

Executive Director	Rachel Schultdt
Foundation Development Specialist	Reide Housley

RETAIL OPERATION

Senior Manager, Retail Operations	Scott Sarkis
Senior Buyer	Jennifer Meyers
Retail Marketing Coordinator	Bill Berg
Store Manager, Xcel Energy Center Hockey Lodge	Kyle Gardner
Store Manager, Burnsville Hockey Lodge	Jerry Hudson
Store Manager, Maplewood Hockey Lodge	Ryan Geris

TICKET SALES AND SERVICE

Administrative Assistant Customer Sales & Service	Tawnya Vidnovic
Senior Director, Fan Relations	Maria Troje
Director, Ticket Sales	Matt Cords
Director, Ticket Operations	Chris Turns
Ticket Operations, Business Analyst	Brett Miller
Manager Fan Relations	Natalie Kaess
Group Sales Manager	Jason Stern
Inside Sales Manager	Emily Iversen
Senior Account Executive New Business Development	Aaron Bailie, Cory Effertz, Matt Sayre
New Business Development Account Executives	Alena Jasinski, Corey Johnson
Group Sales	Chris Malek, Will Schultz, Lindsay Weier
Inside Sales	Austin Juds, Danielle Labine, Sadie Lundquist, Trent Michaels, Kayt Watts
Fan Relations Account Executives	Caitlin Anderson, Kyle Bloom, Erica McKenzie, Maddie McManus
Premium Seating Account Executives	Ryan Kronebusch, Sarah Lang

SAINT PAUL ARENA COMPANY

Senior Director, Operations	Mark Stoffel
Senior Director, Planning and Public Affairs	Bill Huepenbecker
Director, Event Development	Bryan Miller
Director, Sales, Booking & Office Administration	Susan Hubbard
Director, Event Management & RiverCentre Marketing	Kate Setley
Director, Sales & Marketing, Xcel Energy Center	Kelly McGrath
Director, Guest Service & Suite Operations	Rachael Johnson
Director, Box Office Operations	Kristina Meier
Marketing Manager	Anette Andruss
Senior Manager, Guest Service & Premium Operations	Keri Johnson
Event Manager / Senior Manager of Public Affairs Projects	Kathy O'Connor
Manager, Guest Service Administration	Tracy Peters
Manager, Suite Service and Premium Operations	Bree Oslin
Manager Guest Relations	Diane Bennis
Manager, Public & Media Relations SPAC	Jora Bart
Coordinator, Public & Media Relations SPAC	Reina Porritt
Coordinator, Suite Service & Premium Operations	Tera Matos
Coordinator, Group Sales	Karen Reisinger
Marketing/Advertising & Sales Coordinator	Nellie Gosh
Senior Operations Managers	Matt Fujinaka, Jeff Klein
Assistant Operations Managers	Scott Eichstadt, Luke Krueger, Ashley Nelson

STAFF DIRECTORY



Coordinator, Ice Operations/Event Manager	Travis Larson
Senior Sales Manager, RiverCentre	Gabe Clendennen
Sales Manager, RiverCentre	Zach Foster
Event Managers	Rachael Haave, Jon Koehler, Pat Lealos, Christina Misenor, Brandon Tucker, Samantha Zastrow
Senior Box Office Manager, Operations	Micki Tschida
Box Office Manager, Finance	Melissa Alicea
Box Office Supervisors	Judy Bartolett, Jon Johansen
Lead Ticket Seller	Craig Cerrato
Administrative Assistant, Xcel Energy Center	Elizabeth Peterson
Administrative Assistant, Saint Paul RiverCentre	Molly Craig
Administrator Special Projects	Sharon Roberts
Lead Custodians	Don Anderson, Jim Flanders, Paul Hitchcock, John Jensen
Custodians	Christopher Aase, Mark Carlson, Karen Ferlas, Stephanie Garza, Ronald Gustafson, Paul Krey, Harold Lockwood, Jr., John Moreno, Matthew Norland, Michael Olmstead, Randy Olmstead, Paul Patterson, John Schlottke, Gary Stasny, Monty Tohm

Housekeepers	Deanna Keenan
Senior Electrician	Michael Executivel Casalenda, Jr.
Electricians	Mario Casalenda, Jacob Setley
Security Manager	Nate Jacobson
Security	Ian Carey, Jeremy Jacobs, Walter Licht, Jr., Steve Monita, Andy Ohmann, Robert Paulsen, Thomas Price, Joseph Pregel, Alonzo Romo, Steve Ruane, Palito Verdeja

Lead Stage Technician	Patrick Molitor
Stage Technicians	Dave Gajeski, Scott Gallahue, Jeff Simonett
Painter	Ted Langer
Chief Engineer	David Mulliner
Engineers	Gregory Black, Larry Novotny, Carl Waldner
Senior Facility Manager	Tim Wolfgram
Receptionist, 317 on Rice Park	Lynn Maczko, Christine Moore
Guest Services Attendant, 317 on Rice Park	Ryan Schultdt

MISCELLANEOUS

Home Arena /Capacity	Xcel Energy Center (17,954)
Training Site	Saint Thomas Ice Arena
Primary Affiliate	Iowa Wild (AHL)
Radio Network Flagship	KFAN (100.3 FM)
Television Networks	FOX Sports North
Team Photographer	Bruce Kluckhohn
Public Address Announcer	Adam Abrams
Keyboard	Palmer Harbison
Head of Off-Ice Officials	Barry Fritz
NHL Security Representative	William D. Johnson



XCEL ENERGY CENTER

XCEL ENERGY CENTER



Regarded as one of the finest arenas in the world, Xcel Energy Center is a one-of-a-kind multi-purpose sports and entertainment facility that is home to more than 150 sporting and entertainment events and roughly 1.5 million visitors each year.

Xcel Energy Center opened its doors on Sept. 29, 2000, when the new National Hockey League (NHL) franchise Minnesota Wild took on the Mighty Ducks of Anaheim in a preseason contest and claimed a 3-1 victory. The Wild hosted sellout crowds for 409 consecutive games over the first nine seasons of existence.

Built to showcase the game of hockey, a "State of Hockey" tribute pays homage to the state's official sport with exhibits throughout Xcel Energy Center. One of the first things visitors notice is the ring of hockey jerseys representing every boys and girls high school hockey team in Minnesota.

Four separate concourses on four seating levels, plus the Al Shaver Press Box on the fifth level, provide configuration capabilities to seat more than 20,000 guests.

Xcel Energy Center's wide-open concourses - measuring as much as 70 feet in width - offer guests an open view of every event. Each of the four levels was strategically designed to create great sightlines and superior acoustics.

There are 74 executive suites; 12 on the main concourse and 62 on the Executive Suite Level. The RBC Wealth Management Club Level features leather seats, an exclusive merchandise store, and upscale food and beverage options anchored by Headwaters Bar & Restaurant.

In 2012, the Bud Light Top Shelf Lounge was added— an all-inclusive lounge area on the west end of the RBC Wealth Management Club Level. The lounge has a Scandinavian influence and includes 24

loge boxes, a canoe-inspired bar, sustainable lighting, an exclusive club area, a complimentary buffet, a private bar and iPad access.

One of the most eye-catching elements inside Xcel Energy Center is the electronic display system that includes a 360-degree video ribbon board and an eight-sided, 50,000-pound scoreboard.

Xcel Energy Center was the first NHL venue to offer AT&T Wi-Fi. Inside the venue, there are 274 Wi-Fi access points covering seats, concession stands and concourse areas. Fans can easily connect to the AT&T Wi-Fi network, and visitors with an AT&T smartphone or device can automatically connect without any log in required. New in 2013 is the addition of the official Xcel Energy Center app. The new app features push notifications for up-to-the-minute details on events, tickets and special offers. Plus, interactive social media features help you plan the night with your friends and checking in gets you insider news such as set times and behind the scenes photos.

Xcel Energy Center has been recognized as one of the best venues worldwide for sporting events, concerts and family shows. ESPN The Magazine has ranked the venue six times among the top three for "Best Stadium Experience" in all of professional sports (2003-2004, 2007- 2010) and ESPN fans voted it the "Ultimate Crib" in the magazine's 2009 "Ultimate Standings." Xcel Energy Center was named "Best NHL Arena" by SportsBusiness Journal/ SportsBusiness Daily in its 2006 Reader Survey, and recognized for the "Best Fan Experience" by Forbes magazine in its 2006 "Business of Hockey" report. Sports Illustrated named the arena its "top choice" among NHL buildings in its 2006 NHL Preview issue. In addition to hockey, Xcel Energy Center has been nominated nine times (2001-2003, 2005-2010) for "arena of the year" by leading concert-industry publication Pollstar magazine.



Some of entertainment's most legendary performers have dazzled Xcel Energy Center audiences including: Madonna, Bob Dylan, Elton John, Taylor Swift, The Police, Rolling Stones, Barbra Streisand, Paul McCartney, Luciano Pavarotti, Billy Joel, Lady Gaga, Rod Stewart, Tim McGraw & Faith Hill, Kenny Chesney, Neil Diamond, Bruce Springsteen, John Mellencamp, Bon Jovi, Simon & Garfunkel, and three consecutive sold-out shows by hometown-favorite, Prince.

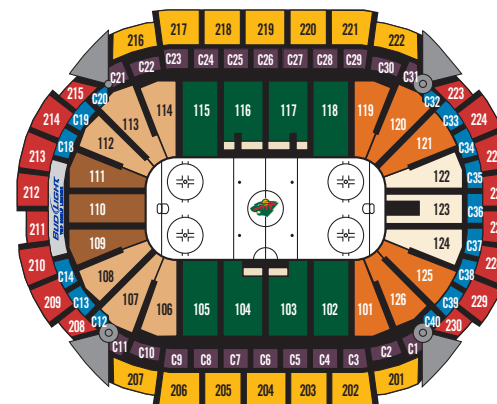
Each spring, Xcel Energy Center becomes Minnesota's sports epicenter, hosting four straight weeks of athletic tournaments. Two of the most storied events include the Minnesota State High School League (MSHL) Boys' Hockey Tournament and in 2014 the inaugural Big Ten Men's Ice Hockey Tournament plus the 2014 NCAA Men's Ice Hockey West Regional. Attendance marks are routinely

broken each year as hockey-crazed fans clamor for tickets to these destination events.

Xcel Energy Center has hosted several world-renowned events in its history including the 2011 and 2002 NCAA Men's Frozen Four, 2011 NHL Entry Draft, 2011 and 2006 USA Gymnastics' Championships, 2008 Republican National Convention, 2008 U.S. Figure Skating Championships, 2004 NHL All-Star Weekend and the 2004 International Ice Hockey Federation World Cup of Hockey. And, will be the host of the 2016 U.S. Figure Skating Championships.

This unique, multi-purpose arena is located in the heart of downtown Saint Paul, owned by the City of Saint Paul and managed by Saint Paul Arena Company, an affiliate of Minnesota Sports & Entertainment. For more information visit xcelenergycenter.com

TICKET INFORMATION



SEAT LOCATION

- On-The-Glass
- RBC Wealth Management Club Level Sides
- RBC Wealth Management Club Level Ends
- Bud Light Top Shelf Lounge
- Lower Level Sides
- Lower Level Corners, Double Attack
- Lower Level Corners, Single Attack
- Lower Level End, Double Attack
- Lower Level End, Single Attack
- Upper Level Sides
- Upper Level Ends

VISIT WILD.COM FOR TODAY'S TICKET PRICES

Wild single-game tickets are dynamically priced, which may adjust pricing for individual seats up or down based on market factors. For more information on Season Tickets, Partial Season Ticket Plans, Group Tickets and Suites visit: TICKETS.WILD.COM • 651.222.WILD



WILD.COM

MINNESOTA WILD FOUNDATION



When you want the latest information on the Minnesota Wild on and off the ice, Wild.com is your destination. As the Wild's official website, Wild.com is your first stop when you want to connect to your favorite team, including:

- All the latest news and features on your favorite Wild players
- The official Minnesota Wild blog – View From the Lighthouse
- Exclusive feature and player videos on WildTV
- Real-time game scoring and NHL Gamecenter in-game tracker
- Gameday previews with an insider's take – original reporting, video and audio interviews
- Exclusive postgame coverage including the Five Hole, Five Takeaways, game recap, photos and audio
- Video highlights on WildTV following each game
- Complete player and team statistics
- PONDcast audio programming
- Wild calendars including: Promotional schedule, player appearances, third jersey and desktop wallpaper
- Updates on Minnesota's affiliates: Iowa Wild, Orlando Solar Bears and Quad City Mallards
- Chances to win merchandise and other prizes
- Links to ticket options, broadcast schedules, merchandise, Kid's Club and more.

STAY CONNECTED

Visit wild.com/stayconnected to sign up for email alerts.



Official Minnesota Wild Facebook Page
facebook.com/minnesotawild



Official Minnesota Wild Twitter
twitter.com/mnwild



Official Minnesota Wild Blog
wild.com/lighthouse



Sign up for Minnesota Wild Mobile Alerts
Visit wild.com



THE MINNESOTA WILD FOUNDATION EXISTS TO SUPPORT THE GAME OF HOCKEY AND TO IMPROVE THE LIVES OF FAMILIES IN THE STATE OF HOCKEY.



Thanks to the generosity of our fans and devoted partners, the Minnesota Wild has had the ability to make positive and lasting contributions to our community. The Minnesota Wild Foundation is committed to supporting the game of hockey, touching the lives of countless ill and underprivileged children and their families throughout "The State of Hockey" and focusing on building and enhancing key community relationships.

The Minnesota Wild Foundation, with help from Wild players, raises money for pediatric medical causes at events like "Wild About Children." In addition, the Foundation has assisted several 501(c)3 organizations raise funds through an in-arena 50/50 Raffle, allowing designated non-profit beneficiaries to hold raffles during a Wild home game and take 50 percent of those ticket sales back to their organization. The Foundation serves as the largest non-member funding source for Minnesota Hockey and provides fundraising opportunities for youth hockey associations across the state.

Since our inception in 2000, the Minnesota Wild has invested over seven million dollars back into our community through donations and service. Wild players remain committed to helping kids in many ways: by visiting sick children in hospitals, embracing a specific cause, donating tickets or suites local children's charities or providing autographed merchandise for fundraising. Player's "Better Halves" get into the action as well, serving meals at Ronald McDonald House, hosting Wild bingo at Children's Hospital and raising funds through sales of mystery pucks and the "Favorite Things" basket auction.

As an organization, our work in the community and on the ice, is never done. We pledge to continue raising funds and giving back to our community, while being inspired by our passion for hockey and our compassion for those in need.

FOR MORE INFORMATION ON THE MINNESOTA WILD FOUNDATION, VISIT WILD.COM OR CONTACT US AT MNWILDFOUNDATION@WILD.COM.



BOARD OF DIRECTORS



CRAIG LEIPOLD



PHILIP FALCONE



MARK FALCONE



QUINN MARTIN



MARK PACCHINI



JAC SPERLING

The Minnesota Wild Board is made up of Chairman Craig Leipold, Philip Falcone, Mark Falcone, Quinn Martin, Mark Pacchini and Jac Sperling.

INVESTORS IN MINNESOTA SPORTS & ENTERTAINMENT

Craig Leipold
Philip Falcone

LIMITED PARTNERS IN MINNESOTA SPORTS & ENTERTAINMENT

Robert Hubbard
Stanley E. Hubbard
Stanley S. Hubbard
Horace H. Irvine III
Robert Marvin

Robert O. Naegele, Jr.
Ford Nicholson
Todd Nicholson
Vance Opperman
Michael Reilly

TEAM MANAGEMENT



CRAIG LEIPOLD

OWNER & GOVERNOR

Craig Leipold is the majority owner and principal investor in Minnesota Sports & Entertainment (MSE), a regional sports and entertainment leader that includes the National Hockey League's Minnesota Wild, the Iowa Wild of the American Hockey League, 317 on Rice Park and the facility management of Xcel Energy Center, Saint Paul RiverCentre and the Legendary Roy Wilkins Auditorium. He oversees the day-to-day business operations of the organization and also serves as the team's Governor at NHL Board of Governors' meetings. The NHL's Board of Governors officially approved Leipold's purchase of MSE on April 10, 2008.

Under Leipold's ownership, the Wild is dedicated to building a Stanley Cup contending franchise, playing an important role in the community through service initiatives, providing a fun and entertaining game-night experience and building strong relationships with its fans and corporate partners.

A resident of Racine, Wis., Leipold completed the sale of the Nashville Predators to a local ownership group on Dec. 7, 2007, a team he owned since the expansion franchise was awarded to Nashville in 1997.

During his time as an NHL owner, Leipold has been a tireless advocate for the professional hockey industry. Appointed by NHL Commissioner Gary Bettman, Leipold serves on both the League's Executive committee and Audit committee. He was a member of the League Negotiating Committees that negotiated the Collective Bargaining Agreements with the NHL Players' Association in 2005 and 2013. He is also a strong advocate for the new, more "fan-friendly" NHL, including the rule changes to promote a more entertaining competition and increased fan access to the product.

Craig and his wife Helen (Chairman and Chief Executive Officer of Johnson Outdoors, Inc., and Chairman of Johnson Financial Bank Corp.) have five sons: Chris, Kyle, Connor, Curtis and Bradford. While in St. Paul, the Leipold's live in their apartment in the historic Saint Paul Hotel.





TEAM MANAGEMENT



MATT MAJKA

CHIEF OPERATING OFFICER

Matt Majka (pronounced MAY-kuh) begins his sixth season as Chief Operating Officer for Minnesota Sports and Entertainment (MSE) and 17th year with the organization. He previously held the positions of Executive Vice President, Senior Vice President of Business Operations and Vice President of Marketing and Corporate Sponsorships.

MSE is a regional sports and entertainment leader that has grown into several different business operations including the Minnesota Wild, its minor league affiliate the Iowa Wild, 317 on Rice Park and the facility management of Xcel Energy Center and Saint Paul RiverCentre.

During his tenure with the Wild, Majka has been instrumental in fostering the unique relationship between the hockey club and its fan base. The team's continued dedication to the fans of the "State of Hockey" is reflected in ESPN The Magazine's Ultimate Standings as the Wild was named the "Best Stadium Experience" in the National Hockey League from 2007-10. Minnesota ranked first in the NHL and sixth overall for "Stadium Experience" in the field of all 122 major league sports franchises in 2012.

Majka joined the Minnesota Wild in October of 1997 from Rollerblade, Inc., where he started work in 1984. Beginning as a Sales Representative for the fledgling company, he held positions of increasing responsibility through his 13-year tenure including: Sales Representative, Regional Sales Manager, Marketing Manager, Director of International Business, Senior Director of Product Marketing and culminating with his appointment as Vice President of Product Marketing. During his tenure, the privately held company grew revenues from \$1 million to more than \$200 million annually.

The Detroit, Mich., native has lived in the Twin Cities for more than 40 years and coaches youth hockey. Majka is a 1984 speech communications graduate of the University of Minnesota and currently serves on the Board of Directors of Children's Hospitals and Clinics of Minnesota, The Ordway Center for Performing Arts, the United States Hockey Hall of Fame, and the BEL13VE in Miracles Foundation. He and his wife, Kym, have two sons, Sam and Nick. The family resides in Wayzata.



TEAM MANAGEMENT



JEFF PELLEGRAM

CHIEF FINANCIAL OFFICER

Jeff Pellegrom enters his sixth season as the Executive Vice President and Chief Financial Officer for the Wild. In his role, he oversees the administrative functions of the organization, including finance, information technology, legal, and human resources. Pellegrom also oversees investor relations and governmental affairs.

MSE is a regional sports and entertainment leader that has grown into several different business operations including the Minnesota Wild, its minor league affiliate the Iowa Wild, 317 on Rice Park and the facility management of Xcel Energy Center and Saint Paul RiverCentre.

Pellegrom has extensive experience in corporate finance. Prior to joining the Wild, he spent eight years with 3M and 10 years with SC Johnson, specializing in corporate finance and mergers and acquisitions.

A native of Midland, Mich., Pellegrom received his undergraduate degree in mathematics and economics from Kalamazoo College before earning his MBA in finance from the University of Minnesota's Carlson School of Management.

Pellegrom enjoys endurance sports including swimming and triathlons in his free time. He and his wife, Mary, have two sons, Jordan and Jonah, and two daughters, Sophia and Isabella. The family resides in Eagan.



TEAM MANAGEMENT



CARIN ANDERSON

VICE PRESIDENT, CORPORATE PARTNERSHIPS

Carin Anderson enters her fifth season as Vice President, Corporate Partnerships and 17th year overall with the Wild. An employee since July of 1997, she is one of the organization's longest tenured employees. She oversees the development of all the team's corporate partnerships, sales of annual suites and retail operations.

Anderson previously held the positions of Director of Corporate Services and Senior Director, Corporate Partnerships and Retail Operations. Her duties included assisting in corporate partner development and managing the service and fulfillment of all partnership commitments.

Anderson is a member of the National Sports Forum Steering Committee, the American Lung Association Local Leadership Board and serves as Vice President of the A.C.E.S Board of Directors.

Prior to her time with the Wild, Anderson spent six years with the University of Minnesota's Men's Athletic Department as a Marketing Manager.

A native of North Branch, Minn., Anderson received a business degree with an emphasis in finance from the University of Minnesota's Carlson School of Management in 1991.

She and her husband, Brent, have two sons, Eli and Owen. The family currently resides in Hugo.



MITCH HELGERSEN

VICE PRESIDENT, MARKETING INTELLIGENCE

Mitch Helgersen enters his first season as Vice President, Marketing Intelligence and seventh year overall with the Wild. His group oversees the development of all the team's marketing analytics and analysis, manages ticket operations and also collaborates closely with the corporate sponsorship department.

Helgersen previously held the positions of Director of Finance and Senior Director, Marketing Intelligence and Special Projects. His duties included organizational budgeting, financial projects and analysis, and NHL HRR preparation, interpretation and analysis.

Prior to his time with the Wild, Helgersen spent five years with Ecolab, Inc. in a variety of financial roles.

A native of Alexandria, Minn., Helgersen earned his undergraduate degree in business, with an emphasis in finance, from the University of North Dakota in Grand Forks and an MBA from the University of Minnesota's Carlson School of Management.

He and his wife, Jennifer, have one son, Henry. The family currently resides in Lake Elmo.



TEAM MANAGEMENT

JIM IBISTER

VICE PRESIDENT, FACILITY ADMINISTRATION/ GENERAL MANAGER, SAINT PAUL RIVERCENTRE

Jim Ibister holds the position of Vice President, Facility Administration/General Manager, Saint Paul RiverCentre. He is responsible for the overall operations of Saint Paul Arena Company, with emphasis on Saint Paul RiverCentre, which includes The Legendary Roy Wilkins Auditorium. Ibister also works closely with the RiverCentre Authority and other city agencies and civic organizations and is involved with promoting, booking and servicing all events at these venues.

Each year, the RiverCentre hosts approximately 300 events attended by more than 750,000 people. Events at the RiverCentre represent tens of millions of dollars of economic impact to the city of Saint Paul. Ibister also oversees campus-wide Information Technology efforts and the operation of 317 on Rice Park for Minnesota Sports & Entertainment.

Ibister served five years (1996-00) as the Executive Director of the Mayo Civic Center in Rochester, Minn., before joining Saint Paul Arena Company in July of 2000. He was the Director of Event Operations at the Saint Paul Civic Center from 1994 to 1996 and spent seven years as the Mayo Civic Center Operations Manager from 1988 to 1994.

Ibister graduated from St. Cloud State University in 1987 with a BS in Theater and Speech Communications. He and his wife, Molly, have a son, Carter, and a daughter, Ellen. The New Hope, Minn., native enjoys baseball, hockey, theater and writing in his spare time. The family resides in Roseville.



JACK LARSON

VICE PRESIDENT/ GENERAL MANAGER, XCEL ENERGY CENTER

Jack Larson joined the organization in September of 2001 and serves as Vice President/General Manager, Xcel Energy Center. He oversees the day-to-day operations, which includes securing and promoting events, attractions and shows at Xcel Energy Center. Larson also focuses his attention on supporting the requirements of the Minnesota Wild and all other events that are staged at Xcel Energy Center.

In 2013, some of entertainment's hottest acts dazzled Xcel Energy Center audiences including Lady Gaga, Bob Seger & Kid Rock, Bon Jovi, Fleetwood Mac, Bruno Mars and Beyoncé. In a nine day span in September alone, Xcel Energy Center hosted a Mumford & Sons show, two nights with Taylor Swift, Michael Bublé and Blake Shelton. In 2014, Xcel Energy Center is set to host the first strictly Minnesota Division I NCAA hockey tournament – the North Star College Cup, the inaugural 2014 Big Ten Men's Ice Hockey Tournament and the 2014 NCAA Men's Ice Hockey West Regional.

The arena has hosted several world-renowned events in its brief history: the 2011 NHL Entry Draft, 2011 and 2002 NCAA Men's Frozen Four, 2011 and 2006 Visa Gymnastics Championships, 2008 Republican National Convention, 2008 U.S. Figure Skating Championships, 2004 NHL All-Star Weekend and the 2004 International Ice Hockey Federation World Cup of Hockey. Larson has also been instrumental in cultivating annual fan and family-favorite events such as the WCHA Final Five, World's Toughest Rodeo, Disney On Ice and the Minnesota State High School League Tournaments.

Larson has more than 30 years of experience in the arena operations field. Prior to joining Minnesota Sports & Entertainment (MSE), the Richfield, Minn., native spent seven years (1994-01) as the Assistant Executive Director of Operations at Target Center. He handled scheduling, booking and contracting events, along with budgeting for the operations of the building, and hiring and training of the staff to operate the facility. From 1991-94, Larson was a part of the San Jose Arena Management Corporation and the National Hockey League's (NHL) San Jose Sharks. He served as Director of Booking and Operations and oversaw the opening of the new San Jose Arena, in addition to the start-up of operations for NHL hockey in the 50-year-old Cow Palace. Before moving to San Jose, Larson started his arena operations career in Minnesota at Met Center where he worked from 1970-91. He held a number of positions including Director of Met Center, and Director of Operations, Met Center. In those roles, Larson was responsible for the day-to-day operations including renting and staffing the facility for all events.

Larson and his wife, Sherry, have two children, Laura and Jake. He enjoys golfing, playing hockey, softball, fishing and rollerblading in his free time. The family resides in Lakeville.





TEAM MANAGEMENT



JOHN MAHER

VICE PRESIDENT, BRAND CONTENT AND COMMUNICATIONS

John Maher is in his seventh season as Vice President of Brand Marketing for the National Hockey League's Minnesota Wild. In this role, Maher leads the management of brand, creative and content production efforts, as well as supervising staff responsible for game presentation, events, publications, Minnesota Sports & Entertainment (MSE) Creative Services and media production. The marketing group also works closely with the Marketing Intelligence, ticket sales and fan relations groups to target and attain sales objectives. Maher also oversees the team's Broadcast Department.

Maier joined the organization in July of 2000 as Director of Production Services and was first tasked with building the creative and technical capabilities needed to launch all elements of the Wild's Inaugural Season game and event presentation at Xcel Energy Center. He was named Senior Director of Creative Services in 2002 and Senior Director of Marketing in 2005. In 2004, he coordinated MSE's launch of the Minnesota Swarm in the National Lacrosse League (NLL) and was named NLL Marketing Executive of the Year in 2005.

Prior to joining the Wild, Maher worked in a variety of event management and game presentation roles for Twin Cities-based teams, including the Minnesota North Stars, Minnesota Vikings, Minnesota Twins, Juntunen Media/Minnesota Timberwolves, and University of Minnesota Men's Athletics.

Maier is a 1984 graduate of the University of Minnesota School of Journalism. A Bloomington, Minn., native, John and his wife, Linda, have two sons, Joe and Andrew, and a daughter, Lindsay. The family resides in St. Paul.



STEVE WEINREICH

VICE PRESIDENT, GENERAL COUNSEL

Steve Weinreich begins his fourth season as Vice President and General Counsel for Minnesota Sports & Entertainment (MSE). Weinreich is responsible for directing and managing all legal services for the National Hockey League's (NHL) Minnesota Wild, the American Hockey League's (AHL) Iowa Wild and Saint Paul Arena Company. These responsibilities include reviewing hockey team contracts, drafting of sponsorship, suite, event and service contracts, workers compensation and employment law issues, general liability matters and coordination of all external legal services utilized by the company.

Weinreich served as Vice President and General Counsel of the National Hockey League's Phoenix Coyotes and Jobing.com Arena for seven years prior to joining MSE. Before working for the Coyotes, he spent six years as a lawyer in Chicago working for the law firms Sonnenschein, Nath and Rosenthal as well as Vedder, Price, Kaufman and Kammholz.

Weinreich has an undergraduate degree in Sports Management and Communications from the University of Michigan and a law degree from Washington University in St. Louis.

An avid runner, he has completed 14 marathons, and also enjoys playing hockey and reading.



2013-2014 MINNESOTA WILD HOCKEY OPERATIONS



CHUCK FLETCHER

GENERAL MANAGER

Chuck Fletcher begins his fifth season as General Manager for the Minnesota Wild after being named to the position on May 22, 2009. He oversees the Wild's hockey operations department including all matters relating to the club's player personnel, coaching staff, scouting department and minor league operations.

In his 20th season in the National Hockey League (NHL), Fletcher acquired top forward Jason Pominville in April 2013. He also orchestrated the 2012 signings of top free agents Zach Parise and Ryan Suter. The Wild has also drafted Mikael Granlund, Jonas Brodin, Jason Zucker and Darcy Kuemper under Fletcher.

Prior to joining the Wild, Fletcher served as the Pittsburgh Penguins Assistant General Manager for three seasons including the 2008-09 Stanley Cup Championship team. Fletcher worked closely with Penguins General Manager Ray Shero on all hockey-related matters, including scouting, overseeing the development of young prospects and contract negotiations. He also managed hockey operations for Pittsburgh's American Hockey League (AHL) affiliate, the Wilkes-Barre/Scranton Penguins. Under his leadership, Wilkes-Barre/Scranton reached the AHL's Calder Cup finals in 2007-08, and the division finals in 2006-07 and 2008-09.

Fletcher has also been to the Stanley Cup Finals in management with the Florida Panthers and the Anaheim Ducks. His extensive NHL management experience includes a four-year stint with the Anaheim Ducks from 2002-06 as Director of Hockey Operations, Assistant General Manager, and Vice President of Amateur Scouting and Player Development.

The Montreal, Que., native also spent nine years in the front office of the Florida Panthers from 1993-2002, working seven seasons as Assistant General Manager and one season as Interim General Manager. In 1996, the Panthers advanced to the Stanley Cup Finals.

Fletcher, the son of Hockey Hall of Famer Cliff Fletcher, graduated from Harvard in 1990 and spent one year as the Sales and Merchandising Coordinator for Hockey Canada and two years as a player representative for Newport Sports Management before making the transition to the front office.

He and his wife, Rhonda, have two children, Kaitlin and Keith.



BRENT FLAHR

ASSISTANT GENERAL MANAGER

Brent Flahr begins his fifth season with the Minnesota Wild after being named Assistant General Manager. He is responsible for overseeing all aspects of player development and evaluation and assists General Manager Chuck Fletcher in player personnel decisions, contract negotiations and league related issues. Flahr oversees the organization's preparation for and the selection of players at the NHL Entry Draft. In the 2013 Draft, the Wild selected Gustav Olofsson (No. 46 overall) and RW Kurtis Gabriel (No. 81 overall) in the first three rounds.

The Wild's prospect pool was ranked third in The Hockey News 2013 Future Watch and was the only team with four players in the Future Watch Top 50, Mikael Granlund (#7), Jonas Brodin (#22), Charlie Coyle (#27), and Mathew Dumba (#47).

Before his time with the Wild, Flahr spent the previous two seasons with the Ottawa Senators as Director of Hockey Operations. Prior to joining the Senators, he spent four seasons working as an Amateur Scout for the Anaheim Ducks, including the 2007 Stanley Cup team. From 1996 to 2003, Flahr spent eight seasons as part of the Florida Panthers organization, serving in a variety of positions, including Assistant to the General Manager, and Scouting and Video Coordinator. He was also the Director of Hockey Operations for the Panthers' AHL affiliate, the San Antonio Rampage. Flahr has worked with Chuck Fletcher two times previously, spending three seasons with him in Anaheim and six seasons in Florida.

The native of Courtenay, B.C., is a graduate of Princeton University, where he played four seasons of college hockey for the Tigers from 1992-96.

He and his wife, Dana, reside in Saint Paul.



JIM MILL

ASSISTANT TO THE GENERAL MANAGER

Jim Mill begins his fifth season with the Wild as Assistant to the General Manager. He reports to General Manager Chuck Fletcher and helps oversee the day-to-day operations of the Wild's hockey operations department, assisting with contract negotiations, player development and scouting. Mill also serves as the General Manager of the Iowa Wild of the American Hockey League (AHL).

Under Mill's tutelage, the Wild's AHL affiliate made the playoffs in each of the last three seasons, going to the Calder Cup Finals in 2011.

Prior to joining the Wild, Mill spent 11 years working for the AHL. He joined the AHL's hockey operations staff in 1998, was promoted to Vice President in 2001 and was named Executive Vice President of Hockey Operations prior to the 2007-08 season.

Mill's tenure in the AHL office came after he served as Assistant Director of Hockey Operations at the East Coast Hockey League (ECHL). Prior to joining the league's front office, Mill served as Assistant Coach and Director of Player/Community Relations for Tallahassee (ECHL) in 1996-97 after completing a four-year career as a minor league goaltender (1992-96). He also served on the executive board of the Professional Hockey Players' Association.

The native of Detroit, Mich., grew up in Hartford, Conn., and graduated from St. Anselm College in Manchester, N.H., where he captained the hockey team and earned MVP honors in 1992.

He and his wife, Cindy, have three daughters, Kyra, Kady and Ashley. The family resides in Eden Prairie.





COACHING STAFF



MIKE YEO

HEAD COACH

Mike Yeo was named the Minnesota Wild's third Head Coach on June 17, 2011. He led the Wild back to the Stanley Cup Playoffs in 2013 after a five-year absence. Minnesota has posted a record of 61-55-14 during his two seasons as Head Coach. Yeo, the youngest Head Coach in the NHL, helped lead the Wild's previous primary affiliate, the Houston Aeros, to a 46-28-1-5 record and the Calder Cup Final in his first season as a Head Coach in 2010-11. The Aeros led the Western Conference and ranked third in the AHL with 46 regular season wins after it did not qualify for the playoffs in 2010.

Prior to being named the Aeros Head Coach, Yeo served as an Assistant Coach with the Pittsburgh Penguins (2005-10). During his tenure in Pittsburgh, the Penguins claimed the 2007-08 Atlantic Division title, advanced to the Stanley Cup Finals twice and won the 2009 Stanley Cup Championship. He joined the Penguins coaching staff when Michel Therrien was named Head Coach on Dec. 15, 2005. During his first full season in 2006-07, Yeo helped the Penguins to a 47-point improvement from the previous season, the fourth-largest turnaround from one season to the next in NHL history. In his second season, he helped lead the Penguins to the Stanley Cup Final for the first time since the 1992 season. Yeo remained on staff in Pittsburgh during the 2008-09 season after Dan Bylsma replaced Therrien on Feb. 15, 2009, and the Penguins went on to win the Stanley Cup.

He began his coaching career as an Assistant Coach with the Penguins' top minor-league affiliate in Wilkes-Barre/Scranton (2000-05). Yeo helped the Penguins earn a Western Conference title (2001), an Eastern Conference title (2005) and two appearances in the Calder Cup Final (2001, 2004). In 2005, Wilkes-Barre/Scranton set an AHL record for the best start to a season by boasting a 21-1-2-1 record with 15 straight road wins before Yeo was promoted to Pittsburgh.

The left wing played five seasons with the Aeros (1994-99) and accumulated 127 points (55-72=127) and 511 penalty minutes (PIM) in 317 games. The native of North Bay, Ont., served as captain of Houston's 1999 Turner Cup Championship team. He played 19 games for Wilkes-Barre/Scranton in 1999-2000 before suffering a career-ending knee injury.

Yeo and his wife, Tanya, have a daughter, Braeden, and a son, Kyler.

YEO'S COACHING RECORD

YEAR	TEAM (LEAGUE)	REGULAR SEASON						PLAYOFFS			
		G	W	L	OT	PTS	PCT	G	W	L	PCT
2000-01	Wilkes-Barre/Scranton – Assistant Coach (AHL)	80	36	33	11	83	0.52	21	13	8	0.62
2001-02	Wilkes-Barre/Scranton – Assistant Coach (AHL)	80	20	44	16	56	0.35	–	–	–	–
2002-03	Wilkes-Barre/Scranton – Assistant Coach (AHL)	80	36	32	12	84	0.53	5	1	4	0.20
2003-04	Wilkes-Barre/Scranton – Assistant Coach (AHL)	80	34	28	18	86	0.54	24	12	12	0.50
2004-05	Wilkes-Barre/Scranton – Assistant Coach (AHL)	80	39	27	14	92	0.58	11	5	6	0.45
2005-06	Wilkes-Barre/Scranton – Assistant Coach (AHL)	80	51	18	11	113	0.71	11	4	7	0.36
2006-07	PITTSBURGH – Assistant Coach (NHL)	82	47	24	11	105	0.57	5	1	4	0.20
2007-08	PITTSBURGH – Assistant Coach (NHL)	82	47	27	8	102	0.57	20	14	6	0.70
2008-09	PITTSBURGH – Assistant Coach (NHL)	82	45	28	9	99	0.55	24	16	8	0.67
2009-10	PITTSBURGH – Assistant Coach (NHL)	82	47	28	7	101	0.57	13	7	6	0.54
2010-11	Houston – Head Coach (AHL)	80	46	28	6	98	0.61	24	14	10	0.58
2011-12	MINNESOTA – Head Coach (NHL)	82	35	36	11	81	0.49	–	–	–	–
2012-13	MINNESOTA – Head Coach (NHL)	48	26	19	3	55	0.57	5	1	4	0.20
Head Coach Total (NHL)		130	61	55	14	136	0.52	5	1	4	0.20
Head Coach Total (AHL)		80	46	28	6	98	0.61	24	14	10	0.58
Assistant Coach Totals (NHL)		328	186	107	35	407	0.56	62	38	24	0.52
Assistant Coach Totals (AHL)		480	216	182	82	514	0.53	72	35	37	0.42

COACHING STAFF



RICK WILSON

ASSISTANT COACH

Rick Wilson is in his fourth season as an Assistant Coach with the Minnesota Wild.

Wilson spent the 2009-10 season as Associate Coach with the Tampa Bay Lightning. Prior to that, he served 16 seasons (1992-2009) as an Assistant and Associate Coach with the Stars franchise, winning a Stanley Cup with Dallas in 1999. During his tenure with the club, Wilson helped lead the team to seven division titles, two Western Conference championships and two Presidents' Trophies.

He served as Associate Coach for his final six seasons (2002-09) with the Stars, focusing on the team's defense and penalty kill. Under Wilson's guidance the Stars finished in the top three for fewest goals against in the NHL during the 2007-08, 2006-07, 2003-04 and 2002-03 seasons. Before being named Associate Coach, Wilson held the position of Assistant Coach with the Stars for 10 seasons (1992-2002), joining the club for the 1992-93 campaign in Minnesota. He served as interim Head Coach for 32 games during the 2001-02 campaign.

Wilson joined the Stars after coaching in Los Angeles for three seasons (1989-92). He served as an Assistant Coach with the New York Islanders for one year (1988-89) and was also an assistant on Canada's National Junior Team that same year. Prior to his time with the Islanders, Wilson spent eight years (1980-88) with Prince Albert of the Western Hockey League where he helped lead the team to a Memorial Cup Championship in 1985. During his last two seasons in Prince Albert, he served as Head Coach and General Manager. Wilson began his coaching career as an Assistant Coach with the University of North Dakota from 1978-80 and was part of the Fighting Sioux's 1980 NCAA championship team.

A native of Prince Albert, Sask., Wilson was drafted by Montreal with the 66th overall selection in the 1970 NHL Amateur Draft and spent four seasons (1973-77) in the NHL as a defenseman for Montreal, St. Louis, and Detroit. During his NHL career he amassed 32 points (6-26=32) in 239 games.

He and his wife, Carol, are the parents of four children: Landon, Brooke, Barrett, and Brittany. The family resides in Woodbury.



DARRYL SYDOR

ASSISTANT COACH

Darryl Sydor is in his third season as an Assistant Coach with the Minnesota Wild.

Sydor served as an Assistant Coach for Mike Yeo with the Houston Aeros of the American Hockey League (AHL) in 2010-11. In his first season as a professional coach, the Aeros went 46-28-1-5 and advanced to the Calder Cup Final after not qualifying for the playoffs in 2010.

Sydor played 18 seasons in the NHL collecting 507 points (98-409=507), including 234 on the power play (43-191=234) and 755 penalty minutes (PIM) in 1,291 games with Los Angeles, Dallas, Columbus, Tampa Bay, Pittsburgh and St. Louis. His games played total ranks 17th all-time by a NHL defenseman. Sydor made 11 appearances in the playoffs and recorded 56 points (9-47=56) in 155 postseason games. He advanced to the Stanley Cup Finals with Los Angeles in his first full season in the NHL (1992-93) and won a Stanley Cup with the Stars in 1999 and the Lightning in 2004. Sydor also won a Memorial Cup with the Kamloops Blazers in 1992. He was originally selected by the Kings with the seventh overall pick in the 1990 NHL Entry Draft.

The native of Edmonton, Alta., appeared in two NHL All-Star Games (1998, 1999) and retired following the 2009-10 season.

Sydor and his wife, Sharlene, have four children – twins Parker and Braden, and Dylan and Cooper.





COACHING STAFF



DARBY HENDRICKSON

ASSISTANT COACH

Darby Hendrickson is in his fourth season as an Assistant Coach with the Minnesota Wild.

Hendrickson was an original member of the Wild and one of the most popular players in team history, playing four seasons (2000-04) and scoring the team's first goal at Xcel Energy Center on Oct. 11, 2000 vs. Philadelphia. The Richfield, Minn., native posted 60 points (29-31=60) in 182 regular season games with the Wild. He appeared in 17 playoff matches with Minnesota in 2003 and recorded five points (2-3=5) including the game-winning goal in Game 7 of the Western Conference Semifinal series at Vancouver. Hendrickson also skated with Toronto, the New York Islanders, Vancouver and Colorado, posting 129 points (65-64=129) in 518 NHL games in parts of 10 NHL seasons.

He played for the University of Minnesota for two seasons (1991-93) after earning the 1991 Minnesota Mr. Hockey Award while playing for Richfield High School and was a member of the 1994 United States Olympic Team. Hendrickson most recently served as a studio analyst for FOX Sports North and an analyst for KSTC-TV, Channel 45's coverage of the state high school hockey tournament, as well as a National Hockey League Players' Association (NHLPA) Northwest Division Representative.

He and his wife, Dana, are the parents of four children: Mason, Addison, Beckett and Rennick.



BOB MASON

GOALTENDING COACH

Bob Mason is in his 12th year as Goaltending Coach for the Minnesota Wild. He is responsible for working with goaltenders throughout the Wild organization. Under his tutelage, goaltenders Niklas Backstrom (2007) and Dwayne Roloson (2004) won the Roger Crozier Saving Grace Award given annually to the goalie with the NHL's best save percentage. Backstrom (2009) and Roloson (2004) also represented Minnesota in the NHL All-Star Game. The Wild ranked first in the League in 2006-07 with a 2.20 goals-against average and a .922 save percentage and claimed the William Jennings Trophy as the team allowed a league-low 191 goals against.

Mason also served as a Goaltending Consultant for the Atlanta Thrashers during its first two seasons of existence from 1999-2001. Prior to joining the Thrashers, he spent three seasons

with the University of Minnesota as a volunteer Goaltender Coach. Mason played parts of eight seasons in the National Hockey League (NHL) with the Washington Capitals, Chicago Blackhawks, Quebec Nordiques and Vancouver Canucks.

He finished his NHL career with a 55-65-16 record and a 3.76 GAA in 145 games from 1984-91. He also appeared in five Stanley Cup playoff games, posting a 2-3 record and a 1.95 GAA with Washington and Chicago. The native of International Falls, Minn., played two seasons at the University of Minnesota-Duluth and was a member of Team USA at the 1984 Olympics in Sarajevo, Yugoslavia.

Mason and his wife, Victoria, currently reside in Bloomington.



HOCKEY OPERATIONS

BLAIR MACKASEY

DIRECTOR OF PLAYER PERSONNEL

Blair Mackasey (pronounced MACK-uh-see) begins his fourth season as the Minnesota Wild's Director of Player Personnel. Previously, Mackasey served four seasons as Director of Professional Scouting for the Wild. He oversees all aspects of the club's professional scouting and performs special hockey operations assignments.

Mackasey joined the Wild from Hockey Canada, where he was named Head Scout in June of 2002 and was later named Director of Player Personnel in July of 2005. While with Hockey Canada, he was responsible for all player evaluation and player selections for Canada's National Junior Team Development and Selection Camps as well as Canada's Men's Under-18 Program. Mackasey also assisted Wayne Gretzky and Canada's management and coaching staff in player evaluations for Canada's 2006 Men's Olympic Hockey Team. During his four seasons with Hockey Canada, he won back-to-back World Junior gold medals (2005 and 2006) and two silver medals (2003 and 2004), overseeing player selection and operations of Canada's National Junior Team at the IIHF World Junior Championship. Mackasey also won two gold medals with Canada's National Under-18 Summer Team at the Junior World Cup (2004, 2005), a silver medal with Canada's National Under-18 Team at the World Championship in April of 2005 and a gold medal in 2003.

Prior to joining Hockey Canada, he was a member of the Phoenix Coyotes' scouting staff for six seasons (1996-2002). Mackasey spent three seasons as a Head Coach in the Quebec Major Junior Hockey League with the Granby Bisons (1993-94) and the Drummondville Voltigeurs (1994-96). He also played minor league baseball in the Montreal Expos organization with the likes of Ellis Valentine and Gary Carter.

Mackasey and his wife, Debbie, have four children, Andrea, Blair Jr., Erin and Dave. The family resides in Beaconsfield, Que.



BRAD BOMBARDIR

DIRECTOR OF PLAYER DEVELOPMENT

Brad Bombardir begins his fourth season as the Minnesota Wild's Director of Player Development. In this role, he is responsible for evaluating prospects in the Wild organization and implementing programs to help continue their development.

Bombardir also serves as Senior Director of Community Relations for the organization and supports a wide variety of the organization's community partnership initiatives including the promotion and support of Minnesota Hockey, the Hobey Baker Foundation, the Boys and Girls High School Hockey Coaches Associations and the Minnesota Minute Men. Along with these responsibilities, he represents the organization at various community events, is actively engaged in the charitable interests of the Minnesota Wild and is Vice Chair of the Minnesota Wild Foundation.

Bombardir was acquired by Minnesota in a trade with the New Jersey Devils in June of 2000. The Powell River, B.C., native was a member of the franchise's inaugural team and played a total of 212 games in a Wild sweater. During his run in Minnesota, he was named the monthly captain a franchise-record seven times. Bombardir also played an active role in all of the team's community relations affairs, making appearances at schools and hospitals, along with participating in the organization's charitable activities.

Originally drafted by the Devils in the third round of the 1990 NHL Entry Draft, he recorded 54 points (8-46=54) in 356 games during seven years in the NHL with New Jersey, Minnesota and Nashville. He made his NHL debut with the Devils during the 1997-98 campaign, and captured a Stanley Cup Championship in his third season with New Jersey in 2000. Bombardir played four years at the University of North Dakota (1990-94) and spent three seasons (1994-97) with Albany of the American Hockey League, and helped the River Rats win the 1995 Calder Cup.

He and his wife, Heather, reside with their three children in Woodbury.





GUY LAPOINTE

COORDINATOR OF AMATEUR SCOUTING

Guy Lapointe is in his 15th year as Coordinator of Amateur Scouting after joining the Minnesota Wild in September of 1999. Lapointe's role with the club focuses on scouting and evaluating talent in all amateur and professional leagues. He works closely with Assistant General Manager Brent Flahr and General Manager Chuck Fletcher. While working with the organization, Lapointe has aided in the selection of young players including Pierre-Marc Bouchard, Jonas Brodin, Brent Burns, Cal Clutterbuck, Mathew Dumba, Marian Gaborik, Mikael Granlund, Mikko Koivu and Nick Schultz.

Lapointe joined the Wild staff after spending nine years (1990-99) with the Calgary Flames. He served as a Scout for the Flames for seven seasons (1990-95, 1997-99) and as an Assistant Coach for two seasons (1995-97). Prior to his tenure with Calgary, Lapointe held the position of Assistant Coach for five seasons (1984-85, 1987-90) with the Quebec Nordiques (Colorado Avalanche). The Montreal native also served two seasons (1985-87) as General Manager and Head Coach of the Longueuil Chevaliers of the Quebec Major Junior Hockey League.

As a player, Lapointe played 16 NHL seasons (1968-84) and was a member of six Stanley Cup Championship teams with the Montreal Canadiens. He also played a key role for Team Canada at the historic 1972 Summit Series against the Soviets, was a member of the 1976 Canada Cup championship team and represented the NHL in the 1979 Challenge Cup against the Soviets. The four-time NHL All-Star was elected to the Hockey Hall of Fame in 1993. He currently resides in St. Lazare, Que., with his wife, Louise. Lapointe has three grown children, Guy Jr., Stephanie and Jordan, and five grandchildren.



SHEP HARDER

DIRECTOR OF HOCKEY ADMINISTRATION

Shep Harder begins his seventh season in the Wild hockey operations department, and his fifth season as Director of Hockey Administration. He reports to General Manager Chuck Fletcher and supports the day-to-day operations of the club. Harder's primary responsibilities include contract research, analysis and negotiations, scouting and player evaluation, and salary cap analysis and management. He also maintains the Wild's proprietary database systems and serves as a liaison to the NHL regarding matters pertaining to the Collective Bargaining Agreement.

Harder came to the Wild from the University of Massachusetts-Amherst, where he received dual Masters' degrees (MBA/MS) while also serving as the Graduate Assistant for the University of Massachusetts Minutemen (Hockey East). Prior to pursuing his graduate studies, Harder worked in the private sector for an open outcry options trading firm before returning to hockey in 2003-04 as an Assistant Coach at his undergraduate alma mater, Colgate University. From 2004-06, he also served as a goaltender coach and team leader at USA Hockey's U-20 National Junior Player Evaluation Camp in Lake Placid, N.Y.

The Wayzata, Minn., native played four seasons of NCAA Division I hockey at Colgate University (1996-2000). Following college, he split one season between the International Hockey League and the East Coast Hockey League.

Harder and his wife, Emily, reside in Wayzata, with their son, Colton.



ANDREW BRUNETTE

HOCKEY OPERATIONS ADVISOR

Andrew Brunette begins his first full season as Hockey Operations Advisor for the Minnesota Wild after being named to the position on Feb. 13, 2013. In this role, he assists General Manager Chuck Fletcher in all aspects of the team's hockey operations including scouting, free agent signings and helping with the evaluation and development of prospects at all levels of the organization.

Brunette collected 733 points (268-465=733), including 114 power-play goals and 32 game-winning goals, as well as 314 penalty minutes in 1,110 games during his 16-year career in the National Hockey League (NHL). From 1998-99 thru 2011-12, he played in 1,048 regular season games, the most of any NHL player during that time. Brunette appeared in his 1,000th career NHL game as a member of the Wild on Feb. 1, 2011 vs. Los Angeles.

In six seasons with Minnesota (2001-04, 2008-11), the native of Sudbury, Ont., compiled 321 points (119-202=321) in 489 contests. Brunette ranks second in franchise history in power-play goals (55), tied for second in goals, fourth in points and assists and fifth in game-winning goals (16) and games played. He tallied 35 points (17-18=35) in 49 playoff matches and scored the overtime goal in Game 7 of the 2003 Western Conference Quarterfinal series against the Colorado Avalanche to clinch the Wild's first playoff series win.

Brunette was originally selected by Washington in the seventh-round (174th overall) of the 1993 NHL Entry Draft and made his NHL debut with the Capitals on Jan. 17, 1996 at Chicago. He spent parts of three seasons in Washington (1995-98), one with the Nashville Predators where he scored the first goal in franchise history (1998-99), two with the Atlanta Thrashers (1999-2001) and three with the Colorado Avalanche (2005-08) before finishing his playing career with the Chicago Blackhawks (2011-12).



FRANK BUONOMO

SENIOR DIRECTOR, TEAM OPERATIONS AND BUSINESS INTEGRATION

Frank Buonomo begins his first season as Senior Director, Team Operations and Business Integration for the Minnesota Wild after being named to the position on Aug. 19, 2013. He reports directly to Chuck Fletcher and is responsible for team operations and serves as the main liaison between the players and organization.

Buonomo comes to the Wild with an extensive background in the National Hockey League having worked in a variety of roles with the New York Rangers, Nashville Predators, St. Louis Blues and Pittsburgh Penguins.





KIRK OLSON


STRENGTH AND CONDITIONING COACH

Kirk Olson is in his second stint as the Wild's Strength and Conditioning Coach, having rejoined the organization in 2011. He is responsible for developing, implementing and executing all aspects of strength and conditioning throughout the Wild organization.

Olson previously served in the position for six seasons (2003-09). He has been coaching and training athletes for the past 17 years and has served as the general manager of Total Hockey Minnesota in Lakeville, Minn. Olson trained athletes in a private capacity, focusing primarily on the development of hockey players, before being hired by the Wild in 2003.

Olson spent three seasons with the National Football League's (NFL) Minnesota Vikings' Strength and Conditioning Staff. During his time with the Vikings, Olson also served as Head Strength and Conditioning Coach for the Amsterdam Admirals of NFL Europe.

In addition to his coaching endeavors, he has served as a consultant to several high school, college and university athletic programs. Olson is a graduate of the University of Minnesota and St. Cloud State University.



JONAS PLUMB

VIDEO COORDINATOR

Jonas Plumb enters his third season as the Minnesota Wild Video Coordinator. He is in charge of organizing the team's video requirements during the season.

Plumb most worked for Hockey Canada from 2010-11, preparing video for various men's and women's tournaments and working alongside Mark Messier and Guy Carbonneau. Plumb worked for the Swedish men's hockey team at the 2010 Winter Olympics and the National Hockey League's Washington Capitals in the 2008-09 season. He has also spent time with the Western Hockey League's (WHL) Vancouver Giants, where he helped the team win the 2007 Memorial Cup and WHL Championship.



BEN RESNICK

HOCKEY OPERATIONS COORDINATOR

Ben Resnick begins his second season in the Wild hockey operations department. As Hockey Operations Coordinator, Resnick supports the day-to-day operations of the Club.

A native of Pittsburgh, Pa., he was part of the Syracuse Crunch's radio broadcasts for three seasons (2002-05) serving as the rink-side reporter and infrequently as the pre-game and intermission host. Resnick graduated summa cum laude from Syracuse University with a dual degree in Broadcast Journalism and Economics. He also has a masters degree in Economics from the University of Pennsylvania.

Resnick resides in St. Paul.

AMATEUR SCOUTS



Marc Chamard



Craig Channell



Paul Charles



Brian Fortin



Christopher Hamel



Brian Hunter



Marty Nanne



Frank Neal



Ernie Vargas



Darren Yopyk

EUROPEAN SCOUTS



Ricard Persson



Pavel Routa

PRO SCOUTS



Jamie Hislop



Chris Kelleher

HOCKEY OPERATIONS STAFF



Cindy Sweiger
Hockey Operations
Administrator



TONY DACOSTA

HEAD EQUIPMENT MANAGER

Tony DaCosta begins his 14th season as Head Equipment Manager for the Minnesota Wild. He oversees all of the club's equipment needs along with running the team's home dressing room at Xcel Energy Center.

Prior to joining the Wild, the Winnipeg, Man., native was a part of the Winnipeg/Phoenix Coyotes organization for more than 19 years. DaCosta started working for the Winnipeg Jets as a dressing room attendant and equipment manager for NHL teams visiting the Winnipeg Arena. He was promoted to Assistant Equipment Manager for the 1988-89 season. During that time, DaCosta gained invaluable knowledge and experience that helped him in his role as one of the Coyotes Equipment Managers, a position he held when the Jets moved to Phoenix in 1996.

He also served as Equipment Manager for the NHL All-Star Games in 1998 (Vancouver) and 2004 (Saint Paul) and held the same position with Team Canada at the 2001 World Championship in Germany and the 2009 World Championship in Switzerland.

He and his wife, June, have two daughters, Summer and Rylee.



DON FULLER

HEAD ATHLETIC THERAPIST

Don Fuller enters his 14th season as Head Athletic Therapist for the Minnesota Wild. He is responsible for the assessment and rehabilitation of all injuries, coordination of the Wild medical staff and administration of all therapy/medical procedures.

Fuller is a Certified Athletic Therapist in the Canadian Athletic Therapists' Association, a Certified Athletic Trainer in the National Athletic Trainers' Association and a nationally certified Emergency Medical Technician. He also is a member of the Minnesota Athletic Trainers' Association, Professional Hockey Athletic Trainers' Society and the National Registry of Emergency Medical Technicians.

The London, Ont., native served as a member of the Canadian National Men's Hockey Team at the 2006 (Latvia), 2002 (Sweden) and 2000 (Russia) World Championships. Fuller was also the host therapist for the World Cup of Hockey played in Saint Paul in September of 2004. He has also held the position of Head Athletic Therapist for Canada's National Men's Hockey Team in 1999-2000. Prior to that, Fuller was the Head Athletic Therapist for the University of Victoria from 1994-99. He also worked as a therapist for the Canadian medical team at the 1996 Summer Olympic Games in Atlanta. He was the Athletic Therapist for the Victoria Salsa of the British Columbia Junior Hockey League in 1998 and for the University of Toronto Varsity Blues men's hockey team in 1990-91.

Fuller received a Bachelor of Physical Education degree from McMaster University in 1989, a diploma in Sports Injury Management from Sheridan College in 1991 and spent three years studying at the Canadian College of Osteopathy (1997-99, 2004-05). Don also completed his EMT certification at Inverhills Community College in 2008.

He and his wife, Tina, have two daughters, Anna, Alison and Alaina. The family resides in Woodbury.

JOHN WORLEY

ASSISTANT ATHLETIC TRAINER

John Worley enters his fifth season as the Assistant Athletic Trainer for the Minnesota Wild. His responsibilities include assisting with player rehabilitation and the day-to-day medical needs of Wild players. Prior to joining the Wild, Worley served as Manager of Sports Medicine Services at the Rothman Institute Orthopaedics in Philadelphia, Pa., for five years.

Worley previously spent 16 years with the Philadelphia Flyers, including 10 seasons as Head Athletic Trainer. A native of Ridley Park, Pa., he graduated with a B.S. in Health and Physical Education with certification in Athletic Training from West Chester University in 1980.

Worley is a Certified Athletic Trainer through the National Athletic Trainers Association and is registered with the Minnesota Board of Medical Practice. He is a member of the Professional Hockey Athletic Trainers Society, and serves as the Assistant Western Conference representative to the Executive Board, as well as a professional member of the American College of Sports Medicine. Worley also is a National Registered Emergency Medical Technician, and a professional member of the American College of Sports Medicine.

Worley and his wife, Tracey, have two daughters, Taylor and Morgan.



TRAVIS GREEN

MASSAGE THERAPIST

Travis Green enters his seventh year with the Minnesota Wild as the team's Massage Therapist. His primary responsibilities include providing manual therapies to players and staff in order to prevent injuries from occurring or to assist in the rehabilitative process. In addition to his role as massage therapist, he assists the medical staff as an athletic trainer. Prior to serving the Minnesota Wild in a full-time role, Green served as a part-time assistant athletic trainer/massage therapist during the 2007 Stanley Cup Playoffs and through the 2007-08 season.

In April, 2011 Green began working with USA Hockey in a supporting role as a massage therapist and athletic trainer. He served as the Massage Therapist for the IIHF Women's World Championship in Zurich, Switzerland where they won a third consecutive championship. Over the last two years, he has served as the Head Athletic Trainer for the annual August Festival Camp in Blaine, Minn., and the following international tournaments and games.

Green is a Minnesota native and 1997 graduate of Bethel University with a B.A. in Athletic Training as well as a double minor in Health and Physical Education. He is a Certified Athletic Trainer through the National Athletic Trainers Association and is registered with the Minnesota Board of Medical Practice. He is also a member of the Professional Hockey Athletic Trainers Society. In 2005, Green completed his therapeutic bodywork/massage therapy degree from CenterPoint Massage School in Minneapolis. Green is an ART (Active Release Techniques) Provider and was a Certified Strength and Conditioning Specialist through the National Strength and Conditioning Association over a span of 10 years.

Green resides in St. Paul and has two daughters, Sidney and Lauren, and a son, Ryan.





TRAINING & EQUIPMENT TEAM



RICK BRONWELL

ASSISTANT EQUIPMENT MANAGER

Rick Bronwell enters his fourth season as Assistant Equipment Manager with the Minnesota Wild. He is responsible for assisting Minnesota's equipment needs both at home and on the road, as well as locker room set-up and equipment repair.

Bronwell is a certified member of the Athletic Equipment Managers Association and spent the previous three seasons (2007-10) as Assistant Equipment Manager for the San Jose Sharks. Prior to that post, Bronwell spent five seasons as Head Equipment Manager for the Houston Aeros of the AHL (2002-07). A member of the Aeros 2003 Calder Cup Championship team, Bronwell also served as the Head Equipment Manager for Team Canada at the 2004 AHL All-Star Game. Before joining Houston, he was the Head Equipment Manager in 2001-02 for the Atlantic City Boardwalk Bullies of the ECHL. A native of Kansas City, Mo., Bronwell served as the Assistant Equipment Manager for the Kansas City Blades of the International Hockey League from 1996-2001 and served as a game night assistant on the staff from 1992-96.

He and his wife, Heather, have two daughters, Ashleigh and Addison.



MATT BENZ

ASSISTANT EQUIPMENT MANAGER

Matt Benz begins his 12th season with the Minnesota Wild and eighth as Assistant Equipment Manager. His responsibilities include supporting Minnesota's equipment needs at home, handling equipment transportation to and from the airport for both the Wild and visiting team, and taking care of the club's equipment needs for summer development camps and the Traverse City rookie tournament.

Benz assisted multiple teams during the 2004 World Cup of Hockey in Saint Paul, working with Team Russia during their training camp and Team Finland and Slovakia for their games at Xcel Energy Center.

Benz joined the Wild as a game night dressing room attendant in 2000-01 following a career in Sales and Marketing. The Saint Paul native attended Hill-Murray School in Maplewood and graduated from the University of St. Thomas.

He and his wife, Emily, have two daughters, Elena and Lily.

MEDICAL TEAM



SHELDON BURNS

MEDICAL DIRECTOR

Dr. Sheldon Burns begins his 13th year as Medical Director for the Minnesota Wild. His duties with the Wild include serving as Head Team Physician, coordinating medical care for players and staff and organizing the club's medical staff. Dr. Burns is a board certified specialist in Family Practice, Emergency Medicine and Sports Medicine.

Dr. Burns has served in official capacities at seven Olympic Games, two World Championships and three Goodwill Games, including working with the 1980 and 1984 Olympic hockey teams and the 1982 and 1983 United States World Championship hockey teams. He was the Team Physician for the 2008 United States Olympic Team in Beijing, China, and served in the same capacity for the United States at the 2004 Olympic Games in Athens, Greece. In 2007, Dr. Burns served as the Chief Medical Officer for the United States at the 24th International World University Games in Bangkok, Thailand, and was the Team Physician at the 2007 Tournament of Americas.

He also served as Deputy Commissioner of the International Olympic Committee's Medical Commission, which was responsible for all medical care at the Olympic Games in Atlanta, Sydney and Nagano. Dr. Burns is also the Medical Director of the NBA's Minnesota Timberwolves, the WNBA's Minnesota Lynx, and Team Physician for the NFL's Minnesota Vikings. He previously served as Medical Director for the NLL's Minnesota Swarm. His practice is at Edina Family Physicians.

Dr. Burns has lectured on sports medicine in Europe, Asia and North America and has been recognized nationally and internationally for his work. He is a Clinical Professor at the University of Minnesota medical school and is active in teaching sports medicine at the Minnesota Orthopedic Sports Medicine Institute and the TRIA Orthopaedic Center.

Born and raised in Grand Meadow, Minn., he received his undergraduate degree from Hamline University in Saint Paul and earned his medical degree in 1974 from the University of Minnesota Medical School.



DAN PETERSON

TEAM PHYSICIAN

Dr. Daniel Peterson is in his 13th year as a Team Physician for the Minnesota Wild. In addition to other associations, he is a member of the NHL Team Physician Society and the American Academy of Family Physicians.

Dr. Peterson is a board certified specialist in Family Medicine and Sports Medicine. A native of Mt. Iron, Minn., Dr. Peterson served as a Team Physician at the 2004 World Cup of Hockey and the 2004 NHL All-Star Game. He has worked in the same role with Macalester College teams since 1996, the Minnesota Swarm (2005-12), as well as at the World Figure Skating Championships, the Solheim Cup and U.S. Women's Open golf tournaments, and numerous football, basketball and tennis events.

After graduating from the University of Minnesota Medical School, Dr. Peterson completed his family practice residency and a sports medicine fellowship at the Hennepin County Medical Center.

In addition to his role with the Wild, Dr. Peterson is a family practice physician at Edina Family Physicians, PA, and has been named one of America's Top Family Doctors in recent years (2008-10).

Dr. Peterson and his wife, Sara, currently reside in Shoreview with their three children Marc, Audrey, and Julia. His hobbies include water and downhill skiing, rock and mountain climbing and multiple other outdoor activities.





MEDICAL TEAM



JOEL BOYD

ORTHOPEDIC SURGEON

Dr. Joel L. Boyd is in his 14th year with the Minnesota Wild as Orthopedic Surgeon. In addition to his role with the Wild, he also serves as a Physician at TRIA Orthopaedic Center in Bloomington.

Dr. Boyd also serves as Team Physician for the NFL's Minnesota Vikings and is a United States Olympic Team Physician. He worked as an Olympic Team Physician for the United States men's and women's hockey teams in Nagano, Japan in 1998 and as a National Team Physician with USA Hockey at World Championships in Switzerland, Sweden and Germany. Dr. Boyd previously held the role of Co-Medical Director for the International Hockey League's (IHL) Minnesota Moose.

He completed his undergraduate work and received a Master of Science degree from Bucknell University and graduated from Temple University Medical School. Dr. Boyd completed his orthopedic training at the Cleveland Clinic Foundation and his fellowship training at the University of Western Ontario, Canada.



CHRISTOPHER LARSON

ORTHOPEDIC SURGEON

Dr. Larson is a fellowship trained, board certified, Sports Medicine Orthopedic surgeon who specializes in hip arthroscopy, sports hip injuries, and ACL reconstruction. Dr. Larson serves as an orthopedic team physician for the Minnesota Wild.

Dr. Larson is a national and internationally recognized hip sports medicine expert and regularly presents and teaches around the world. He has published more than 50 articles and has written numerous book chapters regarding hip arthroscopy and hip injuries in athletes. He is currently conducting numerous research projects looking at hip disorders in high school, collegiate, and professional hockey players, and is specifically looking at injuries and injury prevention programs for hockey goalies.

Dr. Larson is the program director for the Fairview/MOSMI Sports Medicine Fellowship program and has been a team physician for many teams and organizations including the Minnesota Vikings (2007-11). He currently practices sports medicine at Twin Cities Orthopedics/Minnesota Orthopedic Sports Medicine Institute in Edina.

He grew up in Minnesota and attended undergraduate and medical school at the University of Minnesota. He performed his residency training in orthopedic surgery at the University of North Carolina, Chapel Hill, and did his sports medicine fellowship at the Minneapolis Sports Medicine Center. Dr. Larson and His wife, Angie, have two children, Leo and Hannah, and enjoy sports, music, and spending time at the lake.



BRAD NELSON

ASSISTANT TEAM ORTHOPEDIC SURGEON

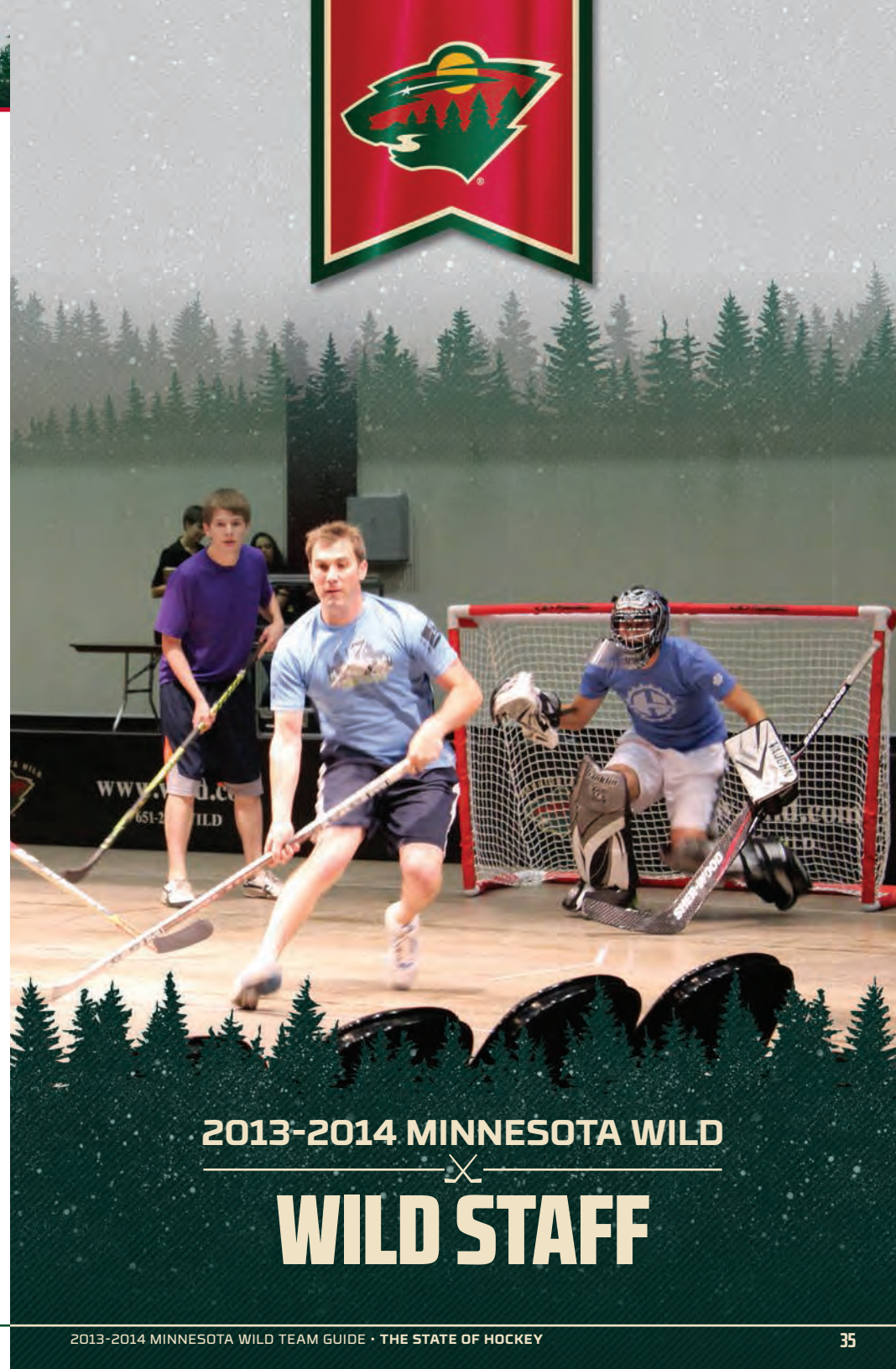
Dr. Brad Nelson is in his fifth year with the Minnesota Wild as Assistant Team Orthopedic Surgeon, specializing in shoulder and knee surgery. In addition to his duties with the Wild, he is an Associate Professor of Orthopedic Surgery at the University of Minnesota and also works at TRIA Orthopaedic Center in Bloomington.

Dr. Nelson has worked as the Team Physician for multiple USA Hockey teams and tournaments, including the U.S. National Team Development Program and the Under-18 World Championship camp. Over the past four years, he has also worked as the Team Physician for numerous sports teams at the University of Minnesota, including the men's and women's ice hockey programs.

A native of Appleton, Minn., Dr. Nelson graduated from the University of Minnesota Medical School and spent his residency at the University of Colorado. He went to the United States Military Academy for the West Point Sports Medicine Fellowship, where he was an Orthopedic Surgeon and Team Physician for the men's hockey, football, basketball and baseball teams.

Among other affiliations, Nelson is a member of the American Orthopedic Society for Sports Medicine and has written multiple research articles and book chapters.

Dr. Nelson and his wife, Terri, have four children, Hannah, Matt, Emma and Claire, and reside in Edina. He enjoys spending time with his family, playing hockey and golf and coaching youth hockey in his free time.



2013-2014 MINNESOTA WILD

WILD STAFF



WILD STAFF

WILD STAFF



Melissa Alicea
Box Office Manager,
Finance



Caitlin Anderson
Client Service
Representative



Anette Andruss
Marketing Manager



Aaron Bailie
Senior Account Executive,
New Business Development



Jonathan Ball
Senior Accountant



Kelly Erickson
Digital Media Coordinator



Mark Fasching
Suite Sales Manager



Rebecca Finlay
Lead Graphic Designer



Susan Forrest
Payroll Administrator



Zach Foster
Sales Manager,
RiverCentre



Jora Bart
Manager, Public & Media
Relations SPAC



Judy Bartoletti
Box Office Supervisor



Bryan Bellows
Senior Account Executive



Diane Bennis
Manager Guest Relations



Bill Berg
Retail Marketing
Coordinator



Matt Fujinaka
Senior Operations Manager



Kyle Gardner
Store Manager, Xcel Energy
Center Hockey Lodge



Ryan Geris
Store Manager,
Maplewood Hockey Lodge



Roger Godin
Team Curator



Nellie Gosh
Marketing/Advertising &
Sales Coordinator



Kyle Bloom
Client Service
Representative



Craig Cerrato
Lead Ticket Seller



Gabe Clendenen
Sales Manager,
RiverCentre



Matt Cords
Director, Ticket Sales



Molly Craig
Administrative Assistant,
Saint Paul RiverCentre



Tim Groth
Partnership Activation
Coordinator



Rachael Haave
Event Manager



Deb Hanson
Executive Assistant



Kara Hanson
Senior Accounting
Manager



Robert Hathaway
Mascot Coordinator



Hank Dolan
Manager, Production
Facilities Operations



Mike Doyle
Managing Editor,
Wild.com



Cory Effertz
Senior Account Executive,
New Business Development



Jake Eichenberger
Suite Sales
Account Executive



Scott Eichstadt
Assistant Operations
Managers



Maggie Hobbs
Risk and Treasury Manager



Reide Housley
Foundation Development
Specialist



Susan Hubbard
Director, Sales, Booking &
Office Administration



Jerry Hudson
Store Manager,
Burnsville Hockey Lodge



Bill Huepenbecker
Senior Director, Planning
and Public Affairs



WILD STAFF

WILD STAFF



Jeff Hunsaker
Account Executive



Stephanie Huseby
Executive Assistant



Emily Iversen
Inside Sales Manager



Nate Jacobson
Security Manager



Alena Jasinski
New Business Development
Account Executive



Danielle Labine
Inside Sales



Sarah Lang
Premium Seating
Account Executive



Travis Larson
Coordinator, Ice Operations/
Event Manager



Brandon Latack
Account Executive



Monica Laurent
Director, Human Resources and
Organizational Development



Jon Johansen
Box Office Supervisors



Bridget Johnson
Marketing Manager



Corey Johnson
New Business Development
Account Executive



Keri Johnson
Senior Manager, Guest Service
& Premium Operations



Rachael Johnson
Director, Guest Service &
Suite Operations



Pat Lealos
Event Manager



Rachel Link
Human Resources
Generalist



Erika Lone
Corporate Fulfillment
Coordinator



Paul Loomis
Manager,
Game Presentation



Adam Lucht
IT Generalist



Austin Juds
Inside Sales



Bjorn Kadlec
Database Marketing
Analyst



Natalie Kaess
Manager Fan Relations



Tim Kirschbaum
Fan Relations Intern



Jeff Klein
Senior Operations Manager



Stephanie Lundquist
Staff Accountant



Sadie Lundquist
Inside Sales



Lynn Maczko
Receptionist,
317 on Rice Park



Chris Malek
Group Sales



Tera Matos
Coordinator, Suite Service
& Premium Operations



Jon Koehler
Event Manager



Holly Koski
Partnership Activation
Specialist



Ryan Kronebusch
Premium Seating
Account Executive



Luke Krueger
Assistant Operations
Managers



Maggie Kukar
Manager, Broadcasting
and Production



Kelly McGrath
Director, Sales & Marketing,
Xcel Energy Center



Erica McKenzie
Fan Relations
Account Executive



Maddie McManus
Fan Relations
Account Executive



Kristina Meier
Director, Box Office
Operations



Jennifer Meyers
Senior Buyer



WILD STAFF

WILD STAFF



Trent Michaels
Inside Sales



Brett Miller
Ticket Operations &
Business Analyst



Matt Minnichsoffer
Manager, Web and
Creative Services



Christine Moore
Receptionist,
317 on Rice Park



Kathy O'Connor
Event Manager / Senior Manager
of Public Affairs Projects



Christie Schulte
Associate General Counsel



Will Schultz
Group Sales



Kate Setley
Director, Event Management &
RiverCentre Marketing



Trevor Shannon
Controller



Ed Souter
Senior Manager,
Partnership Activation



Valerie Odegaard
Accounting Clerk



Bree Oslin
Manager, Suite Service
and Premium Operations



Tracy Peters
Manager, Guest Service
Administration



Wayne Petersen
Director, Marketing
Partnerships



Dustin Peterson
Coordinator,
Production Services



Jason Stern
Group Sales Manager



Mark Stoffel
Senior Director,
Operations



Allison Thompson
Graphic Production Artist



Maria Troje
Senior Director,
Fan Relations



Micki Tschida
Senior Box Office Manager,
Operations



Elizabeth Peterson
Administrative Assistant,
Xcel Energy Center



Reina Porritt
Coordinator, Public &
Media Relations SPAC



Brenda Reeves
Staff Accountant



Karen Reisinger
Coordinator, Group Sales



Sharon Roberts
Administrator Special
Projects



Brandon Tucker
Event Manager



Chris Turns
Director,
Ticket Operations



Jim Vanek
Coordinator,
Events and Promotions



Katie Vannelli
Interactive Designer,
Email Marketing Specialist



Mike Vevea
Senior IT Manager



Steve Ruane
Security



Scott Sarkis
Senior Manager,
Retail Operations



Matt Sayre
New Business Development
Account Executive



Rachel Schuldt
Executive Director,
Minnesota Wild Foundation



Ryan Schuldt
Guest Services Attendant,
317 on Rice Park



Tawnya Vidnovic
Administrative Assistant,
Customer Sales & Service



Kayt Watts
Inside Sales



Wes Walz
Studio Analyst



Lindsay Weier
Group Sales



Sandra Willson
Accounts Payable
Administrator



WILD STAFF



Claire Winderl
Marketing Intern




Tim Wolfgram
Senior Facility Manager



Greg Ytterbo
Accounting Clerk



Samantha Zastrow
Event Manager



2013-2014 MINNESOTA WILD

THE PLAYERS



NIKLAS BACKSTROM

32

GOALTENDER

Catches: Left
Ht: 6-2 • Wt: 197
Born: 2/13/78
Helsinki, Finland

VS. NHL

TEAM	GP	W-L-OT	GAA	SHO	SV%
ANA	15	8-7-0	2.44	1	0.915
BOS	5	4-0-1	0.98	2	0.969
BUF	1	0-0-1	3.93	0	0.833
CGY	36	16-11-5	1.92	5	0.930
CAR	6	3-1-2	2.76	0	0.910
CHI	15	5-8-1	2.65	1	0.919
COL	32	24-5-3	2.22	4	0.926
CBJ	19	11-5-2	2.11	1	0.925
DAL	17	5-7-5	2.82	0	0.895
DET	11	2-4-3	3.11	0	0.915
EDM	32	25-4-1	1.91	4	0.928
FLA	6	5-0-1	1.95	0	0.941
LA	19	8-6-3	2.45	2	0.913
MIN	—	—	—	—	—
MTL	4	1-1-0	3.10	0	0.905
NSH	15	9-5-1	2.56	0	0.912
NJ	4	1-2-1	4.11	0	0.84
NYI	7	4-2-1	2.17	0	0.921
NYR	3	1-2-0	3.05	0	0.888
OTT	3	0-1-1	3.64	0	0.885
PHI	4	1-3-0	3.72	0	0.865
PHX	22	13-9-0	2.20	3	0.929
PIT	4	3-1-0	2.21	0	0.927
SJS	21	6-12-3	3.06	2	0.906
STL	15	6-8-1	2.86	1	0.885
TB	7	5-1-1	1.68	1	0.945
TOR	4	2-2-0	2.50	0	0.915
VAN	33	13-13-6	2.63	1	0.908
WPG	6	1-3-2	2.67	0	0.896
WSH	3	2-1-0	2.77	0	0.895

BACKSTROM'S NHL CAREER HIGHLIGHTS

Saves, Game: 48 – vs. BOS, 2/19/12	Losing Streak: 3g – 11 times
Shots Faced, Game: 51 – vs. DET, 12/22/07	Undefeated Streak: 11g – two times
Goals Allowed, Game: 7 – at COL, 11/27/10	Winless Streak: 7g – 3/31-10/8/10
Consecutive Starts: 20g – 3/3-4/10/09	Shutouts: 28 – last, vs. SJ 3/23/13
Winning Streak: 8g – 3/13-3/31/13	Career Shootout Record: 21-32 (99/176, .563 SV%)

2012-13 HIGHLIGHTS

- Tied for the NHL lead with 24 wins.
- Started 27 of the last 28 games of the regular season for Minnesota, including 15 straight to end the year.
- Posted career-best and franchise-record eight-game win streak (3/14-3/31, 2.46 GAA, .922 SV%).
- Named NHL's Second Star of the Week (3/25) and Third Star of the Week (3/4).
- Made 29 saves in Minnesota's playoff-clinching 3-1 victory at COL (4/27).
- Went 4-2 in shootouts, stopping 7-of-15 shots faced.
- Did not appear in the playoffs after suffering a lower-body injury during warm-ups of Game 1 of the Western Conference Quarterfinal vs. CHI.

CAREER

- Wild franchise leader in wins (184), shutouts (28), home shutouts (18), shutout streak (157:44), games played (369), starts (358) and minutes played (21,149) and ranks second all-time in GAA (2.43) and SV% (.917)
- Since entering the NHL in 2006, and amongst active goalies with 125 or more games played, ranks tied for eighth in SV%, tied for eighth in shutouts, 11th in GAA, ninth in games played and 10th in wins.
- Finalist for the 2009 Vezina Trophy after ranking second in the NHL in saves, third in GAA, shutouts and games played, fourth in SV% and fifth in wins.
- Ranked first in the NHL with a 1.97 GAA and a .929 SV% in 41 games, teaming with Manny Fernandez to win 2006-07 William Jennings Trophy as the Wild allowed a league-low 191 goals.
- Represented Finland at 2010 Olympics (bronze), 2006 Olympics (silver), 2006 World Championship (bronze), 2008 and 2005 World Championships.
- Set franchise records for single-season wins (37), games played (71), shutouts (eight), saves (1,900) and minutes played (4,088) in 2008-09.
- Named Finnish Elite League Goaltender of the Year and Playoff MVP in 2003-04, and ranked first in the league with a career-low 1.68 GAA in 2005-06.
- 2009 NHL All Star, stopping 17-of-21 shots faced in the second period.
- Made career-high 48 saves in 2-0 win vs. BOS, setting franchise record for saves in a shutout (2/19/12).
- Started team-record 20 straight games 3/3-4/10/09 (9-6-4, 2.58 GAA, .918 SV%, two shutouts).
- Recorded franchise-record shutout streak (157:44) 1/25-2/5/11.
- Played 18 games (15-0-2) between regulation losses 3/8-10/21/07.
- Became first goalie in the modern NHL era (since 1943) to post two career wins in zero career starts in 2006-07.
- Led Karpat Oulu to back-to-back Finnish Elite League Championships in 2003-04 and 2004-05.

CAREER TRANSACTIONS

- Signed by Minnesota as a free agent, June 1, 2006.
- Signed through 2015-16. Becomes an unrestricted free agent 2016-17.

BACKSTROM'S AMATEUR/INTERNATIONAL CAREER

SEASON	TEAM	LEAGUE	GP	REGULAR SEASON					SO	PLAYOFFS				
				W	L	OT	GAA	SV		GP	W	L	GAA	SV
1995-96	HIFK Helsinki	Fin-U18	12	—	—	—	3.77	—	—	—	—	—	—	—
1996-97	HIFK Helsinki Jr.	Fin-Jr.	21	—	—	—	2.75	—	—	—	—	—	—	—
	PiTa Helsinki	Fin-2	8	—	—	—	3.69	—	—	—	—	—	—	—
	HIFK Helsinki	Finland	2	0	0	0	5.85	0	—	—	—	—	—	—
1997-98	HIFK Helsinki Jr.	Fin-Jr.	14	7	7	0	2.98	—	—	—	—	—	—	—
	Hermes Kokkola	Fin-2	9	4	3	1	2.95	1	—	—	—	—	—	—
1998-99	HIFK Helsinki	Finland	16	9	5	1	1.69	1	—	—	—	—	—	—
	HIFK Helsinki Jr.	Fin-Jr.	15	7	7	1	3.01	1	—	—	—	—	—	—
1999-00	HIFK Helsinki	Finland	4	0	4	0	6.58	0	—	—	—	—	—	—
	FPS Forssa	Fin-2	22	13	8	1	2.27	1	—	—	—	—	—	—
2000-01	SaiPa	Finland	49	22	24	3	2.55	2	—	—	—	—	—	—
2001-02	AIK Solna	Sweden	40	—	—	—	3.05	1	—	—	—	—	—	—
	AIK Solna	Swe-Q	9	—	—	—	2.21	0	—	—	—	—	—	—
2002-03	Karpat Oulu	Finland	36	16	8	9	2.16	4	15	7	8	2.00	1	—
2003-04	Karpat Oulu	Finland	43	24	8	0	2.03	7	15	9	6	2.33	1	—
2004-05	Karpat Oulu	Finland	47	27	10	10	2.17	7	12	10	2	1.25	3	—
2005-06	Karpat Oulu	Finland	51	32	9	10	1.68	10	4	3	1	1.84	0	—
2007-08	Finland	Worlds	8	6	2	—	2.11	1	—	—	—	—	—	—
2009-10	Finland	Olympics	2	1	0	0	1.09	1	—	—	—	—	—	—

BACKSTROM'S PROFESSIONAL CAREER

SEASON	TEAM	LEAGUE	GP	W	L	OT	GA	GAA	SV	SV%	SO	MIN
2006-07	MINNESOTA	NHL	41	23	8	6	73	1.97	955	.929	5	2,226
2007-08	MINNESOTA	NHL	58	33	13	8	131	2.31	1,498	.920	4	3,408
2008-09	MINNESOTA	NHL	71	37	24	8	159	2.33	1,950	.923	8	4,088
2009-10	MINNESOTA	NHL	60	26	23	8	158	2.72	1,474	.903	2	3,489
2010-11	MINNESOTA	NHL	51	22	23	5	132	2.66	1,434	.916	3	2,978
2011-12	MINNESOTA	NHL	46	19	18	7	105	2.43	1,194	.919	4	2,590
2012-13	MINNESOTA	NHL	42	24	15	3	98	2.48	974	.909	2	2,368
WILD/NHL TOTALS			369	184	124	45	856	2.43	9,429	.917	28	21,149

BACKSTROM'S PROFESSIONAL POSTSEASON CAREER

SEASON	TEAM	LEAGUE	GP	W	L	GA	GAA	SV	SV%	SO	MIN
2006-07	MINNESOTA	NHL	5	1	4	11	2.22	134	.924	0	296
2007-08	MINNESOTA	NHL	6	2	4	17	2.83	153	.900	0	361
2012-13	MINNESOTA	NHL	DID NOT PLAY - INJURED								
WILD/NHL TOTALS			11	3	8	28	2.55	287	.911	0	658





KEITH BALLARD

2

DEFENSEMAN

Shoots: Left

Ht: 5-11 • Wt: 199

Born: 11/26/82

Baudette, MN, USA

VS. NHL

TEAM	GP	G	A	PTS	+/-	PIM
ANA	34	2	9	11	3	48
BOS	12	1	1	2	-3	13
BUF	10	1	5	6	3	9
CGY	23	0	3	3	1	19
CAR	15	1	3	4	-3	16
CHI	22	0	2	2	-4	19
COL	25	0	7	7	-1	22
CBJ	22	1	3	4	-1	21
DAL	32	2	6	8	-11	17
DET	21	0	1	1	-9	37
EDM	25	1	5	6	2	22
FLA	4	1	4	5	-1	6
LA	33	5	4	9	5	53
MIN	24	1	10	11	-1	21
MTL	12	2	1	3	-6	7
NSH	23	2	2	4	-1	11
NJ	11	0	3	3	1	2
NYI	12	1	3	4	6	8
NYR	11	1	2	3	5	2
OTT	12	1	2	3	-2	2
PHI	11	0	7	7	-1	6
PHX	9	0	0	0	0	2
PIT	12	3	3	6	3	21
SJS	36	3	16	19	5	36
STL	22	1	4	5	4	47
TB	16	2	9	11	5	28
TOR	12	0	4	4	5	10
VAN	13	2	2	4	0	19
WPG	15	0	4	4	-1	15
WSH	16	2	4	6	-6	10

BALLARD'S NHL CAREER HIGHLIGHTS

Goals, Game: 2 – vs. LA, 12/29/05	Shots, Game: 5 – three times
Assists, Game: 2 – at STL, 2/5/13	Goal Streak: 2g – 4/1/10-4/3/10
Points, Game: 2 – vs. FLA, 1/19/06	Assist Streak: 4g – 1/14/06-1/21/06
PIM, Game: 4 – vs. FLA, 1/19/06	Point Streak: 5g – 3/25/06-4/3/06
+/-, Game: 4 – vs. LA, 11/30/06	Career Hat Tricks: 0
TOI, Game: 30:27 – vs. NYR, 11/25/09	Career Shootout: 0-2

2012-13 HIGHLIGHTS

- Collected two assists and 29 PIM in 36 games with Vancouver.
- Blocked 34 shots and recorded 45 hits.
- Had a season-high four shots at COL (3/24).
- Recorded his first point of the season with an assist vs. MIN (2/12).
- Missed seven games due to injury.

CAREER

- Recorded 165 points (36-129=165) and 549 penalty minutes (PIM) in 545 career NHL games during eight seasons with Phoenix, Florida and Vancouver.
- Appeared in all 82 games for third consecutive season and fourth time in career in 2009-10. Tied career high with eight goals. Led Panthers and ranked third in NHL with career-high 201 blocked shots. Second on team with 156 hits. Set career best in TOI/game at 22:24.
- Finished career at University of Minnesota seventh on the school's all-time list for goals by a defenseman (33) and 11th in points by a defenseman (100), winning back-to-back national championships in 2002 and 2003.
- Finalist for 2004 Hobey Baker Memorial Award. Named to NCAA West First All-American Team and WCHA First All-Star Team. Recipient of John Mariucci MVP Award.
- Appeared in six international tournaments with the United States (2000 Under-18 World Championship, 2002 World Junior Championship, 2004 (bronze medal), 2007, 2008 and 2009 World Championship).
- Appeared in 500th career NHL game at FLA (1/9/12).
- Set career highs with 172 hits (second on team) and 106 shots with Florida in 2008-09. His 28 assists and 34 points were highest totals since rookie season.
- Ranked 10th in the NHL in blocked shots (162) and 10th among NHL defensemen in hits (169) in 2007-08.
- Led Vancouver with 111 blocked shots in 2010-11 and ranked third among team defensemen with 99 hits.
- Won Coyotes team award for Hardest Working Player for second straight year in 2006-07 and ranked 10th in the NHL in average shifts/game at 30.6.
- Skated in all 82 games during rookie campaign and set career-highs in goals, assists, points and PIM in 2005-06. Among NHL rookies, second in blocked shots (137), seventh in assists (31) and eighth in hits (120). Led Coyotes in shorthanded goals (three). Co-winner of Coyotes Man of the Year.
- Scored shorthanded goal to tie Brian Leetch for NHL record for most shorthanded goals by rookie defenseman vs. LA (4/13/06). Set new Coyotes/Jets record for assists in a game by a rookie with four vs. FLA (1/19/06). Tallied career-best two goals including first career game-winning goal vs. LA (12/29/05). Tallied goal in first NHL game at VAN (10/5/05).
- Ranked fourth in the nation in goals and assists among defensemen in 2002-03. Named to NCAA West Regional All-Tournament Team, WCHA First All-Star Team and WCHA Final Five All-Tournament Team.
- Named to WCHA All-Rookie Team in 2001-02.
- Played for PlanetUSA at the 2005 AHL All-Star Game.
- Helped Omaha Lancers capture USHL championship in 2000-01, ranking second amongst league defensemen in scoring. Named to USHL First All-Star Team.
- Top scoring defensemen on USA Hockey's National Team Development Program Under-18 squad in 1999-2000.

CAREER TRANSACTIONS

- Signed as a free agent by Minnesota on July 5, 2013; Acquired by Vancouver from Florida with Victor Oreskovich in exchange for Steve Bernier, Michael Grabner and Vancouver's 2010 first round draft pick (Quinton Howden), June 25, 2010; Acquired by Florida from Phoenix with Nick Boynton and Ottawa's 2008 second round draft pick (previously acquired, later traded back to Phoenix - Phoenix selected Jared Staal) in exchange for Olli Jokinen, June 20, 2008; Acquired by Phoenix from Colorado with Derek Morris in exchange for Ossi Vaananen, Chris Gratton and Phoenix's 2005 second round draft pick (Paul Stastny), March 9, 2004; Acquired by Colorado from Buffalo in exchange for Steve Reinprecht, July 3, 2003; Selected by Buffalo in the first round (11th overall) of the 2002 NHL Entry Draft.
- Signed through 2014-15. Becomes an unrestricted free agent 2015-16.

BALLARD'S AMATEUR/INTERNATIONAL CAREER

SEASON	TEAM	LEAGUE	REGULAR SEASON					PLAYOFFS				
			GP	G	A	PTS	PIM	GP	G	A	PTS	PIM
1999-00	USNTDP	USHL	58	12	21	33	119	—	—	—	—	—
	United States	U-18	6	1	1	2	4	—	—	—	—	—
2000-01	Omaha	USHL	56	22	29	51	168	10	1	6	7	8
2001-02	U. Minnesota	WCHA	41	10	13	23	42	—	—	—	—	—
	United States	WJC	7	1	1	2	4	—	—	—	—	—
2002-03	U. Minnesota	WCHA	41	12	29	41	78	—	—	—	—	—
2003-04	U. Minnesota	WCHA	37	11	25	36	83	—	—	—	—	—
	United States	Worlds	8	1	0	1	2	—	—	—	—	—
2004-05	Utah	AHL	60	2	18	20	88	—	—	—	—	—
2006-07	United States	Worlds	7	0	3	3	16	—	—	—	—	—
2007-08	United States	Worlds	5	0	2	2	16	—	—	—	—	—
2008-09	United States	Worlds	9	1	2	3	2	—	—	—	—	—

BALLARD'S PROFESSIONAL CAREER

SEASON	TEAM	LEAGUE	GP	G	A	PTS	+/-	PIM	PP	SH	GW	S	S%	BS	H	TOI
2005-06	PHOENIX	NHL	82	8	31	39	-18	99	1	3	1	102	7.8	137	120	19:59
2006-07	PHOENIX	NHL	69	5	22	27	-7	59	2	0	0	79	6.3	135	130	22:00
2007-08	PHOENIX	NHL	82	6	15	21	7	85	2	1	1	105	5.7	162	169	21:16
2008-09	FLORIDA	NHL	82	6	28	34	14	72	1	0	1	106	5.7	136	172	22:23
2009-10	FLORIDA	NHL	82	8	20	28	-7	88	1	0	1	90	8.9	201	156	22:24
2010-11	VANCOUVER	NHL	65	2	5	7	10	53	0	0	0	53	3.8	111	99	15:54
2011-12	VANCOUVER	NHL	47	1	6	7	0	64	0	0	0	41	2.4	63	61	15:33
2012-13	VANCOUVER	NHL	36	0	2	2	-2	29	0	0	0	35	0.0	34	45	15:28
NHL TOTALS			545	36	129	165	-3	549	7	4	4	611	5.9	979	952	19:59

BALLARD'S PROFESSIONAL POSTSEASON CAREER

SEASON	TEAM	LEAGUE	GP	G	A	PTS	+/-	PIM	PP	SH	GW	S	S%	BS	H	TOI
2010-11	VANCOUVER	NHL	10	0	0	0	-4	6	0	0	0	12	0.0	15	14	14:14
2011-12	VANCOUVER	NHL	4	0	1	1	-1	2	0	0	0	2	0.0	2	6	14:40
NHL TOTALS			14	0	1	1	-5	8	0	0	0	14	0.0	17	20	14:22





JONATHON
BLUM

7

DEFENSEMAN

Shoots: Right
Ht: 6-1 • Wt: 188
Born: 1/30/89
Long Beach, CA, USA

VS. NHL

TEAM	GP	G	A	PTS	+/-	PIM
ANA	5	0	2	2	2	0
BOS	1	0	1	1	-1	0
BUF	2	0	1	1	0	0
CGY	5	0	1	1	3	2
CAR	-	-	-	-	-	-
CHI	7	0	0	0	-5	0
COL	5	1	1	2	0	2
CBJ	10	1	1	2	3	0
DAL	5	0	0	0	-1	0
DET	8	2	0	2	-7	0
EDM	7	1	0	1	-1	6
FLA	-	-	-	-	-	-
LA	4	1	0	1	-2	0
MIN	4	0	1	1	2	0
MTL	1	0	0	0	0	0
NSH	-	-	-	-	-	-
NJ	1	0	0	0	1	0
NYI	-	-	-	-	-	-
NYR	-	-	-	-	-	-
OTT	-	-	-	-	-	-
PHI	-	-	-	-	-	-
PHX	5	1	1	2	-2	0
PIT	-	-	-	-	-	-
SJS	6	0	0	0	-3	4
STL	5	0	2	2	2	2
TB	1	0	1	1	1	0
TOR	1	0	0	0	0	0
VAN	5	0	2	2	0	4
WPG	1	0	1	1	2	0
WSH	2	0	0	0	-1	0

BLUM'S NHL CAREER HIGHLIGHTS

Goals, Game: 1 – seven times
Assists, Game: 2 – at STL, 2/5/13
Points, Game: 2 – two times
PIM, Game: 4 – two times
+/-, Game: 2 – six times
TOI, Game: 23:06 – vs. NJ, 10/15/11

Goal Streak: None
Assist Streak: 2g – 2/16/13-2/18/13
Point Streak: 3g – 3/15/11-3/19/11
Career Hat Tricks: 0
Career Shootout: 0-0

2012-13 HIGHLIGHTS

- Set career highs in games played, assists, shots and hits with Nashville.
- Notched first career multi-point game with two assists at STL (2/5)...Also tallied two points (1-1=2) at COL (2/18).
- Played in 34 games with Milwaukee (AHL) from October to January and posted 12 points (1-11=12).

CAREER HIGHLIGHTS

- Collected 22 points (7-15=22) in 91 career NHL games during three seasons with Nashville.
- Tallied 113 points (23-90=113) and 104 PIM in 236 AHL matches with Milwaukee.
- Finished junior career as the Vancouver Giants' (WHL) all-time leader in defensive scoring and ranked third overall on the franchise's scoring list with 204 points (49-155=204) in 248 regular season games (2005-09)...During his tenure, the Giants claimed four division titles, two conference titles, a WHL Championship and a Memorial Cup Championship (2007).
- Captained Vancouver in 2008-09 and ranked third amongst WHL blueliners in points and assists and tied for fourth in goals despite missing 19 regular-season games...Named to the Canadian Major Junior First All-Star Team and the WHL West First All-Star in 2009, being named the Canadian Hockey League Defenseman of the Year and winning the 2009 Bill Hunter Memorial Trophy as the WHL's Defenseman of the Year.
- Began 2011-12 season with Nashville and played in 33 of Predators first 39 games before being assigned to Milwaukee (1/6/12).
- Captained Team USA at the 2009 World Junior Championship...Also played for United States at the 2008 World Junior Championship...Played for the United States Under-18 Team at the 2006 Junior World Cup, capturing a silver medal.
- Ranked fifth on the Admirals in assists despite playing in only 48 of the team's 76 games in 2011-12.
- Made NHL debut in the venue where he was drafted at CBJ (2/22/11) and spent remainder of season with Nashville.
- Tied for eighth among NHL rookie defensemen with plus-8 rating in 2010-11.
- Scored first career game-winning goal (PPG) vs. DET (3/19/11)...Tallied first-career NHL goal vs. CBJ (2/27/11).
- Recorded his first playoff point with an assist in his first playoff game – Game 1 of the Western Conference Quarterfinal vs. ANA (4/13/11).
- Finished third amongst AHL rookie defensemen in points and goals and tied for second in power-play points (6-14=20) in 2009-10, ranking second on the Admirals with a plus-17 rating...Named to The Hockey News' AHL Western Conference All-Rookie Team.
- Ranked second amongst WHL defensemen in points and assists and third in goals with Vancouver in 2007-08...Named to the 2008 WHL Western Conference Second-Team All-Star.
- Led WHL with a plus-37 rating and ranked tied for sixth in scoring among defensemen in 2006-07.

CAREER TRANSACTIONS

- Signed as a free agent by Minnesota on July 12, 2013; Selected by Nashville in the first round (23rd overall) of the 2007 Entry Draft.
- Signed through 2015-16. Becomes an unrestricted free agent 2016-17.

BLUM'S AMATEUR/INTERNATIONAL CAREER

SEASON	TEAM	LEAGUE	REGULAR SEASON					PLAYOFFS				
			GP	G	A	PTS	PIM	GP	G	A	PTS	PIM
2005-06	Vancouver	WHL	61	7	17	24	25	18	1	7	8	16
2006-07	Vancouver	WHL	72	8	43	51	48	22	3	6	9	8
2007-08	Vancouver	WHL	64	18	45	63	44	10	3	4	7	10
	United States	WJC	6	0	1	1	0	-	-	-	-	-
2008-09	Vancouver	WHL	51	16	50	66	30	17	7	11	18	6
	United States	WJC	6	2	2	4	0	-	-	-	-	-

BLUM'S PROFESSIONAL CAREER

SEASON	TEAM	LEAGUE	GP	G	A	PTS	+/-	PIM	PP	SH	GW	S	S%	BS	H	TOI
2009-10	Milwaukee	AHL	80	11	30	41	17	32	6	0	1	141	7.8	-	-	-
2010-11	Milwaukee	AHL	54	7	27	34	7	20	5	0	2	82	8.5	-	-	-
	NASHVILLE	NHL	23	3	5	8	8	1	0	1	18	16.7	36	20	17:45	-
2011-12	Milwaukee	AHL	48	4	22	26	-11	36	2	1	0	97	4.1	-	-	-
	NASHVILLE	NHL	33	3	4	7	-14	6	0	0	1	25	12.0	71	17	17:56
2012-13	Milwaukee	AHL	34	1	11	12	-3	16	1	0	0	42	2.4	-	-	-
	NASHVILLE	NHL	35	1	6	7	-1	6	0	0	0	26	3.8	44	32	14:18
NHL TOTALS			91	7	15	22	-7	20	1	0	2	69	10.1	151	69	16:30

BLUM'S PROFESSIONAL POSTSEASON CAREER

SEASON	TEAM	LEAGUE	GP	G	A	PTS	+/-	PIM	PP	SH	GW	S	S%	BS	H	TOI
2008-09	Milwaukee	AHL	5	0	0	0	0	0	-	-	-	-	-	-	-	-
2009-10	Milwaukee	AHL	7	1	7	8	3	0	0	0	0	11	9.1	-	-	-
2010-11	NASHVILLE	NHL	12	0	2	2	2	0	0	0	0	11	0.0	24	14	18:51
2011-12	Milwaukee	AHL	3	0	1	1	-4	4	0	0	0	6	0.0	-	-	-
NHL TOTALS			12	0	2	2	2	0	0	0	0	11	0.0	24	14	18:51



7

JONATHON
BLUM



JONAS BRODIN
(JOE-nuhs BROH-deen)

25 DEFENSEMAN

Shoots: Left
Ht: 6-1 • Wt: 194
Born: 7/12/93
Karlstad, Sweden

VS. NHL

TEAM	GP	G	A	PTS	+/-	PIM
ANA	3	0	0	0	-2	0
BOS	-	-	-	-	-	-
BUF	-	-	-	-	-	-
CGY	5	0	1	1	4	4
CAR	-	-	-	-	-	-
CHI	3	0	0	0	-2	2
COL	4	1	0	1	4	0
CBJ	3	0	1	1	0	0
DAL	2	0	1	1	2	2
DET	3	0	1	1	1	2
EDM	4	0	0	0	-4	0
FLA	-	-	-	-	-	-
LA	3	0	1	1	2	21
MIN	-	-	-	-	-	-
MTL	-	-	-	-	-	-
NSH	2	0	0	0	-1	0
NJ	-	-	-	-	-	-
NYI	-	-	-	-	-	-
NYR	-	-	-	-	-	-
OTT	-	-	-	-	-	-
PHI	-	-	-	-	-	-
PHX	3	0	1	1	2	0
PIT	-	-	-	-	-	-
SJS	3	0	1	1	-3	0
STL	3	0	1	1	0	0
TB	-	-	-	-	-	-
TOR	-	-	-	-	-	-
VAN	4	1	1	2	0	0
WPG	-	-	-	-	-	-
WSH	-	-	-	-	-	-

BRODIN'S NHL CAREER HIGHLIGHTS

Goals, Game: 1 – two times	Shots, Game: 3 – five times
Assists, Game: 1 – nine times	Goal Streak: None
Points, Game: 1 – 11 times	Assist Streak: 2g – two times
PIM, Game: 4 – vs. CGY, 2/26/13	Point Streak: 2g – two times
+/-, Game: 2 – four times	Career Hat Tricks: 0
TOI, Game: 29:22 – vs. LA, 4/23/13	Career Shootout: 0-0

2012-13 HIGHLIGHTS

- As the youngest defenseman in the NHL, led all rookies in TOI/game (23:12), 1:38 more than any other rookie in 2012-13 and second-highest rookie total in Wild franchise history.
- One of six players and two defensemen named to the 2012-2013 NHL All-Rookie Team.
- Finished fourth in Calder Memorial Trophy voting, first amongst rookie defensemen.
- Ranked fourth amongst NHL rookies in blocked shots (60) and led all rookie blueliners in takeaways (18).
- Skated more than 25:00 TOI in nine games, with TOI/game total ranked 37th amongst all NHL players.
- Ranked second on the Wild in TOI/game (26:23) in five playoff games, including 34:20 TOI in Game 1 of the Western Conference Quarterfinal at CHI (4/30).
- Scored first NHL goal and recorded plus-2 rating at vs. COL (3/14).
- Tallied assist and 19:05 TOI in NHL debut at DET (1/25).
- Skated regular-season high 29:22 TOI and netted assist vs. LA (4/23).
- Totaled four points (2-2=4) in nine games with Houston (AHL) before suffering a broken clavicle (11/2).

CAREER

- Netted four assists in 42 games in 2010-11, before scoring two goals in 14 playoff games to help Farjestads BK Karlstad claim the Swedish playoff championship.
- Notched four assists as Sweden won gold at the 2012 World Junior Championship.
- Scored one goal in seven games for Sweden at the 2012 World Championship.
- Helped Sweden earn the silver medal at the 2011 Under-18 World Championship.
- Totaled eight assists and a plus-6 rating in 49 games with Farjestads BK Karlstad in 2011-12.
- Played with four different teams in 2009-10, including Farjestads BK Karlstad in Sweden's Elite League and Under-18 League, and Skare BK in Sweden's Junior League and third-tier league.

CAREER TRANSACTIONS

- Selected by Minnesota in the first round (10th overall) of the 2011 NHL Entry Draft.
- Signed through 2014-15. Becomes a restricted free agent 2015-16.

BRODIN'S AMATEUR/INTERNATIONAL CAREER

SEASON	TEAM	LEAGUE	REGULAR SEASON						PLAYOFFS					
			GP	G	A	PTS	PIM		GP	G	A	PTS	PIM	
2009-10	Farjestads BK Karlstad	SEL	3	0	0	0	2		-	-	-	-	-	
2010-11	Farjestads BK Karlstad	SEL	42	0	4	4	12		2	2	0	2	2	
2011-12	Farjestads BK Karlstad	Sweden	49	0	8	8	14		11	2	0	2	6	
	Sweden	WJC	6	0	4	4	14		-	-	-	-	-	
	Sweden	Worlds	7	1	0	1	0		-	-	-	-	-	

BRODIN'S PROFESSIONAL CAREER

SEASON	TEAM	LEAGUE	GP	G	A	PTS	+/-	PIM	PP	SH	GW	S	S%	BS	H	TOI
2012-13	MINNESOTA	NHL	45	2	9	11	3	10	1	0	0	51	3.9	60	17	23:12
	Houston	AHL	9	2	2	4	2	4	0	0	0	13	15.4	-	-	-
NHL/WILD TOTALS			45	2	9	11	3	10	1	0	0	51	3.9	60	17	23:12

BRODIN'S PROFESSIONAL POSTSEASON CAREER

SEASON	TEAM	LEAGUE	GP	G	A	PTS	+/-	PIM	PP	SH	GW	S	S%	BS	H	TOI
2012-13	MINNESOTA	NHL	5	0	0	0	-3	0	0	0	0	3	0.0	13	7	26:23
NHL/WILD TOTALS			5	0	0	0	-3	0	0	0	0	3	0.0	13	7	26:23





KYLE
BRODZIAK
(BROHD-zee-ak)

21

CENTER

Shoots: Right
Ht: 6-2 • Wt: 208
Born: 5/25/84
St. Paul, AB, CAN

VS. NHL

TEAM	GP	G	A	PTS	+/-	PIM
ANA	23	6	4	10	1	10
BOS	4	0	1	1	0	4
BUF	4	0	1	1	-3	0
CGY	38	4	15	19	9	12
CAR	7	2	3	5	1	0
CHI	23	4	6	10	-2	4
COL	37	7	13	20	3	33
CBJ	23	2	1	3	-10	4
DAL	24	5	7	12	-5	6
DET	24	1	2	3	-10	10
EDM	22	6	5	11	7	22
FLA	6	2	0	2	2	4
LA	22	0	1	1	-6	21
MIN	16	3	3	6	1	2
MTL	5	1	2	3	0	0
NSH	24	2	2	4	-10	4
NJ	5	2	0	2	0	2
NYI	6	1	0	1	-1	0
NYR	6	3	2	5	2	0
OTT	5	2	0	2	-1	0
PHI	6	1	2	3	4	2
PHX	24	7	7	14	-3	6
PIT	6	2	4	6	4	0
SJS	24	7	3	10	-3	22
STL	26	2	4	6	-17	12
TB	7	0	2	2	-1	0
TOR	5	2	1	3	0	4
VAN	34	7	9	16	-7	36
WPG	6	0	0	0	-3	2
WSH	5	0	3	3	2	2

BRODZIAK'S NHL CAREER HIGHLIGHTS

Goals, Game: 2 – 10 times	Shots, Game: 8 – vs. NSH, 1/31/12
Assists, Game: 3 – at CGY, 1/19/11	Goal Streak: 3g – 2/12-2/16/08
Points, Game: 3 – four times	Assist Streak: 4g – two times
PIM, Game: 17 – at COL, 3/6/12	Point Streak: 6g – 1/19-2/4/12
+/-, Game: 4 – at WSH, 1/13/09	Career Hat Tricks: 0
TOI, Game: 24:35 – at MTL, 3/1/12	Career Shootout: 1-3

2012-13 HIGHLIGHTS

- Led Wild forwards in shorthanded TOI/game (1:54).
- T-2nd on the Wild with two assists in five playoff games during his first trip to the NHL postseason.
- Matched career high with two goals at EDM (4/16).
- Tallied 100th career NHL assist vs. COL (1/19).
- Scored Wild's first shorthanded goal in 86 games, the game-winning marker and added an assist at DAL (3/25).

CAREER

- Owens 34 career multi-point efforts.
- Established career highs in goals (22), assists (22), points (44), PIM (66), power-play goals (five), shots (160), hits (81) and TOI/game (19:03) in 2011-12.
- Has played in every game in three of the last four seasons, missing only two games in 2010-11 because of the flu.
- Led Minnesota and ranked 11th amongst all NHL players with 70 takeaways in 2011-12.
- Took a career-high and team-most 1,429 faceoffs in 2011-12, and posted a career-high 51.6 faceoff win percentage in 2008-09.
- Ranked second on the Wild in goals and PIM, T-2nd in scoring and third in assist and hits in 2011-12.
- Posted a career-high, six-game point streak (3-4=7) on 1/19-2/4/12, before totaling two goals and six assists in a four-game span 3/17-3/24/12.
- Totaled 59 points (26-33=59) in 175 games during parts of four seasons with Edmonton.
- Scored a goal vs. CGY for his 100th career point (12/20/10) before tallying a career-high three assists and a plus-3 rating at CGY (1/19/11).
- Set a career high with a plus-4 rating and tallied three game-winning goals with Edmonton in 2008-09.
- Netted first NHL goal and point vs. STL (3/17/07).
- Made his NHL debut at CGY (10/15/05).
- Played parts of three AHL seasons (2004-07) with Edmonton, Iowa and Wilkes-Barre/Scranton, including a career-best 56 points (24-32=56) in 62 games with Wilkes-Barre/Scranton in 2006-07.
- Played four seasons with Moose Jaw (WHL) from 2000-04, including a 93-point season (39-54=93) in 70 games in 2003-04, before adding nine points (5-4=9) in 10 playoff games.

CAREER TRANSACTIONS

- Acquired by Minnesota along with a sixth round pick in the 2009 NHL Entry Draft (Darcy Kuemper) from Edmonton in exchange for a fourth round pick (Kyle Bigos) and fifth round pick (Olivier Roy) in 2009 Entry Draft, June 27, 2009; Selected by Edmonton in the seventh round (214th overall) of the 2003 Entry Draft.
- Signed through 2014-15. Becomes an unrestricted free agent 2015-16.

BRODZIAK'S AMATEUR/INTERNATIONAL CAREER

SEASON	TEAM	LEAGUE	REGULAR SEASON						PLAYOFFS					
			GP	G	A	PTS	PIM		GP	G	A	PTS	PIM	
1999-00	Ft. Saskatchewan	AMHL	36	23	33	56	57		—	—	—	—	—	
	Moose Jaw	WHL	2	0	0	0	0		—	—	—	—	—	
2000-01	Moose Jaw	WHL	57	2	8	10	49		3	0	0	0	0	
2001-02	Moose Jaw	WHL	72	8	12	20	56		12	0	3	3	11	
2002-03	Moose Jaw	WHL	72	32	30	62	84		13	5	3	8	16	
2003-04	Moose Jaw	WHL	70	39	54	93	58		10	5	4	9	10	

BRODZIAK'S PROFESSIONAL CAREER

SEASON	TEAM	LEAGUE	GP	G	A	PTS	+/-	PIM	PP	SH	GW	S	S%	BS	H	TOI	FO%
2004-05	Edmonton	AHL	56	6	26	32	1	49	1	0	0	—	—	—	—	—	—
2005-06	EDMONTON	NHL	10	0	0	0	-4	4	0	0	0	7	0.0	4	2	11:02	52.0
	Iowa	AHL	55	12	19	31	7	41	3	0	2	—	—	—	—	—	—
2006-07	EDMONTON	NHL	6	1	0	1	0	2	0	0	0	11	9.1	6	5	17:08	52.1
	W.B./Scranton	AHL	62	24	32	56	12	44	5	1	6	—	—	—	—	—	—
2007-08	EDMONTON	NHL	81	14	17	31	-6	33	0	1	3	125	11.2	38	40	12:55	51.5
2008-09	EDMONTON	NHL	79	11	16	27	4	21	1	1	3	99	11.1	55	60	12:43	51.6
2009-10	MINNESOTA	NHL	82	9	23	32	-3	22	0	0	3	140	6.4	52	69	15:19	48.4
2010-11	MINNESOTA	NHL	80	16	21	37	-4	56	2	1	1	126	12.7	55	52	15:46	48.9
2011-12	MINNESOTA	NHL	82	22	22	44	-15	66	5	0	0	160	13.8	62	81	19:03	49.5
2012-13	MINNESOTA	NHL	48	8	4	12	-18	20	1	1	1	88	9.0	3	11	20:41	48.5
WILD TOTALS			292	55	70	125	-40	164	8	2	5	514	10.7	187	256	16:50	49.1
NHL TOTALS			467	81	103	184	-46	224	9	4	11	756	10.7	290	363	15:21	49.7

BRODZIAK'S PROFESSIONAL POSTSEASON CAREER

YEAR	TEAM	LEAGUE	GP	G	A	PTS	+/-	PIM	PP	SH	GW	S	S%	BS	H	TOI	FO%
2005-06	Iowa	AHL	7	1	3	4	-1	2	0	0	1	—	—	—	—	—	—
2006-07	W.B./Scranton	AHL	11	1	5	6	-5	14	1	0	0	—	—	—	—	—	—
2012-13	MINNESOTA	NHL	5	0	2	2	0	4	0	0	0	9	0.0	3	11	20:41	48.5
NHL/WILD TOTALS			5	0	2	2	0	4	0	0	0	9	0.0	3	11	20:41	48.5





MATT
COOKE

24

LEFT WING

Shoots: Left

Ht: 5-11 • Wt: 208

Born: 9/7/78

Belleville, ON, CAN

VS. NHL

TEAM	GP	G	A	PTS	+/-	PIM
ANA	33	9	6	15	15	38
BOS	30	6	10	16	3	52
BUF	29	3	7	10	-2	39
CGY	45	1	10	11	-3	34
CAR	25	3	2	5	-6	18
CHI	34	6	8	14	0	46
COL	43	5	7	12	-10	39
CBJ	30	5	9	14	4	46
DAL	34	4	7	11	1	52
DET	37	8	9	17	3	24
EDM	49	9	7	16	3	40
FLA	27	3	7	10	5	16
LA	32	4	4	8	-5	38
MIN	44	7	13	20	-2	67
MTL	27	6	3	9	1	20
NSH	35	4	15	19	4	30
NJ	32	5	4	9	-3	29
NYI	32	5	9	14	15	34
NYR	31	6	4	10	3	75
OTT	28	4	8	12	-2	28
PHI	36	12	7	19	7	39
PHX	31	4	6	10	8	36
PIT	8	2	0	2	1	7
SJS	34	6	6	12	-4	43
STL	31	5	7	12	0	33
TB	26	5	6	11	11	16
TOR	35	7	8	15	1	55
VAN	4	3	1	4	3	15
WPG	27	3	12	15	7	39
WSH	26	3	5	8	-5	20

COOKE'S NHL CAREER HIGHLIGHTS

Goals, Game: 2 – 14 times	Shots, Game: 7 – two times
Assists, Game: 2 – 20 times	Goal Streak: 2g – 17 times
Points, Game: 3 – five times	Assist Streak: 4g – 3/17/03-3/23/03
PIM, Game: 20 – at MIN, 2/19/04	Point Streak: 5g – 11/8/08-11/18/08
+/-, Game: 3 – six times	Career Hat Tricks: 0
TOI, Game: 23:20 – at NYR, 2/1/11	Career Shootout: 0-0

2012-13 HIGHLIGHTS

- Ranked second amongst Pittsburgh forwards in shorthanded TOI/game at 2:11.
- Led team forwards with 41 blocked shots and ranked fifth on team with 97 hits.
- Skated in 900th career NHL game vs. NJ (2/10) and recorded 200th career NHL assist vs. TB (2/24).
- Won Penguins' Edward J. DeBartolo "Community Service" Award for his tremendous time and effort working on community and charity projects.
- Tied playoff career high with three-game point streak (all assists) in Games 3-5 vs. Ottawa. The three-game assist streak was a new career high.
- Helped Pittsburgh's penalty kill surrender just four power-play goals in 52 tries during play-offs (92.3%, second in NHL).
- Led team with 63 hits during playoffs.

CAREER

- 14-year NHL veteran has played more than 900 NHL games with Vancouver, Washington and Pittsburgh compiling 360 points, a plus-53 rating and 1,068 penalty minutes (PIM).
- Won Stanley Cup with Pittsburgh in 2009.
- Key component of Penguins PK unit. Pittsburgh ranked first in the NHL in 2010-11 (86.1%) and third in 2011-12 (87.8%). Penguins finished with top-rated PK unit for first time in team history in 2010-11 and set a franchise-high 87.8% in 2011-12.
- Team recipient of 2012 Bill Masterton Award, nominated by Pittsburgh chapter of Professional Hockey Writers Association "to the player who best exemplifies qualities of perseverance, sportsmanship and dedication to hockey" for transforming his game.
- Set career highs in goals and shots (147), tied his career high with four game-winning goals and posted the second-best point total of his career in 2011-12 with 38 points.
- Has hit double digits in goals 10 times in his career and topped 30-point mark seven times.
- Donated \$5,000 to Defending The Blue Line in memory of Derek Boogaard, who also wore the Wild No. 24 jersey.
- Represented Canada at 2004 World Championship (gold) and 1998 World Junior Championship.
- Has been suspended five times by the NHL missing 20 regular season games and first round of 2011 Stanley Cup Playoff series.
- Played four years in Ontario Hockey League (OHL) with Windsor Spitfires and Kingston Frontenacs.
- The Cooke Family Foundation of Hope is a non-profit foundation established in 2006. The Foundation provides opportunities and assistance to registered charity organizations within Canada. The Foundation's efforts focus on those organizations that provide assistance to individuals faced with health, financial and emotional life challenges.

CAREER TRANSACTIONS

- Signed by Minnesota as a free agent on July 5, 2013; Signed by Pittsburgh as a free agent on July 5, 2008; Traded to Washington from Vancouver for Matt Pettinger on February 26, 2008; Selected by Vancouver in the sixth round (144th overall) of the 1997 NHL Entry Draft.
- Signed through 2015-16. Becomes an unrestricted free agent 2016-17.

COOKE'S AMATEUR/INTERNATIONAL CAREER

SEASON	TEAM	LEAGUE	REGULAR SEASON						PLAYOFFS					
			GP	G	A	PTS	PIM		GP	G	A	PTS	PIM	
1995-96	Windsor	OHL	61	8	11	19	102		7	1	3	4	6	
1996-97	Windsor	OHL	65	45	50	95	146		5	5	5	10	10	
1997-98	Windsor	OHL	23	14	19	33	50		12	8	8	16	20	
	Kingston	OHL	25	8	13	21	49		–	–	–	–	–	
	Canada	WJC	6	1	1	2	6		–	–	–	–	–	
2003-04	Canada	Worlds	9	2	2	4	8		–	–	–	–	–	

COOKE'S PROFESSIONAL CAREER

SEASON	TEAM	LEAGUE	GP	G	A	PTS	+/-	PIM	PP	SH	GW	S	S%	BS	H	TOI	FO%
1998-99	Vancouver	NHL	30	0	2	2	-12	27	0	0	0	22	0.0	–	–	–	40.2
	Syracuse	AHL	37	15	18	33	119	-28	8	0	3	98	15.3	–	–	–	–
1999-00	Vancouver	NHL	51	5	7	12	3	39	0	1	1	58	5.6	–	–	–	39.4
	Syracuse	AHL	18	5	8	13	27	2	1	0	0	52	9.6	–	–	–	–
2000-01	Vancouver	NHL	81	14	13	27	5	94	0	2	0	121	11.6	–	–	14:35	43.0
2001-02	Vancouver	NHL	82	13	20	33	4	111	1	0	2	103	12.6	–	–	14:03	32.1
2002-03	Vancouver	NHL	82	15	27	42	21	82	1	4	0	118	12.7	–	–	13:24	35.5
2003-04	Vancouver	NHL	53	11	12	23	5	73	1	1	4	79	13.9	–	–	14:06	52.9
2004-05			Did Not Play														
2005-06	Vancouver	NHL	45	8	10	18	-8	71	0	0	2	67	11.9	14	129	13:57	24.0
2006-07	Vancouver	NHL	81	10	20	30	0	64	1	0	3	133	7.5	36	209	15:37	47.4
2007-08	Vancouver	NHL	61	7	9	16	-4	64	0	0	1	68	10.3	29	154	13:24	42.3
	Washington	NHL	17	3	4	7	5	27	0	1	0	18	16.7	9	44	12:19	50.0
2008-09	Pittsburgh	NHL	76	13	18	31	0	101	0	0	1	86	15.1	37	262	14:13	36.8
2009-10	Pittsburgh	NHL	79	15	15	30	17	106	2	0	1	105	14.3	54	183	14:47	54.2
2010-11	Pittsburgh	NHL	67	12	18	30	14	129	0	3	2	95	12.6	39	192	15:38	27.6
2011-12	Pittsburgh	NHL	82	19	19	38	5	44	1	2	4	147	12.9	41	160	15:41	54.5
2012-13	Pittsburgh	NHL	48	8	13	21	-2	36	0	0	1	61	13.1	41	97	14:43	21.4
NHL TOTALS			990	173	233	406	199	1042	16	14	25	1431	11.9	300	1430	14:30	41.7

COOKE'S PROFESSIONAL POSTSEASON CAREER

YEAR	TEAM	LEAGUE	GP	G	A	PTS	+/-	PIM	PP	SH	GW	S	S%	BS	H	TOI	FO%
2000-01	Vancouver	NHL	4	0	0	0	-3	4	0	0	0	1	0.0	–	–	12:04	40.0
2001-02	Vancouver	NHL	6	3	2	5	3	0	1	0	0	11	27.3	–	–	15:09	–
2002-03	Vancouver	NHL	14	2	1	3	3	12	0	0	0	15	13.3	–	–	14:06	22.2
2003-04	Vancouver	NHL	7	3	1	4	3	12	0	0	1	15	20.0	–	–	18:23	66.7
2006-07	Vancouver	NHL	1	0	0	0	0	2	0	0	0	1	0.0	0	4	9:51	–
2007-08	Washington	NHL	7	0	0	0	-1	4	0	0	0	8	0.0	2	22	13:55	50.0
2008-09	Pittsburgh	NHL	24	1	6	7	-2	22	0	0	0	31	3.2	14	85	15:09	28.6
2009-10	Pittsburgh	NHL	13	4	2	6	-4	22	0	0	0	18	22.2	5	41	15:11	28.6
2011-12	Pittsburgh	NHL	6	0	4	4	3	16	0	0	0	3	0.0	2	21	16:13	50.0
2012-13	Pittsburgh	NHL	15	0	4	4	1	35	0	0	0	17	0.0	6	63	15:08	66.7
NHL TOTALS			97	13	20	33	3	129	1	0	1	120	10.8	29	236	15:02	37.8



24

MATT COOKE



CHARLIE COYLE

3

CENTER

Shoots: Right

Ht: 6-3 • Wt: 221

Born: 3/2/92

E. Weymouth, MA, USA

VS. NHL

TEAM	GP	G	A	PTS	+/-	PIM
ANA	2	0	0	0	0	0
BOS	—	—	—	—	—	—
BUF	—	—	—	—	—	—
CGY	5	1	1	2	0	9
CAR	—	—	—	—	—	—
CHI	2	0	0	0	-1	0
COL	3	0	1	1	-1	0
CBJ	2	1	0	1	0	15
DAL	2	0	0	0	2	0
DET	1	0	1	1	1	0
EDM	3	2	2	4	-1	0
FLA	—	—	—	—	—	—
LA	3	2	0	2	2	0
MIN	—	—	—	—	—	—
MTL	—	—	—	—	—	—
NSH	2	0	0	0	0	2
NJ	—	—	—	—	—	—
NYI	—	—	—	—	—	—
NYR	—	—	—	—	—	—
OTT	—	—	—	—	—	—
PHI	—	—	—	—	—	—
PHX	3	0	0	0	1	0
PIT	—	—	—	—	—	—
SJS	3	1	0	1	-2	2
STL	2	0	0	0	-1	0
TB	—	—	—	—	—	—
TOR	—	—	—	—	—	—
VAN	4	1	1	2	2	0
WPG	—	—	—	—	—	—
WSH	—	—	—	—	—	—

COYLE'S NHL CAREER HIGHLIGHTS

Goals, Game: 1 – eight times	Shots, Game: 4 – two times
Assists, Game: 1 – six times	Goal Streak: None
Points, Game: 2 – vs. EDM, 3/3/13	Assist Streak: 2g – 4/26-4/27/13
PIM, Game: 15 – vs. CBJ, 4/13/13	Point Streak: 4g – 4/21-4/27/13
+/-, Game: 2 – two times	Career Hat Tricks: 0
TOI, Game: 20:30 – vs. LA, 4/23/13	Career Shootout: 0-0

2012-13 HIGHLIGHTS

- Skated 37 games with Minnesota in two call-ups during his rookie season.
- Ended the regular season with a season-best four-game point streak and a two-game assist streak.
- T-2nd on the Wild with two assists and T-3rd with 11 shots in five playoff games.
- Scored goal and skated career-high 20:30 TOI vs. LA (4/23).
- Scored first NHL goal at CGY (2/23).
- Recorded first career two-point game (1-1=2) at EDM (3/3).
- Made NHL debut at PHX (2/4).
- Totaled first fighting major and 15 PIM in 17 seconds of ice time vs. CBJ (4/13).
- Posted 25 points (14-11=25), including five power-play goals and 22 PIM in 47 games with Houston (AHL).

CAREER

- Earned the Guy Lafleur Trophy as MVP of the 2012 QMJHL Playoffs after tying for the league lead with 34 points (15-19=34), including a league-high five game-winning goals and a plus-27 rating, in 17 playoff contests.
- Finished the 2011-12 season with 38 points (15-23=38) and a plus-23 rating in 23 games with Saint John (QMJHL) as a linemate of Wild prospect Zack Phillips.
- Started 2011-12 playing 16 games with Boston University, totaling 14 points (3-11=14).
- Named 2010-11 Hockey East Rookie of the Year after posting 26 points (7-19=26) in 37 games with Boston University, T-4th on the team in scoring.
- Totaled six points (2-4=6) to help Team USA win bronze at the 2011 World Junior Championship and posted five points (4-1=5) at the 2012 World Junior Championship.
- Skated for the United States Under-18 Select Team at the Ivan Hlinka Memorial Tournament and the Four Nations Cup in 2009, after participating at the 2008 USA Select Under-16 Festival.
- Posted 63 points (21-42=63) in 42 games with the South Shore Kings (EJHL).

CAREER TRANSACTIONS

- Acquired from San Jose with Devin Setoguchi and a 2011 first-round draft pick (Zack Phillips) in exchange for Brent Burns and a 2012 second-round pick, June 24, 2011; Selected by San Jose in the first round (28th overall) of the 2010 NHL Entry Draft.
- Signed through 2014-15. Becomes a restricted free agent 2015-16.

COYLE'S AMATEUR/INTERNATIONAL CAREER

SEASON	TEAM	LEAGUE	REGULAR SEASON						PLAYOFFS					
			GP	G	A	PTS	PIM		GP	G	A	PTS	PIM	
2010-11	Boston University	HE	37	7	19	26	34		—	—	—	—	—	
	USA	WJC	6	2	4	6	4		—	—	—	—	—	
2011-12	Boston University	HE	16	3	11	14	20		—	—	—	—	—	
	Saint John	QMJHL	23	15	23	38	8		17	15	19	34	8	
	USA	WJC	6	4	1	5	2		—	—	—	—	—	

COYLE'S PROFESSIONAL CAREER

SEASON	TEAM	LEAGUE	GP	G	A	PTS	+/-	PIM	PP	SH	GW	S	S%	BS	H	TOI	FO%
2012-13	MINNESOTA	NHL	37	8	6	14	3	28	1	0	2	50	16.0	9	50	15:04	34.6
	Houston	AHL	47	14	11	25	-8	22	5	0	4	70	20.0	—	—	—	—
WILD/NHL TOTALS			37	8	6	14	3	28	1	0	2	50	16.0	9	50	15:04	34.6

COYLE'S PROFESSIONAL POSTSEASON CAREER

YEAR	TEAM	LEAGUE	GP	G	A	PTS	+/-	PIM	PP	SH	GW	S	S%	BS	H	TOI	FO%
2012-13	MINNESOTA	NHL	5	0	2	2	-4	2	0	0	0	11	0.0	2	13	18:10	33.3
NHL TOTALS			5	0	2	2	-4	2	0	0	0	11	0.0	2	13	18:10	33.3





JAKE DOWELL
(DOW-uhl)

18
CENTER

Shoots: Left
Ht: 6-0 • Wt: 200
Born: 3/4/85
Eau Claire, WI, USA

VS. NHL

TEAM	GP	G	A	PTS	+/-	PIM
ANA	10	0	1	1	0	7
BOS	2	0	0	0	1	5
BUF	3	0	0	0	-1	7
CGY	7	1	2	3	3	14
CAR	1	0	0	0	1	0
CHI	3	0	0	0	0	5
COL	8	0	1	1	-1	2
CBJ	10	1	3	4	3	12
DAL	4	0	0	0	-3	10
DET	11	0	1	1	-1	4
EDM	8	1	1	2	2	2
FLA	3	0	0	0	-2	0
LA	10	2	0	2	2	0
MIN	8	2	0	2	0	5
MTL	3	0	1	1	1	0
NSH	9	0	3	3	3	0
NJ	2	0	1	1	1	5
NYI	3	1	1	2	1	0
NYR	2	0	0	0	0	5
OTT	1	0	0	0	0	0
PHI	2	0	0	0	0	7
PHX	10	0	0	0	-4	4
PIT	1	0	0	0	0	0
SJS	9	1	3	4	-1	7
STL	9	1	1	2	0	12
TB	4	0	0	0	0	0
TOR	2	0	1	1	0	2
VAN	8	1	2	3	1	13
WPG	1	0	0	0	-1	0
WSH	2	0	0	0	0	5

DOWELL'S NHL CAREER HIGHLIGHTS

Goals, Game: 1 – 11 times	Shots, Game: 5 – vs. NYI, 1/9/11
Assists, Game: 1 – 22 times	Goal Streak: 3g – 10/27-10/30/10
Points, Game: 2 – two times	Assist Streak: 2g – two times
PIM, Game: 7 – vs. CGY, 12/5/10	Point Streak: 3g – two times
+/-, Game: 2 – six times	Career Hat Tricks: 0
TOI, Game: 18:12 – at ATL, 11/6/10	Career Shootout: 0-0

2012-13 HIGHLIGHTS

- Skated in two contests with Minnesota, making his Wild debut vs. LA (4/23).
- Recorded nine points (4-5=9) and 34 PIM in 37 games with Houston (AHL).

CAREER

- Set career highs in goals (six), assists (15), points (21), plus/minus (5), shots (74), PIM (63) and games (79) with Chicago in 2010-11.
- Recorded seven points (5-2=7) in 52 games with Dallas in 2011-12 after totaling 26 points (9-17=26) in parts of four seasons with Chicago (2007-11).
- Totaled 90 points (42-48=90) during four seasons (2003-07) at the University of Wisconsin, including the 2003-04 season alongside teammate Ryan Suter, and won a national championship in 2006.
- Skated in two playoff games with Chicago in 2011, making NHL playoff debut in Game 1 of the Western Conference Quarterfinal at VAN.
- Tallied first career multi-point game (1-1=2) at CBJ (2/14/10).
- Registered his first career NHL goal, a shorthanded tally, in his first NHL game at CGY (11/22/07).
- Made professional debut with Norfolk (AHL) at the end of 2006-07, totaling five points (2-3=5) in nine games and three assists in six playoff contests, before playing parts of three seasons with Rockford (AHL).
- Led Wisconsin with 19 goals and eight power-play goals during his senior season, ranking second on the team with 25 points in 41 games in 2006-07.

CAREER TRANSACTIONS

- Signed by Minnesota as a free agent, July 4, 2012; Signed by Dallas as a free agent, July 1, 2011; Selected by Chicago in the fifth round (140th overall) of the 2004 NHL Entry Draft.
- Signed through 2013-14. Becomes an unrestricted free agent 2014-15.

DOWELL'S AMATEUR/INTERNATIONAL CAREER

SEASON	TEAM	LEAGUE	REGULAR SEASON						PLAYOFFS					
			GP	G	A	PTS	PIM		GP	G	A	PTS	PIM	
2000-01	Eau Claire Memorial	HS-WI	24	25	30	55	—		—	—	—	—	—	
2001-02	USNTDP	U-17	11	5	1	6	14		—	—	—	—	—	
	USNTDP	NAHL	44	5	12	17	51		—	—	—	—	—	
2002-03	USNTDP	U-18	54	8	17	25	54		—	—	—	—	—	
	USNTDP	NAHL	9	2	2	4	13		—	—	—	—	—	
2003-04	Wisconsin	WCHA	37	6	13	19	48		—	—	—	—	—	
2004-05	Wisconsin	WCHA	38	12	14	26	74		—	—	—	—	—	
2005-06	Wisconsin	WCHA	43	5	15	20	42		—	—	—	—	—	
2006-07	Wisconsin	WCHA	41	19	6	25	54		—	—	—	—	—	


DOWELL'S PROFESSIONAL CAREER

SEASON	TEAM	LEAGUE	GP	G	A	PTS	+/-	PIM	PP	SH	GW	S	S%	BS	H	TOI	F0%
2006-07	Norfolk	AHL	9	2	3	5	4	8	—	—	—	—	—	—	—	—	—
2007-08	CHICAGO	NHL	19	2	1	3	1	10	0	1	0	19	10.5	10	24	11:56	46.5
	Rockford	AHL	49	7	10	17	-11	64	—	—	—	—	—	—	—	—	—
2008-09	CHICAGO	NHL	1	0	0	0	1	2	0	0	0	0	0	0	2	13:37	66.7
	Rockford	AHL	75	6	14	20	4	128	—	—	—	—	—	—	—	—	—
2009-10	CHICAGO	NHL	3	1	1	2	1	5	0	0	0	4	25	0	5	6:56	50.0
	Rockford	AHL	78	7	16	23	-11	96	—	—	—	—	—	—	—	—	—
2010-11	CHICAGO	NHL	79	6	15	21	5	63	0	0	0	74	8.1	43	107	11:49	48.9
2011-12	DALLAS	NHL	52	2	5	7	-3	53	0	0	0	39	5.1	11	80	7:38	47.7
2012-13	MINNESOTA	NHL	2	0	0	0	0	0	0	0	0	3	0.0	0	2	8:33	66.7
	Houston	AHL	37	4	5	9	-9	34	0	1	0	46	8.7	—	—	—	—
WILD TOTALS			2	0	0	0	0	0	0	0	0	3	0.0	0	2	8:33	66.7
NHL TOTALS			156	11	22	33	5	133	0	1	0	139	7.9	64	220	10:19	48.6

DOWELL'S PROFESSIONAL POSTSEASON CAREER

YEAR	TEAM	LEAGUE	GP	G	A	PTS	+/-	PIM	PP	SH	GW	S	S%	BS	H	TOI	F0%
2006-07	Norfolk	AHL	6	0	3	3	1	4	—	—	—	—	—	—	—	—	—
2007-08	Rockford	AHL	12	1	1	2	-3	6	—	—	—	—	—	—	—	—	—
2008-09	Rockford	AHL	4	0	0	0	-1	0	—	—	—	—	—	—	—	—	—
2009-10	Rockford	AHL	4	0	0	0	-3	0	—	—	—	—	—	—	—	—	—
2010-11	CHICAGO	NHL	2	0	0	0	0	0	0	0	0	1	0	1	3	8:23	52.9
2012-13	MINNESOTA	NHL	DID NOT PLAY														
NHL TOTALS			2	0	0	0	0	0	0	0	0	1	0	1	3	8:23	52.9





JOSH HARDING

37

GOALTENDER

Catches: Right
Ht: 6-2 • Wt: 194
Born: 6/18/84
Regina, SK, CAN

VS. NHL

TEAM	GP	W-L-OT	GAA	SHO	SV%
ANA	7	3-4-0	2.6	1	0.915
BOS	—	—	—	—	—
BUF	3	2-1-0	1.67	0	0.957
CGY	9	2-5-1	2.44	0	0.917
CAR	1	0-1-0	3.01	0	0.893
CHI	10	6-3-0	2.53	1	0.923
COL	8	3-2-1	2.04	1	0.93
CBJ	3	1-2-0	3.69	0	0.88
DAL	5	2-1-0	2.69	0	0.905
DET	13	4-6-2	3.4	1	0.905
EDM	12	2-5-1	2.88	1	0.902
FLA	—	—	—	—	—
LA	6	2-3-0	2.99	0	0.899
MIN	—	—	—	—	—
MTL	2	0-1-0	2.51	0	0.884
NSH	10	4-5-1	2.88	0	0.906
NJ	2	0-0-0	0.87	0	0.975
NYI	—	—	—	—	—
NYR	2	1-1-0	3.04	0	0.91
OTT	1	0-1-0	3.13	0	0.5
PHI	1	0-1-0	5	0	0.853
PHX	2	1-0-0	0.65	0	0.98
PIT	1	0-1-0	4	0	0.852
SJS	3	1-1-0	4.76	0	0.878
STL	12	6-3-1	1.92	0	0.937
TB	—	—	—	—	—
TOR	—	—	—	—	—
VAN	8	2-4-0	2.41	1	0.917
WPG	—	—	—	—	—
WSH	1	0-1-0	2	0	0.95

HARDING'S NHL CAREER HIGHLIGHTS

Saves, Game: 47 – at STL, 1/14/12
Shots Faced, Game: 49 – at STL, 1/14/12
Goals Allowed, Game: 8 – at DAL, 12/26/07
Consecutive Starts: 7g – 3/11-3/21/10
Winning Streak: 4g – two times
Losing Streak: 5g – two times
Undefeated Streak: 4g – 10/29-11/5/11
Winless Streak: 7g – 12/6/08-2/14/09
Shutouts: 7 – last, vs. DAL, 1/20/13
Career Shootout Record: 10-7 (40/55, .727 SV%)

2012-13 HIGHLIGHTS

- Awarded the 2013 Bill Masterton Memorial Trophy by the Professional Hockey Writers' Association for perseverance, sportsmanship and dedication to hockey, becoming the first Wild player to win a voted-on NHL Award.
- Posted a 24-save shutout vs. DAL in his first appearance of the season (1/20).
- Diagnosed with multiple sclerosis prior to the 2012-13 season.
- Stopped 35-of-37 shots during his first NHL playoff start, an overtime loss in Game 1 of the Western Conference Quarterfinal at CHI, having been named the starter after warm-ups (4/30).
- Placed on Injured Reserve (2/12) and missed 33 games as he battled multiple sclerosis.
- Stopped 56-of-61 shots faced in two starts with Houston (AHL) during a conditioning assignment (4/16-22).

CAREER

- Career .727 shootout SV% ranks 10th amongst all NHL goalies and fifth amongst those who have played in more than three shootouts.
- Started Harding's Hope, a charity to raise awareness and assist people living with multiple sclerosis, after the 2012-13 season. Visit HardingsHope.org
- Has a 23-11-2 record at Xcel Energy Center, with a 2.13 GAA, .925 SV% and three shutouts in 46 games and 36 starts.
- Made NHL debut vs. STL (4/4/06) and became first goaltender in NHL history to appear in a shootout in his first NHL game, before posting a 27-save shutout in his second career game vs. CHI (4/11/06).
- Became the first goalie to post three shutouts in his first eight NHL starts since Ed Chadwick in 1956 (Elias) and set a Wild rookie record with 11 wins in 2007-08.
- Set career highs in wins (13), games played (34) and shutouts (two) in 2011-12, posting a 2.62 GAA and a .917 SV%.
- Earned a silver medal with Team Canada at the 2004 World Junior Championship.
- Missed the entire 2010-11 season after suffering a torn ACL and MCL in his right knee during a preseason game at STL (9/24/10).
- Established a new Wild rookie record with a .960 SV% in 2006-07.
- Played parts of three seasons (2004-07) with Houston (AHL), ranking fifth amongst all goalies with a 2.01 GAA during his first professional season in 2004-05.
- Named NHL First Star of the Week after going 3-0-0 with a 0.99 GAA and a .968 SV% (11/7/11).
- Named to the Canadian All-Star Team for the 2006 AHL All-Star Classic and ranked T-1st in SV% (.922), fourth in wins (29) and 13th in GAA (2.68) in 2005-06.
- Named WHL MVP and Goaltender of the Year in 2002-03, T-2nd amongst all goalies with a .914 SV%.
- Stopped all 11 shots he faced in his first NHL playoff debut, 20:00 in relief during Game 4 of the Western Conference Quarterfinal at COL (4/15/08).
- Earned a shootout win in his 100th NHL game vs. SJ (1/10/12).
- Posted a 5-0-0 record in six starts at Xcel Energy Center and started a career-high seven straight games (3/11-3/21) in 2009-10.
- Set a Regina (WHL) franchise record with a 2.39 GAA in 2001-02 and T-1st in the WHL in shutouts and second in GAA and winning percentage.

CAREER TRANSACTIONS

- Selected by Minnesota in the second round (38th overall) of the 2002 NHL Entry Draft.
- Signed through 2014-15. Becomes an unrestricted free agent 2015-16.

HARDING'S AMATEUR/INTERNATIONAL CAREER

SEASON	TEAM	LEAGUE	REGULAR SEASON							PLAYOFFS				
			GP	W	L	OT	GAA	SO	GP	W	L	GAA	SO	
2001-02	Regina	WHL	42	27	13	1	3.77	4	6	2	4	2.95	0	
2001-02	Canada	WJ-18	—	—	—	—	—	—	2	2	0	1.00	0	
2002-03	Regina	WHL	57	18	24	13	2.75	3	5	1	4	2.43	0	
2003-04	Regina	WHL	28	12	14	2	3.69	2	—	—	—	—	—	
	Brandon	WHL	27	13	11	3	5.85	5	11	5	6	3.27	0	
	Canada	WJC	—	—	—	—	—	—	1	1	0	0.00	1	

HARDING'S PROFESSIONAL CAREER

SEASON	TEAM	LEAGUE	GP	W	L	OT	GA	GAA	SV	SV%	SO	MIN
2004-05	Houston	AHL	42	21	16	3	80	2.01	—	.930	4	2,388
2005-06	MINNESOTA	NHL	3	2	1	0	8	2.59	75	.904	1	185
	Houston	AHL	42	29	8	0	99	2.68	1,128	.919	2	2,215
2006-07	MINNESOTA	NHL	7	3	2	1	7	1.16	167	.960	1	361
	Houston	AHL	38	17	16	4	94	2.48	1,078	.913	1	2,270
2007-08	MINNESOTA	NHL	29	11	15	2	77	2.94	761	.908	1	1,571
2008-09	MINNESOTA	NHL	19	3	9	1	32	2.21	421	.929	0	870
2009-10	MINNESOTA	NHL	25	9	12	0	66	3.05	626	.905	1	1,300
2010-11	MINNESOTA	NHL	DID NOT PLAY - INJURED									
2011-12	MINNESOTA	NHL	34	13	12	4	81	2.62	900	.917	2	1,855
2012-13	MINNESOTA	NHL	5	1	1	0	10	3.24	63	.863	0	185
WILD/NHL TOTALS			122	42	52	8	281	2.66	3,294	.915	6	6,327

HARDING'S PROFESSIONAL POSTSEASON CAREER

SEASON	TEAM	LEAGUE	GP	W	L	GA	GAA	SV	SV%	SO	MIN
2004-05	Houston	AHL	2	0	2	8	4.03	67	.893	0	119
2005-06	Houston	AHL	8	4	4	30	3.79	234	.886	0	476
2007-08	MINNESOTA	NHL	1	0	0	0	0.00	11	1.000	0	20
2012-13	MINNESOTA	NHL	5	1	4	12	2.94	123	0.911	0	245
WILD/NHL TOTALS			6	1	4	12	2.72	134	0.918	0	265





DANY HEATLEY

15

LEFT WING

Shoots: Left
Ht: 6-4 • Wt: 220
Born: 1/21/81
Freiburg, Germany

VS. NHL

TEAM	GP	G	A	PTS	+/-	PIM
ANA	26	10	12	22	-7	26
BOS	42	18	23	41	-7	42
BUF	45	24	27	51	11	44
CGY	25	7	9	16	-9	14
CAR	30	16	17	33	7	30
CHI	19	7	9	16	-8	8
COL	24	7	18	25	4	14
CBJ	19	8	4	12	7	24
DAL	26	7	19	26	11	12
DET	20	6	7	13	-2	6
EDM	24	11	13	24	7	6
FLA	31	17	16	33	11	20
LA	23	5	7	12	-17	14
MIN	13	7	6	13	6	14
MTL	41	24	27	51	16	34
NSH	20	14	10	24	6	18
NJ	30	10	15	25	9	18
NYI	26	14	12	26	9	22
NYR	30	15	20	35	12	28
OTT	12	2	6	8	-6	4
PHI	28	18	13	31	-2	12
PHX	26	12	9	21	4	20
PIT	28	20	11	31	-4	26
SJS	12	3	5	8	-1	8
STL	19	10	4	14	3	6
TB	30	14	17	31	-1	24
TOR	40	27	24	51	13	34
VAN	25	5	9	14	-6	22
WPG	20	10	11	21	0	30
WSH	33	12	23	35	-7	22

HEATLEY'S NHL CAREER HIGHLIGHTS

Goals, Game: 4 – at TOR, 10/29/05	Shots, Game: 11 – two times
Assists, Game: 3 – seven times	Goal Streak: 6g – 2/20-3/2/07
Points, Game: 4 – eight times	Assist Streak: 6g – three times
PIM, Game: 16 – vs. ATL, 12/16/08	Point Streak: 22g – 10/5-11/29/05
+/-, Game: 6 – vs. CBJ, 10/8/09	Career Hat Tricks: 9
TOT, Game: 29:05 – vs. FLA, 3/7/03	Career Shootout: 6-33

2012-13 HIGHLIGHTS

- Tied for third on the Wild in goals, registering 21 points (11-10=21) in 36 games.
- Recorded 400th career NHL assist with a pair of helpers at COL (3/16).
- Registered four-game point streak (1-4=5, 3/16-3/23).
- Opened season with two-goal game, including 350th career NHL goal vs. COL (1/19).
- Tallied a goal in last two games played before missing final 12 games of the season and playoffs with an upper-body injury suffered at SJ (4/3)

CAREER

- Since entering NHL in 2001, ranks first amongst all players in power-play goals (139), third in game-winning goals (62), fourth in goals (360), T-8th in points (763) and 11th in shots (2,447).
- During his time with Minnesota, 20-of-35 goals have been the Wild's first goal of the game.
- Posted back-to-back 50-goal seasons (2005-07), the first NHL player to do so since Pavel Bure (1999-01), and only Alex Ovechkin (2007-10) has done so since.
- Holds Wild franchise record for fastest goal to start a game, scoring 13 seconds into a contest vs. VAN (2/9/12).
- Led the Wild in goals (24), points (53), shots (238) and power-play goals (eight) during his first season with Minnesota in 2011-12.
- Named to the NHL's First All-Star Team in 2006-07 after posting an Ottawa-record and career-high 105 points (50-55=105), including 28 multi-point games, before leading Ottawa to the Stanley Cup Final and ranking T-1st in NHL playoff scoring (7-15=22).
- Led all NHL rookies in scoring with 67 points (26-41=67) in 82 games with Atlanta 2001-02, winning the Calder Memorial Trophy and being named to the NHL All-Rookie Team.
- Named to four NHL All-Star Games (2003, 2007-09) but did not skate in 2008 due to injury.
- Named to the NHL's Second All-Star Team in 2005-06 after posting 103 points (50-53=103) during his first year with Ottawa, including 29 multi-point games and a 22-game point streak to start the year, second only to Wayne's Gretzky's 23-game point streak with Los Angeles for longest point streak from the start of a player's tenure with a team in NHL history.
- Reached the 700-point mark with an assist at LA (11/12/11), and is one of 24 active players topping 700 points, ranked 18th for most points amongst active players.
- Won a gold medal at the 2010 Olympics in Vancouver, ranking T-2nd on Canada in goals and points (4-3=7) in seven games, and skated in the 2006 Olympics.
- Became the first Thrasher to score 40 goals in a season in 2002-03 and was named the MVP of the 2003 NHL All-Star Game after scoring four goals, becoming the youngest player in NHL All-Star Game history to score a hat trick and one of only five players to score four regulation goals.
- Ranked third in the NHL with a career-best plus-33 rating in 2007-08.
- Played two seasons at the University of Wisconsin (WCHA), being named the 2000 WCHA Rookie of the Year, 2001 NCAA West First All-American, and a finalist for the 2001 Hobey Baker Award.
- Scored a hat trick (3-1=4) and posted a franchise record-tying plus-6 rating in his home debut with San Jose vs. CBJ (10/8/09), before tallying 82 points (39-43=82), including an NHL-best nine game-winning goals in his first season with the Sharks in 2009-10.
- Won gold medals at the 2004 World Cup and the 2003 and 2004 World Championships, leading scoring at the 2004 World Championship (8-3=11).
- Claimed silver medals at the 2008 and 2009 World Championships, being named MVP in 2008 after leading the tournament with 12 goals and 20 points in nine games.
- Skated for Canada at the 2000 and 2001 World Junior Championship.
- Named Canadian Junior A Hockey League Player of the Year in 1998-99 after scoring 12 points (70-57=127) and leading Calgary (AJHL) to the Doyle Cup regional Junior A Championship.

CAREER TRANSACTIONS

- Acquired by Minnesota from San Jose in exchange for Martin Havlat, July 3, 2011; Acquired by San Jose along with a 2010 fifth round draft pick from Ottawa in exchange for Milan Michalek, Jonathan Cheechoo and the Sharks' 2010 second round draft pick, Sept. 12, 2009; Acquired by Ottawa from Atlanta in exchange for Marian Hossa and Greg de Vries, Aug. 23, 2005; Selected by Atlanta in the first round (2nd overall) of the 2000 NHL Entry Draft.
- Signed through 2013-14. Becomes an unrestricted free agent 2014-15.

HEATLEY'S AMATEUR/INTERNATIONAL CAREER

SEASON	TEAM	LEAGUE	REGULAR SEASON					PLAYOFFS				
			GP	G	A	PTS	PIM	GP	G	A	PTS	PIM
1996-97	Calgary	AMHL	25	30	42	72	26	—	—	—	—	—
1997-98	Calgary	AMHL	36	39	42	81	34	—	—	—	—	—
1998-99	Calgary	AJHL	60	70	56	126	91	—	—	—	—	—
1999-00	U-Wisconsin	WCHA	38	28	28	56	32	—	—	—	—	—
	Canada	EXHIB.	4	2	2	4	0	—	—	—	—	—
	Canada	WJC	7	2	2	4	4	—	—	—	—	—
2000-01	U-Wisconsin	WCHA	39	24	33	57	74	—	—	—	—	—
	Canada	WJC	7	3	2	5	10	—	—	—	—	—
2002-03	Canada	Worlds	9	7	3	10	10	—	—	—	—	—
2003-04	Canada	Worlds	9	8	3	11	4	—	—	—	—	—
		World Cup	6	0	2	2	2	—	—	—	—	—
2005-06	Canada	Olympics	6	2	1	3	8	—	—	—	—	—
2007-08	Canada	Worlds	9	12	8	20	4	—	—	—	—	—
2008-09	Canada	Worlds	9	6	4	10	8	—	—	—	—	—
2009-10	Canada	Olympics	7	4	3	7	4	—	—	—	—	—

HEATLEY'S PROFESSIONAL CAREER

SEASON	TEAM	LEAGUE	GP	G	A	PTS	+/-	PIM	PP	SH	GW	S	S%	BS	H	TOI	FO%
2001-02	ATLANTA	NHL	82	26	41	67	-19	56	7	0	4	202	12.9	—	—	—	—
2002-03	ATLANTA	NHL	77	41	48	89	-8	58	19	1	6	252	16.3	—	—	—	—
2003-04	ATLANTA	NHL	31	13	12	25	-8	18	5	0	3	83	15.7	—	—	—	—
2004-05	Bern	Swiss-A	16	14	10	24	—	58	—	—	—	—	—	—	—	—	—
	AK Bars-Kazan	Russia	11	3	1	4	—	22	—	—	—	—	—	—	—	—	—
2005-06	OTTAWA	NHL	82	50	53	103	29	86	23	2	7	300	16.7	23	62	21:09	53.6
2006-07	OTTAWA	NHL	82	50	55	105	31	74	17	3	10	310	16.1	25	93	21:01	38.3
2007-08	OTTAWA	NHL	71	41	41	82	33	76	13	0	8	224	18.3	31	58	21:44	57.7
2008-09	OTTAWA	NHL	82	39	33	72	-11	88	15	0	6	258	15.1	24	87	20:06	46.7
2009-10	SAN JOSE	NHL	82	39	43	82	14	54	18	1	9	280	13	35	81	20:13	40.0
2010-11	SAN JOSE	NHL	80	26	38	64	8	56	11	1	5	217	12	29	104	19:39	45.0
2011-12	MINNESOTA	NHL	82	24	29	53	2	28	8	0	3	238	10.1	45	70	20:56	53.7
2012-13	MINNESOTA	NHL	36	11	10	21	-12	8	3	0	1	83	13.3	22	26	18:32	38.7
WILD TOTALS			118	35	39	74	-10	36	11	0	4	321	10.9	67	96	20:13	49.0
NHL TOTALS			787	360	403	763	59	602	139	8	62	2447	14.7	234	581	20:35	43.4

HEATLEY'S PROFESSIONAL POSTSEASON CAREER

YEAR	TEAM	LEAGUE	GP	G	A	PTS	+/-	PIM	PP	SH	GW	S	S%	BS	H	TOI	FO%
2004-05	AK Bars-Kazan	Russia	4	2	1	3	—	4	—	—	—	—	—	—	—	—	—
2005-06	OTTAWA	NHL	10	3	9	12	1	11	3	0	1	32	9.4	1	8	18:56	33.3
2006-07	OTTAWA	NHL	20	7	15	22	4	14	2	0	2	59	11.9	9	27	21:17	30.0
2007-08	OTTAWA	NHL	4	0	1	1	-5	6	0	0	0	9	0	1	8	21:41	50.0
2009-10	SAN JOSE	NHL	14	2	11	13	-7	16	1	0	0	45	4.4	5	16	20:41	25.0
2010-11	SAN JOSE	NHL	18	3	6	9	-2	12	0	0	0	47	6.4	11	30	18:57	44.4
2012-13	MINNESOTA	NHL	DID NOT PLAY - INJURED														
WILD TOTALS			—	—	—	—	—	—	—	—	—	—	—	—	—	—	—
NHL TOTALS			66	15	42	57	-9	59	6	0	3	192	7.8	27	69	20:12	37.5





MIKKO KOIVU

(MEE-koh KOY-voo)

9

CENTER

Shoots: Left
Ht: 6-3 • Wt: 222
Born: 3/12/83
Turku, Finland

VS. NHL

TEAM	GP	G	A	PTS	+/-	PIM
ANA	28	8	13	21	0	16
BOS	6	1	2	3	0	4
BUF	5	1	1	2	0	4
CGY	48	8	15	23	-6	26
CAR	7	1	7	8	6	6
CHI	29	4	18	22	-3	16
COL	46	14	23	37	4	40
CBJ	26	8	16	24	11	16
DAL	23	9	10	19	-1	18
DET	25	5	10	15	4	18
EDM	49	6	32	38	5	24
FLA	6	4	5	9	2	6
LA	25	4	18	22	2	14
MIN	—	—	—	—	—	—
MTL	5	2	0	2	-5	12
NSH	26	7	21	28	3	8
NJ	6	1	3	4	2	0
NYI	5	2	1	3	2	4
NYR	3	1	2	3	-1	2
OTT	6	1	1	2	-8	0
PHI	4	0	0	0	-3	4
PHX	26	6	16	22	2	16
PIT	7	1	4	5	2	2
SJS	27	5	10	15	-8	22
STL	28	5	16	21	2	20
TB	8	2	6	8	5	14
TOR	5	1	3	4	2	6
VAN	44	10	17	27	10	34
WPG	7	1	7	8	4	4
WSH	6	1	2	3	-3	2

KOIVU'S NHL CAREER HIGHLIGHTS

Goals, Game: 2 – 12 times	Shots, Game: 9 – three times
Assists, Game: 4 – two times	Goal Streak: 3g – three times
Points, Game: 5 – vs. FLA, 10/16/08	Assist Streak: 6g – 12/23/09-1/2/10
PIM, Game: 12 – vs. TB, 11/28/08	Point Streak: 7g – three times
+/-, Game: 4 – vs. PHX, 1/2/11	Career Hat Tricks: None
TOI, Game: 27:41 – vs. DAL, 4/10/10	Career Shootout: 30-70

2012-13 HIGHLIGHTS

- Led Minnesota with 11 multi-point games and ranked second on the Wild with 37 points (11-26=37).
- Ranked fifth in the NHL in faceoffs taken and sixth in faceoffs won.
- Ranked seventh in TOI/game amongst all NHL forwards (21:05).
- Skated in 500th NHL career game, scoring deciding shootout goal, at CGY (2/11)
- Matched his career high with a seven-game point streak (3-8=11, 3/18-3/30).
- Won 59-of-87 faceoffs (67.8%) in a four-game stretch (4/11-4/16).
- Notched three points (1-2=3) and tied Wild record by scoring nine seconds into the third period vs. EDM (3/3).

CAREER

- In eight seasons with Minnesota, ranks first on the Wild's all-time lists in assists (279) and power-play points (145), second in points (398), goals (119), multi-point games (93), shots (1,331) and shorthanded goals (nine), third in games played (536) and PIM (360), fourth in plus/minus rating (+26)
- Ranks T-4th for most career shootout goals amongst active NHL players with 30 goals in 70 attempts (42.9%), ranking third in game-deciding shootout goals (12).
- Named first full-time team captain in Wild history (10/20/09), after serving as Wild captain four months in 2008-09, matching Brad Bombardier's team record for most months at captain in a single season (2002-03).
- T-21st amongst active NHL players with 52.7% career faceoff percentage.
- Captained Finland to a gold medal at the 2011 World Championship, before leading Finland in scoring as captain at the 2012 World Championship.
- Set career highs in goals (22), assists (49) and points (71), leading Minnesota in assists (one shy of Wild single-season record) and points (third-most in Wild single season), and all forwards in TOI/game (20:44) in 2009-10.
- Led Minnesota in points (67), assists (47) and shorthanded goals (three) in 2008-09, and became the first NHL player to record nine or more points his team's first three games of the season since Adam Oates in 1993-94.
- Won silver medals with Finland at the 2006 Olympics, the 2007 World Championship, and the 2004 World Cup of Hockey, and earned bronze medals at the 2010 Olympics, and the 2006, 2007 and 2008 World Championships.
- Led Wild players in assists (32), plus/minus rating (+10), T-2nd in points (44) and led team forwards in TOI/game (21:21) in 55 games during 2011-12.
- Ranked first on the Wild with 45 assists, T-1st with 62 points, second with plus-4 rating and led team forwards in TOI/game (19:29) in 71 games in 2010-11.
- Tied Wild record with four assists, including his 200th NHL helper, and was career-best plus-4 in his 400th NHL game vs. PHX (1/2/11).
- Named to 2012 NHL All-Star Game but did not play due to injury.
- Made his NHL debut at San Jose (11/5/05), scoring his first NHL goal in his second NHL game at ANA (11/6/05).
- Recorded a goal for his first career NHL playoff point in Game 2 of the Western Conference Quarterfinals at ANA (4/13/07).
- Played his first season of North American professional hockey with Houston (AHL) in 2004-05, ranking second on the Aeros in goals (20) representing the team at the AHL All-Star game.
- Won a gold medal at the 2000 Under-18 World Championship, captained and led Finland in scoring at the 2001 Under-18 World Championship, and earned a silver medal at the 2001 World Junior Championship.

CAREER TRANSACTIONS

- Selected by Minnesota in the first round (sixth overall) of the 2001 NHL Entry Draft.
- Signed through 2017-18. Becomes an unrestricted free agent 2018-19.

KOIVU'S AMATEUR/INTERNATIONAL CAREER

SEASON	TEAM	LEAGUE	REGULAR SEASON					PLAYOFFS				
			GP	G	A	PTS	PIM	GP	G	A	PTS	PIM
1999-00	TPS Turku U18	Fin-U18	11	4	9	13	18	13	1	4	5	8
	TPS Turku Jr.	Fin-Jr.	30	4	8	12	22	—	—	—	—	—
	Finland	WJ-18	7	0	4	4	8	—	—	—	—	—
2000-01	TPS Turku Jr.	Fin-Jr.	26	9	36	45	26	7	2	10	12	2
	TPS Turku	SM-liiga	21	0	1	1	2	3	1	1	2	6
	Finland	WJC	7	0	3	3	8	—	—	—	—	—
	Finland	WJ-18	6	2	3	5	6	—	—	—	—	—
2001-02	TPS Turku Jr.	Fin-Jr.	2	0	1	1	12	—	—	—	—	—
	TPS Turku	SM-liiga	48	4	3	7	34	8	0	3	3	4
	Finland	WJC	7	1	5	6	4	—	—	—	—	—
2002-03	TPS Turku	SM-liiga	37	7	13	20	20	7	2	2	4	6
2003-04	TPS Turku	SM-liiga	45	6	24	30	36	13	1	7	8	8
2004-05	Finland	World Cup	4	0	1	1	2	—	—	—	—	—
2005-06	Finland	Olympics	8	0	0	0	6	—	—	—	—	—
	Finland	Worlds	9	2	2	4	8	—	—	—	—	—
2006-07	Finland	Worlds	9	2	2	4	26	—	—	—	—	—
2007-08	Finland	Worlds	9	4	5	9	6	—	—	—	—	—
2009-10	Finland	Olympics	6	0	4	4	2	—	—	—	—	—
2010-11	Finland	Worlds	9	2	6	8	4	—	—	—	—	—
2011-12	Finland	Worlds	10	3	8	11	4	—	—	—	—	—

KOIVU'S PROFESSIONAL CAREER

SEASON	TEAM	LEAGUE	GP	G	A	PTS	+/-	PIM	PP	SH	GW	S	S%	BS	H	TOI	FO%
2004-05	Houston	AHL	67	20	28	48	-1	47	4	1	4	—	—	—	—	—	—
2005-06	MINNESOTA	NHL	64	6	15	21	-9	40	3	0	0	96	6.3	17	22	13:17	47.4
2006-07	MINNESOTA	NHL	82	20	34	54	6	58	9	2	2	162	12.3	50	56	17:28	50.9
2007-08	MINNESOTA	NHL	57	11	31	42	13	42	2	0	2	144	7.6	21	40	20:53	52.5
2008-09	MINNESOTA	NHL	79	20	47	67	2	66	5	4	3	236	8.5	36	45	21:29	52.7
2009-10	MINNESOTA	NHL	80	22	49	71	-2	50	8	1	2	246	8.9	52	50	20:44	56.0
2010-11	MINNESOTA	NHL	71	17	45	62	4	50	7	1	3	191	8.9	29	63	19:29	52.8
2011-12	MINNESOTA	NHL	55	12	32	44	10	28	2	1	2	129	9.3	21	62	21:21	52.3
2012-13	MINNESOTA	NHL	48	11	26	37	2	26	0	0	3	127	8.7	18	47	21:06	54.0
WILD/NHL TOTALS			536	119	279	398	26	360	36	9	17	1331	8.9	244	385	19:24	52.8

KOIVU'S PROFESSIONAL POSTSEASON CAREER

YEAR	TEAM	LEAGUE	GP	G	A	PTS	+/-	PIM	PP	SH	GW	S	S%	BS	H	TOI	FO%
2004-05	Houston	AHL	5	1	0	1	-1	2	0	0	1	—	—	—	—	—	—
2006-07	MINNESOTA	NHL	5	1	0	1	-1	4	0	0	0	8	12.5	1	2	17:43	60.5
2007-08	MINNESOTA	NHL	6	4	1	5	0	4	0	1	0	20	20.0	4	9	21:56	49.2
2012-13	MINNESOTA	NHL	5	0	0	0	-6	8	0	0	0	11	0.0	4	11	20:30	52.1
WILD/NHL TOTALS			16	5	1	6	-7	16	0	1	0	39	12.8	9	22	20:10	53.2





ZENON KONOPKA
(ZEH-nohn kuh-NOHP-kah)

28

CENTER

Shoots: Left
Ht: 6-0 • Wt: 213
Born: 1/2/81

Niagara On The Lake, ON, CAN

VS. NHL

TEAM	GP	G	A	PTS	+/-	PIM
ANA	8	0	0	0	-2	44
BOS	13	0	1	1	-2	29
BUF	13	0	0	0	-5	34
CGY	7	0	0	0	1	23
CAR	13	1	1	2	0	36
CHI	6	0	0	0	-1	18
COL	10	0	0	0	-5	34
CBJ	6	0	0	0	0	26
DAL	9	0	0	0	-3	18
DET	6	0	1	1	1	9
EDM	4	1	0	1	0	31
FLA	13	0	2	2	-1	35
LA	9	0	1	1	-1	45
MIN	6	1	0	1	-1	45
MTL	12	1	0	1	-2	35
NSH	7	0	0	0	-4	7
NJ	13	0	0	0	-1	64
NYI	5	0	0	0	-1	7
NYR	13	1	1	2	-4	84
OTT	9	0	1	1	-1	27
PHI	13	1	1	2	-3	78
PHX	9	1	0	1	0	16
PIT	13	2	0	2	-1	90
SJS	8	0	1	1	-1	7
STL	10	0	1	1	1	25
TB	8	1	3	4	3	16
TOR	12	1	0	1	-5	38
VAN	7	0	0	0	1	41
WPG	12	0	1	1	-2	27
WSH	13	0	1	1	-1	15

KONOPKA'S NHL CAREER HIGHLIGHTS

Goals, Game: 1 – 11 times	Shots, Game: 4 – two times
Assists, Game: 2 – vs. TB, 11/17/10	Goal Streak: None
Points, Game: 2 – vs. TB, 11/17/10	Assist Streak: 2g – 12/20-12/21/05
PIM, Game: 32 – at VAN, 2/7/13	Point Streak: 2g – two times
+/-, Game: 2 – five times	Career Hat Tricks: 0
TOI, Game: 18:03 – at SJ, 11/11/10	Career Shootout: 0-1

2012-13 HIGHLIGHTS

- Ranked fourth in the NHL with 117 PIM.
- Led Minnesota with 60.7% faceoff percentage (162-of-267).
- Won 10-of-10 faceoffs at VAN (3/18), setting a Wild record for most faceoff wins without a loss in team history.
- Collected career-high 32 PIM vs. VAN (2/7).
- Totaled seven PIM in Wild debut vs. COL (1/19).
- Missed five games with lower-body injury (4/13-4/21).
- Registered two shots in two playoff games during the Western Conference Quarterfinal vs. CHI.

CAREER

- Since beginning his full-time NHL career in 2009-10, he leads all NHL players with 882 PIM in 248 games, 175 PIM more than any other player.
- Ranks first amongst all active NHL players with a 59.0% career faceoff win percentage.
- Totaled 27 points (11-16=27) and 994 PIM in 287 career NHL games during parts of eight NHL seasons with Anaheim, Columbus, Tampa Bay, the New York Islanders, Ottawa and Minnesota.
- Was a member of the Ottawa 67's Memorial Cup championship team in 1998-99, and helped the 67's to the Memorial Cup tournament in 2000-01.
- Led the NHL with 307 PIM and skated in all 82 games with the New York Islanders in 2010-11.
- Served as captain of Syracuse (AHL) in 2007-08 and Norfolk (AHL) in 2008-09.
- Led all NHL players with 265 PIM in 2009-10, while also winning 62.3% of his faceoffs with Tampa Bay.
- Logged a career-high 18:03 TOI and won a career-best 19 faceoffs with the Islanders at SJ (11/11/10).
- Totaled a career-high 24 goals and 55 points in 62 games with Syracuse (AHL) in 2007-08, adding 10 points (3-7=10) and 42 PIM in 13 playoff contests.
- Led Ottawa and ranked third in the NHL with 193 PIM in 2011-12, adding two assists in six playoff games.
- Was the only AHL player to rank in the Top 50 in both points and PIM in 2008-09 with Norfolk, also skating in seven games with Tampa Bay.
- Posted seven points (4-3=7), 48 PIM and won 53.5% of faceoffs in 23 games with Anaheim in 2005-06, also skating in 34 games with Portland (AHL), before ranking third in AHL playoff scoring.
- Selected to the ECHL All-Rookie Team after posting 70 points (22-48=70) and 231 PIM in 68 games with Wheeling (ECHL) in 2002-03.
- Made his NHL debut with Anaheim vs. PHX (10/30/05), scoring his first NHL goal and point vs. MIN (11/6/05).
- Split his fifth professional season between Syracuse and Portland of the AHL in 2006-07, also posting 20 PIM and winning 63.6% of faceoffs in six NHL games with Columbus.

CAREER TRANSACTIONS

- Signed by Minnesota as a free agent, July 1, 2012; Signed by Ottawa as a free agent, July 5, 2011; Signed by N.Y. Islanders as a free agent, July 2, 2010; Signed by Tampa Bay as a free agent, July 10, 2008; Acquired by Columbus from Anaheim with Curtis Glencross and Anaheim's seventh-round choice (Trent Vogelhuber) in exchange for Mark Hartigan, Joe Motzko and Columbus's fourth-round choice (Sebastian Stefaniszin) in 2007 Entry Draft, Jan. 26, 2007; Signed by Anaheim as a free agent Sept. 1, 2004.
- Signed through 2013-14. Becomes an unrestricted free agent 2014-15.

KONOPKA'S AMATEUR/INTERNATIONAL CAREER

SEASON	TEAM	LEAGUE	REGULAR SEASON					PLAYOFFS				
			GP	G	A	PTS	PIM	GP	G	A	PTS	PIM
1998-99	Ottawa	OHL	56	7	8	15	62	7	0	0	0	2
1999-00	Ottawa	OHL	59	8	11	19	107	11	1	2	3	8
2000-01	Ottawa	OHL	66	20	45	65	120	20	7	13	20	47
2001-02	Ottawa	OHL	61	18	68	86	100	13	8	6	14	49

KONOPKA'S PROFESSIONAL CAREER

SEASON	TEAM	LEAGUE	GP	G	A	PTS	+/-	PIM	PP	SH	GW	S	S%	BS	H	TOI	FO%
2002-03	Wilkes-Barre	AHL	4	0	1	1	-	9	-	-	-	-	-	-	-	-	-
	Wheeling	ECHL	68	22	48	70	-	231	-	-	-	-	-	-	-	-	-
2003-04	Utah	AHL	43	7	4	11	-	198	-	-	-	-	-	-	-	-	-
	Idaho	ECHL	23	6	22	28	-	82	-	-	-	-	-	-	-	-	-
2004-05	Cincinnati	AHL	75	17	29	46	-	212	-	-	-	-	-	-	-	-	-
2005-06	ANAHEIM	NHL	23	4	3	7	-4	48	2	0	0	18	22.2	5	23	7:19	53.5
	Portland	AHL	34	18	26	44	27	57	-	-	-	-	-	-	-	-	-
2006-07	COLUMBUS	NHL	6	0	0	0	-2	20	0	0	0	2	0	1	10	5:00	63.6
	Lada Togliatti	Russia	4	0	0	0	-	8	-	-	-	-	-	-	-	-	-
	Portland	AHL	42	11	24	35	18	97	-	-	-	-	-	-	-	-	-
	Syracuse	AHL	20	9	11	20	7	70	-	-	-	-	-	-	-	-	-
2007-08	COLUMBUS	NHL	3	0	0	0	0	15	0	0	0	4	0	2	5	7:54	52.4
	Syracuse	AHL	62	24	31	55	9	194	-	-	-	-	-	-	-	-	-
2008-09	TAMPA BAY	NHL	7	0	1	1	-1	29	0	0	0	6	0	2	6	7:01	68.0
	Norfolk	AHL	70	17	40	57	-15	186	-	-	-	-	-	-	-	-	-
2009-10	TAMPA BAY	NHL	74	2	3	5	-11	265	0	0	1	41	4.9	23	109	8:08	62.3
2010-11	NY ISLANDERS	NHL	82	2	7	9	-14	307	0	0	0	56	3.6	52	110	10:11	57.7
2011-12	OTTAWA	NHL	55	3	2	5	-4	193	1	0	1	34	8.8	18	54	7:51	58.9
2012-13	MINNESOTA	NHL	37	0	0	0	-4	117	0	0	0	18	0.0	8	23	8:26	60.7
WILD TOTALS			37	0	0	0	-4	117	0	0	0	18	0.0	9	23	8:26	60.7
NHL TOTALS			287	11	16	27	-40	994	3	0	2	179	6.1	112	340	8:33	59.0

KONOPKA'S PROFESSIONAL POSTSEASON CAREER

YEAR	TEAM	LEAGUE	GP	G	A	PTS	+/-	PIM	PP	SH	GW	S	S%	BS	H	TOI	FO%
2003-04	Idaho	ECHL	17	9	8	17	-	30	-	-	-	-	-	-	-	-	-
2004-05	Cincinnati	AHL	12	3	3	6	-	26	-	-	-	-	-	-	-	-	-
2005-06	Portland	AHL	19	11	18	29	11	46	-	-	-	-	-	-	-	-	-
2007-08	Syracuse	AHL	13	3	7	10	-2	42	-	-	-	-	-	-	-	-	-
2011-12	OTTAWA	NHL	6	0	2	2	2	2	0	0	0	2	0	1	5	11:17	70.7
2012-13	MINNESOTA	NHL	2	0	0	0	-2	0	0	0	0	2	0.0	0	4	9:52	42.1
WILD TOTALS			2	0	0	0	-2	0	0	0	0	2	0.0	0	4	9:52	42.1
NHL TOTALS			8	0	2	2	0	2	0	0	0	4	0.0	1	9	10:56	64.9





TORREY MITCHELL

17

RIGHT WING

Shoots: Right

Ht: 5-11 • Wt: 189

Born: 1/30/85

Greenfield Park, QC, Can

VS. NHL

TEAM	GP	G	A	PTS	+/-	PIM
ANA	26	5	2	7	1	14
BOS	3	0	0	0	-3	2
BUF	6	0	1	1	-1	4
CGY	20	4	1	5	-2	17
CAR	2	0	0	0	-2	0
CHI	16	0	3	3	-4	6
COL	19	2	3	5	2	0
CBJ	14	2	1	3	2	4
DAL	28	6	2	8	-5	27
DET	17	2	2	4	3	8
EDM	19	1	4	5	2	4
FLA	3	0	2	2	2	2
LA	22	1	2	3	-2	16
MIN	13	2	5	7	8	10
MTL	4	0	1	1	-1	0
NSH	15	1	3	4	-3	4
NJ	5	0	0	0	1	4
NYI	3	0	0	0	-1	0
NYR	3	0	1	1	-1	0
OTT	4	0	0	0	1	4
PHI	3	0	0	0	0	0
PHX	26	3	4	7	3	28
PIT	3	0	0	0	0	0
SJS	3	0	0	0	0	5
STL	17	2	3	5	4	10
TB	3	0	2	2	0	2
TOR	4	0	0	0	-1	0
VAN	18	1	3	4	-6	2
WPG	2	0	1	1	1	0
WSH	4	2	1	3	1	0

MITCHELL'S NHL CAREER HIGHLIGHTS

Goals, Game: 2 – vs. CGY, 3/23/11

Assists, Game: 2 – four times

Points, Game: 2 – seven times

PIM, Game: 10 – at DAL, 11/18/10

+/-, Game: 2 – 10 times

TOI, Game: 20:02 – at ANA, 11/9/07

Shots, Game: 6 – three times

Goal Streak: 2g – three times

Assist Streak: 4g – 4/4-4/9/11

Point Streak: 4g – two times

Career Hat Tricks: 0

Career Shootout: 0-3

2012-13 HIGHLIGHTS

- Posted eight points (4-4=8) in 45 games during his first season with Minnesota, adding one goal in five playoff games.
- Tallied a point and plus-1 rating in three straight games (3-27-4/1).
- Notched an assist in his 300th career NHL game at CHI (3/5).
- Scored his first goal with Minnesota, the game-winning goal vs. DET (2/17).
- Missed one game due to illness (3/30).

CAREER

- Posted 81 points (34-47=81) in 325 games with Minnesota and San Jose during six NHL seasons.
- Recorded 105 points (35-70=105) and 154 PIM in 115 games during three seasons at the University of Vermont (2004-07), serving as co-captain during his junior season.
- Set career highs in assists (14), points (23), plus-minus rating (10) and shots (116) with San Jose in 2010-11.
- Named San Jose's Rookie of the Year in 2007-08 after posting 20 points (10-10=20) in 82 games.
- Led Vermont in points (35) and assists (23) in 2006-07, being named an Honorable Mention Hockey East All-Star.
- Netted 19 points (9-10=19) in 76 games with San Jose in 2011-12, ranking sixth on the Sharks with 94 hits.
- Missed the 2008-09 NHL season and the first 26 games of 2009-10 after suffering a broken leg in Sharks training camp (9/18/08) and re-injuring his leg during his second game of a conditioning assignment with Worcester (AHL) (1/18/09).
- Collected first NHL point with an assist on Jeremy Roenick's game-winning goal for San Jose at VAN (10/5/07).
- Made Stanley Cup playoffs debut in the Sharks' Western Conference Quarterfinal Game 1 vs. CGY, scoring his first career playoff goal in Game 2 (4/10/08).
- Posted first multi-point (1-1=2) playoff game with the Sharks in Game Four of the Western Conference Quarterfinals at LA (4/21/11).
- Signed an NHL entry-level contract with San Jose after his junior season at Vermont (3/21/07), making his professional debut with Worcester (AHL) at Hartford (3/23/07).
- Named to Catamount Cup All-Tournament Team and received honorable mention amongst Hockey East All-Stars in 2005-06.

CAREER TRANSACTIONS

- Signed by Minnesota as a free agent, July 1, 2012; Selected by San Jose in the fifth round (126th overall) of the 2004 NHL Entry Draft.
- Signed through 2014-15. Becomes an unrestricted free agent 2015-16.

MITCHELL'S AMATEUR/INTERNATIONAL CAREER

SEASON	TEAM	LEAGUE	REGULAR SEASON					PLAYOFFS				
			GP	G	A	PTS	PIM	GP	G	A	PTS	PIM
2002-03	Hotchkiss School	HS-CT	26	19	30	49	33	—	—	—	—	—
2003-04	Hotchkiss School	HS-CT	25	25	37	62	42	—	—	—	—	—
2004-05	Vermont	ECAC	38	11	19	30	74	—	—	—	—	—
2005-06	Vermont	HE	38	12	28	40	34	—	—	—	—	—
2006-07	Vermont	HE	39	12	23	35	46	—	—	—	—	—

MITCHELL'S PROFESSIONAL CAREER

SEASON	TEAM	LEAGUE	GP	G	A	PTS	+/-	PIM	PP	SH	GW	S	S%	BS	H	TOI	FO%
2006-07	Worcester	AHL	11	2	5	7	7	27	—	—	—	—	—	—	—	—	—
2007-08	SAN JOSE	NHL	82	10	10	20	-3	50	1	2	0	110	9.1	66	113	14:19	49.4
2008-09	SAN JOSE	NHL	—	—	—	—	—	—	—	—	—	—	—	—	—	—	—
	Worcester	AHL	2	1	0	1	0	0	—	—	—	—	—	—	—	—	—
2009-10	SAN JOSE	NHL	56	2	9	11	6	27	0	0	0	59	3.4	19	59	11:26	43.4
	Worcester	AHL	5	1	2	3	-2	10	—	—	—	—	—	—	—	—	—
2010-11	SAN JOSE	NHL	66	9	14	23	10	46	0	0	1	116	7.8	27	57	13:21	48.8
2011-12	SAN JOSE	NHL	76	9	10	19	-6	29	0	0	0	100	9.0	33	94	12:26	43.4
2012-13	MINNESOTA	NHL	45	4	4	8	-8	21	0	0	1	39	10.3	22	47	10:29	50.0
WILD TOTALS			45	4	4	8	-8	21	0	0	1	39	10.3	22	47	10:30	50.0
NHL TOTALS			325	34	47	81	-1	173	1	2	2	424	8.0	167	370	12:39	47.9

MITCHELL'S PROFESSIONAL POSTSEASON CAREER

YEAR	TEAM	LEAGUE	GP	G	A	PTS	+/-	PIM	PP	SH	GW	S	S%	BS	H	TOI	FO%
2006-07	Worcester	AHL	6	1	1	2	-5	15	—	—	—	—	—	—	—	—	—
2007-08	SAN JOSE	NHL	13	1	2	3	-2	10	1	0	0	20	5.0	3	16	14:00	55.6
2008-09	SAN JOSE	NHL	4	0	0	0	-1	2	0	0	0	9	0	1	8	9:38	51.6
2009-10	SAN JOSE	NHL	15	0	2	2	-5	2	0	0	0	21	0	3	25	13:05	50
2010-11	SAN JOSE	NHL	18	1	4	5	0	10	0	0	0	33	3.0	1	34	15:02	64.5
2011-12	SAN JOSE	NHL	5	0	1	1	0	6	0	0	0	3	0	4	4	13:02	22.2
2012-13	MINNESOTA	NHL	5	1	0	1	-4	0	0	0	0	8	12.5	5	10	11:24	33.3
WILD TOTALS			5	1	0	1	-4	0	0	0	0	8	12.5	5	10	11:24	33.3
NHL TOTALS			60	3	9	12	-12	30	1	0	0	94	3.2	17	97	13:30	53.2





ZACH
PARISE

(pah-REE-see)

11

LEFT WING

Shoots: Left

Ht: 5-11 • Wt: 197

Born: 7/28/84

Minneapolis, MN, USA

VS. NHL

TEAM	GP	G	A	PTS	+/-	PIM
ANA	9	2	3	5	2	4
BOS	25	7	10	17	0	14
BUF	26	8	9	17	4	8
CGY	9	5	3	8	-5	4
CAR	24	13	8	21	-1	10
CHI	10	1	2	3	-1	2
COL	12	3	9	12	4	4
CBJ	8	3	3	6	1	6
DAL	12	8	8	16	8	4
DET	8	4	3	7	0	2
EDM	9	3	1	4	0	6
FLA	24	7	10	17	-1	6
LA	11	2	6	8	5	0
MIN	5	1	3	4	-2	0
MTL	26	14	9	23	12	12
NSH	9	5	2	7	3	2
NJ	-	-	-	-	-	-
NYI	42	17	22	39	12	12
NYR	43	14	20	34	11	20
OTT	24	7	15	22	2	2
PHI	40	18	18	36	7	14
PHX	8	4	3	7	4	2
PIT	43	15	20	35	2	26
SJS	9	3	6	9	-2	0
STL	8	5	1	6	-7	4
TB	24	10	12	22	0	15
TOR	24	10	7	17	-2	0
VAN	9	3	2	5	-1	2
WPG	24	12	11	23	7	4
WSH	25	8	10	18	-3	8

PARISE'S NHL CAREER HIGHLIGHTS

Goals, Game: 3 – two times	Shots, Game: 10 – vs. FLA, 2/17/09
Assists, Game: 4 – two times	Goal Streak: 6g – 11/7-11/19/09
Points, Game: 4 – seven times	Assist Streak: 6g – 11/26-12/8/11
PIM, Game: 5 – vs. TB, 3/7/08	Point Streak: 10g – 11/7-11/28/09
+/-, Game: 3 – nine times	Career Hat Tricks: 2
TOI, Game: 27:30 – at WSH, 11/12/11	Career Shootout: 32-69

2012-13 HIGHLIGHTS

- Led Minnesota in goals (18), points (38), power-play goals (7), game-winning goals (4), shots (182), three-point games (3) and ranked T-2nd in multi-point games (7) in 48 games during his first season with the Wild.
- Scored his 200th career NHL goal at PHX (2/4), becoming the 36th American-born and eighth Minnesota-born player to reach the milestone, and joining his dad, J.P., (238) to become just the second father-son duo to each score at least 200 NHL goals (Bobby (610) and Brett (741) Hull).
- Ranked third in the NHL in shots and 14th in TOI/game (20:40) amongst all forwards.
- Matched single-game career high with plus-3 rating at COL, adding two assists (3/14).
- Tied Wild franchise records for most goals (5) and points (9) through a season's first five games.
- Totaled 16 points (7-9=16) in final 21 games of the regular season.
- Scored first goal with Minnesota vs. DAL (1/20).
- Netted two assists and eight shots in Wild debut vs. COL (1/19).
- Took part in every Wild shootout, scoring on three of six attempts.
- Scored his first playoff goal with Minnesota in the Game 3 victory of the Western Conference Quarterfinal vs. CHI (5/5).

CAREER

- Registered 30 or more goals in five of the last seven season and owns 448 points (212-236=448), a plus-59 rating and 41 game-winning goals in 550 NHL games during eight seasons with New Jersey and Minnesota.
- Ranks second amongst all NHL players with 32 career shootout goals, including nine game-deciding goals, on 69 career attempts (46.4%) (Pavel Datsyuk, 33).
- Named to the 2010 Olympic All-Star Team and ranked T-3rd in tournament scoring with eight points (4-4=8) in six games after helping Team USA claim a silver medal as an alternate captain, scoring the game-tying goal with 24.4 seconds remaining to send the gold-medal game vs. Canada into overtime.
- Since entering the NHL in 2005-06, ranks T-10th amongst all players with 41 game-winning goals and 20th with 212 goals.
- Led the tournament in scoring and served as an alternate captain as Team USA claimed its first-ever World Junior Championship gold medal in 2004, after leading Team USA in scoring at the 2003 World Junior Championship.
- Named to the 2009 NHL Second All-Star Team and voted New Jersey MVP, a finalist for the Lady Byng Trophy and fifth in balloting for the Hart Trophy as league MVP after setting career highs in goals (45), assists (49), points (94), plus/minus rating (30), power-play goals (14), power-play points (30), shots (364) and equaling his career best with eight game-winning goals in 2008-09.
- Totaled 116 points (49-67=116) in 76 games during two seasons (2002-04) at the University of North Dakota and was named to the 2003 WCHA All-Rookie Team, 2004 WCHA First All-Star Team, 2004 NCAA West First All-American Team and a 2004 Finalist for the Hobey Baker Award.
- Captained New Jersey to an appearance in the 2012 Stanley Cup Finals, posting 15 points (8-7=15) in 24 playoff games before falling to Los Angeles.
- Voted Devils MVP by teammates for second straight season after leading New Jersey in goals, assists, points, game-winning goals, shots, and plus-minus ranking in first season as alternate captain in 2009-10, setting career highs in goal and point streaks.
- Won a gold medal with Team USA at the 2002 World Under-18 Championship.
- Tallied 340 points (146-194=340) in 125 games during two seasons (2000-02) at Shattuck-St. Mary's school in Faribault, Minn., while also skating for the U.S. National Team Development Program in 2001-02.
- Played for Team USA at the 2005, 2007 and 2008 World Championships, serving as an alternate captain in 2008.
- Led the Devils in scoring and multi-point games, and T-1st in game-winning goals in 2007-08.
- Led New Jersey in goals, T-1st in game-winning goals and second on the team in points in 2006-07, while being named MVP of the 2007 NHL YoungStars Game.
- Missed majority of the 2010-11 season due to a knee injury suffered at LA (10/30).
- Scored the game-winning goal for New Jersey and added an assist in his NHL debut vs. PHI (10/5/05).
- Recorded his first career NHL hat trick (3-1=4) vs. MTL (11/30/07) and added his second at WSH (3/2/12).
- Notched his first career playoff goal in Game 3 of the Eastern Conference Quarterfinal at NYR (4/26/06).
- Named NHL's First Star of the Week after leading the league in scoring during that stretch with eight points (4-4=8) in four games (2/15/09).
- Upper-body injury snapped career-high 187 consecutive games-played streak (2/10/10).
- Played with Albany (AHL) during his first season of professional hockey in 2004-05, finishing second on the team in assists and points, and scoring the game-deciding goal in the 2005 AHL All-Star Game.

PARISE'S AMATEUR/INTERNATIONAL CAREER

SEASON	TEAM	LEAGUE	GP	REGULAR SEASON					PLAYOFFS				
				G	A	PTS	PIM		GP	G	A	PTS	PIM
2000-01	Shattuck-St. Mary's	HS-MN	58	69	93	162	—		—	—	—	—	—
2001-02	Shattuck-St. Mary's	HS-MN	67	77	101	178	58		—	—	—	—	—
	USNTDP	U-18	12	7	7	14	6		—	—	—	—	—
	United States	WJ-U18	8	7	3	10	6		—	—	—	—	—
2002-03	North Dakota	WCHA	39	26	35	61	34		—	—	—	—	—
	United States	WJC	7	4	4	8	4		—	—	—	—	—
2003-04	North Dakota	WCHA	37	23	32	55	24		—	—	—	—	—
	United States	WJC	6	5	6	11	4		—	—	—	—	—
2004-05	United States	Worlds	3	0	2	2	0		—	—	—	—	—
2006-07	United States	Worlds	1	0	0	0	0		—	—	—	—	—
2007-08	United States	Worlds	7	5	3	8	2		—	—	—	—	—
2009-10	United States	Olympics	6	4	4	8	0		—	—	—	—	—

PARISE'S PROFESSIONAL CAREER

SEASON	TEAM	LEAGUE	GP	G	A	PTS	+/-	PIM	PP	SH	GW	S	S%	BS	H	TOI	FO%
2004-05	Albany	AHL	73	18	40	58	—	56	—	—	—	—	—	—	—	—	—
2005-06	NEW JERSEY	NHL	81	14	18	32	-1	28	2	0	5	133	10.5	22	11	13:08	42.6
2006-07	NEW JERSEY	NHL	82	31	31	62	-3	30	9	0	7	247	12.6	36	37	17:32	44.2
2007-08	NEW JERSEY	NHL	81	32	33	65	13	25	10	1	8	266	12.0	30	76	18:04	48.1
2008-09	NEW JERSEY	NHL	82	45	49	94	30	24	14	0	8	364	12.4	17	65	18:45	44.6
2009-10	NEW JERSEY	NHL	81	38	44	82	24	32	9	1	5	347	11.0	34	108	19:46	37.5
2010-11	NEW JERSEY	NHL	13	3	6	-1	6	0	0	1	49	6.1	6	13	19:51	36.4	
2011-12	NEW JERSEY	NHL	82	31	38	69	-5	32	7	3	3	293	10.6	39	65	21:29	47.6
2012-13	MINNESOTA	NHL	48	18	20	38	2	16	7	0	4	182	9.9	41	58	20:40	33.3
WILD TOTALS			48	18	20	38	2	16	7	0	4	182	9.9	41	58	20:40	33.3
NHL TOTALS			550	212	236	448	59	193	58	5	41	1881	11.3	225	434	18:24	44.0

PARISE'S PROFESSIONAL POSTSEASON CAREER

YEAR	TEAM	LEAGUE	GP	G	A	PTS	+/-	PIM	PP	SH	GW	S	S%	BS	H	TOI	FO%
2005-06	NEW JERSEY	NHL	9	1	2	3	0	2	0	0	0	21	4.8	2	6	15:03	—
2006-07	NEW JERSEY	NHL	11	7	3	10	4	8	2	0	1	45	15.6	4	18	19:08	27.3
2007-08	NEW JERSEY	NHL	5	1	4	5	-5	2	1	0	0	20	5.0	1	11	18:29	—
2008-09	NEW JERSEY	NHL	7	3	3	6	2	2	1	0	1	29	10.3	2	17	19:02	40.0
2009-10	NEW JERSEY	NHL	5	1	3	4	0	0	0	1	0	20	5.0	3	4	20:44	25.0
2011-12	NEW JERSEY	NHL	24	8	7	15	-8	4	3	0	1	87	9.2	15	56	20:53	0.0
2012-13	MINNESOTA	NHL	5	1	0	1	-7	2	0	0	0	17	5.9	3	12	21:24	0.0
WILD TOTALS			5	1	0	1	-7	2	0	0	0	17	5.9	3	12	21:24	0.0
NHL TOTALS			66	22	22	44	-14	20	7	1	3	239	9.2	30	124	19:27	27.3

CAREER TRANSACTIONS

- Signed by Minnesota as a free agent, July 4, 2012; Selected by New Jersey in the first round (17th overall) of the 2003 NHL Entry Draft.
- Signed through 2024-25. Becomes an unrestricted free agent 2025-26.





JASON POMINVILLE

29

RIGHT WING

Shoots: Right

Ht: 6-0 • Wt: 185

Born: 11/30/82

Repentigny, QC, Canada

VS. NHL

TEAM	GP	G	A	PTS	+/-	PIM
ANA	8	1	7	8	2	0
BOS	49	15	25	40	2	10
BUF	—	—	—	—	—	—
CGY	8	2	1	3	0	4
CAR	30	13	12	25	6	10
CHI	7	3	1	4	0	0
COL	6	2	2	4	0	0
CBJ	10	7	4	11	-2	2
DAL	5	1	3	4	4	0
DET	7	1	5	6	6	0
EDM	7	1	5	6	6	0
FLA	30	11	18	29	4	12
LA	8	3	6	9	5	0
MIN	6	1	2	3	-2	0
MTL	49	8	21	29	11	14
NSH	6	3	1	4	3	0
NJ	26	9	7	16	-2	6
NYI	27	5	20	25	1	8
NYR	28	6	9	15	4	2
OTT	46	10	17	27	-4	20
PHI	28	11	16	27	-4	6
PHX	8	4	1	5	1	2
PIT	29	9	12	21	-7	19
SJS	9	4	4	8	-2	0
STL	7	3	4	7	-1	0
TB	29	16	19	35	14	8
TOR	50	18	30	48	14	10
VAN	6	2	1	3	-4	0
WPG	27	11	12	23	-4	8
WSH	30	9	11	20	1	4

POMINVILLE'S NHL CAREER HIGHLIGHTS

Goals, Game: 3 – two times	Shots, Game: 10 – at BOS, 11/10/07
Assists, Game: 3 – five times	Goal Streak: 6g – 10/20-11/2/06
Points, Game: 4 – three times	Assist Streak: 8g – 3/17-4/3/09
PIM, Game: 6 – at BOS, 11/10/07	Point Streak: 10g – 2/17-3/5/08
+/-, Game: 4 – vs. TB, 3/19/08	Career Hat Tricks: 2
TOI, Game: 26:39 – vs. NYR, 3/10/08	Career Shootout: 18-47

2012-13 HIGHLIGHTS

- After posting 25 points (10-15=25) in 37 games with Buffalo to start the season, was acquired by Minnesota (4/3) and totaled nine points (4-5=9) in 10 games with the Wild.
- Tied for 11th amongst all NHL players with 38 takeaways
- Collected 12 multi-point games, including four with Minnesota.
- Tallied seven points (3-4=7) in a four-game point streak (4/13-4/18).
- Made Wild debut at LA (4/4) and netted goal and assist in next game at CBJ (4/7) for first point with Minnesota.
- Missed the final two games of the regular season and the first three games of the Western Conference Quarterfinal vs. CHI with an upper-body injury suffered vs. LA (4/23).

CAREER

- Recorded 465 points (189-276=465), including 43 power-play goals, 21 game-winning goals, a plus-41 rating, and 147 PIM in 588 career NHL games during nine seasons with Buffalo (2003-13) and Minnesota.
- Posted 28 points (12-16=28) in 45 career NHL playoff games.
- Has not missed a game in five of the last seven seasons, seeing a 336-games played streak end by missing nine games (concussion) in 2010-11, and missed two games (upper body) in 2012-13.
- Scored five points (3-2=5) in seven games with Team USA at the 2008 World Championship, while playing on a line with Wild teammate Zach Parise. Born and raised in Quebec, he has dual citizenship because his mother is from Wisconsin.
- Tied for first amongst all QMJHL players with 57 goals in 66 games with Shawinigan in 2001-02, being named a QMJHL First Team All-Star, QMJHL Most Sportsmanlike Player, CHL Third Team All-Star and playing in the 2002 CHL All-Star Cup.
- Named 16th full-time captain in Sabres history (10/6/11), also serving as captain in March and April of 2008.
- Named a 2008 Finalist for the Lady Byng Memorial Trophy after netting career bests in points (80) and assists (53), and posting a team-best plus-16 rating and career-best 10-game point streak in 82 games with Buffalo in 2007-08.
- Scored a career-high 34 goals, including career-best, six-game goal streak, with Buffalo in 2006-07.
- Scored a goal and tallied an assist in the 2012 NHL All-Star Game.
- Eleventh player in Sabres history to register at least 50 points in at least six seasons.
- Played his 500th career NHL game vs. WPG (1/7/12).
- Scored his first career NHL hat trick (natural) during his rookie season vs. LA (1/14/06).
- Led Rochester and ranked fourth in the AHL with 34 goals, including a league-best 22 power-play goals in 2003-04, starting for the Canadian team at the 2004 Pepsi AHL All-Star Classic.
- Made his NHL debut at WSH (12/27/03), also scoring his first NHL goal at WSH (11/27/05).
- Helped Shawinigan (QMJHL) to first overall in the league in 2000-01, while playing in the 2001 CHL All-Star Cup and the 2001 CHL/NHL Top Prospects Game.

CAREER TRANSACTIONS

- Acquired by Minnesota from Buffalo along with a 2014 fourth-round draft pick in exchange for Matt Hackett, Johan Larsson, a 2013 first-round draft pick and a 2014 second-round draft pick, April 3, 2013; Selected by Buffalo in the second round (55th overall) of the 2001 NHL Entry Draft.
- Signed through 2013-14. Becomes an unrestricted free agent 2014-15.

POMINVILLE'S AMATEUR/INTERNATIONAL CAREER

SEASON	TEAM	LEAGUE	REGULAR SEASON						PLAYOFFS					
			GP	G	A	PTS	PIM		GP	G	A	PTS	PIM	
1998-99	Shawinigan	QMJHL	2	0	0	0	0		—	—	—	—	—	
1999-00	Shawinigan	QMJHL	60	4	17	21	12		—	—	—	—	—	
2000-01	Shawinigan	QMJHL	71	46	67	113	24		—	—	—	—	—	
2001-02	Shawinigan	QMJHL	66	57	64	121	32		—	—	—	—	—	
2007-08	United States	Worlds	7	2	3	5	0		—	—	—	—	—	

POMINVILLE'S PROFESSIONAL CAREER

SEASON	TEAM	LEAGUE	GP	G	A	PTS	+/-	PIM	PP	SH	GW	S	S%	BS	H	TOI	FO%
2002-03	Rochester	AHL	73	13	21	34	5	16	—	—	—	—	—	—	—	—	—
2003-04	BUFFALO	NHL	1	0	0	0	0	0	0	0	0	3	0.0	0	0	14:22	—
	Rochester	AHL	66	34	30	64	-1	30	—	—	—	—	—	—	—	—	—
2004-05	Rochester	AHL	78	30	38	68	1	43	—	—	—	—	—	—	—	—	—
2005-06	BUFFALO	NHL	57	18	12	30	-4	22	10	2	2	124	14.5	28	29	14:07	20
	Rochester	AHL	18	19	7	26	2	11	—	—	—	—	—	—	—	—	—
2006-07	BUFFALO	NHL	82	34	34	68	25	30	2	2	5	212	16.0	64	45	17:25	42.9
2007-08	BUFFALO	NHL	82	27	53	80	16	20	2	1	1	232	11.6	38	30	19:58	37.3
2008-09	BUFFALO	NHL	82	20	46	66	-4	18	6	1	2	239	8.4	50	44	19:46	37.3
2009-10	BUFFALO	NHL	82	24	38	62	13	22	8	0	2	252	9.5	41	45	18:45	35.0
2010-11	BUFFALO	NHL	73	22	30	52	1	15	5	1	2	215	10.2	50	35	18:09	43.2
2011-12	BUFFALO	NHL	82	30	43	73	-7	12	8	2	5	235	12.8	52	30	19:41	47.7
2012-13	BUFFALO	NHL	37	10	15	25	1	8	1	1	1	94	10.6	27	17	20:54	46.5
	MINNESOTA	NHL	10	4	5	9	0	0	1	0	1	24	16.7	8	4	17:31	57.9
WILD TOTALS			10	4	5	9	0	0	1	0	1	24	16.7	8	4	17:31	57.9
NHL TOTALS			588	189	276	465	41	147	43	10	21	1630	11.6	360	279	18:35	43.6

POMINVILLE'S PROFESSIONAL POSTSEASON CAREER

YEAR	TEAM	LEAGUE	GP	G	A	PTS	+/-	PIM	PP	SH	GW	S	S%	BS	H	TOI	FO%
2002-03	Rochester	AHL	3	1	1	2	-1	0	—	—	—	—	—	—	—	—	—
2003-04	Rochester	AHL	16	9	10	19	8	6	—	—	—	—	—	—	—	—	—
2005-06	BUFFALO	NHL	18	5	5	10	0	8	0	1	1	22	22.7	3	15	12:11	100.0
2006-07	BUFFALO	NHL	16	4	6	10	2	0	0	0	0	40	10.0	10	16	17:54	50.0
2009-10	BUFFALO	NHL	6	2	2	4	-1	2	0	0	1	18	11.1	4	15	20:17	25.0
2010-11	BUFFALO	NHL	5	1	3	4	0	2	0	0	1	9	11.1	4	3	15:51	36.4
2012-13	MINNESOTA	NHL	2	0	0	0	-1	0	0	0	0	4	0.0	0	2	13:32	0.0
WILD TOTALS			2	0	0	0	-1	0	0	0	0	4	0.0	0	2	13:32	0.0
NHL TOTALS			47	12	16	28	0	12	0	1	3	93	12.9	21	51	15:37	40.0





NATE
PROSSER
(PRAW-suhr)

39
DEFENSEMAN
Shoots: Right
Ht: 6-2 • Wt: 203
Born: 5/7/86
Elk River, MN, USA

VS. NHL

TEAM	GP	G	A	PTS	+/-	PIM
ANA	3	0	1	1	-1	2
BOS	1	0	0	0	0	0
BUF	1	0	0	0	-1	0
CGY	7	0	1	1	2	6
CAR	1	0	0	0	-1	5
CHI	3	0	0	0	-2	15
COL	6	0	0	0	-2	2
CBJ	4	1	0	1	0	5
DAL	6	0	1	1	0	4
DET	6	0	0	0	1	6
EDM	4	0	1	1	1	8
FLA	2	0	0	0	1	0
LA	4	0	2	2	-2	2
MIN	-	-	-	-	-	-
MTL	2	0	1	1	1	0
NSH	6	0	2	2	2	4
NJ	-	-	-	-	-	-
NYI	-	-	-	-	-	-
NYR	1	0	0	0	-2	0
OTT	-	-	-	-	-	-
PHI	-	-	-	-	-	-
PHX	2	0	0	0	-1	6
PIT	-	-	-	-	-	-
SJS	2	0	0	0	0	0
STL	3	0	1	1	-2	0
TB	-	-	-	-	-	-
TOR	1	0	0	0	0	0
VAN	6	0	1	1	-3	4
WPG	1	0	1	1	-1	0
WSH	1	0	0	0	-1	0

PROSSER'S NHL CAREER HIGHLIGHTS

Goals, Game: 1 – at CBJ, 2/7/12	Shots, Game: 3 – at DET, 3/2/12
Assists, Game: 1 – 12 times	Goal Streak: None
Points, Game: 1 – 13 times	Assist Streak: 2g – two times
PIM, Game: 15 – vs. CHI, 4/5/12	Point Streak: 2g – three times
+/-, Game: 2 – at CGY, 11/8/11	Career Hat Tricks: 0
TOI, Game: 25:53 – at COL, 2/2/12	Career Shootout: 0-0

2012-13 HIGHLIGHTS

- Led team defensemen with plus-4 rating.
- Played forward vs. LA (3/30) and at SJ (4/3) and registered season-high four hits in each game.
- Skated season-high 14:55 at DET (3/20).
- Was on ice for opposing goal for first time during season at ANA (3/1).

CAREER

- Has collected 13 points (1-12=13) and 69 penalty minutes (PIM) in 73 NHL games with Minnesota in parts of four seasons.
- Notched 64 points (12-52=64) and 178 PIM in 137 games at Colorado College.
- Led Wild and all NHL rookies in blocked shots (124) in 2011-12...Ranked seventh among rookies in TOI/game.
- Tallied first career NHL goal at CBJ (2/7/12) on the day after signing two-year contract extension with Wild.
- Ranked second amongst WCHA defensemen in scoring in 2009-10...Named to the 2010 WCHA Second All-Star Team.
- Played in 23 games with Houston Aeros (AHL) in 2011-12 and ranked second on team with a plus-9 rating.
- Ranked tied for third on Aeros with plus-12 rating in 2010-11 and second among team defensemen in scoring...Skated in all 24 playoff games as Houston advanced to Calder Cup finals.
- Signed as a free agent with Minnesota on March 18, 2010 and earned an assist in his NHL debut at EDM (4/5/10).
- Suspended one game for head-butting incident vs. CHI (4/5/12).
- Led Colorado College defensemen in goals in 2008-09 and ranked tied for first on the team with a plus-21 rating in 2007-08.
- Played three seasons with the Sioux Falls Stampede (USHL)...Helped Sioux Falls claim the Anderson Cup as 2005-06 regular season champions.
- Two-time all-conference selection at Elk River High School.

CAREER TRANSACTIONS

- Signed as a free agent by Minnesota, March 18, 2010.
- Signed through 2013-14. Becomes an unrestricted free agent 2014-15.

PROSSER'S AMATEUR/INTERNATIONAL CAREER

SEASON	TEAM	LEAGUE	GP	REGULAR SEASON					PIM	PLAYOFFS				
				G	A	PTS				GP	G	A	PTS	PIM
2003-04	Sioux Falls	USHL	32	0	7	7		35		-	-	-	-	-
2004-05	Sioux Falls	USHL	60	4	20	24		97		-	-	-	-	-
2005-06	Sioux Falls	USHL	58	3	27	30		100		14	0	5	5	16
2006-07	Colorado College	WCHA	21	0	3	3		8		-	-	-	-	-
2007-08	Colorado College	WCHA	39	3	17	20		51		-	-	-	-	-
2008-09	Colorado College	WCHA	38	5	8	13		61		-	-	-	-	-
2009-10	Colorado College	WCHA	39	4	24	28		58		-	-	-	-	-

PROSSER'S PROFESSIONAL CAREER

SEASON	TEAM	LEAGUE	GP	G	A	PTS	+/-	PIM	PP	SH	GW	S	S%	BS	H	TOI
2009-10	MINNESOTA	NHL	3	0	1	1	2	8	0	0	0	4	0	5	2	19:36
2010-11	MINNESOTA	NHL	2	0	0	0	0	0	0	0	0	1	0	2	0	14:48
	Houston	AHL	73	8	19	27		31	-	-	-	-	-	-	-	-
2011-12	MINNESOTA	NHL	51	1	11	12	-17	57	0	0	0	32	3.1	124	34	19:14
	Houston	AHL	23	0	4	4	9	10	0	0	0	28	0	-	-	-
2012-13	MINNESOTA	NHL	17	0	0	0	4	4	0	0	0	5	0.0	22	17	11:15
NHL/WILD TOTALS			73	1	12	13	-11	69	0	0	0	42	2.4	153	53	17:17

PROSSER'S PROFESSIONAL POSTSEASON CAREER

SEASON	TEAM	LEAGUE	GP	G	A	PTS	+/-	PIM	PP	SH	GW	S	S%	BS	H	TOI
2010-11	Houston	AHL	24	2	2	4	2	16	0	0	0	34	5.9	-	-	-
2012-13	MINNESOTA	NHL	DID NOT PLAY													
NHL/WILD TOTALS			NO NHL POSTSEASON EXPERIENCE													





MIKE
RUPP

27

LEFT WING

Shoots: Left
Ht: 6-5 • Wt: 235
Born: 1/13/80
Cleveland, OH, USA

VS. NHL

TEAM	GP	G	A	PTS	+/-	PIM
ANA	14	1	2	3	1	9
BOS	27	4	3	7	0	42
BUF	25	2	1	3	-1	19
CGY	10	0	0	0	2	22
CAR	25	5	3	8	-1	24
CHI	15	1	3	4	4	22
COL	13	1	3	4	8	15
CBJ	9	1	1	2	-1	13
DAL	8	1	0	1	-3	33
DET	12	0	0	0	-6	12
EDM	11	0	0	0	-2	24
FLA	23	3	3	6	1	38
LA	15	0	1	1	-3	22
MIN	10	0	2	2	0	10
MTL	22	2	1	3	-1	14
NSH	11	0	1	1	-1	13
NJ	19	0	0	0	-4	27
NYI	44	4	1	5	-5	80
NYR	37	6	3	9	2	51
OTT	25	0	4	4	-4	40
PHI	46	8	1	9	0	90
PHX	12	2	2	4	2	16
PIT	33	3	1	4	-9	34
SJS	11	1	0	1	-1	9
STL	10	0	1	1	0	7
TB	23	3	1	4	3	37
TOR	24	4	1	5	3	37
VAN	11	1	1	2	-5	15
WPG	26	1	4	5	-6	60
WSH	26	0	0	0	-2	20

RUPP'S NHL CAREER HIGHLIGHTS

Goals, Game: 3 – at NYR, 11/30/09	Shots, Game: 6 – vs. PIT, 1/29/08
Assists, Game: 2 – vs. BOS, 4/2/08	Goal Streak: 2g – three times
Points, Game: 3 – at NYR, 11/30/09	Assist Streak: 3g – 3/13/08-3/19/08
PIM, Game: 20 – at PHI, 10/25/08	Point Streak: 3g – three times
+/-, Game: 3 – at NYR, 11/30/09	Career Hat Tricks: 1
TOI, Game: 20:01 – at CGY, 3/31/04	Career Shootout: 0-0

2012-13 HIGHLIGHTS

- Ranked second on Wild in penalty minutes (PIM) during regular season and first in playoffs.
- Registered season-high eight hits at SJ (4/3) and season-high 14 PIM at DAL (3/25).
- Tallied goal and skated season-high 12:45 vs. COL (2/14)...Xcel Energy Center is 22nd building he has scored in.
- Made Wild debut vs. VAN (2/7) after being acquired in trade with the New York Rangers on Feb. 4, 2013 in exchange for Darroll Powe and Nick Palmieri.
- Missed seven games with lower-body injury.

CAREER

- Has skated with six teams during his 10-year NHL career
- Tallied the Stanley Cup-clinching goal, his first career playoff tally, added two assists for three points, and posted a plus-3 rating in Game 7 vs. ANA (6/9/03), becoming the only player in NHL history whose first career playoff goal was the Stanley Cup-clincher.
- Ranks 21st in NHL in PIM since the start of the 2006-07 season.
- Notched two goals and posted a plus-2 rating for the Rangers to capture first star honors at the NHL Winter Classic at PHI (1/2/12).
- Established playoff career-highs in games played (20), PIM (36) and shots (17) in 2012.
- Skated in his 500th career NHL game at NYI (10/15/12).
- Won the Baz Bastien Memorial "Good Guy" Award and the Edward J. DeBartolo "Community Service" Award in 2010-11...Ranked third on Pittsburgh and second among team forwards in hits (181), and second in PIM (124) and fighting majors (12)...Led Penguins with a plus-four rating in the playoffs.
- Established career highs in goals, points, games played, shots and plus-minus rating (plus-5) with Penguins in 2009-10, leading Pittsburgh in PIM and ranking second on the team with a career-high 198 hits.
- Notched his first career hat trick vs. NYR (11/30/09, Lundqvist).
- Established a career high in PIM (136) with New Jersey in 2008-09.
- Registered two goals in NHL debut vs. FLA (1/13/03) including game-winning marker on power play...Tallied goal and first NHL assist in fourth career NHL game vs. CAR (1/18/03).
- Ranked fifth on Albany (AHL) in scoring in 2001-02.
- Ranked second on Erie (OHL) in goals, PIM, third in plus minus and fourth in scoring in 1999-2000.

CAREER TRANSACTIONS

- Acquired by Minnesota from N.Y. Rangers in exchange for Darroll Powe and Nick Palmieri on Feb. 4, 2013; Signed by N.Y. Rangers as a free agent, July 1, 2011; Signed by Pittsburgh as a free agent, July 1, 2009; Signed by New Jersey as a free agent, July 10, 2006; Acquired by Columbus from Phoenix, along Jason Chimera and Cale Hulse, in exchange for Geoff Sanderson and Tim Jackman, October 8, 2005; Acquired by Phoenix from New Jersey, along with Geoff Paukovich, in exchange for Jan Hrdina, March 5, 2004; Selected by New Jersey in the third round (76th overall) of the 2000 NHL Entry Draft; Selected by N.Y. Islanders in first round (ninth overall) of 1998 NHL Entry Draft.
- Signed through 2013-14. Becomes an unrestricted free agent 2014-15.

RUPP'S AMATEUR/INTERNATIONAL CAREER

SEASON	TEAM	LEAGUE	REGULAR SEASON					PLAYOFFS				
			GP	G	A	PTS	PIM	GP	G	A	PTS	PIM
1997-98	Windsor	OHL	38	9	8	17	60	—	—	—	—	—
	Erie	OHL	26	7	3	10	57	7	3	1	4	6
1998-99	Erie	OHL	63	22	25	47	102	5	0	2	2	25
1999-00	Erie	OHL	58	32	21	53	134	13	5	5	10	22

RUPP'S PROFESSIONAL CAREER

SEASON	TEAM	LEAGUE	GP	G	A	PTS	+/-	PIM	PP	SH	GW	S	S%	BS	H	TOI	FO%
2000-01	Albany	AHL	71	10	10	20	—	63	—	—	—	—	—	—	—	—	—
2001-02	Albany	AHL	78	13	17	30	—	90	—	—	—	—	—	—	—	—	—
2002-03	NEW JERSEY	NHL	26	5	3	8	0	21	2	0	3	34	14.7	2	17	11:39	44.7
	Albany	AHL	47	8	11	19	—	74	—	—	—	—	—	—	—	—	—
2003-04	NEW JERSEY	NHL	51	6	5	11	-1	41	1	0	1	64	9.4	0	0	10:38	47.9
	PHOENIX	NHL	6	0	1	1	-3	6	0	0	0	12	0	0	0	16:59	57.4
2005-06	PHOENIX	NHL	1	0	0	0	0	0	0	0	0	1	0.0	0	0	6:30	0
	COLUMBUS	NHL	39	4	2	6	-3	58	0	0	0	38	10.5	9	37	9:04	48.1
	Syracuse	AHL	3	1	2	3	1	12	—	—	—	—	—	—	—	—	—
2006-07	NEW JERSEY	NHL	76	6	3	9	-10	92	0	0	1	60	10.0	13	117	6:27	45.5
2007-08	NEW JERSEY	NHL	64	3	6	9	-8	58	1	0	0	69	4.3	7	104	8:04	48.4
2008-09	NEW JERSEY	NHL	72	3	6	9	-2	136	0	0	0	76	3.9	13	136	8:44	51.1
2009-10	PITTSBURGH	NHL	81	13	6	19	5	120	0	0	1	87	14.9	16	198	9:03	44.1
2010-11	PITTSBURGH	NHL	81	9	8	17	-4	124	0	0	1	81	11.1	17	181	10:03	50.6
2011-12	N.Y. RANGERS	NHL	60	4	1	5	-1	97	0	0	2	97	12.9	13	103	6:39	55.9
2012-13	N.Y. RANGERS	NHL	8	0	0	0	-3	12	0	0	0	2	0.0	0	7	6:15	50.0
	MINNESOTA	NHL	32	1	3	4	1	67	0	0	0	27	3.7	9	48	8:53	63.2
WILD TOTALS			32	1	3	4	1	67	0	0	0	27	3.7	9	48	8:53	63.2
NHL TOTALS			597	54	44	98	-29	832	4	0	9	582	9.3	108	948	8:45	48.7

RUPP'S PROFESSIONAL POSTSEASON CAREER

YEAR	TEAM	LEAGUE	GP	G	A	PTS	+/-	PIM	PP	SH	GW	S	S%	BS	H	TOI	FO%
2002-03	NEW JERSEY	NHL	4	1	3	4	4	0	0	0	1	2	50	0	0	11:28	37.2
2004-05	Danbury	UHL	11	3	4	7	2	38	—	—	—	—	—	—	—	—	—
2006-07	NEW JERSEY	NHL	9	0	1	1	1	7	0	0	0	0	0.0	0	6	2:46	0
2007-08	NEW JERSEY	NHL	5	0	1	1	1	2	0	0	0	3	0	1	14	7:48	51.9
2008-09	PITTSBURGH	NHL	7	0	0	0	-2	14	0	0	0	7	0.0	2	17	6:55	0.0
2009-10	PITTSBURGH	NHL	11	0	0	0	0	8	0	0	0	5	0.0	1	32	7:28	36.4
2010-11	PITTSBURGH	NHL	7	1	1	2	4	4	0	0	0	15	6.7	1	19	9:08	54.5
2011-12	N.Y. RANGERS	NHL	20	0	0	0	-3	36	0	0	0	17	0	3	27	6:13	28.6
2012-13	MINNESOTA	NHL	4	0	0	0	-3	12	0	0	0	2	0.0	0	11	6:38	0.0
WILD TOTALS			4	0	0	0	-3	12	0	0	0	2	0.0	0	11	6:38	0.0
NHL TOTALS			67	2	6	8	2	83	0	0	1	51	3.9	8	126	6:48	42.9





MARCO SCANDELLA
(skan-DEHL-a)

6

DEFENSEMAN

Shoots: Left
Ht: 6-3 • Wt: 207
Born: 2/23/90
Montreal, QC, CAN

VS. NHL

TEAM	GP	G	A	PTS	+/-	PIM
ANA	5	1	1	2	0	0
BOS	2	0	0	0	1	0
BUF	1	0	0	0	-1	0
CGY	7	0	1	1	-4	4
CAR	1	0	1	1	0	0
CHI	4	0	2	2	0	0
COL	5	0	0	0	-6	0
CBJ	4	1	0	1	-2	0
DAL	4	0	0	0	-6	0
DET	6	0	0	0	-2	2
EDM	6	0	1	1	-6	0
FLA	3	0	0	0	1	0
LA	3	1	0	1	-1	5
MIN	-	-	-	-	-	-
MTL	1	0	0	0	1	0
NSH	6	0	1	1	-5	0
NJ	1	0	1	1	3	0
NYI	2	0	0	0	0	0
NYR	2	0	1	1	-3	2
OTT	1	0	0	0	-1	0
PHI	-	-	-	-	-	-
PHX	4	0	0	0	-3	2
PIT	2	0	0	0	3	0
SJS	5	0	1	1	3	4
STL	3	0	0	0	-2	4
TB	2	0	0	0	1	2
TOR	-	-	-	-	-	-
VAN	6	1	0	1	-2	0
WPG	2	0	1	1	-1	0
WSH	1	0	0	0	0	0

SCANDELLA'S NHL CAREER HIGHLIGHTS

Goals, Game: 1 – four times	Shots, Game: 4 – three times
Assists, Game: 1 – 11 times	Goal Streak: None
Points, Game: 1 – 15 times	Assist Streak: 2g – 11/30-12/2/11
PIM, Game: 15 – two times	Point Streak: 2g – 11/30-12/2/11
+/-, Game: 5 – vs. LA, 2/28/11	Career Hat Tricks: 0
TOI, Game: 35:32 – vs. CHI, 4/5/12	Career Shootout: 0-0

2012-13 HIGHLIGHTS

- Recorded one goal in six regular season games with Minnesota.
- Skated in all five playoff games with the Wild and led team defensemen with two points (1-1=2).
- Collected 17 points (2-15=17) in 45 regular season games with Houston and scored one goal in two playoff games.

CAREER

- Owens 14 points (3-11=14) in 83 career NHL games over parts of two seasons with Minnesota.
- Holds the Wild franchise record for TOI in a game at 35:32 vs. CHI (4/5/12).
- Scored three points (1-2=3) including the game-winning goal in the semifinals and had a plus-7 rating in six games to claim silver medal for Canada at the 2010 World Junior Championship.
- Skated in 63 games with Minnesota in 2011-12 and ranked second among NHL rookies in blocked shots (106) and TOI/game (21:46).
- Recorded first career game-winning goal at LA (12/8/11).
- Scored first NHL goal and skated 21:58 TOI in the 2011-12 season opener vs. CBJ (10/8/11).
- Made NHL debut at FLA (11/12/10) and recorded first NHL point with an assist vs. ANA (11/17/10).
- Missed 26 games due to injury in 2010-11.
- Named to QMJHL roster for 2009 Subway Super Series and led Val-d'Or defensemen in playoff scoring.
- Won a gold medal with Team Canada at the World Under-18 Championship, posting two points (1-1=2) and a plus-7 rating in seven games.
- Led Val-d'Or rookie defensemen in scoring and was named the QMJHL Prospect of the Month in December 2007.

CAREER TRANSACTIONS

- Selected by Minnesota in the second round (55th overall) of the 2008 NHL Entry Draft
- Signed through 2014-15. Becomes a restricted free agent 2015-16.

SCANDELLA'S AMATEUR/INTERNATIONAL CAREER

SEASON	TEAM	LEAGUE	REGULAR SEASON					PLAYOFFS				
			GP	G	A	PTS	PIM	GP	G	A	PTS	PIM
2007-08	Val D'Ors	QMJHL	65	4	10	14	35	4	0	1	1	4
2008-09	Val D'Ors	QMJHL	58	10	27	37	64	-	-	-	-	-
	Canada	U18	7	1	2	3	6	-	-	-	-	-
2009-10	Val D'Ors	QMJHL	31	9	22	31	41	6	2	4	6	4
	Canada	WJC	6	1	1	2	6	-	-	-	-	-

SCANDELLA'S PROFESSIONAL CAREER

SEASON	TEAM	LEAGUE	GP	G	A	PTS	+/-	PIM	PP	SH	GW	S	S%	BS	H	TOI
2008-09	Houston	AHL	2	0	0	0	-2	0	0	0	0	1	0.0	-	-	-
2009-10	Houston	AHL	7	0	1	1	2	7	0	0	0	7	0.0	-	-	-
2010-11	MINNESOTA	NHL	20	0	2	2	-9	2	0	0	0	13	0	22	20	14:58
	Houston	AHL	33	3	16	19	0	17	2	0	0	63	4.7	-	-	-
2011-12	MINNESOTA	NHL	63	3	9	12	-22	19	1	0	1	77	3.9	106	40	21:46
	Houston	AHL	9	2	3	5	4	4	0	0	0	15	13.3	-	-	-
2012-13	MINNESOTA	NHL	6	1	0	1	-1	4	0	0	0	7	14.3	4	8	14:26
	Houston	AHL	45	2	15	17	2	23	0	0	0	101	1.9	-	-	-
NHL/WILD TOTALS			89	4	11	15	-32	25	1	1	1	97	4.1	132	68	19:45

SCANDELLA'S PROFESSIONAL POSTSEASON CAREER

SEASON	TEAM	LEAGUE	GP	G	A	PTS	+/-	PIM	PP	SH	GW	S	S%	BS	H	TOI
2008-09	Houston	AHL	6	0	0	0	-4	2	0	0	0	3	0.0	-	-	-
2010-11	Houston	AHL	20	2	6	8	-3	8	2	0	0	28	7.1	-	-	-
2012-13	MINNESOTA	NHL	5	1	1	2	-1	0	0	0	0	6	16.7	10	5	18:01
	Houston	AHL	2	1	0	1	0	2	1	0	1	3	33.3	-	-	-
NHL/WILD TOTALS			5	1	1	2	-1	0	0	0	0	6	16.7	10	5	18:01





JARED
SPURGEON
(SPUHR-juhn)

46
DEFENSEMAN
Shoots: Right
Ht: 5-9 • Wt: 168
Born: 11/29/89
Edmonton, AB, CAN

VS. NHL

TEAM	GP	G	A	PTS	+/-	PIM
ANA	9	2	0	2	2	4
BOS	1	0	1	1	1	0
BUF	1	0	0	0	0	0
CGY	15	0	2	2	-5	2
CAR	1	0	0	0	-1	0
CHI	7	0	2	2	-1	0
COL	16	1	5	6	5	0
CBJ	7	0	4	4	-2	2
DAL	10	2	4	6	5	0
DET	9	0	1	1	-4	0
EDM	13	3	3	6	4	0
FLA	1	0	1	1	-1	0
LA	9	0	1	1	1	2
MIN	—	—	—	—	—	—
MTL	2	0	0	0	-2	0
NSH	6	0	0	0	-3	0
NJ	2	0	1	1	2	0
NYI	3	0	0	0	-1	0
NYR	1	0	1	1	0	0
OTT	2	0	0	0	1	0
PHI	1	0	0	0	0	0
PHX	7	1	3	4	0	0
PIT	1	0	0	0	-1	0
SJS	9	1	2	3	1	2
STL	10	1	2	3	-2	0
TB	2	0	1	1	1	0
TOR	2	0	0	0	-3	0
VAN	13	1	3	4	0	0
WPG	2	0	1	1	-1	0
WSH	—	—	—	—	—	—

SPURGEON'S NHL CAREER HIGHLIGHTS

Goals, Game: 1 – 12 times	Shots, Game: 6 – vs. CGY, 2/26/13
Assists, Game: 2 – two times	Goal Streak: 2g – 4/8-4/10/11
Points, Game: 2 – five times	Assist Streak: 4g – 2/19-2/12
PIM, Game: 2 – six times	Point Streak: 5g – 3/20-3/29/13
+/-, Game: 5 – at DAL, 3/25/13	Career Hat Tricks: 0
TOI, Game: 27:47 – at OTT, 10/11/11	Career Shootout: 0-1

2012-13 HIGHLIGHTS

- Set career highs in goals, power-play goals and game-winning tallies.
- Ranked second in scoring amongst team defensemen and third in TOI/game.
- Tallied an assist and was plus-2 in 23:05 TOI in playoff-clinching 3-1 win at COL (4/27).
- Recorded career-high five-game point streak (2-4=6, 3/20-3/29).
- Set team record for defensemen with plus-5 (along with Stoner) at DAL (3/25).
- Registered career-high six shots vs. CGY (2/26)
- Missed nine games with lower-body injury suffered vs. NSH (1/22).

CAREER

- Owns 50 points (12-38=50) including 25 power-play points (8-17=25) in 162 games in three seasons with Minnesota.
- His 12 PIM over the last three seasons are the lowest total in the NHL amongst players that have played at least 100 games.
- Led team defensemen in scoring and shots in 2011-12, ranking third on team in TOI/game, fourth in blocked shots and power-play points (2-10=12)...Missed 12 games due to injury in 2011-12.
- Recorded two PIM in 53 games during rookie season in 2010-11 to become third NHL defenseman to play in 50 or more games in a season and register two or fewer penalty minutes (Tomas Kaberle 2001-02, Bill Quackenbush 1948-49).
- Member of 2008 Spokane Chiefs Memorial Cup championship team...Tallied five assists in 21 playoff games including one helper in four Memorial Cup contests.
- Made NHL debut at CGY (11/29/10), recorded assist for first NHL point at CHI (1/25/11) and notched first career NHL goal vs. EDM (2/22/11).
- Ranked fifth in assists and ninth in scoring amongst Western Hockey League (WHL) defensemen in 2009-10.
- Was a plus-36 and ranked tied for 14th in scoring amongst WHL defensemen in 2008-09.
- Ranked tied for third in the WHL in plus-minus rating (plus-36) and 13th in scoring amongst defensemen in 2007-08.

CAREER TRANSACTIONS

- Signed as a free agent by Minnesota on Sept. 23, 2010; Selected by N.Y. Islanders in the sixth round (156th overall) of the 2008 NHL Entry Draft.
- Signed through 2015-16. Becomes a restricted free agent 2016-17.

SPURGEON'S AMATEUR/INTERNATIONAL CAREER

SEASON	TEAM	LEAGUE	REGULAR SEASON					PLAYOFFS				
			GP	G	A	PTS	PIM	GP	G	A	PTS	PIM
2004-05	Knights of Columbus	AMHL	26	9	21	30	16	—	—	—	—	—
2005-06	Spokane	WHL	46	3	9	12	28	—	—	—	—	—
2006-07	Spokane	WHL	38	4	15	19	16	—	—	—	—	—
2007-08	Spokane	WHL	69	12	31	43	19	21	0	5	5	16
	Spokane	M-Cup	—	—	—	—	—	4	0	1	1	0
2008-09	Spokane	WHL	59	10	35	45	37	12	2	3	5	10
2009-10	Spokane	WHL	54	8	43	51	18	7	0	4	4	2

SPURGEON'S PROFESSIONAL CAREER

SEASON	TEAM	LEAGUE	GP	G	A	PTS	+/-	PIM	PP	SH	GW	S	S%	BS	H	TOI
2010-11	MINNESOTA	NHL	53	4	8	12	-1	2	2	0	1	38	10.5	45	37	15:04
	Houston	AHL	23	2	7	9	-5	10	1	0	0	34	5.9	—	—	—
2011-12	MINNESOTA	NHL	70	3	20	23	-4	2	2	0	1	92	3.3	95	36	21:35
2012-13	MINNESOTA	NHL	39	5	10	15	1	4	4	0	2	67	7.5	55	46	21:33
NHL/WILD TOTALS			162	12	38	50	-4	8	8	0	4	197	6.1	195	119	19:27

SPURGEON'S PROFESSIONAL POSTSEASON CAREER

SEASON	TEAM	LEAGUE	GP	G	A	PTS	+/-	PIM	PP	SH	GW	S	S%	BS	H	TOI
2010-11	Houston	AHL	23	1	10	11	5	10	1	0	0	—	—	—	—	—
2012-13	MINNESOTA	NHL	5	0	0	0	-3	2	0	0	0	8	0.0	14	0	21:15
NHL/WILD TOTALS			5	0	0	0	-3	2	0	0	0	8	0.0	14	0	21:15





CLAYTON STONER

4

DEFENSEMAN

Shoots: Left
Ht: 6-4 • Wt: 216
Born: 2/19/85
Port McNeill, BC, CAN

VS. NHL

TEAM	GP	G	A	PTS	+/-	PIM
ANA	8	1	0	1	3	7
BOS	1	0	0	0	0	0
BUF	2	0	0	0	1	7
CGY	13	0	0	0	-1	16
CAR	3	0	0	0	-3	2
CHI	11	1	1	2	-3	9
COL	13	0	2	2	4	14
CBJ	7	0	2	2	2	16
DAL	7	0	2	2	8	2
DET	7	0	0	0	2	0
EDM	14	0	3	3	7	26
FLA	2	0	1	1	0	4
LA	9	0	1	1	-1	6
MIN	-	-	-	-	-	-
MTL	2	0	0	0	-3	5
NSH	8	0	1	1	-1	5
NJ	3	1	0	1	3	0
NYI	3	0	0	0	0	2
NYR	2	0	0	0	-1	0
OTT	2	0	2	2	-1	0
PHI	2	0	0	0	1	0
PHX	6	0	1	1	-1	2
PIT	2	0	0	0	1	2
SJS	7	0	0	0	-1	14
STL	10	0	2	2	-3	34
TB	2	0	0	0	1	0
TOR	2	0	1	1	-2	4
VAN	12	0	3	3	0	22
WPG	2	0	0	0	-1	9
WSH	2	0	1	1	0	2

STONER'S NHL CAREER HIGHLIGHTS

Goals, Game: 1 – three times	Shots, Game: 4 – four times
Assists, Game: 2 – three times	Goal Streak: None
Points, Game: 2 – three times	Assist Streak: 2g – four times
PIM, Game: 15 – two times	Point Streak: 2g – four times
+/-, Game: 5 – at DAL, 3/25/13	Career Hat Tricks: 0
TOI, Game: 24:24 – at OTT, 10/11/11	Career Shootout: 0-0

2012-13 HIGHLIGHTS

- Averaged career-best 18:13 TOI/game, ranking third on team in hits (87) and tied for third in blocked shots (57).
- Registered career-high 10 assists...Tied his career-high with pair of assists at DAL (3/25) and at EDM (4/16).
- Set team record for defensemen with plus-5 rating (along with Spurgeon) at DAL (3/25)
- Tied career high with four shots at CGY (2/23)
- Skated season-high 23:53 and registered four hits vs. NSH (1/22).

CAREER

- Totaled 26 points (3-23=26), a plus-9 rating and 212 penalty minutes (PIM) in 164 career NHL games in four seasons with Minnesota...Ranks third in franchise history in plus-minus rating for a defenseman.
- Led team defensemen and ranked third overall with plus-3 rating in 2011-12, finishing third on team in PIM despite missing 30 games due to injury.
- Nominated for 2012 Bill Masterton Memorial Trophy by Minnesota Chapter of the Professional Hockey Writers' Association.
- Led Wild with plus-5 rating and third with 96 PIM in 2010-11, ranking tied for third among NHL rookie defensemen in PIM and sixth in plus/minus amongst rookies that played more than 50 games.
- Collected career-high eight hits at CHI (1/25/11).
- First career goal came in third period of 1-0 win at NJ (1/4/11).
- Tallied first career NHL point (assist) at OTT (12/19/10) and made NHL debut at MTL (12/17/10) and logged 14:42 in ice time...Missed final 39 games of season due to abdominal/groin injury suffered at CHI (1/5).
- Netted game-winning goal in Game 7 at MIL (5/13) plus an assist to help Houston Aeros reach 2009 Conference Finals.
- Named to the WHL West Second All-Star Team in 2005.
- Led Tri-City Americans (WHL) with a plus-21 rating and named playoff Co-MVP.

CAREER TRANSACTIONS

- Selected by Minnesota in the third round (79th overall) of the 2004 NHL Entry Draft.
- Signed through 2013-14. Becomes an unrestricted free agent 2014-15.

STONER'S AMATEUR/INTERNATIONAL CAREER

SEASON	TEAM	LEAGUE	REGULAR SEASON					PLAYOFFS				
			GP	G	A	PTS	PIM	GP	G	A	PTS	PIM
2000-01	Campbell River	VJHL	47	4	16	20	57	-	-	-	-	-
2001-02	Campbell River	VJHL	42	12	35	47	199	-	-	-	-	-
2002-03	Tri-City	WHL	58	4	12	16	85	-	-	-	-	-
2003-04	Tri-City	WHL	71	7	24	31	109	11	1	1	2	8
2004-05	Tri-City	WHL	60	12	34	46	81	4	0	3	3	2

STONER'S PROFESSIONAL CAREER

SEASON	TEAM	LEAGUE	GP	G	A	PTS	+/-	PIM	PP	SH	GW	S	S%	BS	H	TOI
2005-06	Houston	AHL	73	6	18	24	6	92	3	0	2	-	-	-	-	-
2006-07	Houston	AHL	65	1	6	7	-9	104	1	0	0	-	-	-	-	-
2007-08	Houston	AHL	56	3	12	15	7	78	0	0	0	-	-	-	-	-
2008-09	Houston	AHL	63	2	22	24	6	81	0	1	0	-	-	-	-	-
2009-10	MINNESOTA	NHL	8	0	2	2	1	12	0	0	0	5	0.0	9	5	13:18
	Houston	AHL	26	3	7	10	14	52	0	0	0	-	-	-	-	-
2010-11	MINNESOTA	NHL	57	2	7	9	5	96	0	0	1	40	5	81	110	16:51
2011-12	MINNESOTA	NHL	51	1	4	5	3	62	0	0	0	47	2.1	80	72	17:35
2012-13	MINNESOTA	NHL	48	0	10	10	0	42	0	0	0	40	0.0	57	87	18:13
NHL/WILD TOTALS			164	3	23	26	9	212	0	0	1	132	2.3	222	274	17:19

STONER'S PROFESSIONAL POSTSEASON CAREER

SEASON	TEAM	LEAGUE	GP	G	A	PTS	+/-	PIM	PP	SH	GW	S	S%	BS	H	TOI
2005-06	Houston	AHL	3	1	1	2	0	7	0	0	0	-	-	-	-	-
2008-09	Houston	AHL	20	1	4	5	-6	27	1	0	1	-	-	-	-	-
2012-13	MINNESOTA	NHL	1	0	1	1	1	0	0	0	0	0	0.0	0	2	8:18
NHL/WILD TOTALS			1	0	1	1	1	0	0	0	0	0	0.0	0	2	8:18



4

CLAYTON STONER



RYAN
SUTER
(SOO-tuhr)

20
DEFENSEMAN

Shoots: Left
Ht: 6-1 • Wt: 200
Born: 1/21/85
Madison, WI, USA

VS. NHL

TEAM	GP	G	A	PTS	+/-	PIM
ANA	30	2	12	14	-3	18
BOS	6	0	4	4	3	6
BUF	6	0	3	3	-3	6
CGY	33	3	8	11	1	24
CAR	7	0	2	2	3	8
CHI	47	4	22	26	-5	38
COL	33	1	17	18	12	16
CBJ	45	2	22	24	13	36
DAL	28	2	8	10	1	27
DET	50	4	16	20	-6	33
EDM	32	3	15	18	13	18
FLA	9	1	5	6	1	8
LA	29	1	15	16	1	16
MIN	26	3	7	10	5	26
MTL	6	0	3	3	2	4
NSH	3	0	3	3	-2	4
NJ	7	0	5	5	-4	4
NYI	6	0	1	1	2	4
NYR	5	0	1	1	-4	0
OTT	6	3	4	7	2	4
PHI	7	1	2	3	-3	4
PHX	29	3	6	9	0	16
PIT	5	1	1	2	-4	2
SJS	30	2	13	15	-11	30
STL	45	1	18	19	12	22
TB	5	0	2	2	3	4
TOR	6	1	3	4	6	6
VAN	32	1	8	9	11	22
WPG	9	2	1	3	-3	4
WSH	8	1	1	2	2	10

SUTER'S NHL CAREER HIGHLIGHTS

Goals, Game: 2 – at OTT, 10/22/09
Assists, Game: 3 – three times
Points, Game: 3 – four times
PIM, Game: 7 – at DAL, 3/1/08
+/-, Game: 4 – five times
TOI, Game: 32:54 – at COL, 4/27/13

Shots, Game: 7 – vs. BUF, 12/3/11
Goal Streak: 2g – 10/31-11/1/06
Assist Streak: 6g – 12/11-12/22/10
Point Streak: 8g – 3/3-3/18/09
Career Hat Tricks: 0
Career Shootout: 0-2

2012-13 HIGHLIGHTS

- Named to the NHL First All-Star Team and a finalist for the James Norris Memorial Trophy for first time in his career (finished second in voting).
- Led NHL in TOI/game at 27:16 (franchise record) and ranked second in assists and third in scoring amongst defensemen...Skated more than 30 minutes in 10 games.
- Ranked first on team in assists and blocked shots, tied for second with seven multi-point games and third in scoring.
- Wild went 15-1-1 when he was a plus-1 or better.
- Played career-best 32:54 at COL (4/27), with plus-2 rating to help Wild clinch playoff position.
- Tied career high with three assists and was plus-3 vs. COL (3/14).
- Had seven-game point streak (1-8=9, 2/26-3/10) - one off career high.
- Skated a franchise playoff record 41:08 TOI in Game 1 of the Western Conference Quarterfinal at CHI (4/30).

CAREER

- Tallied 270 points (42-228=270), including 114 power-play points (14-100=114), 420 PIM and a plus-45 rating in 590 games during eight seasons with Nashville and Minnesota.
- Ranks seventh in the NHL in TOI/game (25:16) and tied for eighth in scoring amongst NHL defensemen since 2008-09.
- Posted careerhighs in points (46), assists (39), power play points (3-22=25) and blocked shots (116) with Nashville in 2011-12...Ranked third in the NHL in TOI/game (26:30), third among NHL defensemen in power play points, tied for sixth in assists and tied for 10th in scoring.
- Skated in 2012 NHL All-Star Game and registered an assist in 17:34 of ice time.
- Played in 500th career game vs. MIN (12/28/11) and tallied first career shorthanded goal at PHX (10/13/11).
- Has competed in 10 international competitions for the United States.
- Earned a silver medal at the 2010 Olympics serving as an alternate captain...Led the United States in TOI/game at 22:50, highlighted by a game-high 31:31 played in the Gold Medal Game...Tied for the Olympic tournament lead with plus-9 rating...Tied for first on Team USA with four assists.
- Served as captain at the 2005 World Junior Championship...Named to the All-Tournament Team leading tournament defensemen in scoring (1-7=8)...Helped United States capture its first-ever gold medal at 2004 World Junior Championship.
- Ranked second on Wisconsin with a plus-19 rating, third with 93 PIM and led team defensemen with 16 assists during freshmen campaign (2003-04)...Was teammates with Wild forward Jake Dowell...Named to the All-WCHA Third Team, the All-WCHA Rookie Team and USCHO.com's All-Rookie Team.
- Posted a career-best plus-20 rating and ranked 10th in the NHL in TOI/game at 25:12 in 2010-11.
- Led all skaters in TOI/game during 2011 playoffs (28:51)...Scored the overtime-forcing goal at 18:53 of the third period, then assisted on the winning goal in Nashville's 2OT win in Game Two of the Western Conference Semifinal at VAN (4/30)...Logged 42:01 of ice time in contest.
- Recorded 200th career assist with three helpers vs. CHI (3/31/12)
- Posted career highs in shots (143), penalty minutes (73), game-winning goals (three) and hits (87) in 2008-09.
- Established career highs in games played (82) and goals (eight) in 2006-07...Scored first career playoff goal in Game 3 of Western Conference Quarterfinal at SJ (4/16/07).
- Scored first career NHL goal, added an assist and totaled a plus-4 rating at CHI (12/21/05)...Notched an assist and logged 12:49 in NHL debut vs. SJ (10/5/05).
- Played first professional season with Milwaukee (AHL) and tied for third on team with plus-10 rating in 2004-05, leading the Admirals in playoff assists and ranking third in playoff scoring (1-5=6).
- Won USA Hockey's 2002-03 Bob Johnson Award, given annually to the U.S. player who excels in international competition...Won a gold medal at the 2002 Under-18 and Under-17 World Championships.
- Earned best defenseman honors at the 2002 Under-18 World Championship capturing a gold medal and ranked tied for first in tournament scoring among defensemen.

CAREER TRANSACTIONS

- Signed by Minnesota as a free agent, July 4, 2012; Selected by Nashville in the first round (seventh overall) of the 2003 NHL Entry Draft.
- Signed through 2024-25. Becomes an unrestricted free agent 2025-26.

SUTER'S AMATEUR/INTERNATIONAL CAREER

SEASON	TEAM	LEAGUE	REGULAR SEASON					PLAYOFFS				
			GP	G	A	PTS	PIM	GP	G	A	PTS	PIM
2000-01	Culver Academy	HS-IN	26	13	32	45	—	—	—	—	—	—
2001-02	USNTDP	U-17	8	2	11	13	21	—	—	—	—	—
	USNTDP	U-18	27	4	10	14	6	—	—	—	—	—
	USNTDP	NAHL	35	2	10	12	75	—	—	—	—	—
	United States	WJ-U18	8	1	6	7	12	—	—	—	—	—
2002-03	USNTDP	NAHL	9	2	5	7	12	—	—	—	—	—
	USNTDP	U-18	42	7	17	24	124	—	—	—	—	—
	United States	U-18	6	1	3	4	22	—	—	—	—	—
	United States	WJC	7	2	1	3	2	—	—	—	—	—
2003-04	Wisconsin	WCHA	39	3	16	19	93	—	—	—	—	—
	United States	WJC	6	0	2	2	8	—	—	—	—	—
2004-05	United States	WJC	7	1	7	8	20	—	—	—	—	—
	United States	Worlds	1	0	0	0	0	—	—	—	—	—
2005-06	United States	Worlds	7	1	1	2	10	—	—	—	—	—
2006-07	United States	Worlds	7	1	2	3	12	—	—	—	—	—
2008-09	United States	Worlds	9	1	2	3	8	—	—	—	—	—
2009-10	United States	Olympics	6	0	4	4	2	—	—	—	—	—

SUTER'S PROFESSIONAL CAREER

SEASON	TEAM	LEAGUE	GP	G	A	PTS	+/-	PIM	PP	SH	GW	S	S%	BS	H	TOI
2004-05	Milwaukee	AHL	63	7	16	23	—	70	—	—	—	—	—	—	—	—
2005-06	NASHVILLE	NHL	71	1	15	16	7	66	0	0	0	84	1.2	86	38	17:21
2006-07	NASHVILLE	NHL	82	8	16	24	10	54	1	0	0	87	9.2	69	45	20:09
2007-08	NASHVILLE	NHL	76	7	24	31	3	71	1	0	1	138	5.1	75	57	20:35
2008-09	NASHVILLE	NHL	82	7	38	45	-16	73	3	0	3	143	4.9	93	87	24:16
2009-10	NASHVILLE	NHL	82	4	33	37	4	48	2	0	1	125	3.2	112	55	23:59
2010-11	NASHVILLE	NHL	70	4	35	39	20	54	1	0	1	115	3.5	84	64	25:12
2011-12	NASHVILLE	NHL	79	7	39	46	15	30	3	1	1	134	5.2	116	46	26:30
2012-13	MINNESOTA	NHL	48	4	28	32	2	420	3	0	1	91	4.4	74	33	27:16
WILD TOTALS			48	4	28	32	2	420	3	0	1	91	4.4	74	33	27:16
NHL TOTALS			590	42	228	270	45	420	14	1	8	917	4.6	709	424	23:00

SUTER'S PROFESSIONAL POSTSEASON CAREER

SEASON	TEAM	LEAGUE	GP	G	A	PTS	+/-	PIM	PP	SH	GW	S	S%	BS	H	TOI
2004-05	Milwaukee	AHL	7	1	5	6	—	16	—	—	—	—	—	—	—	—
2006-07	NASHVILLE	NHL	5	1	0	1	0	8	0	0	0	9	11.1	6	3	23:09
2007-08	NASHVILLE	NHL	6	1	1	2	-2	4	0	0	0	6	16.7	6	5	21:12
2009-10	NASHVILLE	NHL	6	0	0	0	-1	0	0	0	0	16	0.0	9	11	24:09
2010-11	NASHVILLE	NHL	12	1	5	6	2	6	0	0	0	23	4.3	21	21	28:51
2011-12	NASHVILLE	NHL	10	1	3	4	-3	4	1	0	0	30	3.3	14	12	28:50
2012-13	MINNESOTA	NHL	5	0	0	0	-5	4	0	0	0	5	0.0	10	10	31:37
WILD TOTALS			5	0	0	0	-5	4	0	0	0	5	0.0	10	10	31:37
NHL TOTALS			44	4	9	13	-9	26	1	0	0	89	4.5	66	62	26:51





STEPHANE
VEILLEUX
(steph-AWN vay-OOH)

19

LEFT WING

Shoots: Left

Ht: 6-1 • Wt: 200

Born: 11/16/81

Beauceville, QC, CAN

VS. NHL

TEAM	GP	G	A	PTS	+/-	PIM
ANA	22	3	2	5	-3	6
BOS	7	1	0	1	-3	2
BUF	10	1	0	1	-2	7
CGY	34	2	3	5	-12	43
CAR	12	1	2	3	2	4
CHI	22	4	5	9	-4	34
COL	34	5	5	10	0	10
CBJ	19	1	2	3	-1	18
DAL	21	0	1	1	-12	14
DET	18	2	1	3	-7	15
EDM	30	3	3	6	-3	16
FLA	10	1	0	1	-2	6
LA	22	1	3	4	1	15
MIN	1	0	0	0	-1	2
MTL	7	1	1	2	0	11
NSH	19	3	6	9	2	14
NJ	7	1	0	1	-4	2
NYI	10	1	2	3	0	2
NYR	7	0	0	0	0	0
OTT	7	0	1	1	-1	11
PHI	6	1	0	1	-3	0
PHX	25	1	4	5	1	15
PIT	7	1	0	1	-1	0
SJS	21	2	5	7	0	4
STL	17	4	3	7	0	8
TB	5	0	0	0	-2	2
TOR	6	0	1	1	0	2
VAN	34	2	3	5	-3	34
WPG	8	2	0	2	-3	14
WSH	12	2	2	4	-1	6

VEILLEUX'S NHL CAREER HIGHLIGHTS

Goals, Game: 2 – two times	Shots, Game: 5 – six times
Assists, Game: 2 – two times	Goal Streak: 2g – three times
Points, Game: 2 – nine times	Assist Streak: 2g – three times
PIM, Game: 27 – vs. CHI, 4/11/06	Point Streak: 3g – 12/23-12/29/08
+/-, Game: 2 – seven times	Career Hat Tricks: 0
TOI, Game: 22:30 – at COL, 10/28/07	Career Shootout: 0-1

2012-13 HIGHLIGHTS

- Skated in two playoff games with Minnesota.
- Tallied eight points (3-5=8) and 45 penalty minutes (PIM) in 33 games with Houston (AHL)...Added two assists in three playoff games with the Aeros.

CAREER

- Compiled 101 points (46-55=101) and 317 PIM in 460 NHL games with Minnesota, Tampa Bay and New Jersey.
- Ranks fifth in Wild history in hits (396), eighth in games played (382), 10th in PIM (269) and 11th in shots (558).
- Tallied 100th career point with an assist and recorded season-high four hits and plus-2 rating at CGY (3/11/12).
- Set career highs in games played, goals, points and shots with Minnesota in 2008-09...Ranked second on team with 98 hits.
- Led Wild with career-best 113 hits in 2007-08.
- Set franchise playoff record with 25 PIM in Game 4 of the 2008 Western Conference Quarterfinals at COL (4/15/08).
- Established career highs in assists and plus-minus rating with the Wild in 2006-07...Finished second on team with 89 hits.
- Scored game-winning goal and piled up a career-high 27 PIM in a 19-second span of the third period in a 2-0 victory vs. CHI (4/11/06).
- Made NHL debut at DET (10/19/02)...Scored first career NHL point with an assist at CHI (10/24) and scored first NHL goal against at COL (10/27, Patrick Roy).
- Led Aeros in playoff scoring with 18 points (7-11=18) in 23 games as Houston won the 2003 Calder Cup.
- Helped lead Val-d'Or to the 2001 Memorial Cup Finals tallying 33 points (15-18=33) in 21 playoff games...The Foreurs lost to the Red Deer Rebels 6-5 in overtime in the championship game.

CAREER TRANSACTIONS

- Acquired from New Jersey along with D Kurtis Foster, RW Nick Palmieri, a 2012 second-round pick (Raphael Bussieres) and a 2013 third-round pick (traded to NY Islanders, Eamon McAdam) in exchange for D Marek Zidlicky on Feb. 24, 2012; Signed as a free agent by New Jersey, July 30, 2011; Signed as a free agent by Tampa Bay, July 7, 2009; Selected by Minnesota in the third round (93rd overall) of the 2001 NHL Entry Draft.
- Signed through 2014-15. Becomes an unrestricted free agent 2015-16.

VEILLEUX'S AMATEUR/INTERNATIONAL CAREER

SEASON	TEAM	LEAGUE	REGULAR SEASON					PLAYOFFS				
			GP	G	A	PTS	PIM	GP	G	A	PTS	PIM
1997-98	Beauce-Amiante	QAAA	21	20	17	37	—	1	0	0	0	0
	Levis-Lauzon College	QAAA	14	3	5	8	—	—	—	—	—	—
1998-99	Victoriaville Tigres	QMJHL	65	6	13	19	35	6	1	3	4	2
1999-00	Victoriaville Tigres	QMJHL	22	1	4	5	17	—	—	—	—	—
	Val-d'Or Foreurs	QMJHL	50	14	28	42	100	—	—	—	—	—
2000-01	Val-d'Or Foreurs	QMJHL	68	48	67	115	90	21	15	18	33	42
	Val-d'Or Foreurs	M-Cup	—	—	—	—	—	5	3	3	6	6
	United States	WJC	6	5	6	11	4	—	—	—	—	—
2004-05	United States	Worlds	3	0	2	2	0	—	—	—	—	—
2006-07	United States	Worlds	1	0	0	0	0	—	—	—	—	—
2007-08	United States	Worlds	7	5	3	8	2	—	—	—	—	—
2009-10	United States	Olympics	6	4	4	8	0	—	—	—	—	—


VEILLEUX'S PROFESSIONAL CAREER

SEASON	TEAM	LEAGUE	GP	G	A	PTS	+/-	PIM	PP	SH	GW	S	S%	BS	H	TOI	FO%
2001-02	Houston	AHL	77	13	22	35	5	113	0	2	3	—	—	—	—	—	—
2002-03	MINNESOTA	NHL	38	3	2	5	-6	23	1	0	0	52	5.8	—	—	—	—
	Houston	AHL	29	8	4	12	1	43	2	0	0	80	10	—	—	—	—
2003-04	MINNESOTA	NHL	19	2	8	10	0	20	1	1	1	37	5.4	—	—	14:20	40.0
	Houston	AHL	64	13	25	38	-11	66	3	4	2	—	—	—	—	—	—
2004-05	Houston	AHL	59	15	24	39	5	35	7	1	1	—	—	—	—	—	—
2005-06	MINNESOTA	NHL	71	7	9	16	-13	63	0	0	1	87	8	23	70	12:57	33.3
2006-07	MINNESOTA	NHL	75	7	11	18	3	47	0	0	1	84	8.3	31	89	12:17	29.9
2007-08	MINNESOTA	NHL	77	11	7	18	-13	61	0	0	0	136	8.1	25	113	14:31	37.8
2008-09	MINNESOTA	NHL	81	13	10	23	-17	40	0	1	1	146	8.9	31	98	15:47	27.3
2009-10	TAMPA BAY	NHL	77	3	6	9	-14	48	0	0	0	94	3.2	29	88	12:17	40.0
2010-11	Blues Espoo	SM-liiga	25	1	6	7	—	18	—	—	—	—	—	—	—	—	—
	HC Ambri-Piotta	Swiss-A	7	0	0	0	—	4	—	—	—	—	—	—	—	—	—
2011-12	NEW JERSEY	NHL	1	0	0	0	0	0	0	0	0	0	0	0	1	4:34	—
	MINNESOTA	NHL	21	0	2	2	-2	15	0	0	0	16	0	5	26	10:03	30.0
	Albany	AHL	40	11	11	22	3	53	4	0	3	54	—	—	—	—	—
2012-13	Houston	AHL	33	3	5	8	-10	45	0	1	0	—	—	—	—	—	—
WILD TOTALS			382	43	49	92	-51	269	2	2	4	588	7.3	115	397	13:44	29.7
NHL TOTALS			460	46	45	101	-62	317	2	2	4	652	7.1	144	485	13:20	31.1

VEILLEUX'S PROFESSIONAL POSTSEASON CAREER

YEAR	TEAM	LEAGUE	GP	G	A	PTS	+/-	PIM	PP	SH	GW	S	S%	BS	H	TOI	FO%
2001-02	Houston	AHL	14	2	4	6	—	20	—	—	—	—	—	—	—	—	—
2002-03	Houston	AHL	23	7	11	18	7	12	1	1	1	72	10	—	—	—	—
2003-04	Houston	AHL	2	1	1	2	1	2	1	0	0	—	—	—	—	—	—
2006-07	MINNESOTA	NHL	5	0	0	0	0	4	0	0	0	6	0	2	12	12:39	66.7
2007-08	MINNESOTA	NHL	6	0	0	0	-2	27	0	0	0	13	0	2	10	15:42	50
2010-11	HC Ambri-Piotta	Swiss-A	11	0	1	1	—	31	—	—	—	—	—	—	—	—	—
2012-13	MINNESOTA	NHL	2	0	0	0	0	0	0	0	0	1	0.0	0	6	7:32	0.0
	Houston	AHL	3	0	2	2	3	6	0	0	0	—	—	—	—	—	—
NHL TOTALS			13	0	0	0	-2	31	0	0	0	20	0.0	4	28	13:17	50.0





BRETT BULMER

RIGHT WING

Shoots: Right Height: 6-4 Weight: 212

Born: April 26, 1992; Prince George, British Columbia

Acquired: Selected in the second round (39th overall) of the 2010 NHL Entry Draft.

2012-13: Tallied seven points (4-3=7) with 41 PIM in 43 games in his first full season with Houston (AHL)...Skated in four playoff contests for the Aeros...**2011-12:** Began season with Minnesota, skating in nine games with three assists and six PIM before being assigned to Kelowna (WHL)...Ranked second on Rockets roster with 62 points (34-28=62) and added 93 PIM in 53 games...Ended season with Houston (AHL), posting two points (1-1=2) in six regular season games and two points (1-1=2) in four playoff contests...Tallied GWG in Aeros lone playoff win...**2010-2011:** Tallied 49 points (18-31=49) in 57 games with Kelowna...His 31 assists tied for third on the team...Registered 109 PIM...Played in 10 playoff games with Kelowna, earning six points (4-2=6) and four PIM...Missed 14 games with a leg injury...Saw action in eight playoff games with the Houston Aeros...**2009-10:** Notched 40 points (13-27=40) in his first full season in the WHL...Ranked fourth among Kelowna skaters in assists (27)...Racked up 95 PIM, good for fourth place on the squad...Posted five points (3-2=5) in 12 playoff games...Ranked No. 65 amongst North American skaters by NHL Central Scouting – up from a rank of 164 at the mid-term ranking...**2008-09:** Made his WHL debut, posting two PIM in three games with Kelowna.

REGULAR SEASON								PLAYOFFS				
SEASON	CLUB	LEAGUE	GP	G	A	PTS	PIM	GP	G	A	PTS	PIM
2008-09	Kelowna	WHL	3	0	0	0	2	—	—	—	—	—
2009-10	Kelowna	WHL	65	13	27	40	95	12	3	2	5	6
2010-11	Kelowna	WHL	57	18	31	49	109	10	4	2	6	4
	Houston	AHL	—	—	—	—	—	8	0	0	0	6
2011-12	MINNESOTA	NHL	9	0	3	3	2	—	—	—	—	—
	Kelowna	WHL	53	34	28	62	93	3	1	4	5	17
	Houston	AHL	6	1	1	2	2	4	1	1	2	2
2012-13	Houston	AHL	43	4	3	7	41	4	0	0	0	2



RAPHAEL BUSSIERES

LEFT WING


Shoots: Left Height: 6-2 Weight: 202

Born: November 5, 1993; Longueuil, Quebec

Acquired: Selected in the second round (46th overall) of the 2012 NHL Entry Draft.

2012-13: Ranked tied for 17th in the QMJHL in playoff scoring with 16 points (4-12=16) in 19 games...Ranked third on Baie-Comeau in scoring during the regular season...Named QMJHL's No. 2 Star of November with 23 points (10-13=23) and plus-11 rating in 13 contests, tying team record with an eight-game goal streak (Nov. 9-23)...Named CHL Player of the Week Nov. 19 with 10 points (4-6=10) and plus-3 rating in seven-day stretch...Had 13-game point streak (11-15=26, Oct. 28-Nov. 25)...**2011-12:** Posted 44 points (21-23=44) and 60 PIM in 56 games for Baie-Comeau...Ranked third on team in points and fifth in PIM...Added eight points (5-3=8) in five playoff games...**2010-11:** Ranked second on team with 39 points (17-22=39) for Baie-Comeau...**2009-10:** Split season with Moncton and Baie-Comeau, totaling 17 points (7-10=17) in 20 games.

REGULAR SEASON								PLAYOFFS				
SEASON	CLUB	LEAGUE	GP	G	A	PTS	PIM	GP	G	A	PTS	PIM
2009-10	Moncton	QMJHL	20	1	2	3	8	—	—	—	—	—
	Baie-Comeau	QMJHL	24	6	8	14	13	—	—	—	—	—
2010-11	Baie-Comeau	QMJHL	66	17	22	39	39	—	—	—	—	—
2011-12	Baie-Comeau	QMJHL	56	21	23	44	60	5	3	5	8	11
2012-13	Baie-Comeau	QMJHL	60	29	39	68	43	19	4	12	16	18



JOSH CARON

LEFT WING

Shoots: Left Height: 6-4 Weight: 219

Born: February 10, 1991; Campbell River, British Columbia

Acquired: Signed as a free agent September 23, 2010.

2012-13: Split the season with Orlando (ECHL) and Houston (AHL)...Tallied two points (1-1=2) and 41 PIM with the Solar Bears in 25 games and recorded seven PIM in 11 games with the Aeros...**2011-12:** Split season in the WHL between Kamloops and Everett, totaling 13 points (1-12=13) and 159 PIM...Ranked eighth in the WHL in PIM...Skated in four postseason games with Everett, notching one goal...**2010-11:** Tallied two points (1-1=2) in 27 games with the Kamloops Blazers (WHL)...Finished the season with 47 PIM and a -3 rating...Missed 41 games with a broken collar bone...**2009-10:** Recorded six points (1-5=6) in 60 games and led the Kamloops in PIM with 190...Added one assist and 10 PIM in four playoff matches...**2008-09:** Notched one assist and 50 PIM in 21 contests with the Blazers.

REGULAR SEASON								PLAYOFFS				
SEASON	CLUB	LEAGUE	GP	G	A	PTS	PIM	GP	G	A	PTS	PIM
2007-08	Merritt Centennials	BCHL	5	0	0	0	0	—	—	—	—	—
2008-09	Kamloops Blazers	WHL	21	0	1	1	50	4	0	0	0	9
2009-10	Kamloops Blazers	WHL	60	1	5	6	190	4	0	1	1	10
2010-11	Kamloops Blazers	WHL	27	1	1	2	47	—	—	—	—	—
2011-12	Kamloops	WHL	20	0	6	6	88	—	—	—	—	—
	Everett	WHL	43	1	6	7	71	4	1	0	1	4
2012-13	Houston	AHL	11	0	0	0	7	—	—	—	—	—
	Orlando	ECHL	25	1	1	2	41	—	—	—	—	—



BRIAN CONNELLY

DEFENSEMAN

Shoots: Left Height: 5-11 Weight: 180

Born: June 10, 1986; Bloomington, Minnesota


Acquired: Signed as a free agent July 6, 2012

2012-13: Led the Aeros in assists and ranked third in scoring...Ranked tied for third amongst AHL defensemen in assists and tied for eighth in scoring...Ranked second on the Aeros in playoff scoring...**2011-12:** Skated 72 AHL games with Rockford and Abbotsford, totaling 52 points (6-46=52) to rank second in league amongst defensemen...Named Second Team All-AHL...Made second straight AHL All-Star Game appearance...Acquired by Calgary from Chicago for Brendan Morrison (2/27)...**2010-11:** Finished sixth among AHL defensemen in scoring with 52 points (11-41=52) and second amongst AHL blueliners with four GWG...Named to AHL All-Star Game...**2009-10:** Honored as the Rockford's Rookie of the Year after notching 35 points (4-31=35) in 78 games...**2008-09:** Upon completing collegiate play, joined Rockford for nine games, totaling three points (1-2=3)...College: Recorded 63 points (8-55=63) and 100 PIM in 114 games during three seasons at Colorado College (2006-09) where he was teammates with Nate Prosser and Chad Rau...Played high school hockey at Bloomington Jefferson.

REGULAR SEASON								PLAYOFFS					
SEASON	CLUB	LEAGUE	GP	G	A	PTS	PIM	GP	G	A	PTS	PIM	
2004-05	Bloomington Jefferson	HS-MN		18	45	63	-	-	-	-	-	-	
	Tri-City	USHL	20	0	3	3	12	9	0	1	1	2	
2005-06	Tri-City	USHL	54	3	9	12	16	5	1	0	1	0	
2006-07	Colorado College	WCHA	35	2	15	17	22	-	-	-	-	-	
2007-08	Colorado College	WCHA	41	3	16	19	32	-	-	-	-	-	
2008-09	Colorado College	WCHA	38	3	24	27	46	-	-	-	-	-	
	Rockford	AHL	9	1	2	3	6	3	0	0	0	3	
2009-10	Rockford	AHL	78	4	31	35	28	4	0	3	3	2	
2010-11	Rockford	AHL	80	11	41	52	39	-	-	-	-	-	
2011-12	Rockford	AHL	44	5	31	36	16	-	-	-	-	-	
	Abbotsford	AHL	28	1	15	16	10	8	1	2	3	6	
2012-13	Houston	AHL	54	5	34	39	14	5	1	3	4	4	



IN THE SYSTEM



TYLER CUMA

DEFENSEMAN

Shoots: Left Height: 6-1 Weight: 194

Born: January 19, 1990; Toronto, Ontario

Acquired: Selected in the first round (23rd overall) of the 2008 NHL Entry Draft.

2012-13: Recorded 12 points (1-11=12) and 14 PIM in 42 contests with Houston...Appeared in one playoff game for the Aeros...**2011-12:** Notched nine assists and 48 PIM in 73 games with Houston...Made NHL debut with vs. CHI (4/5), recording two PIM...**2010-11:** Played in 31 games with Houston, earning four points (1-3=4) and 15 PIM in first professional season...Suffered season-ending injury vs. Peoria at Xcel Energy Center (2/13)...**2009-10:** Notched 22 points (5-17=22) in 52 games for Ottawa (OHL)...Picked up five assists and 20 PIM in 12 postseason contests...**2008-09:** Totaled nine points (1-8=9) and 27 PIM in 21 games before suffering a season-ending knee injury...**2007-08:** Recorded 32 points (4-28=32) and 69 PIM in 59 games during his second season with the Ottawa 67's...Finished second on the team among defenseman in scoring and was the only Ottawa defenseman to finish with a positive plus/minus rating (+4)...Earned a gold medal with Team Canada at the 2008 World Under-18 Championship, collecting four points (1-3=4) in seven games...**2006-07:** Was named Ottawa's Rookie of the Year after posting 19 points (3-16=19) in 63 games.

SEASON	CLUB	LEAGUE	REGULAR SEASON					PLAYOFFS				
			GP	G	A	PTS	PIM	GP	G	A	PTS	PIM
2006-07	Ottawa	OHL	63	3	16	19	55	5	0	2	2	6
2007-08	Ottawa	OHL	59	4	28	32	69	4	1	1	2	2
	Canada	WJ-U18	7	1	3	4	6	—	—	—	—	—
2008-09	Ottawa	OHL	21	1	8	9	27	—	—	—	—	—
2009-10	Ottawa	OHL	52	5	17	22	73	12	0	5	5	20
2010-11	Houston	AHL	31	1	3	4	15	—	—	—	—	—
2011-12	MINNESOTA	NHL	1	0	0	0	2	—	—	—	—	—
	Houston	AHL	73	0	9	9	48	2	0	0	0	0
2012-13	Houston	AHL	42	1	11	12	14	1	0	0	0	0



MATHEW DUMBA

DEFENSEMAN

Shoots: Right Height: 6-0 Weight: 183

Born: July 25, 1994; Regina, Saskatchewan

Acquired: Selected in the first round (7th overall) of the 2012 NHL Entry Draft.

2012-13: Played in three games with Houston after being assigned on April 15...Posted 42 points (16-26=42) in 62 matches with Red Deer (WHL)...Started NHL season with Minnesota but did not appear in a game before being reassigned to Red Deer on Jan. 12...Skated in two games as an alternative captain as Team WHL split a pair of games vs. Russia during the CHL's Subway Super Series...**2011-12:** Posted 57 points (20-37=57) and 67 PIM in 69 games for the Red Deer Rebels...Led all WHL defensemen in goals and was sixth in points, while leading Red Deer with nine PPG...Captain of Team Canada at the 2012 Under-18 World Championship, recording a tournament-best 12 points (5-7=12) in seven games...Named the Best Defenseman of the competition en route to capturing a bronze medal...**2010-11:** Named WHL's Rookie of the Year after he led the Rebels in rookie scoring (15-11=26) while recording a plus-23...Added two goals in nine post-season games...Captained Canada at the 2011 Under-18 Ivan Hlinka Memorial and recorded three points (2-1=3) in five games to help Canada capture gold...Recorded two assists in six games with Red Deer...Born in Regina, Sask., before moving to Calgary, Alberta.

SEASON	CLUB	LEAGUE	REGULAR SEASON					PLAYOFFS				
			GP	G	A	PTS	PIM	GP	G	A	PTS	PIM
2009-10	Red Deer	WHL	6	0	2	2	4	2	0	0	0	4
2010-11	Red Deer	WHL	62	15	11	26	83	9	2	0	2	20
2011-12	Red Deer	WHL	69	20	37	57	67	—	—	—	—	—
	Canada	WJ-U18	7	5	7	12	20	—	—	—	—	—
2012-13	Red Deer	WHL	62	16	26	42	80	9	2	2	4	14
	Houston	AHL	3	0	0	0	2	5	0	0	0	0

IN THE SYSTEM



JUSTIN FONTAINE

RIGHT WING

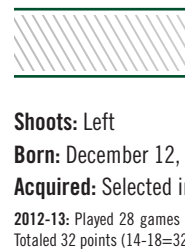
Shoots: Right Height: 5-10 Weight: 177

Born: November 6, 1987; Bonnyville, Alberta

Acquired: Signed as a free agent on April 19, 2011

2012-13: Led the Aeros in scoring and ranked 19th in the AHL...Ranked second on the Aeros in goals and assists...Led Houston in playoff scoring...**2011-12:** Ranked second on Houston in scoring during rookie season in the AHL...Was tied for sixth amongst AHL rookies in points...Scored two goals in back-to-back games (3/13-3/16)...**2010-11:** Produced 58 points (22-36=58) in 42 games during his senior season with the University of Minnesota-Duluth (WCHA) and helped his team win the 2011 NCAA Championship Title...His 58 points were the third-highest in the WCHA...Posted the second most points, second-most goals and most power-play goals (12) among teammates...**2009-10:** Tallied 46 points (21-25=46) in 39 games during his junior season with Minnesota-Duluth...Led the team in goals and ranked second in total points...Served 22 PIM...**2008-09:** Saw action in 43 games during his sophomore season with Minnesota-Duluth, posting 48 points (15-33=48)...His 33 assists led the team...Ranked second among teammates in both scoring and total points...**2007-08:** Contributed 12 points (4-8=12) during his rookie campaign with Minnesota-Duluth...Served eight PIM...**2006-07:** Skated in 52 contests with the Bonnyville Pontiacs (AJHL), tallying 71 points (30-41=71)...Led the team in total points, goals and assists...Contributed eight points (3-5=8) in just five playoff games...**2005-06:** Led the Bonnyville Pontiacs in points (81), goals (26) and assists (55) in his 50 games with the team.

SEASON	CLUB	LEAGUE	REGULAR SEASON					PLAYOFFS				
			GP	G	A	PTS	PIM	GP	G	A	PTS	PIM
2007-08	Minnesota-Duluth	WCHA	35	4	8	12	8	—	—	—	—	—
2008-09	Minnesota-Duluth	WCHA	43	15	33	48	18	—	—	—	—	—
2009-10	Minnesota-Duluth	WCHA	39	21	25	46	22	—	—	—	—	—
2010-11	Minnesota-Duluth	WCHA	42	22	36	58	42	—	—	—	—	—
2011-12	Houston	AHL	73	16	39	55	32	4	0	0	0	0
2012-13	Houston	AHL	64	23	33	56	18	5	3	5	8	4



KRIS FOUCAULT

LEFT WING

Shoots: Left Height: 6-1 Weight: 188

Born: December 12, 1990; Calgary, Alberta

Acquired: Selected in the fourth round (103rd overall) of the 2009 NHL Entry Draft.

2012-13: Played 28 games with Houston, notching 11 points (5-6=11) and appearing in four playoff games...**2011-12:** Totaled 32 points (14-18=32) and 44 PIM in 70 games with AHL Houston...Skated in one game with Minnesota, making his NHL debut vs. ANA (2/14)...**2010-11:** Registered 48 points (25-23=48) in 65 games with Calgary (WHL)...Owned 60 PIM...Made his AHL debut and played one game for the Houston Aeros...**2009-10:** Tallied 43 points (22-21=43) in 68 games with Calgary (WHL)...Totaled 16 points (9-7=16) in 23 playoff games to help Hitmen capture the WHL Championship...**2008-09:** Registered 17 points (9-10=17) in 26 games, splitting the season between Kootenay and Calgary...Scored 11 goals in 18 playoff games...**2007-08:** Served 12 PIM to go along with three points (0-3=3) in 33 games for Kootenay...**2006-07:** Made his WHL debut and played in three games with the Swift Current Broncos.

SEASON	CLUB	LEAGUE	REGULAR SEASON					PLAYOFFS				
			GP	G	A	PTS	PIM	GP	G	A	PTS	PIM
2006-07	Swift Current	WHL	3	0	0	0	0	—	—	—	—	—
2007-08	Kootenay	WHL	33	0	3	3	12	8	2	1	3	2
2008-09	Kootenay	WHL	4	0	1	1	4	—	—	—	—	—
	Calgary	WHL	22	9	7	16	12	18	11	5	16	10
2009-10	Calgary	WHL	68	22	21	43	31	23	9	7	16	21
2010-11	Calgary	WHL	65	25	23	48	60	—	—	—	—	—
	Houston	AHL	1	0	0	0	0	—	—	—	—	—
2011-12	MINNESOTA	NHL	1	0	0	0	0	—	—	—	—	—
	Houston	AHL	70	14	18	32	44	4	1	0	1	0
2012-13	Houston	AHL	28	5	6	11	4	4	0	0	0	0



MIKAEL GRANLUND

CENTER

Shoots: Left

Height: 5-10

Weight: 186


Born: February 26, 1992; Oulu, Finland

Acquired: Selected in the first round (ninth overall) of the 2010 NHL Entry Draft.

2012-13: Split the season between Houston and Minnesota...Made NHL debut vs. COL (1/19), scoring his first career NHL goal and skated 12:49...Tallied second career NHL goal at EDM (4/16)...Named AHL Rookie of the Month in October after scoring 10 points (3-7=10) and a plus-5 rating in seven games...Tallied four power-play goals with Houston...**2011-12:**

Ranked sixth in the SM-Liiga (Finland) in scoring, seventh in assists and 11th in goals despite missing 15 games...Served as captain for Finland at the 2012 World Junior Championship and ranked tied for second in tournament scoring with 11 points (2-9=11) in seven matches as Finland placed fourth...Also played for Finland at World Championship posting five points (1-4=5) as Finland finished fourth...**2010-11:** Ranked fifth on HIFK Helsinki in scoring despite missing 21 games due to injury...Co-led all SM-liiga players with 16 points (5-11=16) in 15 playoff games, helping lead his team to the league title...Won a gold medal with Finland at World Championship...Ranked second on Finland in scoring with nine points (2-7=9) in six games...**2009-10:** Named Rookie of the Year in Finland...Posted seven points (1-6=7) at the World Junior Championship and 13 points (4-9=13) at the World Under-18 Championship...Was the No. 1-ranked European skater in the 2010 NHL Entry Draft...**2008-09:** Notched three points (1-2=3) at the World Junior Championship...Tallied 13 points (2-11=13) at the Under-18 World Championship.

SEASON	CLUB	LEAGUE	REGULAR SEASON					PLAYOFFS				
			GP	G	A	PTS	PIM	GP	G	A	PTS	PIM
2007-08	Karpat Oulu	Fin-Jr. B	31	22	27	49	20	—	—	—	—	—
2008-09	Karpat Oulu	Fin-Jr. A	35	21	36	67	45	—	—	—	—	—
	Karpat Oulu	Finland	2	0	0	0	0	—	—	—	—	—
	Finland	WJ-U18	6	2	11	13	0	—	—	—	—	—
	Finland	WJC	6	2	1	3	0	—	—	—	—	—
2009-10	HIFK	Finland	43	13	27	40	2	6	1	5	6	0
	Finland	WJ-U18	6	4	9	13	4	—	—	—	—	—
	Finland	WJC	6	1	6	7	4	—	—	—	—	—
2010-11	HIFK	Finland	39	8	28	36	14	—	—	—	—	—
	Finland	Worlds	9	2	7	9	2	—	—	—	—	—
2011-12	HIFK Helsinki	Finland	45	20	31	51	18	4	0	2	2	0
2012-13	MINNESOTA	NHL	27	2	6	8	6	—	—	—	—	—
	Houston	AHL	29	10	18	28	8	5	1	1	2	4
	Finland	Worlds	4	1	2	3	0	—	—	—	—	—



TYLER GRAOVAC

CENTER

Shoots: Right

Height: 6-5

Weight: 200

Born: April 27, 1993; Brampton, Ontario

Acquired: Selected in the seventh round (191st overall) of the 2011 NHL Entry Draft.

2012-13: Signed an entry-level contract with the Wild on April 2...Awarded the 2012-13 William Hanley Trophy (OHL's Most Sportsmanlike Player)...Ranked tied for ninth in the OHL in goals...Ranked tied for ninth in OHL in playoff scoring...Traded to Belleville Jan. 5...Had hat trick Feb 13 vs. Kingston...Scored hat trick as part of a five-point game vs. Kingston

Oct. 26...Notched a natural hat trick in the opening 8:07 vs. Erie Sept. 29...Represented Team OHL in SUBWAY® Super Series...**2011-12:** Represented Team OHL in the 2011 SUBWAY® Super Series, helping his team to a 10-7 win vs. Team Russia (11/10)...Scored the game winner to force game seven in the second round and was named the first star in games six and seven (4/15-17)...**2010-11:** Registered 21 points (10-11=21) in 66 games with the Ottawa 67's (OHL)...Ranked the 120th skater by Central Scouting Service.

SEASON	CLUB	LEAGUE	REGULAR SEASON					PLAYOFFS				
			GP	G	A	PTS	PIM	GP	G	A	PTS	PIM
2009-10	Ottawa	OHL	52	2	7	9	17	12	0	0	0	2
2010-11	Ottawa	OHL	66	10	11	21	10	—	—	—	—	—
2011-12	Ottawa	OHL	50	8	19	27	31	18	4	6	10	12
2012-13	Ottawa	OHL	30	21	14	35	8	—	—	—	—	—
	Belleville	OHL	30	17	21	38	10	15	6	16	22	17



JOHAN GUSTAFSSON

GOALTENDER

Catches: Left

Height: 6-2

Weight: 199

Born: February 28, 1992; Koping, Sweden

Acquired: Selected in the sixth round (159th overall) of the 2010 NHL Entry Draft.

2012-13: Finished regular season ranked fourth amongst all goalies in Sweden's Elite League in goals against average (GAA) and fifth in save percentage (SV%)...Served as third goalie for Sweden at World Championship...**2011-12:** Posted a 1.75 GAA and a .932 SV% in 29 games to help lead Lulea HF to the best regular season record...Ranked second in the League in GAA and fifth in SV%...Helped Sweden win World Junior Championship going 5-0-0 with a 2.20 GAA, a .888 SV% and one shutout...**2010-11:** Played 26 games with Vasteras (Sweden-1), earning a 2.30 GAA and a .911 SV%...Registered two shutouts...**2009-10:** Recorded a 2.02 GAA and a .918 SV% for Sweden at the Under-18 World Championship...**2008-09:** Two appearances in the World Under-18 Championship produced a 1.00 GAA and a .964 SV%.

SEASON	CLUB	LEAGUE	REGULAR SEASON						PLAYOFFS				
			GP	W	L	OT	GAA	SO	GP	W	L	GAA	SO
2008-09	Farjestad	Swe-Jr.	15	—	—	—	1.94	—	—	—	—	—	—
	Farjestad	Swe-3	14	—	—	—	1.63	—	4	—	—	3.68	—
	Sweden	WJ-18	2	—	—	—	1.00	—	—	—	—	—	—
2009-10	Farjestad	SEL	3	—	—	—	3.96	0	—	—	—	—	—
	Skare	Swe-3	26	—	—	—	2.86	—	—	—	—	—	—
	Sweden	WJ-18	4	3	1	0	2.02	0	—	—	—	—	—
2010-11	Vasteras	Swe-1	26	—	—	—	2.30	2	—	—	—	—	—
2011-12	Lulea	Sweden	29	18	11	0	1.75	6	3	1	2	3.36	0
	Sweden	WJC	5	3	0	0	2.20	1	—	—	—	—	—
2012-13	Lulea HF	Sweden	33	20	13	0	1.70	4	15	8	7	2.03	—

ERIK HAULA

CENTER

Shoots: Left

Height: 5-11

Weight: 192

Born: March 23, 1991; Pori, Finland

Acquired: Selected in the seventh round (182nd overall) of the 2009 NHL Entry Draft.

2012-13: Signed an entry-level contract with the Wild on April 7 and appeared in six regular season games and five playoff contests with Houston (AHL)...Led the Gophers in points, assists, plus-minus and ranked second in goals during his junior season...**2011-12:** Led the University of Minnesota and ranked ninth in the nation in scoring...Gophers went 12-1-1 when he scored a goal...**2010-11:** Ranked tied for third on the team in points and tied for the lead in assists...Finished the season with a rating of plus-10...Led team in goals and second in scoring for Finland at World Junior Championship with seven points (4-3=7) in six games...**2009-10:** Named to the USHL's All-Rookie Team and All-USHL Second Team...Finished the regular season ranked tied for fifth in the USHL in points and tied for fourth in plus/minus rating (+36)...Tied for third in the USHL in playoff scoring...**2008-09:** Led Shattuck-St. Mary's in assists and ranked second in goals and points.

SEASON	CLUB	LEAGUE	REGULAR SEASON					PLAYOFFS				
			GP	G	A	PTS	PIM	GP	G	A	PTS	PIM
2007-08	Assat Pori	Fin-Jr. B	5	5	3	8	14	—	—	—	—	—
	Assat Pori	Fin-Jr. A	40	7	15	22	26	12	2	0	2	4
2008-09	Shattuck St. Mary's	HS-MN	53	26	58	84	46	—	—	—	—	—
2009-10	Omaha	USHL	56	28	44	72	59	8	2	9	11	2
2010-11	Minnesota	WCHA	34	6	18	24	22	—	—	—	—	—
	Finland	WJC	6	4	3	7	10	—	—	—	—	—
2011-12	Minnesota	WCHA	43	20	29	49	30	—	—	—	—	—
2012-13	Minnesota	WCHA	37	16	35	51	14	—	—	—	—	—
	Houston	AHL	6	0	2	2	2	5	1	1	2	4





COLTON JOBKE

DEFENSEMAN

Shoots: Left Height: 6-1 Weight: 193

Born: April 20, 1992; Vancouver, British Columbia

Acquired: Signed as a free agent September 23, 2010.

2012-13: Had surgery to repair severed tendons in his left hand after being injured Nov. 9 and returned Dec. 29...**2011-12:** Ranked second on Regina (WHL) in PIM and fourth with eight PPG...Skated in two games with Houston (AHL)...**2010-11:** Notched 10 points (1-9=10) in 51 games with the Kelowna Rockets (WHL)...Earned 84 PIM and finished the regular season with a plus-6 rating...Tallied seven PIM in nine playoff games...**2009-10:** Registered eight points (0-8=8) in 69 games with Kelowna...Earned 71 PIM...Added four assists and 14 PIM in 12 postseason games...**2008-09:** Tallied 11 points (3-8=11) in 46 games with the Penticton Vees (BCHL).

SEASON	CLUB	LEAGUE	REGULAR SEASON					PLAYOFFS				
			GP	G	A	PTS	PIM	GP	G	A	PTS	PIM
2008-09	Penticton	BCHL	46	3	8	11	11	5	0	0	0	2
2009-10	Kelowna	WHL	69	0	8	8	71	12	0	4	4	14
2010-11	Kelowna	WHL	51	1	9	10	84	9	0	0	0	7
2011-12	Regina	WHL	71	10	19	29	104	5	0	0	0	10
	Houston	AHL	2	0	0	0	0	—	—	—	—	—
2012-13	Regina	WHL	31	3	15	18	58	—	—	—	—	—
	Orlando	ECHL	3	0	0	0	10	—	—	—	—	—



STEVEN KAMPFER

DEFENSEMAN

Shoots: Right Height: 5-11 Weight: 192

Born: September 24, 1988; Ann Arbor, Michigan

Acquired: From Boston in exchange for D Greg Zanon on Feb. 27, 2012.

2012-13: Scored 21 points (4-17=21) in 55 games and 28 PIM with Houston...**2011-12:** Played with four teams during season...Skated in 13 games with Minnesota after being acquired from Boston (2/27)...Scored second goal of season at BUF (3/24)...Scored first goal with Minnesota, registered season-high three hits and skated career-high 31:29 TOI at PHX (3/8)...Missed first six games of season with knee injury suffered in the preseason vs. OTT (9/29) and final four games with a lower body injury...**2010-11:** Began season in Providence (AHL), and led team defensemen and ranked second overall with 16 points (3-13=16) in 20 games at the time of recall to Boston (12/8)...Tallied 10 points (5-5=10) and a +9 rating in 35 games with Boston...Recorded his first career multi-point game with a two points (1-1=2), including the game-winning goal vs. PHI (1/13)...Played his first NHL game vs. NYI (12/9)...Recorded his first NHL point with an assist at BUF (12/15) and scored his first NHL goal at TB (12/28, Ellis)...**2009-10:** Joined Providence at the conclusion of his senior season at the University of Michigan.

SEASON	CLUB	LEAGUE	REGULAR SEASON					PLAYOFFS				
			GP	G	A	PTS	PIM	GP	G	A	PTS	PIM
2004-05	Sioux City	USHL	47	6	13	19	91	—	—	—	—	—
2005-06	Sioux City	USHL	56	6	10	16	99	—	—	—	—	—
2006-07	U. of Michigan	CCHA	35	1	3	4	24	—	—	—	—	—
2007-08	U. of Michigan	CCHA	42	2	15	17	36	—	—	—	—	—
2008-09	U. of Michigan	CCHA	25	1	12	13	24	—	—	—	—	—
2009-10	U. of Michigan	CCHA	45	3	23	26	50	—	—	—	—	—
	Providence	AHL	6	1	2	3	4	—	—	—	—	—
2010-11	BOSTON	NHL	38	5	5	10	12	—	—	—	—	—
	Providence	AHL	22	3	13	16	12	—	—	—	—	—
2011-12	BOSTON	NHL	10	0	2	2	4	—	—	—	—	—
	MINNESOTA	NHL	23	2	3	5	6	—	—	—	—	—
	Providence	AHL	12	1	3	4	8	—	—	—	—	—
	Houston	AHL	—	—	—	—	—	4	0	0	0	2
2012-13	Houston	AHL	55	4	17	21	28	5	1	1	2	9

DARCY KUEMPER

GOALTENDER

Catches: Left Height: 6-5 Weight: 205

Born: May 5, 1990; Saskatoon, Saskatchewan

Acquired: Selected in the sixth round (161st overall) of the 2009 NHL Entry Draft.

2012-13: Split season between Minnesota, Houston (AHL) and Orlando (ECHL)...Recalled from Houston and made his NHL debut at VAN (2/12) stopping 28-of-30 shots in a 2-1 loss...Made 29 saves in a 3-2 win vs. DET (2/17) to record his first career NHL victory...Missed three games with lower-body injury (3/5-3/13)...Made two playoff appearances for Minnesota against CHI (5/7, 5/9) stopping a combined 29-of-33 shots...**2011-12:** Began season with Ontario (ECHL), posting 7-1-0 mark with 1.74 GAA and .941 SV% before being promoted to Houston...With Aeros, went 6-6-4 with 2.36 GAA, .923 SV% and one shutout...Didn't play after 3/3 due to injury...**2010-11:** Ranked first in the WHL in wins, GAA, SV% (.933) and shutouts (13)...Named WHL Goaltender and Player of the Year...**2009-10:** Finished regular season ranked tied for seventh in the WHL in wins, ninth in GAA and tied for ninth in SV% (.908)...Appeared in four games with Houston...Signed a three-year, entry-level contract with the Wild (3/16)...**2008-09:** Ranked second among WHL rookie goaltenders in wins and SV% (.898) and third in GAA.

SEASON	CLUB	LEAGUE	REGULAR SEASON						PLAYOFFS					
			GP	W	L	OT	GAA	SO	GP	W	L	GAA	SO	
2006-07	Spokane	WHL	—	—	—	—	—	—	1	0	0	0	—	
2008-09	Red Deer	WHL	55	21	25	8	2.96	3	—	—	—	—	—	
2009-10	Red Deer	WHL	61	28	23	4	2.73	3	2	—	2	5.9	—	
	Houston	AHL	4	2	1	0	2.41	0	—	—	—	—	—	
2010-11	Red Deer	WHL	62	45	12	5	1.86	13	7	4	3	2.83	—	
2011-12	Houston	AHL	19	6	6	4	2.36	1	—	—	—	—	—	
	Ontario	ECHL	8	7	1	0	1.74	0	—	—	—	—	—	
2012-13	MINNESOTA	NHL	6	1	2	0	2.08	0	2	0	0	3.29	0	
	Houston	AHL	21	13	8	0	1.88	4	2	1	1	1.51	1	
	Orlando	ECHL	3	0	2	1	2.61	0	-	-	-	-	-	

JON LANDRY

DEFENSEMAN

Shoots: Left Height: 6-2 Weight: 212

Born: May 1, 1983; Montreal, Quebec

Acquired: Signed as a free agent by Minnesota on July 12, 2013.

2012-13: Ranked second on Bridgeport (AHL) and tied for 18th in defensemen scoring...**2011-12:** Scored 20 points (2-18=20) in 34 games with Bridgeport after joining the club on a professional tryout midway through season...His 18 assists ranked third among team defensemen...Started season with the Colorado Eagles (ECHL)...**2010-11:** Ranked second on Braehead Clan (Scotland) in scoring during his first season in the United Kingdom's Elite Ice Hockey League...**2009-10:** Led Arizona Sundogs (CHL) with a plus-8 rating...Also made his Deutsche Eishockey Liga debut, appearing in nine games with the Kolner Haie (Germany)...**2008-09:** Ranked second amongst team defensemen in scoring and sixth overall on the team...**2007-08:** Posted a plus-22 rating...Helped Arizona win the Ray Miron President's Cup...**2006-07:** Played for Arizona (CHL) and Augusta (ECHL) during his first full professional season...**2005-06:** Established career highs in goals, assists and points during his senior year at Bowdoin College...Named First Team All-NESCAC and a First Team All American...Finished his four-year college career with 121 points (51-70=121) in 98 games.

SEASON	CLUB	LEAGUE	REGULAR SEASON					PLAYOFFS				
			GP	G	A	PTS	PIM	GP	G	A	PTS	PIM
2002-03	Bowdoin	NESCAC	23	11	14	25	14	—	—	—	—	—
2003-04	Bowdoin	NESCAC	24	13	20	33	20	—	—	—	—	—
2004-05	Bowdoin	NESCAC	24	11	14	25	16	—	—	—	—	—
2005-06	Bowdoin	NESCAC	27	16	22	38	37	—	—	—	—	—
	Portland	AHL	2	0	0	0	2	—	—	—	—	—
2006-07	Augusta	ECHL	2	1	0	1	2	—	—	—	—	0
	Arizona	CHL	41	7	7	14	41	14	0	0	0	4
2007-08	Arizona	CHL	60	9	33	42	70	17	3	6	9	14
2008-09	Arizona	CHL	64	11	31	42	63	—	—	—	—	—
2009-10	Arizona	CHL	38	9	22	31	54	—	—	—	—	—
	Kofner Haie	DEL	9	0	2	2	20	—	—	—	—	—
2010-11	Braehead	EIHL	54	18	40	58	67	—	—	—	—	—
2011-12	Colorado	ECHL	35	12	18	30	44	—	—	—	—	—
	Bridgeport	AHL	34	2	18	20	27	2	0	0	0	0
2012-13	Bridgeport	AHL	72	8	25	33	57	—	—	—	—	—



CARSON MCMILLAN

RIGHT WING

Shoots: Right **Height:** 6-1 **Weight:** 196

Born: September 10, 1988; Brandon, Manitoba

Acquired: Selected in the seventh round (200th overall) of the 2007 NHL Entry Draft.

2012-13: Led Houston (AHL) and ranked tied for third in the AHL with three shorthanded goals...Skated in four playoff games for the Aeros...**2011-12:** Saw action in 11 NHL games with Minnesota, notching three points (1-2=3)...Made season debut at PHI (1/17), and scored second NHL goal, a third-period GWG, at COL (1/24)...**2010-11:** Notched 22 points (12-10=22) in 78 games with the Houston Aeros and earned 80 PIM...Notched five points (2-3=5) and earned 14 PIM in 21 playoff games...Made NHL debut and scored first-career NHL goal at DET (4/3, Howard)...**2009-10:** Posted eight points (4-4=8) and 70 PIM in 56 games during his inaugural AHL campaign with Houston...**2008-09:** Set career highs in goals, assists, points and PIM with Calgary (WHL)...**2007-08:** Collected 42 points (16-26=42) and 87 PIM in 72 games with Calgary...**2006-07:** Notched 22 points (7-15=22) and 76 PIM in 72 games...**2005-06:** Picked up five points (3-2=5) and 42 PIM in 59 games as a rookie with Calgary.

SEASON	CLUB	LEAGUE	REGULAR SEASON					PLAYOFFS				
			GP	G	A	PTS	PIM	GP	G	A	PTS	PIM
2005-06	Calgary	WHL	59	3	2	5	42	13	0	0	0	2
2006-07	Calgary	WHL	72	7	15	22	76	18	2	0	2	17
2007-08	Calgary	WHL	72	16	26	42	87	16	1	0	1	22
2008-09	Calgary	WHL	68	31	41	72	93	18	3	8	11	18
2009-10	Houston	AHL	56	4	4	8	70	—	—	—	—	—
2010-11	MINNESOTA	NHL	4	1	1	2	0	—	—	—	—	—
	Houston	AHL	78	12	10	22	80	21	3	2	5	14
2011-12	MINNESOTA	NHL	11	1	2	3	11	—	—	—	—	—
	Houston	AHL	51	4	8	12	43	4	0	2	2	2
2012-13	Houston	AHL	64	9	9	18	31	4	0	0	0	2



KYLE MEDVEC

DEFENSEMAN

Shoots: Left **Height:** 6-6 **Weight:** 227

Born: June 16, 1988; Westminster, Colorado

Acquired: Selected in the fourth round (102nd overall) of the 2006 NHL Entry Draft.

2012-13: Started season with Orlando (ECHL) before being reassigned to Houston (AHL) in December...His penalty minute (PIM) total ranked third amongst team defensemen...Skated in five playoff games for Houston...**2011-12:** Skated in 56 games with Houston during first professional season...**2010-11:** Played in 29 games during his senior season with the University of Vermont (HE)...**2009-10:** Led University of Vermont defensemen in goals (five) and points (15) during junior campaign... Had a career high three assists vs. Northeastern (1/16)...**2008-09:** Totaled 12 points (2-10=12) and 40 PIM in 39 games...**2007-08:** Played 30 games in his freshman campaign with Vermont, collecting five points (1-4=5)...Notched the first assist of his career in a 1-1 tie at Boston College (10/21)...Scored the first goal of his career (2/1)...**2006-07:** Posted 18 points (4-14=18) and 83 PIM in 57 games with Sioux City in his first full USHL season...**2005-06:** Recorded 35 points (13-22=35) and 44 PIM in his senior year at Apple Valley (Minn.)...Two-time All-Lake Conference selection...Named to the 2006 Pioneer Press AP All-State Team and the Star Tribune All-Metro Team.

SEASON	CLUB	LEAGUE	REGULAR SEASON					PLAYOFFS				
			GP	G	A	PTS	PIM	GP	G	A	PTS	PIM
2005-06	Apple Valley	HS-MN	28	13	22	35	44	—	—	—	—	—
2006-07	Sioux City	USHL	57	4	14	18	83	7	0	0	0	4
2007-08	Vermont	HE	30	1	4	5	18	—	—	—	—	—
2008-09	Vermont	HE	39	2	10	12	40	—	—	—	—	—
2009-10	Vermont	HE	39	5	10	15	50	—	—	—	—	—
2010-11	Vermont	HE	29	2	4	6	28	—	—	—	—	—
2011-12	Houston	AHL	56	1	3	4	33	—	—	—	—	—
2012-13	Houston	AHL	53	6	2	8	50	5	0	0	0	2
	Orlando	ECHL	12	3	4	7	16	—	—	—	—	—



NINO NIEDERREITER

RIGHT WING

Shoots: Left **Height:** 6-2 **Weight:** 209

Born: September 8, 1992; Chur, Switzerland

Acquired: Acquired by Minnesota from the New York Islanders in exchange for Cal Clutterbuck and a 2013 third-round draft pick (Eamon McAdam), June 30, 2013.

2012-13: Ranked fifth in the AHL in shots (230), tied for 10th in goals and tied for 13th with 10 power-play goals...Recorded an assist for Eastern Conference in AHL All-Star Game...Led Switzerland with five goals and added three assists at the 2013 World Championship...Swiss earned a silver medal, its first World Championship medal in 60 years...**2011-12:** Played in 55 games with the New York Islanders...Appeared in 34-straight NHL games from Dec. 17-Feb. 26...Made NHL season debut vs. NYR (11/15)...Played in 2012 World Championship for Switzerland...**2010-11:** Started season with the Islanders and played nine games before being assigned to the WHL's Portland Winterhawks (10/28)...Made NHL debut in the Islanders season opener vs. DAL (10/9) becoming the youngest player in Islanders history (18 years, 31 days)...Scored his first-career point/goal at WSH (10/13, Neuirth), becoming the youngest player in Islanders history and the fourth youngest player of the expansion era to score an NHL goal at 18 years, 35 days old...Recorded his first-career assist at TB (10/21)...Led Portland in goals and power-play goals (12), while finishing second in points and third with plus-28 rating...Had 20 multi-point games, including three four-point efforts and two hat tricks...Led team in postseason assists and tied for second in points as the Winterhawks reached the WHL Finals...Tied for second in the WHL in playoff scoring...Had eight multi-point games in the playoffs...Captain of World Junior Team...**2009-10:** Led Portland in goals in his first North American campaign...He ranked second among WHL rookies in goals and tied for first with six game-winning goals...Selected to the WHL West Second All-Star Team...Led Portland in playoff goals and second in points...Played for Team Orr at the 2010 Canadian Hockey League Top Prospects Game, scoring the first goal of the game...Played in 2010 World Championship and World Junior Championship...Named to World Junior All-Tournament Team and led Switzerland in scoring...**2008-09:** Played for HC Davos Under-18 and Junior Teams in Switzerland...Played in three playoff games for HC Davos in Swiss League and picked up one assist...Played in the Under-18 World Junior Championship.

SEASON	CLUB	LEAGUE	REGULAR SEASON					PLAYOFFS				
			GP	G	A	PTS	PIM	GP	G	A	PTS	PIM
2007-08	Switzerland	WJ-U18	6	1	1	2	2	—	—	—	—	—
2008-09	Switzerland	WJ-U18	6	3	3	6	16	—	—	—	—	—
2009-10	Portland Winterhawks	WHL	65	36	24	60	68	13	8	8	16	16
	Switzerland	WJL	7	6	4	10	10	—	—	—	—	—
	Switzerland	Worlds	4	0	0	0	4	—	—	—	—	—
2010-11	NEW YORK ISLANDERS	NHL	9	1	1	2	8	—	—	—	—	—
	Portland Winterhawks	WHL	55	41	29	70	67	21	9	18	27	30
	Switzerland	WJL	6	2	2	4	12	—	—	—	—	—
2011-12	NEW YORK ISLANDERS	NHL	55	1	0	1	12	—	—	—	—	—
	Bridgeport Sound Tigers	AHL	6	3	1	4	4	—	—	—	—	—
	Switzerland	Worlds	6	0	0	2	0	—	—	—	—	—
2012-13	Bridgeport Sound Tigers	AHL	74	28	22	50	38	—	—	—	—	—
	Switzerland	Worlds	10	5	3	8	2	—	—	—	—	—

ZACK PHILLIPS

CENTER

Shoots: Right **Height:** 6-0 **Weight:** 194

Born: October 28, 1992; Fredericton, New Brunswick

Acquired: Selected in the first round (28th overall) of the 2011 NHL Entry Draft.

2012-13: Skated in first professional season with Houston (AHL) and led team in games played...Tallied one assist in five playoff games for Houston...**2011-12:** Ranked second on Saint John (QMJHL) in scoring...Ranked third in QMJHL in plus-minus rating (plus-47), 10th in assists and 14th in scoring...Tallied 41 points (13-28=41) during league-best 22-game point streak (10/14-12/4)...Named Sea Dogs Most Valuable Player...Named CHL Player of the Week (4/8)...Led QMJHL in playoff assists, second in plus-minus (plus-29) and third in scoring...**2010-11:** Ranked second on team in scoring...Ranked tied for third in QMJHL with a plus-48 rating...Added 24 points (9-15=24) in 17 playoff matches to help the Sea Dogs claim the 2011 MasterCard Memorial Cup title...**2009-10:** Collected 44 points (16-28=44) in 65 games during first season with Saint John...Added six points (2-4=6) in 21 playoff contests.

SEASON	CLUB	LEAGUE	REGULAR SEASON					PLAYOFFS				
			GP	G	A	PTS	PIM	GP	G	A	PTS	PIM
2009-10	Saint John	QMJHL	65	16	28	44	31	21	2	4	6	4
2010-11	Saint John	QMJHL	67	38	57	95	16	17	9	15	24	8
2011-12	Saint John	QMJHL	60	30	50	80	32	17	9	23	32	4
2012-13	Houston	AHL	71	8	19	27	10	5	0	1	1	2





IN THE SYSTEM



CHAD RAU

CENTER

Shoots: Right

Height: 5-11

Weight: 198

Born: January 18, 1987; Eden Prairie, Minnesota

Acquired: Signed as a free agent, May 17, 2010.

2012-13: Ranked third on Houston (AHL) in goals and seventh in scoring during regular season...Ranked tied for 3rd in playoff scoring...**2011-12:** Skated in nine NHL games with Minnesota...Scored goal in NHL debut vs. DAL (1/21, Lehtonen) as part of Hockey Day in Minnesota...Tallied second goal vs. BOS (2/19) as part of Hockey Day in America...**2010-11:** Ranked fifth on team in scoring...Notched nine points (6-3-9) and two PIM in 24 playoff games...**2009-10:** Ranked third on Houston in goals and fourth in scoring in first professional season...Goal total ranked tied for ninth among AHL rookies...Notched his first goal, a game winner, vs. Texas (10/9)...**College:** Totaled 140 points (73-67=140) and 26 PIM in 159 games during four seasons at Colorado College (WCHA)...Named First Team All-WCHA in 2007-08 and 2008-09 and was also named to the NCAA West Second All-America Team those seasons...**2004-05:** Led Des Moines (USHL) in goals, assists and points...Named USHL Rookie of the Year...Claimed gold medal with Team USA at the 2005 Under-18 World Championship collecting one goal in six games.

SEASON	CLUB	LEAGUE	REGULAR SEASON					PLAYOFFS				
			GP	G	A	PTS	PIM	GP	G	A	PTS	PIM
2004-05	Des Moines	USHL	57	31	40	71	32	—	—	—	—	—
2005-06	Colorado College	WCHA	42	13	17	30	8	—	—	—	—	—
2006-07	Colorado College	WCHA	39	14	17	31	4	—	—	—	—	—
2007-08	Colorado College	WCHA	40	28	14	42	8	—	—	—	—	—
2008-09	Colorado College	WCHA	38	18	19	37	6	—	—	—	—	—
2009-10	Houston	AHL	79	19	19	38	7	—	—	—	—	—
2010-11	Houston	AHL	60	13	27	40	12	24	6	3	9	2
2011-12	MINNESOTA	NHL	9	2	0	2	0	—	—	—	—	—
	Houston	AHL	67	14	21	35	2	4	0	0	0	2
2012-13	Houston	AHL	60	16	11	27	6	5	1	2	3	0



JASON ZUCKER

LEFT WING

Shoots: Left

Height: 5-11

Weight: 188

Born: January 16, 1992; Newport Beach, California

Acquired: Selected in the second round (59th overall) of the 2010 NHL Entry Draft.

2012-13: Ranked tied for first in the AHL in GWG (8), overtime goals (3), fifth in PPG (12) and tied for 12th in shots (205)...Led the Aeros in goals and ranked second in points...Named to the 2012-13 AHL All-Rookie Team...Led AHL rookies in shots, fourth in goals and fifth in scoring...Scored two points (1-1=2) in the AHL All-Star game...Recalled by Minnesota (2/16) and skated in 20 NHL games...Scored first career NHL goal in season debut vs. DET (2/17, Mrazek)...Ranked tied for second on Wild in playoff scoring...Scored overtime goal in Game 3 vs. CHI (5/5)...**2011-12:** Ranked second on University of Denver (WCHA) roster in scoring...Had nine PPG and plus-6 rating...Ranked tied for ninth in the NCAA in PPGs, tied for 13th in goals and tied for 15th in the nation in scoring...Ranked second in the WCHA in goals and tied for second in scoring...Named Second Team All-WCHA for second straight season...Named to Final Five All-Tournament Team...Notched seven points (3-4=7) in six games while captaining United States at World Junior Championship...Signed entry-level contract with Minnesota (3/27) and made NHL debut vs. FLA (3/29)...Posted two assists for first career NHL points vs. LA (3/31)...**2010-11:** Ranked second in the WCHA in goals and third in points...Was named the WCHA Freshman of the Year...Named to the Inside College Hockey All-America Rookie Team...Earned a bronze medal at the World Junior Championship, picking up one goal in four games...**2009-10:** Won gold medal at the 2009 and 2010 World Under-18 Championships as well as the 2010 World Junior Championship...**2008-09:** In 64 games with both the Under-18 and Under-17 National Team, he totaled 38 points (21-17=38) and 61 PIM...First Nevada-raised player to be drafted in the NHL...Is one of two United States players to win three gold medals in one calendar year...One of 21 American players to appear in three World Junior Championships.

SEASON	CLUB	LEAGUE	REGULAR SEASON					PLAYOFFS				
			GP	G	A	PTS	PIM	GP	G	A	PTS	PIM
2008-09	USNTDP	NAHL	36	11	4	15	55	—	—	—	—	—
	USNTDP	Ind	16	2	6	8	8	—	—	—	—	—
2009-10	USNTDP	USHL	22	11	7	18	23	—	—	—	—	—
	United States	WJ-U18	7	4	3	7	2	—	—	—	—	—
	United States	WJC	7	2	0	2	2	—	—	—	—	—
2010-11	Denver	WCHA	40	23	22	45	59	—	—	—	—	—
	United States	WJC	4	1	0	1	0	—	—	—	—	—
2011-12	MINNESOTA	NHL	6	0	2	2	2	—	—	—	—	—
	Denver University	WCHA	38	22	24	46	38	—	—	—	—	—
	United States	WJC	6	3	4	7	2	—	—	—	—	—
2012-13	MINNESOTA	NHL	20	4	1	5	8	5	1	1	2	0
	Houston	AHL	55	24	26	50	43	1	0	0	0	4

HAT TRICK

With the fuel-efficient Camry, tech-savvy Corolla and tough and powerful Tundra, the Toyota lineup gives you a winning advantage.



2014 TUNDRA

2014 COROLLA

2014 CAMRY



TOYOTA OFFICIAL VEHICLE OF THE



VISIT YOUR TWIN CITIES TOYOTA DEALER TODAY:

Maplewood Toyota
St. Paul, MN
maplewoodtoyota.com

Walser Toyota
West Bloomington, MN
walsertoyota.com

Carlson Toyota
Coon Rapids, MN
carlsontoyota.com

Inver Grove Toyota
Inver Grove Heights, MN
invergrovetoyota.com

St. Cloud Toyota
Waite Park, MN
stcloudtoyota.com

Luther Brookdale Toyota
Brooklyn Center, MN
lutherbrookdaletoyota.com

Mills Toyota
Willmar, MN
millstoyota.com

Lake Country Toyota
Baxter, MN
lakecountrytoyota.com

Rudy Luther Toyota
Golden Valley, MN
rudyluthertoyota.com

Burnsville Toyota
Burnsville, MN
burnsvilletoyota.com

Let's Go Wild



TOYOTA
Let's Go Places

BUYATOYOTA.COM
Options shown.



FUTURE WILD



ALEXANDRE BELANGER

Position: Goaltender **Catches:** Left **Height:** 6-1 **Weight:** 184

Born: August 19, 1995; Sherbrooke, Quebec

Acquired: Selected in the seventh round (200th overall) of the 2013 NHL Entry Draft.

2012-13: Posted a 24-13-1-3 record with a 3.46 GAA and a 0.875 SV% in 44 games for Rouyn-Noranda Huskies (QMJHL)... Ranked second in wins amongst QMJHL rookies and third in GAA... Went 8-5 with a 3.55 GAA and a .874 SV% in 14 playoff games... Led rookies in playoff wins... Ranked 14th amongst North American goalies in Central Scouting's final rankings... **2011-12:** Appeared in two contests with Rouyn-Noranda posting a 2.12 GAA and a .897 SV%.

SEASON	CLUB	LEAGUE	REGULAR SEASON					SO	PLAYOFFS				
			GP	W	L	OT	GAA		GP	W	L	GAA	SO
2011-12	Rouyn-Noranda	QMJHL	2	0	1	0	2.12	0	—	—	—	—	—
2012-13	Rouyn-Noranda	QMJHL	44	24	13	4	3.46	1	14	8	5	3.55	0



CHRISTOPH BERTSCHY

Position: Center **Shoots:** Right **Height:** 5-10 **Weight:** 189

Born: April 5, 1994; Fribourg, Switzerland

Acquired: Selected in the sixth round (158th overall) of the 2012 NHL Entry Draft.

2012-13: Scored six points (4-2=6) with 18 PIM in 41 contests for Bern... Totaled five points (3-2=5) and a plus-4 rating in six games with Switzerland at the World Junior Championship... Ranked second on Switzerland with six points (3-3=6) in five games at the World Junior A Challenge, as Switzerland finished third in the tournament... **2011-12:** Totaled 15 points (8-7=15) in 31 games for Bern of the Swiss League, while adding 22 points (7-15=22) in 13 games for the Bern Junior team... Skated for Switzerland at the World Junior Championship, tallying four points (2-2=4)... Ranked tied for second on team in scoring.

REGULAR SEASON								PLAYOFFS				
SEASON	CLUB	LEAGUE	GP	G	A	PTS	PIM	GP	G	A	PTS	PIM
2009-10	Bern	Swiss Jr.	4	0	1	1	0	—	—	—	—	—
2010-11	Bern	Swiss Jr.	36	16	16	32	34	—	—	—	—	—
2011-12	Bern	Swiss	31	8	8	16	10	—	—	—	—	—
	Bern	Swiss Jr.	13	7	15	22	22	—	—	—	—	—
	Switzerland	WJC	6	2	2	4	4	—	—	—	—	—
2012-13	SC Bern	Swiss	41	4	2	6	18	20	2	1	3	2



NOLAN DE JONG

Position: Defenseman **Shoots:** Left **Height:** 6-2 **Weight:** 186

Born: April 25, 1995; Victoria, British Columbia

Acquired: Selected in the seventh round (197th overall) of the 2013 NHL Entry Draft.

2012-13: Recorded 24 points (5-19=24) in 51 contests with Victoria of the British Columbia Hockey League (BCHL)... Committed to play at the University of Michigan... Ranked 111th amongst North American skaters in Central Scouting's final rankings.

REGULAR SEASON								PLAYOFFS				
SEASON	CLUB	LEAGUE	GP	G	A	PTS	PIM	GP	G	A	PTS	PIM
2011-12	Victoria	BCHL	56	2	15	17	20	-	-	-	-	-
2012-13	Victoria	BCHL	51	5	19	24	16	10	2	2	4	2

FUTURE WILD



JOHN DRAEGER

Position: Defenseman **Shoots:** Right **Height:** 6-2 **Weight:** 188

Born: December 2, 1993; Edina, MN

Acquired: Selected in the third round (68th overall) of the 2012 NHL Entry Draft.

2012-13: Finished first season with Michigan State University (CCHA), netting 10 points (1-9=10) with 22 PIM in 42 games... **2011-12:** Played for Shattuck-St. Mary's and recorded 41 points (11-30=41) in 57 games... **2010-11:** Had 11 points (3-8=11) in 54 games for Shattuck.



REGULAR SEASON								PLAYOFFS				
SEASON	CLUB	LEAGUE	GP	G	A	PTS	PIM	GP	G	A	PTS	PIM
2010-11	Shattuck-St. Mary's	HS-MN	54	3	8	11	18	—	—	—	—	—
2011-12	Shattuck-St. Mary's	HS-MN	57	11	30	41	36	—	—	—	—	—
2012-13	Michigan State	CCHA	42	1	9	10	22	—	—	—	—	—

KURTIS GABRIEL

Position: Right Wing **Shoots:** Right **Height:** 6-4 **Weight:** 214

Born: April 20, 1993; Newmarket, Ontario

Acquired: Selected in the third round (81st overall) of the 2013 NHL Entry Draft.

2012-13: Posted 28 points (13-15=28), 100 penalty minutes (PIM) and a plus-14 rating in 67 games with the Owen Sound Attack (OHL)... Tallied four power-play goals and two game-winning markers... Led team with two power-play goals and 34 PIM in playoffs and added one shorthanded tally... **2011-12:** Recorded 17 points (4-13=17) and 72 PIM in 65 contests with Owen Sound... **2010-11:** Tallied four points (1-3=4) in 40 contests during first season in OHL.



SEASON	CLUB	LEAGUE	REGULAR SEASON					PLAYOFFS				
			GP	G	A	PTS	PIM	GP	G	A	PTS	PIM
2010-11	Owen Sound	OHL	40	1	3	4	20	—	—	—	—	—
2011-12	Owen Sound	OHL	65	4	13	17	72	4	0	0	0	—
2012-13	Owen Sound	OHL	67	13	15	28	100	12	3	2	5	34

ADAM GILMOUR

Position: Center **Shoots:** Right **Height:** 6-4 **Weight:** 192

Born: January 29, 1994; Albany, NY

Acquired: Selected in the fourth round (98th overall) of the 2012 NHL Entry Draft.

2012-13: Led Muskegon (USHL) in assists, points, plus-minus rating (plus-10) and GWG (5) and fourth in goals... **2011-12:** Tallied 56 points (26-30=56) in 26 games for Nobles High School in Massachusetts... **2010-11:** Notched 27 points (11-16=27) in 27 games for Nobles... Gilmour also played at Thayer Academy with Charlie Coyle... Gilmour is committed to play collegiately at Boston College.



SEASON	CLUB	LEAGUE	REGULAR SEASON					PLAYOFFS				
			GP	G	A	PTS	PIM	GP	G	A	PTS	PIM
2010-11	Nobles	HS-MA	27	11	16	27	8	—	—	—	—	—
2011-12	Nobles	HS-MA	26	26	30	56	28	—	—	—	—	—
2012-13	Muskegon	USHL	64	19	28	47	12	3	1	0	1	10



FUTURE WILD



DANIEL GUNNARSSON

Position: Defenseman **Shoots:** Right **Height:** 6-6 **Weight:** 205

Born: April 15, 1992; Koping, Sweden

Acquired: Selected in the fifth round (128th overall) of the 2012 NHL Entry Draft.

2012-13: Posted 17 points (6-11=17) in his second season with Lulea in Swedish Elite League (SEL)...Lulea lost to Skelleftea in the playoff finals...**2011-12:** Totaled seven points (3-4=7) in 46 contests with Lulea...Notched three points (2-1=3) in six games for Lulea's junior team...**2010-11:** Collected 16 points (3-13=16) in 38 games for Leksands IF in Sweden junior league.

SEASON	CLUB	LEAGUE	REGULAR SEASON					PLAYOFFS				
			GP	G	A	PTS	PIM	GP	G	A	PTS	PIM
2008-09	Leksand	Sweden Jr.	33	1	5	6	26	—	—	—	—	—
2009-10	Leksand	Sweden 2	1	0	0	0	0	—	—	—	—	—
	Leksand	Sweden Jr.	14	2	3	5	6	—	—	—	—	—
2010-11	Leksand	Sweden 2	5	0	0	0	0	—	—	—	—	—
	Leksand	Sweden Jr.	38	3	13	16	51	—	—	—	—	—
2011-12	Lulea	Sweden	46	3	4	7	8	—	—	—	—	—
	Lulea	Sweden Jr.	6	2	1	3	8	—	—	—	—	—
2012-13	Lulea HF	Sweden	53	6	11	17	20	15	3	2	5	2



DYLAN LABBE

Position: Defenseman **Shoots:** Left **Height:** 6-2 **Weight:** 194

Born: January 9, 1995; St. Benjamin, Quebec

Acquired: Selected in the fourth round (107th overall) of the 2013 NHL Entry Draft.

2012-13: Totaled 28 points (7-21=28) and 57 PIM in 61 games during first full season with the Shawinigan Cataractes (QMJHL)...Led team defensemen and ranked fourth on team in scoring...Ranked tied for second on team with five PPGs...Ranked 74th amongst North American skaters in Central Scouting's final rankings.

SEASON	CLUB	LEAGUE	REGULAR SEASON					PLAYOFFS				
			GP	G	A	PTS	PIM	GP	G	A	PTS	PIM
2011-12	Shawinigan	QMJHL	6	0	0	0	7	4	0	1	1	0
2012-13	Shawinigan	QMJHL	61	7	21	28	57	—	—	—	—	—



MARIO LUCIA

Position: Left Wing **Shoots:** Left **Height:** 6-3 **Weight:** 195

Born: August 25, 1993; Fairbanks, Alaska

Acquired: Selected in the second round (60th overall) of the 2011 NHL Entry Draft.

2012-13: Helped Notre Dame claim the CCHA Championship and named to the CCHA All-Rookie Team...Named CCHA Offensive Player of the Week March 4...Named CCHA Rookie of the Month for December...Named CCHA Rookie of the Week Dec. 3 and 10...Totaled one assist and a plus-1 rating in seven games to help United States earn gold medal at the World Junior Championship...Suffered a broken leg before the start of the season and made his college debut Nov. 15 at Michigan...**2011-12:** Ranked tied for first in BCHL in goals and third in scoring...Ranked second on Penticton in scoring...Named to the BCHL Second All-Star Team and All-Rookie Team...Team won 42 straight regular season games (11/11-3/9)...Added 16 points (6-10=16) in 15 playoff games as Vees won RBC Cup National Championship...Ranked tied for third in league in playoff scoring...**2010-11:** Produced 54 points (30-24=54) in 27 games with Wayzata High School...Earned a plus-34 rating...Added three points (3-0=3) in six games with the U.S. National Development Team (USHL).

SEASON	CLUB	LEAGUE	REGULAR SEASON					PLAYOFFS				
			GP	G	A	PTS	PIM	GP	G	A	PTS	PIM
2009-10	Wayzata High School	MSHL	25	15	25	40	—	—	—	—	—	—
2010-11	U.S. National Development	USHL	6	3	0	3	0	—	—	—	—	—
	Wayzata High School	MSHL	27	30	24	54	—	—	—	—	—	—
2011-12	Penticton	BCHL	56	42	51	93	42	15	6	10	16	2
2012-13	Notre Dame	CCHA	32	12	11	23	18	—	—	—	—	—
	United States	WJC	7	0	1	1	0	—	—	—	—	—

FUTURE WILD



STEPHEN MICHALEK

Position: Goaltender **Catches:** Left **Height:** 6-3 **Weight:** 197

Born: August 6, 1993; Hartford, Connecticut

Acquired: Selected in the sixth round (161st overall) of the 2011 NHL Entry Draft.

2012-13: Went 7-6-3 with a 3.09 GAA and a .900 SV% in 17 games with Cedar Rapids (USHL)...**2011-12:** Went 7-7-8 in rookie season at Harvard, with 3.19 GAA and .894 SV%...Named second-team All-Ivy League and to the ECAC All-Rookie Team...Finished season with 22 starts, the third-highest total ever by a Crimson rookie...**2010-11:** Played with Loomis-Chaffee High School in Connecticut, compiling a .918 SV% and a record of 3-20-2...Made more than 1,000 saves on the season...Won a silver medal with the United States at the 2010 Under-18 Ivan Hlinka Tournament.

SEASON	CLUB	LEAGUE	REGULAR SEASON						PLAYOFFS				
			GP	W	L	OT	GAA	SO	GP	W	L	GAA	SO
2010-11	Loomis-Chaffe	High School	25	3	20	3	—	—	—	—	—	—	—
2011-12	Harvard	ECAC	24	7	7	8	3.19	0	—	—	—	—	—
2012-13	Cedar Rapids	USHL	17	7	6	3	3.09	0	—	—	—	—	—



LOUIS NANNE

Position: Left Wing **Shoots:** Left **Height:** 5-10 **Weight:** 171

Born: June 18, 1994; Edina, Minnesota

Acquired: Selected in the seventh round (188th overall) of the 2012 NHL Entry Draft.

2012-13: Totaled 41 points (19-22=41) in 45 contests in his first regular season with Penticton (BCHL)...Ranked tied for second on team in playoff scoring as the Vees fell to Surrey in double overtime in the Fred Page Cup Finals...Named BCHL Player of the Week on April 2...Scored four goals in an 8-4 win Feb. 9 vs. Alberni Valley...**2011-12:** Skated in 28 games with Edina High School, totaling 27 points (15-12=27)...**2010-11:** Collected 29 points (13-16=29) in 27 games during junior season at Edina...His grandfather, Lou, captained Team USA at the 1968 Olympics and played for the Minnesota North Stars (1968-78)...He was named Coach and General Manager of the North Stars in 1978 and stayed on as GM until 1988...Louis' father, Marty, was drafted 161st overall in 1986 by Chicago and is a scout for the Wild.

SEASON	CLUB	LEAGUE	REGULAR SEASON					PLAYOFFS				
			GP	G	A	PTS	PIM	GP	G	A	PTS	PIM
2010-11	Edina	HS-MN	27	13	16	29	12	—	—	—	—	—
2011-12	Edina	HS-MN	24	12	8	20	30	—	—	—	—	—
2012-13	Penticton	BCHL	45	19	22	41	16	15	6	6	12	4



GUSTAV OLOFSSON

Position: Defenseman **Shoots:** Left **Height:** 6-4 **Weight:** 191

Born: December 1, 1994; Boras, Sweden

Acquired: Selected in the second round (46th overall) of the 2013 NHL Entry Draft.

2012-13: Collected 23 points (2-21=23), 59 PIM and a plus-11 rating in 63 games with the Green Bay Gamblers (USHL)...Named to the USHL All-Rookie Team and played in the USHL/NHL Top Prospects Game...Ranked 51st amongst North American skaters in Central Scouting's final rankings...Committed to play at Colorado College...Grew up in Sweden and California...**2011-12:** Skated in three games with Green Bay, tallying an assist.


SEASON	CLUB	LEAGUE	REGULAR SEASON					PLAYOFFS				
			GP	G	A	PTS	PIM	GP	G	A	PTS	PIM
2011-12	Green Bay	USHL	3	0	1	1	0	—	—	—	—	—
2012-13	Green Bay	USHL	63	2	21	23	59	4	0	0	0	0





FUTURE WILD

HOW THE WILD WAS BUILT



AVERY PETERSON

Position: Center **Shoots:** Left **Height:** 6-3 **Weight:** 200

Born: June 20, 1995; Grand Rapids, Minnesota

Acquired: Selected in the sixth round (167th overall) of the 2013 NHL Entry Draft.

2012-13: Totaled 54 points (23-31=54) in 23 games with Grand Rapids High School... Scored two goals while playing for Grand Rapids in 2013 Wells Fargo Hockey Day Minnesota... Netted four points (1-3=4) in eight games with Sioux City (USHL)... Ranked 77th amongst North American skaters in Central Scouting's final rankings... 11th Minnesotan drafted by the Wild in team history... Committed to play at the University of Nebraska Omaha.

REGULAR SEASON								PLAYOFFS				
SEASON	CLUB	LEAGUE	GP	G	A	PTS	PIM	GP	G	A	PTS	PIM
2012-13	Grand Rapids	High School	23	23	31	54	2	—	—	—	—	—
	Sioux City	USHL	8	1	3	4	7	—	—	—	—	—



NICK SEELER

Position: Defenseman **Shoots:** Left **Height:** 6-2 **Weight:** 200

Born: June 3, 1993; Eden Prairie, Minnesota

Acquired: Selected in the fifth round (131st overall) of the 2011 NHL Entry Draft.

2012-13: Finished his freshman season with nine points (2-7=9) and 55 PIM in 34 games for Nebraska-Omaha (WCHA)... **2011-12:** Split season with Muskegon and Des Moines in the USHL... Named to the USHL All-Rookie Team... **2010-11:** Contributed 43 points (9-34=43), fourth-best among teammates, in 28 games during his senior season with Eden Prairie High School... Helped lead his team to the Minnesota State Championship Title, tallying six points (2-4=6) during the tournament... Registered four power-play goals on the season and led the team in with 48 PIM... **2009-10:** Registered 21 points (4-17=21) and a plus-27

rating during his junior year at Eden Prairie High School.

REGULAR SEASON								PLAYOFFS				
SEASON	CLUB	LEAGUE	GP	G	A	PTS	PIM	GP	G	A	PTS	PIM
2009-10	Eden Prairie	High School	28	4	17	21	12	—	—	—	—	—
2010-11	Eden Prairie	High School	28	9	34	43	48	—	—	—	—	—
2011-12	Muskegon	USHL	32	2	13	15	32	—	—	—	—	—
	Des Moines	USHL	26	2	11	13	33	—	—	—	—	—
2012-13	Nebraska-Omaha	WCHA	34	2	7	9	55	—	—	—	—	—



CARSON SOUCY

Position: Defenseman **Shoots:** Left **Height:** 6-5 **Weight:** 200

Born: July 27, 1994; Viking, Alberta

Acquired: Selected in the fifth round (137th overall) of the 2013 NHL Entry Draft.

2012-13: Recorded 15 points (5-10=15) and 71 PIM in 35 games with Spruce Grove in the Alberta Junior Hockey League... Netted two points (1-1=2) in 16 playoff contests and served 30 PIM for the Saints... Committed to play at the University of Minnesota-Duluth... Ranked 137th amongst North American skaters in Central Scouting's final rankings... **2011-12:** Skated in seven games with Spruce Grove, serving four PIM.

REGULAR SEASON								PLAYOFFS				
SEASON	CLUB	LEAGUE	GP	G	A	PTS	PIM	GP	G	A	PTS	PIM
2011-12	Spruce Grove	AJHL	7	0	0	0	4	—	—	—	—	—
2012-13	Spruce Grove	AJHL	35	5	10	15	71	16	1	1	2	30

YEAR	DRAFT (RD/PICK)	FREE AGENT (SIGNED)	TRADE/WAIVERS (TEAM, DATE)
2000			
2001	MIKKO KOIVU (1/6)		
2002	JOSH HARDING (2/38)		
2003			
2004	CLAYTON STONER (3/79)		
2005			
2006	KYLE MEDVEC (4/102)	NIKLAS BACKSTROM (6/1)	
2007	CARSON McMILLAN (7/200)		
2008	TYLER CUMA (1/23) MARCO SCANDELLA (2/55)		
2009	KRIS FOUCAULT (4/103) DARCY KUEMPER (6/161) ERIK HAULA (7/182)		KYLE BRODZIAK (EDM, 6/27)
2010	MIKAEL GRANLUND (1/9) BRETT BULMER (2/39) JASON ZUCKER (2/59) JOHAN GUSTAFSSON (6/159)	NATE PROSSER (3/18) CHAD RAU (5/10) JOSH CARON (9/23) COLTON JOBKE (9/23) JARED SPURGEON (9/23)	
2011	JONAS BRODIN (1/10) ZACK PHILLIPS (1/28) MARIO LUCIA (2/60) NICK SEELER (5/131) STEPHAN MICHALEK (6/161) TYLER GRAOVAC (7/191)	JUSTIN FONTAINE (4/19)	CHARLIE COYLE (SJ, 6/24) DANY HEATLEY (SJ, 7/3)
2012	MATHEW DUMBA (1/7) RAPHAEL BUSSIERES (2/46) JOHN DRAEGER (3/68) ADAM GILMOUR (4/98) DANIEL GUNNARSSON (5/128) CHRISTOPH BERTSCHY (6/158) LOUIS NANNE (7/188)	ZENON KONOPKA (7/1) TORREY MITCHELL (7/1) ZACH PARISE (7/4) RYAN SUTER (7/4) JAKE DOWELL (7/4) BRIAN CONNELLY (7/7)	STEPHANE VEILLEUX (NJ, 2/24) STEVEN KAMPFER (BOS, 2/27)
2013	GUSTAV OLOFSSON (2/46) KURTIS GABRIEL (3/81) DYLAN LABBE (4/107) CARSON SOUCY (5/137) AVERY PETERSON (6/167) NOLAN DE JONG (7/197) ALEXANDRE BELANGER (7/200)	KEITH BALLARD (7/5) MATT COOKE (7/5) JONATHAN BLUM (7/12) JON LANDRY (7/12)	MIKE RUPP (NYR, 2/4) JASON POMINVILLE (BUF, 4/3) NINO NIEDERREITER (NYI, 6/30)



2013-14 TRAINING CAMP ROSTER

2013-14 TRAINING CAMP ROSTER



#	LEFT WINGS	HT	WT	SHOOTS	BORN	BIRTHPLACE	2012-13 TEAM	LEAGUE	GP	G	A	PTS	PIM	ACQ
49	Raphael Bussieres	6-1	198	Left	11/5/93	Longueuil, Quebec	Baie-Comeau	QMJHL	60	29	39	68	43	EN/12
68	Josh Caron	6-4	216	Left	2/10/91	Campbell River, British Columbia	Orlando	ECHL	25	1	1	2	41	FA/10
24	Matt Cooke	5-11	205	Left	9/7/78	Belleville, Ontario	Pittsburgh	NHL	48	8	13	21	36	FA/13
72	Kris Foucault	6-1	206	Left	12/12/90	Calgary, Alberta	Houston	AHL	28	5	6	11	4	EN/09
11	Zach Parise	5-11	195	Left	7/28/84	Minneapolis, Minnesota	Minnesota	NHL	48	18	20	38	16	FA/12
27	Mike Rupp	6-5	243	Left	1/13/80	Cleveland, Ohio	NYR/Minnesota	NHL	40	1	3	4	79	TRD/13
80	Carter Sandiak	6-2	205	Left	5/18/93	Vancouver, British Columbia	Belleville	OHL	60	9	14	23	98	INVITEE
19	Stephane Veilleux	6-1	200	Left	11/16/81	Beauceville, Quebec	Houston	AHL	33	3	5	8	45	TRD/12
16	Jason Zucker	5-11	186	Left	1/16/92	Newport Beach, California	Minnesota	NHL	20	4	1	5	8	EN/10
#	CENTERS	HT	WT	SHOOTS	BORN	BIRTHPLACE	2012-13 TEAM	LGE	GP	G	A	PTS	PIM	ACQ
21	Kyle Brodziak	6-2	210	Right	5/25/84	St. Paul, Alberta	Minnesota	NHL	48	8	4	12	20	TRD/09
3	Charlie Coyle	6-3	222	Right	3/2/92	East Weymouth, Massachusetts	Minnesota	NHL	37	8	6	14	28	TRD/11
18	Jake Dowell	6-0	202	Left	3/4/85	Eau Claire, Wisconsin	Minnesota	NHL	2	0	0	0	0	FA/12
64	Mikael Granlund	5-10	186	Left	2/26/92	Oulu, Finland	Minnesota	NHL	27	2	6	8	6	EN/10
53	Tyler Graovac	6-5	196	Left	4/27/93	Brampton, Ontario	Ottawa/Belleville	OHL	60	38	35	73	18	EN/11
56	Erik Haula	5-11	192	Left	3/23/91	Pori, Finland	U. Minnesota	WCHA	37	16	35	51	14	EN/09
9	Mikko Koivu	6-3	217	Left	3/12/83	Turku, Finland	Minnesota	NHL	48	11	26	37	26	EN/01
28	Zenon Konopka	6-0	209	Left	1/2/81	Niagara on the Lake, Ontario	Minnesota	NHL	37	0	0	0	117	FA/12
61	Zack Phillips	6-0	196	Right	10/28/92	Fredericton, New Brunswick	Houston	AHL	71	8	19	27	10	EN/11
36	Chad Rau	5-11	186	Right	1/18/87	Eden Prairie, Minnesota	Houston	AHL	60	16	11	27	6	FA/10
26	David Steckel	6-6	215	Left	3/15/82	Milwaukee, Wisconsin	Toronto/Anaheim	NHL	34	1	6	7	4	INVITEE
#	RIGHT WINGS	HT	WT	SHOOTS	BORN	BIRTHPLACE	2012-13 TEAM	LGE	GP	G	A	PTS	PIM	ACQ
54	Brett Bulmer	6-4	214	Right	4/26/92	Prince George, British Columbia	Houston	AHL	43	4	3	7	41	EN/10
52	Justin Fontaine	5-10	175	Right	11/6/87	Bonnyville, Alberta	Houston	AHL	64	23	33	56	18	FA/11
63	Kurtis Gabriel	6-4	214	Right	4/20/93	New Market, Ontario	Owen Sound	OHL	67	13	15	28	100	EN/13
15	Dany Heatley	6-4	220	Left	1/21/81	Freiburg, West Germany	Minnesota	NHL	36	11	10	21	8	TRD/11
45	Carson McMillan	6-1	197	Right	9/10/88	Brandon, Manitoba	Houston	AHL	64	9	9	18	31	EN/07
17	Torrey Mitchell	5-11	190	Right	1/30/85	Montreal, Quebec	Minnesota	NHL	45	4	4	8	21	FA/12
22	Nino Niederreiter	6-2	208	Left	9/8/92	Chur, Switzerland	Bridgeport	AHL	74	28	22	50	38	TRD/13
29	Jason Pominville	6-0	185	Right	11/30/82	Repentigny, Quebec	Buffalo/Minnesota	NHL	47	14	20	34	8	TRD/13
#	DEFENSEMEN	HT	WT	SHOOTS	BORN	BIRTHPLACE	2012-13 TEAM	LGE	GP	G	A	PTS	PIM	ACQ
38	Corbin Baldwin	6-5	215	Left	2/5/91	Winnipeg, Manitoba	Orlando	ECHL	38	0	5	5	49	INVITEE
2	Keith Ballard	5-11	208	Left	11/26/82	Baudette, Minnesota	Vancouver	NHL	36	0	2	2	29	FA/13
7	Jonathon Blum	6-1	186	Right	1/30/89	Long Beach, California	Nashville	NHL	35	1	6	7	6	FA/13
25	Jonas Brodin	6-1	180	Left	7/12/93	Karlstad, Sweden	Minnesota	NHL	45	2	9	11	10	EN/11
47	Brian Connelly	5-11	185	Left	6/10/86	Bloomington, Minnesota	Houston	AHL	54	5	34	39	14	FA/12
41	Cody Corbett	6-1	194	Left	12/14/93	Lakeland, Minnesota	Edmonton	WHL	71	7	35	42	48	INVITEE
59	Tyler Cuma	6-2	196	Left	1/19/90	Toronto, Ontario	Houston	AHL	42	1	11	12	14	EN/08
55	Mathew Dumba	6-0	181	Right	7/25/94	Regina, Saskatchewan	Red Deer	WHL	62	16	26	42	80	EN/12
74	Colton Jobke	6-1	190	Left	4/20/92	Delta, British Columbia	Regina	WHL	31	3	15	18	58	FA/10
40	Steven Kampfer	5-11	197	Right	9/24/88	Ann Arbor, Michigan	Houston	AHL	55	4	17	21	28	TRD/12
58	Dylan Labbe	6-1	190	Left	1/19/95	St. George, Quebec	Shawinigan	QMJHL	61	7	21	28	57	EN/13
34	Jon Landry	6-2	201	Left	5/1/83	Montreal, Quebec	Bridgeport	AHL	72	8	25	33	57	FA/13
67	Kyle Medvec	6-6	230	Left	6/16/88	Westminster, Colorado	Houston	AHL	53	6	2	8	50	EN/06
39	Nate Prosser	6-2	207	Right	5/7/86	Elk River, Minnesota	Minnesota	NHL	17	0	0	0	4	FA/10
6	Marco Scandella	6-3	210	Left	2/23/90	Montreal, Quebec	Minnesota	NHL	6	1	0	1	4	EN/08
46	Jared Spurgeon	5-9	185	Right	11/29/89	Edmonton, Alberta	Minnesota	NHL	39	5	10	15	4	FA/10
4	Clayton Stoner	6-4	213	Left	2/19/85	Port McNeill, British Columbia	Minnesota	NHL	48	0	10	10	42	EN/04
20	Ryan Suter	6-1	198	Left	1/21/85	Madison, Wisconsin	Minnesota	NHL	48	4	28	32	24	FA/12
#	GOALTENDERS	HT	WT	CATCHES	BORN	BIRTHPLACE	2012-13 TEAM	LGE	GPI	W-L-OT	SO	GAA	SV%	ACQ
32	Niklas Backstrom	6-2	194	Left	2/13/78	Helsinki, Finland	Minnesota	NHL	42	24-15-3	2	2.48	.909	FA/06
30	Alexandre Belanger	6-1	184	Left	8/19/95	Sherbrooke, Quebec	Rouyn-Noranda	QMJHL	44	24-13-4	1	3.46	.875	EN/13
31	Johan Gustafsson	6-2	202	Left	2/28/92	Koping, Sweden	Lulea HF	Sweden	33	20-13-0	4	1.79	.932	EN/10
37	Josh Harding	6-2	202	Right	6/18/84	Regina, Saskatchewan	Minnesota	NHL	5	1-1-0	1	3.24	.863	EN/02
35	Darcy Kuemper	6-5	205	Left	5/5/90	Saskatoon, Saskatchewan	Houston	AHL	21	13-8-0	4	1.88	.934	EN/09



IOWA WILD



AMERICAN HOCKEY LEAGUE (AHL)

2012-13 RECORD: 40-26-5-5, 90 POINTS AS HOUSTON AEROS.
4TH PLACE IN SOUTH DIVISION, 6TH PLACE IN WESTERN CONFERENCE
AS HOUSTON AEROS

Address: Iowa Events Center • C/O Iowa Wild • 730 Third Street • Des Moines, IA 50309

Phone: (515) 564-8700

Website: iowawild.com **Twitter:** @iawild

Home Rink: Wells Fargo Arena

Team Colors: Forest Green, Iowa Wheat, Harvest Gold and Iron Range Red

2012-2013 Record: 40-26-5-5 = 90 points (fourth in South Division; sixth in Western Conference as Houston Aeros)

Affiliation: Became Minnesota's primary developmental affiliate on April 22, 2013.

CLUB DIRECTORY

Owner	Minnesota Sports & Entertainment (MSE)
President	Todd Frederickson
General Manager	Jim Mill
Head Coach	Kurt Kleinendorst
Assistant Coach	Steve Poapst
Video Coach	Tim Flynn
Athletic Trainer	Jody Green
Equipment Manager	Mike Lefczik
Director of Communications	Josh Fisher
Play-by-Play Broadcaster	Joe O'Donnell

IOWA WILD 2013-2014 SCHEDULE

OCTOBER

10/12/13	7:05 PM	Oklahoma City
10/13/13	4:05 PM	Oklahoma City
10/19/13	6:00 PM	@ Charlotte
10/20/13	12:30 PM	@ Charlotte
10/24/13	7:05 PM	Chicago
10/27/13	5:05 PM	Grand Rapids

NOVEMBER

11/01/13	7:05 PM	Texas
11/02/13	7:05 PM	Texas
11/03/13	4:05 PM	Milwaukee
11/08/13	7:00 PM	@ Rockford
11/09/13	7:00 PM	@ Rockford
11/13/13	7:05 PM	Chicago
11/15/13	7:05 PM	San Antonio
11/16/13	7:05 PM	Milwaukee
11/22/13	7:05 PM	Grand Rapids
11/23/13	7:05 PM	Abbotsford
11/24/13	5:05 PM	Abbotsford
11/27/13	7:05 PM	@ Chicago

DECEMBER

12/04/13	7:00 PM	@ San Antonio
12/06/13	7:30 PM	@ Texas
12/07/13	7:00 PM	@ Texas
12/11/13	9:00 PM	@ Abbotsford
12/12/13	9:00 PM	@ Abbotsford
12/15/13	4:05 PM	Rockford
12/18/13	7:05 PM	Grand Rapids
12/20/13	7:05 PM	Hamilton
12/21/13	7:05 PM	San Antonio
12/26/13	7:05 PM	Rockford
12/29/13	4:05 PM	Milwaukee

JANUARY

01/03/14	7:00 PM	@ Rockford
01/04/14	7:00 PM	@ Chicago
01/10/14	6:00 PM	@ Grand Rapids
01/11/14	6:00 PM	@ Grand Rapids
01/12/14	3:00 PM	@ Hamilton
01/15/14	7:05 PM	Toronto
01/17/14	7:05 PM	Lake Erie
01/18/14	12:35 PM	Lake Erie
01/22/14	7:30 PM	@ Texas
01/24/14	7:30 PM	@ San Antonio
01/25/14	7:00 PM	@ San Antonio
01/31/14	7:05 PM	Milwaukee

FEBRUARY

02/01/14	7:00 PM	@ Chicago
02/05/14	7:05 PM	Utica
02/07/14	7:05 PM	Chicago
02/08/14	7:00 PM	@ Rockford
02/14/14	7:00 PM	@ Milwaukee
02/15/14	7:05 PM	Rockford
02/16/14	4:05 PM	Rockford
02/19/14	6:05 PM	@ Rochester
02/21/14	6:30 PM	@ Lake Erie
02/22/14	6:00 PM	@ Lake Erie
02/25/14	5:35 PM	Rockford
02/27/14	7:05 PM	Rochester
02/28/14	7:00 PM	@ Milwaukee

MARCH

03/02/14	3:00 PM	@ Chicago
03/07/14	6:00 PM	@ Grand Rapids
03/08/14	6:00 PM	@ Grand Rapids
03/09/14	5:00 PM	@ Milwaukee
03/12/14	7:00 PM	@ Milwaukee
03/16/14	5:05 PM	San Antonio
03/19/14	7:05 PM	Texas
03/21/14	7:05 PM	Grand Rapids
03/22/14	1:05 PM	Grand Rapids
03/25/14	5:35 PM	Charlotte
03/26/14	7:05 PM	Charlotte
03/29/14	2:00 PM	@ Toronto
03/30/14	2:00 PM	@ Utica

APRIL

04/02/14	6:00 PM	@ Grand Rapids
04/04/14	7:00 PM	@ Milwaukee
04/06/14	3:00 PM	@ Chicago
04/11/14	7:05 PM	Chicago
04/12/14	7:00 PM	@ Rockford
04/13/14	5:05 PM	Milwaukee
04/16/14	7:05 PM	Chicago
04/18/14	7:00 PM	@ Oklahoma
04/19/14	7:00 PM	@ Oklahoma

All times central. Dates and times subject to change.



ORLANDO SOLAR BEARS



EAST COAST HOCKEY LEAGUE (ECHL)

2012-13 RECORD: 28-37-7-4, 63 POINTS.
5TH PLACE IN SOUTH DIVISION, 13TH PLACE IN EASTERN CONFERENCE

Address: RDV Sportsplex Ice Den, 8701 Maitland Summit Blvd • Orlando, FL 32810

Phone: 407-951-8200

Website: OrlandoSolarBearsHockey.com **Twitter:** @OrlandoHockey

Home Rink (capacity): Amway Center (9,555)

Team Colors: Purple, Teal, Orange, Gold, White

Championships: Turner Cup, 2001 (IHL)

Affiliation: Second Year as Minnesota Affiliate. Announced affiliate with Minnesota Wild and Houston Aeros in May of 2012.

CLUB DIRECTORY

Chairman / Managing Partner / Governor	Joe Haleski
President/(CEO) / Managing Partner / Alternate Governor	Jason Siegel
COO / Managing Partner	Bob Ohrablo
Head Coach	Vince Williams
Assistant Coach	Brad Tapper
Athletic Trainer	John Finley
Head Equipment Manager	Adam Dexter
Director of Public Relations / Broadcasting	Bob Mills

ORLANDO SOLAR BEARS 2013-2014 SCHEDULE

OCTOBER

10/18/13	7:30 pm EDT	@Florida
10/19/13	7:00 pm EDT	Florida
10/26/13	7:00 pm EDT	Gwinnett
10/27/13	3:00 pm EDT	Gwinnett
10/29/13	7:05 pm EDT	@South Carolina
10/30/13	7:05 pm EDT	@Gwinnett

NOVEMBER

11/01/13	7:30 pm EDT	@Florida
11/02/13	7:00 pm EDT	Florida
11/07/13	7:00 pm EST	Elmira
11/10/13	3:00 pm EST	Toledo
11/11/13	7:00 pm EST	Toledo
11/13/13	7:35 pm EST	@Cincinnati
11/15/13	7:15 pm CST	@Evansville
11/16/13	7:15 pm CST	@Evansville
11/21/13	7:00 pm EST	Florida
11/22/13	7:30 pm EST	@Florida
11/23/13	7:00 pm EST	@Florida
11/26/13	7:00 pm EST	Greenville
11/28/13	6:00 pm EST	Greenville

DECEMBER

12/04/13	7:00 pm EST	Colorado
12/06/13	7:30 pm EST	South Carolina
12/07/13	7:00 pm EST	South Carolina
12/08/13	3:00 pm EST	Colorado
12/13/13	7:00 pm EST	@Greenville
12/14/13	7:05 pm EST	@South Carolina
12/15/13	2:05 pm EST	@Gwinnett
12/22/13	7:00 pm EST	Greenville
12/28/13	7:00 pm EST	Florida
12/30/13	7:00 pm EST	Florida

JANUARY

01/02/13	7:00 pm EST	Utah
01/03/13	7:30 pm EST	Utah
01/05/13	1:00 pm EST	Utah
01/10/13	7:05 pm EST	@Gwinnett
01/11/13	7:05 pm EST	@Gwinnett
01/17/13	7:30 pm EST	@Florida
01/18/13	7:00 pm EST	@Florida
01/25/13	7:00 pm EST	Gwinnett
01/26/13	3:00 pm EST	Florida
01/28/13	7:05 pm EST	@South Carolina
01/30/13	7:05 pm EST	@Gwinnett
01/31/13	7:05 pm EST	@South Carolina

FEBRUARY

02/01/13	7:05 pm EST	@Gwinnett
02/04/13	7:30 pm EST	@Florida
02/06/13	7:00 pm EST	Gwinnett
02/11/13	7:00 pm EST	South Carolina
02/13/13	7:00 pm EST	South Carolina
02/14/13	7:30 pm EST	Gwinnett
02/15/13	7:00 pm EST	Gwinnett
02/21/13	7:15 pm EST	@Toledo
02/22/13	7:15 pm EST	@Toledo
02/23/13	3:00 pm EST	@Kalamazoo
02/28/13	7:30 pm EST	Kalamazoo

MARCH

03/01/13	7:00 pm EST	Kalamazoo
03/03/13	7:00 pm EST	Kalamazoo
03/04/13	7:30 pm EST	@Florida
03/07/13	7:00 pm EST	@Greenville
03/08/13	7:00 pm EST	@Greenville
03/14/13	7:15 pm CDT	@Evansville
03/15/13	7:15 pm CDT	@Evansville
03/17/13	7:00 pm EDT	@Kalamazoo
03/19/13	7:05 pm EDT	@Fort Wayne
03/21/13	7:05 pm EDT	@South Carolina
03/22/13	7:05 pm EDT	@South Carolina
03/26/13	7:00 pm EDT	Cincinnati
03/27/13	7:00 pm EDT	Evansville
03/29/13	7:00 pm EDT	Evansville

APRIL

04/02/13	7:05 pm EDT	@Reading
04/04/13	7:05 pm EDT	@Elmira
04/05/13	7:00 pm EDT	@Wheeling
04/10/13	7:00 pm EDT	Greenville
04/12/13	7:00 pm EDT	Reading
04/13/13	3:00 pm EDT	Greenville

Dates and times subject to change.



QUAD CITY MALLARDS



CENTRAL HOCKEY LEAGUE (CHL)

2012-13 RECORD: 34, 26, 6, 74 POINTS.

6TH PLACE IN BERRY CONFERENCE

Address: 1201 River Drive • Moline, IL 61265

Phone: (309) 277-1364

Website: www.myqcmallards.com Twitter: @myqcmallards

Home Rink (capacity): I Wireless Center (12,000)

Team Colors:

Championships: Colonial Cup Championship (UHL, 1997, 1998, 2001)

Affiliation: First Year as Minnesota Affiliate. Announced affiliate with Minnesota Wild and Iowa Wild on Aug. 27, 2013

CLUB DIRECTORY

Head Coach and General Manager	Terry Ruskowski
Athletic Trainer	Jon Piche
Head Equipment & Team Logistics Manager	Drew Kitts
President	Bob McNamara
Director of Communications and Broadcasting	Brian Lavelle

QUAD CITY MALLARDS 2013-2014 SCHEDULE

OCTOBER

10/19/13	7:05 PM	Rapid City
10/26/13	7:05 PM	St. Charles
10/27/13	4:05 PM	@St. Charles

NOVEMBER

11/01/13	7:05 PM	St. Charles
11/02/13	7:05 PM	Brampton
11/08/13	7:05 PM	Denver
11/09/13	7:05 PM	Denver
11/15/13	7:00 PM	@Denver
11/16/13	6:00 PM	@Denver
11/22/13	7:05 PM	@Arizona
11/23/13	7:05 PM	@Arizona
11/27/13	7:05 PM	@Missouri
11/29/13	7:05 PM	St. Charles
11/30/13	7:05 PM	Tulsa

DECEMBER

12/06/13	7:05 PM	Brampton
12/07/13	7:05 PM	Brampton
12/08/13	4:05 PM	Brampton
12/13/13	7:05 PM	@Rapid City
12/14/13	7:05 PM	@Rapid City
12/18/13	7:05 PM	@St. Charles
12/20/13	7:35 PM	@Tulsa
12/21/13	7:05 PM	St. Charles
12/22/13	4:05 PM	@St. Charles
12/27/13	7:30 PM	@Brampton
12/28/13	7:30 PM	@Brampton
12/30/13	7:00 PM	@Brampton

JANUARY

01/03/13	7:05 PM	St. Charles
01/04/13	7:05 PM	@St. Charles
01/08/13	7:05 PM	Brampton
01/10/13	7:05 PM	Wichita
01/11/13	7:05 PM	Arizona
01/17/13	7:05 PM	@Wichita
01/23/13	7:00 PM	@Brampton
01/24/13	7:30 PM	@Brampton
01/26/13	2:00 PM	@Brampton
01/31/13	7:05 PM	Tulsa


FEBRUARY

02/01/13	7:05 PM	@Missouri
02/05/13	7:05 PM	Allen
02/07/13	7:05 PM	Allen
02/08/13	7:05 PM	St. Charles
02/09/13	4:05 PM	@St. Charles
02/14/13	7:05 PM	Rapid City
02/15/13	7:05 PM	Rapid City
02/16/13	4:05 PM	@Missouri
02/19/13	7:05 PM	Missouri
02/21/13	7:35 PM	@Tulsa
02/22/13	7:05 PM	@Wichita
02/23/13	4:05 PM	@Allen
02/26/13	7:05 PM	Missouri
02/28/13	7:05 PM	Brampton

MARCH

03/01/13	7:05 PM	Brampton
03/05/13	7:05 PM	Missouri
03/07/13	7:05 PM	Arizona
03/08/13	7:05 PM	Arizona
03/12/13	7:05 PM	Denver
03/14/13	7:00 PM	@Denver
03/15/13	6:00 PM	@Denver
03/17/13	7:05 PM	@Rapid City
03/19/13	7:05 PM	St. Charles
03/21/13	7:05 PM	@Missouri
03/22/13	7:05 PM	Missouri
03/23/13	4:05 PM	@Missouri
03/26/13	7:05 PM	@Allen
03/28/13	7:05 PM	@St. Charles
03/29/13	7:05 PM	@St. Charles
03/30/13	4:05 PM	Missouri

All times local. Dates and times subject to change.



2013-2014 MINNESOTA WILD

HISTORY



Front Row (L-R): Darcy Kuemper, Josh Harding, Goaltending Coach Bob Mason, Assistant Coach Darby Hendrickson, Assistant Coach Rick Wilson, Assistant Coach Darryl Sydor, Head Coach Mike Yeo, Owner Craig Leipold, General Manager Chuck Fletcher, Chief Operating Officer Matt Majka, Executive Vice President and Chief Financial Officer Jeff Pellegrom, Assistant General Manager Brent Flahr, Assistant to the General Manager Jim Mill, Niklas Backstrom. **Second Row:** Video Coordinator Jonas Plumb, Jared Spurgeon, Pierre-Marc Bouchard, Torrey Mitchell, Zach Parise, Mikko Koivu, Ryan Suter, Jason Pominville, Cal Clutterbuck, Mikael Granlund, Head Athletic Therapist Don Fuller. **Third Row:** Strength and Conditioning Coach Kirk Olson, Assistant Athletic Trainer John Worley, Brett Clark, Devin Setoguchi, Matt Cullen, Charlie Coyle, Kyle Brodziak, Jonas Brodin, Zenon Konopka, Massage Therapist Travis Green. **Fourth Row:** Head Equipment Manager Tony DaCosta, Dany Heatley, Justin Falk, Mike Rupp, Clayton Stoner, Tom Gilbert, Nate Prosser, Assistant Equipment Manager Matt Benz, Assistant Equipment Manager Rick Brownell.

- Minnesota posted a seven-game win streak from March 14-27, tied for the second-longest win streak in franchise history. The stretch included franchise records of six straight regulation victories and six straight wins by two or more goals (3/14-25). The Wild outscored its opponents 31-17 during the win streak.
- The Wild posted a five-game road win streak March 9-25, second-longest in team history. The streak set a franchise record with four straight road wins by more than one goal and matched a franchise record with four straight road regulation victories (3/16-25).
- The Wild went 11-4-0 in March to tie a franchise-record for most wins in a calendar month. It marked the fourth time in franchise history the team totaled at least 10 wins in a single month.
- Minnesota posted a 12-5-1 record against Northwest Division opponents, including a franchise-record eight-game win streak against divisional foes Feb. 26-April 16.
- Minnesota finished the season with the third-best team faceoff percentage in the NHL, winning 52.4% of its faceoff taken. It set a franchise record for best faceoff percentage in a single season, topping 52.25% in 2009-10.
- Minnesota posted a 12-11-1 road record, earning a winning road record for the fourth time in team history – the first since going 20-18-3 in 2010-11.
- Left wing Zach Parise led Minnesota in points (38), goals (18), GWG (4), and T-3rd in assists (20) in his first season with the Wild. He ranked third amongst all NHL players in shots (182) and 14th amongst all NHL forwards in TOI/game. He set a franchise record with nine points (5-4=9) in his first five games with Minnesota.
- Defenseman Ryan Suter's season average of 27:16 TOI/game set a franchise record for highest TOI/game averaged by a Wild defenseman, topping Filip Kuba's 25:30 TOI/game average in 2001-02. Suter led the NHL in TOI/game, including a career-high 32:54 in the final game of the regular season

at Colorado, and ranked second amongst all NHL defenseman in assists (28) and third in points (32). His 28 assists in 48 games were T-4th for most in a single season by a Wild defenseman and he posted a Wild season-best seven-game point streak (1-8=9) Feb. 26-March 10.

- Goalie Niklas Backstrom tied for the NHL lead with 24 victories this season, including a franchise-record eight straight victories March 14-30. He played in 42 and started 41 of the Wild's 48 games, including 31 of Minnesota's final 33 games.
- Center Mikko Koivu led the Wild with 11 multi-point games this season. He ranked second on the Wild in points (37), led all forwards and ranked second on Minnesota in assists (26), and T-3rd in goals (11). He ranked fifth in the NHL in faceoffs taken and sixth in faceoffs won, and ranked seventh amongst all NHL forwards in TOI/game. Koivu posted a Wild season-best seven-game point streak (3-8=11) March 18-30 and netted 19 points (6-13=19), a plus-12 rating and three GWG in March, a career-best for most points in a calendar month.

- Defenseman Jonas Brodin posted a season average of 23:12 TOI/game, leading all NHL rookies this season and seventh-highest in NHL history ranking second on the Wild's all-time charts below Filip Kuba's 24:16 in 2000-01. He is the eighth player in NHL history to average 23:00 TOI/game in his rookie season, and 16th to top 22:00. The youngest defenseman in the NHL this season, Brodin posted 11 points (2-9=11) and a plus-3 rating. He becomes only the third rookie in NHL history to average a positive rating and more than 23:00 TOI.
- Zach Parise scored his 200th career goal Feb. 4 at Phoenix, followed by Matt Cullen scoring his 200th marker on March 25. They became the 36th and 37th American-born players, and eighth and ninth Minnesotans, to reach the NHL milestone. Parise coupled with his father, J.P. (238) as only the second father-son duo to both net at least 200 career goals, joining Bobby Hull (610) and son Brett (741).



Defenseman Ryan Suter averaged a franchise record of 27:16 TOI/game in 2012-13.



2012-13 GAME-BY-GAME

GAME	DATE	OPPONENT	RESULT	W	L	OT	RECORD	PTS	DIVISION/ CONF. RANK	WILD GOALS (BY #)	WILD GOALTENDERS	ATT.
1	1/19	COL	4-2	W			01-00-00	2	1st/T1st	15p,64,15p,96	Backstrom	19,298+
2	1/20	DAL	1-0	W			02-00-00	4	1st/T1st	11	Harding	18,296+
3	1/22	NSH	1-3	L			02-01-00	4	1st/T2nd	15	Backstrom	17,540
4	1/25	@ DET	3-5	L			02-02-00	4	T3rd/T6th	11p,77,11	Harding	20,066+
5	1/27	@ STL	4-5	L	OT		02-02-01	5	T1st/T3rd	11p,11p,9,15	Backstrom	18,265
6	1/29	CBJ	3-2	W			03-02-01	7	1st/3rd	9,77,96	Backstrom	17,584
7	1/30	CHI	3-2	W	SO		04-02-01	9	1st/3rd	7,22	Harding/BACKSTROM	18,550+
8	2/1	@ ANA	1-3	L			04-03-01	9	T2nd/T5th	6	Backstrom	13,007
9	2/4	@ PHX	1-2	L			04-04-01	9	T3rd/T8th	11	Backstrom	9,508
10	2/7	VAN	1-4	L			04-05-01	9	3rd/T11th	77p	BACKSTROM/Harding	18,352+
11	2/9	NSH	2-1	W	OT		05-05-01	11	T2nd/T10th	22,10p	Backstrom	18,806+
12	2/11	@ CGY	2-1	W	SO		06-05-01	13	T2nd/T8th	21	Backstrom	19,289+
13	2/12	@ VAN	1-2	L			06-06-01	13	T2nd/T9th	10p	Kuemper	18,910+
14	2/14	COL	3-4	L	SO		06-06-02	14	2nd/T9th	11,27,9	Backstrom	18,822+
15	2/17	DET	3-2	W			07-06-02	16	2nd/8th	15,16,17	Kuemper	19,117+
16	2/21	@ EDM	3-1	W			08-06-02	18	2nd/T7th	7,10,7	Backstrom	16,839+
17	2/23	@ CGY	1-3	L			08-07-02	18	2nd/T10th	63	Backstrom	19,289+
18	2/26	CGY	2-1	W	OT		09-07-02	20	2nd/T10th	16,11p	Backstrom	18,703+
19	2/28	@ PHX	4-3	W			10-07-02	22	2nd/T6th	16,15,15,46p	Backstrom	11,547
20	3/1	@ ANA	2-3	L			10-08-02	22	2nd/T7th	21,10	Kuemper	15,264
21	3/3	EDM	4-2	W			11-08-02	24	2nd/T4th	46,9,63,15p	Backstrom	18,675+
22	3/5	@ CHI	3-5	L			11-09-02	24	2nd/T8th	10,20p,21	BACKSTROM/Kuemper	21,836+
23	3/9	@ NSH	2-1	W	SO		12-09-02	26	2nd/T9th	11p	Backstrom	17,113+
24	3/10	VAN	4-2	W			13-09-02	28	T1st/T3rd	11,16,46p,11	Backstrom	18,846+
25	3/12	ANA	1-2	L			13-10-02	28	3rd/T8th	10p	Backstrom	18,808+
26	3/14	COL	5-3	W			14-10-02	30	2nd/5th	17,10,25,9,9	Backstrom	18,989+
27	3/16	@ COL	6-4	W			15-10-02	32	T1st/T3rd	20p,10,22,21,96,10	Backstrom	17,708
28	3/18	@ VAN	3-1	W			16-10-02	34	1st/3rd	25p,63,7	Backstrom	18,910+
29	3/20	@ DET	4-2	W			17-10-02	36	1st/3rd	10,21p,9,10p	Backstrom	20,066+
30	3/23	SJS	2-0	W			18-10-02	38	T1st/T3rd	11,46p	Backstrom	19,358+
31	3/25	@ DAL	7-4	W			19-10-02	40	T1st/T3rd	11,9,11,7,21s,15,96	Backstrom	16,167
32	3/27	PHX	4-3	W	OT		20-10-02	42	T1st/T3rd	17,7,20,9	Backstrom	19,076+
33	3/29	@ DAL	3-5	L			20-11-02	42	2nd/4th	10,46p,17	Hackett	17,376
34	3/30	LA	4-3	W	SO		21-11-02	44	T1st/T3rd	7,63,11p	Backstrom	19,223+
35	4/1	STL	1-4	L			21-12-02	44	T1st/T3rd	15	Backstrom	18,786+
36	4/3	@ SJS	2-4	L			21-13-02	44	T1st/T3rd	63,15	Backstrom	17,562+
37	4/4	@ LA	0-3	L			21-14-02	44	2nd/T5th		BACKSTROM/Kuemper	18,118+
38	4/7	@ CBJ	3-0	W			22-14-02	46	2nd/6th	20p,63p,29	Backstrom	15,909
39	4/9	CHI	0-1	L			22-15-02	46	2nd/T6th		Backstrom	19,158+
40	4/11	STL	0-2	L			22-16-02	46	2nd/7th		Backstrom	18,947+
41	4/13	CBJ	2-3		SO		22-16-03	47	2nd/7th	96,29p	Backstrom	19,187+
42	4/15	@ CGY	4-3	W			23-16-03	49	2nd/6th	9,29,96,29	Backstrom	19,289+
43	4/16	@ EDM	5-3	W			24-16-03	51	2nd/6th	21,63,64,11p,21	Backstrom	16,839+
44	4/18	@ SJS	1-6	L			24-17-03	51	2nd/7th	96	BACKSTROM/Kuemper	17,562+
45	4/21	CGY	1-4	L			24-18-03	51	2nd/T7th	11	Backstrom	19,039+
46	4/23	LA	2-1	W			25-18-03	53	2nd/7th	63,22	Backstrom	18,825+
47	4/26	EDM	1-6	L			25-19-03	53	2nd/T8th	9	BACKSTROM/Harding	18,575+
48	4/27	@ COL	3-1	W			26-19-03	55	2nd/8th	11, 10p, 96	Backstrom	17,731+

ALL CAPS indicates decision, + indicates sell out, p-power-play goal, s-short-handed goal, ps-penalty shot



2012-13 MONTHLY BEAKDOWN

JANUARY

MONTH: 4-2-1 (4-1-0 AT HOME, 0-1-1 ON THE ROAD)
OVERALL: 4-2-1 (4-1-0 AT HOME, 0-1-1 ON THE ROAD)

TOTALS	Scoring By Period					Shots By Period					Power Plays (Percentage)	Penalties/ Minutes	Goaltenders (Record, Saves-Shots)
	1	2	3	OT	F	1	2	3	OT	T			
OPP	5	6	6	1	18	50	57	74	1	182	8-33 (24.2)	38-93	All Opponents (2-4-1, 172-190)
MIN	5	9	4	0	18	70	68	50	0	188	4-27 (14.8)	35-85	Backstrom (3-1-1, 124-139); Harding (1-1-0, 48-55)

FEBRUARY

MONTH: 6-5-1 (3-1-1 AT HOME, 3-4-0 ON THE ROAD)
OVERALL: 10-7-2 (7-2-1 AT HOME, 3-5-1 ON THE ROAD)

TOTALS	Scoring By Period					Shots By Period					Power Plays (Percentage)	Penalties/ Minutes	Goaltenders (Record, Saves-Shots)
	1	2	3	OT	F	1	2	3	OT	T			
OPP	8	10	8	0	26	122	103	99	3	327	4-37 (10.8)	52-132	All Opponents (9-3-1, 318-337)
MIN	4	11	8	0	23	101	106	93	5	305	5-40 (12.5)	48-138	Backstrom (5-2-1, 245-266); Kuemper (1-1-0, 57-61); Harding (0-0-0, 6-6)

MARCH

MONTH: 11-4-0 (6-1-0 AT HOME, 5-3-0 ON THE ROAD)
OVERALL: 21-11-2 (13-3-1 AT HOME, 8-8-1 ON THE ROAD)

TOTALS	Scoring By Period					Shots By Period					Power Plays (Percentage)	Penalties/ Minutes	Goaltenders (Record, Saves-Shots)
	1	2	3	OT	F	1	2	3	OT	T			
OPP	14	13	14	0	41	165	124	187	2	478	10-44 (22.7)	74-215	All Opponents (4-8-3, 409-464)
MIN	15	17	19	1	52	142	176	135	14	467	12-53 (22.6)	70-196	Backstrom (11-2-0, 335-366); Kuemper (0-1-0, 40-44); Hackett (0-1-0, 28-33)

APRIL

MONTH: 5-8-1 (1-5-1 AT HOME, 4-3-0 ON THE ROAD)
OVERALL: 26-19-3 (14-8-2 AT HOME, 12-11-1 ON THE ROAD)

TOTALS	Scoring By Period					Shots By Period					Power Plays (Percentage)	Penalties/ Minutes	Goaltenders (Record, Saves-Shots)
	1	2	3	OT	F	1	2	3	OT	T			
OPP	13	14	13	0	40	108	101	108	2	317	7-28 (25.0)	43-127	All Opponents (8-5-0, 381-406)
MIN	7	10	8	0	25	137	128	132	2	399	5-31 (16.1)	39-122	Backstrom (5-8-1, 274-327); Harding (0-0-0, 9-12)



2012-13 FINAL STATS

#	POS	PLAYER	GP	TOI/G	G	A	PTS	+/-	PIM	PP	SH	GW	SOG	SH%
11	L	Zach Parise	48	20:40	18	20	38	2	16	7	4	3	182	9.9
9	C	Mikko Koivu	48	21:05	11	26	37	2	26	0	3	3	127	8.7
20	D	Ryan Suter	48	27:16	4	28	32	2	24	3	1	0	91	4.4
7	C	Matt Cullen	42	15:53	7	20	27	9	10	0	0	3	79	8.9
10	R	Devin Setoguchi	48	14:26	13	14	27	5	20	5	3	0	97	13.4
15	R	Dany Heatley	36	18:32	11	10	21	-12	8	3	1	0	83	13.3
96	L	Pierre-Marc Bouchard	43	13:56	8	12	20	3	8	0	2	0	71	11.3
46	D	Jared Spurgeon	39	21:32	5	10	15	1	4	4	2	0	67	7.5
63	R	Charlie Coyle*	37	15:03	8	6	14	3	28	1	2	0	50	16
77	D	Tom Gilbert	43	19:19	3	10	13	-11	18	1	0	0	36	8.3
21	C	Kyle Brodziak	48	17:21	8	4	12	-18	20	1	1	0	88	9.1
25	D	Jonas Brodin*	45	23:12	2	9	11	3	10	1	0	0	51	3.9
22	R	Cal Clutterbuck	42	13:44	4	6	10	-5	27	0	1	0	87	4.6
4	D	Clayton Stoner	48	18:12	0	10	10	0	42	0	0	0	40	0
29	R	Jason Pominville	10	20:10	4	5	9	0	0	1	1	0	24	16.7
64	C	Mikael Granlund*	27	13:10	2	6	8	-4	6	0	0	0	36	5.6
17	L	Torrey Mitchell	45	10:26	4	4	8	-8	21	0	1	0	39	10.3
16	L	Jason Zucker*	20	11:15	4	1	5	4	8	0	0	0	34	11.8
27	L	Mike Rupp	32	8:21	1	3	4	1	67	0	0	0	27	3.7
44	D	Justin Falk	36	13:12	0	3	3	-9	40	0	0	0	27	0
5	D	Brett Clark	8	14:04	0	1	1	-9	0	0	0	0	6	0
6	D	Marco Scandella	6	14:25	1	0	1	-1	4	0	0	0	7	14.3
18	C	Jake Dowell	2	8:32	0	0	0	0	0	0	0	0	3	0
28	C	Zenon Konopka	37	8:26	0	0	0	-4	117	0	0	0	18	0
47	L	Johan Larsson*	1	14:02	0	0	0	0	0	0	0	0	2	0
14	C	Darroll Powe	8		0	0	0	1	9	0	0	0	5	0
46	D	Nate Prosser	17	11:15	0	0	0	4	4	0	0	0	5	0

#	GOALTENDER	GP	W	L	OT	SA	GA	GAA	SV	SV%	SO	PIM	MIN
32	Niklas Backstrom	42	24	15	3	1072	98	2.48	974	0.909	2	2	2368
35	Darcy Kuemper*	6	1	2	0	119	10	2.08	109	0.916	0	0	288
37	Josh Harding	5	1	1	0	73	10	3.24	63	0.863	1	0	185
31	Matt Hackett*	1	0	1	0	33	5	5.08	28	0.848	0	0	59

*Rookie

2012-13 HOME/ROAD SPLITS



#	PLAYER	HOME						ROAD					
		GP	G	A	PTS	+/-	PIM	GP	G	A	PTS	+/-	PIM
4	Clayton Stoner	24	0	4	4	1	23	24	0	6	6	-1	19
5	Brett Clark	4	0	1	1	-3	0	4	0	0	0	-6	0
6	Marco Scandella	—	—	—	—	—	—	3	1	0	1	0	4
7	Matt Cullen	21	3	7	10	2	6	21	4	13	17	7	4
9	Mikko Koivu	24	7	16	23	6	12	24	4	10	14	-4	14
10	Devin Setoguchi	24	3	6	9	-3	12	24	10	8	18	8	8
11	Zach Parise	24	8	12	20	5	10	24	10	8	18	-3	6
14	Darroll Powe	5	0	0	0	0	9	3	0	0	0	1	0
15	Dany Heatley	18	6	3	9	-4	4	18	5	7	12	-8	4
16	Jason Zucker*	8	3	0	3	3	2	12	1	1	2	1	6
17	Torrey Mitchell	22	3	2	5	-5	9	23	1	2	3	-3	12
18	Jake Dowell	2	0	0	0	0	0	0	0	0	0	0	-
20	Ryan Suter	24	1	16	17	3	10	24	3	12	15	-1	14
21	Kyle Brodziak	24	0	1	1	-9	4	24	8	3	11	-9	16
22	Cal Clutterbuck	22	3	1	4	-2	15	20	1	5	6	-3	12
25	Jonas Brodin*	21	1	5	6	1	4	24	1	4	5	2	6
27	Mike Rupp	16	1	1	2	2	23	16	0	2	2	-1	44
28	Zenon Konopka	19	0	0	0	-1	88	18	0	0	0	-3	29
29	Jason Pominville	5	1	1	2	-1	0	5	3	4	7	1	0
39	Nate Prosser	—	—	—	—	—	—	9	0	0	0	2	2
44	Justin Falk	19	0	1	1	-7	17	17	0	2	2	-2	23
46	Jared Spurgeon	20	3	4	7	-2	2	19	2	6	8	3	2
47	Johan Larsson*	1	0	0	0	0	0	0	0	0	0	0	-
63	Charlie Coyle*	17	3	4	7	3	26	20	5	2	7	0	2
64	Mikael Granlund*	14	1	3	4	-1	6	13	1	3	4	-3	0
77	Tom Gilbert	22	2	3	5	-3	10	21	1	7	8	-8	8
96	Pierre-Marc Bouchard	21	3	3	6	-2	4	22	5	9	14	5	4

#	GOALTENDER	HOME					ROAD				
		GP	W-L-OT	GAA	SV%	SO	GP	W-L-OT	GAA	SV%	SO
32	Niklas Backstrom	22	12-8-1	2.22	.912	1	20	12-7-1	2.79	.905	1
37	Josh Harding	4	1-0-1	2.34	.891	1	1	0-1-0	5.26	.815	0
35	Darcy Kuemper*	1	1-0-0	2.00	.935	0	2	0-2-0	2.11	.909	0
31	Matt Hackett*	—	—	—	—	—	1	0-1-0	5.08	.848	0

*Rookie



2012-13 STAT BREAKDOWN

GOALS BY PERIOD		
PERIOD	WILD	OPP.
1	31	40
2	47	42
3	37	42
OT	3	1
Total	118	125
Avg.	2.5	2.6

SHOTS BY PERIOD		
PERIOD	WILD	OPP.
1	450	445
2	494	399
3	408	440
OT	30	15
Total	1382	1299
Avg.	28.8	27.1

GOAL PRODUCTION		
GOALS	WILD	OPP.
0	0-3-0	3-0-0
1	1-11-0	8-1-0
2	6-2-1	7-4-0
3	7-3-1	6-5-1
4	8-0-1	2-4-1
5	2-0-0	0-3-1
6+	2-0-0	0-2-0

PENALTIES		
	PIM	PIM/G
Home	304	12.7
Away	241	10.0
TOTAL	545	11.4

MARGIN OF VICTORY			
GOALS	TOTAL	HOME	AWAY
1G	13-5-3	9-2-2	4-3-1
2G	11-8	5-2	6-6
3G+	2-6	0-3	2-1

POWER PLAY				
	G	ATT	PCT	NHL RANK
Home	11	83	13.2	28th
Away	16	68	23.5	2nd
OVERALL	27	151	17.9	16th

0 SHORT-HANDED GOALS ALLOWED (T-1st in NHL)

PENALTY KILL				
	GA	ATT	PCT	NHL RANK
Home	11	70	84.3	16th
Away	15	65	76.9	22nd
OVERALL	26	135	80.7	18th

1 SHORT-HANDED GOAL SCORED (T-25th in NHL)

GOAL SITUATION		
	WILD	OPP.
5-on-5	82	93
5-on-4	23	0
5-on-3	2	0
4-on-4	5	5
4-on-3	2	0
3-on-3	0	0
3-on-4	0	0
3-on-5	0	2
4-on-5	1	23
Empty Net	3	2
Pen. Shot	0	0
TOTAL	118	125

2012-13 STAT BREAKDOWN



2012-13 10-GAME COMPARISONS					
GAME	RECORD	GF-GA	POWER PLAY	PENALTY KILL	SF-SA
1-10	4-5-1	21-28	6-37 (16.2%)	29-35 (82.9%)	262-276
11-20	6-3-1	22-20	4-36 (11.1%)	26-29 (89.7%)	280-276
21-30	8-2-0	33-22	10-33 (30.3%)	26-30 (86.7%)	289-302
31-40	4-6-0	23-29	4-28 (14.3%)	20-28 (71.4%)	288-263
41-48	4-3-1	19-25	3-17 (17.6%)	8-13 (61.5%)	258-187

POWER-PLAY SCORING				
PLAYER	G	A	PTS	PP/TOI
Ryan Suter	3	12	15	3:46
Zach Parise	7	6	13	3:25
Mikko Koivu	0	13	13	3:29
Jared Spurgeon	4	3	7	3:05
Dany Heatley	3	4	7	3:02
Devin Setoguchi	4	1	5	1:58
Jason Pominville	1	2	3	3:30
Tom Gilbert	1	2	3	1:36
Matt Cullen	0	3	3	1:56
Kyle Brodziak	1	1	2	1:16
Jonas Brodin	1	1	2	1:18
Pierre-Marc Bouchard	0	2	2	1:43
Charlie Coyle	1	0	1	0:46

SHORT-HANDED SCORING				
PLAYER	G	A	PTS	SH/TOI
Kyle Brodziak	1	0	1	1:54
Clayton Stoner	0	1	1	1:32
Cal Clutterbuck	0	1	1	1:37

MULTI-POINT GAMES				
PLAYER	2PT	3PT	TOTAL	TEAM RECORD
Mikko Koivu	11		11	8-1-2
Zach Parise	4	3	7	5-1-1
Ryan Suter	6	1	7	6-0-1
Dany Heatley	5		5	3-0-2
Pierre-Marc Bouchard	4		4	4-0-0
Matt Cullen	3	1	4	4-0-0
Jason Pominville	4		4	3-0-1
Devin Setoguchi	2	1	3	3-0-0
Jared Spurgeon	3		3	3-0-0
Kyle Brodziak	2		2	2-0-0
Tom Gilbert	2		2	0-1-1
Cal Clutterbuck	1		1	1-0-0
Charlie Coyle	1		1	1-0-0
Clayton Stoner	1		1	1-0-0



2012-13 STAT BREAKDOWN

Overall Record	26-19-3
Home Record.....	14-8-2
Road Record.....	12-11-1

Scoring First.....	18-4-1
Opponent Scoring First.....	8-15-2

Leading After First Period.....	9-2-1
Trailing After First Period.....	6-12-1
Tied After First Period.....	11-5-1

Leading After Second Period.....	18-1-1
Trailing After Second Period.....	2-14-2
Tied After Second Period.....	6-4-0

Outshooting Opponent.....	15-10-1
Outshot By Opponent.....	8-7-2
Even Shots.....	3-2-0

Overtime Record - 2012-13.....	3-1
Overtime Record - Franchise.....	91-83-55

Shootout Record - 2012-13.....	4-2
Shootout Record - Franchise.....	46-44

vs. WESTERN CONFERENCE	26-19-3
vs. Northwest.....	12-5-1
vs. Central.....	7-6-2
vs. Pacific.....	7-8-0

SEASON CATEGORY LEADERS

GAMES PLAYED	Six Players	48	TIME ON ICE	Ryan Suter	1309:25
POINTS	Zach Parise	38	AVG. TIME ON ICE	Ryan Suter	27:17
GOALS	Zach Parise	18	FACEOFF WIN %	Zenon Konopka	60.7
ASSISTS	Ryan Suter	28	GAMES (GOALIE)	Niklas Backstrom	42
POWER-PLAY GOALS	Zach Parise	7	MINUTES (GOALIE)	Niklas Backstrom	2368
SHORT-HANDED GOALS	Kyle Brodziak	1	WINS	Niklas Backstrom	24
GAME-WINNING GOALS	Zach Parise	4	LOSSES	Niklas Backstrom	15
EVEN-STRENGTH GOALS	Koivu/Parise	11	WINNING PERCENTAGE	Niklas Backstrom	0.607
SHOOTOUT GOALS	Cullen/Koivu/Parise	3	OVERTIME LOSSES	Niklas Backstrom	3
3+ GOAL GAMES	None		GOALS-AGAINST AVG.	Niklas Backstrom	2.43
SHOTS ON GOAL	Zach Parise	182	SAVE PERCENTAGE	Niklas Backstrom	0.917
PENALTY MINUTES	Zenon Konopka	117	SHUTOUTS	Niklas Backstrom	2
PLUS/MINUS	Matt Cullen	9	GOALS ALLOWED	Niklas Backstrom	98

2012-13 HIGHS & LOWS



TEAM

Consecutive Games Won	7 – 3/14-3/27
Consecutive Games Earning a Point	7 – 3/14-3/27
Consecutive Games Lost, Regulation	3 – (2x) 2/1-2/7; 4/1-4/4
Consecutive Games Lost, Regulation and OT/SO	3 – (4x) 1/22 -1/27; 2/1-2/7; 4/1-4/4; 4/9-4/13
Most Goals For, Period	4 – 3/16 at COL (1st)
Most Goals Against, Period	4 – (2x) 1/25 at DET (2nd); 3/5 at CHI (1st)
Most Goals For, Game	7 – 3/25 at DAL
Most Goals Against, Game	6 – (2x) 4/18 at SJ; 4/26 vs. EDM
Most Power-Play Goals For, Period	2 – (4x) 1/19 vs. COL (2nd); 1/27 at STL (2nd); 3/20 at DET (2nd); 4/7 at CBJ (2nd)
Most Power-Play Goals For, Game	2 – (4x) 1/19 vs. COL; 1/27 at STL; 3/20 at DET; 4/7 at CBJ
Most Power-Play Goals Against, Period	2 – (2x) 1/25 at DET (2nd); 3/29 at DAL (3rd)
Most Power-Play Goals Against, Game	3 – (2x) 3/29 at DAL; 4/21 vs. CGY
Most Power-Play Attempts For, Game	8 – 1/25 at DET
Most Power-Play Attempts Against, Game	7 – 2/26 vs. CGY
Most Shots For, Period	19 – 3/14 vs. COL (2nd)
Most Shots For, Game	43 – 3/3 vs. EDM
Most Shots Against, Period	19 – 3/23 vs. SJ (3rd)
Most Shots Against, Game	38 – 3/20 at DET
Fewest Shots For, Period	2 – (2x) 1/30 vs. CHI (3rd); 3/20 at DET (3rd)
Fewest Shots For, Game	16 – 1/27 at STL
Fewest Shots Against, Period	0 – 3/3 vs. EDM (2nd)
Fewest Shots Against, Game	14 – 4/4 at LA
Most Penalty Minutes Both Teams, Game	68 – 2/7 vs. VAN
Most Penalty Minutes Wild, Game	46 – 2/7 vs. VAN
Fewest Penalty Minutes Both Teams, Game	4 – 4/23 vs. LA
Fewest Penalty Minutes Wild, Game	2 (8x) – 2/4 at PHX; 2/21 at EDM; 3/3 vs. EDM; 4/1 vs. STL; 4/11 vs. STL; 4/16 at EDM; 4/23 vs. LA; 4/27 at COL

INDIVIDUAL

Most Goals, Game	2 – (12x) Dany Heatley, 1/19 vs. COL; Zach Parise, 1/25 at DET; Zach Parise, 1/27 at STL; Matt Cullen, 2/21 at EDM; Dany Heatley, 2/28 at PHX; Zach Parise, 3/10 vs. VAN; Mikko Koivu, 3/14 vs. COL; Devin Setoguchi, 3/16 at COL; Devin Setoguchi, 3/20 at DET; Zach Parise, 3/25 at DAL; Jason Pominville, 4/15 at CGY; Kyle Brodziak, 4/16 at EDM
Most Assists, Game	3 – Ryan Suter, 3/14 vs. COL
Most Points, Game	3 – (6x) Zach Parise (2-1=3), 1/27 at STL; Matt Cullen (2-1=3), 2/21 at EDM; Mikko Koivu (1-2=3), 3/3 vs. EDM; Zach Parise (2-1=3), 3/10 vs. VAN; Ryan Suter (0-3=3), 3/14 vs. COL; Devin Setoguchi (2-1=3), 3/16 at COL
Most Goals, Period	2 – (2x) Dany Heatley, 1/19 vs. COL; Zach Parise, 1/27 at STL
Most Assists, Period	2 – (8x) Mikko Koivu and Zach Parise, 1/19 vs. COL (2nd); Tom Gilbert, 1/27 at STL (2nd); Mikko Koivu, 3/3 vs. EDM (3rd); Ryan Suter, 3/14 vs. COL (2nd); Dany Heatley, 3/16 at COL (1st); Cal Clutterbuck, 3/25 at DAL (3rd); Jason Pominville, 4/16 at EDM
Most Points, Period	3 – (2x) Zach Parise (2-1=3), 1/27 at STL (2nd); Mikko Koivu (1-2=3), 3/3 vs. EDM (3rd)
Most Shots, Game	9 – (2x) Zach Parise, 2/14 vs. COL; Zach Parise, 4/21 vs. CGY
Most Penalty Minutes, Game	32 – Zenon Konopka, 2/7 vs. VAN
Most Hits, Game	8 – (4x) Devin Setoguchi, 1/27 at STL; Cal Clutterbuck, 3/9 at NSH; Mike Rupp, 4/3 at SJ; Cal Clutterbuck, 4/18 at SJ
Most Blocked Shots, Game	7 – Tom Gilbert, 1/20 vs. DAL
Most PPG, Game	2 – (2x) Dany Heatley, 1/19 vs. COL; Zach Parise, 1/27 at STL
Most Shorthanded Goals, Season	1 – Kyle Brodziak, 3/25 at DAL
Most GWG, Season	4 – Zach Parise, 1/20 vs. DAL, 2/26 vs. CGY, 3/23 vs. SJ, 4/16 at EDM
Most Overtime Goals	1 – (3x) Devin Setoguchi, 2/9 vs. NSH; Zach Parise, 2/26 vs. CGY; Mikko Koivu, 3/27 vs. PHX
Consecutive Games With a Goal	3 – Devin Setoguchi, 3/12-3/16
Consecutive Games with an Assist	5 – Mikko Koivu, 3/23-3/30 (7)
Consecutive Games with a Point	7 – (2x) Ryan Suter, 2/26-3/10 (1-8=9); Mikko Koivu, 3/18-3/30 (3-8=11)
Most Saves, Game	36 – Niklas Backstrom, 3/20 at DET



2012-13 INJURY REPORT

PLAYER	INJURY	DATE OF INJURY	GAMES OUT	RETURN
Jared Spurgeon	Lower Body	1/22/13	9	2/12 at VAN
Josh Harding	Illness	2/12/13	33	4/23 vs. LA
Pierre-Marc Bouchard	Illness	2/17/13	1	2/21 at EDM
Justin Falk	Illness	2/17/13	1	2/21 at EDM
Cal Clutterbuck	Lower Body	2/21/13	6	3/9 at NSH
Darcy Kuemper	Lower Body	3/5/13	3	3/13; reassigned to Houston (AHL)
Tom Gilbert	Illness	3/10/13	2	3/12 vs. ANA
Jason Zucker	Upper Body	3/12/13	1	3/16 at COL
Mike Rupp	Lower Body	3/16/13	3	3/25 at DAL
Tom Gilbert	Lower Body	3/16/13	2	3/23 vs. SJ
Torrey Mitchell	Illness	3/30/13	1	4/1 vs. STL
Matt Cullen	Lower Body	4/1/13	6	4/15 at CGY
Dany Heatley	Upper Body	4/3/13	12	Out for Season
Zenon Konopka	Lower Body	4/11/13	5	4/23 vs. LA
Mike Rupp	Lower Body	4/15/13	4	4/46 vs. EDM
Jason Pominville	Upper Body	4/23/13	2	Playoffs
TOTAL MAN GAMES LOST			91	



2012-13 TRANSACTIONS

JULY

- 7/30/13 Re-signed **D Tyler Cuma** to a one-year, two-way contract
- 7/18/13 Re-signed **F Carson McMillan** and **F Justin Fontaine** to one-year, two-way contracts
- 7/12/13 Signed **D Jonathon Blum** and **D Jon Landry** to one-year, two-way contracts
- 7/5/13 Signed **F Matt Cooke** to a three-year contract; Signed **D Keith Ballard** to a two-year contract; Re-signed **D Jared Spurgeon** to a three-year contract; Acquired a second-round selection in the 2014 NHL Entry Draft from Winnipeg in exchange for **F Devin Setoguchi**
- 7/3/13 Placed **D Tom Gilbert** on waivers

JUNE

- 6/30/13 Selected **D Gustav Olofsson**, **RW Kurtis Gabriel**, **D Dylan Labbe**, **D Carson Soucy**, **C Avery Peterson**, **D Nolan de Jong**, and **G Alexandre Belanger** in the 2013 NHL Entry Draft; Acquired **RW Nino Niederreiter** from the New York Islanders in exchange for **RW Cal Clutterbuck** and a third-round selection (70th overall) in the 2013 NHL Entry Draft; Acquired a sixth-round selection in the 2014 NHL Entry Draft and the rights to **F Benn Ferriero** from the New York Rangers in exchange for **D Justin Falk**
- 6/28/13 Re-signed **D Steven Kampfer** to a one-year, two-way contract
- 6/24/13 Re-Signed **G Niklas Backstrom** to a three-year contract
- 6/17/13 Re-signed **D Marco Scandella** to a two-year contract
- 6/12/13 Re-signed **F Stephane Veilleux** to a two-year, two-way contract

MAY

- 5/7/13 Recalled **F Zack Phillips**, **F Justin Fontaine**, **F Brett Bulmer**, **F Chad Rau**, **D Kyle Medvec** and **G Jeff Deslauriers** from Houston (AHL).
- 5/6/13 Recalled **D Mathew Dumba** and **F Carson McMillan** from Houston (AHL).
- 5/5/13 Recalled forwards **Jake Dowell**, **Mikael Granlund** and **Stephane Veilleux** from Houston (AHL)
- 5/1/13 Recalled **G Darcy Kuemper** from Houston (AHL).

APRIL

- 4/29/13 Recalled **D Marco Scandella** from Houston (AHL); Reassigned **F Stephane Veilleux** to Houston (AHL).
- 4/27/13 Recalled forwards **Jason Zucker** and **Stephane Veilleux** from Houston (AHL); Reassigned forwards **Jake Dowell** and **Carson McMillan** to Houston (AHL).
- 4/26/13 Recalled **F Carson McMillan** from Houston (AHL).
- 4/23/13 Reassigned **F Stephane Veilleux** to Houston (AHL).
- 4/22/13 Recalled **G Josh Harding** and forwards **Jake Dowell** and **Stephane Veilleux** from Houston (AHL); reassigned **G Darcy Kuemper** and forwards **Mikael Granlund** and **Jason Zucker** to Houston (AHL); Activated **G Josh Harding** from Injured Reserve.
- 4/16/13 Assigned **G Josh Harding** to Houston (AHL) on a conditioning assignment and recalled **F Mikael Granlund** from Houston (AHL).
- 4/15/13 Assigned **D Mathew Dumba** from Red Deer (WHL) to Houston (AHL) and reassigned **F Mikael Granlund** to Houston (AHL).
- 4/12/13 Recalled **F Jason Zucker** from Houston (AHL).
- 4/4/13 Recalled **F Mikael Granlund** from Houston (AHL)
- 4/3/13 Acquired **F Jason Pominville** and a fourth-round selection in the 2014 NHL Entry Draft from Buffalo in exchange for **G Matt Hackett**, **F Johan Larsson**, a first-round selection in the 2013 NHL Entry Draft and a second-round selection in the 2014 NHL Entry Draft; Acquired **G Jeff Deslauriers** from Anaheim in exchange for future considerations and assigned him to Houston (AHL); Recalled **G Darcy Kuemper** from Houston (AHL).
- 4/2/13 Recalled **F Johan Larsson** from Houston (AHL); Signed **F Tyler Graovac** to an entry-level contract.

MARCH

- 3/30/13 Reassigned **G Darcy Kuemper** to Houston (AHL).
- 3/28/13 Recalled **G Matt Hackett** from Houston (AHL) and reassigned **F Jake Dowell** to Houston (AHL).
- 3/24/13 Recalled **F Jake Dowell** and **G Darcy Kuemper** from Houston (AHL); reassigned **F Jason Zucker** and **G Matt Hackett** to Houston (AHL).
- 3/14/13 Acquired a conditional seventh-round selection in the 2014 NHL Entry Draft from Washington in exchange for **D Chay Genoway**.
- 3/13/13 Signed free-agent **D Brett Clark** to a one-year contract; Activated **G Darcy Kuemper** off Injured Reserve and reassigned him to Houston (AHL).
- 3/12/13 Acquired a sixth-round selection in the 2014 NHL Entry Draft from Ottawa in exchange for **F Matt Kassian**; Reassigned **F Mikael Granlund** to Houston (AHL).
- 3/8/13 Recalled **G Matt Hackett** from Houston (AHL); activated **RW Cal Clutterbuck** off Injured Reserve and placed **G Darcy Kuemper** on Injured Reserve.

FEBRUARY

- 2/26/13 Placed **RW Cal Clutterbuck** on Injured Reserve.
- 2/22/13 Recalled **F Charlie Coyle** from Houston (AHL) and reassigned **F Johan Larsson** to Houston (AHL).
- 2/16/13 Recalled **F Johan Larsson** and **F Jason Zucker** from Houston (AHL). Placed **G Josh Harding** on Injured Reserve.
- 2/14/13 Reassigned **F Charlie Coyle** and **LW Matt Kassian** to Houston (AHL).
- 2/12/13 Activated **D Jared Spurgeon** off Injured Reserve and placed **F Matt Kassian** on waivers.
- 2/12/13 Recalled **G Darcy Kuemper** from Houston (AHL) and reassigned **D Marco Scandella** to Houston (AHL).
- 2/4/13 Acquired **LW Mike Rupp** from the New York Rangers in exchange for **LW Darroll Powe** and **RW Nick Palmieri**.
- 2/3/13 Recalled **F Charlie Coyle** from Houston (AHL) and placed **D Jared Spurgeon** on Injured Reserve.

JANUARY

- 1/27/13 Recalled **D Marco Scandella** from Houston (AHL) and reassigned **D Mathew Dumba** to Red Deer (WHL).
- 1/24/13 Recalled **D Jonas Brodin** from Houston (AHL).
- 1/18/13 Reassigned forwards **Jake Dowell**, **Nick Palmieri** and **Stephane Veilleux** and **D Jonas Brodin** to Houston (AHL).
- 1/17/13 Activated **F Pierre-Marc Bouchard** off Injured Reserve. Recalled **D Jonas Brodin** from Houston (AHL). Reassigned **D Steven Kampfer** to Houston (AHL).
- 1/12/13 Recalled **C Mikael Granlund** and **D Steven Kampfer** from Houston (AHL) and **D Mathew Dumba** from Red Deer (WHL).

OCTOBER

- 10/4/12 Reassigned **F Josh Caron** to Orlando (ECHL). **D Colton Jobke** to Regina (WHL) and **D Sean Lorenz** to Orlando (ECHL).

SEPTEMBER

- 9/14/12 Reassigned **D Drew Bagnall**, **C Joel Broda**, **D Jonas Brodin**, **RW Brett Bulmer**, **D Josh Caron**, **D Brian Connelly**, **RW Charlie Coyle**, **D Tyler Cuma**, **RW Justin Fontaine**, **LW Kris Foucault**, **D Chay Genoway**, **C Mikael Granlund**, **G Matt Hackett**, **D Colton Jobke**, **D Steven Kampfer**, **G Darcy Kuemper**, **LW Johan Larsson**, **C David McIntyre**, **RW Carson McMillan**, **D Kyle Medvec**, **RW Jarod Palmer**, **C Zack Phillips**, **C Chad Rau**, **D Marco Scandella** and **LW Jason Zucker** to Houston Aeros (AHL). Reassigned **D Mathew Dumba** to Red Deer (WHL).



2011-12 WILD



#	POS	PLAYER	GP	TOI/G	G	A	PTS	+/-	PIM	PP	SH	GW	SOG	SH%
15	L	DANY HEATLEY	82	20:56	24	29	53	2	28	8	0	3	238	10.1
9	C	MIKKO KOIVU	55	21:21	12	32	44	10	28	2	1	2	129	9.3
21	C	KYLE BRODZIAK	82	19:03	22	22	44	-15	66	5	0	0	160	13.8
10	R	DEVIN SETOGUCHI	69	17:35	19	17	36	-17	28	7	0	2	174	10.9
7	C	MATT CULLEN	73	18:56	14	21	35	-10	24	4	0	0	164	8.5
22	R	CAL CLUTTERBUCK	74	16:21	15	12	27	-4	103	3	4	2	161	9.3
25	R	NICK JOHNSON*	77	14:26	8	18	26	-6	45	0	0	1	146	5.5
46	D	JARED SPURGEON	70	21:35	3	20	23	-4	6	2	0	1	92	3.3
96	C	PIERRE-MARC BOUCHARD	37	16:19	9	13	22	-1	18	2	0	3	84	10.7
14	C	DARROLL POWE	82	13:59	6	7	13	-20	57	0	0	1	109	5.5
6	D	MARCO SCANDELLA*	63	21:46	3	9	12	-22	19	1	0	1	77	3.9
39	D	NATE PROSSER	51	19:14	1	11	12	-17	57	0	0	0	32	3.1
48	L	GUILLAUME LATENDRESSE	16	15:11	5	4	9	6	20	1	0	1	36	13.9
44	D	JUSTIN FALK	47	19:26	1	8	9	-13	54	1	0	0	46	2.2
26	C	ERIK CHRISTENSEN	29	10:24	6	1	7	-13	6	2	0	1	34	17.6
43	C	WARREN PETERS	58	10:35	1	4	5	-15	54	0	0	0	54	1.9
77	D	TOM GILBERT	20	24:03	0	5	5	-5	8	0	0	0	22	0.0
4	D	CLAYTON STONER	51	17:35	1	4	5	3	62	0	0	0	47	2.1
38	D	STEVEN KAMFER	13	14:56	2	1	3	-7	2	0	0	0	12	16.7
45	R	CARSON MCMILLAN*	11	11:03	1	2	3	1	11	0	0	1	8	12.5
19	R	BRETT BULMER*	9	11:01	0	3	3	1	6	0	0	0	7	0.0
2	D	MIKE LUNDIN	17	20:12	0	2	2	-1	4	0	0	0	9	0.0
23	L	JEFF TAFFE	5	12:54	0	2	2	2	0	0	0	0	7	0.0
36	C	CHAD RAU*	9	10:53	2	0	2	-1	0	0	0	2	7	28.6
34	C	DAVID MCINTYRE*	7	10:54	1	1	2	-1	2	0	0	0	6	16.7
19	L	STEPHANE VEILLEUX	21	9:48	0	2	2	-2	15	0	0	0	16	0.0
41	R	JED ORTMAYER	35	9:43	1	1	2	-8	14	0	0	1	41	2.4
28	L	MATT KASSIAN*	24	5:32	2	0	2	-2	55	0	0	0	13	15.4
16	L	JASON ZUCKER*	6	11:01	0	2	2	-2	2	0	0	0	10	0.0
27	C	CODY ALMOND	10	10:12	1	0	1	-5	15	0	0	0	7	14.3
79	C	JAROD PALMER*	6	13:20	1	0	1	-2	4	0	0	0	14	7.1
47	D	CHAY GENOWAY*	1	18:16	0	1	1	0	0	0	0	0	1	0.0
29	R	JON DISALVATORE	1	14:27	0	0	0	0	2	0	0	0	2	0.0
59	D	KRIS FREDHEIM*	3	11:58	0	0	0	-2	2	0	0	0	0	0.0
17	R	NICK PALMIERI	9	10:35	0	0	0	-3	2	0	0	0	13	0.0
65	D	TYLER CUMA*	1	11:09	0	0	0	0	2	0	0	0	0	0.0
72	L	KRISTOPHER FOUCAULT*	1	8:50	0	0	0	0	0	0	0	0	0	0.0
20	D	KURTIS FOSTER	14	15:53	0	0	0	1	4	0	0	0	15	0.0

#	GOALTENDER	GP	W	L	OT	SA	GA	GAA	SV	SV%	SO	A	PIM	MIN
32	NIKLAS BACKSTROM	46	19	18	7	1299	105	2.43	1194	.919	4	2	2	2589:41
37	JOSH HARDING	34	13	12	4	981	81	2.62	900	.917	2	0	0	1854:52
31	MATT HACKETT*	12	3	6	0	282	22	2.37	260	.922	0	0	0	555:34

* Rookie

2011-12 GAME-BY-GAME



GAME	DATE	OPPONENT	RESULT	W	L	OT	RECORD	PTS	DIVISION/ CONF. RANK	WILD GOALS (BY #)	WILD GOALTENDERS	ATT.
1	10/08	CBJ	4-2	W			01-00-00	2	3rd/12th	7,6p,15p,10	Backstrom	*19,040
2	10/10	@ NYI	1-2		L		01-01-00	2	T2nd/T5th	7	Backstrom	11,278
3	10/11	@ OTT	3-4		L	SO	01-01-01	3	T1st/5th	21,10p,25	Backstrom	*19,455
4	10/13	EDM	2-1	W	SO		02-01-01	5	2nd/4th	7	Backstrom	15,878
5	10/15	DET	2-3		L	OT	02-01-02	6	2nd/4th	5,22	Harding	17,104
6	10/18	PIT	2-4		L		02-02-02	6	2nd/7th	22s,48	Backstrom	17,297
7	10/20	@ EDM	2-1	W		SO	03-02-02	8	2nd/T5th	15	Backstrom	*16,839
8	10/22	@ VAN	2-3		L	OT	03-02-03	9	T2nd/T6th	10,21	Backstrom	*18,860
9	10/27	ANA	2-3		L		03-03-03	9	T3rd/T10th	46p,7p	Backstrom	15,723
10	10/29	DET	1-0	W			04-03-03	11	T3rd/T8th	15	Harding	17,233
11	11/01	@ DET	2-1	W		OT	05-03-03	13	T3rd/6th	9,10p	Harding	*20,066
12	11/03	VAN	5-1	W			06-03-03	15	2nd/4th	48,96,6,7,7	Harding	16,534
13	11/05	STL	2-1	W			07-03-03	17	2nd/4th	15,48	Harding	16,917
14	11/08	@ CGY	3-0	W			08-03-03	19	2nd/T3rd	14,15p,48	Backstrom	*19,289
15	11/10	@ SIS	1-3		L		08-04-03	19	2nd/T4th	21	Backstrom	*17,562
16	11/12	@ LAK	2-5		L		08-05-03	19	2nd/T4th	22p,14	HARDING/Backstrom	*18,118
17	11/13	@ ANA	3-2	W			09-05-03	21	1st/3rd	21,7,46	Backstrom	13,803
18	11/15	@ CBJ	4-2	W			10-05-03	23	1st/2nd	7p,25,22,10	Backstrom	10,833
19	11/17	COL	1-0	W			11-05-03	25	1st/2nd	10	Backstrom	16,779
20	11/19	STL	3-2	W		SO	12-05-03	27	1st/T1st	9s,9p	Harding	17,259
21	11/23	NSH	3-2	W			13-05-03	29	1st/1st	15,21p,22s	Harding	16,981
22	11/25	EDM	2-5		L		13-06-03	29	1st/T1st	10p,96	Harding	*18,092
23	11/27	CGY	2-5		L		13-07-03	29	1st/2nd	22p,25	BACKSTROM/Harding	16,864
24	11/28	TBL	3-1	W			14-07-03	31	1st/T1st	22s,96,9	Backstrom	16,628
25	11/30	@ EDM	3-2	W		SO	15-07-03	33	1st/1st	10,21p	Backstrom	*16,839
26	12/02	NJD	4-2	W			16-07-03	35	1st/1st	15,21,17,21	BACKSTROM/Harding	17,310
27	12/04	@ ANA	5-3	W			17-07-03	37	1st/1st	15p,17,96,25,22s	Harding	14,002
28	12/06	@ SIS	2-1	W			18-07-03	39	1st/1st	9,96p	HARDING/Hackett	*17,562
29	12/08	LAK	4-2	W			19-07-03	41	1st/1st	9,14,6,27	Hackett	*18,118
30	12/10	@ PHX	4-1	W			20-07-03	43	1st/1st	21p,9,21p,15p	Backstrom	10,976
31	12/13	@ WPG	1-2		L		20-08-03	43	1st/1st	48p	Backstrom	*15,004
32	12/14	CHI	3-4		L	SO	20-08-04	44	1st/1st	21,7,9	Backstrom	*19,254
33	12/17	NYI	1-2		L	SO	20-08-05	45	1st/1st	22	Backstrom	*18,209
34	12/19	@ VAN	0-4		L		20-09-05	45	1st/2nd		Backstrom	*18,890
35	12/20	@ CGY	1-2		L		20-10-05	45	1st/2nd	96	Harding	*19,289
36	12/22	@ EDM	1-4		L		20-11-05	45	1st/2nd	15	Backstrom	*16,839
37	12/26	COL	2-4		L		20-12-05	45	2nd/T5th	96p,22	Backstrom	*19,290
38	12/28	@ NSH	1-2		L	SO	20-12-06	46	2nd/T5th	15	Harding	*17,113
39	12/29	EDM	4-3	W			21-12-06	48	2nd/4th	9,79,96,15	Backstrom	*19,194
40	12/31	PHX	2-4		L		21-13-06	48	2nd/5th	96,7	Backstrom	*19,297
41	01/04	@ VAN	0-3		L		21-14-06	48	2nd/6th		Harding	*18,890
42	01/07	@ CGY	1-3		L		21-15-06	48	2nd/6th	15	Backstrom	*19,289
43	01/10	SIS	5-4	W		SO	22-15-06	50	2nd/6th	22,43,25,7	Harding	*18,986
44	01/12	@ CHI	2-5		L		22-16-06	50	2nd/T7th	10,21	HARDING/Hackett	*21,490
45	01/14	@ STL	2-3		L	SO	22-16-07	51	2nd/8th	34,46p	Harding	*19,150
46	01/17	@ PHI	1-5		L		22-17-07	51	2nd/8th	14	Harding	*19,787
47	01/19	@ TOR	1-4		L		22-18-07	51	3rd/9th	25	Backstrom	*19,421
48	01/21	DAL	5-2	W			23-18-07	53	3rd/9th	10p,22,36,21,15	Harding	*19,213
49	01/24	@ COL	3-2	W			24-18-07	55	2nd/8th	44p,15,45	Backstrom	16,291
50	01/31	NSH	4-5		L		24-19-07	55	2nd/8th	15,15p,22,21	Harding	17,325
51	02/02	@ COL	1-0	W			25-19-07	57	2nd/8th	5	Backstrom	14,186
52	02/04	@ DAL	1-2		L	SO	25-19-08	58	2nd/8th	21	Backstrom	*18,532
53	02/07	@ CBJ	1-3		L		25-20-08	58	2nd/T8th	39	Backstrom	11,237
54	02/09	VAN	2-5		L		25-21-08	58	T2nd/T9th	15,10p	Backstrom	17,859
55	02/11	CBJ	1-3		L		25-22-08	58	4th/12th	10	Backstrom	*18,958
56	02/14	ANA	1-2		L		25-23-08	58	4th/12th	15p	Harding	17,552
57	02/16	WPG	3-4		L	SO	25-23-09	59	4th/12th	10,10p,9	Backstrom	*19,060
58	02/18	@ STL	0-4		L		25-24-09	59	4th/12th		Harding	*19,150
59	02/19	BOS	2-0	W			26-24-09	61	4th/12th	36,7p	Backstrom	*19,198
60	02/23	@ FLA	3-2	W		SO	27-24-09	63	4th/12th	21,7p	Backstrom	13,892
61	02/24	@ DAL	1-4		L		27-25-09	63	4th/12th	10p	BACKSTROM/Hackett	13,144
62	02/26	SJS	4-3	W			28-25-09	65	4th/12th	22,55p,7,41	Backstrom	17,401
63	02/28	LAK	0-4		L		28-26-09	65	4th/12th		Backstrom	17,317
64	03/01	@ MTL	4-5		L	SO	28-26-10	66	4th/12th	28,28,15,10	BACKSTROM/Harding	*21,273
65	03/02	@ DET	0-6		L		28-27-10	66	4th/T12th		HARDING/Hackett	*20,066
66	03/04	COL	0-2		L		28-28-10	66	4th/T12th		Hackett	17,354
67	03/06	@ COL	1-7		L		28-29-10	66	4th/13th	10	HACKETT/Harding	13,385
68	03/08	@ PHX	3-2	W		SO	29-29-10	68	4th/13th	21,38	HARDING/Hackett	11,716
69	03/11	CGY	3-4		L		29-30-10	68	4th/T12th	26,26,10	Hackett	17,119
70	03/13	DAL	0-1		L		29-31-10	68	4th/13th		Hackett	17,326
71	03/17	CAR	3-5		L		29-32-10	68	4th/13th	21,25,26p	Hackett	*16,394
72	03/19	VAN	2-0	W			30-32-10	70	4th/13th	26p,21	Harding	17,188
73	03/22	CGY	3-2	W		SO	31-32-10	72	4th/13th	15p,14	Harding	17,002
74	03/24	@ BUF	1-3		L		31-33-10	72	4th/13th	38	Harding	*16,690
75	03/25	@ WSH	0-3		L		31-34-10	72	4th/13th		Hackett	*16,506
76	03/27	NYR	2-3		L		31-35-10	72	4th/13th	21p,9p	Harding	17,880
77	03/29	FLA	3-2	W		OT	32-35-10	74	4th/13th	21,26,9	Backstrom	16,952
78	03/31	LAK	4-3	W			33-35-10	76	4th/13th	14,25,26	Backstrom	*18,209
79	04/01	@ CHI	5-4	W	SO		34-35-10	78	4th/12th	10,15p,4,21	Harding	*21,576
80	04/03	@ NSH	1-2		L	SO	34-35-11	79	4th/12th	15	Backstrom	*17,113
81	04/05	CHI	2-1	W		SO	35-35-11	81	4th/12th	22p	Harding	*18,643
82	04/07	PHX	1-4		L		35-36-11	81	4th/12th	15	Backstrom	*18,864



2010-11 WILD



#	POS	PLAYER	GP	TOI/G	G	A	PTS	+/-	PIM	PP	SH	GW	SOG	SH%
24	RW	MARTIN HAVLAT	78	18:21	22	40	62	-10	52	3	0	4	229	9.6
9	C	MIKKO KOIVU	71	19:29	17	45	62	4	50	7	1	3	191	8.9
15	LW	ANDREW BRUNETTE	82	16:47	18	28	46	-7	16	8	0	3	117	15.4
8	D	BRENT BURNS	80	25:02	17	29	46	-10	98	8	0	3	170	10.0
7	C	MATT CULLEN	78	18:01	12	27	39	-14	34	5	4	2	150	8.0
96	C	PIERRE-MARC BOUCHARD	59	15:42	12	26	38	-3	14	0	0	2	98	12.2
21	C	KYLE BRODZIAK	80	15:46	16	21	37	-4	56	2	1	1	126	12.7
20	RW	ANTTI MIETTINEN	73	17:01	16	19	35	-3	38	8	0	4	168	9.5
22	RW	CAL CLUTTERBUCK	76	15:50	19	15	34	-5	79	4	0	3	191	9.9
11	C	JOHN MADDEN	76	15:20	12	13	25	-9	10	1	1	4	107	11.2
3	D	MAREK ZIDLICKY	46	21:46	7	17	24	-6	30	3	0	0	53	13.2
55	D	NICK SCHULTZ	74	20:13	3	14	17	-4	38	0	0	0	46	6.5
12	RW	CHUCK KOBASEW	63	11:50	9	7	16	-6	19	0	0	1	74	12.2
23	LW	ERIC NYSTROM	82	13:18	4	8	12	-16	30	1	0	0	83	4.8
46	D	JARED SPURGEON*	53	15:04	4	8	12	-1	2	2	0	1	38	10.5
16	RW	BRAD STAUBITZ	71	6:30	4	5	9	-5	173	0	0	1	29	13.8
4	D	CLAYTON STONER*	57	16:51	2	7	9	5	96	0	0	1	40	5.0
19	C	JOHN SULLIVAN	21	13:46	1	6	7	-1	2	0	0	0	37	2.7
5	D	GREG ZANON	82	21:32	0	7	7	-5	48	0	0	0	55	0
48	LW	GUILLAUME LATENDRESSE	11	12:42	3	3	6	2	8	1	0	1	18	16.7
25	D	CAM BARKER	52	16:24	1	4	5	-10	34	0	0	1	44	2.3
41	D	JUSTIN FALK*	22	14:09	0	3	3	-4	6	0	0	0	7	0
45	RW	CARSON MCMILLAN*	4	9:20	1	1	2	1	0	0	0	0	5	20.0
17	C	CASEY WELLMAN*	15	10:38	1	1	2	-1	4	0	0	1	20	5.0
6	D	MARCO SCANDLELLA*	20	14:58	0	2	2	-9	2	0	0	0	13	0
18	LW	COLTON GILLIES	7	10:22	1	0	1	-2	2	0	0	0	3	33.3
43	C	WARREN PETERS	11	8:42	1	0	1	-2	4	0	0	0	11	9.1
34	D	MAXIM NOREAU*	5	14:17	0	0	0	-1	0	0	0	0	8	0
27	C	CODY ALMOND*	8	7:01	0	0	0	0	2	0	0	0	3	0
28	LW	MATT KASSIAN*	4	5:29	0	0	0	-1	12	0	0	0	1	0
38	LW	ROBBIE EARL	6	8:45	0	0	0	-3	0	0	0	0	6	0
42	D	DREW BAGNALL	2	13:00	0	0	0	-2	4	0	0	0	1	0
29	RW	JED ORTMAYER	4	9:23	0	0	0	-1	2	0	0	0	5	0
39	D	NATE PROSSER*	2	14:48	0	0	0	0	0	0	0	0	1	0

#	GOALTENDER	GP	W	L	OT	SA	GA	GAA	SV	SV%	SO	A	PIM	MIN
32	NIKLAS BACKSTROM	51	22	23	5	1566	132	2.66	1434	0.916	3	1	2	2977:33
60	JOSE THEODORE	32	15	11	3	963	81	2.71	882	0.916	1	0	2	1792:54
35	ANTON KHUDOBIN*	4	2	1	0	86	5	1.59	81	0.942	1	0	0	188:44

* Rookie

2010-11 GAME-BY-GAME



GAME	DATE	OPPONENT	RESULT	W	L	OT	RECORD	PTS	DIVISION/ CONF. RANK	WILD GOALS (BY #)	WILD GOALTENDERS	ATT.
1	10/7	CAROLINA+	3-4		L		0-1-0	0	T3rd/T4th	47,7p,8p	Backstrom	12,355
2	10/8	at Carolina+	1-2		L	OT	0-1-1	1	3rd/T6th	15p	Backstrom	*13,465
3	10/14	EDMONTON	4-2	W			1-1-1	3	T1st/T8th	20p,9p,9p,7p	Backstrom	*18,449
4	10/16	COLUMBUS	2-3		L		1-2-1	3	T2nd/T11th	8p,22	Backstrom	17,336
5	10/19	VANCOUVER	6-2	W			2-2-1	5	T3rd/T9th	3p,48,22p,11,15,7p	Backstrom	16,806
6	10/21	at Edmonton	4-2	W			3-2-1	7	2nd/T7th	21,21,48p,8	Backstrom	*16,839
7	10/22	at Vancouver	1-5	L			3-3-1	7	4th/T10th	20	Theodore	*18,860
8	10/25	LOS ANGELES	2-3		L	SO	3-3-2	8	T2nd/T9th	11,55	Backstrom	17,094
9	10/28	WASHINGTON	2-1	W			4-3-2	10	T3rd/T9th	12,9p	Backstrom	17,352
10	10/30	CHICAGO	1-3	L			4-4-2	10	T3rd/T11th	3	Backstrom	*18,376
11	11/2	SAN JOSE	1-0	W			5-4-2	12	T3rd/T9th	15p	Backstrom	16,502
12	11/5	CALGARY	2-1	W			6-4-2	14	2nd/8th	22,24	Backstrom	17,124
13	11/6	at Columbus	3-2	W			7-4-2	16	2nd/T6th	8p,8p,22	Theodore	13,457
14	11/11	at Atlanta	1-5		L		7-5-2	16	2nd/T8th	20p	Backstrom	10,055
15	11/12	at Florida	1-2	L			7-6-2	16	3rd/T10th	22p	Theodore	15,043
16	11/14	at Tampa Bay	4-1	W			8-6-2	18	2nd/T8th	22p,11,20p,23	Backstrom	14,868
17	11/17	ANAHEIM	2-1	W		OT	9-6-2	20	3rd/T10th	24,20	Backstrom	16,890
18	11/19	at Detroit	4-3	W		OT	10-6-2	22	3rd/T8th	8,22,9,11	Theodore	*20,066
19	11/20	NY RANGERS	2-5	L			10-7-2	22	3rd/T10th	75,24	Backstrom	*18,695
20	11/24	PHILADELPHIA	1-6	L			10-8-2	22	3rd/T12th	19	Theodore	16,516
21	11/26	NASHVILLE	5-2	W			11-8-2	24	3rd/T10th	3,15,24,55,24	Theodore	17,814
22	11/27	at Colorado	4-7		L		11-9-2	24	3rd/T12th	20,7p,21,21	Backstrom	*18,007
23	11/29	at Calgary	0-3	L			11-10-2	24	3rd/T12th	None	Theodore	*19,289
24	12/1	PHOENIX	2-4	L			11-11-2	24	3rd/T13th	7,9	Theodore	17,101
25	12/3	CALGARY	2-3		L	SO	11-11-3	25	3rd/T13th	96,24	Backstrom	17,130
26	12/4	at Dallas	3-4		L	OT	11-11-4	26	3rd/T13th	20,12,24	Theodore	14,344
27	12/9	at Phoenix	3-2	W			12-11-4	28	3rd/T13th	15,8,15p	Backstrom	7,749
28	12/11	at Los Angeles	3-2	W		OT	13-11-4	30	3rd/T13th	9s,22,8p	Theodore	*18,118
29	12/12	at Anaheim	2-6	L			13-12-4	30	3rd/T13th	8,3p	Backstrom	14,338
30	12/16	OTTAWA	1-3	L			13-13-4	30	4th/14th	21	Theodore	17,366
31	12/18	at Calgary	3-1	W			14-13-4	32	3rd/T13th	20p,9,12	Backstrom	*19,289
32	12/20	CALGARY	4-1	W			15-13-4	34	3rd/T13th	21,24p,11p,22	Backstrom	*18,315
33	12/23	at Colorado	3-1	W			16-13-4	36	3rd/T13th	7s,7,15p	Theodore	16,323
34	12/26	DETROIT	1-4		L		16-14-4	36	3rd/T13th	8p	Backstrom	*19,227
35	12/27	at Columbus	3-4		L	SO	16-14-5	37	3rd/T13th	12,9,22	Theodore	14,454
36	12/29	SAN JOSE	5-3	W			17-14-5	39	3rd/T12th	21p,9,12,8,21	Backstrom	*19,131
37	12/31	NASHVILLE	1-4		L		17-15-5	39	3rd/T13th	12	Backstrom	*18,285
38	1/2	PHOENIX	6-5	W		OT	18-15-5	41	3rd/T13th	15,15p,55,8,96,25	Theodore	17,240
39	1/4	at New Jersey	2-1	W			19-15-5	43	3rd/T12th	22,4	Theodore	13,257
40	1/6	at Boston	3-1	W			20-15-5	45	3rd/T10th	24p,22,9	Theodore	*17,565
41	1/8	at Pittsburgh	4-0	W			21-15-5	47	3rd/T10th	12,24,22,21	Theodore	*18,263
42	1/9	DALLAS	0-4	L			21-16-5	47	3rd/T8th	None	Theodore	*18,082
43	1/11	at Nashville	1-5	L			21-17-5	47	3rd/T10th	9	THEODORE/Khudobin	15,319
44	1/14	COLORADO	1-4	L			21-18-5	47	3rd/T10th	15	Khudobin	*18,218
45	1/16	VANCOUVER	4-0	W			22-18-5	49	3rd/T9th	15p,24,7s,11	Khudobin	*18,458
46	1/18	at Edmonton	4-1	W			23-18-5	51	3rd/T9th	7,8,96,15p	Khudobin	*16,839
47	1/19	at Calgary	6-0	W			24-18-5	53	3rd/9th	24,9p,11,22,12,24	Backstrom	*19,289
48	1/22	at San Jose	3-4		L		24-19-5	53	3rd/T10th	9p,9p,8	Backstrom	*17,562
49	1/25	at Chicago	4-2	W			25-19-5	55	3rd/T9th	24,12,20,96	Backstrom	*21,247
50	2/1	LOS ANGELES	1-0	W		SO	26-19-5	57	2nd/9th	None	Backstrom	17,504
51	2/3	at Colorado	4-3	W			27-19-5	59	2nd/T7th	21,15,15,96	Theodore	13,818
52	2/5	at Phoenix	0-1	L			27-20-5	59	T2nd/T9th	None	Backstrom	14,587
53	2/9	COLORADO	3-2	W			28-20-5	61	3rd/9th	20p,24,11	Backstrom	*18,194
54	2/11	at St. Louis	5-4	W		SO	29-20-5	63	3rd/9th	15,22,22,24	Theodore	*19,150
55	2/12	ST. LOUIS	3-1	W			30-20-5	65	2nd/8th	22,20p,21	Backstrom	*19,322
56	2/15	VANCOUVER	1-4	L			30-21-5	65	3rd/T9th	22p	Backstrom	*18,106
57	2/16	at Chicago	1-3	L			30-22-5	65	3rd/T10th	7p	Theodore	*21,535
58	2/18	ANAHEIM	5-1	W			31-22-5	67	3rd/T10th	9,7s,23p,21,24p	Backstrom	*18,967
59	2/20	DETROIT	1-2		L	SO	31-22-6	68	3rd/T7th	24	Backstrom	*18,912
60	2/22	EDMONTON	4-1	W			32-22-6	70	T2nd/T5th	24,21,46p,96	Backstrom	17,321
61	2/24	at Los Angeles	2-4		L		32-23-6	70	T2nd/T6th	23,8p	Backstrom	*18,118
62	2/25	at Anaheim	3-2	W		OT	32-23-6	72	2nd/T5th	11,4,96	Theodore	13,617
63	2/28	CHICAGO	2-4		L		33-24-6	72	3rd/T8th	24,8	Backstrom	*19,155
64	3/2	at NY Islanders	1-4	L			33-25-6	72	3rd/T11th	11	Backstrom	7,098
65	3/3	at NY Rangers	3-1	W			34-25-6	74	3rd/T9th	21p,17,96	Theodore	*18,200
66	3/6	BUFFALO	2-3		L	OT	34-25-7	75	3rd/T9th	43,3p	Theodore	*18,091
67	3/8	COLORADO	5-2	W			35-25-7	77	3rd/T8th	24,15p,11,46,21s	Backstrom	*18,441
68	3/10	at Nashville	0-4	L			35-26-7	77	3rd/T10th	None	Backstrom	15,343
69	3/11	at Dallas	0-4	L			35-27-7	77	3rd/T11th	None	Theodore	14,545
70	3/14	at Vancouver	2-4	L			35-28-7	77	3rd/T11th	15,9	Backstrom	*18,860
71	3/17	at San Jose	2-3	L			35-29-7	77	3rd/T11th	11s,21	Backstrom	*17,562
72	3/19	COLUMBUS	4-5		L	OT	35-29-8	78	3rd/T11th	16,22,20,96	Backstrom	*18,305
73	3/20	MONTREAL	1-8	L			35-30-8	78	3rd/T11th	9ps	THEODORE/Backstrom	*18,595
74	3/22	TORONTO	0-3	L			35-31-8	78	3rd/T11th	None	Backstrom	*18,761
75	3/26	ST. LOUIS	3-6	L			35-32-8	78	3rd/T11th	3,20p,20	Backstrom	*18,112
76	3/29	at St. Louis	3-2	W		SO	36-32-8	80	3rd/T11th	23,96	Theodore	*19,150
77	3/31	EDMONTON	4-2	W			37-32-8	82	3rd/T11th	20p,3,16,24	Backstrom	*18,120
78	4/2	TAMPA BAY	1-3	L			37-33-8	82	3rd/T11th	96	Backstrom	*18,591
79	4/3	at Detroit	2-4	L			37-34-8	82	3rd/T11th	16,45	Theodore	*20,066
80	4/7	at Vancouver	0-5	L			37-35-8	82	3rd/T12th	None	BACKSTROM/Theodore	18,860
81	4/8	at Edmonton	3-1	W			38-35-8	84	3rd/T12th	8p,46,15	Theodore	*16,839
82	4/10	DALLAS	5-3	W			39-35-8	86	3rd/T12th	16,46,18,20,96	Backstrom	*18,504



2009-10 WILD



#	POS	PLAYER	GP	TOI/G	G	A	PTS	+/	PIM	PP	SH	GW	SOG	SH%
9	C	MIKKO KOIVU	80	20:44	22	49	71	-2	50	8	1	2	246	8.9
15	L	ANDREW BRUNETTE	82	17:01	25	36	61	-5	12	12	0	3	129	19.4
14	R	MARTIN HAVLAT	73	17:55	18	36	54	-19	34	4	0	3	169	10.7
3	D	MAREK ZIDLICKY	78	24:10	6	37	43	-16	67	4	0	3	116	5.2
20	R	ANTTI MIETTINEN	79	18:02	20	22	42	-2	44	5	0	4	175	11.4
48	L	GUILLAUME LATENDRESSE	55	16:27	25	12	37	1	12	7	0	4	133	18.8
25	C	ERIC BELANGER	60	15:45	13	22	35	-1	28	3	0	3	120	10.8
11	R	OWEN NOLAN	73	16:35	16	17	33	-12	40	4	1	3	151	10.6
21	C	KYLE BRODZIAK	82	15:19	9	23	32	-3	22	0	0	3	140	6.4
22	R	CAL CLUTTERBUCK	74	14:16	13	8	21	-8	52	1	2	1	136	9.6
8	D	BRENT BURNS	47	22:22	3	17	20	-15	32	2	0	0	104	2.9
55	D	NICK SCHULTZ	80	20:58	1	19	20	-8	43	1	0	0	83	1.2
6	D	GREG ZANON	81	22:22	2	13	15	-10	36	0	0	0	59	3.4
12	R	CHUCK KOBASEW	42	13:50	9	5	14	-9	16	2	0	2	58	15.5
16	C	ANDREW EBBETT	49	13:05	8	6	14	-8	6	2	0	2	57	14
5	D	KIM JOHNSON	52	23:46	6	8	14	3	26	3	0	0	84	7.1
34	D	SHANE HNDY	70	13:32	2	12	14	-6	66	0	0	0	49	4.1
45	D	CAM BARKER	19	22:01	1	6	7	-2	10	1	0	0	31	3.2
38	L	ROBBIE EARL*	32	8:56	6	0	6	1	6	0	0	0	29	20.7
51	C	JAMES SHEPPARD	64	11:59	2	4	6	-14	38	0	0	0	64	3.1
67	L	BENOIT POULIOT	14	11:56	2	2	4	0	12	0	0	0	19	10.5
17	C	CASEY WELLMAN*	12	12:03	1	3	4	-2	0	0	0	0	18	5.6
24	L	DEREK BOOGAARD	57	6:09	0	4	4	-12	105	0	0	0	26	0
17	R	PETR SYKORA	14	11:59	2	1	3	-7	8	0	0	0	13	15.4
36	D	JOHN SCOTT	51	8:36	1	1	2	-3	90	0	0	0	22	4.5
7	D	CLAYTON STONER*	8	13:18	0	2	2	1	12	0	0	0	5	0
23	C	CODY ALMOND*	7	7:45	1	0	1	-3	9	0	0	0	6	16.7
39	D	NATE PROSSER*	3	19:36	0	1	1	2	8	0	0	0	4	0
26	D	JAIME SIFERS	14	12:59	0	0	0	1	6	0	0	0	9	0
29	R	PETR KALUS*	2	7:44	0	0	0	0	0	0	0	0	0	0
44	D	JUSTIN FALK*	3	7:32	0	0	0	-2	0	0	0	0	0	0
40	R	DANNY IRMAN*	2	4:38	0	0	0	-1	0	0	0	0	0	0
34	D	MAXIM NOREAU*	1	7:01	0	0	0	0	0	0	0	0	0	0

#	GOALTENDER	GP	W	L	OT	SA	GA	GAA	SV	SV%	SO	A	PIM	MIN
32	NIKLAS BACKSTROM	60	26	23	8	1,632	158	2.72	1,474	.903	2	1	4	3,489
37	JOSH HARDING	25	9	12	0	692	66	3.05	626	.905	1	1	4	1,300
31	WADE DUBIELEWICZ	3	1	1	0	34	5	2.97	29	.853	0	0	0	101
35	ANTON KHUDBIN*	2	2	0	0	48	1	0.87	47	.979	0	0	0	69

* Rookie

2009-10 GAME-BY-GAME



GAME	DATE	OPPONENT	RESULT	W	L	OT	RECORD	PTS	DIVISION/ CONF. RANK	WILD GOALS (BY #)	WILD GOALTENDERS	ATT.
1	10/3	@Columbus	1-2		L		0-1-0	0	t-3rd/t-11	15p	Backstrom	18,159
2	10/6	ANAHEIM	4-3	W		OT	1-1-0	2	t-3rd/t-7th	9p, 17, 25p, 15p	Backstrom	*18,256
3	10/8	@Los Angeles	3-6	L			1-2-0	2	4th/t-13th	14p, 55p, 5	Harding	14,995
4	10/10	@San Jose	2-4	L			1-3-0	2	t-4th/t-14th	15, 11p	Backstrom	17,562
5	10/14	@Anaheim	2-3	L			1-4-0	2	5th/t-15th	25, 15	Backstrom	15,111
6	10/16	@Edmonton	2-5	L			1-5-0	2	5th/t-15th	67, 15p	Harding	16,839
7	10/17	@Vancouver	1-2	L			1-6-0	2	5th/t-15th	9	Backstrom	18,810
8	10/21	COLORADO	3-2	W		SO	2-6-0	4	5th/t-15th	8p, 9p	Backstrom	*18,175
9	10/23	@St. Louis	1-3	L			2-7-0	4	5th/t-15th	12	Backstrom	19,150
10	10/24	CAROLINA	3-2	W		OT	3-7-0	6	5th/t-15th	15p, 21, 22	Backstrom	*18,145
11	10/26	@Chicago	1-3	L			3-8-0	6	5th/t-15th	15p	Backstrom	20,046
12	10/28	NASHVILLE	3-4	L			3-9-0	6	5th/t-15th	8p, 22, 11	Backstrom	*18,199
13	10/30	N.Y. RANGERS	3-2	W			4-9-0	8	5th/t-15th	17, 25, 20	Backstrom	*18,106
14	10/31	@Pittsburgh	2-1	W			5-9-0	10	5th/t-15th	21, 25	Backstrom	16,960
15	11/5	VANCOUVER	2-5	L			5-10-0	10	5th/t-15th	21, 21	BACKSTROM/HARDING	*18,105
16	11/7	DALLAS	3-2	W			6-10-0	12	5th/t-15th	22s, 9, 3	Backstrom	*18,555
17	11/10	@Toronto	5-2	W			7-10-0	14	5th/t-15th	14p, 3p, 9, 6, 11s	Backstrom	19,063
18	11/12	@Tampa Bay	3-4	L		OT	7-10-1	15	5th/t-14th	67, 5p, 11	Backstrom	14,530
19	11/13	@Washington	1-3	L			7-11-1	15	5th/t-14th	22	Harding	18,277
20	11/15	@Carolina	4-5	L		OT	7-11-2	16	5th/t-14th	20, 38, 36, 38	Backstrom	12,194
21	11/18	PHOENIX	2-3	L			7-12-2	16	5th/t-14th	15, 20	Backstrom	*18,110
22	11/20	N.Y. ISLANDERS	3-2	W			8-12-2	18	5th/t-14th	11, 9p, 11	Backstrom	*18,114
23	11/25	BOSTON	2-3	L		SO	8-12-3	19	5th/t-15th	16p	Backstrom	*18,208
24	11/27	COLORADO	5-3	W			9-12-3	21	5th/t-15th	11, 12, 12p, 15p, 12	Backstrom	*18,365
25	11/28	@Colorado	3-2	W		SO	10-12-3	23	5th/t-15th	25, 48	Harding	15,303
26	12/2	NASHVILLE	5-4	W		OT	11-12-3	25	4th/t-12th	20, 22, 48, 9p, 16	Backstrom	*18,071
27	12/4	ANAHEIM	5-4	W		SO	12-12-3	27	4th/t-12th	9, 20, 9, 20p	Backstrom	*18,265
28	12/5	@Nashville	5-3	W			13-12-3	29	4th/t-12th	16, 51, 15p, 20, 25p	Harding	13,145
29	12/7	@Phoenix	0-2	L			13-13-3	29	5th/t-13th		Backstrom	8,981
30	12/9	@Colorado	1-0	W			14-13-3	31	5th/t-13th	20	Backstrom	11,435
31	12/11	@Calgary	2-1	W			15-13-3	33	5th/t-13th	51, 14	Backstrom	19,289
32	12/12	@Vancouver	3-4	L			15-14-3	33	5th/t-13th	34, 6, 14	Harding	18,810
33	12/15	COLUMBUS	2-1	W			16-14-3	35	T-4th/t-12th	48, 3	Backstrom	*18,086
34	12/17	@Montreal	3-1	W			17-14-3	37	4th/t-11th	38, 9p, 22	Backstrom	21,273
35	12/19	@Ottawa	1-4	L			17-15-3	37	4th/t-11th	14	Backstrom	16,259
36	12/21	COLORADO	3-4	L			17-16-3	37	4th/t-11th	22s, 11, 14	Backstrom	*18,244
37	12/23	EDMONTON	3-1	W			18-16-3	39	4th/t-11th	15p, 11, 48	Backstrom	*18,250
38	12/26	ST. LOUIS	4-3	W			19-16-3	41	4th/t-11th	48, 34, 5, 48	Backstrom	*18,554
39	12/28	@Los Angeles	4-3	W			20-16-3	43	4th/t-10th	14, 5p, 25, 25	Backstrom	18,118
40	12/29	@Anaheim	2-4	L			20-17-3	43	4th/t-11th	20, 5p	Harding	16,960
41	12/31	LOS ANGELES	2-5	L			20-18-3	43	4th/t-11th	15, 11	Backstrom	*18,504
42	1/2	NEW JERSEY	3-5	L			20-19-3	43	4th/t-11th	25, 3s, 15	Backstrom	*19,155
43	1/5	@Chicago	1-4	L			20-20-3	43	4th/t-11th	48	Harding	21,381
44	1/6	CALGARY	4-1	W			21-20-3	45	4th/t-11th	25p, 21, 25, 22	Backstrom	*18,137
45	1/9	CHICAGO	6-5	W			22-20-3	47	4th/t-11th	48, 5, 9, 3p, 48	Backstrom/HARDING	*19,310
46	1/11	PITTSBURGH	4-3	W			23-20-3	49	4th/t-10th	25, 14, 22, 48	Backstrom	*19,044
47	1/13	VANCOUVER	5-2	W			24-20-3	51	4th/t-10th	21, 9, 20p, 11, 20	Backstrom	*18,356
48	1/14	@St. Louis	0-1	L			24-21-3	51	4th/t-10th	-	Harding	19,150
49	1/16	@Phoenix	4-6	L			24-22-3	51	4th/t-10th	48, 48p, 11p, 48	Backstrom	12,631
50	1/18	@Dallas	3-4	L			24-23-3	51	4th/t-12th	20p, 20, 9	BACKSTROM/HARDING	16,302
51	1/21	DETROIT	3-4	L		SO	24-23-4	52	4th/t-12th	38, 14, 15	Harding/BACKSTROM	18,330
52	1/23	COLUMBUS	4-2	W			25-23-4	54	4th/t-12th	9, 9, 25, 38	Backstrom	*18,173
53	1/27	DETROIT	5-2	W			26-23-4	56	4th/t-11th	20p, 20, 16, 48, 14p	Harding	*18,316
54	1/28	@Colorado	1-0	W			27-23-4	58	4th/t-10th	14	Harding	11,597
55	1/30	@San Jose	2-5	L			27-24-4	58	4th/t-12th	11, 22p	Harding	17,652
56	2/2	@Dallas	2-4	L			27-25-4	58	4th/t-12th	48p, 15	Dubielewicz	16,729
57	2/4	EDMONTON	4-2	W			28-25-4	60	4th/t-12th	14, 20, 48, 14	Harding/KHUBOBIN	*18,168
58	2/6	PHILADELPHIA	2-1	W			29-25-4	62	4th/t-11th	22, 11	Khudobin	*18,640
59	2/10	PHOENIX	2-3	L			29-26-4	62	4th/t-12th	48p, 14	Backstrom	*18,178
60	2/12	ATLANTA	2-3	L			29-27-4	62	4th/t-13th	15p, 16	Backstrom	*18,257
61	2/14	VANCOUVER	6-2	W			30-27-4	64	4th/t-13th	48p, 21, 3p, 15p, 22, 45p	Backstrom	*19,342
62	3/3	@Calgary	4-0	W			31-27-4	66	4th/t-13th	21, 15, 9, 14	Backstrom	19,289
63	3/5	@Edmonton	1-2	L		SO	31-27-5	67	4th/t-13th	48	Backstrom	16,839
64	3/7	CALGARY	2-5	L			31-28-5	67	4th/t-13th	48, 48p	Backstrom	*18,217
65	3/9	FLORIDA	2-3	L		SO	31-28-6	68	4th/t-13th	9p, 38	Backstrom	*18,191
66	3/11	@Detroit	1-5	L			31-29-6	68	4th/t-13th	16	Harding	19,327
67	3/12	@Buffalo	3-2	W			32-29-6	70	4th/t-12th	16p, 48, 15	Harding	18,690
68	3/14	ST. LOUIS	4-2	W			33-29-6	72	4th/t-11th	15, 9p, 48, 20	Harding	*18,580
69	3/16	EDMONTON	4-2	W			34-29-6	74	4th/t-10th	16, 20, 12, 14	Harding	*18,474
70	3/18	@Nashville	0-5	L			34-30-6	74	4th/t-11th	-	HARDING/Dubielewicz	16,615
71	3/19	@Columbus	2-4	L			34-31-6	74	4th/t-12th	9, 12	Harding	16,419
72	3/21	CALGARY	4-3	W			35-31-6	76	4th/t-12th	15, 48p, 12, 12	Harding	*18,411
73	3/23	SAN JOSE	1-4	L			35-32-6	76	4th/t-13th	48p	Backstrom	*18,551
74	3/25	@Philadelphi	4-3	W		OT	36-32-6	78	4th/t-13th	3p, 14, 15, 21	Backstrom	19,716
75	3/26	@Detroit	2-6	L			36-33-6	78	4th/t-13th	15p, 11	HARDING/Backstrom	20,066
76	3/29	LOS ANGELES	3-2	W			37-33-6	80	4th/t-13th	11p, 8, 14p	Backstrom	*18,284
77	3/31	CHICAGO	0-4	L			37-34-6	80	4th/t-13th	-	Backstrom	*18,933
78	4/2	SAN JOSE	2-3	L			37-35-6	80	4th/t-13th	22, 20p	Backstrom	*18,584
79	4/4	@Vancouver	3-4	L		OT	37-35-7	81	4th/t-13th	15p, 23, 20	Backstrom	18,810
80	4/5	@Edmonton	1-4	L			37-36-7	81	4th/t-13th	15	Backstrom	16,839
81	4/8	@Calgary	2-1	W		SO	38-36-7	83	4th/t-13th	12p	Backstrom/DUBIELEWICZ	19,289
82	4/10	DALLAS	3-4	L		SO	38-36-8	84	4th/t-13th	9p, 9, 17	Backstrom	*19,190



2008-09 WILD



#	POS	PLAYER	GP	TOI/G	G	A	PTS	+/-	PIM	PP	SH	GW	SOG	SH%
9	C	MIKKO KOIVU	79	21:29	20	47	67	2	66	5	4	3	236	8.5
15	L	ANDREW BRUNETTE	80	16:56	22	28	50	-5	18	9	0	3	118	18.6
96	C	PIERRE-MARC BOUCHARD	71	16:58	16	30	46	-5	20	2	0	1	142	11.3
11	R	OWEN NOLAN	59	16:23	25	20	45	5	26	12	0	5	148	16.9
20	R	ANTTI MIETTINEN	82	18:16	15	29	44	-1	32	4	2	3	186	8.1
3	D	MAREK ZIDLICKY	76	22:06	12	30	42	-12	76	10	0	3	147	8.2
25	C	ERIC BELANGER	79	17:50	13	23	36	-5	26	4	0	4	147	8.8
47	D	MARC-ANDRE BERGERON	72	16:54	14	18	32	5	30	7	0	3	140	10
8	D	BRENT BURNS	59	22:25	8	19	27	-7	45	4	0	2	147	5.4
51	C	JAMES SHEPPARD	82	15:10	5	19	24	-14	41	0	0	1	88	5.7
5	D	KIM JOHNSON	81	24:31	2	22	24	-3	44	1	0	0	93	2.2
19	L	STEPHANE VEILLEUX	81	15:47	13	10	23	-17	40	0	1	1	146	8.9
10	R	MARIAN GABORIK	17	19:59	13	10	23	3	2	2	1	2	68	19.1
22	R	CAL CLUTTERBUCK*	78	13:00	11	7	18	-5	76	1	0	1	136	8.1
41	D	MARTIN SKOULA	81	19:57	4	12	16	-12	10	0	0	0	55	7.3
49	C	DAN FRITSCHIE	50	10:38	5	8	13	-5	12	1	1	0	54	9.3
67	L	BENOIT POULIOT*	37	11:50	5	6	11	1	18	2	0	1	34	14.7
55	D	NICK SCHULTZ	79	20:33	2	9	11	-4	31	0	0	0	48	4.2
28	L	PETER OLVECKY*	31	8:55	2	5	7	1	12	0	0	1	19	10.5
18	C	COLTON GILLIES*	45	8:13	2	5	7	-2	18	0	0	1	22	9.1
39	C	KRYSTOFER KOLANOS	21	10:36	3	3	6	3	16	1	0	0	30	10
26	D	KURTIS FOSTER	10	13:35	1	5	6	7	6	0	0	0	10	10
12	R	CRAIG WELLER	36	6:57	1	2	3	-3	47	1	0	0	27	3.7
24	L	DEREK BOOGAARD	51	4:59	0	3	3	3	87	0	0	0	13	0
6	D	TOMAS MOJZIS	4	7:14	0	1	1	-1	2	0	0	0	2	0
36	D	JOHN SCOTT*	20	9:14	0	1	1	-1	21	0	0	0	6	0

#	GOALTENDER	GP	W	L	OT	SA	GA	GAA	SV	SV%	SO	A	PIM	MIN
32	NIKLAS BACKSTROM	71	37	24	8	2,059	159	2.33	1,900	.923	8	0	6	4,088
29	JOSH HARDING	19	3	9	1	453	32	2.21	421	.929	0	0	2	870

* Rookie



2008-09 GAME-BY-GAME

GAME	DATE	OPPONENT	RESULT	W	L	OT	RECORD	PTS	DIVISION/ CONF. RANK	WILD GOALS (BY #)	WILD GOALTENDERS	ATT.
1	10/11	BOSTON	4-3	W			1-0-0	2	2nd/5th	25p, 47p, 20, 25	Backstrom	*18,568
2	10/14	@Atlanta	4-2	W			2-0-0	4	1st/2nd	15p, 10, 20, 20	Backstrom	11,843
3	10/16	@Florida	6-2	W			3-0-0	6	1st/2nd	15, 5, 20p, 67, 20p, 9p	Backstrom	12,106
4	10/18	@Tampa Bay	1-0	W			4-0-0	8	t-1st/t-3rd	-	Backstrom	15,191
5	10/23	BUFFALO	3-4		L	OT	4-0-1	9	1st/3rd	67, 19, 8p	Backstrom	*18,568
6	10/25	COLUMBUS	2-1	W			5-0-1	11	1st/3rd	96, 11	Backstrom	*18,568
7	10/27	CHICAGO	3-2	W			6-0-1	13	1st/3rd	15, 20, 8p	Backstrom	*18,568
8	10/29	@Dallas	2-4		L		6-1-1	13	1st/3rd	47p, 15p	BACKSTROM/Harding	18,431
9	10/30	MONTREAL	1-2	L			6-2-1	13	t-1st/t-3rd	8	Harding	*18,568
10	11/1	@Phoenix	3-2	W			7-2-1	15	1st/3rd	67, 9, 25	Backstrom	14,817
11	11/4	@San Jose	1-3	L			7-3-1	15	1st/3rd	39	Backstrom	17,183
12	11/6	@Colorado	3-1	W			8-3-1	17	1st/3rd	96, 67p, 15	Backstrom	14,562
13	11/8	@Vancouver	0-2	L			8-4-1	17	t-1st/t-3rd	-	Backstrom	18,630
14	11/13	PHOENIX	4-0	W			9-4-1	19	1st/3rd	3p, 15p, 25p, 3p	Backstrom	*18,568
15	11/15	COLUMBUS	3-2	W		SO	10-4-1	21	1st/3rd	67p, 2	Backstrom	*18,568
16	11/18	@Pittsburgh	2-1	W		SO	11-4-1	23	t-1st/t-3rd	9	Backstrom	16,971
17	11/20	VANCOUVER	2-3		L		11-5-1	23	2nd/4th	9, 9	Backstrom	*18,568
18	11/22	ST. LOUIS	1-2	L			11-6-1	23	t-2nd/t-4th	19	Backstrom	*18,568
19	11/24	WASHINGTON	4-3	W			12-6-1	25	2nd/4th	22, 22p, 3p, 51	Backstrom	*18,568
20	11/26	DALLAS	3-4	L			12-7-1	25	3rd/7th	25, 11p, 15	Backstrom	*18,568
21	11/28	TAMPA BAY	4-2	W			13-7-1	27	2nd/5th	11, 51, 9, 25	Backstrom	*18,568
22	11/29	@Nashville	6-2	W			14-7-1	29	2nd/5th	96p, 15p, 11p, 9, 9p, 12p	Harding	13,990
23	12/1	COLORADO	5-6	L			14-8-1	29	2nd/5th	96, 9p, 96p, 11p, 8	BACKSTROM/Harding	*18,568
24	12/3	ST. LOUIS	4-0	W			15-8-1	31	1st/3rd	25, 15p, 3p, 20	Backstrom	*18,568
25	12/5	VANCOUVER	1-2	L			15-9-1	31	2nd/4th	9	Backstrom	*18,568
26	12/6	@Nashville	0-1	L			15-10-1	31	t-2nd/t-4th	-	Harding	14,408
27	12/11	@Phoenix	1-3	L			15-11-1	31	3rd/7th	20	Backstrom	13,296
28	12/13	@Los Angeles	1-3	L			15-12-1	31	3rd/7th	8p	Backstrom	14,857
29	12/14	@Anaheim	2-4	L			15-13-1	31	3rd/7th	47p, 25	Harding	16,577
30	12/17	CALGARY	2-3	L		OT	15-13-2	32	3rd/8th	15, 10	Backstrom	*18,568
31	12/19	N.Y. ISLANDERS	4-1	W			16-13-2	34	3rd/8th	19, 18, 9, 96	Backstrom	*18,568
32	12/20	@St. Louis	2-4	L			16-14-2	34	3rd/9th	55, 96	Backstrom	19,150
33	12/23	CAROLINA	3-2	W			17-14-2	36	3rd/8th	22, 10p, 19s	Backstrom	*18,568
34	12/28	CHICAGO	1-4	L			17-15-2	36	4th/9th	22	Backstrom	*18,568
35	12/29	@Calgary	1-2	L			17-16-2	36	5th/11th	19	Harding	19,289
36	12/31	SAN JOSE	3-2	W		OT	18-16-2	38	3rd/8th	11p, 39p, 8	Backstrom	*18,568
37	1/3	DETROIT	2-3	L		SO	18-16-3	39	3rd/8th	11p, 20	Harding	*18,568
38	1/4	@Colorado	2-0	W			19-16-3	41	3rd/8th	11p, 11	Backstrom	14,125
39	1/6	@Boston	1-0	W			20-16-3	43	3rd/7th	3p	Backstrom	16,272
40	1/8	@Philadelphia	1-3	L			20-17-3	43	3rd/9th	19	Backstrom	19,596
41	1/10	@Columbus	2-4	L			20-18-3	43	5th/11th	20, 3p	Harding	16,605
42	1/13	PHOENIX	6-3	W			21-18-3	45	3rd/9th	47, 11, 15, 9, 22, 51	Backstrom	*18,568
43	1/15	EDMONTON	5-1	W			22-18-3	47	3rd/8th	39, 22, 96, 8, 25p	Backstrom	*18,568
44	1/17	ANAHEIM	0-3	L			22-19-3	47	3rd/9th	-	Backstrom	*18,568
45	1/19	@Chicago	4-1	W			23-19-3	49	3rd/8th	9, 3p, 3p, 22	Backstrom	21,320
46	1/20	LOS ANGELES	2-5	L			23-20-3	49	4th/9th	11p, 3p	BACKSTROM/Harding	*18,568
47	1/27	TORONTO	6-1	W			24-20-3	51	t-2nd/t-8th	22, 47, 96, 15, 96, 11	Backstrom	*18,568
48	1/30	@Edmonton	1-3	L			24-21-3	51	t-2nd/t-6th	15	Backstrom	16,839
49	1/31	@Vancouver	4-3	W		OT	25-21-3	53	t-2nd/t-6th	9p, 47, 25, 47p	Backstrom	18,630
50	2/4	ANAHEIM	3-0	W			26-21-3	55	t-2nd/t-6th	15p, 9, 96	Backstrom	*18,568
51	2/6	NASHVILLE	0-2	L			26-22-3	55	t-3rd/t-8th	-	Backstrom	*18,568
52	2/8	EDMONTON	3-2	W		SO	27-22-3	57	2nd/7th	25, 20s	Backstrom	*18,568
53	2/11	COLORADO	3-2	W			28-22-3	59	2nd/t-6th	96, 11, 20	Backstrom	*18,568
54	2/12	@Detroit	2-4	L			28-23-3	59	3rd/t-7th	8p, 9s	Harding	20,066
55	2/14	OTTAWA	3-5	L			28-24-3	59	4th/10th	96, 11p, 11	Backstrom/HARDING	*18,568
56	2/19	CALGARY	2-3	L		OT	28-24-4	60	4th/t-9th	49s, 18	Backstrom	*18,568
57	2/21	DETROIT	5-2	W			29-24-4	62	4th/9th	11, 11p, 96, 41, 19	Backstrom	*18,568
58	2/22	@Chicago	2-1	W			30-24-4	64	3rd/8th	49p, 28	Harding	22,443
59	2/24	LOS ANGELES	1-2	L		SO	30-24-5	65	t-3rd/t-7th	20s	Backstrom	*18,568
60	2/27	@Calgary	1-4	L			30-25-5	65	t-3rd/t-7th	47p	Backstrom	19,289
61	2/28	@Edmonton	2-3	L			30-26-5	65	4th/t-10th	15p, 20p	Harding	16,839
62	3/3	@Vancouver	2-4	L			30-27-5	65	4th/11th	49, 3p	Backstrom	18,630
63	3/5	@San Jose	4-3	W		OT	31-27-5	67	4th/11th	47, 96, 3, 9	Backstrom	17,496
64	3/7	@Los Angeles	3-4	L			31-28-5	67	4th/11th	11, 19, 25	Backstrom/HARDING	18,118
65	3/8	@Anaheim	3-2	W			32-28-5	69	4th/10th	19, 19, 15	Backstrom	17,300
66	3/10	SAN JOSE	4-5	L		OT	32-28-6	70	4th/t-9th	28, 96, 11, 11	Backstrom	*18,568
67	3/12	@Colorado	1-2	L		SO	32-28-7	71	4th/t-9th	47p	Backstrom	14,213
68	3/14	@Dallas	2-3	L		OT	32-28-8	72	4th/10th	9p, 15	Backstrom	18,584
69	3/15	@St. Louis	3-5	L			32-29-8	72	4th/10th	15, 19, 47	BACKSTROM/Harding	19,150
70	3/17	COLORADO	3-2	W		SO	33-29-8	74	4th/t-9th	19, 55	Backstrom	*18,568
71	3/20	@New Jersey	0-4	L			33-30-8	74	4th/t-11th	-	Backstrom	17,625
72	3/22	EDMONTON	3-0	W			34-30-8	76	4th/t-9th	11p, 11, 19	Backstrom	*18,568
73	3/24	@N.Y. Rangers	1-2	L			34-31-8	76	4th/11th	10	Backstrom	18,200
74	3/25	@N.Y. Islanders	6-2	W			35-31-8	78	4th/t-9th	10, 20p, 11p, 41, 15, 10p	Backstrom	13,332
75	3/28	@Calgary	2-3	L			35-32-8	78	4th/11th	15, 51	Backstrom	19,289
76	3/29	@Edmonton	3-2	W			36-32-8	80	4th/11th	15, 41, 10	Backstrom	16,839
77	3/31	VANCOUVER	1-2	L		OT	36-32-9	81	t-3rd/t-10th	10	Backstrom	*18,568
78	4/3	CALGARY	4-0	W			37-32-9	83	3rd/10th	15p, 22, 11, 10	Backstrom	*18,568
79	4/5	@Detroit	2-3	L			37-33-9	83	t-3rd/t-10th	22, 10	Backstrom	20,066
80	4/7	DALLAS	3-1	W			38-33-9	85	3rd/10th	10, 25p, 11p	Backstrom	*18,568
81	4/10	NASHVILLE	8-4	W			39-33-9	87	3rd/10th	49, 15p, 47, 5p, 47p, 9s, 22, 3	Backstrom	*18,568
82	4/11	@Columbus	6-3	W			40-33-9	89	3rd/9th	26, 10s, 41, 10, 47, 9s	Harding	*18,568



2007-08 WILD



#	POS	PLAYER	GP	TOI/G	G	A	PTS	+/-	PIM	PPG	SHG	GWG	SOG	SH%
10	RW	MARIAN GABORIK	77	19:35	42	41	83	17	63	11	1	8	278	15.1
96	RW	PIERRE-MARC BOUCHARD	81	16:50	13	50	63	11	32	6	0	4	129	10.1
12	RW	BRIAN ROLSTON	81	20:04	31	28	59	-1	53	11	1	8	289	10.7
38	C	PAVOL DEMITRA	68	19:42	15	39	54	9	24	2	0	1	126	11.9
8	D	BRENT BURNS	82	23:05	15	28	43	12	80	8	0	4	158	9.5
9	C	MIKKO KOIVU	57	20:53	11	31	42	13	40	2	0	2	144	7.6
25	C	ERIC BELANGER	75	17:13	13	24	37	-6	30	7	1	3	115	11.3
21	RW	MARK PARRISH	66	14:56	16	14	30	2	16	7	0	0	95	16.8
5	D	KIM JOHNSON	80	23:26	4	23	27	-4	42	2	0	0	87	4.6
26	D	KURTIS FOSTER	56	16:24	7	12	19	0	37	3	0	2	118	5.9
15	C	JAMES SHEPPARD*	78	10:36	4	15	19	0	29	0	0	1	57	7.0
17	LW	STEPHANE VEILLEUX	77	14:31	11	7	18	-13	61	0	0	0	136	8.1
92	LW	BRANKO RADIVOJEVIC	73	14:54	7	10	17	-14	48	1	0	3	91	7.7
55	D	NICK SCHULTZ	81	20:10	2	13	15	9	42	0	0	0	52	3.8
34	LW	AARON VOROS*	55	9:11	7	7	14	-7	141	0	0	1	52	13.5
17	LW	TODD FEDORUK	69	10:18	6	7	13	2	139	2	0	0	57	10.5
41	D	MARTIN SKOULA	80	20:28	3	8	11	-16	26	0	0	1	63	4.8
3	D	KEITH CARNEY	61	13:22	1	10	11	8	42	0	0	0	27	3.7
6	D	SEAN HILL	35	15:12	2	7	9	-16	32	1	0	1	18	11.1
33	D	PETTERI NUMMELIN	27	15:20	2	7	9	-2	2	1	0	1	31	6.5
83	RW	MATT FOY	28	7:49	4	4	8	-1	28	0	0	1	38	10.5
67	LW	BERNARD POULIOT*	11	8:49	2	1	3	-1	0	0	0	0	11	20.0
11	LW	CHRIS SIMON	38	7:10	1	2	3	-2	59	0	0	0	27	3.7
24	LW	DEREK BOOGAARD	34	3:55	0	0	0	-5	74	-0	0	0	6	0.0
16	C	STEVE KELLY	2	3:43	0	0	0	0	0	0	0	0	1	0.0
22	RW	CAL CLUTTERBUCK*	2	7:05	0	0	0	0	0	0	0	0	0	0.0

#	GOALTENDER	GP	W	L	OT	SA	GA	GAA	SV	SV%	SO	A	PIM	MIN
32	NIKLAS BACKSTROM	58	33	13	8	1,629	131	2.31	1,498	.920	4	0	2	3,409
29	JOSH HARDING*	29	11	15	2	836	77	2.94	761	.910	1	1	0	1,570

* Rookie

2007-08 GAME-BY-GAME



GAME	DATE	OPPONENT	RESULT	W	L	OT	RECORD	PTS	DIVISION/ CONF. RANK	WILD GOALS (BY #)	WILD GOALTENDERS	ATT.
1	10/4	CHICAGO	1-0 W	1	0		1-0-0	2	t-1st/t-2nd	96	Backstrom	*18,568
2	10/6	COLUMBUS	3-2 W	2	0		2-0-0	4	t-1st/t-1st	96, 25, 8	Backstrom	*18,568
3	10/10	EDMONTON	2-0 W	3	0		3-0-0	6	1st/2nd	8, 39	Backstrom	*18,568
4	10/13	@Phoenix	3-2 W	4	0		4-0-0	8	1st/1st	10, 9p, 25s	Backstrom	12,088
5	10/14	@Anaheim	2-0 W	5	0		5-0-0	10	1st/1st	12, 21	Harding	17,174
6	10/16	@Los Angeles	3-4 L (SO)	5	1		5-0-1	11	1st/1st	38, 9, 12	Backstrom	14,239
7	10/20	@St. Louis	3-1 W	6	0		6-0-1	13	1st/1st	38p, 25, 8	Harding	19,150
8	10/21	COLORADO	3-2 W	7	0		7-0-1	15	1st/1st	21p, 12p, 9	Backstrom	*18,568
9	10/24	@Calgary	3-5 L	7	1		7-1-1	15	1st/1st	12p, 21p, 37	Backstrom	19,289
10	10/25	@Edmonton	4-5 L (SO)	7	2		7-1-2	16	1st/2nd	15, 96, 12, 21	Harding	16,839
11	10/28	@Colorado	1-3 L	7	3		7-2-2	16	1st/2nd	25p	Harding	17,041
12	10/30	PITTSBURGH	2-4 L	7	4		7-3-2	16	1st/2nd	19, 12	Harding	*18,568
13	11/1	ST. LOUIS	2-3 L	7	5		7-4-2	16	1st/2nd	10, 38	Harding	*18,568
14	11/3	CALGARY	4-1 W	8	4		8-4-2	18	1st/2nd	12, 10, 10p, 92	Backstrom	*18,568
15	11/5	EDMONTON	5-2 W	9	4		9-4-2	20	1st/2nd	21p, 96p, 26p, 21p, 19	Backstrom	*18,568
16	11/11	@Colorado	2-4 L	9	5		9-5-2	20	2nd/4th	25p, 96p	Backstrom	15,434
17	11/13	@Calgary	2-3 L	9	6		9-6-2	20	2nd/5th	9, 9p	Backstrom	19,289
18	11/15	@Edmonton	4-2 W	10	6		10-6-2	22	2nd/4th	41, 10p, 26p, 21	BACKSTROM; Harding	16,839
19	11/16	@Vancouver	2-6 L	10	7		10-7-2	22	2nd/4th	34, 8p	HARDING; Backstrom	18,630
20	11/18	COLORADO	4-1 W	11	7		11-7-2	24	1st/3rd	34, 83, 19, 8	Harding	*18,568
21	11/21	VANCOUVER	2-4 L	11	8		11-8-2	24	2nd/5th	10, 10p	Harding	*18,568
22	11/23	COLUMBUS	0-4 L	11	9		11-9-2	24	3rd/9th		Backstrom	*18,568
23	11/24	@Nashville	4-3 W	12	9		12-9-2	26	1st/3rd	34, 83, 10, 92	Backstrom	12,639
24	11/28	PHOENIX	3-1 W	13	9		13-9-2	28	t-1st/t-3rd	19, 10, 15	Backstrom	*18,568
25	11/30	ST. LOUIS	3-2 W (OT)	14	9		14-9-2	30	t-1st/t-3rd	8p, 12, 10	Backstrom	*18,568
26	12/2	VANCOUVER	2-1 W	15	9		15-9-2	32	1st/2nd	25p, 34	Backstrom	*18,568
27	12/5	PHILADELPHIA	1-3 L	15	10		15-10-2	32	2nd/5th	38p	Backstrom	*18,568
28	12/7	@Detroit	0-5 L	15	11		15-11-2	32	2nd/5th		Harding	19,508
29	12/8	@Columbus	2-1 W	16	11		16-11-2	34	2nd/5th	34, 12	Backstrom	15,666
30	12/11	@San Jose	1-4 L	16	12		16-12-2	34	2nd/5th	92p	Backstrom	17,064
31	12/14	@Anaheim	5-2 W	17	12		17-12-2	36	2nd/6th	34, 10p, 25p, 12p, 8p	Harding	17,174
32	12/15	@Los Angeles	2-1 W	18	12		18-12-2	38	t-1st/t-3rd	10, 12p	Harding	16,648
33	12/18	NASHVILLE	3-2 W	19	12		19-12-2	40	t-1st/t-3rd	10, 25, 12	Harding	*18,568
34	12/20	N.Y. RANGERS	6-3 W	20	12		20-12-2	42	t-1st/t-2nd	10, 10p, 10p, 96p, 10, 10	Harding	*18,568
35	12/22	DETROIT	1-4 L	20	13		20-13-2	42	t-2nd/t-5th	5p	Backstrom	*18,568
36	12/26	@Dallas	3-8 L	20	14		20-14-2	42	3rd/5th	34, 38, 38	Harding	18,532
37	12/27	@Phoenix	3-2 W	21	14		21-14-2	44	t-2nd/t-5th	25p, 21p, 12p	Backstrom	13,756
38	12/29	EDMONTON	5-4 W (OT)	22	14		22-14-2	46	t-1st/t-3rd	5p, 12, 10, 8, 33p	Backstrom	*18,568
39	12/31	SAN JOSE	2-3 L	22	15		22-15-2	46	2nd/5th	18, 21	Backstrom	*18,568
40	1/3	DALLAS	6-3 W	23	15		23-15-2	48	t-1st/t-3rd	10s, 38, 96, 10, 25p, 21	Backstrom	*18,568
41	1/5	@Nashville	1-4 L	23	16		23-16-2	48	3rd/6th	21	Harding	17,113
42	1/7	@Dallas	1-3 L	23	17		23-17-2	48	3rd/7th	21	Backstrom	17,502
43	1/10	@Detroit	6-5 W (SO)	24	17		24-17-2	50	3rd/5th	41, 10, 17, 83, 25	Backstrom; HARDING	17,848
44	1/11	@Chicago	5-2 W	25	17		25-17-2	52	1st/3rd	83, 10, 96, 21, 10	Harding	21,139
45	1/13	PHOENIX	4-1 W	26	17		26-17-2	54	1st/3rd	38, 15, 25, 10	Harding	*18,568
46	1/16	CALGARY	2-3 L (SO)	26	17		26-17-3	55	1st/3rd	8p, 26p	Backstrom	*18,568
47	1/18	ANAHEIM	2-4 L	26	18		26-18-3	55	2nd/6th	55, 9	Harding	*18,568
48	1/21	@Vancouver	4-2 W	27	18		27-18-3	57	1st/3rd	12, 96, 9, 96	Backstrom	18,630
49	1/22	@Calgary	1-2 L	27	19		27-19-3	57	2nd/6th	12	Harding	19,289
50	1/24	@Colorado	3-2 W	28	19		28-19-3	59	1st/3rd	17, 12p, 38	Backstrom	15,321
51	1/30	ANAHEIM	5-1 W	29	19		29-19-3	61	1st/3rd	12, 10, 9, 96, 15	Backstrom	*18,568
52	2/2	@Columbus	4-1 W	30	19		30-19-3	63	1st/3rd	26, 12, 10, 10	Backstrom	18,529
53	2/5	DETROIT	2-3 L (OT)	30	19		30-19-4	64	1st/3rd	12p, 38	Backstrom	*18,568
54	2/7	DALLAS	0-1 L	30	20		30-20-4	64	1st/3rd	-	Backstrom	*18,568
55	2/9	N.Y. ISLANDERS	4-3 W (OT)	31	20		31-20-4	66	1st/3rd	26, 12, 12, 8	Backstrom	*18,568
56	2/10	@St. Louis	2-1 W (SO)	32	20		32-20-4	68	1st/3rd	10	Harding	16,477
57	2/12	@Edmonton	2-4 L	32	21		32-21-4	68	1st/3rd	38, 12p	Backstrom; HARDING	16,839
58	2/14	@Vancouver	5-4 W (SO)	33	21		33-21-4	70	1st/3rd	19, 19, 26, 10	Backstrom	18,630
59	2/17	NASHVILLE	5-4 W (OT)	34	21		34-21-4	72	1st/3rd	33, 21, 96p, 10, 10	Backstrom	*18,568
60	2/19	VANCOUVER	2-3 L (OT)	34	21		34-21-5	73	1st/3rd	10p, 25p	Backstrom	*18,568
61	2/20	@Chicago	0-3 L	34	22		34-22-5	73	1st/3rd	-	Harding	17,812
62	2/24	CALGARY	1-2 L	34	23		34-23-5	73	2nd/6th	21p	Backstrom	*18,568
63	2/26	@Washington	1-4 L	34	24		34-24-5	73	2nd/6th	92	Backstrom	17,391
64	2/27	@Tampa Bay	3-2 W	35	24		35-24-5	75	1st/3rd	17p, 38, 12p	Backstrom	17,211
65	2/29	@Florida	3-2 W	36	24		36-24-5	77	1st/3rd	9, 19, 8p	Backstrom	16,927
66	3/2	LOS ANGELES	2-1 W (OT)	37	24		37-24-5	79	1st/3rd	10, 41	Backstrom	*18,568
67	3/4	CHICAGO	2-4 L	37	25		37-25-5	79	1st/3rd	38, 19	Backstrom	*18,568
68	3/6	@Carolina	2-3 L	37	26		37-26-5	79	2nd/6th	38, 9	Harding	16,297
69	3/7	@Atlanta	2-3 L (SO)	37	26		37-26-6	80	2nd/6th	12p, 8p	Backstrom	18,709
70	3/9	SAN JOSE	2-3 L (SO)	37	26		37-26-7	81	1st/3rd	26, 12	Backstrom	*18,568
71	3/13	NEW JERSEY	3-4 L (SO)	37	26		37-26-8	82	2nd/6th	19, 8, 10	Backstrom	*18,568
72	3/15	LOS ANGELES	2-0 W	38	26		38-26-8	84	1st/3rd	12, 10	Backstrom	*18,568
73	3/17	COLORADO	3-1 W	39	26		39-26-8	86	1st/3rd	8p, 92, 19	Backstrom	*18,568
74	3/19	@San Jose	3-4 L (SO)	39	26		39-26-9	87	1st/3rd	19, 10p, 10p	Backstrom	17,496
75	3/21	@Vancouver	2-1 W	40	26		40-26-9	89	1st/3rd	12p, 92	Backstrom	18,630
76	3/22	@Calgary	4-5 L	40	27		40-27-9	89	1st/3rd	67, 67, 5, 5	Harding	19,289
77	3/24	@Edmonton	3-5 L	40	28		40-28-9	89	1st/3rd	55, 6, 17	Backstrom; HARDING	16,839
78	3/26	EDMONTON	3-1 W	41	28		41-28-9	91	1st/3rd	92, 6p, 12s	Backstrom	*18,568
79	3/28	VANCOUVER	4-0 W	42	28		42-28-9	93	1st/3rd	96, 9, 8p, 17	Backstrom	*18,568
80	3/30	COLORADO	3-2 W (OT)	43	28		43-28-9	95	1st/3rd	12, 10p, 10	Backstrom	*18,568
81	4/3	CALGARY	3-1 W	44	28		44-28-9	97	1st/3rd	17p, 10, 10p	Backstrom	*18,568
82	4/6	@Colorado	3-4 L (OT)	44	28		44-28-10	98	1st/3rd	21p, 3, 12	Harding	18,007



2006-07 WILD



#	POS	PLAYER	GP	TOI/G	G	A	PTS	+/-	PIM	PPG	SHG	GWG	SOG	SH%
12	LW	BRIAN ROLSTON	78	21:16	31	33	64	+6	46	13	1	6	305	10.2
38	C	PAVOL DEMITRA	71	20:38	25	39	64	0	28	9	1	4	175	14.3
10	RW	MARIAN GABORIK	48	19:37	30	27	57	+12	40	12	1	7	196	15.3
96	RW	PIERRE-MARC BOUCHARD	82	15:59	20	37	57	+13	14	5	0	3	173	11.6
9	C	MIKKO KOIVU	82	17:28	20	34	54	+6	58	9	2	2	162	12.3
28	C	TODD WHITE	77	17:13	13	31	44	+8	24	6	1	1	162	8.0
21	RW	MARK PARRISH	76	14:19	19	20	39	+9	18	5	0	4	141	13.5
8	D	BRENT BURNS	77	15:47	7	18	25	+16	26	3	0	3	108	6.5
92	RW	BRANKO RADIVOJEVIC	82	12:58	11	13	24	-9	21	4	0	3	116	9.5
37	C	WES WALZ	62	14:53	9	15	24	+3	30	0	1	1	77	11.7
26	D	KURTIS FOSTER	57	17:58	3	20	23	-3	52	0	0	0	135	2.2
5	D	KIM JOHNSON	76	23:33	3	19	22	-4	64	3	0	0	98	3.1
33	D	PETTERI NUMMELIN	51	20:17	3	17	20	-15	22	0	0	0	69	4.3
19	LW	STEPHANE VEILLEUX	75	12:17	7	11	18	+3	47	0	0	1	84	8.3
11	C	DOMINIC MOORE	69	12:38	8	9	17	+4	56	0	0	1	111	7.2
18	RW	ADAM HALL	72	12:22	6	11	17	-11	26	3	0	0	103	5.8
3	D	KEITH CARNEY	80	15:31	4	13	17	+22	58	0	0	1	31	12.9
41	D	MARTIN SKOULA	81	20:13	0	15	15	+9	36	0	0	0	91	0.0
55	D	NICK SCHULTZ	82	20:12	2	10	12	0	42	0	0	1	69	2.9
17	C	WYATT SMITH	61	9:30	3	3	6	-8	16	1	0	0	44	6.8
18	RW	MATTIAS WEINHANDL	12	6:27	1	1	2	-2	10	0	0	0	3	33.3
24	LW	DEREK BOOGAARD	48	4:38	0	1	1	0	120	0	0	0	11	0.0
27	RW	JOEL WARD*	11	7:42	0	1	1	0	0	0	0	0	12	0.0
4	D	SHAWN BELLE*	9	9:56	0	1	1	+4	0	0	0	0	3	0.0
83	RW	MATT FOY*	9	7:10	0	0	0	-1	4	0	0	0	6	0.0
23	C	JASON MORGAN	4	7:28	0	0	0	-1	4	0	0	0	0	0.0
67	LW	BENOIT POULIOT*	3	6:58	0	0	0	-1	0	0	0	0	1	0.0
6	D	ERIK REITZ*	1	10:36	0	0	0	+1	0	0	0	0	0	0.0

#	GOALTENDER	GP	W	L	OT	SA	GA	GAA	SV	SV%	SO	A	PIM	MIN
32	NIKLAS BACKSTROM	41	23	8	6	1,028	73	1.97	955	.929	5	1	2	2,227
35	MANNY FERNANDEZ	44	22	16	1	1,158	103	2.55	1,055	.911	2	0	12	2,421
29	JOSH HARDING*	7	3	2	1	174	7	1.16	167	.960	1	0	0	361

* Rookie

2006-07 GAME-BY-GAME



GAME	DATE	OPPONENT	RESULT	W	L	OT	RECORD	PTS	DIVISION/ CONF. RANK	WILD GOALS (BY #)	WILD GOALTENDERS	ATT.
1	10/5	COLORADO	3-2 W	(OT)			1-0-0	2	t-1st/1st	92, 10, 28	Fernandez	*18,568
2	10/7	NASHVILLE	6-5 W				2-0-0	4	1st/t-1st	38p, 10p, 21p, 9p, 28p, 12	Fernandez/BACKSTROM	*18,568
3	10/10	VANCOUVER	2-1 W	(SO)			3-0-0	6	1st/t-1st	12p	Fernandez	*18,064
4	10/12	WASHINGTON	3-2 W	(SO)			4-0-0	8	1st/1st	5p, 5p	Fernandez	*18,064
5	10/14	COLUMBUS	5-0 W				5-0-0	10	1st/1st	12, 3, 10p, 9, 12p	Fernandez	*18,568
6	10/18	@Los Angeles	2-1 W	(OT)			6-0-0	12	1st/1st	12, 10	Fernandez	14,617
7	10/20	@Anaheim	1-2 L		L		6-1-0	12	1st/t-1st	96	Fernandez	13,430
8	10/21	@San Jose	4-1 W				7-1-0	14	1st/t-1st	21, 19, 37, 12	Fernandez	17,496
9	10/25	LOS ANGELES	3-1 W				8-1-0	16	1st/t-1st	12, 12, 28p	Fernandez	*18,568
10	10/27	ANAHEIM	3-2 W	(SO)			9-1-0	18	1st/1st	55, 12	Fernandez	*18,568
11	10/29	@Colorado	1-4 L		L		9-2-0	18	1st/2nd	38p	Fernandez	17,615
12	11/2	VANCOUVER	5-2 W				10-2-0	20	1st/2nd	28p, 12s, 5s, 11p, 92p	Fernandez/BACKSTROM	*18,568
13	11/4	NASHVILLE	3-4 L				10-3-0	20	1st/2nd	33, 38, 21p	Fernandez	*18,568
14	11/7	@San Jose	1-3 L				10-4-0	20	1st/3rd	28	Fernandez	17,233
15	11/11	@Los Angeles	3-2 W	(SO)			11-4-0	22	1st/3rd	12p, 26	Fernandez	17,479
16	11/12	@Anaheim	2-3 L		L		11-5-0	22	1st/3rd	96, 96	Backstrom	16,306
17	11/14	@Phoenix	3-4 L		L		11-6-0	22	1st/3rd	38, 21, 37	Fernandez	12,002
18	11/16	@Nashville	7-6 W	(SO)			12-6-0	24	1st/3rd	37s, 9p, 11, 19, 38p, 8	Fernandez/BACKSTROM	12,759
19	11/18	COLORADO	1-2 L	(SO)			12-6-1	25	1st/3rd	9p	Backstrom	*18,568
20	11/20	@Ottawa	3-5 L		L		12-7-1	25	1st/3rd	11, 12, 9s	Fernandez	18,094
21	11/22	@Montreal	2-4 L				12-8-1	25	t-1st/t-3rd	19, 11	Backstrom	21,273
22	11/24	PHOENIX	4-0 W		L		13-8-1	25	t-1st/3rd	96p, 21, 11s, 92p	Backstrom	*18,568
23	11/25	@Columbus	3-5 L		L		13-9-1	27	t-1st/3rd	11, 96p, 19	Backstrom/FERNANDEZ	15,493
24	11/29	SAN JOSE	1-2 L		L		13-10-1	27	2nd/7th	18	Fernandez	*18,568
25	12/1	DETROIT	0-3 L		L		13-11-1	27	2nd/7th	—	Fernandez	*18,568
26	12/2	@Dallas	3-4 L	(SO)			13-11-2	28	2nd/7th	33, 12, 9	Backstrom	17,027
27	12/5	CHICAGO	3-2 W	(SO)			14-11-2	30	t-1st/t-3rd	28, 12	Fernandez	*18,568
28	12/7	CALGARY	3-2 W	(SO)			15-11-2	32	t-1st/t-3rd	9p, 12p	Fernandez	*18,568
29	12/9	CHICAGO	5-4 W	(OT)			16-11-2	34	t-1st/t-3rd	21p, 38, 9p, 21p, 21	Fernandez	*18,568
30	12/12	@Calgary	2-5 L		L		16-12-2	34	2nd/7th	11s, 28p	FERNANDEZ/Backstrom	19,289
31	12/14	@Edmonton	1-3 L		L		16-13-2	34	2nd/7th	28	Fernandez	16,839
32	12/16	@Vancouver	1-2 L		L		16-14-2	34	5th/9th	38	Backstrom	16,630
33	12/19	VANCOUVER	5-2 W				17-14-2	36	t-2nd/t-7th	38, 12, 92, 21, 92	Fernandez	*18,568
34	12/22	@Detroit	1-3 L		L		17-15-2	36	t-3rd/t-9th	19	Fernandez	20,066
35	12/23	DETROIT	3-2 W				18-15-2	38	t-2nd/t-7th	9s, 21, 96	Fernandez	*18,568
36	12/26	@Toronto	3-4 L		L		18-16-2	38	t-3rd/t-9th	26, 37, 12p	Fernandez	19,355
37	12/27	@Detroit	1-3 L		L		18-17-2	38	t-3rd/t-9th	38	Backstrom	20,066
38	12/29	COLUMBUS	4-3 W	(OT)			19-17-2	40	t-2nd/t-7th	12p, 38p, 12p, 37	Fernandez	*18,568
39	12/31	ANAHEIM	4-3 W				20-17-2	42	t-2nd/t-7th	96p, 12p, 96p, 21	Fernandez	*18,568
40	1/2	ATLANTA	5-1 W				21-17-2	44	t-1st/t-3rd	21, 21, 21, 96, 96p	Fernandez	*18,568
41	1/4	TAMPA BAY	2-3 L		L		21-18-2	44	t-2nd/t-7th	21p, 38	Fernandez	*18,568
42	1/7	COLORADO	1-2 L	(SO)			21-18-3	45	3rd/8th	9	Fernandez	*18,568
43	1/9	@Calgary	0-3 L		L		21-19-3	45	4th/9th	—	Backstrom	19,289
44	1/11	@Vancouver	5-2 W				22-19-3	47	3rd/8th	10p, 12, 92p, 10, 37	Fernandez	16,830
45	1/12	@Edmonton	4-2 W				23-19-3	49	t-2nd/t-7th	10, 12, 3, 10	Fernandez	16,839
46	1/14	@Chicago	4-3 W	(SO)			24-19-3	51	t-2nd/t-7th	96s, 10s, 37	Fernandez	11,091
47	1/16	EDMONTON	1-2 L		L		24-20-3	51	3rd/8th	37	Fernandez	*18,568
48	1/19	@Chicago	3-0 W				25-20-3	53	3rd/8th	10, 19, 10	Fernandez	12,333
49	1/20	DALLAS	1-2 L	(SO)			25-20-4	54	3rd/8th	9	Fernandez/BACKSTROM	*18,568
50	1/26	CALGARY	2-1 W	(SO)			26-20-4	56	3rd/8th	12p	Backstrom	*18,568
51	1/27	@Columbus	2-3 L		L		26-21-4	56	3rd/8th	12p, 11	Fernandez	18,136
52	1/30	@St. Louis	5-2 W				27-21-4	58	3rd/8th	96, 96, 38p, 38, 11	Fernandez	10,445
53	2/1	@Colorado	5-3 W				28-21-4	60	t-2nd/t-7th	9p, 96, 10, 10, 9	Backstrom	17,286
54	2/3	@Phoenix	1-0 W				29-21-4	62	t-2nd/t-7th	10	Backstrom	17,115
55	2/6	@Dallas	2-4 L		L		29-22-4	62	3rd/8th	33, 11	Backstrom	17,660
56	2/8	FLORIDA	4-2 W				30-22-4	64	t-2nd/t-7th	21, 28, 38p, 8p	Backstrom	*18,568
57	2/10	CAROLINA	5-4 W				31-22-4	66	t-1st/t-3rd	21, 96, 10p, 10p, 38	Backstrom	*18,568
58	2/14	VANCOUVER	2-3 L	(OT)			31-22-5	67	3rd/8th	38, 10	Backstrom	*18,568
59	2/17	@Nashville	4-1 W				32-22-5	69	3rd/8th	38p, 10p, 96, 92	Backstrom	17,113
60	2/18	@St. Louis	3-5 L		L		32-23-5	69	3rd/8th	18, 10p, 38	BACKSTROM/Harding	13,721
61	2/20	DALLAS	2-1 W	(SO)			33-23-5	71	2nd/7th	12p	Backstrom	*18,568
62	2/22	@Colorado	4-3 W				34-23-5	73	2nd/t-6th	18, 17, 28p, 9	Backstrom	18,007
63	2/25	EDMONTON	4-1 W				35-23-5	75	2nd/7th	28, 8p, 10, 96	Backstrom	*18,568
64	2/28	@Calgary	1-2 L	(SO)			35-23-6	76	3rd/8th	38p	Backstrom/HARDING	19,289
65	3/1	@Edmonton	5-0 W				36-23-6	78	2nd/t-6th	38, 10p, 92, 10, 38p	Harding	16,839
66	3/4	@Vancouver	3-4 L	(SO)			37-23-7	79	t-2nd/t-7th	92, 10, 5p	Backstrom	16,630
67	3/6	SAN JOSE	0-3 L		L		36-24-7	79	3rd/8th	—	BACKSTROM/Fernandez	*18,568
68	3/8	@Boston	2-1 W				37-24-7	81	2nd/t-6th	12, 96	Backstrom	13,709
69	3/9	@Buffalo	5-1 W				38-24-7	83	2nd/t-5th	11, 11, 38, 3, 28s	Harding	16,690
70	3/11	COLORADO	3-2 W	(OT)			39-24-7	85	2nd/7th	9p, 9, 8	Backstrom	*18,568
71	3/13	@Vancouver	3-2 W	(OT)			40-24-7	87	2nd/7th	9, 12, 8	Backstrom	16,630
72	3/15	@Edmonton	2-1 W				41-24-7	89	2nd/7th	21, 10	Backstrom	16,839
73	3/17	@Calgary	4-2 W				42-24-7	91	2nd/t-5th	10p, 19, 12, 38	Backstrom	19,289
74	3/20	PHOENIX	3-2 W				43-24-7	93	2nd/7th	38, 28p, 10	Backstrom	*18,568
75	3/22	ST. LOUIS	5-1 W				44-24-7	95	2nd/6th	38, 12, 10, 10p, 9p	Backstrom	*18,568
76	3/24	LOS ANGELES	4-1 W				45-24-7	97	1st/3rd	8, 12p, 96, 9	Harding	*18,568
77	3/27	CALGARY	0-1 L	(OT)			45-24-8	98	2nd/7th	—	Backstrom	*18,568
78	3/29	CALGARY	2-4 L		L		45-25-8	98	2nd/7th	8p, 21p, 9	Backstrom/HARDING	*18,568
79	3/31	@Colorado	1-2 L		L		45-26-8	98	2nd/7th	10p	Harding	17,192
80	4/3	EDMONTON	3-0 W				46-26-8	100	2nd/7th	9p, 26, 92p	Backstrom	*18,568
81	4/5	EDMONTON	3-0 W				47-26-8	102	2nd/7th	21, 3, 10	Backstrom	*18,568
82	4/7	ST. LOUIS	5-1 W				48-26-8	104	2nd/7th	96, 92, 37, 17, 17p	Backstrom	*18,568



2005-06 WILD



#	POS	PLAYER	GP	TOI/G	G	A	PTS	+/-	PIM	PPG	SHG	GWG	SOG	SH%
12	LW	BRIAN ROLSTON	82	20:21	34	45	79	+14	50	15	5	7	293	11.6
10	RW	MARIAN GABORIK	65	18:26	38	28	66	+6	64	10	2	7	252	15.1
96	RW	PIERRE-MARC BOUCHARD	80	15:15	17	42	59	+3	28	7	0	3	118	14.4
28	C	TODD WHITE	61	17:12	19	21	40	-1	18	5	0	0	109	17.4
25	C	RANDY ROBITAILLE	67	14:44	12	28	40	-5	54	7	0	2	112	10.7
37	C	WES WALZ	82	16:30	19	18	37	+7	61	1	1	0	127	15.0
32	C	MARC CHOQUINARD	74	12:59	14	16	30	+1	34	6	2	3	112	12.5
26	D	KURTIS FOSTER*	58	19:13	10	18	28	-3	60	6	0	2	124	8.1
9	RW	ALEXANDRE DAIGLE	46	12:59	5	23	28	-6	12	2	0	1	59	8.5
11	LW	PASCAL DUPUIS	67	16:30	10	16	26	-10	40	4	0	2	151	6.6
17	D	FILIP KUBA	65	21:46	6	19	25	0	44	1	1	1	69	8.7
21	C	MIKKO KOIVU*	64	13:17	6	15	21	-9	40	3	0	0	96	6.3
41	D	MARTIN SKOULA	78	20:49	5	16	21	+6	46	3	0	1	92	5.4
20	D	ANDREI ZYUZIN	57	18:53	7	11	18	-12	50	4	0	1	80	8.8
34	D	DANIEL TJARNQVIST	60	19:46	3	15	18	-11	32	3	0	1	54	5.6
17	LW	STEPHANE VEILLEUX	71	12:58	7	9	16	-13	63	0	0	1	87	8.0
8	D	BRENT BURNS	72	14:07	4	12	16	-7	32	1	0	1	73	5.5
55	D	NICK SCHULTZ	79	17:58	2	12	14	+2	43	0	0	0	45	4.4
27	RW	KYLE WANVIG	51	10:39	4	8	12	-8	64	1	0	0	55	7.3
18	RW	MATTIAS WEINHANDL	68	14:43	4	7	11	-4	24	0	0	0	57	7.0
24	LW	DEREK BOOGAARD*	65	5:23	2	4	6	+2	158	0	0	1	15	13.3
83	RW	MATT FOY*	19	10:59	2	3	5	-4	16	1	0	0	21	9.5
36	D	ALEX HENRY	63	11:26	0	5	5	-4	73	0	0	0	41	0.0
7	C	ERIK WESTRUM	10	10:48	0	1	1	-1	2	0	0	0	16	0.0
23	D	SCOTT FERGUSON	15	9:11	0	0	0	-3	22	0	0	0	6	0.0
56	D	ERIK REITZ*	5	13:09	0	0	0	-2	4	0	0	0	0	0.0
44	LW	ANDREI NAZAROV	2	4:48	0	0	0	-1	6	0	0	0	0	0.0

#	GOALTENDER	GP	W	L	OT	SA	GA	GAA	SV	SV%	SO	A	PIM	MIN
35	MANNY FERNANDEZ	58	30	18	7	1612	130	2.29	1482	.919	1	3	6	3411
29	JOSH HARDING*	3	2	1	0	83	8	2.59	75	.904	1	0	0	185

* Rookie

2005-06 GAME-BY-GAME



GAME	DATE	OPPONENT	RESULT	W	L	OT	RECORD	PTS	DIVISION/ CONF. RANK	WILD GOALS (BY #)	WILD GOALTENDERS	ATT.
1	10/5	Calgary	6-3	W			1-0-0	2	t-1st/t-1st	32, 8p, 27p, 32, 28, 32	Roloson	*19,398
2	10/8	@Phoenix	1-2	L			1-1-0	2	t-3rd/t-6th	25p	Roloson	17,799
3	10/9	@Los Angeles	1-2	L	(OT)		1-1-1	3	t-2nd/7th	37	Fernandez	17,725
4	10/12	Vancouver	6-0	W			2-1-1	5	t-2nd/t-5th	20p, 32, 83p, 96p, 83, 12	Roloson	*18,568
5	10/14	Vancouver	3-5	L			2-2-1	5	t-3rd/t-8th	37, 96p, 12p	Roloson	*18,568
6	10/16	Anaheim	4-1	W			3-2-1	7	2nd/6th	12p, 17p, 96, 27	Fernandez	*18,568
7	10/19	San Jose	6-1	W			4-2-1	9	2nd/5th	2, 24, 32s, 96, 28, 17	Fernandez	*18,064
8	10/22	@St. Louis	3-2	W			5-2-1	11	2nd/5th	12p, 20p, 32	Fernandez	13,903
9	10/23	@Chicago	2-4	L			5-3-1	11	2nd/5th	10p, 10	Roloson	11,368
10	10/25	Vancouver	1-3	L			5-4-1	11	2nd/5th	9p	Fernandez	*18,568
11	10/28	@Columbus	1-2	L	(SO)		5-4-2	12	2nd/5th	96	Roloson	15,669
12	10/29	Columbus	3-1	W			6-4-2	14	2nd/5th	28p, 8, 28	Fernandez	*18,568
13	11/1	@Calgary	0-3	L			6-5-2	14	2nd/6th		Fernandez	19,289
14	11/2	@Vancouver	1-2	L			6-6-2	14	2nd/7th	25	Roloson	18,630
15	11/5	@San Jose	3-1	W			7-6-2	16	t-3rd/t-8th	12p, 12, 12	Roloson	17,496
16	11/6	@Anaheim	4-3	W	(SO)		8-6-2	18	2nd/5th	12s, 21, 19	Fernandez	14,053
17	11/8	Phoenix	2-4	L			8-7-2	18	t-2nd/8th	34p, 17s	ROLOSON, Fernandez	*18,568
18	11/11	@Detroit	1-3	L			8-8-2	18	5th/t-9th	25p	Fernandez	20,066
19	11/14	@Calgary	2-3	L			8-9-2	18	5th/t-10th	21, 25p	Roloson	19,289
20	11/19	Nashville	4-2	W			9-9-2	20	5th/10th	26, 19, 26, 12p	Fernandez	*18,568
21	11/23	Edmonton	3-4	L			9-10-2	20	5th/10th	10p, 11p, 11	Roloson	*18,568
22	11/25	St. Louis	5-3	W			10-10-2	22	5th/10th	37, 10, 26, 96, 96p	Fernandez	*18,568
23	11/30	Columbus	2-3	L	(SO)		10-10-3	23	5th/11th	21p, 25	Fernandez	*18,568
24	12/1	@Nashville	1-2	L			10-11-3	23	5th/11th	25p	Roloson	10,135
25	12/3	@New Jersey	2-3	L	(SO)		10-11-4	24	5th/11th	12p, 20	Fernandez	14,103
26	12/5	@NY Rangers	1-3	L			10-12-4	24	5th/13th	11	Roloson	18,200
27	12/8	@Pittsburgh	5-0	W			11-12-4	26	5th/12th	10, 9, 37, 12, 9p	Fernandez	14,627
28	12/10	@Philadelphia	2-3	L			11-13-4	26	5th/12th	55, 28p	Fernandez	19,592
29	12/11	Buffalo	2-3	L			11-14-4	26	5th/12th	21p, 12	Roloson	*18,568
30	12/13	@NY Islanders	4-3	W			12-14-4	28	5th/12th	2, 10, 10p, 32	Fernandez	10,686
31	12/15	Boston	2-3	L			12-15-4	28	5th/12th	12p, 25p	Fernandez	*18,568
32	12/17	Montreal	4-3	W	(OT)		13-15-4	30	5th/12th	12, 28, 12p, 26p	Roloson	*18,568
33	12/19	Dallas	2-1	W			14-15-4	32	5th/t-11th	28, 10	Fernandez	*18,568
34	12/22	@Colorado	3-4	L			14-16-4	32	5th/t-11th	8, 20p, 21	Roloson	18,007
35	12/23	Colorado	5-3	W			15-16-4	34	5th/t-10th	19, 8, 28, 10, 32p	Fernandez	*18,568
36	12/26	@Edmonton	4-1	W			16-16-4	36	5th/t-10th	11p, 10, 12s, 28	Fernandez	16,839
37	12/28	@Edmonton	4-2	W			17-16-4	38	5th/t-10th	25, 10, 12p, 10	Fernandez	16,839
38	12/29	@Calgary	2-4	L			17-17-4	38	5th/t-10th	27, 11	Roloson	19,289
39	12/31	Vancouver	4-3	W			18-17-4	40	5th/t-10th	28, 37, 26p, 25p	Fernandez	*18,568
40	1/3	@Detroit	4-2	W			19-17-4	42	5th/t-9th	20, 17, 12, 9	Roloson	20,066
41	1/5	Colorado	2-4	L			19-18-4	42	5th/t-9th	34p, 28	ROLOSON, Fernandez	*18,568
42	1/7	Anaheim	4-1	W			20-18-4	44	5th/9th	24, 25, 10, 28p	Fernandez	*18,568
43	1/9	Dallas	1-2	L			20-19-4	44	5th/10th	25	Fernandez	*18,568
44	1/14	Calgary	1-4	L			20-20-4	44	5th/12th	26p	Fernandez	*18,568
45	1/16	Ottawa	1-6	L			20-21-4	44	5th/12th	17	Roloson	*18,568
46	1/18	Toronto	5-3	W			21-21-4	46	5th/t-11th	26p, 37, 32p, 10, 32s	Fernandez	*18,568
47	1/20	Chicago	4-1	W			22-21-4	48	5th/t-11th	27, 10p, 27, 25p	Fernandez	10,504
48	1/22	@Chicago	3-2	W			23-21-4	50	5th/t-10th	37p, 12, 12	Fernandez	*18,568
49	1/24	Phoenix	3-2	W			24-21-4	52	5th/t-9th	10, 12, 12s	Fernandez	*18,568
50	1/26	Nashville	5-1	W			25-21-4	54	5th/t-9th	19, 9, 96, 28, 10	Fernandez	17,153
51	1/27	@Columbus	3-4	L			25-22-4	54	5th/10th	96p, 28, 28p	Roloson	*18,568
52	1/30	Detroit	4-5	L			25-23-4	54	5th/11th	10, 28, 20, 17	Fernandez, ROLOSON	18,007
53	1/31	@Colorado	2-3	L			25-24-4	54	5th/11th	12, 10	Fernandez	15,226
54	2/2	@San Jose	3-2	W	(SO)		26-24-4	56	5th/t-11th	25p, 10	Fernandez	17,658
55	2/4	@Phoenix	6-4	W			27-24-4	58	5th/10th	37, 10, 28p, 10, 97, 37	Fernandez	*18,568
56	2/7	Los Angeles	5-1	W			28-24-4	60	5th/10th	12p, 11p, 10p, 11p, 10p	Fernandez	*18,568
57	2/9	Colorado	1-2	L			28-25-4	60	5th/10th	28	Fernandez	16,839
58	2/10	@Edmonton	6-3	W			29-25-4	62	5th/10th	32, 96p, 96, 11, 20p, 37	Roloson	18,630
59	2/12	@Vancouver	2-3	L	(OT)		29-25-5	63	5th/10th	37, 11	Fernandez	18,007
60	2/28	@Colorado	2-4	L			29-26-5	63	5th/11th	96p, 10p	Fernandez	18,118
61	3/2	@Los Angeles	2-3	L			29-27-5	63	5th/11th	10, 10	Fernandez	17,048
62	3/3	@Anaheim	2-4	L			29-28-5	63	5th/11th	28, 10	Roloson	*18,568
63	3/5	Colorado	5-3	W			30-28-5	65	5th/10th	37, 37, 55, 10s, 12p	Fernandez	*18,568
64	3/7	Los Angeles	2-3	L	(OT)		30-28-6	66	5th/10th	37, 37	Fernandez	14,609
65	3/10	@St. Louis	1-2	L	(OT)		30-28-7	67	5th/11th	10	Fernandez	*18,568
66	3/12	Edmonton	4-3	W			31-28-7	69	5th/11th	12p, 12p, 41, 96p	Fernandez	*18,568
67	3/14	Edmonton	1-2	L			31-29-7	69	5th/11th	26p	Fernandez	*18,568
68	3/19	Calgary	2-3	L			31-30-7	69	5th/11th	32p, 37	Fernandez	*18,568
69	3/21	Calgary	3-1	W			32-30-7	71	5th/11th	10p, 12s, 10	Fernandez	*18,568
70	3/22	@Dallas	2-4	L			32-31-7	71	5th/11th	10p, 12p	Fernandez	*18,568
71	3/25	San Jose	1-5	L			32-32-7	71	5th/11th	12	Fernandez	16,839
72	3/28	@Edmonton	3-2	W			33-32-7	73	5th/11th	37s, 96, 12	Fernandez	18,630
73	3/29	@Vancouver	1-2	L			33-33-7	73	5th/11th	12	Fernandez	18,630
74	3/31	@Vancouver	2-1	(SO)			34-33-7	75	5th/11th	32p	Fernandez	*18,568
75	4/2	Detroit	2-3	L			34-34-7	75	5th/12th	96, 10p	Fernandez	*18,568



2003-04 WILD



#	POS	PLAYER	GP	TOI/G	G	A	PTS	+/-	PIM	PP	SH	GW	GTG	SOG	SH%
9	RW	ALEXANDRE DAIGLE	78	15:10	20	31	51	-4	14	6	0	3	0	145	13.8
15	LW	ANDREW BRUNETTE	82	15:32	15	34	49	3	12	7	0	3	1	90	16.7
10	RW	MARIAN GABORIK	65	18:17	18	22	40	10	20	3	0	4	0	220	8.2
33	C	SERGEI ZHOLTOK	59	16:13	13	16	29	4	19	3	0	3	1	115	11.3
24	LW	ANTTI LAAKSONEN	77	16:03	12	14	26	0	20	0	1	1	0	100	12.0
11	LW	PASCAL DUPUIS	59	15:48	11	15	26	5	20	2	0	1	0	127	8.7
18	RW	RICHARD PARK	73	16:30	13	12	25	0	28	4	0	1	1	142	9.2
37	C	WES WALZ	57	16:18	12	13	25	5	32	0	3	2	0	70	17.1
34	C	JIM DOWD	55	14:07	4	20	24	6	38	2	0	2	0	41	9.8
17	D	FILIP KUBA	77	24:06	5	19	24	-7	28	2	1	2	0	114	4.4
96	LW	PIERRE-MARC BOUCHARD	61	14:00	4	18	22	-7	22	2	0	0	0	60	6.7
32	C	MARC CHOUINARD	45	15:58	11	10	21	4	17	3	1	2	0	70	15.7
20	D	ANDREI ZYUZIN	65	20:22	8	13	21	4	48	4	0	1	1	104	7.7
28	C	JASON WIEMER	62	13:57	7	11	18	-6	106	1	0	0	2	89	7.9
55	D	NICK SCHULTZ	79	20:19	6	10	16	12	16	1	0	0	1	72	8.3
2	D	WILLIE MITCHELL	70	22:36	1	13	14	12	83	0	0	0	0	58	1.7
19	LW	STEPHANE VEILLEUX	19	14:20	2	8	10	0	20	1	1	1	0	37	5.4
25	C	RICKARD WALLIN*	15	14:20	5	4	9	1	14	3	0	1	0	16	31.3
26	LW	CHRISTOPH BRANDNER	35	13:20	4	5	9	-2	8	1	0	0	0	50	8.0
12	LW	MATT JOHNSON	57	6:27	7	1	8	4	177	0	0	1	0	21	33.3
21	RW	ERIC CHOUINARD	48	13:36	3	4	7	-7	6	0	0	1	0	45	6.7
36	D	ALEX HENRY	71	14:53	2	4	6	4	106	0	0	0	0	37	5.4
8	RW	BRENT BURNS*	36	13:29	1	5	6	-10	12	0	0	0	0	34	2.9
6	D	JASON MARSHALL	12	15:36	1	4	5	-1	18	1	0	0	0	16	6.3
5	D	BRAD BOMBARDIR	56	20:14	1	2	3	-10	21	0	0	1	0	38	2.6
6	D	ZBYNEK MICHALEK*	22	14:13	1	1	2	-7	4	0	0	0	0	17	5.9
4	D	BRAD BROWN	30	9:41	0	1	1	-1	54	0	0	0	0	14	0.0
14	C	DARBY HENDRICKSON	14	14:12	1	0	1	-7	6	0	0	0	0	14	7.1
71	D	TRAVIS ROCHE*	5	16:07	0	1	1	-3	0	0	0	0	0	5	.0
27	RW	KYLE WANVIG*	6	13:48	0	1	1	-2	10	0	0	0	0	16	.0

#	GOALTENDER	GP	W	L	T	SA	GA	GAA	SV	SV%	SO	A	PIM	MIN
30	DWAYNE ROLOSON	48	19	18	11	1,323	89	1.88	1,234	.933	5	1	8	2,847
35	MANNY FERNANDEZ	37	11	14	9	1,056	90	2.49	966	.915	2	0	2	2,166

* Rookie


2003-04 GAME-BY-GAME



GAME	DATE	OPPONENT	RESULT	W	L	T	OTL	RECORD	PTS	DIVISION/ CONF. RANK	WILD GOALS (BY #)	WILD GOALTENDERS	ATT.
1	10/8	@Chicago	0-1		L			0-1-0-0	0	5th/15th	-	Rolosen	13,903
2	10/10	N.Y. Rangers	5-3	W				1-1-0-0	2	4th/8th	96,17,12,5,9	Fernandez	*18,568
3	10/12	San Jose	2-3		L			1-2-0-0	2	5th/11th	26.8	ROLOSON, Fernandez	*18,568
4	10/16	Colorado	2-5		L			1-3-0-0	2	5th/14th	9p,14	Fernandez	*18,568
5	10/18	Vancouver	2-2			T		1-3-1-0	3	5th/14th	34p,12	Rolosen	*18,568
6	10/19	@Dallas	1-3		L			1-4-1-0	3	5th/14th	26p	Fernandez	18,213
7	10/21	Calgary	2-3		L			1-5-1-0	3	5th/15th	18,20p	Rolosen	*18,064
8	10/24	@Florida	4-3	W				2-5-1-0	5	5th/14th	18,24,9p,37	Rolosen	15,539
9	10/25	@Tampa Bay	2-3		L			2-6-1-0	5	5th/14th	96p,32p	Fernandez	16,223
10	10/28	@Buffalo	3-1	W				3-6-1-0	7	5th/11th	37s,9p,15p	Fernandez	11,919
11	10/30	Atlanta	3-2	W				4-6-1-0	9	4th/10th	15p,37,17p	Fernandez	*18,064
12	11/1	Washington	2-1	W				5-6-1-0	11	3rd/7th	37,15p	Rolosen	*18,568
13	11/4	@Colorado	4-4			T		5-6-2-0	12	3rd/7th	24,15,26,24	Fernandez	18,007
14	11/7	@Calgary	3-0	W				6-6-2-0	14	3rd/7th	32,18p,11	Rolosen	13,839
15	11/8	@Vancouver	3-4		L			6-7-2-0	14	3rd/7th	11,10,9	Fernandez,ROLOSON	18,630
16	11/11	Vancouver	1-0	W				7-7-2-0	16	3rd/6th	33	Rolosen	*18,568
17	11/13	Edmonton	0-2		L			7-8-2-0	16	4th/9th	-	Rolosen	*18,568
18	11/15	Detroit	1-1			T		7-8-3-0	17	4th/8th	15p	Rolosen	*18,568
19	11/19	@Pittsburgh	6-2	W				8-8-3-0	19	4th/8th	24,33,24,10,9,11	Rolosen	10,957
20	11/20	@Philadelphia	1-3		L			8-9-3-0	19	4th/9th	9	Fernandez	19,148
21	11/22	Detroit	2-5		L			8-10-3-0	19	4th/7th	18p,9	Rolosen	*18,568
22	11/26	Dallas	1-3		L			8-11-3-0	19	5th/13th	28	Fernandez	*18,568
23	11/28	San Jose	1-2		L			8-12-3-0	19	5th/14th	15	Rolosen	*18,568
24	11/30	Anaheim	1-1			T		8-12-4-0	20	5th/13th	37	Fernandez	*18,568
25	12/3	@Edmonton	1-0	W				9-12-4-0	22	5th/13th	10p	Fernandez	16,198
26	12/5	@Calgary	1-2		L			9-13-4-0	22	5th/13th	11	Fernandez	14,669
27	12/6	@Vancouver	1-1			T		9-13-5-0	23	5th/13th	26	Rolosen	18,630
28	12/9	Calgary	2-1	W				10-13-5-0	25	5th/13th	20,11p	Fernandez	*18,568
29	12/11	Toronto	0-1		L			10-14-5-0	25	5th/13th	-	Rolosen	*18,568
30	12/13	Buffalo	3-2	W				11-14-5-0	27	5th/13th	28,24,34	Fernandez	*18,568
31	12/15	@Phoenix	5-2	W				12-14-5-0	29	4th/12th	28p,12,15,37,9	Rolosen	13,462
32	12/17	@Colorado	3-2	W				13-14-5-0	31	4th/9th	11,17p,33	Rolosen	18,007
33	12/18	@Edmonton	1-1			T		13-14-6-0	32	4th/9th	33p	Fernandez	16,145
34	12/20	Columbus	5-2	W				14-14-6-0	34	4th/8th	37s,12,20,37,33	Rolosen	*18,568
35	12/23	Nashville	3-3			T		14-14-7-0	35	4th/9th	10,18,28	Fernandez	*18,568
36	12/26	@Detroit	2-2		T			14-14-8-0	36	4th/10th	10,37	Rolosen	20,066
37	12/29	@Calgary	2-2		T			14-14-9-0	37	4th/10th	11,18p	Rolosen	16,279
38	12/30	@Edmonton	2-2		T			14-14-10-0	38	4th/10th	2,55	Fernandez	16,639
39	1/2	Edmonton	1-2		L			14-15-10-0	38	4th/11th	12	Rolosen	*18,568
40	1/4	@Colorado	1-3		L			14-16-10-0	38	4th/11th	28	Fernandez	18,007
41	1/5	@St. Louis	1-1			T		14-16-11-0	39	4th/11th	20	Rolosen	19,411
42	1/7	Chicago	7-4	W				15-16-11-0	41	4th/11th	28,21,55,18,21,11,24	Fernandez, ROLOSON	*18,568
43	1/9	Phoenix	0-2		L			15-17-11-0	41	4th/11th	-	Rolosen	*18,568
44	1/12	Nashville	3-3			T		15-17-12-0	42	4th/11th	18,17s,33	Fernandez	*18,568
45	1/14	Los Angeles	2-2			T		15-17-13-0	43	4th/11th	15p,55	Rolosen	*18,568
46	1/16	Pittsburgh	4-2	W				16-17-13-0	45	4th/11th	15,9,17,24	Rolosen	*18,568
47	1/17	@St. Louis	2-2			T		16-17-14-0	46	4th/11th	96,55p	Fernandez	19,530
48	1/19	@Nashville	0-2		L			16-18-14-0	46	4th/11th	-	Fernandez	11,572
49	1/21	Chicago	4-2	W				17-18-14-0	48	4th/10th	11,18,34,18	Rolosen	*18,568
50	1/23	@Anaheim	2-6		L			17-19-14-0	48	4th/11th	9p,9p	Rolosen	17,174
51	1/24	@San Jose	0-4		L			17-20-14-0	48	4th/11th	-	Fernandez	17,496
52	1/26	@Los Angeles	2-2			T		17-20-15-0	49	4th/11th	18p,34p	Rolosen	18,118
53	1/29	Montreal	2-3				OTL	17-20-15-1	50	4th/11th	23p,24	Rolosen	*18,568
54	1/31	@Columbus	1-2				OTL	17-20-15-2	51	4th/11th	33	Rolosen	18,136
55	2/2	St. Louis	4-0	W				18-20-15-2	53	4th/10th	37,33,11,37s	Rolosen	*18,064
56	2/4	@NY Rangers	4-3	W				19-20-15-2	55	4th/10th	24,33p,33p,10	Rolosen	18,200
57	2/10	Los Angeles	1-3		L			19-21-15-2	55	4th/10th	15p	Rolosen	*18,568
58	2/13	Edmonton	3-0	W				20-21-15-2	57	4th/10th	33,32,11p	Rolosen	*18,568
59	2/15	Calgary	1-2		L			20-22-15-2	57	4th/10th	33	Rolosen	*18,568
60	2/17	@ New Jersey	4-4			T		20-22-16-2	58	4th/10th	10,33,10,10p	Fernandez	12,426
61	2/19	Vancouver	6-2	W				21-22-16-2	60	4th/10th	32,24s,15,32,36,10	Rolosen	*18,568
62	2/22	Colorado	1-3		L			21-23-16-2	60	5th/11th	32	Rolosen	*18,568
63	2/26	@Nashville	0-4		L			21-24-16-2	60	5th/12th	-	Fernandez	13,033
64	2/27	@Dallas	1-3		L			21-25-16-2	60	5th/12th	15	Fernandez	18,532
65	2/29	Carolina	3-3			T		21-25-17-2	61	5th/12th	20p,20,10	Fernandez	*18,568
66	3/3	@Anaheim	0-2		L			21-26-17-2	61	5th/12th	-	Fernandez	12,747
67	3/4	@Los Angeles	1-1		T			21-26-18-2	62	5th/12th	28	Rolosen	18,118
68	3/7	@Phoenix	1-1			T		21-26-19-2	63	5th/12th	15	Rolosen	14,603
69	3/9	@San Jose	4-3	W				22-26-19-2	65	5th/12th	12,15,6,9	Fernandez	14,703
70	3/10	@Vancouver	1-1		T			22-26-20-2	66	5th/12th	15p	Rolosen	18,630
71	3/14	Columbus	3-2	W				23-26-20-2	68	5th/11th	18,55,9	Fernandez	*18,568
72	3/16	Ottawa	5-2	W				24-26-20-2	70	5th/11th	32p,25p,10,10p,10	Rolosen	*18,568
73	3/18	@Boston	2-0	W				25-26-20-2	72	5th/11th	18,19s	Fernandez	14,383
74	3/19	@NY Islanders	1-3		L			25-27-20-2	72	5th/11th	15	Rolosen	14,022
75	3/22	Phoenix	2-3				OTL	25-27-20-3	73	5th/11th	32,55	Fernandez	*18,568
76	3/24	@Columbus	0-2		L			25-28-20-3	73	5th/12th	-	Rolosen	17,732
77	3/25	@Chicago	8-2	W				26-28-20-3	75	5th/11th	20p,37,12,24,9,25p,9,10	Fernandez	11,116
78	3/28	Anaheim	2-1	W				27-28-20-3	77	5th/11th	25,10	Rolosen	*18,568
79	3/29	@Detroit	3-5		L			27-29-20-3	77	5th/11th	20p,9,9	Fernandez	20,066
80	3/31	Colorado	5-4	W				28-29-20-3	79	5th/11th	9,96p,9,32p,32	Rolosen	*18,568
81	4/2	Dallas	4-2	W				29-29-20-3	81	5th/10th	21,25,25p,10	Fernandez	*18,568
82	4/4	St. Louis	3-0	W				30-29-20-3	83	5th/10th	19p,10,32	Rolosen	*18,568



2002-03 WILD



#	POS	PLAYER	GP	TOI/G	G	A	PTS	+/-	PIM	PP	SH	GW	GTG	SOG	SH%
10	LW	MARIAN GABORIK	81	17:24	30	35	65	12	46	5	1	8	0	280	10.7
11	LW	PASCAL DUPIUS	80	17:30	20	28	48	17	44	6	0	4	1	183	10.9
7	C	CLIFF RONNING	80	17:25	17	31	48	-6	24	8	0	5	0	171	9.9
15	LW	ANDREW BRUNETTE	82	14:29	18	28	46	-10	30	9	0	2	3	97	18.5
33	RW	SERGEI ZHOLTOK	78	16:36	16	26	42	1	18	3	0	2	2	153	10.5
37	C	WES WALZ	80	15:56	13	19	32	11	63	0	0	4	0	115	11.3
24	LW	ANTTI LAAKSONEN	82	15:55	15	16	31	4	26	1	2	4	2	106	14.2
17	D	FILIP KUBA	78	23:56	8	21	29	0	29	4	2	1	0	129	6.2
34	C	JIM DOWD	78	13:03	8	17	25	-1	31	3	1	2	0	79	10.1
18	RW	RICHARD PARK	81	16:36	14	10	24	-3	16	2	2	3	1	149	9.4
96	C	PIERRE-MARC BOUCHARD*	50	13:16	7	13	20	1	18	5	0	1	0	53	13.2
20	D	ANDREI ZYUZIN	67	21:38	4	13	17	-8	36	2	0	0	0	113	3.5
5	D	BRAD BOMBARDIR	58	22:01	1	14	15	15	16	1	0	0	0	55	1.8
2	D	WILLIE MITCHELL	69	21:28	2	12	14	13	84	0	1	1	0	67	3.0
77	D	LUBOMIR SEKERAS	60	18:52	2	9	11	-12	30	1	0	1	0	50	4.0
28	LW	JEREMY STEVENSON	32	10:48	5	6	11	6	69	1	0	1	0	29	17.2
55	D	NICK SCHULTZ	75	18:28	3	7	10	11	23	0	0	1	0	70	4.3
16	RW	BILL MUCKALT	8	13:00	5	3	8	5	6	0	0	0	0	13	38.5
12	L	MATT JOHNSON	60	7:24	3	5	8	-8	201	0	0	1	0	24	12.5
14	C	DARBY HENDRICKSON	28	15:16	1	5	6	-3	8	0	0	0	0	34	2.9
23	D	JASON MARSHALL	45	11:24	1	5	6	4	69	0	0	0	0	40	2.5
4	D	BRAD BROWN	57	9:14	0	1	1	-1	90	0	0	0	0	10	0.0
19	LW	STEPHANE VAILLEUX*	38	12:08	3	2	5	-6	23	1	0	0	0	52	5.8
3	D	LADISLAV BENYSEK	14	11:26	0	0	0	-3	8	0	0	0	0	7	0.0
27	RW	KYLE WANVIG*	7	9:14	1	0	1	0	13	0	0	0	0	5	20.0
25	C	RICKARD WALLIN*	4	7:44	1	0	1	1	0	0	0	1	0	1	100.0
9	LW	HNAT DOMENICHELLI	1	11:11	0	0	0	0	0	0	0	0	0	1	0.0
6	LW	JEAN-GUY TRUDEL	1	5:37	0	0	0	0	2	0	0	0	0	0	0.0
38	D	CURTIS MURPHY	1	8:56	0	0	0	0	0	0	0	0	0	0	0.0

#	GOALTENDER	GP	W	L	T	SA	GA	GAA	SV	SV%	SO	A	PIM	MIN
30	DWAYNE ROLOSON	50	23	16	8	1,334	98	2.00	1,236	.927	4	1	4	2,945
35	MANNY FERNANDEZ	34	19	13	2	972	74	2.24	898	.924	2	1	6	1,979
31	DIETER KOCHAN	1	0	1	0	28	5	5.00	23	.821	0	0	0	60

* Rookie


2002-03 GAME-BY-GAME



GAME	DATE	OPPONENT	RESULT	W	L	T	OTL	RECORD	PTS	DIVISION/ CONF. RANK	WILD GOALS (BY #)	WILD GOALTENDERS	ATT.
1	10/11	Boston	5-1	W				1-0-0-0	2	1st/2nd	18p,37,15,33,34s	Fernandez	*18,568
2	10/12	@ St. Louis	2-2				T	1-0-1-0	3	2nd/5th	7p,15p	Rolason	16,294
3	10/15	Florida	4-1	W				2-0-1-0	5	1st/2nd	16,24s,5p,16	Fernandez	*18,064
4	10/17	Dallas	3-1	W				3-0-1-0	7	1st/1st	10p,10,16	Fernandez	*18,568
5	10/19	Detroit	3-5		L			3-1-1-0	7	2nd/5th	37,16,24	Rolason	*19,344
6	10/22	Calgary	4-3	W				4-1-1-0	9	1st/1st	16,10p,24,7p	Fernandez	*18,064
7	10/24	@ Chicago	3-2	W				5-1-1-0	11	1st/1st	11,15p,15	Rolason	11,137
8	10/26	@ Phoenix	6-1	W				6-1-1-0	13	1st/1st	15p,10,11,10,37,15p	Fernandez	10,236
9	10/27	@ Colorado	3-3				T	6-1-2-0	14	1st/1st	19p,11,24	Rolason	18,007
10	10/29	Colorado	3-2	W				7-1-2-0	16	1st/1st	10p,33,77	Fernandez	*18,568
11	10/31	San Jose	2-1	W				8-1-2-0	18	1st/1st	33,33	Rolason	*18,064
12	11/2	Vancouver	2-4		L			8-2-2-0	18	1st/1st	10,7	Fernandez	*18,568
13	11/4	@ Los Angeles	5-2	W				9-2-2-0	20	1st/1st	10p,10s,7,10,24	Rolason	15,693
14	11/7	@ Phoenix	1-4		L			9-3-2-0	20	1st/1st	11	FERNANDEZ, Rolason	11,107
15	11/9	@ San Jose	4-2	W				10-3-2-0	22	1st/2nd	7p,10,9p,37	Rolason	17,496
16	11/10	@ Anaheim	0-1		L			10-4-2-0	22	1st/2nd	-	Fernandez	14,070
17	11/12	Edmonton	2-3		L			10-5-2-0	22	1st/2nd	15,11p	Rolason	*18,064
18	11/14	Pittsburgh	1-1				T	10-5-3-0	23	1st/2nd	18	Fernandez	*18,568
19	11/16	Washington	1-0	W				11-5-3-0	25	1st/2nd	11	Rolason	*18,568
20	11/19	Los Angeles	2-2				T	11-5-4-0	26	1st/2nd	10,33	Rolason	*18,064
21	11/21	@ Washington	4-3	W				12-5-4-0	28	2nd/4th	24,19,15p,11	Rolason	12,838
22	11/23	Nashville	4-2	W				13-5-4-0	30	2nd/3rd	15,10,10p,10	Fernandez	*18,568
23	11/25	Vancouver	1-2		L			13-6-4-0	30	2nd/3rd	15	Fernandez	*18,064
24	11/27	@ Dallas	0-5		L			13-7-4-0	30	2nd/4th	-	Fernandez	18,532
25	11/29	Colorado	2-2				T	13-7-5-0	31	2nd/4th	18p,24	Rolason	*18,568
26	12/3	@ Edmonton	1-2				OTL	13-7-5-1	32	1st/3rd	11	Fernandez	15,527
27	12/5	@ Calgary	1-1				T	13-7-6-1	33	1st/2nd	15	Rolason	14,118
28	12/7	@ Vancouver	4-2	W				14-7-6-1	35	2nd/4th	17p,10,10,10	Rolason	18,422
29	12/10	Tampa Bay	5-3	W				15-7-6-1	37	2nd/4th	96p,18,37,10,2s	Fernandez	*18,064
30	12/12	@ Detroit	3-2	W				16-7-6-1	39	1st/2nd	37,18,25	Rolason	20,058
31	12/14	@ Nashville	1-3		L			16-8-6-1	39	2nd/4th	15p	Fernandez	14,224
32	12/15	Carolina	2-1		L			17-8-6-1	41	2nd/4th	7,17p	Rolason	*18,568
33	12/17	Edmonton	4-3	W				18-8-6-1	43	2nd/3rd	27,10,18,18	Fernandez	*18,568
34	12/19	NY Islanders	2-4		L			18-9-6-1	43	2nd/4th	33,7	Rolason	*18,568
35	12/21	@ Colorado	2-4		L			18-10-6-1	43	2nd/4th	10,34p	Fernandez	18,007
36	12/23	Calgary	2-3		L			18-11-6-1	43	2nd/5th	18s,10	Rolason	*18,568
37	12/26	@ Chicago	2-2				T	18-11-7-1	44	2nd/4th	37,19	Rolason	18,863
38	12/28	@ Buffalo	4-3	W				19-11-7-1	46	2nd/4th	10,17p,34,24	Fernandez	12,006
39	12/31	Anaheim	4-1	W				20-11-7-1	48	2nd/4th	28,55,12,24	Rolason	*18,568
40	1/2	@ Edmonton	2-1	W				21-11-7-1	50	2nd/5th	20,34	Fernandez	16,839
41	1/4	@ Calgary	2-3		L			21-12-7-1	50	2nd/5th	20p,15	Rolason	15,974
42	1/6	Los Angeles	2-3		L			21-13-7-1	50	2nd/5th	33p,11	Fernandez, ROLOSON	*18,568
43	1/8	Columbus	1-2		L			21-14-7-1	50	2nd/6th	96	Rolason	*18,568
44	1/10	Phoenix	2-1	W				22-14-7-1	52	2nd/5th	20p,7p	Rolason	*18,568
45	1/14	Buffalo	0-1		L			22-15-7-1	52	2nd/5th	-	Rolason	*18,568
46	1/16	Vancouver	5-2	W				23-15-7-1	54	2nd/5th	18,11p,28,11,10	Rolason	*18,568
47	1/18	Anaheim	0-1		L			23-16-7-1	54	2nd/5th	-	Rolason	*18,568
48	1/20	@ Anaheim	2-1	W				24-16-7-1	56	2nd/5th	55,24	Rolason	13,331
49	1/23	@ Los Angeles	2-1	W				25-16-7-1	58	2nd/5th	96p,10	Rolason	16,480
50	1/25	@ San Jose	1-4		L			25-17-7-1	58	2nd/5th	10	Rolason	17,496
51	1/28	@ Vancouver	2-2				T	25-17-8-1	59	2nd/5th	55,33	Rolason	18,422
52	1/29	@ Edmonton	1-5		L			25-18-8-1	59	2nd/5th	34	Kochan	16,469
53	2/5	Chicago	2-1	W				26-18-8-1	61	3rd/6th	17p,37	Rolason	*18,568
54	2/7	San Jose	4-3	W				27-18-8-1	63	3rd/6th	18,11,7p,24s	Rolason	*18,568
55	2/9	@ New Jersey	2-3		L			27-19-8-1	63	2nd/5th	96p,11	Rolason	16,744
56	2/10	@ Philadelphia	1-0	W				28-19-8-1	65	3rd/6th	11	Fernandez	19,143
57	2/12	Philadelphia	2-0	W				29-19-8-1	67	3rd/6th	7p,37	Rolason	*18,568
58	2/14	Phoenix	2-3		L			29-20-8-1	67	3rd/6th	18s,7	Fernandez	*18,568
59	2/15	@ Colorado	2-3		L			29-21-8-1	67	3rd/7th	34,11	Fernandez	18,007
60	2/19	NY Rangers	2-4		L			29-22-8-1	67	3rd/7th	15p,33p	Rolason	*18,568
61	2/23	St. Louis	3-1	W				30-22-8-1	69	3rd/6th	37,37,17s	Fernandez	*18,568
62	2/25	@ Ottawa	3-0	W				31-22-8-1	71	3rd/7th	18,77p,10	Rolason	17,371
63	2/27	@ Montreal	6-3	W				32-22-8-1	73	3rd/6th	18,37,33p,10,7,7	Fernandez	21,273
64	3/1	@ St. Louis	0-2		L			32-23-8-1	73	3rd/6th	-	Rolason	19,645
65	3/4	New Jersey	3-2	W				33-23-8-1	75	3rd/6th	15,20,2	Fernandez	*18,568
66	3/6	@ Nashville	2-2				T	33-23-9-1	76	3rd/6th	33,11p	Fernandez	13,540
67	3/7	@ Carolina	0-1		L			33-24-9-1	76	3rd/6th	-	Rolason	13,224
68	3/9	@ Atlanta	6-4	W				34-24-9-1	78	3rd/7th	34p,33,33,17,11,28	Rolason, FERNANDEZ	15,484
69	3/12	Dallas	4-2	W				35-24-9-1	80	3rd/6th	14,17s,15p,24	Fernandez	*18,568
70	3/14	Nashville	3-1	W				36-24-9-1	82	3rd/6th	96,34p,7	Rolason	*18,568
71	3/15	@ Columbus	0-5		L			36-25-9-1	82	3rd/6th	-	FERNANDEZ, Rolason	18,136
72	3/17	@ Tampa Bay	3-3				T	36-25-10-1	83	3rd/7th	12,10,15p	Rolason	18,196
73	3/19	@ Florida	3-1	W				37-25-10-1	85	3rd/6th	24,33,11p	Rolason	15,344
74	3/21	@ Dallas	3-2	W				38-25-10-1	87	3rd/7th	28,11p,37	Fernandez	18,532
75	3/23	Detroit	4-0	W				39-25-10-1	89	3rd/7th	12,33,24,28p	Rolason	*18,568
76	3/25	@ Detroit	0-4		L			39-26-10-1	89	3rd/7th	-	Rolason	20,058
77	3/26	St. Louis	0-1		L			39-27-10-1	89	3rd/6th	-	Fernandez	*18,568
78	3/28	Chicago	4-3	W				40-27-10-1	91	3rd/7th	33,23,7,18	Rolason	*18,568
79	3/31	Calgary	3-0	W				41-27-10-1	93	3rd/6th	7p,96p,24p	Fernandez	*18,568
80	4/2	@ Columbus	0-3		L			41-28-10-1	93	3rd/7th	-	Rolason	*18,568
81	4/3	@ Toronto	1-2		L			41-29-10-1	93	3rd/7th	11p	Fernandez	*18,568
82	4/6	Columbus	4-3	W				42-29-10-1	95	3rd/6th	17,15,7p,10	Rolason	*18,568



2001-02 WILD



#	POS	PLAYER	GP	TOI/G	G	A	PTS	+/-	PIM	PP	SH	GW	GTG	SOG	SH%
15	LW	ANDREW BRUNETTE	81	16:02	21	48	69	-4	18	10	0	2	1	106	19.8
10	LW	MARIAN GABORIK	78	16:47	30	37	67	0	34	10	0	4	1	221	13.6
34	C	JIM DOWD	82	15:34	13	30	43	-14	54	5	0	1	0	111	11.7
33	RW	SERGEI ZHOLTOK	73	16:04	19	20	39	-10	28	1	0	2	1	146	13.0
24	LW	ANTTI LAAKSONEN	82	16:20	16	17	33	-5	22	0	0	1	0	104	15.4
37	C	WES WALZ	64	16:42	10	20	30	0	43	0	2	5	0	97	10.3
11	LW	PASCAL DUPUIS*	76	15:08	15	12	27	-10	16	3	2	0	0	154	9.7
18	C	RICHARD PARK	63	16:28	10	15	25	-1	10	2	1	2	0	115	8.7
14	C	DARBY HENDRICKSON	68	16:43	9	15	24	-22	50	2	2	1	0	79	11.4
17	D	FILIP KUBA	62	25:30	5	19	24	-6	32	3	0	1	0	101	5.0
77	D	LUBOMIR SEKERAS	69	22:37	4	20	24	-7	38	4	0	1	0	82	4.9
22	RW	STACY ROEST	58	15:50	10	11	21	-3	8	1	4	2	1	98	10.2
44	C	AARON GAVEY	71	11:55	6	11	17	-21	38	1	0	0	0	75	8.0
2	D	WILLIE MITCHELL	68	21:25	3	10	13	-16	68	0	0	1	0	67	4.5
23	D	JASON MARSHALL	80	16:18	5	6	11	-8	148	1	0	0	0	73	6.8
55	D	NICK SCHULTZ*	52	16:08	4	6	10	0	14	1	0	1	0	47	8.5
3	D	LADISLAV BENYSEK	74	19:09	1	7	8	-12	28	0	0	0	0	44	2.3
9	LW	HNAT DOMENICHELLI	27	12:40	1	5	6	-5	10	0	0	0	0	57	1.8
25	D	ANDY SUTTON	19	10:57	2	4	6	-4	35	1	0	0	0	21	9.5
18	C	SEBASTIEN BORDELEAU	14	13:35	1	4	5	-1	8	0	0	0	0	25	4.0
26	RW	TONY VIRTA	8	13:23	2	3	5	0	0	0	0	0	0	15	13.3
12	LW	MATT JOHNSON	60	7:23	4	0	4	-13	183	0	0	1	0	23	0.0
4	D	BRAD BROWN	51	15:54	0	4	4	-11	123	0	0	0	0	23	17.4
5	D	BRAD BOMBARDIR	28	20:33	1	2	3	-6	14	1	0	0	0	24	4.2
31	C	ROMAN SIMICEK	6	13:16	2	0	2	1	8	0	0	0	0	28	0.0
23	RW	SERGEI KRIVOKRASOV	9	12:13	1	1	2	-1	17	0	0	1	0	13	7.7
36	LW	SYLVAIN BLOUIN	43	9:51	0	2	2	-11	130	0	0	0	0	4	50.0
6	D	MIKE MATTEUCCI	3	10:06	0	0	0	1	2	0	0	0	0	0	0.0
39	D	TRAVIS ROCHE*	4	12:30	0	0	0	-1	2	0	0	0	0	0	0.0
19	D	DAVID CULLEN*	17	14:02	0	0	0	-8	6	0	0	0	0	1	0.0

#	GOALTENDER	GP	W	L	T	SA	GA	GAA	SV	SV%	SO	A	PIM	MIN
31	DEREK GUSTAFSON	1	0	0	0	7	0	0.00	7	1.000	0	0	0	26
30	DWAYNE ROLOSON	45	14	20	7	1,132	112	2.68	1,020	.901	5	0	8	2,506
35	MANNY FERNANDEZ	44	12	24	5	1,157	125	.892	1,032	.892	1	0	4	2,463

* Rookie



2001-02 GAME-BY-GAME

GAME	DATE	OPPONENT	RESULT	W	L	T	OTL	RECORD	PTS	DIVISION/ CONF. RANK	WILD GOALS (BY #)	WILD GOALTENDERS	ATT.
1	10/6	@ San Jose	0-0				T	0-0-1-0	1	4th/1-11th		Rolason	16,774
2	10/7	@ Los Angeles	4-3	W				1-0-1-0	3	2nd/3rd	15, 22, 71, 2	Fernandez	16,354
3	10/10	BOSTON	2-1	W				2-0-1-0	5	2nd/2nd	22, 22	Fernandez	*18,568
4	10/12	CHICAGO	6-4	W				3-0-1-0	7	1-1st/1-1st	42, 34, 22, 17, 15, 42	Rolason	*18,568
5	10/14	EDMONTON	3-3				T	3-0-2-0	8	3rd/2-8th	77, 22, 10	Fernandez	*18,064
6	10/16	SAN JOSE	3-3				T	3-0-3-0	9	1-1st/2-4th	10, 34, 24	Rolason	*18,064
7	10/19	ST. LOUIS	3-2				OTL	3-0-3-1	10	3rd/4th	33, 44	Fernandez	*18,568
8	10/24	CAROLINA	3-7	L				3-1-3-1	10	1-3rd/1-5th	34, 15, 10	FERNANDEZ, Rolason	*18,064
9	10/27	@ Calgary	2-4	L				3-2-3-1	10	4th/10th	10, 12	Rolason	14,088
10	10/30	@ Nashville	4-2	W				4-2-3-1	12	4th/1-7th	14, 15, 25, 14	Rolason	12,522
11	10/31	NASHVILLE	4-6	L				4-3-3-1	12	4th/10th	31, 37, 34, 10	Fernandez	*18,064
12	11/2	COLORADO	4-2	W				5-3-3-1	14	1-3rd/1-8th	15, 24, 34, 31	Rolason	*19,014
13	11/4	EDMONTON	0-2	L				5-4-3-1	14	1-3rd/9th		Rolason	*18,064
14	11/6	@ N.Y. Rangers	1-3	L				5-5-3-1	14	4th/10th	11	Fernandez	17,454
15	11/8	@ Boston	5-3	W				6-5-3-1	16	3rd/1-7th	34, 17, 15, 33, 15	Rolason	12,235
16	11/11	VANCOUVER	0-5	L				6-6-3-1	16	3rd/9th		FERNANDEZ, Rolason	*18,568
17	11/13	ATLANTA	4-2	W				7-6-3-1	18	3rd/1-7th	10, 10, 10, 11	Rolason	*18,064
18	11/14	@ Colorado	0-1	L				7-7-3-1	18	3rd/1-7th		Rolason	18,007
19	11/16	@ Detroit	3-8	L				7-8-3-1	18	5th/11th	18, 44, 15	ROLOSON, Fernandez	20,058
20	11/18	LOS ANGELES	2-2				T	7-8-4-1	19	5th/11th	33, 10	Rolason	*18,064
21	11/20	@ Phoenix	1-2				OTL	7-8-4-2	20	1-4th/1-10th	10	Rolason	10,480
22	11/21	@ San Jose	2-0	W				8-8-4-2	22	1-3rd/1-7th	14, 34	Fernandez	17,496
23	11/23	PHOENIX	5-2	W				9-8-4-2	24	3rd/1-6th	34, 11, 37, 10, 10	Rolason	*18,568
24	11/25	DALLAS	3-4	L				9-9-4-2	24	1-4th/1-7th	34, 77, 11	Rolason	*19,042
25	11/27	VANCOUVER	2-1	W				10-9-4-2	26	3rd/1-6th	33, 11	Fernandez	*18,064
26	11/29	FLORIDA	6-0	W				11-9-4-2	28	3rd/1-6th	55, 11, 33, 24, 10, 44	Rolason	*18,064
27	12/2	ST. LOUIS	4-4				T	11-9-5-2	29	3rd/8th	3, 14, 11, 15	Rolason	*18,568
28	12/5	@ Chicago	2-4	L				11-10-5-2	29	4th/10th	77, 2	Fernandez	11,085
29	12/8	@ Philadelphia	1-5	L				11-11-5-2	29	4th/10th	37	ROLOSON, Fernandez	19,548
30	12/10	@ Montreal	0-4	L				11-12-5-2	29	4th/10th		Fernandez	17,727
31	12/14	@ Pittsburgh	5-2	W				12-12-5-2	31	4th/10th	33, 33, 10, 11, 37	Fernandez	13,378
32	12/16	COLORADO	2-3				OTL	12-12-5-3	32	1-4th/1-9th	34, 14	Rolason	*18,568
33	12/18	ANAHEIM	1-5	L				12-13-5-3	32	1-4th/1-11th	15	Fernandez	*18,568
34	12/22	@ Vancouver	2-1	W				13-13-5-3	34	4th/11th	33, 37	Fernandez	16,337
35	12/23	@ Colorado	3-6	L				13-14-5-3	34	4th/11th	34, 15, 44	Rolason	18,007
36	12/26	DETROIT	3-3				T	13-14-6-3	35	4th/11th	23, 18, 2	Fernandez	*18,568
37	12/28	@ Edmonton	2-3	L				13-15-6-3	35	4th/11th	44, 15	Rolason	16,839
38	12/29	@ Calgary	3-4	L				13-16-6-3	35	5th/12th	23, 11, 12	Fernandez	16,730
39	12/31	@ Detroit	2-4	L				13-17-6-3	35	5th/12th	14, 10	Fernandez	20,058
40	1/2	TAMPA BAY	2-0	W				14-17-6-3	37	4th/11th	10, 14	Rolason	*18,568
41	1/4	NASHVILLE	2-1	W				15-17-6-3	39	4th/1-10th	15, 77	Fernandez	*18,568
42	1/6	BUFFALO	1-4	L				15-18-6-3	39	5th/12th	24	Rolason	*18,568
43	1/8	MONTREAL	4-2	W				16-18-6-3	41	4th/11th	24, 37, 37, 33	Fernandez	*18,568
44	1/10	@ Nashville	2-2				T	16-18-7-3	42	4th/11th	33, 33	Rolason	12,734
45	1/11	ANAHEIM	2-2				T	16-18-8-3	43	4th/11th	17, 24	Fernandez	*18,568
46	1/13	DALLAS	1-3	L				16-19-8-3	43	1-4th/1-11th	24	Fernandez	*18,568
47	1/15	@ Carolina	0-2	L				16-20-8-3	43	5th/12th		Rolason	10,712
48	1/18	@ Columbus	3-1	W				17-20-8-3	45	1-4th/1-11th	17, 17, 10	Fernandez	18,136
49	1/19	@ Ottawa	1-4	L				17-21-8-3	45	5th/12th	37	Fernandez	17,398
50	1/23	@ Anaheim	2-3				OTL	17-21-8-4	46	5th/12th	18, 10	Rolason	9,511
51	1/24	@ Los Angeles	1-4	L				17-22-8-4	46	5th/13th	55	Fernandez	15,917
52	1/26	NEW JERSEY	2-2				T	17-22-9-4	47	5th/1-12th	14, 22	Rolason	*18,568
53	1/28	CALGARY	2-3				OTL	17-22-9-5	48	5th/12th	33, 15	Fernandez	*18,568
54	1/30	LOS ANGELES	0-2	L				17-23-9-5	48	5th/13th		Rolason	*18,568
55	2/5	@ Toronto	1-3	L				17-24-9-5	48	5th/13th	11	Fernandez	19,217
56	2/6	@ Washington	1-2	L				17-25-9-5	48	5th/14th	18	Rolason	16,224
57	2/8	COLORADO	0-6	L				17-26-9-5	48	5th/14th		FERNANDEZ, Rolason	*18,568
58	2/10	N.Y. ISLANDERS	4-3	W				18-26-9-5	50	5th/13th	11, 18, 33, 33	Rolason	*18,568
59	2/12	@ Columbus	3-3				T	18-26-10-5	51	5th/13th	33, 23, 33	Fernandez	18,136
60	2/13	DETROIT	0-2	L				18-27-10-5	51	5th/1-13th		Rolason	*18,568
61	2/27	@ Anaheim	5-3	W				19-27-10-5	53	5th/13th	23, 55, 5, 12, 24	Rolason	10,022
62	3/2	@ Vancouver	3-6	L				19-28-10-5	53	5th/13th	12, 22, 34	FERNANDEZ, Rolason	18,422
63	3/5	N.Y. RANGERS	2-3				OTL	19-28-10-6	54	5th/13th	10, 24	Rolason	*18,568
64	3/7	@ St. Louis	3-0	W				20-28-10-6	56	5th/13th	24, 10, 10	Rolason	18,792
65	3/8	@ Dallas	5-3	W				21-28-10-6	58	5th/13th	10, 14, 15, 22, 11	Fernandez	18,532
66	3/10	COLUMBUS	5-0	W				22-28-10-6	60	5th/13th	10, 10, 11, 10, 33	Rolason	*18,568
67	3/12	OTTAWA	3-4				OTL	22-28-10-7	61	5th/1-12th	18, 15, 11	Fernandez	*18,064
68	3/17	PHOENIX	2-2				T	22-28-11-7	62	5th/12th	10, 10	Fernandez	*18,568
69	3/18	CALGARY	4-2	W				23-28-11-7	64	5th/12th	22, 18, 18, 24	Rolason	*18,064
70	3/20	COLUMBUS	1-3	L				23-29-11-7	64	5th/12th	15	Fernandez	*18,064
71	3/23	@ N.Y. Islanders	1-2	L				23-30-11-7	64	5th/12th	15	Fernandez	16,234
72	3/26	@ St. Louis	2-1	W				24-30-11-7	66	5th/12th	24, 37	Fernandez	16,469
73	3/27	@ Atlanta	4-2	W				25-30-11-7	68	5th/12th	10, 22, 15, 24	Rolason	13,039
74	3/29	CHICAGO	1-3	L				25-31-11-7	68	5th/12th	10	Fernandez	*19,004
75	3/31	@ Chicago	1-2	L				25-32-11-7	68	5th/12th	23	Fernandez	14,835
76	4/2	@ Edmonton	1-2	L			OTL	25-32-11-8	69	5th/12th	18	Fernandez	16,839
77	4/4	@ Calgary	3-4	L				25-33-11-8	69	5th/12th	26, 33, 9	Fernandez	13,831
78	4/5	@ Vancouver	4-5	L			OTL	25-33-11-9	70	5th/12th	55, 26, 44, 24	Rolason	18,160
79	4/8	SAN JOSE	3-1	W				26-33-11-9	72	5th/12th	11, 18, 33	Fernandez	*18,568
80	4/10	@ Dallas	4-4				OTL	26-33-12-9	73	5th/12th	10, 24, 34, 15	Fernandez, ROLOSON	18,532
81	4/12	@ Phoenix	1-7	L				26-34-12-9	73	5th/12th	11	ROLOSON, Gustafson	16,210
82	4/14	EDMONTON	2-4	L				26-35-12-9	73	5th/12th	15, 24	Rolason	*18,568



2000-01 WILD



#	POS	PLAYER	GP	TOI/G	G	A	PTS	+/-	PIM	PP	SH	GW	GTG	SOG	SH%
18	C	SCOTT PELLERIN	58	18:40	11	28	39	6	45	2	2	2	0	117	9.4
10	LW	MARIAN GABORIK*	71	15:26	18	18	36	-6	32	6	0	3	0	179	10.1
77	D	LUBOMIR SEKERAS	80	21:13	11	23	34	-8	52	4	0	2	0	102	10.8
37	C	WES WALZ	82	16:45	18	12	30	-8	37	0	7	3	0	152	11.8
17	D	FILIP KUBA*	75	24:16	9	21	30	-6	28	4	0	4	1	141	6.4
14	C	DARBY HENDRICKSON	72	15:50	18	11	29	1	36	3	1	1	1	114	15.8
34	C	JIM DOWD	68	17:50	7	22	29	-6	80	0	0	0	1	92	7.6
24	LW	ANTTI LAAKSONEN	82	16:27	12	16	28	-7	24	0	2	1	0	129	9.3
22	C	STACY ROEST	76	14:01	7	20	27	3	20	1	0	1	0	125	5.6
44	C	AARON GAVEY	75	14:00	10	14	24	-8	52	1	0	2	0	100	10.0
25	RW	SERGEI KRIVOKRASOV	54	13:05	7	15	22	-1	20	2	0	1	0	107	6.5
21	D	SEAN O'DONNELL	63	23:00	4	12	16	-2	128	1	0	1	0	58	6.9
5	D	BRAD BOMBARDIR	70	20:50	0	15	15	-6	42	0	0	0	0	81	0.0
21	LW	CAM STEWART	54	13:12	4	9	13	-3	18	0	1	0	1	61	6.6
20	RW	MAXIM SUSHINSKY	30	14:01	7	4	11	-7	29	3	0	0	0	62	11.3
19	RW	JEFF NIELSEN	59	13:33	3	8	11	-16	4	1	0	1	0	82	3.7
2	D	WILLIE MITCHELL*	17	20:49	1	7	8	4	11	0	0	0	0	16	6.3
42	D	ANDY SUTTON	69	12:55	3	4	7	-11	131	2	0	0	0	64	4.7
3	D	LADISLAV BENYSEK*	71	18:25	2	5	7	-11	38	1	0	0	0	48	4.2
45	LW	PETER BARTOS	13	13:55	4	2	6	2	6	1	0	1	0	18	22.2
16	C	ROMAN SIMICEK	28	12:44	2	4	6	-4	21	0	0	0	0	14	14.3
36	LW	SYLVAIN BLOUIN	41	9:54	3	2	5	-5	117	0	0	0	0	37	8.1
7	D	CURTIS LESCHYSHYN	54	19:31	2	3	5	-2	19	1	0	1	0	43	4.7
23	LW	PAVEL PATERA	20	14:27	1	3	4	-8	4	0	0	0	0	14	7.1
12	LW	MATT JOHNSON	50	7:43	1	1	2	-6	137	0	0	0	0	21	4.8
23	LW	STEVE MCKENNA	20	7:59	1	1	2	0	19	0	0	0	0	12	8.3
11	LW	KAI NURMINEN	2	15:34	1	0	1	-1	2	0	0	0	0	1	100
11	LW	PASCAL DUPOUIS*	4	15:36	1	0	1	0	4	1	0	0	0	8	12.5
15	D	J.J. DAIGNEAULT	1	11:38	0	0	0	-1	2	0	0	0	0	0	0.0
6	D	TRAVIS ROCHE*	1	15:22	0	0	0	0	0	0	0	0	0	0	0.0
40	D	CHRIS ARMSTRONG*	3	18:06	0	0	0	-3	0	0	0	0	0	4	0.0
26	RW	CHRISTIAN MATTE*	3	13:21	0	0	0	0	2	0	0	0	0	8	0.0
28	D	MIKE MATTEUCCI	3	11:29	0	0	0	-2	2	0	0	0	0	3	0.0
32	C	BRIAN BONIN	7	9:46	0	0	0	-3	0	0	0	0	0	7	0.0
#	GOALTENDER		GP	W	L	T	SA	GA	GAA	SV	SV%	SO	A	PIM	MIN
35	MANNY FERNANDEZ		42	19	17	4	1,147	92	2.24	1,055	.920	4	1	6	2,461
30	DEREK GUSTAFSON		4	1	3	0	97	10	2.51	87	.897	0	0	0	239
29	JAMIE MCLENNAN		38	5	23	9	1,032	98	2.64	934	.905	2	1	4	2,230
31	ZAC BIERK		1	0	1	0	27	6	6.00	21	.778	0	0	2	60

* Rookie

2000-01 GAME-BY-GAME



GAME	DATE	OPPONENT	RESULT	W	L	T	OTL	RECORD	PTS	DIVISION/ CONF. RANK	WILD GOALS (BY #)	WILD GOALTENDERS	ATT.
1	10/6	@ Anaheim	1-3	L				0-1-0-0	0	0/0	10	McLennan	16,520
2	10/7	@ Phoenix	1-4	L				0-2-0-0	0	5th/14th	34	Fernandez	13,089
3	10/11	PHILADELPHIA	3-3			T		0-2-1-0	1	5th/14th	14, 10, 37	Fernandez	*18,827
4	10/13	@ St. Louis	0-2	L				0-3-1-0	1	4th/14th		McLennan	19,576
5	10/15	EDMONTON	3-5	L				0-4-1-0	1	5th/15th	77, 20, 20	McLennan	*18,064
6	10/18	TAMPA BAY	6-5	W				1-4-1-0	3	5th/15th	20, 21, 20, 33, 10, 10	McLennan	*18,064
7	10/20	SAN JOSE	1-3	L				1-5-1-0	3	5th/14th	12	McLennan	*18,064
8	10/22	FLORIDA	0-0			T		1-5-2-0	4	5th/14th		McLennan	*18,064
9	10/24	@ Montreal	2-2			T		1-5-3-0	5	5th/14th	37, 24	McLennan	19,011
10	10/25	@ Toronto	1-6	L				1-6-3-0	5	5th/14th	37	McLENNAN, Fernandez	19,114
11	10/27	CALGARY	3-1	W				2-6-3-0	7	5th/14th	14, 17, 44	Fernandez	*18,064
12	10/29	CHICAGO	2-3	L				2-7-3-0	7	5th/13th	10, 33	Fernandez	*18,064
13	11/3	@ Edmonton	0-3	L				2-8-3-0	7	4th/13th		McLennan	12,811
14	11/5	@ Calgary	3-2	W				3-8-3-0	9	4th/13th	37, 37, 24	Fernandez	15,330
15	11/7	@ Colorado	0-2	L				3-9-3-0	9	4th/13th		McLennan	18,007
16	11/8	CALGARY	0-1	L				3-10-3-0	9	5th/14th		Fernandez	*18,064
17	11/10	@ Chicago	5-2	W				4-10-3-0	11	5th/15th	21, 17, 10, 22, 24	Fernandez	15,348
18	11/12	EDMONTON	4-5				OTL	4-10-3-1	12	5th/15th	77, 77, 16, 22	Fernandez	*18,064
19	11/15	N.Y. RANGERS	2-3	L				4-11-3-1	12	5th/15th	11, 77	Fernandez	*18,568
20	11/17	@ Buffalo	1-3	L				4-12-3-1	12	5th/15th	45	McLennan	16,590
21	11/18	@ Boston	6-1	W				5-12-3-1	14	5th/15th	20, 77, 77, 20, 14, 45	Fernandez	14,465
22	11/22	CALGARY	1-1			T		5-12-4-1	15	5th/15th	19	McLennan	*18,064
23	11/24	CHICAGO	2-0	W				6-12-4-1	17	5th/15th	45, 20	Fernandez	*18,568
24	11/26	VANCOUVER	4-2	W				7-12-4-1	19	5th/14th	24, 24, 37, 24	Fernandez	*18,064
25	11/28	@ San Jose	1-4	L				7-13-4-1	19	4th/13th	3	McLennan	17,247
26	11/30	@ Phoenix	0-2	L				7-14-4-1	19	5th/14th		Fernandez	12,447
27	12/2	@ Los Angeles	2-3	L				7-15-4-1	19	5th/14th	34, 25	Fernandez	16,270
28	12/7	@ Chicago	4-2	W				8-15-4-1	21	5th/14th	24, 44, 17, 37	Fernandez	12,644
29	12/8	ANAHEIM	0-1				OTL	8-15-4-2	22	5th/14th		McLennan	*18,064
30	12/10	NASHVILLE	1-2	L				8-16-4-2	22	5th/14th	14	McLennan	*18,064
31	12/13	CAROLINA	1-1			T		8-16-5-2	23	5th/14th	33	Fernandez	*18,064
32	12/14	@ Washington	1-2	L				8-17-5-2	23	5th/14th	44	McLennan	11,392
33	12/17	DALLAS	6-0	W				9-17-5-2	25	5th/14th	19, 10, 45, 14, 77, 14	Fernandez	*18,834
34	12/20	OTTAWA	2-2			T		9-17-6-2	26	5th/14th	14, 14	McLennan	*18,064
35	12/22	LOS ANGELES	4-3	W				10-17-6-2	29	5th/14th	37, 25, 34, 22	Fernandez	*18,564
36	12/27	@ Detroit	5-3	W				11-17-6-2	30	5th/14th	10, 33, 33, 27, 24	Fernandez	19,995
37	12/29	PHOENIX	2-2			T		11-17-7-2	31	5th/14th	42, 34	McLennan	*18,568
38	12/31	ANAHEIM	3-2	W				12-17-7-2	33	5th/14th	33, 44, 77	Fernandez	*18,064
39	1/3	ATLANTA	1-1			T		12-17-8-2	34	5th/14th	4	McLennan	*18,064
40	1/5	DETROIT	3-2	W				13-17-8-2	36	5th/14th	19, 17, 17	Fernandez	*18,568
41	1/6	@ St. Louis	1-5	L				13-18-8-2	36	5th/13th	42	McLENNAN, Fernandez	19,913
42	1/10	WASHINGTON	3-0	W				14-18-8-2	38	5th/13th	44, 33, 22	Fernandez	*18,064
43	1/12	COLORADO	0-5	L				14-19-8-2	38	5th/13th		Fernandez	*18,815
44	1/14	@ N.Y. Rangers	2-4	L				14-20-8-2	38	5th/13th	25, 44	Fernandez	18,200
45	1/15	@ Columbus	0-3	L				14-21-8-2	38	5th/13th		Fernandez	17,154
46	1/17	COLUMBUS	3-2	W				15-21-8-2	40	5th/13th	10, 17, 27	Fernandez	*18,064
47	1/19	N.Y. ISLANDERS	3-2	W				16-21-8-2	42	5th/13th	14, 24, 37	McLennan	*18,568
48	1/21	NEW JERSEY	2-4	L				16-22-8-2	42	5th/13th	27, 3	Fernandez	*18,568
49	1/24	@ Anaheim	5-0	W				17-22-8-2	44	5th/13th	25, 16, 37, 33, 16	Fernandez	11,692
50	1/27	@ Los Angeles	4-1	W				18-22-8-2	46	5th/13th	42, 37, 10, 10	Fernandez	18,118
51	1/30	@ Vancouver	2-3				OTL	18-22-8-3	47	5th/13th	10, 44	McLennan	13,948
52	2/6	@ Tampa Bay	4-2	W				19-22-8-3	49	5th/13th	14, 10, 33, 25	McLennan	11,122
53	2/7	@ Florida	1-2	L				19-23-8-3	49	5th/12th	14	Fernandez	12,422
54	2/9	@ Dallas	2-1	W				20-23-8-3	51	5th/13th	34, 10	Fernandez	17,001
55	2/11	PITTSBURGH	4-2	W				21-23-8-3	53	5th/13th	34, 22, 4, 37	McLennan	*18,568
56	2/14	@ Pittsburgh	1-2	L				21-24-8-3	53	5th/12th	37	Fernandez	16,997
57	2/16	LOS ANGELES	0-4	L				21-25-8-3	53	5th/12th		McLennan	*18,568
58	2/18	SAN JOSE	3-1	W				22-25-8-3	55	5th/13th	244, 33, 36	Fernandez	*18,568
59	2/21	@ Dallas	2-6	L				22-26-8-3	55	5th/13th	77, 36	Fernandez	17,001
60	2/23	@ Colorado	1-4	L				22-27-8-3	55	5th/13th	36	McLennan	18,007
61	2/24	@ Nashville	1-2	L				22-28-8-3	55	5th/13th	27	Fernandez	17,113
62	2/26	VANCOUVER	2-5	L				22-29-8-3	55	5th/13th	14, 33	McLennan	*18,064
63	3/1	@ Calgary	1-1			T		22-29-9-3	56	5th/13th	10	Fernandez	16,266
64	3/2	@ Edmonton	1-3	L				22-30-9-3	56	5th/13th	24	McLennan	16,280
65	3/4	@ Vancouver	4-3	W				23-30-9-3	58	5th/13th	44, 25, 10, 44	Fernandez	18,014
66	3/6	ST. LOUIS	3-3			T		23-30-10-3	59	5th/13th	37, 10, 21	Fernandez	*18,568
67	3/8	@ New Jersey	2-6	L				23-31-10-3	59	5th/13th	44, 17	Bierk	15,171
68	3/9	@ N.Y. Islanders	4-1	W				24-31-10-3	61	5th/13th	34, 17, 21, 22	Gustafson	10,463
69	3/11	DETROIT	2-3				OTL	24-31-10-4	62	5th/13th	14, 25	Fernandez	*18,568
70	3/14	ST. LOUIS	0-1					24-31-10-5	63	5th/13th		McLennan	*18,064
71	3/15	@ Philadelphia	0-3	L				24-32-10-5	63	5th/13th		FERNANDEZ, McLennan	19,566
72	3/18	@ Colorado	3-4	L				24-33-10-5	63	5th/13th	10, 77, 14	McLennan	18,007
73	3/19	DALLAS	1-4	L				24-34-10-5	63	5th/13th	24	McLennan	*18,568
74	3/21	NASHVILLE	0-0			T		24-34-11-5	64	5th/13th		McLennan	*18,064
75	3/22	@ Detroit	2-4	L				24-35-11-5	64	5th/13th	77, 14	Gustafson	19,995
76	3/25	VANCOUVER	2-2			T		24-35-12-5	65	5th/14th	2, 17	McLennan	*18,568
77	3/28	PHOENIX	0-2	L				24-36-12-5	65	5th/14th		Gustafson	*18,568
78	3/31	@ Nashville	1-4	L				24-37-12-5	65	5th/14th	37	McLennan	17,113
79	4/2	@ San Jose	2-4	L				24-38-12-5	65	5th/14th	37, 11	McLennan	17,359
80	4/4	@ Edmonton	2-2			T		24-38-13-5	66	5th/15th	22, 23	McLennan	17,100
81	4/6	COLUMBUS	3-2	W				25-38-13-5	68	5th/15th	17, 37, 14	McLennan	*18,568
82	4/8	COLORADO	2-4	L				25-39-13-5	68	5th/14th	37, 14	Gustafson	*18,568



ALL-TIME AWARDS & ACCOLADES

BILL MASTERTON MEMORIAL TROPHY

Selected by the Professional Hockey Writers' Association, awarded annually to the NHL player who best exemplifies the qualities of perseverance, sportsmanship, and dedication to ice hockey.

- Josh Harding (2013)

LESTER PATRICK TROPHY

Presented by the NHL and USA Hockey since 1966 to honor a recipient's contribution to ice hockey in the U.S.

- Bob Naegele, Jr. (2008)

JACK ADAMS TROPHY

Selected by the National Hockey League Broadcasters' Association, awarded annually to the NHL coach judged to have contributed the most to his team's success.

- Jacques Lemaire (2003)

FRANK J. SELKE TROPHY

Selected by the Professional Hockey Writers' Association, awarded annually to the NHL forward forward who demonstrates the most skill in the defensive component of the game.

- Wes Walz (2003 – Finalist)

JAMES NORRIS MEMORIAL TROPHY

Selected by the Professional Hockey Writers' Association, awarded to the NHL defenseman who demonstrates throughout the season the greatest all-round ability in the position.

- Ryan Suter (2013 – Finalist)

VEZINA TROPHY

Selected by NHL General Managers, awarded annually to the NHL goaltender judged to be the best at the position.

- Niklas Backstrom (2009 – Finalist)

WILLIAM M. JENNINGS AWARD

The NHL goaltender(s) having played a minimum of 25 games for the team with the fewest goals scored against it.

- Niklas Backstrom & Manny Fernandez (2007)

MBNA ROGER CROZIER SAVING GRACE AWARD

The goaltender having played a minimum of 25 games with the NHL's best save percentage.

- Niklas Backstrom (2007)
- Dwayne Roloson (2004)

NHL FIRST ALL-STAR TEAM

- Ryan Suter (2013)

NHL ALL-ROOKIE TEAM

- Jonas Brodin (2013)

NHL ALL-STARS

- Mikko Koivu (2012) - Did not play due to injury
- Brent Burns (2011)
- Martin Havlat (2011)
- Niklas Backstrom (2009)
- Marian Gaborik (2008)
- Brian Rolston (2007)
- Filip Kuba (2004)
- Dwayne Roloson (2004)
- Marian Gaborik (2003)

NHL ALL-STAR AWARDS

- Marian Gaborik (2003 – Fastest Skater)
- Marian Gaborik (2003 – Second Star)

NHL YOUNGSTARS

- Nick Johnson (2012)
- Pierre-Marc Bouchard (2004)
- Nick Schultz (2003)
- Marian Gaborik (2002)

OLYMPIANS 2010

- Niklas Backstrom; Finland (bronze)
- Martin Havlat; Czech Republic
- Mikko Koivu; Finland (bronze)
- Antti Miettinen; Finland (bronze)
- Marek Zidlicky; Czech Republic

2006

- Marian Gaborik; Slovakia
- Mikko Koivu; Finland (silver)
- Filip Kuba; Czech Republic (bronze)
- Brian Rolston; USA
- Daniel Tjernqvist; Sweden (gold)

NHL PLAYERS OF THE WEEK

- Manny Fernandez (12/26/05)
- Dwayne Roloson (12/15/03)
- Marian Gaborik (3/4/02)
- Marian Gaborik (10/21/02)


NHL THREE STARS OF THE WEEK

- Niklas Backstrom (Second Star - 3/25/13)
- Niklas Backstrom (Third Star - 3/4/13)
- Matt Hackett (Second Star - 12/12/11)
- Josh Harding (First Star - 11/7/11)
- Jose Theodore (Third Star - 1/10/11)
- Guillaume Latendresse (Third Star - 1/18/10)
- Niklas Backstrom (Second Star - 10/20/08)
- Marian Gaborik (First Star - 1/13/08)
- Marian Gaborik (First Star - 12/23/07)
- Niklas Backstrom (Third Star - 12/3/07)
- Niklas Backstrom (First Star - 12/19/06)

AT&T. The nation's
FASTEST and now
MOST RELIABLE
4G LTE network.



Download every Wild
slap shot, hip check, and
lamp lighter with AT&T.

Rethink Possible® 

1.866.MOBILITY

ATT.COM/network

VisitaStore



AT&T is the Official Wireless Provider of the Minnesota Wild.

Speed claim based on comparison of national carriers' average 4G LTE download speeds for Android™ and Windows smartphones and iPhone 5. Reliability claim based on data transfer completion rates on nationwide 4G LTE networks. Limited 4G LTE availability in select markets. LTE is a trademark of ETSI. 4G speeds not available everywhere. Screen images simulated. ©2013 AT&T Intellectual Property. Service provided by AT&T Mobility. All rights reserved. AT&T and the AT&T logo are trademarks of AT&T Intellectual Property. All other marks used herein are the property of their respective owners.



DRAFT HISTORY

DRAFT NOTES

- Of Minnesota's 104 total draft picks, 39 have played in a regular-season Wild game.
- The Wild selected a forward in the first round in eight of its 12 drafts. Minnesota did not have a first round selection in the 2013 NHL Entry Draft for the first time in franchise history.
- Thirteen Wild draft picks skated in a game for Minnesota during the 2012-13 season. Five Wild draft picks made their NHL debuts in 2012-13: Brodin (2011), Granlund (2010), Kuemper (2009) and Larsson (2010). Patrick Bordeleau (2004) made his NHL debut with Colorado.
- The 2002 Entry Draft was the first draft in which the Wild selected a goaltender as Josh Harding (second round, 38th overall) and Barry Brust (third round, 73rd overall) were chosen. Overall, Minnesota has selected 11 goalies in 13 drafts: Harding, Brust, Kopriya (2003), Khudobin (2004), Westblom (2005), Hovinen (2006), Hackett, Kuemper (2009), Gustafsson (2010), Michalek (2011) and Belanger (2013).
- The Wild has selected 11 Minnesota natives, including five in the last three drafts. Minnesota selected Avery Peterson (Grand Rapids) in 2013, John Draeger and Louis Nanne (Edina) in 2012 and Mario Lucia (Wayzata) and Nick Seeler (Eden Prairie) in 2011. Previous selections include: Nick Leddy (Eden Prairie, 2009), Kyle Medvec (Apple Valley, 2006), Chris Hickey (St. Paul, 2006), A.J. Thelen (Savage, 2004), Michael Erickson (Elk River, 2002) and Jake Riddle (Minneapolis, 2001).
- Minnesota made a franchise-high 12 total selections in the 2004 Entry Draft and a franchise-low four total selections in the 2008 Entry Draft.
- The Wild has made 14 trades on draft day, including two during the 2013 NHL Entry Draft.
- Minnesota made its lowest first-round selection in the 2008 NHL Entry Draft when it selected Tyler Cuma (23rd overall).
- The Minnesota Wild first participated in the NHL Expansion and NHL Entry Draft in Calgary on June 24-25, 2000.
- The Wild selected Marian Gaborik as its first-ever pick in the first round (third overall) of the 2000 NHL Entry Draft.
- Gaborik is the highest Wild draft pick and Jean-Michel Bolduc is the lowest draft pick, taken 281st (ninth round) in the 2003 draft.

DRAFT-DAY TRADES

- June 23, 2001 – Minnesota acquired a third-round pick (74th overall – Chris Heid) from the New York Rangers in exchange for the Wild's third-round pick (79th overall – Garth Murray) and fifth-round pick (139th overall – Shawn Collymore) in the 2001 Entry Draft.
- June 22, 2002 – Minnesota acquired Cliff Ronning from the Los Angeles Kings in exchange for the Wild's fourth-round pick (104th overall – Aaron Rome) in the 2002 Entry Draft.
- June 22, 2003 – Minnesota acquired a third-round pick (78th overall – Danny Irmén) from the Toronto Maple Leafs in exchange for the Wild's third-round pick (91st overall – Martin Sagat) and fourth-round pick (125th overall – Konstantin Volkov) in the 2003 Entry Draft.
- July 30, 2005 – Minnesota acquired Todd White from the Ottawa Senators in exchange for the Wild's fourth-round pick (95th overall – Cody Bass) in the 2005 Entry Draft.
- June 24, 2006 – Minnesota acquired Pavol Demitra from the Los Angeles Kings in exchange for Patrick O'Sullivan and the Wild's first-round pick (16th overall – Trevor Lewis) in the 2006 Entry Draft.
- June 22, 2007 – Minnesota acquired a first-round pick (16th overall – Colton Gillies) from the Anaheim Ducks in exchange for the Wild's first-round pick (19th overall – Logan MacMillan) and second-round pick (42nd overall – Eric Tangradi) in the 2007 Entry Draft.
- June 20, 2008 – Minnesota acquired a first-round pick (23rd overall – Tyler Cuma) from the New Jersey Devils in exchange for the Wild's first-round pick (24th overall – Mattias Tedénby) in the 2008 Entry Draft and a third-round pick (73rd overall – Alexander Urbom) in the 2009 Entry Draft.
- June 26, 2009 – Minnesota acquired a first-round pick (16th overall – Nick Leddy), a third-round pick (77th overall – Matt Hackett) and a seventh-round pick (182nd overall – Erik Hauula) from the New York Islanders in exchange for the Wild's first-round pick (12th overall – Calvin de Haan) in the 2009 Entry Draft.
- June 27, 2009 – Minnesota acquired Kyle Brodziak and a sixth-round pick (161st overall – Darcy Kuemper) from the Edmonton Oilers in exchange for the Wild's fourth-round pick (99th overall – Kyle Bigos) and fifth-round pick (133rd overall – Olivier Roy) in the 2009 Entry Draft.
- June 26, 2010 – Minnesota acquired a second-round pick (59th overall – Jason Zucker) from the Florida Panthers in exchange for the Wild's third-round pick (69th overall – Joe Basaraba) and fourth-round pick (99th overall – Joonas Donskoi) in the 2010 Entry Draft.
- June 24, 2011 – Minnesota acquired a first-round pick (28th overall – Zack Phillips) along with Devin Setoguchi and Charlie Coyle from the San Jose Sharks in exchange for Brent Burns and a second-round pick in the 2012 NHL Entry Draft.
- June 25, 2011 – The Wild acquired a second-round pick (60th overall – Mario Lucia) from the Vancouver Canucks in exchange for a third-round pick (71st overall – David Honzik) and a fourth-round pick (101st overall – Joseph LaBate) in the 2011 NHL Entry Draft.
- June 30, 2013 – Minnesota acquired RW Nino Niederreiter from the New York Islanders in exchange for RW Cal Clutterbuck and a third-round selection (70th overall) in the 2013 NHL Entry Draft.
- June 30, 2013 - The Wild acquired a sixth-round selection in the 2014 NHL Entry Draft and the rights to F Benn Ferriero from the New York Rangers in exchange for D Justin Falk.

DRAFT HISTORY



2013 NHL ENTRY DRAFT

RD	PICK	POS	PLAYER	HT	WT	BORN	CLUB (LEAGUE)
2	46	D	Gustav Olofsson	6-3	191	12/1/94	Green Bay (USHL)
3	81	RW	Kurtis Gabriel	6-4	214	4/20/93	Owen Sound (OHL)
4	107	D	Dylan Labbe	6-1	190	1/9/95	Shawnigan (QMJHL)
5	137	D	Carson Soucy	6-4	200	7/17/94	Spruce Grove (AJHL)
6	167	C	Avery Peterson	6-2	200	6/20/95	Grand Rapids (High School - MN)
7	197	D	Nolan De Jong	6-2	186	4/25/95	Victoria (BCHL)
	200	G	Alexandre Belanger	6-1	184	8/19/95	Rouyn-Noranda (QMJHL)

2012 NHL ENTRY DRAFT

RD	PICK	POS	PLAYER	CLUB (LEAGUE)
1	7	D	Mathew Dumba	Red Deer (WHL)
2	46	LW	Raphael Bussieres	Baie-Comeau (QMJHL)
3	68	D	John Draeger	Shattuck-St. Mary's (High School - MN)
4	98	C	Adam Gilmour	Nobles (High School - MA)
5	128	D	Daniel Gunnarsson	Lulea (Sweden)
6	158	C	Christoph Bertschy	Bern (Switzerland)
7	188	LW	Louis Nanne	Edina (High School - MN)

2011 NHL ENTRY DRAFT

RD	PICK	POS	PLAYER	CLUB (LEAGUE)
1	10	D	Jonas Brodin	Farjestad (Sweden)
	28	C	Zack Phillips	Saint John (QMJHL)
2	60	LW	Mario Lucia	Wayzata (HS-MN)
5	131	D	Nick Seeler	Eden Prairie (HS-MN)
6	161	G	Stephen Michalek	Loomis-Chaffee (HS-CT)
7	191	C	Tyler Graovac	Ottawa (OHL)

2010 NHL ENTRY DRAFT

RD	PICK	POS	PLAYER	CLUB (LEAGUE)
1	9	C	Mikael Granlund	HIFK (Finland)
2	39	RW	Brett Bulmer	Kelowna (WHL)
	56	LW	Johan Larsson	Brynäs Jr. (Sweden)
	59	LW	Jason Zucker	USNTDP
6	159	G	Johan Gustafsson	Farjestad Jr. (Sweden)
7	189	RW	Dylen McKinlay	Chilliwack (WHL)

2009 NHL ENTRY DRAFT

RD	PICK	POS	PLAYER	CLUB (LEAGUE)
1	16	D	Nick Leddy	Eden Prairie (HS-MN)
3	77	G	Matthew Hackett	Plymouth (OHL)
4	103	LW	Kristopher Foucault	Calgary (WHL)
	116	RW	Alexander Fallstrom	Shattuck-St. Mary's (High School- MN)
6	161	G	Darcy Kuemper	Red Deer (WHL)
	163	RW	Jere Sallinen	Blues Jr. (Finland Jr.)
7	182	LW	Erik Hauula	Shattuck-St. Mary's (HS-MN)
	193	C	Anthony Hamburg	Dallas Stars AAA (Midget-TX)

2008 NHL ENTRY DRAFT

RD	PICK	POS	PLAYER	CLUB (LEAGUE)
1	23	D	Tyler Cuma	Ottawa (OHL)
2	55	D	Marco Scandella	Val-D'Or (QMJHL)
4	115	D	Sean Lorenz	USNTDP
5	145	LW	Eero Elo	Lukko Rauma (FIN Jr.)



DRAFT HISTORY

2007 NHL ENTRY DRAFT

RD	PICK	POS	PLAYER	CLUB (LEAGUE)
1	16	C	Colton Gillies	Saskatoon (WHL)
4	110	D	Justin Falk	Spokane (WHL)
5	140	C	Cody Almond	Kelowna (WHL)
6	170	D	Harri Ilvonen	Tappara (FIN Jr.)
7	200	RW	Carson McMillan	Calgary (WHL)

2006 NHL ENTRY DRAFT

RD	PICK	POS	PLAYER	CLUB (LEAGUE)
1	9	C	James Sheppard	Cape Breton (QMJHL)
2	40	C	Ondrej Fiala	Everett (WHL)
3	72	RW	Cal Clutterbuck	Oshawa (OHL)
4	102	D	Kyle Medvec	Apple Valley (HS-MN)
5	132	G	Niko Hovinen	Jokerit (FIN Jr.)
6	162	RW	Julian Walker	Basel (Swiss)
7	192	C	Chris Hickey	Cretin-Derham Hall (HS-MN)
	193	C	Anthony Hamburg	Dallas Stars AAA (Midget-TX)

2005 NHL ENTRY DRAFT

RD	PICK	POS	PLAYER	CLUB (LEAGUE)
1	4	LW	Benoit Pouliot	Sudbury (OHL)
2	57	LW	Matt Kassian	Kamloops (WHL)
3	65	G	Kristofer Westblom	Kelowna (WHL)
4	110	C	Kyle Bailey	Portland (WHL)
	122	C	Morten Madsen	Frolunda (SEL)
5	129	D	Anthony Aiello	Thayer Academy (HS-MA)
7	199	D	Riley Emmerson	Tri-City (WHL)
	193	C	Anthony Hamburg	Dallas Stars AAA (Midget-TX)

2004 NHL ENTRY DRAFT

RD	PICK	POS	PLAYER	CLUB (LEAGUE)
1	12	D	A.J. Thelen	Michigan St. (NCAA)
2	42	LW	Roman Voloshenko	Krylja (RUS Jr.)
3	78	LW	Peter Olvecky	Trencin (SVK)
	79	D	Clayton Stoner	Tri-City (WHL)
4	111	F	Ryan Jones	Chatham (WOJHL)
	114	LW	Patrick Bordeleau	Val-D'Or (QMJHL)
	117	RW	Julien Sprunger	HC Fribourg (Swiss)
5	161	D	Jean-Claude Sawyer	Cape Breton (QMJHL)
6	175	RW	Aaron Boogaard	Tri-City (WHL)
7	195	RW	Jean-Michel Rizk	Saginaw (OHL)
	206	G	Anton Khudobin	Magnitogorsk (Russia)
9	272	C	Kyle Wilson	Colgate (NCAA)

2003 NHL ENTRY DRAFT

RD	PICK	POS	PLAYER	CLUB (LEAGUE)
1	20	D	Brent Burns	Brampton (OHL)
2	56	C	Patrick O'Sullivan	Mississauga (OHL)
3	78	C	Danny Irmen	Lincoln (USHL)
5	157	LW	Marcin Kolusz	Nowy Targ (POL)
6	187	G	Miroslav Kopřiva	Kladno (CZE)
7	207	D	Grigory Misharin	Yekaterinburg (RUS Jr.)
	219	LW	Adam Courchaine	Vancouver (WHL)
8	251	LW	Mathieu Melanson	Chicoutimi (QMJHL)
9	281	D	Jean-Michael Bolduc	Quebec (QMJHL)

DRAFT HISTORY



2002 NHL ENTRY DRAFT

RD	PICK	POS	PLAYER	CLUB (LEAGUE)
1	8	C	Pierre-Marc Bouchard	Chicoutimi (QMJHL)
2	38	G	Josh Harding	Regina (WHL)
3	72	F	Michael Erickson	Minnesota (NCAA)
	73	G	Barry Brust	Spokane (WHL)
5	155	C	Armands Berzins	Shawinigan (QMJHL)
6	175	RW	Matt Foy	Merrimack College (NCAA)
7	204	C	Niklas Eckerblom	Djugarden (SWE)
8	237	F	Christoph Brandner	Krefeld (DEL)
9	268	D	Mikhail Tyulyapkin	N. Novgorod (RUS Jr.)
	269	F	Mika Hannula	Malmö (SEL)

2001 NHL ENTRY DRAFT

RD	PICK	POS	PLAYER	CLUB (LEAGUE)
1	6	C	Mikko Koivu	TPS Turku (FIN Jr.)
2	36	RW	Kyle Wanvig	Red Deer (WHL)
3	74	D	Chris Heid	Spokane (WHL)
	93	C	Stephane Veilleux	Val-D'Or (QMJHL)
4	103	C	Tony Virta	TPS Turku (FIN Jr.)
7	202	LW	Derek Boogaard	Prince George (WHL)
8	239	LW	Jake Riddle	Seattle (WHL)
	251	LW	Mathieu Melanson	Chicoutimi (QMJHL)
9	281	D	Jean-Michael Bolduc	Quebec (QMJHL)

2000 NHL ENTRY DRAFT

RD	PICK	POS	PLAYER	CLUB (LEAGUE)
1	3	RW	Marian Gaborik	Dukla Trencin (SVK Jr.)
2	33	D	Nick Schultz	Prince Albert (WHL)
4	99	LW	Marc Cavosie	RPI (NCAA)
5	132	RW	Maxim Sushinsky	Avangard Omsk (RUS)
6	170	D	Erik Reitz	Erie (OHL)
7	199	C	Brian Passmore	Oshawa (OHL)
	214	LW	Peter Bartos	HC Ceske Bude (CZE)
8	232	D	Lubomir Sekeras	HC Ocelari Trinec (CZE)
	255	C	Eric Johansson	Tri-City (WHL)

2000 EXPANSION DRAFT

POS	PLAYER	TEAM	POS	PLAYER	TEAM
G	Zac Bierk	TB	F	Michael Bros	SJ
G	Jamie McLennan	STL	F	Jeff Daw	CHI
G	Chris Terreri	NY	F	Jim Dowd	EDM
G	Mike Vernon	FLA	F	Darby Hendrickson	VAN
D	Artem Anisimov	PHI	F	Joe Juneau	OTT
D	Chris Armstrong	SJ	F	Sergei Krivokrasov	CGY
D	Ladislav Benysek	ANA	F	Darryl Laplante	DET
D	Ian Herbers	NYI	F	Jeff Nielsen	ANA
D	Filip Kuba	CGY	F	Stefan Nilsson	VAN
D	Curtis Leschyshyn	CAR	F	Jeff Odgers	COL
D	Sean O'Donnell	LA	F	Scott Pellerin	STL
D	Oleg Orekhovsky	WSH	F	Stacy Roest	DET
			F	Cam Stewart	FLA



ALL-TIME ROSTER

A

Almond, Cody (2009-12)
Armstrong, Chris (2000-01)

B

Backstrom, Niklas (2006-13)
Bagnall, Drew (2010-11)
Barker, Cam (2009-11)
Bartos, Peter (2000-01)
Belanger, Eric (2007-10)
Belle, Shawn (2006-07)
Benysek, Ladislav (2000-03)
Bergeron, Marc-Andre (2008-09)
Bierk, Zac (2000-01)
Blouin, Sylvain (2000-03)
Bombardir, Brad (2000-04)
Bonin, Brian (2000-01)
Boogaard, Derek (2005-10)
Bordeleau, Sebastien (2001-02)
Bouchard, Pierre-Marc (2002-13)
Brandner, Christoph (2003-04)
Brodin, Jonas (2013)
Brodziak, Kyle (2009-13)
Brown, Brad (2001-04)
Brunette, Andrew (2001-04, 2008-11)
Bulmer, Brett (2011-12)
Burns, Brent (2003-11)

C

Carney, Keith (2006-08)
Chouinard, Marc (2003-06)
Chouinard, Eric (2003-04)
Christensen, Erik (2011-12)
Clark, Brett (2013)
Clutterbuck, Cal (2007-13)
Coyle, Charlie (2013)
Cullen, David (2001-02)
Cullen, Matt (2010-13)
Cuma, Tyler (2011-12)

D

Daigle, Alexandre (2003-06)
Daigneault, J.J. (2000-01)
Demitra, Pavol (2006-08)
DiSalvatore, Jon (2011-12)
Domenichelli, Hnat (2001-03)
Dowd, Jim (2000-04)
Dowell, Jake (2013)
Dubielewicz, Wade (2009-10)
Dupuis, Pascal (2000-07)

E

Earl, Robbie (2009-11)
Ebbett, Andrew (2009-10)

F

Falk, Justin (2009-13)
Fedoruk, Todd (2007-08)
Ferguson, Scott (2005-06)
Fernandez, Manny (2000-07)
Foster, Kurtis (2005-09, 2011-12)
Foucalt, Kris (2011-12)
Foy, Matt (2005-08)
Fredheim, Kris (2011-12)
Fritsche, Dan (2008-09)

G

Gaborik, Marian (2000-09)
Gavey, Aaron (2000-02)
Genoway, Chay (2011-12)
Gilbert, Tom (2011-13)
Gillies, Colton (2008-09, 2010-12)
Granlund, Mikael (2013)
Gustafson, Derek (2000-02)

H

Hall, Adam (2006-07)
Hackett, Matt (2011-13)
Harding, Josh (2005-13)
Havlat, Martin (2009-11)

Heatley, Dany (2011-13)
Hendrickson, Darby (2000-04)
Henry, Alex (2003-06)
Hilbert, Andy (2009-10)
Hill, Sean (2007-08)
Hnidy, Shane (2009-10)

I

Irmen, Danny (2009-10)

J

Johnson, Nick (2011-12)
Johnson, Matt (2000-04)
Johnsson, Kim (2006-10)

K

Kalus, Petr (2009-10)
Kampfer, Steven (2011-12)
Kassian, Matt (2010-12)
Kelly, Steve (2007-08)
Khudobin, Anton (2009-11)
Kobasew, Chuck (2009-11)
Kochan, Dieter (2002-03)
Koivu, Mikko (2005-13)
Kolanos, Krystofer (2008-09)
Konopka, Zenon (2013)
Krivokrasov, Sergei (2000-02)
Kuba, Filip (2000-06)
Kuemper, Darcy (2013)

L

Laaksonen, Antti (2000-04)
Larsson, Johan (2013)
Latendresse, Guillaume (2009-12)
Leschyshyn, Curtis (2000-01)
Lundin, Mike (2011-12)

M

Madden, John (2010-11)
Marshall, Jason (2001-04)
Matte, Christian (2000-01)

Matteucci, Mike (2001-02)
McKenna, Steve (2000-01)
McIntyre, David (2011-12)
McLennan, Jamie (2000-01)
McMillan, Carson (2010-12)
Michalek, Zbynek (2003-04)
Miettinen, Antti (2008-11)
Mitchell, Torrey (2013)
Mitchell, Willie (2000-06)
Mojzis, Tomas (2008-09)
Moore, Dominic (2006-08)
Morgan, Jason (2006-07)
Muckalt, Bill (2002-03)
Murphy, Curtis (2002-03)

N

Nazarov, Andrei (2005-06)
Nielsen, Jeff (2000-01)
Nolan, Owen (2008-10)
Noreau, Maxim (2009-11)
Nummelin, Petteri (2006-08)
Nurminen, Kai (2000-01)
Nystrom, Eric (2010-11)

O

O'Donnell, Sean (2000-01)
Olvecky, Peter (2008-09)
Ortmeyer, Jed (2010-12)
O'Sullivan, Patrick (2010-11)

P

Palmer, Jarod (2011-12)
Palmieri, Nick (2011-12)
Parise, Zach (2013)
Park, Richard (2001-04)
Parrish, Mark (2006-08)
Patera, Pavel (2000-01)
Peters, Warren (2010-12)
Pellerin, Scott (2000-01)
Pominville, Jason (2013)

ALL-TIME ROSTER



T

Taffe, Jeff (2011-12)
Theodore, Jose (2010-11)
Tjarnqvist, Daniel (2005-06)
Trudel, Jean-Guy (2002-03)

V

Veilleux, Stephane (2002-09, 2011-13)
Virta, Tony (2001-02)
Voros, Aaron (2007-08)

W

Walz, Wes (2000-08)
Wallin, Rickard (2002-04)
Wanvig, Kyle (2002-06)
Ward, Joel (2006-07)
Weinhandl, Mattias (2005-07)
Weller, Craig (2008-09)
Wellman, Casey (2009-12)
Westrum, Erik (2005-06)
White, Todd (2005-07)
Wiemer, Jason (2003-04)

Z

Zanon, Greg (2009-12)
Zholtok, Sergei (2001-04)
Zidlicky, Marek (2008-12)
Zucker, Jason (2011-13)
Zyuzin, Andrei (2002-06)



ALL-TIME SWEATER NUMBERS

2

Willie Mitchell (2001-06)
Erik Reitz (2007-09)
Mike Lundin (2011-12)

3

Ladislav Benysek (2000-02)
Keith Carney (2006-08)
Marek Zidlicky (2008-12)

4

Curtis Leschyshyn (2000-01)
Brad Brown (2001-04)
Shawn Belle (2005-06)
Maxim Noreau (2010)
Clayton Stoner (2010-13)

5

Brad Bombardir (2000-04)
Kim Johnsson (2006-10)
Greg Zanon (2010-12)
Brett Clark (2013)

6

Lubomir Sekeras (2000-01)
Travis Roche (2000-01)
Mike Matteucci (2001-02)
Jean-Guy Trudel (2002-03)
Zbynek Michalek (2003-04)
Erik Reitz (2006-07)
Sean Hill (2007-08)
Tomas Mojzis (2008-09)
Greg Zanon (2009-10)
Marco Scandella (2010-13)

7

Cliff Ronning (2002-03)
Erik Westrum (2005-06)
Clayton Stoner (2009-10)
Matt Cullen (2010-13)

8

Brent Burns (2003-11)

9

Hnat Domenichelli (2002-03)
Alexandre Daigle (2003-06)
Mikko Koivu (2006-13)

10

Marian Gaborik (2000-09)
Devin Setoguchi (2011-13)

11

Kai Nurminen (2000-01)
Pascal Dupuis (2000-07)
Dominic Moore (2006-07)
Chris Simon (2007-08)
Owen Nolan (2008-10)
John Madden (2010-11)
Zach Parise (2013)

12

Matt Johnson (2000-04)
Brian Rolston (2005-08)
Craig Weller (2008-09)
Chuck Kobasew (2009-11)

14

Darby Hendrickson (2000-04)
Martin Havlat (2009-10)
Darroll Powe (2011-13)

15

J.J. Daigneault (2000-01)
Andrew Brunette (2001-04; 2008-11)
James Sheppard (2007-08)
Dany Heatley (2011-13)

16

Steve McKenna (2000-01)
Roman Simicek (2000-01)
Bill Muckalt (2002-03)

Steve Kelly (2007-08)
Andrew Ebbett (2009-10)
Brad Staubitz (2010-12)
Jason Zucker (2011-13)

17

Filip Kuba (2000-06)
Wyatt Smith (2006-07)
Todd Fedoruk (2007-08)
Petr Sykora (2009-10)
Casey Wellman (2010-12)
Nick Palmieri (2011-12)
Torrey Mitchell (2013)

18

Cam Stewart (2000-01)
Richard Park (2001-04)
Mattias Weinhandl (2005-06)
Adam Hall (2006-07)
Colton Gillies (2008-09, 2010-12)
Jake Dowell (2013)

19

Jeff Nielsen (2000-01)
David Cullen (2001-02)
Stephane Veilleux (2002-09, 2011-12)
Andrei Zyuzin (2009-10)
Patrick O'Sullivan (2010-11)
Brett Bulmer (2011-12)

20

Maxim Sushinsky (2000-01)
Andrei Zyuzin (2002-06)
Antti Miettinen (2008-11)
Kurtis Foster (2011-12)
Ryan Suter (2013)

21

Cam Stewart (2000-02)
Eric Chouinard (2003-04)
Mikko Koivu (2005-06)
Mark Parrish (2006-08)
Kyle Brodziak (2009-13)

22

Stacy Roest (2000-02)
Cal Clutterbuck (2007-13)

23

Pavel Patara (2000-01)
Jason Marshall (2001-04)
Scott Ferguson (2005-06)
Jason Morgan (2006-07)

24

Petr Kalus (2009-10)
Cody Almond (2009-10)
Eric Nystrom (2010-11)
Jeff Taffe (2011-12)

25

Antti Laaksonen (2000-04)
Derek Boogaard (2005-10)
Martin Havlat (2010-11)

26

Sergei Krivokrasov (2000-02)
Rickard Wallin (2002-04)
Randy Robitaille (2005-06)
Eric Belanger (2007-10)
Cam Barker (2010-11)
Nick Johnson (2011-12)
Jonas Brodin (2013)

27

Christian Matte (2000-01)
Tony Virta (2001-02)
Christoph Brandner (2003-04)
Kurtis Foster (2005-09)
Jaime Sifers (2009-10)
Erik Christensen (2011-12)
Sean O'Donnell (2000-01)

Kyle Wanvig (2002-06)
Joel Ward (2006-07)
Cody Almond (2010-12)
Mike Rupp (2013)

28

Mike Matteucci (2000-01)
Jeremy Stevenson (2002-03)
Jason Weimer (2003-04)
Todd White (2005-07)
Peter Olvecky (2008-09)
Matt Kassian (2010-12)
Zenon Konopka (2013)

29

Jamie McLennan (2000-01)
Josh Harding (2005-09)
Jed Ortmeyer (2010-11)
Jon DiSalvatore (2011-12)
Jason Pominville (2013)

30

Derek Gustafson (2000-01)
Dwayne Roloson (2001-06)

31

David Brumby (2000-01)
Zac Bierk (2000-01)
Derek Gustafson (2001-03)
Dieter Kochan (2002-03)
Miroslav Kopřiva (2006-07)
Wade Dubielewicz (2009-10)
Matt Hackett (2011-13)

32

Brian Bonin (2000-01)
Jason Marshall (2001-02)
Marc Chouinard (2003-06)
Niklas Backstrom (2006-13)

33

Scott Pellerin (2000-01)
Sergei Zholtok (2001-04)
Petteri Nummelin (2006-08)

34

Jim Dowd (2000-04)
Daniel Tjernqvist (2005-06)
Aaron Voros (2007-08)
Shane Hnidy (2009-10)
Maxim Noreau (2010-11)
David McIntyre (2011-12)

35

Manny Fernandez (2000-07)
Anton Khudobin (2009-11)
Darcy Kuemper (2013)

36

Sylvain Blouin (2000-02)
Alex Henry (2003-06)
John Scott (2008-10)
Chad Rau (2011-12)

37

Wes Walz (2000-08)
Josh Harding (2009-13)

38

Curtis Murphy (2002-03)
Pavol Demitra (2006-08)
Robbie Earl (2009-11)
Steven Kampfer (2011-12)

39

Ladislav Benysek (2000-01)
Travis Roche (2000-01)
Krystofer Kolanos (2008-09)
Nate Prosser (2010-13)

40

Chris Armstrong (2000-01)
Danny Irmen (2009-10)

41

Martin Skoula (2005-09)
Justin Falk (2009-11)
Jed Ortmeyer (2011-12)

42

Andy Sutton (2000-02)
Drew Bagnall (2010-11)

43

Warren Peters (2010-12)

44

Aaron Gavey (2000-02)
Andrei Nazarov (2005-06)
Justin Falk (2011-13)

45

Peter Bartos (2000-01)
Cam Barker (2009-10)
Carson McMillan (2010-12)

46

Jared Spurgeon (2010-13)

47

Marc-Andre Bergeron (2008-09)
Chay Genoway (2011-12)
Johan Larsson (2013)

48

Guillaume Latendresse (2009-12)

49

Dan Fritsche (2008-09)

51

James Sheppard (2008-10)

55

Nick Schultz (2001-12)

56

Erik Reitz (2005-06)

59

Kris Fredheim (2011-12)

60

Jose Theodore (2010-11)

63

Charlie Coyle (2013)

64

Mikael Granlund (2013)

65

Tyler Cuma (2011-12)

67

Benoit Pouliot (2006-09)

71

Sebastien Bordeleau (2001-02)
Travis Roche (2003-04)

72

Kris Foucault (2011-12)

77

Lubomir Sekeras (2000-03)
Tom Gilbert (2011-13)

79

Jarod Palmer (2011-12)

82

Marian Gaborik (2000-01)

83

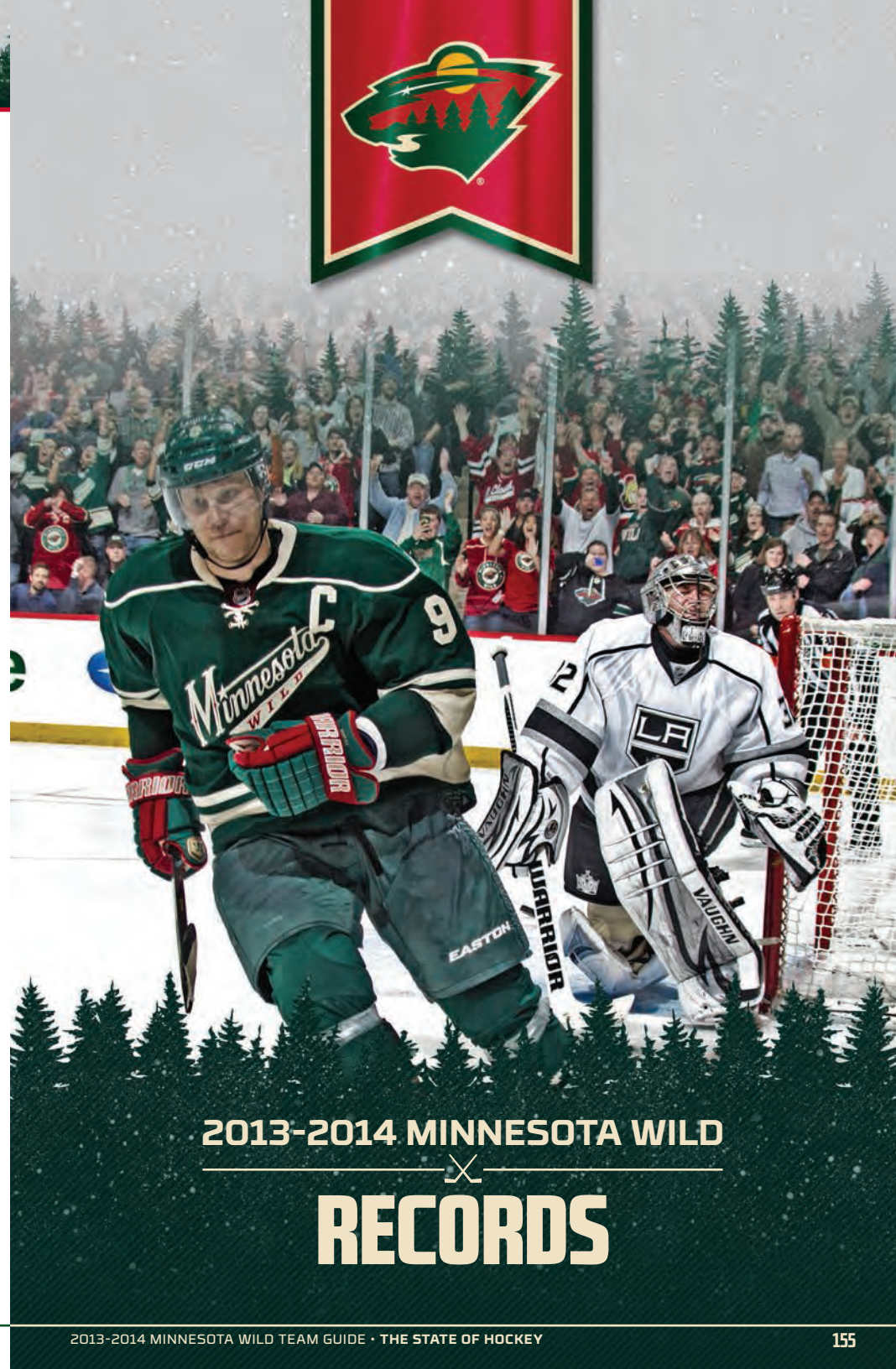
Matt Foy (2005-08)

92

Branko Radivojevic (2006-08)

96

Pierre-Marc Bouchard (2002-13)



2013-2014 MINNESOTA WILD

RECORDS



ALL-TIME STREAKS

RECORD BOOK



LARGEST MARGINS OF VICTORY

Date	Margin of Victory	Opponent	Score	Goaltenders (Wild/Opp.)
1/19/11	6 goals	@ Calgary	6-0	Backstrom/Kiprusoff
10/12/05	6 goals	vs. Vancouver	6-0	Roloson/Cloutier
3/25/04	6 goals	@ Chicago	8-2	Fernandez/Munro
11/29/01	6 goals	vs. Florida	6-0	Roloson/Luongo, Kidd
12/17/00	6 goals	vs. Dallas	6-0	Fernandez/Belfour
1/29/09	5 goals, 7x	last, vs. Toronto	6-1	Backstrom/Pogge

LARGEST MARGINS OF DEFEAT

Date	Margin of Defeat	Opponent	Score	Goaltenders (Wild/Opp.)
3/20/11	7 goals	vs. Montreal	8-1	Theodore, Backstrom/Auld
3/2/12	6 goals	@ Detroit	6-0	Harding, Hackett/Howard
3/6/12	6 goals	@ Colorado	7-1	Hackett, Harding/Varlamov
4/26/13	5 goals, 14x	last, vs. Edm.	6-1	Backstrom, Harding/Nabakov

WINNING STREAKS

Longest Winning Streaks	Longest Home Winning Streaks	Longest Road Winning Streaks
9 games - 3/8-3/24/07	8 games - 10/5-11/2/06	7 games - 11/13-12/10/11
7 games - 3/14-3/27/13	8 games - 12/5/06-1/2/07	5 games - 3/9-3/25/13
7 games - 11/28-12/10/11	6 games - 3/15-4/3/08	5 games - 3/8-3/17/07
6 games - 10/5-10/18/06	6 games - 10/29-11/23/11	4 games - 1/11-1/19/07
5 games - 5x, last, 11/13-11/23/11	5 games - 2/23-3/23/03	3 games - 6x, last, 1/4-1/8/11

POINT STREAKS

Overall	Home	Road
10 games - 3/8-3/27/07 (9-0-1)	10 games - 2/19-4/10/09 (6-0-4)	9 games - 2/22-3/17/07 (7-0-2)
9 games - 12/13-12/30/03 (4-0-5)	9 games - 1/6-2/6/10 (8-0-1)	7 games - 12/6-12/30/03 (2-0-5)
8 games - 12/17/00-1/5/01 (5-0-3)	8 games - 4x, last, 3/4-4/3/08 (6-0-2)	7 games - 11/13-12/10/11 (7-0-0)
8 games - 10/4-10/21/07 (7-0-1)		6 games - 12/18/10-1/8/11 (5-0-1)
7 games - many times, 3/14-3/17/13 (7-0-0)		5 games - 3x, last, 3/9-3/25/13 (5-0-0)

WINLESS STREAKS

Overall	Home	Road
12 games - 3/11-4/4/01 (0-7-5)	8 games - 2/26-3/28/01 (0-3-5)	12 games - 12/18/03-1/31/04 (0-4-8)
9 games - 1/19-2/8/02 (0-6-3)	6 games - 1/11-2/8/02 (0-3-3)	11 games - 12/13/11-1/19/12 (0-9-2)
8 games - 3/10-3/26/11 (0-7-1)	6 games - 11/13-11/30/03 (0-4-2)	8 games - 10/3-10/26/09 (0-8-0)
8 games - 12/13-13/28/11 (0-5-3)	5 games - 5x, last, 4/1-4/21/13 (0-4-1)	7 games - 2x, last, 3/31-10/12/02 (0-3-4)
7 games - 3x, last, 2/4-2/10/12 (0-5-2)		

LOSING STREAKS

Overall	Home	Road
5 games - 12/5-12/14/08	5 games - 2/28-3/17/12	8 games - 10/3-10/26/09
5 games - 10/8-10/17/09	4 games - 1/31-2/14/12	7 games - 12/12/06-1/9/07
4 games - 7x, last - 2/7-2/14/12	3 games, 4x, last, 4/1-4/11/13	6 games - 12/6-12/29/08
		5 games - 3x, last, 12/29/09-1/18/10

SEASON-BY-SEASON STREAKS

Season	Longest Winning Streak	Longest Point Streak	Longest Winless Streak	Longest Losing Streak
2000-01	2 games (five times)	8 games (12/17-1/5)	12 games (3/11-4/4)	4 games (2/21-2/26)
2001-02	3 games (two times)	7 games (two times)	9 games (1/19-2/8)	4 games (1/30-2/8)
2002-03	3 games (six times)	6 games (two times)	5 games (11/25-12/5)	3 games (three times)
2003-04	3 games (four times)	9 games (12/13-12/30)	7 games (two times)	4 games (11/20-11/28)
2005-06	5 games (1/18-1/26)	5 games (1/18-1/26)	4 games (two times)	3 games (four times)
2006-07	9 games (3/8-3/24)	10 games (3/8-3/27)	4 games (11/25-12/2)	3 games (two times)
2007-08	5 games (10/4-10/14)	8 games (10/4-10/21)	5 games (two times)	3 games (two times)
2008-09	4 games (10/11-10/18)	7 games (10/11-10/27)	6 games (12/5-12/17)	5 games (12/5-12/14)
2009-10	5 games (11/27-12/5)	7 games (11/20-12/5)	5 games (10/8-10/17)	5 games (10/8-10/17)
2010-11	4 games (1/2-1/8)	4 games (two times)	8 games (3/10-3/26)	4 games (3/10-3/17)
2011-12	7 games (11/28-12/10)	7 games (11/28-12/10)	8 games (12/13-12/28)	4 games (two times)
2012-13	7 games (3/14-3/27)	7 games (3/14-3/27)	3 games (four times)	3 games (2 times)

TEAM RECORDS

STREAKS

LONGEST WINNING STREAK, SEASON

9 - 3/8-3/24/07
At Home: 8 - 12/5/06-1/2/07

On Road: 7 - 11/13-12/10/11

LONGEST POINTS STREAK, SEASON

10 - (9-0-1) 3/8-3/27/07
At Home: 10 - (6-0-4) 2/19-4/10/09

On Road: 9 - (7-0-2) 2/22-3/17/07

LONGEST WINLESS STREAK, SEASON

12 - (0-9-3) 3/11-4/4/01
At Home: 8 - (0-5-3) 2/26-3/28/01

On Road: 12 - (0-4-8) 12/18/03-1/31/04

LONGEST LOSING STREAK, SEASON

5 - 12/5-12/14/08
At Home: 5 - 2/28-3/17/12

On Road: 8 - 10/3-10/26/09

LONGEST SHUTOUT STREAK, SEASON

169:20 - 3/31-4/7/07
At Home: 157:40 - 3/29-4/7/07

On Road: 158:14 - 12/29/08-1/9/09

MOST CONSECUTIVE GAMES WITHOUT BEING SHUT OUT

93 - 11/2/05-11/29/06
At Home: 72 - 1/12/04-11/29/06

On Road: 54 - 11/2/05-12/27/06

LONGEST SCORELESS STREAK, SEASON

180:07 - 1/28-2/10/02
At Home: 180:07 - 1/28-2/10/02

On Road: 168:48 - 3/3-3/14/01

POINTS

MOST POINTS, SEASON

104 - 2006-07 (48-26-8)
At Home: 63 - 2006-07 (29-6-5)

On Road: 43 - 2x, last, 2010-11 (20-18-3)

FEWEST POINTS, SEASON

68 - 2000-01 (25-39-18)
At Home: 41 - 2001-02 (14-14-13)

On Road: 26 - 2000-01 (11-26-4)

WINS

MOST WINS, SEASON

48 - 2006-07
At Home: 29 - 2006-07

On Road: 20 - 2010-11

FEWEST WINS, SEASON (Full Seasons Only)

25 - 2000-01
At Home: 14 - 2x, last, 2001-02

On Road: 11 - 2x, last, 2003-04

FEWEST GAMES TO 10 WINS, SEASON

12 - 2006-07 (11/2/06)

FEWEST GAMES TO 20 WINS, SEASON

30 - 2011-12 (12/20/07)

FEWEST GAMES TO 30 WINS, SEASON

52 - 2007-08 (2/2/08)

FEWEST GAMES TO 40 WINS, SEASON

71 - 2006-07 (3/13/07)

LOSSES

MOST LOSSES, SEASON

39 - 2000-01
At Home: 17 - 2010-11, 2011-12

On Road: 26 - 2000-01

FEWEST LOSSES, SEASON (Full Seasons Only)

26 - 2006-07
At Home: 6 - 2006-07

On Road: 16 - 2x, last, 2003-04

SHOOTOUTS

MOST SHOOTOUT APPEARANCES, SEASON

20 - 2011-12
At Home: 11 - 2006-07

On Road: 11 - 2011-12

MOST SHOOTOUT WINS, SEASON

11 - 2011-12
At Home: 7 - 2006-07

On Road: 5 - 2011-12

MOST SHOOTOUT LOSSES, SEASON

8 - 2007-08
At Home: 4 - 2x, last, 2009-10

On Road: 6 - 2011-12

MARGINS

LARGEST MARGIN OF VICTORY

6 - 5x, last, 1/19/11 in 6-0 win at CGY
At Home: 6 - 3x, last, 10/12/05 in 6-0 win vs. VAN

On Road: 6 - 2x, last, 1/19/11 in 6-0 win at CGY

LARGEST MARGIN OF DEFEAT

7 - 3/20/11 in 8-1 loss vs. MTL
At Home: 7 - 3/20/11 in 8-1 loss vs. MTL

On Road: 6 - 3x, last, 3/6/12 in 7-1 loss at COL



RECORD BOOK

TEAM RECORDS

GOALS

*DOES NOT INCLUDE SHOOTOUT GOALS

MOST GOALS, SEASON

226 - 2005-06

At Home:

128 - 2009-10

On Road:

109 - 2006-07

FEWEST GOALS AGAINST, SEASON (Full Seasons Only)

166 - 2011-12

At Home:

87 - 2000-01

On Road:

72 - 2011-12

MOST GOALS AGAINST, SEASON

239 - 2009-10

At Home:

115 - 2x, last, 2010-11

On Road:

124 - 2x, last, 2009-10

FEWEST GOALS AGAINST, SEASON (Full Seasons Only)

178 - 2002-03

At Home:

79 - 2002-03

On Road:

94 - 2003-04

MOST 20-GOAL SCORERS, SEASON

5 - 2006-07

MOST GOALS SCORED, GAME

8 - 2x, last, 4/10/09 in 8-4 win vs. NSH

At Home:

8 - 4/10/09 in 8-4 win vs. NSH

On Road:

8 - 3/25/04 in 8-2 win at CHI

MOST GOALS SCORED AGAINST, GAME

8 - 3x, last, 3/20/11 in 8-1 loss vs. MTL

At Home:

8 - 3/20/11 in 8-1 loss vs. MTL

On Road:

8 - 2x, last, 12/26/07 in 8-3 loss at DAL

MOST GOALS SCORED BY BOTH TEAMS, GAME

13 - 11/16/06 in 7-6 SO win at NSH

At Home:

12 - 4/10/09 in 8-4 win vs. NSH

On Road:

13 - 11/16/06 in 7-6 SO win at NSH

MOST GOALS, PERIOD

5 - 10/19/05 in 3rd of 6-1 win vs. SJ

At Home:

5 - 10/19/05 in 3rd of 6-1 win vs. SJ

On Road:

4 - 6x, last, 3/16/13 in 1st of 6-4 win at COL

MOST GOALS AGAINST, PERIOD

5 - 3x, last, 1/23/04 in 3rd of 6-2 loss at ANA

At Home:

4 - 6x, last, 1/31/12 in 3rd of 5-4 loss vs. NSH

On Road:

5 - 3x, last, 1/23/04 in 3rd of 6-2 loss at ANA

MOST GOALS BY BOTH TEAMS, PERIOD

6 - 8x, last, 1/25/13 in 2nd of 5-3 loss at DET

At Home:

6 - 3x, last, 1/2/11 in 3rd of 6-5 OT win vs. PHX

On Road:

6 - 5x, 8x, last, 1/25/13 in 2nd of 5-3 loss at DET

ASSISTS

MOST ASSISTS, GAME

14 - 3/25/04 in 8-2 win at CHI

At Home:

12 - 2x, last, 10/19/10 in 6-2 win vs. VAN

On Road:

14 - 3/25/04 in 8-2 win at CHI

MOST ASSISTS AGAINST, GAME

15 - 3/20/11 in 8-1 loss vs. MTL

At Home:

15 - 3/20/11 in 8-1 loss vs. MTL

On Road:

14 - 12/26/07 in 8-3 loss at DAL

MOST ASSISTS BY BOTH TEAMS, GAME

22 - 11/16/06 in 7-6 SO win at NSH (MIN-11, NSH-11)

At Home:

21 - 1/2/11 in 6-5 OT win vs. PHX (MIN-11, PHX-10)

On Road:

22 - 11/16/06 in 7-6 SO win at NSH (MIN-11, NSH-11)

MOST ASSISTS, PERIOD

8 - 3x, last, 3/16/13 in 1st of 6-4 win at COL

At Home:

8 - 5x, last, 1/24/11 in 2nd of 3-2 win vs. DAL

On Road:

8 - 4x, last, 3/16/13 in 1st of 6-4 win at COL

MOST ASSISTS AGAINST, PERIOD

10 - 2x, last, 1/23/04 in 3rd of 6-2 loss at ANA

At Home:

8 - 3/20/11 in 2nd of 8-1 loss vs. MTL

On Road:

10 - 2x, last, 1/23/04 in 3rd of 6-2 loss at ANA

MOST ASSISTS BY BOTH TEAMS, PERIOD

12 - 2x, last, 1/25/13 in 2nd of 5-3 loss at DET (MIN-4, DET 8)

At Home:

11 - 1/2/11 in 3rd of 6-5 OT win vs. PHX (MIN-3, PHX-8)

On Road:

12 - 2x, last, 1/25/13 in 2nd of 5-3 loss at DET (MIN-4, DET 8)

POINTS

MOST POINTS, GAME

22 - 3/25/04 in 8-2 win at CHI

At Home:

19 - 4/10/09 in 8-4 win vs. NSH

On Road:

22 - 3/25/04 in 8-2 win at CHI

MOST POINTS AGAINST, GAME

22 - 2x, last, 3/20/11 in 8-1 loss vs. MTL

At Home:

22 - 3/20/11 in 8-1 loss vs. MTL

On Road:

22 - 12/26/07 in 8-3 loss at DAL

MOST POINTS BY BOTH TEAMS, GAME

34 - 11/16/06 in 7-6 SO win at NSH (MIN-17, NSH-17)

At Home:

32 - 1/2/11 in 6-5 OT win vs. PHX (MIN-17, PHX-15)

On Road:

34 - 11/16/06 in 7-6 SO win at NSH (MIN-17, NSH-17)

MOST POINTS, PERIOD

12 - 3x, last, 1/21/12 (4g-8a) in 2nd of 5-2 win vs. DAL

At Home:

12 - 6x, last, 1/21/12 (4g-8a) in 2nd of 5-2 win vs. DAL

On Road:

12 - 3x, last, 1/30/07 (4g-8a) in 3rd of 5-2 win at STL

RECORD BOOK



TEAM RECORDS

MOST POINTS AGAINST, PERIOD

15 - 4/12/02 (5g-10a) in 2nd of 7-1 loss at PHX

At Home:

12 - 3/20/11 (4g-8a) in 2nd of 8-1 loss vs. MTL

On Road:

15 - 4/12/02 (5g-10a) in 2nd of 7-1 loss at PHX

MOST POINTS BY BOTH TEAMS, PERIOD

18 - 2x, 1/25/13 in 2nd of 5-3 loss at DET (MIN-6, DET-12)

At Home:

17 - 1/2/11 in 3rd of 6-5 OT win vs. PHX (MIN-5, PHX-12)

On Road:

18 - 2x, 1/25/13 in 2nd of 5-3 loss at DET (MIN-6, DET-12)

SPECIAL TEAMS

BEST POWER-PLAY PERCENTAGE, SEASON

20.1 - 2008-09 (66/328)

At Home:

23.8 - 2006-07 (49/206)

On Road:

19.0 - 2008-09 (32/168)

LOWEST POWER-PLAY PERCENTAGE, SEASON

9.6 - 2000-01 (36/374)

At Home:

9.7 - 2000-01 (19/198)

On Road:

9.7 - 2000-01 (17/176)

BEST PENALTY-KILL PERCENTAGE, SEASON

87.6 - 2008-09 (36/291)

At Home:

87.0 - 2x, last, 2005-06 (28/215)

On Road:

89.1 - 2008-09 (17/156)

LOWEST PENALTY-KILL PERCENTAGE, SEASON

82.1 - 2011-12 (51/285)

At Home:

83.1 - 2010-11 (26/163)

On Road:

79.1 - 2011-12 (32/153)

MOST POWER-PLAY GOALS, SEASON

77 - 2005-06

At Home:

49 - 2006-07

On Road:

32 - 2008-09

FEWEST POWER-PLAY GOALS, SEASON (Full Seasons Only)

36 - 2000-01

At Home:

19 - 2000-01

On Road:

17 - 2x, last, 2011-12

MOST POWER-PLAY GOALS AGAINST, SEASON

62 - 2001-02

At Home:

28 - 2005-06

On Road:

35 - 2001-02

FEWEST POWER-PLAY GOALS AGAINST, SEASON (Full Seasons Only)

36 - 2008-09

At Home:

19 - 2008-09

On Road:

17 - 2008-09

MOST POWER-PLAY GOALS, GAME

5 - 3x, last, 11/29/08 in 6-2 win at NSH

At Home:

5 - 2x, last, 2/7/06 in 5-1 win vs. LA

On Road:

5 - 11/29/08 in 6-2 win at NSH

MOST POWER-PLAY GOALS AGAINST, GAME

4 - 1/30/10 in 5-2 loss at SJ

At Home:

3 - 2x, last, 2/8/02 in 6-0 loss vs. COL

On Road:

4 - 1/30/10 in 5-2 loss at SJ

MOST POWER-PLAY GOALS, PERIOD

4 - 12/14/07 in 2nd of 5-2 win at ANA

At Home:

3 - 3x, last, 11/5/07 in 1st of 5-2 win vs. EDM

On Road:

4 - 12/14/07 in 2nd of 5-2 win at ANA

MOST POWER-PLAY GOALS AGAINST, PERIOD

3 - 2x, last, 4/2/03 in 1st of 3-0 loss at CBJ

At Home:

3 - 2/8/02 in 1st of 6-0 loss vs. COL

On Road:

3 - 4/2/03 in 1st of 3-0 loss at CBJ

MOST POWER-PLAY CHANCES, SEASON

453 - 2005-06 (77 PPGs, 17.0%)

At Home:

236 - 2005-06 (46 PPGs, 19.5%)

On Road:

217 - 2005-06 (31 PPGs, 14.3%)

FEWEST POWER-PLAY CHANCES, SEASON (Full Seasons Only)

258 - 2011-12 (39 PPGs, 15.1%)

At Home:

122 - 2011-12 (22 PPGs, 18.0%)

On Road:

136 - 2011-12 (17 PPGs, 12.5%)

MOST POWER-PLAY CHANCES, GAME

11 - 3x, last, 11/29/08 in 6-2 win at NSH

At Home:

11 - 12/29/06 in 4-3 OT win vs. CBJ

On Road:

11 - 2x, last, 11/29/08 in 6-2 win at NSH

FEWEST POWER-PLAY CHANCES, GAME

0 - 5x, last, 1/4/11 in 2-1 win at NJ

At Home:

0 - 3/6/07 in 3-0 loss vs. SJ



RECORD BOOK

TEAM RECORDS

MOST SHORT-HANDED GOALS AGAINST, SEASON

14 - 2000-01

At Home: 7 - 2000-01

On Road: 9 - 2009-10

FEWEST SHORT-HANDED GOALS AGAINST, SEASON (Full Seasons Only)

4 - 2011-12

At Home: 1 - 2011-12

On Road: 1 - 2002-03

MOST SHORT-HANDED GOALS, GAME

2 - 2x, last, 4/11/09 in 6-3 win at CBJ

At Home: 2 - 11/26/00 in 4-2 win vs. VAN

On Road: 2 - 4/11/09 in 6-3 win at CBJ

MOST SHORT-HANDED GOALS AGAINST, GAME

2 - 2x, last, 2/14/09 in 5-3 loss vs. OTT

At Home: 2 - 2x, last, 2/14/09 in 5-3 loss vs. OTT

On Road: 1 - 49x, last, 1/17/12 in 5-1 loss at PHI

MOST SHORT-HANDED GOALS, PERIOD

2 - 11/26/00 in 2nd of 4-2 win vs. VAN

At Home: 2 - 11/26/00 in 2nd of 4-2 win vs. VAN

On Road: 1 - 33x, last, 3/25/13 in 3rd of 7-4 win @ DAL

MOST SHORT-HANDED GOALS AGAINST, PERIOD

1 - 90x, last, 1/17/12 in 2nd of 5-1 loss at PHI

At Home: 1 - 41x, last, 10/18/11 in 3rd of 4-2 loss vs. PIT

On Road: 1 - 49x, last, 1/17/12 in 2nd of 5-1 loss at PHI

MOST TIMES SHORT-HANDED, SEASON

436 - 2005-06 (55 PPGA, 87.4%)

At Home: 215 - 2005-06 (28 PPGA, 87.0%)

On Road: 221 - 2005-06 (27 PPGA, 87.8%)

FEWEST TIMES SHORT-HANDED, SEASON (Full Seasons Only)

283 - 2003-04 (44 PPGA, 84.5%)

At Home: 132 - 2011-12 (19 PPGA, 85.6%)

On Road: 141 - 2003-04 (21 PPGA, 85.1%)

MOST SHORT-HANDED SITUATIONS, GAME

10 - 3x, last, 10/21/10 in 4-2 win at EDM

At Home: 9 - 2x, last, 1/24/06 in 3-2 win vs. PHX

On Road: 10 - 3x, last, 10/21/10 in 4-2 win at EDM

MOST CONSECUTIVE GAMES WITH A SHORT-HANDED GOAL, SEASON

2 - 8x, last, 11/9-11/23/11

At Home: 2 - 11/19-11/23/11

On Road: 2 - 2x, last, 4/7-4/9/06

MOST CONSECUTIVE GAMES WITH A SHORT-HANDED GOAL AGAINST, SEASON

3 - 2x, last, 3/26-4/5/10

At Home: 3 - 10/15-10/20/00

On Road: 3 - 3/26-4/5/10

PENALTY MINUTES

MOST PENALTY MINUTES, SEASON

1,209 - 2x, last, 2005-06

At Home: 591 - 2005-06

On Road: 681 - 2001-02

FEWEST PENALTY MINUTES, SEASON (Full Seasons Only)

889 - 2008-09

At Home: 394 - 2008-09

On Road: 425 - 2006-07

MOST PENALTY MINUTES, GAME

57 - 3/2/02 in 6-3 loss at VAN

At Home: 54 - 3/28/08 in 4-0 win vs. VAN

On Road: 57 - 3/2/02 in 6-3 loss at VAN

On Road: 69 - 4/8/11 in 3-1 win at EDM

MOST PENALTY MINUTES BY OPPONENT, PERIOD

48 - 3/28/08 in 3rd of 4-0 win vs. VAN

At Home: 48 - 3/28/08 in 3rd of 4-0 win vs. VAN

On Road: 47 - 4/8/11 in 1st of 3-1 win at EDM

MOST PENALTY MINUTES BY BOTH TEAMS, GAME

122 - 4/8/11 in 3-1 win at EDM (MIN-53, EDM-69)

At Home: 113 - 3/28/08 in 4-0 win vs. VAN (MIN-64, VAN-49)

On Road: 122 - 4/8/11 in 3-1 win at EDM (MIN-53, EDM-69)

MOST PENALTY MINUTES, PERIOD

48 - 3/28/08 in 3rd of 4-0 win vs. VAN

At Home: 48 - 3/28/08 in 3rd of 4-0 win vs. VAN

On Road: 47 - 4/8/11 in 1st of 3-1 win at EDM

MOST PENALTY MINUTES BY OPPONENT, PERIOD

53 - 4/8/11 in 1st of 3-1 win at EDM

At Home: 44 - 2x, last, 2/9/12 in 3rd of 5-2 loss vs. VAN

On Road: 53 - 4/8/11 in 1st of 3-1 win at EDM

MOST PENALTY MINUTES BY BOTH TEAMS, PERIOD

100 - 4/8/11 in 1st of 3-1 win at EDM (MIN-47, EDM-53)

At Home: 81 - 3/28/08 in 3rd of 4-0 win vs. VAN (MIN-48, VAN-33)

On Road: 100 - 4/8/11 in 1st of 3-1 win at EDM (MIN-47, EDM-53)

PENALTIES

MOST PENALTIES, GAME

16 - 3/2/02 in 6-3 loss at VAN

At Home: 15 - 2/2/04 in 4-0 win vs. STL

On Road: 16 - 3/2/02 in 6-3 loss at VAN

MOST PENALTIES BY OPPONENT, GAME

16 - 3x, last, 11/29/08 in 6-2 win at NSH

At Home: 16 - 2x, last, 2/2/04 in 4-0 win vs. STL

On Road: 16 - 11/29/08 in 6-2 win at NSH

MOST PENALTIES BY BOTH TEAMS, GAME

31 - 2/2/04 in 4-0 win vs. STL (MIN-15, STL-16)

At Home: 31 - 2/2/04 in 4-0 win vs. STL (MIN-15, STL-16)

On Road: 25 - 2x, last, 11/29/08 in 6-2 win at NSH (MIN-9, NSH-16)

FEWEST PENALTIES, GAME

0 - 2x, last, 1/2/04 in 2-1 loss vs. EDM

At Home: 0 - 2x, last, 1/2/04 in 2-1 loss vs. EDM

On Road: 1 - 8x, last, 2/21/13 in 3-1 win at EDM

FEWEST PENALTIES BY OPPONENT, GAME

0 - 3x, last, 3/3/10 in 4-0 win at CGY

At Home: 0 - 3/6/07 in 3-0 loss vs. SJ

On Road: 0 - 2x, last, 3/3/10 in 4-0 win at CGY

FEWEST PENALTIES BY BOTH TEAMS, GAME

2 - 5x, last, 3/3/10 in 4-0 win at CGY (MIN-2, CGY-0)

At Home: 2 - 3x, last, 12/15/09 in 2-1 win vs. CBJ (MIN-1, CBJ-1)

On Road: 2 - 2x, last, 3/3/10 in 4-0 win at CGY (MIN-2, CGY-0)

SHOTS

MOST SHOTS, SEASON

2,431 - 2006-07

At Home: 1,235 - 2006-07

On Road: 1,196 - 2006-07

FEWEST SHOTS, SEASON (Full Seasons Only)

1,954 - 2001-02

At Home: 965 - 2001-02

On Road: 981 - 2003-04

MOST SHOTS AGAINST, SEASON

2,625 - 2010-11

At Home: 1,244 - 2000-01

On Road: 1,403 - 2010-11

FEWEST SHOTS AGAINST, SEASON (Full Seasons Only)

2,297 - 2001-02

At Home: 1,046 - 2001-02

On Road: 1,091 - 2002-03

MOST SHOTS, GAME

47 - 12/21/02 in 4-2 loss at COL

At Home: 45 - 11/3/11 in 5-1 win vs. VAN

On Road: 47 - 12/21/02 in 4-2 loss at COL

MOST SHOTS AGAINST, GAME

56 - 11/8/01 in 5-3 win at BOS

At Home: 51 - 12/22/07 in 4-1 loss vs. DET

On Road: 56 - 11/8/01 in 5-3 win at BOS

MOST SHOTS BY BOTH TEAMS, GAME

90 - 11/16/06 in 7-6 SO win at NSH (MIN-45, NSH-45)

At Home: 77 - 2/19/12 in 2-0 win vs. BOS (MIN-29, PHX-48)

On Road: 90 - 11/16/06 in 7-6 SO win at NSH (MIN-45, NSH-45)

TEAM RECORDS

FEWEST SHOTS, GAME

11 - 4x, last, 3/9/10 in 3-2 SO loss vs. FLA

At Home: 11 - 3/9/10 in 3-2 SO loss vs. FLA

On Road: 11 - 3x, last, 1/23/04 in 6-2 loss at ANA

FEWEST SHOTS AGAINST, GAME

13 - 1/18/03 in 1-0 loss vs. ANA

At Home: 13 - 1/18/03 in 1-0 loss vs. ANA

On Road: 14 - 2x, last, 4/4/13 in 3-0 loss at LA

FEWEST SHOTS BY BOTH TEAMS, GAME

32 - 2/15/04 in 2-1 loss vs. CGY (MIN-16, CGY-16)

At Home: 32 - 2/15/04 in 2-1 loss vs. CGY (MIN-16, CGY-16)

On Road: 35 - 10/10/11 in 2-1 loss at NYI (MIN-21, STL-14)

MOST SHOTS, PERIOD

23 - 3/22/09 in 2nd of 3-0 win vs. EDM

At Home: 23 - 3/22/09 in 2nd of 3-0 win vs. EDM

On Road: 22 - 11/22/06 in 2nd of 4-2 loss at MTL

MOST SHOTS AGAINST, PERIOD

25 - 2x, last, 1/22/11 in 2nd of 4-3 loss at SJ

At Home: 20 - 3/16/10 in 4-2 win vs. EDM

On Road: 25 - 2x, last, 1/22/11 in 2nd of 4-3 loss at SJ

MOST SHOTS BY BOTH TEAMS, PERIOD

36 - 2x, last, 2/27/03 in 2nd of 6-3 win at MTL (MIN-21, MTL-15)

At Home: 33 - 11/28/09 in 3rd of 4-2 win vs. TB (MIN-14, TB-19)

On Road: 36 - 2x, last, 2/27/03 in 2nd of 6-3 win at MTL (MIN-21, MTL-15)

FEWEST SHOTS, PERIOD

0 - 11/08/01 in 3rd of 5-3 win at BOS

At Home: 1 - 5x, last, 2/19/09 in 3rd of 3-2 OT loss vs. CGY

On Road: 0 - 11/08/01 in 3rd of 5-3 win at BOS

FEWEST SHOTS AGAINST, PERIOD

0 - 3x, last, 3/3/13 in 2nd of 4-2 win at EDM

At Home: 0 - 2x, last, 3/31/09 in 3rd of 2-1 OT loss vs. VAN

On Road: 0 - 3/3/13 in 2nd of 4-2 win at EDM

FEWEST SHOTS BY BOTH TEAMS, PERIOD

4 - 10/18/05 in 3rd of 2-1 loss at PHX (MIN 2, PHX 2)

At Home: 6 - 3/14/01 in 3rd of 1-0 loss vs. STL (MIN-5, STL-1)

On Road: 4 - 10/18/05 in 3rd of 2-1 loss at PHX (MIN 2, PHX 2)

FASTEST GOALS

FASTEST GOAL FROM START OF GAME

0:13 - Dany Heatley, 2/9/12 in 5-2 win vs. VAN

At Home: 0:13 - Dany Heatley, 2/9/12 in 5-2 win vs. VAN

On Road: 0:24 - Mikko Koivu, 12/8/11 in 4-2 win at LA



RECORD BOOK



RECORD BOOK

TEAM RECORDS

FASTEST GOAL AGAINST FROM START OF GAME

0:13 - Brenden Morrow, 10/29/08 in 4-2 loss at DAL

At Home:

0:26 - Andrew Brunette, 12/23/05 in 5-3 win vs. COL

On Road:

0:13 - Brenden Morrow, 10/29/08 in 4-2 loss at DAL

FASTEST GOAL FROM START OF 2ND PERIOD:

0:09 - Brian Rolston, 11/30/07 in 3-2 OT win vs. STL

At Home:

0:09 - Brian Rolston, 11/30/07 in 3-2 OT win vs. STL

On Road:

0:12 - 2x, last, Andrew Brunette, 4/5/10 in 4-1 loss at EDM

FASTEST GOAL AGAINST FROM START OF 2ND PERIOD

0:11 - Brad Richards, 10/25/03 in 3-2 loss at TB

At Home:

0:20 - Pavel Datsyuk, 2/17/13 in 3-2 win vs. DET

On Road:

0:11 - Brad Richards, 10/25/03 in 3-2 loss at TB

FASTEST GOAL FROM START OF 3RD PERIOD

0:09 - 2x, last, Mikko Koivu, 3/3/13 in 4-2 win vs. EDM

At Home:

0:09 - 2x, last, Mikko Koivu, 3/3/13 in 4-2 win vs. EDM

On Road:

0:29 - Kyle Brodziak, 3/1/13 in 3-2 loss at ANA

FASTEST GOAL AGAINST FROM START OF 3RD PERIOD

0:07 - Trent Klatt, 11/26/00 in 4-2 win vs. VAN

At Home:

0:07 - Trent Klatt, 11/26/00 in 4-2 win vs. VAN

On Road:

0:09 - Patrick Marleau, 10/10/09 in 4-2 loss at SJ

FASTEST GOAL FROM START OF OVERTIME

0:15 - Mikko Koivu, 13/29/12 in 3-2 OT win vs. FLA

At Home:

0:15 - Mikko Koivu, 13/29/12 in 3-2 OT win vs. FLA

On Road:

0:25 - Marian Gaborik, 10/18/06 in 2-1 OT win vs. LA

FASTEST GOAL AGAINST FROM START OF OVERTIME

0:21 - Oleg Tverdokvsky, 12/8/00 in 1-0 OT loss vs. ANA

At Home:

0:21 - Oleg Tverdokvsky, 12/8/00 in 1-0 OT loss vs. ANA

On Road:

0:25 - Lee Stempniak, 3/10/06 in 2-1 OT loss at STL

LATEST OVERTIME GOAL

4:55 - Marian Gaborik, 2/17/08 in 5-4 OT win vs. NSH

At Home:

4:55 - Marian Gaborik, 2/17/08 in 5-4 OT win vs. NSH

On Road:

4:46 - Mikko Koivu, 3/5/09 in 4-3 OT win at SJ

LATEST OVERTIME GOAL AGAINST

4:39 - Sami Salo, 10/22/11 in 3-2 OT loss at VAN

At Home:

4:35 - Mike Comrie, 3/22/04 in 3-2 OT loss vs. PHX

On Road:

4:39 - Sami Salo, 10/22/11 in 3-2 OT loss at VAN

FASTEST TWO GOALS, INDIVIDUAL

0:16 - Pierre-Marc Bouchard, 2/10/06, @18:51 & 19:07 of 1st of 6-3 win at EDM

At Home:

1:20 - Richard Park, 3/18/02, @ 17:02 & 18:22 of 2nd of 4-2 win vs. CGY

On Road:

0:16 - Pierre-Marc Bouchard, 2/10/06, @18:51 & 19:07 of 1st of 6-3 win at EDM

FASTEST TWO GOALS AGAINST, INDIVIDUAL

0:20 - Stu Barnes, 10/19/03, @ 8:16 & 8:36 of 2nd of 3-1 loss at DAL

At Home:

0:57 - Sergei Zubov, 11/25/01, @ 8:23 & 9:20 of 3rd of 4-3 loss vs. DAL

On Road:

0:20 - Stu Barnes, 10/19/03, @ 8:16 & 8:36 of 2nd of 3-1 loss at DAL

FASTEST TWO GOALS, TEAM

0:03 - Jim Dowd & Richard Park, 1/21/04, @ 19:44 & 19:47 of 3rd of 4-2 win vs. CHI

At Home:

0:03 - Jim Dowd & Richard Park, 1/21/04, @ 19:44 & 19:47 of 3rd of 4-2 win vs. CHI

On Road:

0:11 - Mattias Weinhandl & Wes Walz, 4/15/06, @ 7:37 & 7:48 of 3rd of 4-3 OT loss at DAL

FASTEST TWO GOALS AGAINST, TEAM

0:10 - Scott Mellanby & Sergei Varlamov, 12/2/01 @ 6:42 & 6:52 of 2nd of 4-4 OT tie vs. STL

At Home:

0:10 - Scott Mellanby & Sergei Varlamov, 12/2/01 @ 6:42 & 6:52 of 2nd of 4-4 OT tie vs. STL

On Road:

0:14 - 2x, last, Brenden Morrow & Mike Modano, 12/26/06 @ 8:12 & 8:26 of 3rd in 8-3 loss at DAL

FASTEST TWO GOALS, BOTH TEAMS

0:07 - 2x, last, Taylor Pyatt (VAN) & Pierre-Marc Bouchard (MIN), 1/21/08, @ 19:31 & 19:38 of 3rd in 4-2 win at VAN

At Home:

0:10 - Mark Parrish (MIN) & Jonathan Cheechoo (SJ), 12/31/07, @ 15:22 & 15:32 of 3rd in 3-2 loss vs. SJ

On Road:

0:07 - 2x, last, Taylor Pyatt (VAN) & Pierre-Marc Bouchard (MIN), 1/21/08, @ 19:31 & 19:38 of 3rd in 4-2 win at VAN

FASTEST THREE GOALS, INDIVIDUAL

12:05 - Gaborik, 12/20/07 @ 13:33 of 1st, 3:47 & 5:38 of 2nd in 6-3 win vs. NYR

At Home:

12:05 - Gaborik, 12/20/07 @ 13:33 of 1st, 3:47 & 5:38 of 2nd in 6-3 win vs. NYR

On Road:

17:08 - Latendresse, 1/16/10 @ 17:35 of 2nd, 10:36 & 14:43 of 3rd in 6-4 loss @ PHX

FASTEST THREE GOALS AGAINST, INDIVIDUAL

12:38 - Vaclav Prospal (ANA), 1/23/04 @ 5:05, 15:20 & 17:43 of 3rd of 6-2 loss at ANA

At Home:

20:36 - P.K. Subban (MTL), 3/20/11, @ 0:51 & 16:23 of 2nd, 1:27 of 3rd in 8-1 loss vs. MTL

On Road:

12:38 - Vaclav Prospal (ANA), 1/23/04 @ 5:05, 15:20 & 17:43 of 3rd of 6-2 loss at ANA

FASTEST THREE GOALS, TEAM

1:41 - Andrei Zyuzin, Wes Walz and Matt Johnson, 3/25/04, @ 7:27, 7:47 & 9:08 of 1st of 8-2 win at CHI

At Home:

1:51 - Cal Clutterbuck, Chad Rau and Kyle Brodziak, 1/21/12, @ 13:37, 13:51 & 14:36 of 2nd of 5-2 win vs. DAL

On Road:

1:41 - Andrei Zyuzin, Wes Walz and Matt Johnson, 3/25/04, @ 7:27, 7:47 & 9:08 of 1st of 8-2 win at CHI

TEAM RECORDS

FASTEST THREE GOALS AGAINST, TEAM

1:08 - Todd Bertuzzi, Trevor Letowski & Ed Jovanovski, 11/02/02 @ 9:24, 9:51 & 10:32 of 1st of 4-2 loss vs. VAN

At Home:

1:08 - Todd Bertuzzi, Trevor Letowski & Ed Jovanovski, 11/02/02 @ 9:24, 9:51 & 10:32 of 1st of 4-2 loss vs. VAN

On Road:

1:31 - Trevor Daley, Tom Wandell & Mike Ribiero, 3/11/11 @15:52, 17:05 & 17:23 of 2nd of 4-0 loss at DAL

FASTEST THREE GOALS, BOTH TEAMS

0:35 - Ales Kotalik and Stu Barnes (BUF), Antti Laaksonen (MIN), 12/28/02, @ 18:29, 18:46, & 19:04 of 3rd of 4-3 win at BUF

At Home:

0:38 - Pascal Dupuis (MIN), Scott Mellanby and Sergei Varlamov (STL), 12/2/01, @ 6:14, 6:42, & 6:52 of 2nd of 4-4 OT tie vs. STL

On Road:

0:35 - Ales Kotalik and Stu Barnes (BUF), Antti Laaksonen (MIN), 12/28/02, @ 18:29, 18:46, & 19:04 of 3rd per. of 4-3 win at BUF

FASTEST FOUR GOALS, TEAM

5:20 - Andrew Brunette, Alexandre Daigle, Filip Kuba and Antti Laaksonen, 1/16/04, @ 8:33, 12:00, 12:30 & 13:53 of 3rd of 4-2 win vs. PIT

At Home:

5:20 - Andrew Brunette, Alexandre Daigle, Filip Kuba and Antti Laaksonen, 1/16/04, @ 8:33, 12:00, 12:30 & 13:53 of 3rd of 4-2 win vs. PIT

On Road:

7:34 - Andrei Zyuzin, Wes Walz, Matt Johnson, and Antti Laaksonen, 3/25/04 @ 7:27, 7:47, 9:08 & 15:01 of 1st of 8-2 win at CHI

FASTEST FOUR GOALS AGAINST, TEAM

2:36 - Ladislav Nagy, Landon Wilson, Denis Pederson and Daymond Langkow, 4/12/02 @ 11:23, 11:42, 13:16 & 13:59 of 2nd of 7-1 loss at PHX

At Home:

10:17 - Brandon Yip, Patric Hornqvist and Mike Fisher (2), 1/31/12 @ 9:22, 16:39, 17:00 & 19:39 of 3rd in 5-4 loss vs. NSH

On Road:

2:36 - Ladislav Nagy, Landon Wilson, Denis Pederson & Daymond Langkow, 4/12/02 @ 11:23, 11:42, 13:16 & 13:59 of 2nd of 7-1 loss at PHX

FASTEST FOUR GOALS, BOTH TEAMS

1:57 - Patrick Marleau, Scott Hannan (SJ) & Richard Park, Pascal Dupuis (MIN), 2/07/03, @ 4:37, 5:10, 5:50 & 6:34 of 1st of 4-3 win vs. SJ

At Home:

1:57 - Patrick Marleau, Scott Hannan (SJ) & Richard Park, Pascal Dupuis (MIN), 2/07/03, @ 4:37, 5:10, 5:50 & 6:34 of 1st of 4-3 win vs. SJ

On Road:

2:47 - Cliff Ronning, Marian Gaborik, Antti Laaksonen (MIN) & Jaroslav Modry (LA), 11/04/02 @ 17:07, 18:21, 18:51 & 19:54 of 3rd of 5-2 win at LA

INDIVIDUAL RECORDS

GAMES PLAYED

MOST GAMES PLAYED, CAREER

743 - Nick Schultz, 2001-12

By Left Wing

489 - Andrew Brunette, 2001-04, 2008-11

By Center

536 - Mikko Koivu, 2005-2013

By Right Wing

565 - Pierre-Marc Bouchard, 2002-2013

By Defenseman

743 - Nick Schultz, 2001-12

MOST CONSECUTIVE GAMES PLAYED

288 - Antti Laaksonen, 2000-04

MOST GAMES PLAYED, SEASON

82 - Jim Dowd, 2001-02
 - Antti Laaksonen, 2002-03; 2001-02; 2000-01
 - Wes Walz, 2005-06; 2000-01
 - Brian Rolston, 2005-06
 - Pierre-Marc Bouchard, 2006-07
 - Mikko Koivu, 2006-07
 - Branko Radivojevic, 2006-07
 - Nick Schultz, 2006-07
 - Brent Burns, 2007-08
 - Antti Miettinen, 2008-09
 - James Sheppard, 2008-09
 - Andrew Brunette, 2010-11; 2009-10; 2003-04; 2002-03
 - Eric Nystrom, 2010-11
 - Greg Zanon, 2010-11
 - Kyle Brodziak, 2011-12; 2009-10
 - Dany Heatley, 2011-12
 - Darroll Powe, 2011-12

By Defenseman

82 - Nick Schultz, 2006-07
 - Brent Burns, 2007-08
 - Greg Zanon, 2010-11

By Rookie

78 - James Sheppard, 2007-08
 - Cal Clutterbuck, 2008-09

GOALS

MOST GOALS, CAREER

219 - Marian Gaborik, 2000-09

By Left Wing

119 - Andrew Brunette, 2001-04, 2008-11

By Center

119 - Mikko Koivu, 2005-13

By Right Wing

219 - Marian Gaborik, 2000-09

By Defenseman

55 - Brent Burns, 2003-11

MOST GOALS, SEASON

42 - Marian Gaborik, 2007-08

By Left Wing

34 - Brian Rolston, 2005-06

By Center

22 - Mikko Koivu, 2009-10
 - Kyle Brodziak, 2011-12

By Right Wing

42 - Marian Gaborik, 2007-08

By Defenseman

17 - Brent Burns, 2010-11

By Rookie

18 - Marian Gaborik, 2000-01



RECORD BOOK

INDIVIDUAL RECORDS

MOST GOALS, GAME
5 - Marian Gaborik, 12/20/07 vs. NYR
By Defenseman
2 - 14x, last, Brent Burns, 11/6/10 at CBJ
By Rookie
2 - 9x, last, Robbie Earl, 11/15/09 at CAR
By Rookie in his NHL debut
1 - 5x, last, Chad Rau, 1/21/12 vs. DAL
MOST GOALS AGAINST, GAME
3 - 13x, last, Ryan Kesler, 4/7/11 at VAN
MOST GOALS, PERIOD
2 - 63x, last, Zach Parise, 1/27/13 at STL (2nd)
MOST GOALS AGAINST, PERIOD
3 - Vaclav Prospal, 1/23/04 at ANA (3rd)
MOST GOALS AT HOME, SEASON
28 - Marian Gaborik, 2007-08
By Defenseman
10 - Brent Burns, 2007-08
By Rookie
9 - 2x, last, Kurtis Foster, 2005-06
MOST GOALS ON ROAD, SEASON
22 - Marian Gaborik, 2002-03
By Defenseman
11 - Brent Burns, 2010-11
By Rookie
11 - Marian Gaborik, 2000-01
MOST POWER-PLAY GOALS, CAREER
59 - Marian Gaborik, 2000-09
By Defenseman
26 - Brent Burns, 2003-11
MOST POWER-PLAY GOALS, SEASON
15 - Brian Rolston, 2005-06
By Defenseman
10 - Marek Zidlicky, 2008-09
By Rookie
6 - 2x, last, Kurtis Foster, 2005-06
MOST POWER-PLAY GOALS, GAME
2 - 29x, last, Zach Parise, 1/27/13 at STL
MOST POWER-PLAY GOALS AGAINST, GAME
2 - 11x, last, Patrick Marleau, 11/10/11 at SJ
MOST POWER-PLAY GOALS, PERIOD
2 - 12x, last, Zach Parise, 1/27/13 at STL (1st)
MOST POWER-PLAY GOALS AGAINST, PERIOD
2 - 4x, last, Jamie Langenbrunner, 1/2/10 vs. NJ (2nd)
MOST SHORT-HANDED GOALS, CAREER
14 - Wes Walz, 2000-07
MOST SHORT-HANDED GOALS, SEASON
7 - Wes Walz, 2000-01
MOST SHORT-HANDED GOALS, GAME
1 - Several times, last, Kyle Brodziak, 3/25/13 at DAL
MOST SHORT-HANDED GOALS AGAINST, GAME
1 - Several times, last, Sean Couturier, 1/17/12 at TOR
MOST SHORT-HANDED GOALS, PERIOD
1 - Several times, last, Kyle Brodziak, 3/25/13 at DAL (3rd)
MOST SHORT-HANDED GOALS AGAINST, PERIOD
1 - Several times, last, Sean Couturier, 1/17/12 at TOR (2nd)
MOST GAME-WINNING GOALS, CAREER
43 - Marian Gaborik, 2000-09
By Defenseman
13 - Brent Burns, 2003-11
MOST GAME-WINNING GOALS, SEASON
8 - 3x, last, Marian Gaborik and Brian Rolston, 2007-08
By Defenseman
4 - 2x, last, Brent Burns, 2007-08

MOST OVERTIME GOALS, CAREER
5 - Brent Burns, 2003-11
By Defenseman
5 - Brent Burns, 2003-11
MOST OVERTIME GOALS, SEASON
3 - Marian Gaborik, 2007-08
By Defenseman
2 - Brent Burns, 2006-07
FEWEST GAMES TO 20 GOALS
33 - Marian Gaborik, 2002-03
LONGEST GOAL-SCORING STREAK
6 - Brian Rolston (6g), 1/21-2/5/08
ASSISTS
MOST ASSISTS, CAREER
279 - Mikko Koivu, 2005-13
By Left Wing
202 - Andrew Brunette, 2001-04; 2008-11
By Center
279 - Mikko Koivu, 2005-13
By Right Wing
241 - Pierre-Marc Bouchard, 2002-13
By Defenseman
128 - Brent Burns, 2003-11
By Goaltender
4 - Manny Fernandez, 2000-07
MOST ASSISTS, SEASON
50 - Pierre-Marc Bouchard, 2007-08
By Left Wing
48 - Andrew Brunette, 2001-02
By Center
49 - Mikko Koivu, 2009-10
By Right Wing
50 - Pierre-Marc Bouchard, 2007-08
By Defenseman
37 - Marek Zidlicky, 2009-10
By Goaltender
3 - Manny Fernandez, 2005-06
By Rookie
21 - Filip Kuba, 2000-01
MOST ASSISTS, GAME
4 - 6x, last, Mikko Koivu, 1/2/11 vs. PHX
By Defenseman
3 - 7x, last, Ryan Suter, 3/14/13 vs. COL
By Rookie
3 - 5x, last, Jason Zucker, 3/31/12 vs. LA
By Rookie in NHL debut
1 - 6x, last, Chay Genoway, 4/7/12 vs. PHX
By Goaltender
1 - 14x, last, Niklas Backstrom, 12/2/11 vs. NJ
MOST ASSISTS BY OPPONENT, GAME
4 - 3x, last, Ed Jovanovski, 1/16/10 at PHX
MOST ASSISTS, PERIOD
3 - 2x, last, Martin Havlat, 10/6/09 vs. ANA (3rd)
MOST ASSISTS BY OPPONENT, PERIOD
3 - 8x, last, Steve Downie, 3/6/12 at COL (2nd)
MOST ASSISTS AT HOME, SEASON
34 - Mikko Koivu, 2009-10
By Defenseman
24 - Marek Zidlicky, 2009-10
By Rookie
13 - Marian Gaborik, 2000-01
MOST ASSISTS ON ROAD, SEASON
28 - Pierre-Marc Bouchard, 2007-08
By Defenseman
16 - Marek Zidlicky, 2008-09
By Rookie
11 - Nick Johnson, 2011-12

RECORD BOOK



INDIVIDUAL RECORDS

MOST POWER-PLAY ASSISTS, CAREER
109 - Mikko Koivu, 2005-13
By Defenseman
45 - Brent Burns, 2003-11
MOST POWER-PLAY ASSISTS, SEASON
24 - Pierre-Marc Bouchard, 2005-06
By Defenseman
20 - Marek Zidlicky, 2009-10
By Rookie
12 - Kurtis Foster, 2005-06
LONGEST ASSIST STREAK
8 - Jim Dowd (9a), 2/27-3/17/02
POINTS
MOST POINTS, CAREER
437 - Marian Gaborik (219g-218a), 2000-09
By Left Wing
321 - Andrew Brunette (119g-202a), 2001-04; 2008-11
By Center
398 - Mikko Koivu (119g-279a), 2005-13
By Right Wing
437 - Marian Gaborik (219g-218a), 2000-09
By Defenseman
183 - Brent Burns (55g-128a), 2003-11
By Goaltender
5 - Niklas Backstrom (5a), 2006-12
MOST POINTS, SEASON
83 - Marian Gaborik (42g-41a), 2007-08
By Left Wing
79 - Brian Rolston (34g-45a), 2005-06
By Center
71 - Mikko Koivu (22g-49a), 2009-10
By Right Wing
83 - Marian Gaborik (42g-41a), 2007-08
By Defenseman
46 - Brent Burns (17g-29a), 2010-11
By Goaltender
3 - Manny Fernandez (3a), 2005-06
By Rookie
36 - Marian Gaborik (18g-18a), 2000-01
MOST POINTS, GAME
6 - Marian Gaborik (2g-4a), 10/26/02 at PHX
- Marian Gaborik (5g-1a), 12/20/07 vs. NYR
By Defenseman
3 - 20x, last, Ryan Suter, 3/14/13 vs. COL
By Rookie
3 - 4x, last, Mikko Koivu (3a), 11/19/05 vs. NSH
By Rookie in his NHL debut
1 - 11x, last, Chay Genoway (1a), 4/7/12 vs. PHX
By Goaltender
1 - 14x, last, Niklas Backstrom, 12/2/11 vs. NJ
MOST POINTS BY OPPONENT, GAME
5 - 2x, last, Corey Perry (3g-2a), 12/12/10 at ANA
MOST POINTS, PERIOD
3 - 19x, last, Zach Parise (2g, 1a), 1/27/13 vs. STL (1st)
MOST POINTS AGAINST, PERIOD
4 - Vaclav Prospal (3g-1a) at ANA (3rd)
MOST POINTS AT HOME, SEASON
51 - Marian Gaborik (28g-23a), 2007-08
By Defenseman
28 - 2x, last, Marek Zidlicky (9g-19a), 2008-09
By Rookie
20 - Marian Gaborik (7g-13a), 2000-01

MOST POINTS ON ROAD, SEASON
36 - Marian Gaborik (22g-14a), 2005-06
By Defenseman
23 - Brent Burns (11g, 12a), 2010-11
By Rookie
16 - Marian Gaborik (11g-5a), 2000-01
MOST POWER-PLAY POINTS, CAREER
145 - Marian Gaborik (59g-86a), 2000-09
By Defenseman
71 - Brent Burns (26g-45a), 2003-11
MOST POWER-PLAY POINTS, SEASON
34 - Brian Rolston (13g-21a), 2006-07
By Defenseman
25 - Marek Zidlicky (10g-15a), 2008-09
By Rookie
18 - Kurtis Foster (6g-12a), 2005-06
MOST SHORT-HANDED POINTS, CAREER
21 - Wes Walz (14g-7a), 2000-07
MOST SHORT-HANDED POINTS, SEASON
9 - Wes Walz (7g-2a), 2000-01
LONGEST POINT STREAK
10 - Andrew Brunette (5g-12a), 3/7-3/27/02
By Defenseman
7 - Ryan Suter (1g-8a), 2/26-3/10/13
MOST POINTS IN TWO CONSECUTIVE GAMES
7 - 2x, last, Mikko Koivu (1g-6a), 10/14-10/16/08
MOST POINTS IN THREE CONSECUTIVE GAMES
9 - Mikko Koivu (1g-8a), 10/11-10/16/08
MOST POINTS IN FOUR CONSECUTIVE GAMES
9 - 4x, last, Mikko Koivu (1g-8a), 10/11-10/16/08
MOST MULTI-POINT GAMES, CAREER
114 - Marian Gaborik, 2000-09
By Left Wing
68 - Andrew Brunette, 2001-04, 2008-11
By Center
93 - Mikko Koivu, 2005-13
By Right Wing
114 - Marian Gaborik, 2000-09
By Defenseman
26 - Brent Burns, 2003-11
MOST MULTI-POINT GAMES, SEASON
22 - Marian Gaborik, 2005-06
By Left Wing
20 - Brian Rolston, 2005-06
By Center
20 - Mikko Koivu, 2009-10
By Right Wing
22 - Marian Gaborik, 2005-06
By Defenseman
9 - 2x, last, Marek Zidlicky, 2009-10
By Rookie
9 - Kurtis Foster, 2005-06

SHOTS

MOST SHOTS, CAREER
1,694 - Marian Gaborik, 2000-09
By Defenseman
794 - Brent Burns, 2003-11
MOST SHOTS, SEASON
305 - Brian Rolston, 2006-07
By Defenseman
170 - Brent Burns, 2010-11
By Rookie
179 - Marian Gaborik, 2000-01



RECORD BOOK

INDIVIDUAL RECORDS

MOST SHOTS, GAME

11 - Brian Rolston, 10/27/06 vs. ANA

By Defenseman

8 - Brent Burns, 3/29/11 at STL

By Rookie

8 - Cal Clutterbuck, 4/7/09 vs. DAL

MOST SHOTS BY OPPONENT, GAME

12 - 2x, last, Richard Zednik, 12/10/01 at MTL

PENALTY MINUTES

MOST PENALTY MINUTES, CAREER

698 - Matt Johnson, 2000-04

By Defenseman

333 - Willie Mitchell, 2001-06 By Goaltender

36 - Manny Fernandez, 2000-07

MOST PENALTY MINUTES, SEASON

201 - Matt Johnson, 2002-03

By Defenseman

148 - Jason Marshall, 2001-02

By Goaltender

12 - Manny Fernandez, 2006-07

By Rookie

158 - Derek Boogaard, 2005-06

MOST PENALTY MINUTES, GAME

37 - Matt Johnson, 10/26/02 at PHX

By Defenseman

24 - Sean O'Donnell, 1/6/01 at STL

By Rookie

20 - Matt Kassian, 1/22/06 at CHI

By Goaltender

4 - 3x, last, Niklas Backstrom, 12/29/11 vs. EDM

MOST PENALTY MINUTES BY OPPONENT, GAME

27 - Jody Shelley, 3/24/04 at Columbus

MOST PENALTY MINUTES, PERIOD

32 - Zenon Konopka, 2/7/13 vs. VAN (3rd)

MOST PENALTY MINUTES, BY OPPONENT, PERIOD

27 - Jody Shelley, 3/24/04 at Columbus (2nd)

PLUS/MINUS

HIGHEST PLUS/MINUS, CAREER

+54 - Marian Gaborik, 2000-09

By Defenseman

+28 - Willie Mitchell, 2000-06

HIGHEST PLUS/MINUS, SEASON

+22 - Keith Carney, 2006-07

By Forward

+17 - 2x, last, Marian Gaborik, 2007-08

By Rookie

+5 - Clayton Stoner, 2010-11

HIGHEST PLUS/MINUS, GAME

+5 - 3x, last, Jared Spurgeon, Clayton Stoner, 3/25/13 in 7-4

win at DAL

By Defensemen

+5 - 2x, Jared Spurgeon, Clayton Stoner, 3/25/13 in 7-4 win at DAL

TIME ON ICE

MOST TIME ON ICE, CAREER

14,551 - Nick Schultz, 2001-12

By Forward

10,402 - Mikko Koivu, 2005-13

MOST TIME ON ICE, SEASON

2,003 - Brent Burns, 2010-11

By Forward

1,717 - Dany Heatley, 2001-12

MOST TIME ON ICE, GAME

35:32 - Marco Scandella, 4/5/12 vs. CHI

By Forward

28:07 - Brian Rolston, 12/7/06 vs. CGY

HIGHEST TIME ON ICE AVERAGE, CAREER (min. 50 games)

23:55 - Filip Kuba, 2000-06

By Forward

20:33 - Brian Rolston, 2005-08

HIGHEST TIME ON ICE AVERAGE, SEASON (min. 50 games)

27:16 - Ryan Suter, 2012-13

By Forward

21:29 - Mikko Koivu, 2008-09

REAL-TIME STATS

MOST HITS, SEASON

356 - Cal Clutterbuck, 2008-09

MOST HITS, GAME

12 - Cal Clutterbuck, 11/24/10 in 6-1 loss vs. PHI

MOST BLOCKED SHOTS, SEASON

212 - Greg Zanon, 2010-11

MOST BLOCKED SHOTS, GAME

8 - Andrei Zyuzin, 1/18/06 in 5-3 win vs. TOR

RECORD BOOK



INDIVIDUAL RECORDS

GOALTENDING

MOST GAMES PLAYED, CAREER

369 - Niklas Backstrom, 2006-13

MOST GAMES PLAYED, SEASON

71 - Niklas Backstrom, 2008-09

By Rookie

29 - Josh Harding, 2007-08

MOST CONSECUTIVE GAMES PLAYED

20 - Niklas Backstrom, 3/3-4/10/09

MOST GAMES STARTED, CAREER

358 - Niklas Backstrom, 2006-13

MOST CONSECUTIVE STARTS

20 - Niklas Backstrom, 3/3-4/10/09

MOST MINUTES PLAYED, CAREER

21,149 - Niklas Backstrom, 2006-13

MOST MINUTES PLAYED, SEASON

4,088 - Niklas Backstrom 2008-09

By Rookie

1,571 - Josh Harding, 2007-08

MOST WINS, CAREER

184 - Niklas Backstrom, 2006-13

MOST WINS, SEASON

37 - Niklas Backstrom, 2008-09

By Rookie

11 - Josh Harding, 2007-08

LONGEST WINNING STREAK

7 - 2x, Niklas Backstrom, 3/14-3/27/13

LONGEST UNDEFEATED STREAK

16 - Niklas Backstrom (14-0-2), 3/8-10/21/07

MOST LOSSES, CAREER

124 - Niklas Backstrom, 2006-13

MOST LOSSES, SEASON

24 - 2x, last, Niklas Backstrom 2008-09

LONGEST LOSING STREAK

6 - Dwayne Roloson, 11/8-12/11/05

MOST TIES/OVERTIME LOSSES, CAREER

45 - Niklas Backstrom, 2006-13

MOST TIES/OVERTIME LOSSES, SEASON

11 - Dwayne Roloson, 2002-04

MOST GOALS ALLOWED, CAREER

856 - Niklas Backstrom, 2006-13

MOST GOALS ALLOWED, SEASON

159 - Niklas Backstrom 2008-09

MOST GOALS ALLOWED, GAME

8 - Josh Harding, 12/26/07 at DAL

MOST GOALS ALLOWED, PERIOD

5 - 3x, last, Dwayne Roloson, 1/23/04 at ANA (3rd)

LOWEST GOALS-AGAINST AVERAGE, CAREER (min. 75 games)

2.28 - Dwayne Roloson, 2001-06

LOWEST GOALS-AGAINST AVERAGE, SEASON (min. 26 games)

1.88 - Dwayne Roloson, 2003-04

By Rookie

1.16 - Josh Harding, 2006-07 (7 games)

HIGHEST SAVE PERCENTAGE, CAREER (min. 75 games)

.919 - Dwayne Roloson, 2001-06

HIGHEST SAVE PERCENTAGE, SEASON (min. 26 games)

.933 - Dwayne Roloson, 2003-04

By Rookie

.960 - Josh Harding, 2006-07 (7 games)

HIGHEST WINNING PERCENTAGE, CAREER (min. 26 games)

.584 - Niklas Backstrom, 2006-13

MOST SHUTOUTS, CAREER

28 - Niklas Backstrom 2006-13

MOST SHUTOUTS, SEASON

8 - Niklas Backstrom, 2008-09

By Rookie

1 - 4x, last, Anton Khudobin, 2010-11

LONGEST SHUTOUT STREAK

157:44 - Niklas Backstrom, 1/25-2/5/11 (3 games)

LONGEST HOME SHUTOUT STREAK

142:47 - Niklas Backstrom, 4/3-4/7/07 (3 games)

LONGEST ROAD SHUTOUT STREAK

164:19 - Niklas Backstrom, 12/20/08-1/8/09 (4 games)

MOST SHOTS FACED, CAREER

10,285 - Niklas Backstrom, 2006-13

MOST SHOTS FACED, SEASON

2,059 - Niklas Backstrom, 2008-09

MOST SHOTS FACED, GAME

56 - Dwayne Roloson, 11/8/01 at BOS

MOST SAVES, CAREER

9,429 - Niklas Backstrom, 2006-13

MOST SAVES, SEASON

1,900 - Niklas Backstrom, 2008-09

MOST SAVES, GAME

53 - Dwayne Roloson, 11/8/01 at BOS

MOST SAVES AGAINST, GAME

45 - Patrick Roy, 12/21/02 at COL

MOST SAVES, PERIOD

23 - 2x, last, Niklas Backstrom, 1/22/11 at SJ (2nd)

MOST SAVES AGAINST, PERIOD

22 - Dwayne Roloson, 3/22/09 vs. EDM (2nd)



TEAM RECORDS

TOP OVERALL RECORDS

WINS	POINTS
48.....2006-07	105.....2006-07
44.....2007-08	98.....2007-08
42.....2002-03	95.....2002-03
40.....2008-09	89.....2008-09
39.....2010-11	86.....2010-11

TOP HOME RECORDS

WINS	POINTS
29.....2006-07	63.....2006-07
25.....2002-03	55.....2007-08
25.....2007-08	54.....2009-10
25.....2009-10	53.....2002-03
23.....Two Times	53.....2008-09

TOP AWAY RECORDS

WINS	POINTS
20.....2010-11	43.....2007-08
19.....2006-07	43.....2010-11
19.....2007-08	42.....2002-03
17.....2002-03	41.....2006-07
17.....2008-09	37.....2011-12

TOP OVERTIME/SHOOTOUT RECORDS

WINS	POINTS
11.....2011-12	37.....2011-12
10.....2009-10	28.....2009-10
8.....2002-03	25.....2008-09
8.....2008-09	24.....2010-11
8.....2010-11	17.....2002-03

TOP MONTHLY RECORDS

WINS	POINTS
11.....November 2011	22.....March 2007
11..... March 2013	22.....November 2011
10.....March 2007	22.....March 2013
10.....December 2009	20.....March 2003
9.....Two Times	20.....December 2009

TOP OCTOBER RECORDS

WINS	POINTS
9.....2006	18.....2002
8.....2002	18.....2006
7.....2007	16.....2007
6.....2005	14.....2005
6.....2008	13.....2008

TOP NOVEMBER RECORDS

WINS	POINTS
11.....2011	22.....2011
8.....2008	16.....2001
7.....2001	16.....2008
7.....2007	14.....2007
7.....2010	14.....2010

TOP DECEMBER RECORDS

WINS	POINTS
10.....2009	20.....2009
8.....2005	18.....2003
8.....2007	17.....2002
7.....2002	17.....2005
7.....2006	16.....2006

TOP JANUARY RECORDS

WINS	POINTS
8.....2011	16.....2007
7.....Five Times	16.....2011
	15.....2008
	15.....2009
	15.....2010

TOP FEBRUARY RECORDS

WINS	POINTS
8.....2007	18.....2007
8.....2011	17.....2011
7.....2003	16.....2008
7.....2008	14.....2003
6.....2013	12.....2013

TOP MARCH RECORDS

WINS	POINTS
11.....2013	22.....2007
10.....2007	22.....2013
9.....2003	20.....2003
7.....Three times	18.....2004
	18.....2008

TOP APRIL RECORDS

WINS	POINTS
5..... 2013	11.....2013
4.....2006	9.....2006
4.....2009	8.....2009
3.....2007	6.....2007
2.....Four times	5.....2012

TOP RECORDS VS. WESTERN CONFERENCE

WINS	POINTS
42.....2006-07	92.....2006-07
40.....2007-08	88.....2007-08
34.....2005-06	75.....2005-06
33.....2010-11	72.....2010-11
30.....2011-12	67.....2011-12

TOP RECORDS VS. EASTERN CONFERENCE

WINS	POINTS
14.....2002-03	30.....2002-03
12.....2008-09	25.....2003-04
11.....2003-04	25.....2008-09
10.....2009-10	24.....2009-10
9.....2001-02	21.....2001-02

TOP RECORDS VS. NORTHWEST DIVISION

WINS	POINTS
18.....2006-07	42.....2006-07
17.....2007-08	38.....2007-08
16.....2010-11	32.....2009-10
15.....2009-10	29.....2005-06
14.....2005-06	25.....Two times

TOP RECORDS VS. CENTRAL DIVISION

WINS	POINTS
13.....2006-07	26.....2006-07
12.....2007-08	25.....2007-08
10.....2005-06	23.....2005-06
10.....2008-09	23.....2011-12
9.....Two times	21.....Three times

TOP RECORDS VS. PACIFIC DIVISION

WINS	POINTS
12.....2002-03	25.....2002-03
11.....2006-07	25.....2007-08
11.....2007-08	24.....2006-07
10.....Four times	23.....2005-06
	22.....2010-11

TOP RECORDS VS. NORTHEAST DIVISION

WINS	POINTS
4.....2002-03	9.....2003-04
4.....2003-04	8.....2002-03
3.....2001-02	7.....2001-02
3.....2008-09	7.....2008-09
3.....2009-10	7.....2009-10

TOP RECORDS VS. ATLANTIC DIVISION

WINS	POINTS
6.....2009-10	12.....2009-10
4.....2003-04	9.....2003-04
3.....Four Times	7.....2000-01
	7.....2002-03
	6.....Three Times

TOP RECORDS VS. SOUTHEAST DIVISION

WINS	POINTS
7.....2002-03	15.....2002-03
6.....2008-09	12.....2008-09
4.....2001-02	9.....2000-01
4.....2006-07	8.....2001-02
3.....Three Times	8.....2006-07

TOP RECORDS PRE-ALL-STAR/OLYMPIC BREAK

WINS	POINTS
30.....2009-10	64.....2009-10
29.....2005-06	63.....2005-06
28.....2007-08	59.....2002-03
25.....Three times	59.....2007-08
	55.....Three times

TOP RECORDS POST-ALL-STAR/OLYMPIC BREAK

WINS	POINTS
23.....2006-07	50.....2006-07
17.....2002-03	40.....2008-09
17.....2008-09	39.....2007-08
16.....2007-08	36.....2002-03
14.....2010-11	31.....2010-11

TOP RECORDS IN ONE-GOAL GAMES

WINS	PCT.
25.....2006-07	.667 (24-12).....2009-10
24.....2009-10	.619 (13-5-3).....2012-13
23.....2007-08	.568 (21-16).....2002-03
23.....2011-12	.568 (25-19).....2006-07
21.....2002-03	.561 (23-18).....2007-08

TOP RECORDS IN TWO-GOAL GAMES

WINS	PCT.
14.....2001-02	.611 (11-7).....2002-03
12.....2005-06	.579 (11-8).....2012-13
12.....2010-11	.571 (12-9).....2010-11
11.....2002-03	.500 (14-14).....2001-02
11.....2012-13	.500 (12-12).....2005-06

TOP RECORDS IN THREE-GOAL GAMES

WINS	PCT.
17.....2006-07	.773 (17-5).....2006-07
12.....2005-06	.750 (12-4).....2005-06
11.....2003-04	.688 (11-5).....2003-04
11.....2010-11	.643 (9-5).....2007-08
10.....2002-03	.636 (7-4).....2008-09

TOP RECORDS WHEN SCORING FIRST

WINS	PCT.
36.....2007-08	.875 (31-4-1).....2002-03
31.....2002-03	.855 (36-4-5).....2007-08
31.....2010-11	.846 (31-4-4).....2010-11
30.....2006-07	.783 (18-4-1).....2012-13
27.....Two times	.780 (30-7-4).....2006-07

TOP RECORDS WHEN OPPONENT SCORES FIRST

WINS	PCT.
20.....2011-12	.488 (18-19-4).....2006-07
18.....2006-07	.385 (20-26-6).....2011-12
14.....2009-10	.384 (13-23-7).....2008-09
13.....2008-09	.348 (11-25-10).....2002-03
11.....2005-06	.344 (14-29-5).....2009-10



ALL-TIME PLAYER STATISTICS

PLAYER	GP	G	A	PTS	+/-	PIM	PPG	PPA	SHG	GWG	SOG	SH%
Marian Gaborik	502	219	218	437	54	301	59	86	6	43	1694	12.9
Mikko Koivu	536	119	279	398	26	360	36	109	9	17	1331	8.9
Pierre-Marc Bouchard	565	106	241	347	15	178	29	104	0	19	928	11.4
Andrew Brunette	489	119	202	321	-28	106	55	81	0	16	657	18.1
Brian Rolston	241	96	106	202	19	149	39	55	7	21	887	10.8
Brent Burns	453	55	128	183	-21	325	26	45	0	13	794	6.9
Wes Walz	438	82	100	182	13	272	1	3	14	15	647	12.7
Pascal Dupuis	334	67	74	141	-5	162	18	18	4	7	729	9.2
Filip Kubla	357	33	99	132	-19	161	14	38	4	9	554	6
Nick Schultz	743	26	102	128	8	322	4	8	0	3	570	4.6
Kyle Brodziak	292	55	70	125	-40	164	8	12	2	5	514	10.7
Marek Zidlicky	241	25	98	123	-40	197	17	44	0	6	366	6.8
Jim Dowd	283	32	89	121	-15	203	10	36	1	5	322	9.9
Antti Miettinen	234	51	70	121	-6	114	17	21	2	11	529	9.6
Pavel Demitra	139	40	78	118	9	52	11	28	1	5	301	13.3
Antti Laaksonen	323	55	63	118	-8	92	1	0	5	7	439	12.5
Martin Havlat	151	40	76	116	-29	86	7	25	0	7	398	10.1
Cal Clutterbuck	346	62	48	110	-27	337	9	5	6	8	711	8.7
Sergei Zholtok	210	48	62	110	-5	65	16	22	0	7	414	11.6
Eric Belanger	214	39	69	108	-12	84	14	22	1	10	382	10.2
Matt Cullen	193	33	68	101	-15	68	9	25	4	2	393	8.4
Stephane Veilleux	382	43	49	92	-48	269	2	4	2	4	558	7.7
Kim Johnsson	289	15	72	87	-8	176	9	24	0	0	362	4.1
Todd White	138	32	52	84	7	42	11	18	1	1	271	11.8
Alexandre Daigle	124	25	54	79	-10	26	8	22	0	4	204	12.3
Owen Nolan	132	41	37	78	-7	66	16	10	1	8	299	13.7
Kurtis Foster	195	21	55	76	2	159	9	34	0	4	402	5.2
Dany Heatley	118	35	39	74	-10	36	11	15	0	4	321	10.9
Richard Park	217	37	37	74	-4	54	8	8	3	6	406	9.1
Mark Parrish	142	35	34	69	11	34	12	11	0	4	236	14.8
Lubomir Sekeras	209	17	52	69	-27	120	9	21	0	4	234	7.3
Devin Setoguchi	117	32	31	63	-12	48	12	7	0	5	271	11.8
Darby Hendrickson	182	29	31	60	-31	100	5	10	3	2	241	12
Willie Mitchell	288	9	48	57	28	333	0	5	1	2	256	3.5
Andrei Zyuzin	188	19	36	55	-15	132	10	13	0	2	297	6.4
Guillaume Latendresse	82	33	19	52	9	40	9	2	0	6	187	17.6
Marc Chouinard	119	25	26	51	5	51	9	7	3	5	182	13.7
Jared Spurgeon	162	12	38	50	-4	12	8	17	0	4	197	6.1
James Sheppard	224	11	38	49	-28	108	0	7	0	2	209	5.3
Stacy Roest	134	17	31	48	0	28	2	4	4	3	223	7.6
Cliff Ronning	80	17	31	48	-6	24	8	14	0	5	171	9.9
Martin Skoula	259	8	40	48	-19	82	0	5	0	1	223	3.6
Aaron Gavey	146	16	25	41	-29	90	2	5	0	2	175	9.1
Branko Radivojevic	155	18	23	41	-23	69	5	5	0	6	207	8.7
Randy Robitaille	67	12	28	40	-5	54	7	13	0	2	112	10.7
Scott Pellerin	58	11	28	39	6	45	2	9	2	2	117	9.4
Zach Parise	48	18	20	38	2	16	7	6	0	4	182	9.9
Brad Bombardir	212	3	33	36	-7	93	2	4	0	1	198	1.5
Marc-Andre Bergeron	72	14	18	32	5	30	7	11	0	3	140	10
Ryan Suter	48	4	28	32	2	24	3	12	0	1	91	4.4
Chuck Kobasew	105	18	12	30	-15	35	2	0	0	3	132	13.6
Petteri Nummelin	78	5	24	29	-17	24	1	18	0	1	100	5
Keith Carney	141	5	23	28	30	100	0	0	0	1	58	8.6
Greg Zanon	202	4	24	28	-16	98	0	1	0	1	141	2.8
Nick Johnson	77	8	18	26	-6	45	0	1	0	1	146	5.5
Clayton Stoner	164	3	23	26	9	212	0	0	0	1	132	2.3



ALL-TIME PLAYER STATISTICS

PLAYER	GP	G	A	PTS	+/-	PIM	PPG	PPA	SHG	GWG	SOG	SH%
John Madden	76	12	13	25	-9	10	1	1	1	4	107	11.2
Sergei Krivokrasov	63	8	16	24	-2	37	2	3	0	2	120	6.7
Matt Johnson	227	15	7	22	-23	698	0	0	0	3	89	16.9
Jason Marshall	137	7	15	22	-5	235	2	5	0	0	129	5.4
Tom Gilbert	63	3	15	18	-16	26	1	3	0	0	58	5.2
Benoit Pouliot	65	9	9	18	-1	30	2	3	0	1	64	14.1
Daniel Tjarnqvist	60	3	15	18	-11	32	3	5	0	1	54	5.6
Jason Wiemer	62	7	11	18	-6	106	1	4	0	0	89	7.9
Sean O'Donnell	63	4	12	16	-2	128	1	1	0	2	58	6.9
Ladislav Benysek	159	3	12	15	-26	74	1	3	0	0	99	3
Justin Falk	108	1	14	15	-28	100	1	0	0	0	81	1.2
Marco Scandella	89	4	11	15	-32	25	1	5	0	1	97	4.1
Derek Boogaard	255	2	12	14	-12	544	0	0	0	1	71	2.8
Charlie Coyle	37	8	6	14	3	28	1	0	0	2	50	16
Andrew Ebbett	49	8	6	14	-8	6	2	3	0	2	57	14
Shane Hnidy	70	2	12	14	-6	66	0	2	0	0	49	4.1
Aaron Voros	55	7	7	14	-7	141	0	1	0	1	52	13.5
Kyle Wanvig	64	5	9	14	-10	87	1	0	0	0	76	6.6
Matt Foy	56	6	7	13	-6	48	1	0	0	1	65	9.2
Darroll Powe	90	6	7	13	-19	66	0	0	0	1	114	5.3
Nate Prosser	73	1	12	13	-11	69	0	3	0	0	42	2.4
Cam Stewart	54	4	9	13	-3	18	0	1	1	0	61	6.6
Andy Sutton	88	5	8	13	-15	166	3	1	0	0	85	5.9
Casey Wellman	41	4	9	13	-7	4	0	2	0	2	63	6.3
Cam Barker	71	2	10	12	-12	44	1	5	0	1	75	2.7
Eric Nystrom	82	4	8	12	-16	30	1	0	0	0	83	4.8
Jonas Brodin	45	2	9	11	3	10	1	1	0	0	51	3.9
Todd Fedoruk	58	6	5	11	0	106	2	0	0	0	51	11.8
Alex Henry	134	2	9	11	0	179	0	0	0	0	78	2.6
Jeff Nielsen	59	3	8	11	-16	4	1	0	0	1	82	3.7
Jeremy Stevenson	35	5	6	11	5	71	1	0	0	1	34	14.7
Maxim Sushinsky	30	7	4	11	-7	29	3	1	0	0	62	11.3
Colton Gillies	89	3	7	10	-9	30	0	1	0	1	49	6.1
Rickard Wallin	19	6	4	10	2	14	3	0	0	2	17	35.3
Christoph Brandner	35	4	5	9	-2	8	1	2	0	0	50	8
Dan Fritsche	34	4	5	9	-3	10	1	1	1	0	34	11.8
Sean Hill	35	2	7	9	-16	32	1	4	0	1	18	11.1
Jason Pominville	10	4	5	9	0	0	1	2	0	1	24	16.7
Brad Staubitz	114	4	5	9	-12	246	0	0	0	1	46	8.7
Mikael Granlund	27	2	6	8	-4	6	0	2	0	0	36	5.6
Torrey Mitchell	45	4	4	8	-8	21	0	0	0	1	39	10.3
Bill Muckalt	8	5	3	8	5	6	0	0	0	0	13	38.5
Roman Simicek	34	4	4	8	-3	29	2	3	0	0	18	22.2
Sylvain Blouin	86	3	4	7	-16	251	0	0	0	0	66	4.5
Eric Chouinard	31	3	4	7	-7	6	0	1	0	1	45	6.7
Erik Christensen	29	6	1	7	-13	6	2	0	0	1	34	17.6
Patrick O'Sullivan	21	1	6	7	-1	2	0	3	0	0	37	2.7
Peter Olvecky	31	2	5	7	1	12	0	2	0	1	19	10.5
Mattias Weinhandl	27	3	4	7	-2	20	0	0	0	0	20	15
Jason Zucker	26	4	3	7	2	10	0	0	0	0	44	9.1
Peter Bartos	13	4	2	6	2	6	1	1	0	1	18	22.2
Brad Brown	138	0	6	6	-13	267	0	0	0	0	47	0
Hnat Domenichelli	28	1	5	6	-5	10	0	1	0	0	58	1.7
Robbie Earl	38	6	0	6	-2	6	0	0	0	0	35	17.1
Krys Kolanos	21	3	3	6	3	16	1	1	0	0	30	10
Warren Peters	69	2	4	6	-17	58	0	0	0	0	65	3.1



ALL-TIME PLAYER STATISTICS

PLAYER	GP	G	A	PTS	+/-	PIM	PPG	PPA	SHG	GWG	SOG	SH%
Wyatt Smith	61	3	3	6	-8	16	1	0	0	0	44	6.8
Sebastien Bordeleau	14	1	4	5	-1	8	0	2	0	0	25	4
Adam Hall	23	2	3	5	2	8	0	0	0	0	42	4.8
Curtis Leschyshyn	54	2	3	5	-2	19	1	1	0	1	43	4.7
Carson McMillan	15	2	3	5	2	11	0	0	0	1	13	15.4
Dominic Moore	40	3	2	5	-8	20	0	0	0	1	39	7.7
Tony Virta	8	2	3	5	0	0	0	1	0	0	15	13.3
Pavel Patera	20	1	3	4	-8	4	0	1	0	0	14	7.1
Mike Rupp	32	1	3	4	1	67	0	0	0	0	27	3.7
Brett Bulmer	9	0	3	3	1	6	0	0	0	0	7	0
Steven Kampfer	13	2	1	3	-7	2	0	0	0	0	12	16.7
John Scott	71	1	2	3	-4	111	0	0	0	0	28	3.6
Petr Sykora	14	2	1	3	-7	8	0	0	0	0	13	15.4
Craig Weller	36	1	2	3	-3	47	1	0	0	0	27	3.7
Cody Almond	25	2	0	2	-8	26	0	0	0	0	16	12.5
Matt Kassian	28	2	0	2	-3	67	0	0	0	0	14	14.3
Mike Lundin	17	0	2	2	-1	4	0	0	0	0	9	0
David McIntyre	7	1	1	2	-1	2	0	0	0	0	6	16.7
Steve McKenna	20	1	1	2	0	19	0	0	0	0	12	8.3
Zbynek Michalek	22	1	1	2	-7	4	0	0	0	0	17	5.9
Jed Ortmeyer	39	1	1	2	-9	16	0	0	0	1	46	2.2
Chad Rau	9	2	0	2	-1	0	0	0	0	2	7	28.6
Erik Reitz	37	1	1	2	-3	45	0	0	0	0	15	6.7
Jeff Taffe	5	0	2	2	2	0	0	0	0	0	7	0
Shawn Belle	9	0	1	1	4	0	0	0	0	0	3	0
Brett Clark	8	0	1	1	-9	0	0	0	0	0	6	0
Chay Genoway	1	0	1	1	0	0	0	0	0	0	1	0
Tomas Mojzis	4	0	1	1	-1	2	0	1	0	0	2	0
Kai Nurminen	2	1	0	1	-1	2	0	0	0	0	1	100
Jarod Palmer	6	1	0	1	-2	4	0	0	0	0	14	7.1
Travis Roche	10	0	1	1	-4	2	0	1	0	0	6	0
Joel Ward	11	0	1	1	0	0	0	0	0	0	12	0
Erik Westrum	10	0	1	1	-1	2	0	1	0	0	16	0
Chris Armstrong	3	0	0	0	-3	0	0	0	0	0	4	0
Drew Bagnall	2	0	0	0	-2	4	0	0	0	0	1	0
Brian Bonin	7	0	0	0	-3	0	0	0	0	0	7	0
David Cullen	3	0	0	0	-3	0	0	0	0	0	0	0
Tyler Cuma	1	0	0	0	0	2	0	0	0	0	0	0
J.J. Daigneault	1	0	0	0	-1	2	0	0	0	0	0	0
Jon DiSalvatore	1	0	0	0	0	2	0	0	0	0	2	0
Jake Dowell	2	0	0	0	0	0	0	0	0	0	3	0
Scott Ferguson	15	0	0	0	-3	22	0	0	0	0	6	0
Kris Foucault	1	0	0	0	0	0	0	0	0	0	0	0
Kris Fredheim	3	0	0	0	-2	2	0	0	0	0	0	0
Andy Hilbert	4	0	0	0	-2	2	0	0	0	0	6	0
Danny Irmen	2	0	0	0	-1	0	0	0	0	0	0	0
Petr Kalus	2	0	0	0	0	0	0	0	0	0	0	0
Steve Kelly	2	0	0	0	0	0	0	0	0	0	1	0
Zenon Konopka	37	0	0	0	-4	117	0	0	0	0	18	0
Johan Larsson	1	0	0	0	0	0	0	0	0	0	2	0
Christian Matte	3	0	0	0	0	2	0	0	0	0	8	0
Mike Matteucci	6	0	0	0	-1	4	0	0	0	0	3	0
Jason Morgan	4	0	0	0	-1	4	0	0	0	0	0	0
Curtis Murphy	1	0	0	0	0	0	0	0	0	0	0	0
Andrei Nazarov	2	0	0	0	-1	6	0	0	0	0	0	0
Maxim Noreau	6	0	0	0	-1	0	0	0	0	0	8	0



ALL-TIME PLAYER STATISTICS

PLAYER	GP	G	A	PTS	+/-	PIM	PPG	PPA	SHG	GWG	SOG	SH%
Nick Palmieri	9	0	0	0	-3	2	0	0	0	0	13	0
Jaime Sifers	14	0	0	0	1	6	0	0	0	0	9	0
Chris Simon	10	0	0	0	-1	16	0	0	0	0	9	0
Nathan Smith	9	0	0	0	-4	12	0	0	0	0	4	0
Jean-Guy Trudel	1	0	0	0	0	2	0	0	0	0	0	0

GOALTENDER	GP	W	L	OT	WIN%	SA	SV	SV%	GA	GAA	SHO
Niklas Backstrom	369	184	124	45	0.585	10,285	9,429	0.917	856	2.43	28
Manny Fernandez	260	113	102	28	0.523	7,102	6,488	0.914	614	2.47	12
Dwayne Roloson	167	62	71	27	0.472	4,548	4,181	0.919	367	2.28	15
Josh Harding	122	42	52	8	0.451	3,294	3,013	0.915	281	2.66	7
Jamie McLennan	38	5	23	9	0.257	1,032	934	0.905	98	2.64	2
Jose Theodore	32	15	11	3	0.569	963	882	0.916	81	2.71	1
Matt Hackett	13	3	7	0	0.3	315	288	0.914	27	2.63	0
Anton Khudobin	6	4	1	0	0.8	134	128	0.955	6	1.4	1
Darcy Kuemper	6	1	2	0	0.333	119	109	0.916	10	2.08	0
Derek Gustafson	5	1	3	-	0.25	104	94	0.904	10	2.26	0
Wade Dubielewicz	3	1	1	0	0.5	34	29	0.853	5	2.97	0
Zac Bierk	1	0	1	-	0	27	21	0.778	6	6	0
Dieter Kochan	1	0	1	-	0	28	23	0.821	5	5	0



ALL-TIME LEADERS

GAMES

743	Nick Schultz
565	Pierre-Marc Bouchard
536	Mikko Koivu
502	Marian Gaborik
489	Andrew Brunette
453	Brent Burns
438	Wes Walz
382	Stephane Veilleux
357	Filip Kuba
346	Cal Clutterbuck

GOALS

219	Marian Gaborik
119	Andrew Brunette
119	Mikko Koivu
106	Pierre-Marc Bouchard
96	Brian Rolston
82	Wes Walz
67	Pascal Dupuis
62	Cal Clutterbuck
55	Three Players Tied

ASSISTS

279	Mikko Koivu
241	Pierre-Marc Bouchard
218	Marian Gaborik
202	Andrew Brunette
128	Brent Burns
106	Brian Rolston
102	Nick Schultz
100	Wes Walz
99	Filip Kuba
98	Marek Zidlicky

POINTS

437	Marian Gaborik
397	Mikko Koivu
347	Pierre-Marc Bouchard
321	Andrew Brunette
202	Brian Rolston
183	Brent Burns
182	Wes Walz
141	Pascal Dupuis
132	Filip Kuba
128	Nick Schultz

PLUS/MINUS

54	Marian Gaborik
30	Keith Carney
28	Willie Mitchell
26	Mikko Koivu
19	Brian Rolston
15	Pierre-Marc Bouchard
13	Wes Walz
11	Mark Parrish
9	Three Players Tied

PENALTY MINUTES

698	Matt Johnson
544	Derek Boogaard
360	Mikko Koivu
337	Cal Clutterbuck
333	Willie Mitchell
325	Brent Burns
322	Nick Schultz
301	Marian Gaborik
272	Wes Walz
269	Stephane Veilleux

POWER-PLAY GOALS

59	Marian Gaborik
55	Andrew Brunette
39	Brian Rolston
36	Mikko Koivu
29	Pierre-Marc Bouchard
26	Brent Burns
18	Pascal Dupuis
17	Antti Miettinen
	Marek Zidlicky
16	Two Players Tied

POWER-PLAY POINTS

109	Mikko Koivu
104	Pierre-Marc Bouchard
86	Marian Gaborik
81	Andrew Brunette
55	Brian Rolston
45	Brent Burns
44	Marek Zidlicky
38	Filip Kuba
36	Jim Dowd
34	Kurtis Foster

POWER-PLAY POINTS

145	Marian Gaborik
145	Mikko Koivu
136	Andrew Brunette
133	Pierre-Marc Bouchard
94	Brian Rolston
71	Brent Burns
61	Marek Zidlicky
52	Filip Kuba
46	Jim Dowd
43	Kurtis Foster

SHORT-HANDED GOALS

14	Wes Walz
9	Mikko Koivu
7	Brian Rolston
6	Cal Clutterbuck
	Marian Gaborik
5	Antti Laaksonen
4	Matt Cullen
	Pascal Dupuis
	Filip Kuba
	Stacy Roest

SHORT-HANDED ASSISTS

8	Nick Schultz
7	Mikko Koivu
	Wes Walz
5	Antti Laaksonen
4	Brent Burns
	Pascal Dupuis
3	Six Players Tied

SHORT-HANDED POINTS

21	Wes Walz
16	Mikko Koivu
10	Antti Laaksonen
8	Cal Clutterbuck
	Pascal Dupuis
	Marian Gaborik
	Brian Rolston
	Nick Schultz
7	Filip Kuba
6	Darby Hendrickson

GAME-WINNING GOALS

43	Marian Gaborik
21	Brian Rolston
19	Pierre-Marc Bouchard
17	Mikko Koivu
16	Andrew Brunette
15	Wes Walz
13	Brent Burns
11	Antti Miettinen
10	Eric Belanger
9	Filip Kuba

EVEN-STRENGTH GOALS

154	Marian Gaborik
77	Pierre-Marc Bouchard
74	Mikko Koivu
67	Wes Walz
64	Andrew Brunette
50	Brian Rolston
49	Antti Laaksonen
47	Cal Clutterbuck
45	Kyle Brodziak
	Pascal Dupuis

EVEN-STRENGTH ASSISTS

162	Mikko Koivu
137	Pierre-Marc Bouchard
130	Marian Gaborik
121	Andrew Brunette
90	Wes Walz
86	Nick Schultz
79	Brent Burns
58	Filip Kuba
	Antti Laaksonen
55	Kyle Brodziak

EVEN-STRENGTH POINTS

284	Marian Gaborik
236	Mikko Koivu
214	Pierre-Marc Bouchard
185	Andrew Brunette
157	Wes Walz
108	Brent Burns
	Nick Schultz
107	Antti Miettinen
100	Kyle Brodziak
	Brian Rolston

OVERTIME GOALS

5	Brent Burns
4	Marian Gaborik
3	Mikko Koivu
2	Pierre-Marc Bouchard
	Antti Laaksonen
	Richard Park
	Devin Setoguchi
	Wes Walz
1	Several Players Tied

SHOOTOUT GOALS

30	Mikko Koivu
11	Matt Cullen
9	Brian Rolston
8	Petteri Nummelin
7	Lubomir Sekeras
	Pavol Demitra
5	Five Players Tied

SHOTS ON GOAL

1,694	Marian Gaborik
1,331	Mikko Koivu
928	Pierre-Marc Bouchard
887	Brian Rolston
794	Brent Burns
729	Pascal Dupuis
705	Cal Clutterbuck
657	Andrew Brunette
647	Wes Walz
570	Nick Schultz

SHOOTING % (MIN. 200 SOG)

18.1	Andrew Brunette
14.8	Mark Parrish
13.7	Owen Nolan
13.3	Pavol Demitra
12.9	Marian Gaborik
12.7	Wes Walz
12.5	Antti Laaksonen
12.3	Alexandre Daigle
12	Darby Hendrickson
11.8	Todd White

MULTI-GOAL GAMES

41	Marian Gaborik
12	Mikko Koivu
10	Kyle Brodziak
9	Pierre-Marc Bouchard
	Brian Rolston
8	Wes Walz
	Sergei Zholtok
7	Antti Miettinen
6	Andrew Brunette
	Owen Nolan

MULTI-POINT GAMES

114	Marian Gaborik
93	Mikko Koivu
69	Pierre-Marc Bouchard
68	Andrew Brunette
47	Brian Rolston
36	Pavol Demitra
33	Wes Walz
26	Brent Burns
	Martin Havlat
23	Antti Miettinen

TOI/GAME (MIN. 200 GAMES)

23:55	Filip Kuba
23:50	Kim Johnsson
22:28	Marek Zidlicky
21:34	Willie Mitchell
21:00	Lubomir Sekeras
20:58	Brad Bombardir
20:33	Brian Rolston
20:16	Martin Skoula
19:51	Brent Burns
19:35	Nick Schultz

MINOR PENALTIES

175	Mikko Koivu
146	Nick Schultz
144	Matt Johnson
143	Marian Gaborik
135	Brent Burns
124	Willie Mitchell
121	Wes Walz
106	Cal Clutterbuck
102	Derek Boogaard
96	Marek Zidlicky

MAJOR PENALTIES

64	Matt Johnson
54	Derek Boogaard
24	Brad Staubitz
23	Brad Brown
21	Sylvan Blouin
18	Clayton Stoner
15	Alex Henry
	Stephane Veilleux
	Aaron Voros
13	Willie Mitchell

FACEOFF WIN % (MIN. 1,000)

56.2	Stacy Roest
54.5	Matt Cullen
53.1	Marc Chouinard
52.8	Mikko Koivu
52.2	Eric Belanger
50.3	Jim Dowd
49.1	Todd White
49.1	Kyle Brodziak
47.3	Wes Walz
46.8	Darby Hendrickson

GAMES (GOALTENDER)

369	Niklas Backstrom
260	Manny Fernandez
167	Dwayne Roloson
122	Josh Harding
38	Jamie McLennan
32	Jose Theodore
13	Matt Hackett
6	Anton Khudobin
	Darcy Kuemper
5	Derek Gustafson

GAMES STARTED (GOALTENDER)

358	Niklas Backstrom
250	Manny Fernandez
156	Dwayne Roloson
98	Josh Harding
97	Jamie McLennan
29	Jose Theodore
8	Matt Hackett
4	Derek Gustafson
	Anton Khudobin
3	Darcy Kuemper

MINUTES PLAYED

21,149	Niklas Backstrom
14,902	Manny Fernandez
9,659	Dwayne Roloson
6,327	Josh Harding
2,230	Jamie McLennan
1,793	Jose Theodore
615	Matt Hackett
288	Darcy Kuemper
265	Derek Gustafson
258	Anton Khudobin

WINS

184	Niklas Backstrom
113	Manny Fernandez
62	Dwayne Roloson
42	Josh Harding
15	Jose Theodore
5	Jamie McLennan
4	Anton Khudobin
3	Matt Hackett
1	Three Players Tied

LOSSES

124	Niklas Backstrom
102	Manny Fernandez
71	Dwayne Roloson
52	Josh Harding
23	Jamie McLennan
11	Jose Theodore
7	Matt Hackett
3	Derek Gustafson
2	Darcy Kuemper
1	Four Players Tied

TIES/OT LOSSES

45	Niklas Backstrom
28	Manny Fernandez
27	Dwayne Roloson
9	Jamie McLennan
8	Josh Harding
3	Jose Theodore

WIN % (MIN. 25 GAMES)

0.585	Niklas Backstrom
0.569	Jose Theodore
0.523	Manny Fernandez
0.472	Dwayne Roloson
0.451	Josh Harding
0.257	Jamie McLennan

GAA (MIN. 25 GAMES)

2.28	Dwayne Roloson
2.43	Niklas Backstrom
2.47	Manny Fernandez
2.64	Jamie McLennan
2.66	Josh Harding
2.71	Jose Theodore

SAVE % (MIN. 25 GAMES)

0.919	Dwayne Roloson
0.917	Niklas Backstrom
0.916	Jose Theodore
0.915	Josh Harding
0.914	Manny Fernandez
0.905	Jamie McLennan

SHUTOUTS

28	Niklas Backstrom
15	Dwayne Roloson
12	Manny Fernandez
6	Josh Harding
2	Jamie McLennan
1	Anton Khudobin
	Jose Theodore

GOALS ALLOWED

856	Niklas Backstrom
614	Manny Fernandez
367	Dwayne Roloson
281	Josh Harding
98	Jamie McLennan
81	Jose Theodore
27	Matt Hackett
10	Derek Gustafson
	Darcy Kuemper
6	Two Players Tied

SHOTS AGAINST

10,286	Niklas Backstrom
7,102	Manny Fernandez
4,548	Dwayne Roloson
3,294	Josh Harding
1,032	Jamie McLennan
963	Jose Theodore
315	Matt Hackett
134	Anton Khudobin
119	Darcy Kuemper
104	Derek Gustafson

SAVES

9,429	Niklas Backstrom
6,488	Manny Fernandez
4,181	Dwayne Roloson
3,013	Josh Harding
934	Jamie McLennan
882	Jose Theodore
288	Matt Hackett
128	Anton Khudobin
109	Darcy Kuemper
94	Derek Gustafson

SHOOTOUT SAVE %

1.000	Wade Dubielewicz
0.750	Dwayne Roloson
0.745	Manny Fernandez
0.727	Josh Harding
0.600	Matt Hackett
0.563	Niklas Backstrom
0.533	Jose Theodore



ALL-TIME LEADERS



SINGLE-SEASON LEADERS

GOALS			POWER-PLAY GOALS			SHORT-HANDED POINTS		
42	Marian Gaborik	2007-08	15	Brian Rolston	2005-06	9	Wes Walz	2000-01
38	Marian Gaborik	2005-06	13	Brian Rolston	2006-07	6	Mikko Koivu	2008-09
34	Brian Rolston	2005-06	12	Marian Gaborik	2006-07	5	Brian Rolston	2005-06
31	Brian Rolston	2006-07		Owen Nolan	2008-09	4	Antti Laaksonen	2000-01
	Brian Rolston	2007-08		Andrew Brunette	2009-10		Stacy Roest	2001-02
30	Marian Gaborik	2001-02	11	Brian Rolston	2007-08		Wes Walz	2005-06
	Marian Gaborik	2002-03		Marian Gaborik	2007-08		Kyle Brodziak	2010-11
	Marian Gaborik	2006-07	10	Five Players Tied			Matt Cullen	2010-11
25	Four Players Tied						Cal Clutterbuck	2011-12

ASSISTS			POWER-PLAY ASSISTS			GAME-WINNING GOALS		
50	Pierre-Marc Bouchard	2007-08	24	Pierre-Marc Bouchard	2005-06	8	Marian Gaborik	2002-03
49	Mikko Koivu	2009-10	22	Andrew Brunette	2001-02		Marian Gaborik	2007-08
48	Andrew Brunette	2001-02	21	Mikko Koivu	2008-09		Brian Rolston	2007-08
47	Mikko Koivu	2008-09		Brian Rolston	2006-07	7	Marian Gaborik	2005-06
45	Mikko Koivu	2010-11	20	Mikko Koivu	2009-10		Brian Rolston	2005-06
	Brian Rolston	2005-06		Marek Zidlicky	2009-10		Marian Gaborik	2007-08
42	Pierre-Marc Bouchard	2005-06	19	Pierre-Marc Bouchard	2006-07	6	Brian Rolston	2006-07
41	Marian Gaborik	2007-08		Pierre-Marc Bouchard	2007-08	5	Wes Walz	2001-02
40	Martin Havlat	2010-11	17	Four Players Tied			Cliff Ronning	2002-03
39	Pavel Demitra	2006-07; 2007-08					Owen Nolan	2008-09

POINTS			POWER-PLAY POINTS			OVERTIME GOALS		
83	Marian Gaborik	2007-08	34	Brian Rolston	2006-07	3	Marian Gaborik	2007-08
79	Brian Rolston	2005-06	32	Andrew Brunette	2001-02	2	Richard Park	2002-03
71	Mikko Koivu	2009-10		Brian Rolston	2005-06		Brent Burns	2006-07
69	Andrew Brunette	2001-02	31	Pierre-Marc Bouchard	2005-06	1	Several Players Tied	
67	Marian Gaborik	2001-02	28	Brian Rolston	2007-08			
	Mikko Koivu	2008-09		Mikko Koivu	2009-10			
66	Marian Gaborik	2005-06	26	Marian Gaborik	2001-02			
65	Marian Gaborik	2002-03		Pavel Demitra	2006-07			
64	Pavel Demitra	2006-07		Mikko Koivu	2008-09			
	Brian Rolston	2006-07	25	Three Players Tied				

PLUS/MINUS			SHORT-HANDED GOALS			EVEN STRENGTH GOALS		
22	Keith Carney	2006-07	7	Wes Walz	2000-01	30	Marian Gaborik	2007-08
17	Pascal Dupuis	2002-03	5	Brian Rolston	2005-06	26	Marian Gaborik	2005-06
	Marian Gaborik	2007-08	4	Stacy Roest	2001-02	24	Marian Gaborik	2002-03
16	Brent Burns	2006-07		Mikko Koivu	2008-09	20	Marian Gaborik	2001-02
15	Brad Bombardir	2002-03		Matt Cullen	2010-11	19	Brian Rolston	2007-08
	Willie Mitchell	2005-06		Cal Clutterbuck	2011-12		Martin Havlat	2010-11
14	Brian Rolston	2005-06	3	Wes Walz	2003-04	18	Guillaume Latendresse	2009-10
13	Willie Mitchell	2002-03	2	Several Players Tied		17	Four Players Tied	
	Pierre-Marc Bouchard	2006-07						
	Mikko Koivu	2007-08						

PENALTY MINUTES			SHORT-HANDED ASSISTS			SHOTS ON GOAL		
201	Matt Johnson	2002-03	3	Andrei Zyuzin	2002-03	305	Brian Rolston	2006-07
183	Matt Johnson	2001-02		Wes Walz	2005-06	293	Brian Rolston	2005-06
177	Matt Johnson	2003-04		Kyle Brodziak	2010-11	289	Brian Rolston	2007-08
173	Brad Staubitz	2010-11	2	Several Players Tied		280	Marian Gaborik	2002-03
158	Derek Boogaard	2005-06				278	Marian Gaborik	2007-08
148	Jason Marshall	2001-02				252	Marian Gaborik	2005-06
141	Aaron Voros	2007-08				246	Mikko Koivu	2009-10
137	Matt Johnson	2000-01				238	Dany Heatley	2011-12
131	Andy Sutton	2000-01				236	Mikko Koivu	2008-09
130	Sylvain Blouin	2001-02				229	Martin Havlat	2010-11

SINGLE-SEASON LEADERS



MULTI-POINT GAMES			WINS			SHUTOUTS		
22	Marian Gaborik	2005-06	37	Niklas Backstrom	2008-09	8	Niklas Backstrom	2008-09
20	Brian Rolston	2005-06	33	Niklas Backstrom	2007-08	5	Dwayne Roloson	2001-02
	Pavel Demitra	2006-07	30	Manny Fernandez	2005-06		Dwayne Roloson	2003-04
	Marian Gaborik	2007-08	26	Niklas Backstrom	2009-10		Niklas Backstrom	2006-07
	Mikko Koivu	2009-10	24	Niklas Backstrom	2012-13	4	Manny Fernandez	2000-01
19	Marian Gaborik	2001-02	23	Dwayne Roloson	2002-03		Dwayne Roloson	2002-03
18	Andrew Brunette	2001-02		Niklas Backstrom	2006-07		Niklas Backstrom	2007-08
17	Marian Gaborik	2006-07	22	Manny Fernandez	2006-07		Niklas Backstrom	2011-12
16	Four Players Tied			Niklas Backstrom	2010-11	3	Niklas Backstrom	2010-11
			19	Four Players Tied				

FACEOFF WIN % (MIN. 250 FACEOFFS)			LOSSES			GOALS ALLOWED		
60.7	Zenon Konopka	2012-13	24	Manny Fernandez	2001-02	159	Niklas Backstrom	2008-09
57.6	Eric Belanger	2009-10		Niklas Backstrom	2008-09	158	Niklas Backstrom	2009-10
57.0	Stacy Roest	2000-01	23	Jamie McLennan	2000-01	132	Niklas Backstrom	2010-11
56.9	Mikko Koivu	2009-10		Niklas Backstrom	2009-10	131	Niklas Backstrom	2007-08
56.1	Matt Cullen	2010-11		Niklas Backstrom	2010-11	130	Manny Fernandez	2005-06
55.0	Stacy Roest	2001-02	20	Dwayne Roloson	2001-02	125	Manny Fernandez	2001-02
54.8	Warren Peters	2011-12	18	Dwayne Roloson	2003-04	112	Dwayne Roloson	2001-02
54.7	Matt Cullen	2012-13		Manny Fernandez	2005-06	105	Niklas Backstrom	2011-12
54.0	Mikko Koivu	2012-13		Niklas Backstrom	2011-12	103	Manny Fernandez	2006-07
53.6	Marc Chouinard	2003-04	17	Two Players Tied		98	Three Players Tied	

GAMES PLAYED IN (GOALTENDER)			OT LOSSES/TIES			SHOTS AGAINST		
71	Niklas Backstrom	2008-09	11	Dwayne Roloson	2003-04	2,059	Niklas Backstrom	2008-09
60	Niklas Backstrom	2009-10	9	Jamie McLennan	2000-01	1,632	Niklas Backstrom	2009-10
58	Manny Fernandez	2005-06		Manny Fernandez	2003-04	1,629	Niklas Backstrom	2007-08
	Niklas Backstrom	2007-08	8	Dwayne Roloson	2002-03	1,612	Manny Fernandez	2005-06
51	Niklas Backstrom	2010-11		Niklas Backstrom	2007-08	1,566	Niklas Backstrom	2010-11
50	Dwayne Roloson	2002-03		Niklas Backstrom	2008-09	1,334	Dwayne Roloson	2002-03
48	Dwayne Roloson	2003-04		Niklas Backstrom	2009-10	1,323	Dwayne Roloson	2003-04
46	Niklas Backstrom	2011-12	7	Dwayne Roloson	2001-02	1,200	Niklas Backstrom	2011-12
45	Dwayne Roloson	2001-02		Manny Fernandez	2006-07	1,158	Manny Fernandez	2006-07
44	Two Players Tied			Niklas Backstrom	2011-12	1,157	Manny Fernandez	2001-02

GAMES STARTED (GOALTENDER)			GOALS AGAINST AVG. (MIN. 25 GP)			SAVES		
71	Niklas Backstrom	2008-09	1.88	Dwayne Roloson	2003-04	1,900	Niklas Backstrom	2008-09
58	Niklas Backstrom	2009-10	1.97	Niklas Backstrom	2006-07	1,498	Niklas Backstrom	2007-08
57	Manny Fernandez	2005-06	2.00	Dwayne Roloson	2002-03	1,482	Manny Fernandez	2005-06
	Niklas Backstrom	2007-08	2.24	Manny Fernandez	2000-01	1,474	Niklas Backstrom	2009-10
50	Niklas Backstrom	2010-11		Manny Fernandez	2002-03	1,434	Niklas Backstrom	2010-11
47	Dwayne Roloson	2002-03	2.29	Manny Fernandez	2005-06	1,236	Dwayne Roloson	2002-03
46	Dwayne Roloson	2003-04	2.31	Niklas Backstrom	2007-08	1,234	Dwayne Roloson	2003-04
45	Niklas Backstrom	2011-12	2.33	Niklas Backstrom	2008-09	1,194	Niklas Backstrom	2011-12
42	Three Players Tied		2.43	Niklas Backstrom	2011-12	1,055	Manny Fernandez	2000-01
			2.48	Niklas Backstrom	2012-13		Manny Fernandez	2006-07

MINUTES PLAYED (GOALTENDER)			SAVE PERCENTAGE (MIN. 25 GP)			GOAL SUPPORT (MIN. 25 GP)		
4,088	Niklas Backstrom	2008-09	.933	Dwayne Roloson	2003-04	2.74	Manny Fernandez	2005-06
3,489	Niklas Backstrom	2009-10	.929	Niklas Backstrom	2006-07	2.69	Niklas Backstrom	2007-08
3,411	Manny Fernandez	2005-06	.927	Dwayne Roloson	2002-03	2.67	Niklas Backstrom	2006-07
3,409	Niklas Backstrom	2007-08	.924	Manny Fernandez	2002-03		Niklas Backstrom	2008-09
2,978	Niklas Backstrom	2010-11	.923	Niklas Backstrom	2008-09	2.65	Manny Fernandez	2006-07
2,945	Dwayne Roloson	2002-03	.922	Niklas Backstrom	2011-12	2.64	Manny Fernandez	2002-03
2,847	Dwayne Roloson	2003-04	.920	Manny Fernandez	2000-01	2.63	Niklas Backstrom	2009-10
2,590	Niklas Backstrom	2011-12		Niklas Backstrom	2007-08	2.56	Josh Harding	2007-08
2,506	Dwayne Roloson	2001-02	.919	Manny Fernandez	2005-06	2.54	Dwayne Roloson	2001-02
2,463	Manny Fernandez	2001-02	.917	Josh Harding	2011-12		Josh Harding	2009-10



BEST & WORST STARTS

GAME	RECORD	PTS	LAST TIME...
1	1-0-0	2	2012-13 (7x)
2	2-0-0	4	2012-13 (3x)
3	3-0-0	6	2008-09 (3x)
4	4-0-0	8	2008-09 (3x)
5	5-0-0	10	2007-08 (2x)
6	6-0-0	12	2006-07
7	6-0-1	13	2008-09 (2x)
8	7-0-1	15	2007-08
9	8-1-0	16	2006-07
10	9-1-0	18	2006-07
11	9-2-0	18	2006-07 (2x)
12	10-2-0	20	2006-07
13	10-3-0	20	2006-07 (2x)
14	10-4-0	20	2006-07 (2x)
15	11-4-0	22	2006-07 (2x)
16	11-4-1	23	2008-09
17	11-5-1	23	2008-09
18	12-6-0	24	2006-07
19	11-5-3	25	2011-12 (4x)
20	12-5-3	27	2011-12
21	13-5-3	29	2011-12
22	13-5-4	30	2002-03
23	13-6-4	30	2002-03
24	14-7-3	31	2011-12 (2x)
25	15-7-3	33	2011-12
26	16-7-3	35	2011-12
27	17-7-3	37	2011-12
28	18-7-3	39	2011-12
29	19-7-3	41	2011-12
30	20-7-3	43	2011-12
31	20-8-3	43	2011-12
32	20-8-4	44	2011-12
33	20-8-5	45	2011-12
34	20-9-5	45	2011-12
35	20-10-5	45	2011-12
36	20-11-5	45	2011-12
37	20-12-5	45	2011-12
38	20-12-6	46	2011-12 (3x)
39	21-12-6	48	2011-12 (2x)
40	21-11-8	50	2002-03
41	21-12-8	50	2002-03
42	21-13-8	50	2002-03
43	24-17-2	50	2007-08 (2x)
44	25-17-2	52	2007-08 (2x)
45	26-17-2	54	2007-08
46	26-17-3	55	2007-08
47	26-18-3	55	2007-08
48	27-18-3	57	2007-08
49	25-16-8	58	2002-03
50	28-19-3	59	2007-08
51	29-19-3	61	2007-08
52	30-19-3	63	2007-08
53	30-19-4	64	2007-08
54	30-20-4	64	2007-08
55	31-20-4	66	2007-08
56	32-20-4	68	2007-08
57	32-21-4	68	2007-08
58	33-21-4	70	2007-08
59	34-21-4	72	2007-08
60	34-21-5	73	2007-08
61	34-22-5	73	2007-08
62	34-23-5	73	2007-08 (2x)
63	35-23-5	75	2006-07
64	35-23-6	76	2006-07
65	36-23-6	78	2006-07
66	37-24-5	79	2007-08 (2x)
67	37-25-5	79	2007-08 (2x)
68	37-24-7	81	2006-07
69	38-24-7	83	2006-07
70	39-24-7	85	2006-07
71	40-24-7	87	2006-07
72	41-24-7	89	2006-07
73	42-24-7	91	2006-07
74	43-24-7	93	2006-07
75	44-24-7	95	2006-07
76	45-24-7	97	2006-07
77	45-24-8	98	2006-07
78	45-25-8	98	2006-07
79	45-26-8	98	2006-07
80	46-26-8	100	2006-07
81	47-26-8	102	2006-07
82	48-26-8	104	2006-07

GAME	RECORD	PTS	LAST TIME...
1	0-1-0	0	2010-11 (4x)
2	0-2-0	0	2000-01
3	0-2-1	1	2000-01
4	0-3-1	1	2000-01
5	0-4-1	1	2000-01
6	1-5-0	2	2009-10
7	1-6-0	2	2009-10
8	1-5-2	4	2000-01
9	2-7-0	4	2009-10
10	1-6-3	5	2000-01
11	3-8-0	6	2009-10
12	3-9-0	6	2009-10
13	2-8-3	7	2000-01
14	3-8-3	9	2000-01
15	3-9-3	9	2000-01
16	3-10-3	9	2000-01
17	4-10-3	11	2000-01
18	4-10-4	12	2000-01
19	4-11-4	12	2000-01
20	4-12-4	12	2000-01
21	5-12-4	14	2000-01
22	5-12-5	15	2000-01
23	6-12-5	17	2000-01
24	7-12-5	19	2000-01
25	7-13-5	19	2000-01
26	7-14-5	19	2000-01
27	7-15-5	19	2000-01
28	8-15-5	21	2000-01
29	8-15-6	22	2000-01
30	8-16-6	22	2000-01
31	8-16-7	23	2000-01
32	8-17-7	23	2000-01
33	9-17-7	25	2000-01
34	9-17-8	26	2000-01
35	10-17-8	28	2000-01
36	11-17-8	30	2000-01
37	11-17-9	31	2000-01
38	12-17-9	33	2000-01
39	12-17-10	34	2000-01
40	13-17-10	36	2000-01
41	13-18-10	36	2000-01
42	14-18-10	38	2000-01
43	14-19-10	38	2000-01
44	14-20-10	38	2000-01
45	14-21-10	38	2000-01
46	15-21-10	40	2000-01
47	16-21-10	42	2000-01
48	16-22-10	42	2000-01
49	17-22-10	44	2000-01
50	17-21-12	46	2001-02 (2x)
51	17-22-12	46	2001-02
52	17-22-13	47	2001-02
53	17-22-14	48	2001-02
54	17-23-14	48	2001-02
55	17-24-14	48	2001-02
56	17-25-14	48	2001-02
57	17-26-14	48	2001-02
58	18-26-14	50	2001-02
59	18-26-15	51	2001-02
60	18-27-15	51	2001-02
61	19-27-15	53	2001-02
62	19-28-15	53	2001-02
63	19-28-16	54	2001-02
64	20-28-16	56	2001-02 (2x)
65	21-28-16	58	2001-02 (2x)
66	23-30-13	59	2000-01
67	23-31-13	59	2000-01
68	24-31-13	61	2000-01
69	24-31-14	62	2000-01
70	24-31-15	63	2000-01
71	24-32-15	63	2000-01
72	24-33-15	63	2000-01
73	24-34-15	63	2000-01
74	24-34-16	64	2000-01
75	24-35-16	64	2000-01
76	24-35-17	65	2000-01
77	24-36-17	65	2000-01
78	24-37-17	65	2000-01
79	24-38-17	65	2000-01
80	24-38-18	66	2000-01
81	25-38-18	68	2000-01
82	25-39-18	68	2000-01

ALL-TIME OVERTIME RESULTS



REGULAR SEASON				
SEASON	OT GAMES	HOME (W-L-T)	ROAD (W-L-T)	TOTAL (W-L-T)
2000-01	22	2-4-10	2-1-3	4-5-13
2001-02	21	0-5-8	0-4-4	0-9-12
2002-03	19	5-0-3	3-1-7	8-1-10
2003-04	24	1-2-7	0-1-13	1-3-20
2005-06	14	3-2	3-6	6-8
2006-07	25	12-5	5-3	17-8
2007-08	19	6-5	3-5	9-10
2008-09	17	4-7	4-2	8-9
2009-10	18	6-4	4-4	10-8
2010-11	16	3-5	5-3	8-8
2011-12	24	7-4	6-7	13-11
2012-13	10	5-2	2-1	7-3
TOTALS	229	54-45-28	37-38-27	91-83-55

DATE	RESULT	GW/GT GOAL (time of goal)
Anaheim (7-2-2)		
12/8/00	1-0 Loss	Oleg Tverdokovsky (0:21 of OT)
1/11/02	2-2 Tie	Paul Kariya (11:34 of 2nd)
1/23/02	3-2 Loss	Keith Carney (4:02 of OT)
1/20/03	2-1 Win	Antti Laaksonen (2:53 of OT)
11/30/03	1-1 Tie	Sandis Ozolinsh (18:35 of 2nd)
11/6/05	4-3 Win	Randy Robitaille (Shootout)
10/27/06	3-2 Win	Mikko Koivu (Shootout)
10/6/09	4-3 Win	Andrew Brunette (3:08 of OT)
12/4/09	5-4 Win	Guillaume Latendresse (Shootout)
11/17/10	2-1 Win	Antti Miettinen (3:36 of OT)
2/25/11	3-2 Win	Pierre-Marc Bouchard (4:53 of OT)
Boston (0-1-0)		
11/25/09	2-1 Loss	David Krejci (Shootout)
Buffalo (0-2-0)		
10/23/08	4-3 Loss	Derek Roy (0:44 of OT)
3/6/11	3-2 Loss	Drew Stafford (0:46 of OT)
Calgary (9-7-4)		
11/5/00	3-2 Win	Antti Laaksonen (3:11 of OT)
11/22/00	1-1 Tie	Marc Savard (3:37 of 3rd)
3/1/01	1-1 Tie	Jason Wiemer (14:48 of 3rd)
1/28/02	3-2 Loss	Jarome Iginla (0:46 of OT)
10/22/02	4-3 Win	Cliff Ronning (1:58 of OT)
12/5/02	1-1 Tie	Andrew Brunette (13:27 of 1st)
12/29/03	2-2 Tie	Richard Park (2:45 of 3rd)
12/7/06	3-2 Win	Mikko Koivu (Shootout)
1/26/07	2-1 Win	Pavol Demitra (Shootout)
2/28/07	2-1 Loss	Jarome Iginla (Shootout)
3/27/07	1-0 Loss	Alex Tanguay (Shootout)
1/16/08	3-2 Loss	Kristian Huselius (Shootout)
12/17/08	3-2 Loss	Todd Bertuzzi (3:48 of OT)
2/19/09	3-2 Loss	Adrian Aucoin (3:50 of OT)
12/11/09	2-1 Win	Martin Havlat (3:15 of OT)

DATE	RESULT	GW/GT GOAL (time of goal)
12/3/10	3-2 Loss	Rene Bourque (Shootout)
4/8/10	2-1 Win	Brent Burns (Shootout)
3/22/12	3-2 Win	Devin Setoguchi (Shootout)
2/11/13	2-1 Win	Mikko Koivu (Shootout)
2/26/13	2-1 Win	Zach Parise (0:27 of OT)
Carolina (1-2-2)		
12/13/00	1-1 Tie	Jeff O'Neill (9:13 of 2nd)
2/27/04	3-3 Tie	Ron Francis (15:45 of 3rd)
10/24/09	3-2 Win	Cal Clutterbuck (1:55 of OT)
11/15/09	5-4 Loss	Jussi Jokinen (Shootout)
10/8/10	2-1 Loss	Jeff Skinner (Shootout)
Chicago (8-1-1)		
12/26/02	2-2 Tie	Theoren Fleury (3:06 of 3rd)
3/28/03	4-3 Win	Richard Park (1:14 of OT)
12/05/06	3-2 Win	Pierre-Marc Bouchard (Shootout)
12/09/06	5-4 Win	Mark Parrish (3:18 of OT)
1/14/07	4-3 Win	Pavol Demitra (Shootout)
1/9/10	6-5 Win	Owen Nolan (Shootout)
12/14/11	4-3 Loss	Jonathan Toews (Shootout)
4/1/12	5-4 Win	Devin Setoguchi (Shootout)
4/5/12	2-1 Win	Devin Setoguchi (Shootout)
1/30/13	3-2 Win	Matt Cullen (Shootout)
Colorado (8-6-3)		
12/16/01	3-2 Loss	Joe Sakic (4:09 of OT)
10/27/02	3-3 Tie	Antti Laaksonen (14:50 of 3rd)
10/29/02	3-2 Win	Lubomir Sekeras (3:43 of OT)
11/29/02	2-2 Tie	Antti Laaksonen (4:25 of 3rd)
11/04/03	4-4 Tie	Steve Konowalchuk (11:55 of 3rd)
3/31/04	5-4 Win	Marc Chouinard (0:53 of OT)
10/5/06	3-2 Win	Todd White (1:03 of OT)
11/18/06	2-1 Loss	Joe Sakic (Shootout)
1/6/07	2-1 Loss	Milan Hejduk (Shootout)
3/11/07	3-2 Win	Brent Burns (4:41 of OT)



ALL-TIME OVERTIME RESULTS

DATE	RESULT	GW/GT GOAL (time of goal)
3/30/08	3-2 Win	Marian Gaborik (3:10 of OT)
4/6/08	4-3 Loss	Wojtek Wolski (Shootout)
3/12/09	2-1 Loss	Wojtek Wolski (Shootout)
3/17/09	3-2 Win	Marek Zidlicky (Shootout)
10/21/09	3-2 Win	Mikko Koivu (Shootout)
11/28/09	3-2 Win	Mikko Koivu (Shootout)
2/14/13	4-3 Loss	Milan Hejduk (Shootout)
Columbus (3-6-1)		
1/17/01	3-2 Win	Sean O'Donnell (3:53 of OT)
2/12/02	3-3 Tie	Sergei Zholtok (17:28 of 3rd)
1/31/04	2-1 Loss	Anders Eriksson (2:59 of OT)
10/28/05	2-1 Loss	Trevor Letowski (Shootout)
11/30/05	3-2 Loss	Jaroslav Balastik (Shootout)
12/29/06	4-3 Win	Wes Walz (1:29 of OT)
11/15/08	3-2 Win	Marek Zidlicky (Shootout)
12/27/10	4-3 Loss	Kyle Wilson (Shootout)
3/19/11	5-4 Loss	Antoine Vermette (4:26 of OT)
4/13/13	3-2 Loss	Mark Letestu (Shootout)
Dallas (2-7-1)		
4/10/02	4-4 Tie	Andrew Brunette (8:41 of 3rd)
3/21/03	3-2 Win	Wes Walz (1:30 of OT)
12/2/06	4-3 Loss	Jussi Jokinen (Shootout)
4/15/06	4-3 Loss	Trevor Daley (4:26 of OT)
1/20/07	2-1 Loss	Stu Barnes (Shootout)
2/20/07	2-1 Win	Mikko Koivu (Shootout)
3/14/09	3-2 Loss	Nicklas Grossman (2:23 of OT)
4/10/10	4-3 Loss	Jamie Benn (Shootout)
12/4/10	4-3 Loss	Stephane Robidas (3:37 of OT)
2/4/12	2-1 Loss	Jamie Benn (Shootout)
Detroit (5-6-3)		
1/5/01	3-2 Win	Filip Kuba (2:58 of OT)
3/11/01	3-2 Loss	Brendan Shanahan (0:37 of OT)
12/26/01	3-3 Tie	Luc Robitaille (13:34 of 3rd)
11/15/03	1-1 Tie	Steve Yzerman (12:18 of 3rd)
12/26/03	2-2 Tie	Kris Draper (7:23 of 3rd)
12/23/06	3-2 Win	Pierre-Marc Bouchard (0:45 of OT)
1/10/08	6-5 Win	Marian Gaborik (Shootout)
2/5/08	3-2 Loss	Brett Lebda (1:37 of OT)
1/3/09	3-2 Loss	Pavel Datsyuk (Shootout)
1/21/10	4-3 Loss	Drew Miller (Shootout)
11/19/10	4-3 Win	John Madden (4:18 of OT)
2/20/11	2-1 Loss	Pavel Datsyuk (Shootout)
10/15/11	3-2 Loss	Johan Franzen (4:11 of OT)
11/1/11	2-1 Win	Devin Setoguchi (1:33 of OT)
Edmonton (8-5-4)		
11/12/00	5-4 Loss	Doug Weight (1:24 of OT)
4/4/01	2-2 Tie	Doug Weight (19:12 of 3rd)
10/14/01	3-3 Tie	Rem Murray (3:26 of 3rd)
4/2/02	2-1 Loss	Mike Grier (2:15 of OT)

DATE	RESULT	GW/GT GOAL (time of goal)
12/3/02	2-1 Loss	Mike York (1:29 of OT)
12/17/02	4-3 Win	Richard Park (4:43 of OT)
1/2/03	2-1 Win	Jim Dowd (4:16 of OT)
12/18/03	1-1 Tie	Brad Isbister (19:59 of 3rd)
12/30/03	2-2 Tie	Mike York (17:43 of 3rd)
4/6/06	2-1 Win	Brian Rolston (Shootout)
10/25/07	5-4 Loss	Ales Hemsky (Shootout)
12/29/07	5-4 Win	Petteri Nummelin (1:50 of OT)
2/8/09	3-2 Win	Mikko Koivu (Shootout)
3/5/10	2-1 Loss	Mike Comrie (Shootout)
10/13/11	2-1 Win	Devin Setoguchi (Shootout)
10/20/11	2-1 Win	Matt Cullen (Shootout)
11/30/11	3-2 Win	Kyle Brodziak (Shootout)
Florida (2-1-1)		
10/22/00	0-0 Tie	Scoreless Tie
3/9/10	3-2 Loss	Cory Stillman (Shootout)
2/23/12	3-2 Win	Erik Christensen (Shootout)
3/29/12	3-2 Win	Mikko Koivu (0:15 of OT)
Los Angeles (7-5-5)		
11/18/01	2-2 Tie	Steve Heinze (7:29 of 3rd)
11/19/02	2-2 Tie	Sergei Zholtok (5:48 of 3rd)
1/14/04	2-2 Tie	Nick Schultz (8:06 of 2nd)
1/26/04	2-2 Tie	Luc Robitaille (17:56 of 3rd)
03/04/04	1-1 Tie	Jason Wiemer (17:43 of 3rd)
10/09/05	2-1 Loss	Pavol Demitra (3:31 of OT)
3/07/06	3-2 Loss	Lubomir Visnovsky (1:21 of OT)
10/18/06	2-1 Win	Marian Gaborik (0:25 of OT)
11/11/06	3-2 Win	Todd White (Shootout)
10/16/07	4-3 Loss	Mike Cammalleri (Shootout)
3/2/08	2-1 Win	Martin Skoula (3:45 of OT)
2/24/09	2-1 Loss	Drew Doughty (Shootout)
10/25/10	3-2 Loss	Michal Handzus (Shootout)
12/11/10	3-2 Win	Brent Burns (2:50 of OT)
2/1/11	1-0 Win	Pierre-Marc Bouchard (Shootout)
3/31/12	4-3 Win	Erik Christensen (Shootout)
3/30/13	4-3 Win	Mikko Koivu (Shootout)
Montreal (1-2-1)		
10/24/00	2-2 Tie	Eric Weinrich (13:22 of 3rd)
1/29/04	3-2 Loss	Richard Zednik (4:32 of OT)
12/17/05	4-3 Win	Kurtis Foster (3:13 of OT)
3/1/12	5-4 Loss	David Desharnais (Shootout)
Nashville (5-2-5)		
3/21/01	0-0 Tie	Scoreless Tie
1/10/02	2-2 Tie	Greg Johnson (16:46 of 2nd)
3/6/03	2-2 Tie	Pascal Dupuis (8:28 of 2nd)
12/23/03	3-3 Tie	Jason Wiemer (16:55 of 2nd)
1/12/04	3-3 Tie	Sergei Zholtok (19:46 of 3rd)
11/16/06	7-6 Win	Brian Rolston (Shootout)
2/17/08	5-4 Win	Marian Gaborik (4:55 of OT)

ALL-TIME OVERTIME RESULTS



DATE	RESULT	GW/GT GOAL (time of goal)
12/2/09	5-4 Win	Andrew Ebbett (1:26 of OT)
12/28/11	2-1 Loss	Colin Wilson (Shootout)
4/3/12	2-1 Loss	Alexander Radulov (Shootout)
2/9/13	2-1 Win	Devin Setoguchi (4:21 of OT)
3/9/13	2-1 Win	Matt Cullen (Shootout)
New Jersey (0-2-2)		
1/26/02	2-2 Tie	Stacy Roest (13:07 of 2nd)
2/17/04	4-4 Tie	Brian Gionta (13:33 of 3rd)
12/3/05	3-2 Loss	Victor Kozlov (Shootout)
3/13/08	4-3 Loss	Jamie Langenbrunner (Shootout)
N.Y. Islanders (1-1-0)		
2/9/08	4-3 Win	Brent Burns (2:34 of OT)
12/17/11	2-1 Loss	Frans Nielsen (Shootout)
N.Y. Rangers (0-1-0)		
3/5/02	3-2 Loss	Brian Leetch (3:44 of OT)
Ottawa (0-2-1)		
12/20/00	2-2 Tie	Darby Hendrickson (5:37 of 3rd)
3/12/02	4-3 Loss	Magnus Arvedson (1:41 of OT)
10/11/11	4-3 Loss	Jason Spezza (Shootout)
Philadelphia (1-0-1)		
10/11/00	3-3 Tie	Eric Desjardins (10:37 of 3rd)
3/25/10	4-3 Win	Kyle Brodziak (2:33 of OT)
Phoenix (3-2-3)		
12/29/00	2-2 Tie	Jim Dowd (3:48 of 3rd)
11/20/01	2-1 Loss	Claude Lemieux (4:36 of OT)
3/17/02	2-2 Tie	Marian Gaborik (17:43 of 3rd)
3/7/04	1-1 Tie	Andrew Brunette (18:26 of 1st)
3/22/04	3-2 Loss	Mike Comrie (4:35 of OT)
1/2/11	6-5 Win	Cam Barker (0:46 of OT)
3/8/12	3-2 Win	Dany Heatley (Shootout)
3/27/13	4-3 Win	Mikko Koivu (2:43 of OT)
Pittsburgh (1-0-1)		
11/14/02	1-1 Tie	Richard Park (8:10 of 2nd)
11/18/08	2-1 Win	Marek Zidlicky (Shootout)
San Jose (5-3-2)		
10/6/01	0-0 Tie	Scoreless Tie
10/16/01	3-3 Tie	Mike Ricci (17:28 of 3rd)
10/31/02	2-1 Win	Sergei Zholtok (4:50 of 3rd)
2/3/06	3-2 Win	Brian Rolston (Shootout)
3/9/08	3-2 Loss	Patrick Marleau (Shootout)
3/19/08	4-3 Loss	Jeremy Roenick (Shootout)
12/31/08	3-2 Win	Brent Burns (1:38 of OT)
3/5/09	4-3 Win	Mikko Koivu (4:46 of OT)
3/10/09	5-4 Loss	Christian Ehrhoff (3:34 of OT)
1/10/12	5-4 Win	Matt Cullen (Shootout)
St. Louis (6-5-5)		
3/6/01	3-3 Tie	Cam Stewart (17:59 of 3rd)
3/14/01	1-0 Loss	Scott Young (3:09 of OT)
10/19/01	3-2 Loss	Keith Tkachuk (0:46 of OT)

DATE	RESULT	GW/GT GOAL (time of goal)
12/2/01	4-4 Tie	Al Macinnis (17:59 of 3rd)
10/12/02	2-2 Tie	Andrew Brunette (19:44 of 3rd)
1/5/04	1-1 Tie	Andrei Zyuzin (13:25 of 2nd)
1/17/04	2-2 Tie	Doug Weight (18:23 of 3rd)
3/10/06	2-1 Loss	Lee Stempniak (0:25 of OT)
4/04/06	5-4 Win	Brian Rolston (Shootout)
11/30/07	3-2 Win	Marian Gaborik (2:21 of OT)
2/10/08	2-1 Win	Brent Burns (Shootout)
2/11/11	5-4 Win	John Madden (Shootout)
3/29/11	3-2 Win	Mikko Koivu (Shootout)
11/19/11	3-2 Win	Matt Cullen (Shootout)
1/14/12	3-2 Loss	Kevin Shattenkirk (Shootout)
1/27/13	4-5 Loss	Vladimir Sobotka (2:16 of OT)
Tampa Bay (1-1-1)		
3/17/03	3-3 Tie	Andrew Brunette (15:35 of 3rd)
10/18/08	1-0 Win	Antti Miettinen (Shootout)
11/12/09	4-3 Loss	Vincent Lecavalier (Shootout)
Vancouver (6-9-5)		
1/30/01	3-2 Loss	Mattias Ohlund (1:43 of OT)
3/4/01	4-3 Win	Aaron Gavey (2:26 of OT)
3/25/01	2-2 Tie	Filip Kuba (4:23 of 3rd)
4/5/02	5-4 Loss	Brendan Morrison (2:23 of OT)
1/28/03	2-2 Tie	Sergei Zholtok (9:38 of 3rd)
10/18/03	2-2 Tie	Henrik Sedin (18:28 of 3rd)
12/06/03	1-1 Tie	Trevor Linden (17:08 of 3rd)
3/10/04	1-1 Tie	Geoff Sanderson (15:43 of 3rd)
2/12/06	3-2 Loss	Daniel Sedin (1:26 of OT)
3/31/06	2-1 Win	Mikko Koivu (Shootout)
10/10/06	2-1 Win	Petteri Nummelin (Shootout)
2/14/07	3-2 Loss	Sami Salo (4:20 of OT)
3/4/07	4-3 Loss	Daniel Sedin (Shootout)
3/11/07	3-2 Win	Brent Burns (4:24 of OT)
2/14/08	5-4 Win	Mikko Koivu (Shootout)
2/20/08	3-2 Loss	Daniel Sedin (3:18 of OT)
1/31/09	4-3 Win	Marc-Andre Bergeron (1:52 of OT)
3/31/09	2-1 Loss	Henrik Sedin (4:00 of OT)
4/4/10	4-3 Loss	Sami Salo (2:15 of OT)
10/22/11	3-2 Loss	Sami Salo (4:39 of OT)
Washington (1-0-0)		
10/12/06	3-2 Win	Mikko Koivu (Shootout)
Winnipeg (0-2-1)		
1/3/01	1-1 Tie	Donald Audette (4:36 of 1st)
3/7/08	3-2 Loss	Erik Christensen (Shootout)
2/16/12	4-3 Loss	Evander Kane (Shootout)



ALL-TIME SHOOTOUT RESULTS

SEASON	SHOOTOUTS	HOME	ROAD	TOTAL
2005-06	8	2-1	3-2	5-3
2006-07	17	7-4	3-3	10-7
2007-08	11	0-3	3-5	3-8
2008-09	8	3-2	2-1	5-3
2009-10	12	3-4	2-3	5-7
2010-11	8	1-3	2-2	3-5
2011-12	20	6-3	5-6	11-9
2012-13	6	2-2	2-0	4-2
TOTALS	90	24-22	22-22	46-44

OPPONENT	DATE	WILD	OPP	GOALTENDERS	DECIDING GOAL
Anaheim (3-0)	11/06/05	2-3	1-3	Fernandez/Giguere	Randy Robitaille
	10/27/06	1-2	0-3	Fernandez/Giguere	Mikko Koivu
	12/4/09	2-4	1-4	Backstrom/Hiller	Guillaume Latendresse
Boston (0-1)	11/25/09	1-4	2-4	Backstrom/Rask	David Krejci
Calgary (5-4)	12/07/06	2-2	1-3	Fernandez/Kiprusoff	Mikko Koivu
	01/26/07	2-2	0-2	Backstrom/Kiprusoff	Pavol Demitra
	02/28/07	0-3	1-3	Harding/Kiprusoff	Jarome Iginla
	03/27/07	0-2	2-2	Backstrom/Kiprusoff	Alex Tanguay
	01/16/08	0-2	2-3	Backstrom/Kiprusoff	Kristian Huselius
	12/3/10	1-3	2-3	Backstrom/Karlsson	Rene Bourque
	4/8/10	2-3	0-2	Dubielewicz/Kiprusoff	Brent Burns
	3/22/12	1-4	0-4	Harding/Kiprusoff	Devin Setoguchi
Carolina (0-2)	2/11/13	2-2	1-3	Backstrom/Irving	Mikko Koivu
	11/15/09	0-3	1-3	Backstrom/Leighton	Jussi Jokinen
	10/8/10	0-3	1-3	Backstrom/Ward	Jeff Skinner
Chicago (6-1)	12/05/06	3-6	2-6	Fernandez/Khabibulin	Pierre-Marc Bouchard
	1/14/07	1-2	0-3	Fernandez/Khabibulin	Pavol Demitra
	1/9/10	2-8	1-8	Harding/Huet	Owen Nolan
	12/14/11	0-2	2-2	Backstrom/Emery	Jonathan Toews
	4/1/12	2-3	1-3	Harding/Emery	Devin Setoguchi
	4/5/12	1-3	0-3	Harding/Crawford	Devin Setoguchi
	2/4/12	1-3	2-2	Backstrom/Lehtonen	Jamie Benn
	1/30/13	2-3	1-3	Backstrom/Crawford	Matt Cullen
Colorado (3-5)	11/18/06	1-3	2-3	Backstrom/Budaj	Joe Sakic
	1/6/07	1-4	2-4	Fernandez/Budaj	Milan Hejduk
	4/6/08	0-2	2-2	Harding/Theodore	Wojtek Wolski
	3/12/09	2-2	0-2	Backstrom/Budaj	Wojtek Wolski
	3/17/09	2-3	1-3	Backstrom/Budaj	Marek Zidlicky
	10/21/09	1-3	0-3	Backstrom/Anderson	Mikko Koivu
	11/28/09	2-2	0-2	Harding/Anderson	Mikko Koivu
	2/14/13	0-2	2-2	Backstrom/Giguere	Milan Hejduk
Columbus (1-4)	10/28/05	1-8	2-8	Roloson/Prusek	Trevor Letowski
	11/30/05	0-3	1-3	Fernandez/Leclaire	Jaroslav Balastik
	11/15/08	2-3	0-2	Backstrom/Mason	Marek Zidlicky
	12/27/10	1-2	3-3	Theodore/Mason	Kyle Wilson
	4/13/13	0-2	2-2	Backstrom/Bobrovsky	Mark Letestu
Dallas (1-4)	12/02/06	1-3	3-3	Backstrom/Turco	Jussi Jokinen
	1/20/07	2-9	3-9	Backstrom/Turco	Stu Barnes
	2/20/07	1-3	0-3	Backstrom/Turco	Mikko Koivu
	4/10/10	0-4	1-4	Backstrom/Lehtonen	Jamie Benn
	2/4/12	1-3	2-2	Backstrom/Lehtonen	Jamie Benn



ALL-TIME SHOOTOUT RESULTS

OPPONENT	DATE	WILD	OPP	GOALTENDERS	DECIDING GOAL
Detroit (1-3)	1/10/08	2-3	1-3	Harding/Osgood	Marian Gaborik
	1/03/08	0-3	1-2	Harding/Osgood	Pavel Datsyuk
	1/21/10	2-8	3-8	Backstrom/Howard	Drew Miller
	2/20/11	0-2	2-3	Backstrom/Howard	Pavel Datsyuk
Edmonton (5-2)	4/06/06	2-3	1-3	Fernandez/Roloson	Brian Rolston
	10/25/07	1-3	2-3	Harding/Roloson	Ales Hemsky
	2/8/09	1-4	0-4	Backstrom/Roloson	Mikko Koivu
	3/5/10	2-6	3-6	Backstrom/Deslauriers	Mike Comrie
	10/13/11	2-4	1-4	Backstrom/Khabibulin	Devin Setoguchi
	10/20/11	1-2	0-3	Backstrom/Khabibulin	Matt Cullen
Florida (1-1)	11/30/11	4-6	3-6	Backstrom/Khabibulin	Kyle Brodziak
	3/9/10	0-4	1-4	Backstrom/Vokoun	Cory Stillman
	2/23/12	2-2	0-2	Backstrom/Theodore	Erik Christensen
Los Angeles (4-3)	11/11/06	3-6	2-6	Fernandez/Garon	Todd White
	10/16/07	1-2	3-3	Backstrom/Aubin	Mike Cammalleri
	2/24/09	1-4	2-4	Backstrom/Quick	Drew Doughty
	10/25/10	2-5	3-5	Backstrom/Quick	Michal Handzus
	2/1/11	1-2	0-3	Backstrom/Bernier	Pierre-Marc Bouchard
Montreal (0-1)	3/31/12	2-2	0-2	Backstrom/Bernier	Erik Christensen
	3/30/13	3-3	1-2	Backstrom/Quick	Mikko Koivu
	3/1/12	0-3	1-3	Harding/Price	David Desharnais
	11/16/06	3-4	2-4	Backstrom/Mason	Brian Rolston
Nashville (2-2)	12/28/11	1-3	0-3	Harding/Rinne	Colin Wilson
	4/3/12	0-3	1-2	Backstrom/Lindback	Alexander Radulov
	3/9/13	2-3	1-3	Backstrom/Rinne	Matt Cullen
New Jersey (0-2)	12/03/05	0-3	1-3	Fernandez/Brodeur	Victor Kozlov
	03/13/08	0-3	1-3	Backstrom/Brodeur	Jamie Langenbrunner
N. Y. Islanders (0-1)	12/17/11	0-3	1-2	Backstrom/Montoya	Frans Nielsen
Ottawa (0-1)	10/11/11	1-2	3-3	Backstrom/Anderson	Jason Spezza
Phoenix (1-0)	3/8/12	3-5	2-5	Hackett/LaBarbera	Dany Heatley
Pittsburgh (1-0)	11/18/08	1-2	0-3	Backstrom/Sabourin	Marek Zidlicky
San Jose (2-2)	02/02/06	1-5	0-5	Fernandez/Toskala	Brian Rolston
	03/09/08	1-3	2-3	Backstrom/Nabokov	Patrick Marleau
	03/19/08	1-3	2-3	Backstrom/Nabokov	Jeremy Roenick
	1/10/12	2-2	0-2	Harding/Niemi	Matt Cullen
St. Louis (5-1)	04/04/06	2-3	1-3	Harding/Divis	Brian Rolston
	02/10/08	2-6	1-6	Harding/Legace	Brent Burns
	2/11/11	4-9	3-9	Theodore/Halak	John Madden
	3/29/11	2-3	1-3	Theodore/Halak	Mikko Koivu
	11/19/11	2-3	1-3	Harding/Halak	Matt Cullen
Tampa Bay (1-1)	1/14/12	0-3	1-3	Harding/Halak	Kevin Shattenkirk
	10/18/08	1-2	0-3	Backstrom/Smith	Antti Miettinen
	11/12/09	0-2	2-2	Backstrom/Niittymaki	Vincent Lecavalier
Vancouver (3-1)	03/31/06	1-3	0-3	Fernandez/Auld	Mikko Koivu
	10/10/06	3-4	2-4	Fernandez/Luongo	Petteri Nummelin
	03/04/07	2-6	3-6	Backstrom/Luongo	Daniel Sedin
	02/14/08	2-3	1-3	Backstrom/Luongo	Mikko Koivu
Washington (1-0)	10/12/06	1-2	0-3	Fernandez/Johnson	Mikko Koivu
Winnipeg (0-2)	03/07/08	0-3	1-3	Backstrom/Hedberg	Erik Christensen
	2/16/12	1-4	2-4	Backstrom/Mason	Evander Kane



ALL-TIME SHUTOUTS

BY THE WILD (66)

2012-13 (3)	
1/20/13 vs. DAL 1-0	(Harding-24 sv)
3/23/13 vs. SJS 2-0	(Backstrom-33 sv)
4/7/13 at CBJ 3-0	(Backstrom-24 sv)

2011-12 (6)	
10/29/11 vs. DET 1-0	(Harding-36 sv)
11/8/11 at CGY 3-0	(Backstrom-41 sv)
11/17/11 vs. COL 1-0	(Backstrom-27 sv)
2/2/12 at COL 1-0	(Backstrom-37 sv)
2/9/12 vs. BOS 2-0	(Backstrom-48 sv)
3/19/12 vs. VAN 2-0	(Harding-33 sv)

2010-11 (5)	
11/2/10 vs. SJ 1-0	(Backstrom-36 sv)
1/8/11 at PIT 4-0	(Theodore-26 sv)
1/16/11 vs. VAN 4-0	(Khudobin-32 sv)
1/19/11 at CGY 6-0	(Backstrom-37 sv)
2/1/11 vs. LA 1-0 (SO)	(Backstrom-27 sv)

2009-10 (3)	
12/9/09 at COL 1-0	(Backstrom-22 sv)
1/28/10 at COL 1-0	(Harding-29 sv)
3/3/10 at CGY 4-0	(Backstrom-29 sv)

2008-09 (8)	
10/18/08 at TB 1-0 (SO)	(Backstrom-32 sv)
11/13/08 vs. PHX 4-0	(Backstrom-24 sv)
12/3/08 vs. STL 4-0	(Backstrom-22 sv)
1/4/09 at COL 2-0	(Backstrom-33 sv)
1/6/09 at BOS 1-0	(Backstrom-28 sv)
2/4/09 vs. ANA 3-0	(Backstrom-34 sv)
3/22/09 vs. EDM 3-0	(Backstrom-31 sv)
4/3/09 vs. CGY 4-0	(Backstrom-27 sv)

2007-08 (5)	
10/4/07 vs. CHI 1-0	(Backstrom-27 sv)
10/10/07 vs. EDM 2-0	(Backstrom-21 sv)
10/14/07 at ANA 2-0	(Harding-37 sv)
3/15/08 vs. LA 2-0	(Backstrom-24 sv)
3/28/08 vs. VAN 4-0	(Backstrom-28 sv)

2006-07 (8)	
10/14/06 vs. CBJ 5-0	(Fernandez-24 sv)
11/24/06 vs. PHX 4-0	(Backstrom-28 sv)
01/19/07 at CHI 3-0	(Fernandez-24 sv)
02/3/07 at PHX 1-0	(Backstrom-29 sv)
03/1/07 at EDM 5-0	(Harding-30 sv)
03/27/07 vs. CGY 0-1	(Backstrom-24 sv)
04/3/07 vs. EDM 3-0	(Backstrom-25 sv)
04/5/07 vs. EDM 3-0	(Backstrom-22 sv)

2005-06 (3)	
10/12/05 vs. VAN 6-0	(Roloson-33 sv)
12/8/05 at PIT 5-0	(Fernandez-22 sv)
04/11/06 vs. CHI 2-0	(Harding-27 sv)

2003-04 (7)	
11/7/03 at CGY 3-0	(Roloson-34 sv)
11/11/03 vs. VAN 1-0	(Roloson-29 sv)
12/3/03 vs. EDM 1-0	(Fernandez-34 sv)
2/2/04 vs. STL 4-0	(Roloson-24 sv)
2/13/04 vs. EDM 3-0	(Roloson-28 sv)
3/18/04 at BOS 2-0	(Fernandez-31 sv)
4/4/04 vs. STL 3-0	(Roloson-24 sv)

2002-03 (6)	
11/16/02 vs. WSH 1-0	(Roloson-17 sv)
2/10/03 at PHI 1-0	(Fernandez-30 sv)
2/12/03 vs. PHI 2-0	(Roloson-31 sv)
2/25/03 at OTT 3-0	(Roloson-28 sv)
3/23/03 vs. DET 4-0	(Roloson-33 sv)
3/31/03 vs. CGY 3-0	(Fernandez-26 sv)

2001-02 (6)	
10/6/01 at SJ 0-0	(Roloson-36 sv)
11/21/01 at SJ 2-0	(Fernandez-22 sv)
11/29/01 vs. FLA 6-0	(Roloson-29 sv)
1/2/02 vs. TB 2-0	(Roloson-36 sv)
3/7/02 at STL 3-0	(Roloson-28 sv)
3/10/02 vs. CBJ 5-0	(Roloson-14 sv)

2000-01 (6)	
10/22/00 vs. FLA 0-0	(McLennan-24 sv)
11/24/00 vs. CHI 2-0	(Fernandez-27 sv)
12/17/00 vs. DAL 6-0	(Fernandez-24 sv)
1/10/01 vs. WSH 3-0	(Fernandez-17 sv)
1/24/01 at ANA 5-0	(Fernandez-20 sv)
3/21/01 vs. NSH 0-0	(McLennan-27 sv)

BY THE OPPONENT (69)

2012-13 (3)	
4/4/13 at LA 0-3	(Bernier-23 sv)
4/9/13 vs. CHI 0-1	(Emery-20 sv)
4/11/13 vs. STL 0-2	(Elliott- 23 sv)

2011-12 (8)	
12/19/11 at VAN 4-0	(Luongo-33 sv)
1/4/12 at VAN 0-3	(Luongo-28 sv)
2/18/12 at STL 0-4	(Elliott-13 sv)
2/28/12 vs. LA 0-4	(Bernier-26 sv)
3/2/12 at DET 0-6	(Howard-19 sv)
3/4/12 vs. COL 0-2	(Varlamov-30 sv)
3/13/12 vs. DAL 0-1	(Lehtonen-25 sv)
3/25/12 at WSH 0-3	(Holtby-28 sv)

2010-11 (8)	
11/29/10 at CGY 3-0	(Kiprusoff-32 sv)
1/9/11 vs. DAL 4-0	(Raycroft-26 sv)
2/1/11 vs. LA 1-0	(Bernier-25 sv)
2/5/11 at PHX 1-0	(Bryzgalov-25 sv)
3/10/11 at NSH 4-0	(Rinne-19 sv)
3/11/11 at DAL 4-0	(Lehtonen-14 sv)
3/22/11 vs. TOR 3-0	(Reimer-29 sv)
4/7/11 at VAN 5-0	(Luongo-29 sv)

2009-10 (4)	
12/7/09 at PHX 2-0	(Bryzgalov-28 sv)
1/14/10 at STL 1-0	(Mason-19 sv)
3/18/10 at NSH 5-0	(Rinne-17 sv)
3/31/10 vs. CHI 4-0	(Niemi-21 sv)

2008-09 (6)	
10/18/08 at TB 1-0 (SO)	(Smith-21 sv)
11/8/08 at VAN 2-0	(Luongo-29 sv)
12/6/08 at NSH 1-0	(Rinne-32 sv)
1/17/09 vs. ANA 3-0	(Hiller-30 sv)
2/6/09 vs. NSH 2-0	(Dan Ellis-22 sv)
3/20/09 at NJ 4-0	(Brodeur-35 sv)

2007-08 (4)	
11/23/07 vs. CBJ 4-0	(Leclaire-32 sv)
12/7/07 at DET 5-0	(Hasek-19 sv)
2/7/08 vs. DAL 1-0	(Smith-25 sv)
2/20/08 at CHI 3-0	(Khabibulin-38 sv)

2006-07 (4)	
12/1/06 vs. DET 3-0	(Hasek-20 sv)
01/9/07 at CGY 3-0	(Kiprusoff-26 sv)
03/6/07 vs. SJ 3-0	(Nabokov-26 sv)
03/27/07 vs. CGY 1-0	(Kiprusoff-38 sv)

2005-06 (1)	
11/1/05 at CGY 3-0	(Kiprusoff-23 sv)

2003-04 (9)	
10/8/03 at CHI 1-0	(Thibault-33 sv)
11/13/03 vs. EDM 2-0	(Conklin-22 sv)
12/11/03 vs. TOR 1-0	(Belfour-28 sv)
1/9/04 vs. PHX 2-0	(Boucher-21 sv)
1/19/04 at NSH 2-0	(Vokoun-26 sv)
1/24/04 at SJ 4-0	(Nabokov-24 sv)
2/26/04 at NSH 4-0	(Vokoun-27 sv)
3/4/04 at ANA 2-0	(Giguere-28 sv)
3/24/04 at CBJ 2-0	(Denis-20 sv)

2002-03 (8)	
11/10/02 at ANA 1-0	(Giguere-26 sv)
11/27/03 at DAL 5-0	(Turco-18 sv)
1/14/03 vs. BUF 1-0	(Miller-22 sv)
1/18/03 vs. ANA 1-0	(Giguere-33 sv)
3/1/03 at STL 2-0	(Sanford-27 sv)
3/15/03 at CBJ 5-0	(Denis-24 sv)
3/25/03 at DET 4-0	(Joseph-18 sv)
4/2/03 at CBJ 3-0	(Denis-27 sv)

2001-02 (8)	
10/6/01 at SJ 0-0	(Nabokov-19 sv)
11/4/01 vs. DET 2-0	(Hasek-21 sv)
11/11/01 vs. VAN 5-0	(Cloutier-18 sv)
11/14/01 vs. COL 1-0	(Roy-26 sv)
1/15/02 at CAR 2-0	(Irlbe-22 sv)
1/30/02 vs. LA 2-0	(Potvin-20 sv)
2/8/02 vs. COL 6-0	(Aebischer-24 sv)
2/13/02 vs. DET 2-0	(Hasek-21 sv)

2000-01 (14)	
10/13/00 at STL 2-0	(Johnson-16 sv)
10/22/00 vs. FLA 0-0	(Luongo-20 sv)
11/3/00 at EDM 3-0	(Salo-20 sv)
11/7/00 at COL 2-0	(Roy-23 sv)
11/8/00 vs. CGY 1-0	(Vernon-22 sv)
11/30/00 at PHX 2-0	(Esche-30 sv)
12/8/00 vs. ANA 1-0	(Hebert-27 sv)
12/10/00 at MTL 4-0	(Theodore-24 sv)
1/12/01 vs. COL 5-0	(Roy-21 sv)
1/15/01 at CBJ 3-0	(Tugnutt-31 sv)
2/16/01 vs. LA 4-0	(Storr-21 sv)
3/14/01 vs. STL 1-0	(Johnson-21 sv)
3/21/01 vs. NSH 0-0	(Dunham-23 sv)
3/28/01 vs. PHX 2-0	(Burke-29 sv)

HAT TRICKS/PENALTY SHOTS/ATTENDANCE



HAT TRICKS FOR (15)
Antti Laaksonen vs. VAN 11/26/00 (F. Potvin), 3-1=4 pts.
Marian Gaborik vs. ATL 11/13/01 (D. Rhodes), 3-0=3 pts.
Marian Gaborik vs. CBJ 3/10/02 (R. Tugnutt), 3-1=4 pts.
Marian Gaborik at LA 11/4/02 (J. Storr), 3-0=3 pts.
Marian Gaborik vs. NSH 11/23/02 (M. Dunham) 3-0=3 pts.
Marian Gaborik at VAN 12/7/02 (D. Cloutier) 3-0=3 pts.
Marian Gaborik at NJ 2/17/04 (M. Brodeur) 3-0=3 pts.
Marian Gaborik vs. OTT 3/16/04 (P. Lalime) 3-2=5 pts.
Marc Chouinard vs. CGY 10/5/05 (M. Kiprusoff) 3-0=3 pts.
Brian Rolston at SJ 11/5/05 (N. Schaefer), 3-0=3 pts.
Marian Gaborik at COL 4/09/06 (P. Budaj/J. Theodore), 3-1=4 pts.
Mark Parrish vs. CHI 12/9/06 (B. Boucher), 3-0=3 pts.
Marian Gaborik vs. NYR 12/27/07 (H. Lundqvist), 5-1=6 pts.
Chuck Kobasew vs. COL 11/27/09 (C. Anderson), 3-0=3 pts.
Guillaume Latendresse at PHX 1/16/10 (I. Bryzgalov), 3-0=3 pts.

HAT TRICKS AGAINST (13)
Radim Vrbata vs. COL 2/8/02 (Fernandez/Roloson) 3-0=3 pts.
Vaclav Prospal at ANA 1/23/04 (Roloson) 3-1=4 pts.
Jason Blake at NYI 3/19/04 (Roloson) 3-0=3 pts.
Jarome Iginla vs. CGY 3/29/07 (Backstrom/Harding) 3-0=3 pts.
Markus Naslund vs. VAN 11/21/07 (Harding) 3-0=3 pts.
Henrik Zetterberg vs. DET 12/7/07 (Harding) 3-0=3 pts.
Jarome Iginla at CGY 3/22/08 (Harding) 3-0=3 pts.
Nikita Filatov at CBJ 1/10/09 (Harding) 3-0=3 pts.
Jamie Langenbrunner vs. NJ 1/2/10 (Backstrom) 3-0=3 pts.
Jarome Iginla vs. CGY 3/7/10 (Backstrom) 3-1=4 pts.
Corey Perry at ANA 12/12/10 (Backstrom) 3-2=5 pts.
P.K. Subban vs. MTL 3/20/11 (Theodore/Backstrom) 3-1=4 pts.
Ryan Kesler at VAN 4/7/11 (Backstrom) 3-0=3 pts.

ATTENDANCE
The Wild sold out the first 409 games in team history, including 369 regular season games, 27 preseason contests and 13 playoff games.
The club's sellout streak of 409 games was the third-longest recorded sellout streak in NHL history behind Colorado (487) and Detroit (452).
The official capacity of Xcel Energy Center for Minnesota Wild games is 17,954. The largest crowd ever to see a Wild game at Xcel Energy Center is 19,398 on Oct. 5, 2005 against the Calgary Flames. During the 2000-01 campaign, Minnesota set an NHL expansion team attendance record when it drew 751,472 fans in 41 regular season home dates.

PENALTY SHOTS FOR (15-FOR-28)
Scott Pellerin vs. Joaquin Gage; no goal, 10/15/00 vs. EDM
Maxim Sushinsky vs. Felix Potvin; no goal, 11/26/00 vs. VAN
Antti Laaksonen vs. Patrick Lalime; no goal, 12/20/00 vs. OTT
Sebastien Bordeleau vs. Felix Potvin; goal, 10/7/01 at LA
Stacy Roest vs. Dan Cloutier; goal, 3/2/02 at VAN
Antti Laaksonen vs. Brent Johnson; goal, 3/26/02 at STL
Marian Gaborik vs. Jocelyn Thibault; no goal, 2/5/03 vs. CHI
Antti Laaksonen vs. Johan Hedberg; no goal, 10/18/03 vs. VAN
Marian Gaborik vs. Sebastien Caron; goal, 11/19/03 at PIT
Richard Park vs. Miikka Kiprusoff; goal, 12/29/03 at CAL
Wes Walz vs. Reinhard Divis; goal, 2/2/04 vs. STL
Antti Laaksonen vs. Dan Cloutier; goal, 2/19/04 vs. VAN
Marian Gaborik vs. Reinhard Divis; no goal, 4/4/04 vs. STL
Alexandre Daigle vs. Curtis Joseph; no goal, 10/18/05 at PHX
Pierre-Marc Bouchard vs. Dan Cloutier; goal, 10/12/05 vs. VAN
Brian Rolston vs. Miikka Kiprusoff; no goal, 12/29/05 at CGY
Marian Gaborik vs. Vesa Toskala; goal, 2/2/06 at SJ
Todd White vs. Dan Cloutier; no goal, 10/25/06 vs. LA
Brian Rolston vs. Roberto Luongo; goal, 11/2/06 vs. VAN
Brian Rolston vs. Ray Emery; goal, 11/20/06 at OTT
Pierre-Marc Bouchard vs. Tomas Vokoun; goal, 2/17/07 at NSH
Marian Gaborik vs. Ryan Miller; no goal, 3/9/07 at BUF
James Sheppard vs. Evgeni Nabokov; no goal, 4/2/10 vs. SJ
Mikko Koivu vs. Alex Auld; goal, 3/20/11 vs. MTL
Matt Cullen vs. Curtis McElhinney; goal, 12/31/11 vs. PHX
Devin Setoguchi vs. Semyon Varlamov; goal, 3/6/12 at COL
Devin Setoguchi vs. Jonathan Bernier; no goal, 3/3/12 vs. LA
Pierre-Marc Bouchard vs. Steve Mason; no goal, 1/29/13 vs. CBJ

PENALTY SHOTS AGAINST (9-FOR-13 STOPPED)
Petr Sykora vs. Manny Fernandez; no goal, 1/21/01 vs. NJ
Ziggy Palffy vs. Manny Fernandez; no goal, 10/7/01 at LA
Brad Isbister vs. Dwayne Roloson; no goal, 2/10/02 vs. NYI
Pavel Datsyuk vs. Dwayne Roloson; no goal, 11/15/03 vs. DET
Ladislav Nagy vs. Dwayne Roloson; goal, 10/8/05 at PHX
Niklas Sundstrom vs. Dwayne Roloson; no goal, 12/17/05 vs. MTL
Paul Kariya vs. Niklas Backstrom; no goal, 11/16/06 at NSH
John Pohl vs. Manny Fernandez; goal, 12/26/06 at TOR
Tomas Piihal vs. Niklas Backstrom; goal, 3/9/08 vs. SJ
Corey Perry vs. Niklas Backstrom; goal, 12/12/10 at ANA
Taylor Hall vs. Niklas Backstrom; no goal, 12/22/11 at EDM
Patrik Berglund vs. Josh Harding; no goal, 2/18/12 at STL
Andrew Desjardins vs. Niklas Backstrom; no goal, 3/23/13 vs. SJ

SEASON	GAMES	ATT	AVG	SELLOUTS
2000-01	41	751,472	18,239	41
2001-02	41	756,596	18,453	41
2002-03	41	758,536	18,501	41
2003-04	41	759,776	18,531	41
2005-06	41	761,614	18,575	41
2006-07	41	760,280	18,543	41
2007-08	41	761,288	18,568	41
2008-09	41	761,288	18,568	41
2009-10	41	755,055	18,416	41
2010-11	40	720,508	18,013	25
2011-12	41	728,683	17,772	16
2012-13	24	451,075	18,795	22
TOTALS	474	8,726,171	18,410	432



INDIVIDUAL MILESTONES

FIVE GOALS IN A GAME (1)

Marian Gaborik	12/20/07 vs. NYR
----------------	------------------

THREE GOALS IN A GAME (14)

Antti Laaksonen	11/26/00 vs. VAN
Marian Gaborik	11/13/01 vs. ATL
Marian Gaborik	3/10/02 vs. CBJ
Marian Gaborik	11/4/02 at LA
Marian Gaborik	11/23/02 vs. NSH
Marian Gaborik	12/7/02 at VAN
Marian Gaborik	2/17/04 at NJ
Marian Gaborik	3/16/04 vs. OTT
Marc Chouinard	10/5/05 vs. CGY
Brian Rolston	11/5/05 at SJ
Marian Gaborik	4/9/06 at COL
Mark Parrish	12/9/06 vs. CHI
Chuck Kobasew	11/27/09 vs. COL
Guillaume Latendresse	1/16/10 at PHX

FOUR ASSISTS IN A GAME (6)

Marian Gaborik	10/26/02 at PHX
Andrew Brunette	3/10/02 vs. CBJ
Pascal Dupuis	3/25/04 at CHI
Eric Belanger	11/15/07 at EDM
Mikko Koivu	10/16/08 at FLA
Mikko Koivu	1/2/11 vs. PHX

SIX POINTS IN A GAME (2)

Marian Gaborik (2g-4a)	10/26/02 at PHX
Marian Gaborik (5g-1a)	12/20/07 vs. NYR

FIVE POINTS IN A GAME (2)

Marian Gaborik (3g-2a)	3/16/04 vs. OTT
Mikko Koivu (1g-4a)	10/16/08 at FLA

FOUR POINTS IN A GAME (19)

Scott Pellerin (1g-3a)	10/18/00 vs. TB
Antti Laaksonen (3g-1a)	11/26/00 vs. VAN
Andrew Brunette (2g-2a)	11/8/01 at BOS
Marian Gaborik (3g-1a)	3/10/02 vs. CBJ
Andrew Brunette (0g-4a)	3/10/02 vs. CBJ
Marian Gaborik (1g-3a)	1/16/03 vs. VAN
Pascal Dupuis (0g-4a)	3/25/04 at CHI
Brian Rolston (2g-2a)	12/17/05 vs. MTL
Wes Walz (2g-2a)	2/4/06 at PHX
Pierre-Marc Bouchard (2g-2a)	2/10/06 at EDM
Brian Rolston (2g-2a)	3/12/06 vs. EDM
Pierre-Marc Bouchard (1g-3a)	3/12/06 vs. EDM
Marian Gaborik (3g-1a)	4/9/06 at COL
Pierre-Marc Bouchard (2g-2a)	1/2/07 vs. ATL
Eric Belanger (0g-4a)	11/15/07 at EDM
Pierre-Marc Bouchard (2g-2a)	1/21/08 at VAN
Marian Gaborik (2g-2a)	3/25/09 at NYI
Guillaume Latendresse (1g-3a)	1/11/10 vs. PIT
Mikko Koivu (0g-4a)	1/2/11 vs. PHX

45+ SAVES IN A GAME (9)

Dwayne Rolson (53)	11/8/01 at BOS
Dwayne Rolson (52)	10/28/05 at CBJ
Niklas Backstrom (48)	2/19/12 vs. BOS
Niklas Backstrom (47)	12/22/07 vs. DET
Niklas Backstrom (47)	3/7/11 vs. SJ
Josh Harding (47)	1/14/12 at STL
Niklas Backstrom (46)	12/27/07 at PHX
Niklas Backstrom (46)	11/4/08 at SJ
Jose Theodore (46)	2/25/11 at ANA

40-GOAL SEASONS (1)

Marian Gaborik (42)	2007-08
---------------------	---------

30-GOAL SEASONS (7)

Marian Gaborik (38)	2005-06
Brian Rolston (34)	2005-06
Brian Rolston (31)	2006-07
Marian Gaborik (30)	2001-02
Marian Gaborik (30)	2002-03
Marian Gaborik (30)	2006-07
Brian Rolston (30)	2007-08

20-GOAL SEASONS (16)

Pavol Demitra (25)	2006-07
Owen Nolan (25)	2008-09
Andrew Brunette (25)	2009-10
Guillaume Latendresse (25)	2009-10
Dany Heatley (24)	2011-12
Andrew Brunette (22)	2008-09
Mikko Koivu (22)	2009-10
Martin Havlat (22)	2010-11
Kyle Brodziak (22)	2011-12
Andrew Brunette (21)	2001-02
Pascal Dupuis (20)	2002-03
Alexandre Daigle (20)	2003-04
Pierre-Marc Bouchard (20)	2006-07
Mikko Koivu (20)	2006-07
Mikko Koivu (20)	2008-09
Antti Miettinen (20)	2009-10

50-ASSIST SEASONS (1)

Pierre-Marc Bouchard (50)	2007-08
---------------------------	---------

40-ASSIST SEASONS (8)

Mikko Koivu (49)	2009-10
Andrew Brunette (48)	2001-02
Mikko Koivu (47)	2008-09
Brian Rolston (45)	2005-06
Mikko Koivu (45)	2010-11
Pierre-Marc Bouchard (42)	2005-06
Marian Gaborik (41)	2007-08
Martin Havlat (40)	2010-11

80-POINT SEASONS (1)

Marian Gaborik (83)	2007-08
---------------------	---------

70-POINT SEASONS (2)

Brian Rolston (79)	2005-06
Mikko Koivu (71)	2009-10

60-POINT SEASONS (11)

Andrew Brunette (69)	2001-02
Marian Gaborik (67)	2001-02
Mikko Koivu (67)	2008-09
Marian Gaborik (66)	2005-06
Marian Gaborik (65)	2002-03
Pavol Demitra (64)	2006-07
Brian Rolston (64)	2006-07
Pierre-Marc Bouchard (63)	2007-08
Martin Havlat (62)	2010-11
Mikko Koivu (62)	2010-11
Andrew Brunette (61)	2009-10

30-WIN SEASONS (4)

Niklas Backstrom (37)	2008-09
Niklas Backstrom (33)	2007-08
Manny Fernandez (30)	2005-06
Niklas Backstrom (30)	2008-09

YEAR-BY-YEAR RESULTS



YEAR-BY-YEAR RESULTS

SEASON	RECORD	PTS	DIV/CONF RANK	HEAD COACH	ATTENDANCE	NOTES
2000-01	25-39-18	68	5th/14th	Jacques Lemaire	751,472	Inaugural season
2001-02	26-35-21	73	5th/12th	Jacques Lemaire	756,596	
2002-03	42-29-11	95	3rd/6th	Jacques Lemaire	758,536	Western Conference Finals
2003-04	30-29-23	83	5th/10th	Jacques Lemaire	759,776	
2004-05	— NHL SEASON CANCELLED DUE TO WORK STOPPAGE —					
2005-06	38-36-8	84	5th/11th	Jacques Lemaire	761,614	
2006-07	48-26-8	104	2nd/7th	Jacques Lemaire	760,280	Western Conference Quarterfinals
2007-08	44-28-10	98	1st/3rd	Jacques Lemaire	761,288	First-Ever Division Championship
2008-09	40-33-9	89	3rd/9th	Jacques Lemaire	761,288	
2009-10	38-36-8	84	4th/13th	Todd Richards	755,055	400th consecutive sellout (3/7/10)
2010-11	39-35-8	86	3rd/12th	Todd Richards	720,508	
2011-12	35-36-11	81	4rd/12th	Mike Yeo	728,683	
2012-13	26-19-3	55	2nd/8th	Mike Yeo	451,075	Western Conference Quarterfinals

YEAR-BY-YEAR OFFENSIVE LEADERS

SEASON	GOALS	ASSISTS	POINTS	PIM
2000-01	M. Gaborik, D. Hendrickson W. Walz, 18	L. Sekeras, 23	M. Gaborik, 36	M. Johnson, 137
2001-02	M. Gaborik, 30	A. Brunette, 48	A. Brunette, 69	M. Johnson, 183
2002-03	M. Gaborik, 30	M. Gaborik, 35	M. Gaborik, 65	M. Johnson, 201
2003-04	A. Daigle, 20	A. Daigle, 31	A. Daigle, 51	M. Johnson, 177
2004-05	— NHL SEASON CANCELLED DUE TO WORK STOPPAGE —			
2005-06	M. Gaborik, 38	B. Rolston, 45	B. Rolston, 79	D. Boogaard, 158
2006-07	B. Rolston, 31	P. Demitra, 39	P. Demitra, B. Rolston, 64	D. Boogaard, 120
2007-08	M. Gaborik, 42	P. Bouchard, 50	M. Gaborik, 83	A. Voros, 142
2008-09	O. Nolan, 25	M. Koivu, 47	M. Koivu, 67	D. Boogaard, 87
2009-10	A. Brunette, G. Latendresse, 25	M. Koivu, 49	M. Koivu, 71	D. Boogaard, 105
2010-11	M. Havlat, 22	M. Koivu, 45	M. Havlat, M. Koivu, 62	B. Staubitz, 173
2011-12	D. Heatley, 24	M. Koivu, 32	D. Heatley, 53	C. Clutterbuck, 103
2012-13	Z. Parise, 18	R. Suter, 28	Z. Parise, 38	Z. Konopka, 117

YEAR-BY-YEAR GOALTENDING LEADERS

SEASON	WINS	GOALS AGAINST AVG.	SAVE PERCENTAGE	SHUTOUTS
2000-01	M. Fernandez, 19	M. Fernandez, 2.24	M. Fernandez, .920	M. Fernandez, 4
2001-02	D. Roloson, 14	D. Roloson, 2.68	D. Roloson, .901	D. Roloson, 5
2002-03	D. Roloson, 23	D. Roloson, 2.00	D. Roloson, .927	D. Roloson, 4
2003-04	D. Roloson, 19	D. Roloson, 1.88	D. Roloson, .933	D. Roloson, 5
2004-05	— NHL SEASON CANCELLED DUE TO WORK STOPPAGE —			
2005-06	M. Fernandez, 30	M. Fernandez, 2.29	M. Fernandez, .919	M. Fernandez, J. Harding, D. Roloson, 1
2006-07	N. Backstrom, 23	N. Backstrom, 1.97*	N. Backstrom, .929*	N. Backstrom, 5
2007-08	N. Backstrom, 33	N. Backstrom, 2.31	N. Backstrom, .920	N. Backstrom, 4
2008-09	N. Backstrom, 37	N. Backstrom, 2.33	N. Backstrom, .923	N. Backstrom, 8
2009-10	N. Backstrom, 26	N. Backstrom, 2.72	N. Backstrom, .903	N. Backstrom, 2
2010-11	N. Backstrom, 22	N. Backstrom, 2.66	N. Backstrom, J. Theodore, .916	N. Backstrom, 3
2011-12	N. Backstrom, 19	N. Backstrom, 2.43	N. Backstrom, .919	N. Backstrom, 4
2012-13	N. Backstrom, 26	N. Backstrom, 2.48	N. Backstrom, .909	N. Backstrom, 2



ALL-TIME LEADERS VS. WILD

OPPONENT ALL-TIME GOALTENDING



CAREER VS. WILD

GAMES

72	Henrik Sedin
70	Jarome Iginla
68	Milan Hejduk
68	Daniel Sedin
61	Ryan Smyth

GOALS

35	Jarome Iginla
22	Milan Hejduk
20	Ryan Kesler
20	Ryan Smyth
19	Two Players Tied

ASSISTS

46	Henrik Sedin
35	Daniel Sedin
30	Jarome Iginla
30	Alex Tanguay
28	Milan Hejduk

POINTS

65	Jarome Iginla
57	Henrik Sedin
54	Daniel Sedin
50	Milan Hejduk
46	Alex Tanguay

PLUS/MINUS

18	Niklas Lidstrom
18	Robyn Regehr
17	Jarome Iginla
17	Daymond Langkow
14	Two Players Tied

PENALTY MINUTES

104	Jody Shelley
100	Darcy Hordichuk
94	Alexandre Burrows
77	David Backes
71	Robyn Regehr

POWER-PLAY GOALS

13	Milan Hejduk
12	Milan Hejduk
10	Jarome Iginla
8	Patrick Marleau
7	Five Players Tied

SHORT-HANDED GOALS

3	Todd Marchant
2	Several Players Tied

GAME-WINNING GOALS

10	Jarome Iginla
7	Joe Sakic
5	Ryan Smyth
4	Eight Players Tied

SEASON VS. WILD

GAMES

8	Several Players Tied
---	----------------------

GOALS

7	Ryan Kesler	2010-11
6	Jarome Iginla	2005-06
	Jarome Iginla	2006-07
	Jarome Iginla	2007-08
	Joe Sakic	2000-01

ASSISTS

9	Henrik Sedin	2007-08
8	Henrik Sedin	2008-09
7	Markus Naslund	2001-02
	Doug Weight	2000-01
	Daniel Sedin	2011-12

POINTS

11	Jarome Iginla	2007-08
10	Joe Sakic	2000-01
	Doug Weight	2000-01
	Daniel Sedin	2011-12
9	Five Players Tied	

PLUS/MINUS

11	Robyn Regehr	2006-07
8	Harold Druken	2000-01
	J.P. Dumont	2006-07
	John-Michael Liles	2003-04
7	Two Players Tied	

PENALTY MINUTES

54	Alex Burrows	2007-08
39	Robyn Regehr	2002-03
37	Theo Peckham	2010-11
	Jody Shelley	2003-04
36	Darcy Hordichuk	2009-10

POWER-PLAY GOALS

3	Jarome Iginla	2001-02
	Markus Naslund	2007-08
	Scott Walker	2000-01
	Steve Yzerman	2001-02
2	Several Players Tied	

SHORT-HANDED GOALS

2	Jarret Stoll	2007-08
1	Several Players Tied	

GAME-WINNING GOALS

4	Joe Sakic	2000-01
2	Several Players Tied	

SINGLE GAME VS. WILD

GOALS

3	J. Iginla (3x)	last, 3/7/10
	Radim Vrbata	2/8/02
	Vaclav Prospal	1/23/04
	Jason Blake	3/19/04
	Markus Naslund	11/21/07
	Henrik Zetterberg	12/7/07
	Nikita Filatov	1/10/09
	Jamie Langenbrunner	1/2/10
	Corey Perry	12/12/10
	P.K. Subban	3/20/11
	Ryan Kesler	4/7/11

ASSISTS

4	Doug Weight	11/12/00
	Niclas Havelid	1/23/04
	Ed Jovanovski	1/16/10
3	Several Players Tied	

POINTS

5	Doug Weight	11/12/00
	Corey Perry	12/12/10
4	Several Players Tied	

PLUS/MINUS

5	Kimmo Timonen	10/31/01
	Christian Ehrhoff	10/22/10
	Jeff Petry	4/26/13
4	Several Players Tied	

PENALTY MINUTES

27	Jody Shelley	3/24/04
25	Theo Peckham	4/8/11
24	Robyn Regehr	3/31/03
	Jeremy Stevenson	3/21/01
22	Three Players Tied	

POWER-PLAY GOALS

2	Several Players Tied
---	----------------------

SHORT-HANDED GOALS

1	Several Players Tied
---	----------------------

SHOTS ON GOAL

12	Bill Guerin	11/8/01
	Richard Zednik	12/10/01
11	Derian Hatcher	11/27/02
10	Four Players Tied	

TIME ON ICE

34:00	Scott Niedermayer	12/31/06
33:58	Brian Pothier	10/12/06
33:45	Jay Bouwmeester	12/3/10
33:39	Tobias Enstrom	3/7/08
33:13	Boris Mironov	10/29/00
32:51	Brian Campbell	2/23/12

PLAYER

PLAYER	GP	W	L	OT	GAA	SV%
Aebischer, David	13	9	3	0	2.27	0.917
Anderson, Craig	12	3	6	2	2.99	0.897
Aubin, Jean-Sebastien	4	2	2	0	2.23	0.904
Auld, Alex	10	7	2	1	1.62	0.937
Bacashihua, Jason	1	0	1	0	6.00	0.750
Bachman, Richard	2	1	0	0	2.61	0.857
Barrasso, Tom	1	1	0	0	3.00	0.875
Belfour, Ed	7	4	2	1	2.64	0.901
Bernier, Jonathan	6	3	1	2	1.14	0.953
Bierk, Zac	2	0	1	0	2.79	0.933
Billington, Craig	1	0	0	0	0.00	1.000
Biron, Martin	7	4	3	0	2.16	0.920
Blackburn, Dan	1	1	0	0	1.88	0.929
Bobrovsky, Sergei	3	2	1	0	1.95	0.926
Boucher, Brian	12	5	3	4	3.04	0.884
Brathwaite, Fred	7	1	2	3	2.42	0.889
Brodeur, Martin	11	7	2	2	2.49	0.917
Brodeur, Mike	1	1	0	0	1.00	0.957
Bryzgalov, Ilya	16	7	8	0	2.64	0.911
Budaj, Peter	24	9	9	3	2.63	0.899
Burke, Sean	4	3	1	0	1.11	0.957
Caron, Sebastien	1	0	0	0	4.50	0.842
Cassivi, Frederic	1	0	1	0	3.05	0.921
Cechmanek, Roman	6	3	1	2	1.14	0.948
Climie, Matt	1	0	1	0	3.00	0.906
Clouter, Dan	21	7	10	4	2.58	0.889
Conklin, Ty	13	2	4	2	2.12	0.912
Crawford, Corey	7	3	1	2	2.01	0.919
Dafoe, Byron	3	0	3	0	3.71	0.857
Danis, Yann	1	0	1	0	6.00	0.786
Denis, Marc	10	6	3	1	1.84	0.931
Deslauriers, Jeff	4	1	3	0	2.74	0.908
DesRochers, Patrick	1	0	0	0	0.00	1.000
DiPietro, Rick	4	2	1	1	2.75	0.851
Divis, Reinhard	3	0	1	1	2.66	0.903
Dubnyk, Devan	6	1	4	0	2.88	0.907
Dunham, Mike	11	4	5	2	2.59	0.894
Elliott, Brian	5	4	0	0	2.04	0.905
Ellis, Dan	9	2	4	1	2.97	0.890
Emery, Ray	5	4	0	1	2.32	0.919

PLAYER

PLAYER	GP	W	L	OT	GAA	SV%
Enroth, Jhonas	1	1	0	0	2.00	0.923
Ersberg, Erik	3	1	1	1	1.65	0.949
Esche, Robert	9	3	2	2	1.94	0.921
Essensa, Bob	3	2	0	0	3.13	0.851
Fasth, Viktor	1	1	0	0	1.00	0.963
Fernandez, Manny	2	0	2	0	2.54	0.900
Fiset, Stephane	2	1	0	0	2.22	0.917
Fleury, Marc-Andre	5	0	5	0	3.75	0.853
Gage, Joaquin	2	2	0	0	3.47	0.881
Garon, Mathiew	15	8	5	1	2.68	0.905
Gerber, Martin	1	1	0	0	2.00	0.818
Giguere, Jean-Sebastien	28	10	12	5	2.39	0.910
Grahame, John	4	0	3	1	3.86	0.805
Greiss, Thomas	1	0	1	0	4.07	0.846
Gustavsson, Jonas	2	1	1	0	2.54	0.902
Hackett, Jeff	2	0	1	0	3.53	0.884
Halak, Jaroslav	7	1	2	3	2.45	0.911
Hasek, Dominik	12	10	0	2	1.07	0.953
Hebert, Guy	3	2	1	0	1.33	0.955
Hedberg, Johan	11	4	2	3	1.94	0.921
Hiller, Jonas	16	9	4	1	2.34	0.915
Hirsch, Corey	1	0	0	0	0.00	1.000
Hodson, Kevin	1	0	0	0	0.00	1.000
Holtby, Braden	1	1	0	0	0.00	1.000
Howard, Jimmy	14	9	3	2	2.10	0.909
Huet, Cristobal	9	4	2	3	2.18	0.910
Hurme, Jani	2	1	0	0	2.26	0.897
Irbe, Arturs	4	1	1	2	1.45	0.936
Irving, Leland	1	0	0	1	0.92	0.958
Johnson, Brent	10	4	3	3	1.64	0.933
Joseph, Curtis	14	8	4	1	2.23	0.915
Karlsson, Henrik	1	1	0	0	1.85	0.909
Khabibulin, Nikolai	25	7	13	5	2.50	0.907
Kidd, Trevor	1	0	0	0	2.14	0.800
Kiprusoff, Miikka	50	29	15	6	2.01	0.923
Kolzig, Olaf	7	3	4	0	1.92	0.938
LaBarbera, Jason	5	1	0	3	3.15	0.891
Labbe, Jean-Francois	1	0	0	0	0.00	1.000
Lalime, Patrick	7	2	4	1	2.70	0.897
Leclaire, Pascal	7	4	2	0	2.15	0.926



OPPONENT ALL-TIME GOALTENDING

PLAYER	GP	W	L	OT	GAA	SV%
Legace, Manny	16	10	4	2	2.58	0.894
Lehtonen, Kari	12	6	5	0	2.89	0.899
Leighton, Michael	4	1	3	0	3.72	0.854
LeNeveu, David	1	0	0	0	0.00	1.000
Lindback, Anders	2	1	0	0	1.71	0.925
Lundqvist, Henrik	6	3	3	0	2.75	0.883
Luongo, Roberto	37	17	15	5	2.68	0.904
MacDonald, Joey	5	2	2	1	2.41	0.926
Markkanen, Jussi	6	2	3	0	2.95	0.888
Mason, Chris	15	7	5	3	2.95	0.892
Mason, Steve	11	4	6	1	2.79	0.904
McElhinney, Curtis	4	1	1	1	2.95	0.892
McLennan, Jamie	3	1	2	0	2.68	0.862
Miller, Ryan	4	3	1	0	2.10	0.922
Montoya, Al	3	3	0	0	0.97	0.961
Morrison, Mike	2	1	1	0	4.80	0.837
Mrazek, Petr	1	0	1	0	3.05	0.875
Munro, Adam	2	0	2	0	6.80	0.725
Nabokov, Evgeni	27	16	8	3	2.09	0.919
Neuvirth, Michael	1	0	1	0	2.03	0.882
Niemi, Antti	9	6	2	1	1.89	0.928
Niittymäki, Antero	5	3	2	0	2.39	0.906
Nilstorp, Christopher	1	0	1	0	1.02	0.969
Noronen, Mika	1	0	1	0	3.00	0.875
Norrena, Fredrik	6	2	3	0	2.83	0.887
Nurminen, Pasi	1	0	1	0	6.00	0.813
Osgood, Chris	16	5	5	4	2.64	0.892
Ouellet, Maxime	1	0	1	0	4.07	0.892
Passmore, Steve	3	1	2	0	2.34	0.891
Pavelec, Ondrej	2	2	0	0	1.00	0.971
Pogge, Justin	1	0	1	0	6.00	0.714
Potvin, Felix	8	3	4	1	2.14	0.901
Price, Carey	3	2	1	0	2.64	0.900
Prusek, Martin	2	1	1	0	1.92	0.923
Quick, Jonathan	12	7	3	2	2.62	0.892
Rask, Tuukka	2	1	1	0	1.45	0.952

PLAYER	GP	W	L	OT	GAA	SV%
Raycroft, Andrew	7	4	1	0	2.06	0.925
Reimer, James	1	1	0	0	0.00	1.000
Rhodes, Damian	2	0	1	1	1.94	0.946
Richter, Mike	3	3	0	0	1.67	0.933
Rinne, Pekka	14	8	3	2	2.09	0.921
Roloson, Dwayne	24	8	13	3	2.73	0.905
Roussel, Dominic	1	0	0	0	0.00	0.000
Roy, Patrick	11	8	1	2	1.61	0.935
Sabourin, Dany	2	1	0	1	1.44	0.945
Salo, Tommy	14	8	2	3	1.57	0.936
Sanford, Curtis	10	5	2	0	2.27	0.917
Sauve, Philippe	3	1	1	1	1.71	0.940
Schaefer, Nolan	1	0	1	0	2.03	0.917
Schneider, Cory	11	6	4	0	2.13	0.922
Shields, Steve	2	1	1	0	2.02	0.913
Smith, Mike	10	4	5	1	2.03	0.914
Stephan, Tobias	1	1	0	0	2.00	0.905
Storr, Jamie	5	1	3	1	2.36	0.887
Tallas, Rob	1	0	1	0	5.00	0.808
Tellqvist, Mikael	1	0	1	0	4.07	0.818
Theodore, Jose	11	3	4	4	2.34	0.913
Thibault, Jocelyn	11	4	5	1	2.48	0.900
Thomas, Tim	2	0	2	0	2.05	0.934
Toskala, Vesa	7	4	0	1	1.85	0.924
Tugnutt, Ron	9	2	7	0	3.26	0.880
Turco, Marty	23	15	4	1	1.97	0.916
Turek, Roman	10	7	2	1	2.15	0.909
Valiquette, Stephen	1	0	0	0	0.00	1.000
Vanbiesbrouck, John	2	0	2	0	3.53	0.863
Varlamov, Semyon	8	4	4	0	2.11	0.929
Vernon, Mike	3	1	0	1	1.24	0.949
Vokoun, Tomas	18	8	6	3	2.27	0.911
Wall, Michael	1	0	1	0	4.07	0.862
Ward, Cam	5	3	0	1	2.80	0.912
Weekes, Kevin	3	1	1	0	2.68	0.895



2013-2014 MINNESOTA WILD

PLAYOFFS



2013 PLAYOFF STATISTICS

#	POS	PLAYER	GP	TOI/G	G	A	PTS	+/-	PIM	PPG	SHG	GWG	SOG	SH%
7	C	MATT CULLEN	5	19:07	0	3	3	1	2	0	0	0	8	0.0
16	LW	JASON ZUCKER	5	13:29	1	1	2	1	0	0	0	1	11	9.1
22	RW	CAL CLUTTERBUCK	5	15:51	1	1	2	0	4	0	0	0	11	9.1
96	RW	PIERRE-MARC BOUCHARD	5	14:36	1	1	2	2	0	0	0	0	10	10
6	D	MARCO SCANDELLA	5	18:01	1	1	2	-1	0	0	0	0	6	16.7
21	C	KYLE BRODZIAK	5	20:40	0	2	2	0	4	0	0	0	9	0.0
63	C	CHARLIE COYLE	5	18:09	0	2	2	-4	2	0	0	0	11	0.0
17	C	TORREY MITCHELL	5	11:24	1	0	1	-4	0	0	0	0	8	12.5
10	RW	DEVIN SETOGUCHI	5	16:04	1	0	1	-2	0	0	0	0	12	8.3
11	LW	ZACH PARISE	5	21:23	1	0	1	-7	2	0	0	0	17	5.9
4	D	CLAYTON STONER	1	8:18	0	1	1	1	0	0	0	0	0	0.0
9	C	MIKKO KOIVU	5	20:30	0	0	0	-6	8	0	0	0	11	0.0
29	RW	JASON POMINVILLE	2	13:32	0	0	0	-1	0	0	0	0	4	0.0
19	LW	STEPHANE VEILLEUX	2	7:31	0	0	0	0	0	0	0	0	1	0.0
25	D	JONAS BRODIN	5	26:23	0	0	0	-3	0	0	0	0	3	0.0
28	C	ZENON KONOPKA	2	9:52	0	0	0	-2	0	0	0	0	2	0.0
77	D	TOM GILBERT	5	16:16	0	0	0	-2	2	0	0	0	0	0.0
44	D	JUSTIN FALK	4	11:33	0	0	0	-3	2	0	0	0	0	0.0
20	D	RYAN SUTER	5	31:37	0	0	0	-5	4	0	0	0	5	0.0
27	C	MIKE RUPP	4	6:38	0	0	0	-3	12	0	0	0	2	0.0
46	D	JARED SPURGEON	5	21:15	0	0	0	-3	2	0	0	0	8	0.0
#	GOALTENDER		GP	GS	W	L	SA	SV	SV%	GA	GAA	MIN	PIM	
37	JOSH HARDING		5	5	1	4	135	123	0.911	12	2.94	245	0	
35	DARCY KUEMPER		2	0	0	0	33	29	0.879	4	3.29	73	0	



2013 PLAYOFF RESULTS

2013 WESTERN CONFERENCE QUARTERFINAL #8 MINNESOTA WILD VS. #1 CHICAGO BLACKHAWKS *Wild lose series 4-1 (Wild 1-1 at Xcel Energy Center, 0-3 at Chicago)*

DATE	OPP.	Scoring By Period	Shots By Period	Power Plays	Penalties/ Minutes	Game-Winning Goal	Goalie (Saves-Shots)	Attn.
G1	MIN	1 0 0 0 1	6 7 7 7 27	0-4	3-6		Harding (35-37)	
4/30	CHI	0 1 0 1 2	6 10 12 9 37	1-3	4-8	Bickell	Crawford (26-27)	*21,428
G2	MIN	0 1 1 - 2	7 15 6 - 28	0-2	5-10		Harding (43-47)	
5/3	CHI	1 1 3 - 5	17 14 17 - 48	0-4	3-6	Sharp	Crawford (26-28)	*22,012
G3	CHI	1 0 1 0 2	9 8 8 2 27	0-2	4-8		Crawford (34-37)	
5/5	MIN	1 0 1 1 3	15 14 7 1 37	0-3	3-6	Zucker (1)	Harding (25-27)	*19,238
G4	CHI	1 1 1 - 3	6 11 7 - 24	0-2	6-12	Sharp	Crawford (25-25)	
5/7	MIN	0 0 0 - 0	7 6 12 - 25	0-6	2-4	HARDING (5-6); Kuemper (16-18)	Harding (15-18); Kuemper (13-15)	*19,378
G5	MIN	0 1 0 - 1	10 8 4 - 22	0-2	5-18	HARDING (15-18); Kuemper (13-15)	Harding (15-18); Kuemper (13-15)	
5/9	CHI	1 3 1 - 5	10 13 10 - 33	1-2	3-6	Sharp	Crawford (21-22)	*21,597
TOTALS		Scoring By Period	Shots By Period	Power Plays (Percentage)	Penalties/ Minutes		Goaltenders (Record, Saves-Shots)	
	CHI	4 6 6 1 17	48 56 54 11 169	2-13 (15.4)	20-40		Crawford (4-1, 132-139)	
	MIN	2 2 2 1 7	45 50 36 8 139	0-17 (0.0)	18-44	Harding (1-4, 123-135); Kuemper (0-0, 29-33)		

SERIES NOTES

The Wild fell to Chicago in five games in the Western Conference Quarterfinal series...It was the fourth all-time postseason appearance for Minnesota...Matt Cullen led the Wild in points (0-3=3), while seven different Wild players scored one goal...After Niklas Backstrom was hurt in warm-ups of Game 1, Josh Harding started all five games...Patrick Sharp had three GWG in the series for Chicago...Jason Zucker became the first Wild rookie to record an overtime goal in the playoffs, scoring in Game 3 at Xcel Energy Center...Chicago went on to win the Stanley Cup.





2008 PLAYOFF STATISTICS

#	POS	PLAYER	GP	TOI/G	G	A	PTS	+/-	PIM	PPG	SHG	GWG	SOG	SH%
12	LW	BRIAN ROLSTON	6	22:26	2	4	6	4	8	0	1	0	31	6.5
9	C	MIKKO KOIVU	6	21:56	4	1	5	0	4	0	1	0	20	20.0
96	RW	PIERRE-MARC BOUCHARD	6	17:46	2	2	4	1	2	1	0	1	18	11.1
38	RW	PAVOL DEMITRA	6	21:08	1	2	3	0	2	1	0	0	15	6.7
17	LW	TODD FEDORUK	6	13:37	1	1	2	-2	16	1	0	0	5	20.0
3	D	KEITH CARNEY	6	15:12	1	1	2	2	0	0	0	1	2	50.0
8	D	BRENT BURNS	6	27:34	0	2	2	0	6	0	0	0	17	0.0
34	LW	AARON VOROS	5	10:39	1	0	1	-1	16	0	0	0	10	10.0
5	D	KIM JOHNSON	6	28:08	0	1	1	-1	18	0	0	0	12	0.0
15	C	JAMES SHEPPARD	6	10:36	0	1	1	-1	4	0	0	0	4	0.0
10	RW	MARIAN GABORIK	6	21:51	0	1	1	-3	4	0	0	0	25	0.0
33	D	PETTERI NUMMELIN	4	16:16	0	1	1	-1	0	0	0	0	10	0.0
19	LW	STEPHANE VEILLEUX	6	15:42	0	0	0	-2	27	0	0	0	13	0.0
24	LW	DEREK BOOGAARD	6	4:48	0	0	0	-1	24	0	0	0	0	0.0
41	D	MARTIN SKOULA	6	26:40	0	0	0	-1	0	0	0	0	3	0.0
25	C	ERIC BELANGER	6	18:34	0	0	0	-1	4	0	0	0	9	0.0
6	D	SEAN HILL	5	10:53	0	0	0	-2	4	0	0	0	1	0.0
92	RW	BRANKO RADIVOJEVIC	2	14:35	0	0	0	0	0	0	0	0	2	0.0
11	LW	CHRIS SIMON	2	6:54	0	0	0	-1	0	0	0	0	0	0.0
2	D	ERIK REITZ	2	6:17	0	0	0	-1	0	0	0	0	0	0.0
55	D	NICK SCHULTZ	1	16:11	0	0	0	0	0	0	0	0	0	0.0
21	RW	MARK PARRISH	1	5:04	0	0	0	0	0	0	0	0	1	0.0
67	LW	BENOIT POULIOT	1	10:16	0	0	0	1	0	0	0	0	2	0.0
83	RW	MATT FOY	1	6:49	0	0	0	0	0	0	0	0	0	0.0
#	GOALTENDER		GP	W	L	SA	GA	GAA	SV	SV%	SO	A	PIM	MIN
32	NIKLAS BACKSTROM		6	2	4	170	17	2.83	153	.900	0	0	0	361
29	JOSH HARDING		1	0	0	11	0	0.00	11	1.00	0	0	0	20




2008 PLAYOFF RESULTS

2008 WESTERN CONFERENCE QUARTERFINAL #3 MINNESOTA WILD VS. #6 COLORADO AVALANCHE Wild lose series 4-2 (Wild 1-2 at Xcel Energy Center, 1-2 at Colorado)

DATE	OPP.	Scoring By Period	Shots By Period	Power Plays	Penalties/Minutes	Game-Winning Goal	Goalie (Saves-Shots)	Attn.
G1	COL	0 2 0 1 3	2 5 12 3 22	1-1	6-12	Sakic	Theodore (28-30)	
4/9	MIN	0 0 2 0 2	11 9 8 2 30	1-5	2-4		Backstrom (19-22)	*19,352
G2	COL	1 0 1 0 2	8 8 10 0 26	1-4	4-8		Theodore (28-31)	
4/11	MIN	0 0 2 1 3	7 7 16 1 31	1-3	5-10	Carney (1)	Backstrom (24-26)	*19,360
G3	MIN	0 0 2 1 3	9 14 4 12 39	0-4	7-14	Bouchard (1)	Backstrom (44-46)	
4/14	COL	1 0 1 0 2	12 17 10 7 46	0-6	5-10		Theodore (36-39)	*18,007
G4	MIN	0 0 1 - 1	7 7 11 - 25	0-5	25-101		BACKSTROM (24-29); Harding (11-11)	
4/15	COL	3 2 0 - 5	18 11 11 - 40	2-13	12-43	Wolski	Theodore (24-25)	*18,007
G5	COL	1 0 2 - 3	6 8 3 - 17	2-3	3-6	Stastny	Theodore (38-40)	
4/17	MIN	1 0 1 - 2	17 15 8 - 40	1-3	3-6		Backstrom (14-17)	*19,364
G6	MIN	0 1 0 - 1	11 15 9 - 35	0-1	3-6		Backstrom (28-30)	
4/19	COL	1 1 0 - 2	11 8 11 - 30	0-3	1-2	Smyth	Theodore (34-35)	*18,007
TOTALS	OPP.	Scoring By Period	Shots By Period	Power Plays (Percentage)	Penalties/Minutes	Goalies	Goalies (Record, Saves-Shots)	
	COL	7 5 4 1 17	57 57 57 10 181	6-30 (20.0)	31-81		Theodore (4-2, 188-200)	
	MIN	1 1 8 2 12	62 67 56 15 200	3-21 (14.3)	45-141		Backstrom (2-4, 153-170); Harding (0-0, 11-11)	

SERIES NOTES

The Wild fell in six games to the Colorado Avalanche in the Western Conference Quarterfinal series...It was the third all-time postseason appearance for Minnesota...Brian Rolston led the team in points (2-4=6) and assists (4) and tied a franchise record with a three-game assist streak...Mikko Koivu led the team in goals with four and tied a franchise record by scoring in four consecutive games to start the series (4/9-4/15)...Niklas Backstrom started all six games for the Wild and went 2-4 while stopping 153-of-170 shots for a .900 SV%...For Colorado, Jose Theodore stopped 188-of-200 shots faced (.940 SV%), a franchise record for saves by an opposing goaltender in a series besting Patrick Roy's mark in 2003 of 161 saves...Joe Sakic led the Avalanche with six points (2-4=6) against the Wild...Andrew Brunette's three goals led Colorado and Sakic and Peter Forsberg both notched four assists to lead the Avs...The first three games of the series went to overtime, continuing a streak from 2003 that saw the final two games of Western Conference Quarterfinal between these two teams go to overtime...All five games had 3-2 final scores...The Wild set playoff franchise records with 101 PIM, 25 penalties taken and 13 short-handed opportunities in a 5-1 loss in Game 4 at the Pepsi Center...The Wild lost Game 5 despite setting a franchise record for shots in a period with 17 in the first stanza and totaling 40 shots overall (which tied a franchise record)...In Game 6, Aaron Voros tallied his first career playoff goal to tie the score in the second period but the Avs won 2-1 to take the series.





2007 PLAYOFF STATISTICS

#	POS	PLAYER	GP	TOI/G	G	A	PTS	+/-	PIM	PPG	SHG	GWG	SOG	SH%
10	RW	MARIAN GABORIK	5	19:31	3	1	4	3	8	1	1	1	18	16.7
38	C	PAVOL DEMITRA	5	19:47	1	3	4	-1	0	0	0	0	9	11.1
96	RW	PIERRE-MARC BOUCHARD	5	14:48	1	1	2	-3	0	0	0	0	2	50.0
12	C	BRIAN ROLSTON	5	20:25	1	1	2	-2	4	0	0	0	23	4.3
33	D	PETTERI NUMMELIN	3	19:59	1	1	2	1	0	1	0	0	5	20.0
26	D	KURTIS FOSTER	3	18:38	0	2	2	0	0	0	0	0	5	0.0
21	RW	MARK PARRISH	5	15:46	1	0	1	2	0	0	0	0	13	7.7
9	C	MIKKO KOIVU	5	17:43	1	0	1	-1	4	0	0	0	8	12.5
55	D	NICK SCHULTZ	5	18:05	0	1	1	-3	0	0	0	0	4	0.0
37	C	WES WALZ	5	11:50	0	1	1	1	4	0	0	0	9	0.0
8	D	BRENT BURNS	5	18:59	0	1	1	1	14	0	0	0	12	0.0
24	LW	DEREK BOOGAARD	5	5:59	0	1	1	0	20	0	0	0	1	0.0
41	D	MARTIN SKOULA	5	19:02	0	0	0	2	4	0	0	0	5	0.0
19	LW	STEPHANE VEILLEUX	5	12:39	0	0	0	0	4	0	0	0	6	0.0
3	D	KEITH CARNEY	5	13:57	0	0	0	1	4	0	0	0	1	0.0
92	LW	BRANKO RADIVOJEVIC	5	14:14	0	0	0	-1	2	0	0	0	9	0.0
28	C	TODD WHITE	4	14:18	0	0	0	-1	0	0	0	0	6	0.0
17	C	WYATT SMITH	4	11:01	0	0	0	0	0	0	0	0	2	0.0
5	D	KIM JOHANSSON	4	23:06	0	0	0	-1	2	0	0	0	4	0.0
18	RW	ADAM HALL	3	10:06	0	0	0	0	7	0	0	0	2	0.0

#	GOALTENDER	GP	W	L	SA	GA	GAA	SV	SV%	SO	A	PIM	MIN
32	NIKLAS BACKSTROM	5	1	4	145	11	2.22	134	.924	0	1	2	296:39



2007 PLAYOFF RESULTS



2007 WESTERN CONFERENCE QUARTERFINAL #2 ANAHEIM DUCKS VS. #7 MINNESOTA WILD *Wild lose series, 4-1 (Wild 1-1 at Xcel Energy Center, 0-3 at Anaheim)*

DATE	OPP.	Scoring By Period	Shots By Period	Power Plays	Penalties/ Minutes	Game-Winning Goal	Goalie (Saves-Shots)	Attn.
G1	MIN	0 1 0 - 1	11 8 6 - 25	0-4	4-8		Backstrom (32-34)	
4/11	ANA	0 1 1 - 2	13 9 12 - 34	0-3	5-10	Penner	Bryzgalov (24-25)	*17,180
G2	MIN	0 1 1 - 2	9 10 13 - 32	0-6	9-29		Backstrom (22-25)	
4/13	ANA	1 2 0 - 3	11 8 6 - 25	2-4	11-33	Getzlaf	Bryzgalov (30-32)	*17,324
G3	ANA	1 0 1 - 2	7 6 6 - 19	1-4	7-14	R. Niedermayer	Bryzgalov (19-20)	
4/15	MIN	0 0 1 - 1	6 8 6 - 20	1-5	6-12		Backstrom (17-19)	*19,224
G4	ANA	0 1 0 - 1	9 11 9 - 29	1-4	9-48		BRYZGALOV (32-36); Giguere (4-4)	
4/17	MIN	0 1 3 - 4	14 11 15 - 40	1-7	4-14	Gaborik (1)	Backstrom (28-29)	*19,174
G5	MIN	0 1 0 - 1	6 11 10 - 27	0-5	5-10		Backstrom (35-38)	
4/19	ANA	1 1 2 - 4	11 22 6 - 39	1-4	6-12	Getzlaf	Giguere (26-27)	*17,318

TOTALS	Scoring By Period	Shots By Period	Power Plays (Percentage)	Penalties/ Minutes	Goaltenders (Record, Saves-Shots)
ANA	3 5 4 - 12	51 56 39 - 146	5-19 (26.3)	38-117	Bryzgalov (3-1, 105-113); Giguere (1-0, 30-31)
MIN	0 4 5 - 9	46 48 50 - 144	2-27 (7.4)	28-73	Backstrom (1-4, 134-145)

SERIES NOTES

The Wild fell in five games to the Anaheim Ducks in the Western Conference Quarterfinal series...It was the second all-time postseason appearance for Minnesota and also the second to end with a loss to the Ducks...Wild goaltender Niklas Backstrom stopped 134 of the 145 shots he faced in the series (.924), but went 1-4 in his first appearance in the Stanley Cup Playoffs...Marian Gaborik and Pavol Demitra each paced the Wild with four points apiece...Gaborik also led the Wild with three postseason goals, while Demitra was the team-leader with three playoff assists...Ilya Bryzgalov went 3-1 in the first four games of the series, stopping 105 of the 113 shots he faced (.929)...J.S. Giguere went 1-0 and stopped 30 of the 31 shots he faced in two appearances...The Ducks won the first three games of the series, extending their postseason winning streak against the Wild to seven games before Minnesota claimed a 4-1 win in Game 4...The Wild victory improved Minnesota's record in playoff elimination games to 7-1...The Wild's season ended with an April 19 loss in Game 5 at Anaheim...Gaborik scored a short-handed goal in the first to knot the game at one before Anaheim scored three unanswered goals, including an empty-netter, to give them a 4-1 victory in the game and the series.





2003 PLAYOFF STATISTICS

#	POS	PLAYER	GP	TOI/G	G	A	PTS	+/-	PIM	PPG	SHG	GWG	SOG	SH%
10	RW	MARIAN GABORIK	18	18:09	9	8	17	2	6	4	0	0	52	17.3
37	C	WES WALZ	18	17:19	7	6	13	5	14	0	2	2	29	24.1
15	LW	ANDREW BRUNETTE	18	15:01	7	6	13	-3	4	4	0	1	33	21.2
33	RW	SERGEI ZHOLTOK	18	15:39	2	11	13	-7	0	1	0	0	34	5.9
7	C	CLIFF RONNING	17	16:35	2	7	9	-3	4	1	0	0	37	5.4
11	LW	PASCAL DUPUIS	16	16:53	4	4	8	0	8	2	0	1	36	11.1
17	D	FILIP KUBA	18	26:39	3	5	8	-8	24	3	0	0	21	14.3
18	RW	RICHARD PARK	18	17:00	3	3	6	-2	4	0	0	1	26	11.5
14	C	DARBY HENDRICKSON	17	16:57	2	3	5	1	4	0	0	1	22	9.1
28	LW	JEREMY STEVENSON	14	12:24	0	5	5	0	12	0	0	0	17	0.0
24	LW	ANTTI LAAKSONEN	16	16:34	1	3	4	-3	4	0	0	0	25	4.0
2	D	WILLIE MITCHELL	18	24:46	1	3	4	5	14	0	0	0	18	5.6
23	RW	JASON MARSHALL	15	10:50	1	1	2	-1	16	0	0	1	12	8.3
77	D	LUBOMIR SEKERAS	15	16:53	1	1	2	-2	6	1	0	1	13	7.7
34	C	JIM DOWD	15	12:58	0	2	2	-1	0	0	0	0	24	0.0
96	C	PIERRE-MARC BOUCHARD	5	13:15	0	1	1	-1	2	0	0	0	8	0.0
20	D	ANDREI ZYUZIN	18	23:05	0	1	1	-3	14	0	0	0	30	0.0
55	D	NICK SCHULTZ	18	19:37	0	1	1	5	10	0	0	0	5	0.0
5	D	BRAD BOMBARDIR	4	14:52	0	0	0	-1	0	0	0	0	1	0.0
16	RW	BILL MUCKALT	5	11:17	0	0	0	-3	0	0	0	0	4	0.0
4	D	BRAD BROWN	11	8:16	0	0	0	-1	16	0	0	0	0	0.0
12	LW	MATT JOHNSON	12	6:36	0	0	0	0	25	0	0	0	2	0.0

#	GOALTENDER	GP	W	L	SA	GA	GAA	SV	SV%	SO	A	PIM	MIN
35	MANNY FERNANDEZ	9	3	4	253	18	1.96	235	.929	0	0	0	552
30	WAYNE ROLOSON	11	5	6	257	25	2.59	232	.903	0	0	4	579



2003 PLAYOFF RESULTS



2003 WESTERN CONFERENCE QUARTERFINAL #3 COLORADO AVALANCHE VS. #6 MINNESOTA WILD Wild win series, 4-3 (Wild 1-2 at Xcel Energy Center, 3-1 at Colorado)

DATE	OPP.	Scoring By Period	Shots By Period	Power Plays	Penalties/ Minutes	Game-Winning Goal	Goalie (Saves-Shots)	Attn.
G1	COL	1 2 3 OT F	1 2 3 OT T				Roy (23-27)	*18,007
4/10	MIN	0 3 1 - 4	3 14 10 - 27	2-3	3/6	Walz (1)	Roloson (39-41)	
G2	COL	2 0 1 - 3	13 10 5 - 28	1-6	7/14	Willisie	Roy (24-26)	*18,007
4/12	MIN	1 0 1 - 2	4 12 10 - 26	1-5	9/18		Roloson (25-28)	
G3	COL	1 1 1 - 3	8 5 5 - 18	1-4	8/16	Tanguay	Roy (18-18)	
4/14	MIN	0 0 0 - 0	7 8 3 - 18	0-6	6/12		Roloson (15-18)	*19,354
G4	COL	2 0 1 - 3	7 6 8 - 21	1-3	3/6	Sakic	Roy (24-25)	
4/16	MIN	0 0 1 - 1	10 5 10 - 25	1-3	3/6	ROLOSON (2-4); Fernandez (16-17)	Roy (25-28)	*19,350
G5	COL	0 0 2 - 2	8 5 15 - 28	0-6	6/12		Roy (25-28)	*18,007
4/19	MIN	1 2 0 - 3	7 14 7 - 28	1-6	6/12	Dupuis (1)	Fernandez (26-28)	
G6	COL	0 0 2 0 2	9 4 11 0 24	0-1	2/4		Roy (20-23)	
4/21	MIN	0 0 2 1 3	7 8 4 4 23	0-2	1/2	Park (1)	Fernandez (22-24)	*19,350
G7	COL	0 1 1 0 2	12 17 10 6 45	1-3	5/10		Roy (27-30)	*18,007
4/22	MIN	0 1 1 1 3	8 6 14 2 30	2-4	4/8	Brunette (1)	Fernandez (43-45)	

TOTALS	Scoring By Period	Shots By Period	Power Plays	Penalties/ Minutes	Goalies
COL	1 2 3 OT F	1 2 3 OT T	(Percentage)		(Record, Saves-Shots)
COL	5 3 9 0 17	75 61 63 6 205	4-27	34-68	Roy (3-4, 161-177)
MIN	2 6 6 2 16	46 67 58 6 177	7-29	32-64	Roloson (1-3, 81-91); Fernandez (3-0, 107-114)

SERIES NOTES

The Minnesota Wild, in its first-ever playoff series, made NHL history...The club became only the eighth team in NHL history to win the first playoff series it competed in...Minnesota also became only the eighth NHL team to come back from a 3-1 deficit and win Games 5 and 7 on the road...Andrew Brunette scored the series-clinching goal, beating Patrick Roy, at 3:25 of overtime in Game 7 at Pepsi Center...Manny Fernandez started and won the final three games of the series...Overall, the netminder was 3-0 and stopped 107-of-114 shots faced in four games played...Brunette (3-3=6), Marian Gaborik (4-2=6) and Sergei Zholtok (0-6=6) finished tied for the team lead in scoring with six points in seven games versus Colorado...The Wild earned a victory in the franchise's first-ever playoff game with a 4-2 win over Colorado in Game 1 at Pepsi Center...Filip Kuba scored the club's first playoff goal and Dwayne Roloson earned the first playoff win in net...The Avalanche rebounded to win the following three games, including two in Saint Paul, and took a commanding 3-1 series advantage...in the first playoff game at Xcel Energy Center, Minnesota fell to Colorado, 3-0...Roy posted his NHL playoff-record 23rd shutout in the win...Facing elimination on the road in Game 5, the Wild raced to a 3-0 second period lead and forced Game 6 back in Minnesota with a 3-2 victory...The Wild earned its first home playoff win and first overtime playoff victory, 3-2, in Game 6 at Xcel Energy Center...Richard Park scored the game-winning goal at 4:22 of the extra session...The tally was his second of the game, marking the franchise's first-ever two-goal playoff game and set the stage for Minnesota's historic Game 7 victory.

2003 WESTERN CONFERENCE SEMIFINAL #4 VANCOUVER CANUCKS VS. #6 MINNESOTA WILD Wild win series, 4-3 (Wild 1-2 at Xcel Energy Center, 3-1 at Vancouver)

DATE	OPP.	Scoring By Period	Shots By Period	Power Plays	Penalties/ Minutes	Game-Winning Goal	Goalie (Saves-Shots)	Attn.
G1	VAN	0 1 2 1 4	7 16 12 4 39	1-4	3-6	Klatt	Cloutier (18-21)	*18,514
4/25	MIN	1 0 2 0 3	5 5 10 1 21	1-2	5-10		Fernandez (35-39)	
G2	VAN	0 1 1 - 2	8 11 12 - 31	0-3	8-32		Cloutier (15-18)	*18,514
4/27	MIN	0 1 2 - 3	8 7 3 - 18	0-3	9-42	Walz (2)	Roloson (29-31)	
G3	VAN	1 2 0 - 3	3 7 3 - 13	3-6	9-21	D. Sedin	Cloutier (16-18)	
4/29	MIN	1 1 0 - 2	5 8 5 - 18	2-7	8-19		Roloson (15-18)	*19,394
G4	VAN	0 0 2 1 3	11 6 9 4 30	1-6	5-10	Sopel	Cloutier (25-27)	
5/2	MIN	1 0 1 0 2	9 8 6 4 27	0-4	7-14		Fernandez (27-30)	*19,386
G5	VAN	1 1 0 - 2	9 6 12 - 27	0-3	8-16		Cloutier (15-21); Auld (4-5)	*18,514
5/5	MIN	1 5 1 - 7	9 12 5 - 26	1-5	6-12	Marshall (1)	Roloson (25-27)	
G6	VAN	0 0 1 - 1	12 7 12 - 31	1-4	8-16		Cloutier (18-23)	
5/7	MIN	0 2 3 - 5	4 12 7 - 23	3-5	7-14	Sekeras (1)	Roloson (30-31)	*19,350
G7	VAN	0 2 0 - 2	12 7 7 - 26	0-0	2-4		Cloutier (12-16)	*18,514
5/8	MIN	0 1 3 - 4	6 4 6 - 16	1-2	0-0	Hendrickson (1)	Roloson (24-26)	

TOTALS	Scoring By Period	Shots By Period	Power Plays	Penalties/ Minutes	Goalies
VAN	1 2 3 OT F	1 2 3 OT T	(Percentage)		(Record, Saves-Shots)
VAN	2 7 6 2 17	62 60 67 8 197	6-26 (23.1)	43-105	Cloutier (3-4, 119-144); Auld (0-0, 4-5)
MIN	4 10 12 0 26	46 56 42 5 149	8-28 (28.6)	42-111	Fernandez (0-2, 62-69); Roloson (4-1, 123-130)



2003 PLAYOFF RESULTS

SERIES NOTES

For the second straight series, the Minnesota Wild overcame a 3-games-to-1 deficit, this time defeating the Vancouver Canucks in a Western Conference Semifinal series, 4-3...The Wild became the first team in NHL history to come back from a 3-1 deficit twice in the same postseason and also became only the second club ever to win two Game 7's on the road in the same playoff year...The win also raised the team's record to 6-0 in its first six "elimination games"...Minnesota outscored the Canucks 16-5 over the final three games of the series...Marian Gaborik led all scorers with five goals and 11 points (5-6=11) in seven games...Wes Walz tied for the team lead in goals with five and finished the seven-game series with nine points (5-4=9)...Dwayne Roloson won Games 5, 6 and 7 and finished the series with a 4-1 record and only seven goals allowed in 130 shots faced...Minnesota battled back from a 2-0 second period hole to earn a 4-2 win over Vancouver in Game 7 at GM Place...Darby Hendrickson scored the game-winning goal with just under six minutes to play as the Wild earned its first-ever trip to the Western Conference Final...The two teams split the first two games of the series at GM Place with the Canucks winning Game 1, 4-3 in overtime, and the Wild capturing Game 2, 3-2...Vancouver seized control of the series with two road wins at Xcel Energy Center, including a 3-2 overtime victory in Game 4...Minnesota staved off elimination thanks to five second-period goals and a 7-2 road win in Game 5...The Wild scored five more goals in a 5-1 Game 6 victory at Xcel Energy Center...Gaborik posted his third consecutive multi-point game (0-2=2) and Andrew Brunette scored a pair of goals to set up another historic Game 7 showdown.

2003 WESTERN CONFERENCE SEMIFINAL #6 MINNESOTA WILD VS. #7 MIGHTY DUCKS OF ANAHEIM *Wild loses series, 4-0 (Wild 0-2 at Xcel Energy Center, 0-2 at Anaheim)*

DATE	OPP.	Scoring By Period					Shots By Period					Power Plays	Penalties/ Minutes	Game-Winning Goal	Goalie (Saves-Shots)		Attn.
		1	2	3	OT	F	1	2	3	OT	T						
G1	ANA	0	0	0	1	1	6	7	4	8/1	26	0-1	5/10	Sykora	Giguere (39-39)		
5/10	MIN	0	0	0	0	0	8	11	10	7/3	39	0-5	1/2		Fernandez (25-26)	*19,350	
G2	ANA	0	1	1	—	2	7	10	5	—	22	0-3	3/6	Sauer	Giguere (24-24)		
5/12	MIN	0	0	0	—	0	9	6	9	—	24	0-3	3/6		Roloson (20-22)	*19,344	
G3	ANA	1	3	0	—	4	11	12	9	—	32	0-4	5/10		Giguere (35-35)	*17,174	
5/14	MIN	0	0	0	—	0	16	7	12	—	35	0-4	5/10		ROLOSON (13-16); Fernandez (15-16)		
G4	ANA	1	1	0	—	2	9	13	6	—	28	2-3	6/12	Oates	Giguere (24-25)	*17,174	
5/16	MIN	1	0	0	—	1	8	10	7	—	25	1-4	5/10		Fernandez (26-28)		
TOTALS		Scoring By Period					Shots By Period					Power Plays (Percentage)	Penalties/ Minutes	Goalenders (Record, Saves-Shots)			
		1	2	3	OT	F	1	2	3	OT	T						
	ANA	2	5	1	1	9	33	42	24	8/1	108	2-11 (18.2)	19-38	Giguere (4-0, 122-123)			
	MIN	1	0	0	0	1	39	34	38	7/3	123	1-16 (6.3)	14-28	Fernandez (0-2, 66-70); Roloson (0-2, 33-38)			

SERIES NOTES

The Wild fell in four games to the Mighty Ducks of Anaheim during the club's first-ever appearance in the Western Conference Final...Ducks goaltender J.S. Giguere posted a 4-0 mark in the series, turned aside 122-of-123 shots faced and recorded a 212:43 shutout streak...Minnesota's season came to an end with a 2-1 defeat in Game 4 at Arrowhead Pond of Anaheim...Andrew Brunette netted the Wild's lone goal of the series and staked the team to a 1-0 advantage in its seventh "elimination game" of the post season...The Ducks answered with a pair of goals from Adam Oates to clinch the Western Conference crown...The Wild lost its home-ice advantage in the series when it dropped Game 1 at Xcel Energy Center, 1-0, in double overtime...The game marked the franchise's first-ever, double-overtime Stanley Cup Playoff game...Minnesota was shutout in back-to-back games for the first time in its playoff history when it dropped Game 2 to Anaheim, 2-0, in Saint Paul...Both Mighty Ducks goals were shorthanded and Giguere ran his playoff scoreless streak to 148:06 with the win...The Wild fell behind 3-0 in the series when it lost Game 3 in Anaheim, 4-0.

ALL-TIME PLAYOFF OVERTIME RESULTS

Date	Opponent	Game/ Series	Score	Goal Scorer	Time/OT	Series Winner
4/21/03	vs. Colorado	6/Con. Qrt	3-2	Richard Park	4:22/1OT	Minnesota (4-3)
4/22/03	@ Colorado	7/Con. Qrt	3-2	Andrew Brunette	3:25/1OT	Minnesota (4-3)
4/25/03	@ Vancouver	1/Con. Semi	3-4	Trent Klatt	3:42/1OT	Minnesota (4-3)
5/02/03	vs. Vancouver	4/Con. Semi	2-3	Brent Sopel	15:52/1OT	Minnesota (4-3)
5/10/03	vs. Anaheim	1/Con. Final	0-1	Petr Sykora	8:06/2OT	Anaheim (4-0)
4/09/08	vs. Colorado	1/Con. Qrt	2-3	Joe Sakic	11:11/OT	Colorado (4-2)
4/11/08	vs. Colorado	2/Con. Qrt	3-2	Keith Carney	1:14/OT	Colorado (4-2)
4/14/08	@ Colorado	3/Con. Qrt	3-2	Pierre-Marc Bouchard	11:58/OT	Colorado (4-2)

PLAYOFF OT RECORD: 4-4 • PLAYOFF OT HOME RECORD: 2-3 • PLAYOFF OT ROAD RECORD: 2-1

PLAYOFF RECORD BOOK



TEAM RECORDS

PLAYOFF HISTORY

CONFERENCE FINAL APPEARANCES

1 - 2003

CONFERENCE SEMIFINAL APPEARANCES

1 - 2003

PLAYOFF APPEARANCES

4 - 2003, 2007, 2008, 2013

GAMES PLAYED, TOTAL: 28

GAMES WON, TOTAL: 10

GAMES LOST, TOTAL: 18

GAMES

GAMES PLAYED, SEASON

18 - 2003

At Home:

8 - 2003

On Road:

10 - 2003

MOST GAMES PLAYED, SERIES

7 - 2003, Conference Quarterfinal vs. COL

7 - 2003, Conference Semifinal vs. VAN

FEWEST GAMES PLAYED, SERIES

4 - 2003, Conference Final vs. ANA

WINS

WINS, SEASON

8 - 2003

At Home:

2 - 2003

On Road:

6 - 2003

MOST WINS, SERIES

4 - 2003, Conference Quarterfinal vs. COL

4 - 2003, Conference Semifinal vs. VAN

FEWEST WINS, SERIES

0 - 2003, Conference Final vs. ANA

LOSSES

LOSSES, SEASON

10 - 2003

At Home:

6 - 2003

On Road:

4 - 2003

MOST LOSSES, SERIES

4 - 4x, last, 2013, Conference Quarterfinal vs. CHI

FEWEST LOSSES, SERIES

3 - 2003, Conference Quarterfinal vs. Colorado

3 - 2003, Conference Semifinal vs. Vancouver

OVERTIME

OVERTIME GAMES, TOTAL: 10

OVERTIME WINS, TOTAL: 5

OVERTIME LOSSES, TOTAL: 5

OVERTIME GAMES, SEASON

5 - 2003

At Home:

3 - 2003

On Road:

2 - 2003

OVERTIME GAMES, SERIES

3 - 2008, Conference Quarterfinal vs. COL

At Home:

2 - 2008, Conference Quarterfinal vs. COL

On Road:

1 - 4x, last, 2013 Conference Quarterfinal vs. CHI

OVERTIME WINS, SEASON

2 - 2003

- 2008

At Home:

1 - 3x, last 2013

- 2008

On Road:

1 - 2003

- 2008

OVERTIME WINS, SERIES

2 - 2003, Conference Quarterfinal vs. COL

- 2008, Conference Quarterfinal vs. COL

At Home:

1 - 3x, last, 2013 Conference Quarterfinal vs. CHI

On Road:

1 - 2003, Conference Quarterfinal vs. COL

- 2008, Conference Quarterfinal vs. COL

OVERTIME LOSSES, SEASON

3 - 2003

At Home:

2 - 2003

On Road:

1 - 2x, last 2013

OVERTIME LOSSES, SERIES

2 - 2003, Conference Semifinal vs. VAN

At Home:

1 - 3x, last, 2008 Conference Final vs. COL

On Road:

1 - 3x, last 2013, Conference Quarterfinal vs. CHI

LONGEST OVERTIME GAME

28:06 - 5/10/03, 1-0 (OT) loss vs. ANA (CF-Game 1)

At Home:

28:06 - 5/10/03, 1-0 (OT) loss vs. ANA (CF-Game 1)

On Road:

16:35 - 4/30/13, 2-1 (OT) loss at CHI (CQ-Game 1)

SHORTEST OVERTIME GAME

1:14 - 4/11/08, 3-2 (OT) win vs. COL (CQ-Game 2)

At Home:

1:14 - 4/11/08, 3-2 (OT) win vs. COL (CQ-Game 2)

On Road:

3:25 - 4/22/03, 3-2 (OT) win at COL (CQ-Game 7)

MARGINS

LARGEST MARGIN OF VICTORY, GAME

5 - 5/5/03 in 7-2 victory at VAN (CS-Game 5)

At Home:

4 - 5/7/03 in 5-1 victory vs. VAN (CS-Game 6)

On Road:

5 - 5/5/03 in 7-2 victory at VAN (CS-Game 5)

LARGEST MARGIN OF DEFEAT, GAME

4 - 3x, 5/5/13 in 5-1 defeat at CHI (CQ-Game 5)

At Home:

3 - 4/14/03 in 3-0 defeat vs. COL (CQ-Game 3)

On Road:

4 - 3x, 5/5/13 in 5-1 defeat at CHI (CQ-Game 5)

STREAKS

LONGEST WINNING STREAK

3 - 5/5-5/8/03

3 - 4/19-4/22/03

At Home:

1 - 5x, 5/5/13

On Road:

3 - 5/5-5/8/03

3 - 4/19-4/22/03



PLAYOFF RECORD BOOK

TEAM RECORDS

LONGEST LOSING STREAK

4 - 5/10-5/16/03
At Home:
 2 - 3x, last, 5/10-5/12/03
On Road:
 3 - 2x, last, 4/30-5/9/13

LONGEST SHUTOUT STREAK

95:36 - 5/8-5/10/03
At Home:
 88:06 - 5/10/03
On Road:
 56:12 - 4/12-4/19/03

LONGEST SCORELESS STREAK

215:26 - 5/8-5/16/03
At Home:
 157:29 - 5/7-5/12/03
On Road:
 67:10 - 5/8-5/16/03

GOALS

MOST GOALS, SEASON

43 - 2003
At Home:
 13 - 2003
On Road:
 30 - 2003

MOST GOALS AGAINST, SEASON

43 - 2003
At Home:
 18 - 2003
On Road:
 25 - 2003

MOST GOALS, SERIES

26 - 2003, Conference Semifinal vs. VAN (7G)
At Home:
 9 - 2003, Conference Semifinal vs. VAN (7G)
On Road:
 17 - 2003, Conference Semifinal vs. VAN (7G)

MOST GOALS, 4-GAME SERIES:

1 - 2003, Conference Final vs. ANA
At Home:
 0 - 2003, Conference Final vs. ANA
On Road:
 1 - 2003, Conference Final vs. ANA

MOST GOALS, 5-GAME SERIES:

9 - 2007, Conference Quarterfinal vs. ANA
At Home:
 5 - 2007, Conference Quarterfinal vs. ANA
On Road:
 4 - 2x, last, 2013 Conference Quarterfinal vs. CHI

MOST GOALS, 6-GAME SERIES:

12 - 2008, Conference Quarterfinal vs. COL
At Home:
 7 - 2008, Conference Quarterfinal vs. COL
On Road:
 5 - 2008, Conference Quarterfinal vs. COL

MOST GOALS, 7-GAME SERIES

26 - 2003, Conference Semifinal vs. VAN
At Home:
 9 - 2003, Conference Semifinal vs. VAN
On Road:
 17 - 2003, Conference Semifinal vs. VAN

FEWEST GOALS, SERIES

1 - 2003, Conference Final vs. ANA (4G)
At Home:
 0 - 2003, Conference Final vs. ANA (4G)
On Road:
 1 - 2003, Conference Final vs. ANA (4G)

FEWEST GOALS, 4-GAME SERIES

1 - 2003, Conference Final vs. ANA
At Home:
 0 - 2003, Conference Final vs. ANA
On Road:
 1 - 2003, Conference Final vs. ANA

FEWEST GOALS, 5-GAME SERIES:

7 - 2013, Conference Quarterfinal vs. CHI
At Home:
 3 - 2013, Conference Quarterfinal vs. CHI
On Road:
 4 - 2x, last, 2013, Conference Quarterfinal vs. CHI

FEWEST GOALS, 6-GAME SERIES:

12 - 2008, Conference Quarterfinal vs. COL
At Home:
 7 - 2008, Conference Quarterfinal vs. COL
On Road:
 5 - 2008, Conference Quarterfinal vs. COL

FEWEST GOALS, 7-GAME SERIES

16 - 2003, Conference Quarterfinal vs. COL
At Home:
 4 - 2003, Conference Quarterfinal vs. COL
On Road:
 12 - 2003, Conference Quarterfinal vs. COL

MOST GOALS AGAINST, SERIES

17 - 4x, 2013, Conference Quarterfinal vs. CHI (5G)
At Home:
 8 - 2003, Conference Quarterfinal vs. COL (7G)
 2008, Conference Quarterfinal vs. COL (6G)
On Road:
 12 - 2013, Conference Quarterfinal vs. CHI (5G)

MOST GOALS AGAINST, 4-GAME SERIES

9 - 2003, Conference Final vs. ANA
At Home:
 3 - 2003, Conference Final vs. ANA
On Road:
 6 - 2003, Conference Final vs. ANA

MOST GOALS AGAINST, 5-GAME SERIES

17 - 2013, Conference Quarterfinal vs. CHI
At Home:
 5 - 2013, Conference Quarterfinal vs. CHI
On Road:
 12 - 2013, Conference Quarterfinal vs. CHI

MOST GOALS AGAINST, 6-GAME SERIES

17 - 2008, Conference Quarterfinal vs. COL
At Home:
 8 - 2008, Conference Quarterfinal vs. COL
On Road:
 9 - 2008, Conference Quarterfinal vs. COL

MOST GOALS AGAINST, 7-GAME SERIES

17 - 2003, Conference Semifinal vs. VAN
 2003, Conference Quarterfinal vs. COL
At Home:
 8 - 2003, Conference Quarterfinal vs. COL
On Road:
 10 - 2003, Conference Quarterfinal vs. VAN

FEWEST GOALS AGAINST, SERIES

9 - 2003, Conference Final vs. ANA (4G)
At Home:
 3 - 2003, Conference Final vs. ANA (4G)
On Road:
 6 - 2003, Conference Final vs. ANA (4G)

FEWEST GOALS AGAINST, 4-GAME SERIES

9 - 2003, Conference Final vs. ANA
At Home:
 3 - 2003, Conference Final vs. ANA
On Road:
 6 - 2003, Conference Final vs. ANA

TEAM RECORDS

FEWEST GOALS AGAINST, 5-GAME SERIES

12 - 2007, Conference Quarterfinal vs. ANA
At Home:
 3 - 2007, Conference Quarterfinal vs. ANA
On Road:
 9 - 2007, Conference Quarterfinal vs. ANA

FEWEST GOALS AGAINST, 6-GAME SERIES

17 - 2008, Conference Quarterfinal vs. COL
At Home:
 8 - 2008, Conference Quarterfinal vs. COL
On Road:
 9 - 2008, Conference Quarterfinal vs. COL

FEWEST GOALS AGAINST, 7-GAME SERIES

17 - 2003, Conference Semifinal vs. VAN
 2003, Conference Quarterfinal vs. COL
At Home:
 7 - 2003, Conference Semifinal vs. Vancouver
On Road:
 9 - 2003, Conference Quarterfinal vs. Colorado

MOST GOALS COMBINED, SERIES

43 - 2003, Conference Semifinal (MIN-26, VAN-17)
At Home:
 16 - 2003, Conference Semifinal (MIN-9, VAN-7)
On Road:
 27 - 2003, Conference Semifinal (MIN-17, VAN-10)

MOST GOALS COMBINED, 4-GAME SERIES

10 - 2003, Conference Final (MIN-1, ANA-9)
At Home:
 3 - 2003, Conference Final (MIN-0, ANA-3)
On Road:
 7 - 2003, Conference Final (MIN-1, ANA-6)

MOST GOALS COMBINED, 5-GAME SERIES

24 - 2013, Conference Quarterfinal (MIN-7, CHI-17)
At Home:
 8 - 2x, last, 2013, Conference Quarterfinal (MIN-3, CHI-5)
On Road:
 16 - 2013, Conference Quarterfinal (MIN-4, CHI-12)

MOST GOALS COMBINED, 6-GAME SERIES

29 - 2008, Conference Quarterfinal (MIN-12, COL-17)
At Home:
 15 - 2008, Conference Quarterfinal (MIN-7, COL-8)
On Road:
 14 - 2008, Conference Quarterfinal (MIN-5, COL-9)

MOST GOALS COMBINED, 7-GAME SERIES

43 - 2003, Conference Semifinal (MIN-26, VAN-17)
At Home:
 16 - 2003, Conference Semifinal (MIN-9, VAN-7)
On Road:
 27 - 2003, Conference Semifinal (MIN-17, VAN-10)

FEWEST GOALS COMBINED, SERIES

10 - 2003, Conference Final (MIN-1, ANA-9)
At Home:
 3 - 2003, Conference Final (MIN-0, ANA-3)
On Road:
 7 - 2003, Conference Final (MIN-1, ANA-6)

FEWEST GOALS COMBINED, 4-GAME SERIES

10 - 2003, Conference Final (MIN-1, ANA-9)
At Home:
 3 - 2003, Conference Final (MIN-0, ANA-3)
On Road:
 7 - 2003, Conference Final (MIN-1, ANA-6)

FEWEST GOALS COMBINED, 5-GAME SERIES

8 - 2x, last, 2013, Conference Quarterfinal (MIN-3, CHI-5)
At Home:
 8 - 2007, Conference Quarterfinal (MIN-5, ANA-3)
On Road:
 13 - 2007, Conference Quarterfinal (MIN-4, ANA-9)

FEWEST GOALS COMBINED, 6-GAME SERIES

29 - 2008, Conference Quarterfinal vs. COL (MIN-12, COL-17)
At Home:
 17 - 2008, Conference Quarterfinal vs. COL (MIN-7, COL-8)
On Road:
 17 - 2008, Conference Quarterfinal vs. COL (MIN-5, COL-9)

FEWEST GOALS COMBINED, 7-GAME SERIES

33 - 2003, Conference Quarterfinal (MIN-16, COL-17)
At Home:
 12 - 2003, Conference Quarterfinal (MIN-4, COL-8)
On Road:
 21 - 2003, Conference Quarterfinal (MIN-12, COL-9)

MOST GOALS, GAME

7 - 5/05/03 in 7-2 victory at Vancouver (CS-Game 5)
At Home:
 5 - 5/07/03 in 5-1 victory vs. Vancouver (CS-Game 6)
On Road:
 7 - 5/05/03 in 7-2 victory at Vancouver (CS-Game 5)

FEWEST GOALS, GAME

0 - 5x, last, 5/7/13 in 3-0 loss vs. CHI (CQ-Game 4)
At Home:
 0 - 4x, last, 5/7/13 in 3-0 loss vs. CHI (CQ-Game 4)
On Road:
 0 - 5/14/03 in 4-0 loss at ANA (CF-Game 3)

MOST GOALS AGAINST, GAME

5 - 2x, last, 5/9/13 in 5-1 loss at CHI (CQ-Game 5)
At Home:
 3 - 6x, last, 4/17/08 in 3-2 loss vs. COL (CQ-Game 5)
On Road:
 5 - 2x, last, 5/9/13 in 5-1 loss at CHI (CQ-Game 5)

FEWEST GOALS AGAINST, GAME

1 - 3x, last, 4/17/07 in 4-1 win vs. ANA (CQ-Game 4)
At Home:
 1 - 3x, last, 4/17/07 in 4-1 win vs. ANA (CQ-Game 4)
On Road:
 2 - 9x, last, 4/19/08 in 2-1 loss at COL (CQ-Game 6)

MOST GOALS COMBINED, GAME

9 - 5/05/03 in 7-2 victory at VAN (CS-Game 5)
At Home:
 6 - 5/07/03 in 5-1 victory vs. VAN (CS-Game 6)
On Road:
 9 - 5/05/03 in 7-2 victory at VAN (CS-Game 5)

FEWEST GOALS COMBINED, GAME

1 - 5/10/03 in 1-0 loss vs. Anaheim (CF-Game 1)
At Home:
 1 - 5/10/03 in 1-0 loss vs. Anaheim (CF-Game 1)
On Road:
 3 - 5/16/03 in 2-1 loss at ANA (CF-Game 4)
 4/11/07 in 2-1 loss at ANA (CQ-Game 1)
 4/19/08 in 2-1 loss at COL (CQ-Game 6)

MOST GOALS, PERIOD

5 - 5/05/03 in 2nd of 7-2 win at VAN (CS-Game 5)
At Home:
 3 - 5/07/03 in 3rd of 5-1 win vs. VAN (CS-Game 6)
 4/17/07 in 3rd of 4-1 win vs. ANA (CQ-Game 4)

On Road:

5 - 5/05/03 in 2nd of 7-2 win at VAN (CS-Game 5)

MOST GOALS AGAINST, PERIOD

3 - 4x, last, 5/9/13 in 2nd of 5-1 loss at CHI (CQ-Game 5)
At Home:
 2 - 5x, last, 4/17/08 in 3rd of 3-2 loss vs. COL (CQ-Game 5)

On Road:
 3 - 4x, last, 5/9/13 in 2nd of 5-1 loss at CHI (CQ-Game 5)



PLAYOFF RECORD BOOK

TEAM RECORDS

MOST GOALS COMBINED, PERIOD

6 - 5/05/03 in 2nd of 7-2 win at VAN (CS-Game 5) (MIN-5, VAN-1)

At Home:

4 - 2x, last, 5/7/03 in 3rd vs. VAN (CS-Game 6) (MIN-3, VAN-1)

On Road:

6 - 5/5/03 in 2nd of 7-2 win at VAN (CS-Game 5) (MIN-5, VAN-1)

POWER PLAY

MOST POWER-PLAY GOALS, SEASON

16 - 2003

At Home:

6 - 2003

On Road:

10 - 2003

MOST POWER-PLAY GOALS AGAINST, SEASON

12 - 2003

At Home:

7 - 2003

On Road:

5 - 2003

MOST POWER-PLAY GOALS, SERIES

8 - 2003, Conference Semifinal vs. VAN

At Home:

5 - 2003, Conference Semifinal vs. VAN

On Road:

6 - 2003, Conference Quarterfinal vs. COL

MOST POWER-PLAY GOALS AGAINST, SERIES

6 - 2003, Conference Semifinal vs. VAN
- 2008, Conference Quarterfinal vs. COL

At Home:

5 - 2003, Conference Semifinal vs. VAN

On Road:

3 - 2007, Conference Quarterfinal vs. ANA

MOST POWER-PLAY GOALS, GAME

3 - 5/7/03 in 5-1 win vs. VAN (CS-Game 6)

At Home:

3 - 5/7/03 in 5-1 win vs. VAN (CS-Game 6)

On Road:

2 - 2x, last, 4/22/03 in 3-2 win vs. COL (CQ-Game 5)

MOST POWER-PLAY GOALS AGAINST, GAME

3 - 4/29/03 in 3-2 loss vs. VAN (CS-Game 3)

At Home:

3 - 4/29/03 in 3-2 loss vs. VAN (CS-Game 3)

On Road:

2 - 3x, last, 4/15/08 in 5-1 loss at COL (CQ-Game 4)

MOST POWER-PLAY GOALS, PERIOD

2 - 2x, last, 5/7/03 in 2nd of 5-1 win vs. VAN (CS-Game 6)

At Home:

2 - 5/7/03 in 2nd of 5-1 win vs. VAN (CS-Game 6)

On Road:

2 - 4/10/03 in 2nd of 4-2 win at COL (CQ-Game 1)

MOST POWER-PLAY GOALS AGAINST, PERIOD

2 - 4/29/03 in 2nd of 3-2 loss vs. VAN (CS-Game 3)
- 4/18/08 in 2nd of 5-1 loss at COL (CQ-Game 4)

At Home:

2 - 4/29/03 in 2nd of 3-2 loss vs. VAN (CS-Game 3)

On Road:

2 - 4/18/08 in 2nd of 5-1 loss at COL (CQ-Game 4)

MOST POWER-PLAY CHANCES, GAME

7 - 2x, last, 4/17/07 in 4-1 win vs. ANA (CQ-Game 4)

At Home:

7 - 2x, last, 4/17/07 in 4-1 win vs. ANA (CQ-Game 4)

On Road:

6 - 2x, last, 4/13/07 in 3-2 loss at ANA (CQ-Game 2)

SHORTHANDED

MOST SHORT-HANDED GOALS, SEASON

2 - 2003; 2008

At Home:

0 - 2003

On Road:

2 - 2003; 2008

MOST SHORT-HANDED GOALS AGAINST, SEASON

3 - 2003

At Home:

2 - 2003

On Road:

1 - 4x, last, 2013

MOST SHORT-HANDED GOALS, SERIES

2 - 2008, Conference Quarterfinal vs. COL

At Home:

0

On Road:

2 - 2008, Conference Quarterfinal vs. COL

MOST SHORT-HANDED GOALS AGAINST, SERIES

2 - 2003, Conference Final vs. ANA

At Home:

2 - 2003, Conference Final vs. ANA

On Road:

1 - 4x, last, 2013, Conference Quarterfinal vs. CHI

MOST SHORT-HANDED GOALS, GAME

1 - 5x, last, 4/15/08 in 5-1 loss at COL (CQ-Game 4)

At Home:

0

On Road:

1 - 5x, last, 4/15/08 in 5-1 loss at COL (CQ-Game 4)

MOST SHORT-HANDED GOALS AGAINST, GAME

2 - 5/12/03 in 2-0 loss vs. ANA (CF-Game 2)

At Home:

2 - 5/12/03 in 2-0 loss vs. ANA (CF-Game 2)

On Road:

1 - 4x, last, 5/3/13 in 5-2 loss at CHI (CQ-Game 2)

MOST SHORT-HANDED GOALS, PERIOD

1 - 6x, last, 5/3/13 in 2nd of 5-2 loss at CHI (CQ-Game 2)

At Home:

0

On Road:

1 - 5x, last, 4/15/08 in 3rd of 5-1 loss at COL (CQ-Game 4)

MOST SHORT-HANDED GOALS AGAINST, PERIOD

1 - 5x, last, 4/19/08 in 1st of 2-1 loss at COL (CQ-Game 6)

At Home:

1 - 2x, last, 5/12/03 in 3rd of 2-0 loss vs. ANA (CF-Game 2)

On Road:

1 - 3x, last, 4/19/08 in 1st of 2-1 loss at COL (CQ-Game 6)

MOST SHORT-HANDED SITUATIONS, GAME

13 - 4/15/08 in 5-1 loss at COL (CQ-Game 4)

At Home:

6 - 2x, last, 5/2/03 in 3-2 (OT) loss vs. VAN (CS-Game 4)

On Road:

13 - 4/15/08 in 5-1 loss at COL (CQ-Game 4)

PENALTY MINUTES

MOST PENALTY MINUTES, SEASON

203 - 2003

At Home:

75 - 2003

On Road:

128 - 2003

MOST PENALTY MINUTES, SERIES

141 - 2008, Conference Quarterfinal vs. COL

At Home:

47 - 2003, Conference Semifinal vs. VAN

On Road:

121 - 2008, Conference Quarterfinal vs. COL

TEAM RECORDS

MOST PENALTY MINUTES AGAINST, SERIES

123 - 2007, Conference Quarterfinal vs. ANA

At Home:

68 - 2007, Conference Quarterfinal vs. ANA

On Road:

58 - 2003, Conference Semifinal vs. VAN

MOST PENALTY MINUTES, GAME

101 - 4/15/08 in 5-1 loss at COL (CQ-Game 4)

At Home:

20 - 4/17/07 in 4-1 win vs. ANA (CQ-Game 4)

On Road:

101 - 4/15/08 in 5-1 loss at COL (CQ-Game 4)

MOST PENALTY MINUTES AGAINST, GAME

54 - 4/17/07 in 4-1 win vs. ANA (CQ-Game 4)

At Home:

54 - 4/17/07 in 4-1 win vs. ANA (CQ-Game 4)

On Road:

43 - 4/15/08 in 5-1 loss at COL (CQ-Game 4)

MOST PENALTY MINUTES COMBINED, GAME

144 - 4/15/08 in 5-1 loss at COL (CQ-Game 4) (MIN-101, COL-43)

At Home:

74 - 4/17/07 in 4-1 win (CQ-Game 4) (MIN-20, ANA-54)

On Road:

144 - 4/15/08 in 5-1 loss at COL (CQ-Game 4) (MIN-101, COL-43)

MOST PENALTY MINUTES, PERIOD

69 - 4/15/08 in 3rd of 5-1 loss at COL (CQ-Game 4)

At Home:

14 - 4/17/07 in 3rd of 4-1 win vs. ANA (CQ-Game 4)

On Road:

69 - 4/15/08 in 3rd of 5-1 loss at COL (CQ-Game 4)

MOST PENALTY MINUTES AGAINST, PERIOD

48 - 4/17/07 in 3rd of 4-1 win vs. ANA (CQ-Game 4)

At Home:

48 - 4/17/07 in 3rd of 4-1 win vs. ANA (CQ-Game 4)

On Road:

33 - 4/15/08 in 3rd of 5-1 loss at COL (CQ-Game 4)

MOST PENALTY MINUTES, COMBINED, PERIOD

102 - 4/15/08 in 3rd of 5-1 loss at COL (CQ-Game 4) (MIN-69, COL-33)

At Home:

62 - 4/17/07 in 3rd of 4-1 win (CQ-Game 4) (MIN-14, ANA-48)

On Road:

102 - 4/15/08 in 3rd of 5-1 loss at COL (CQ-Game 4) (MIN-69, COL-33)

PENALTIES

MOST PENALTIES, GAME

25 - 4/15/08 in 3rd of 5-1 loss at COL (CQ-Game 4)

At Home:

8 - 4/29/03 in 3-2 loss vs. VAN (CS-Game 3)

On Road:

25 - 4/15/08 in 3rd of 5-1 loss at COL (CQ-Game 4)

MOST PENALTIES AGAINST, GAME

12 - 4/17/07 in 4-1 win vs. ANA (CQ-Game 4)

At Home:

12 - 4/17/07 in 4-1 win vs. ANA (CQ-Game 4)

On Road:

12 - 4/15/08 in 5-1 loss at COL (CQ-Game 4)

MOST PENALTIES COMBINED, GAME

37 - 4/15/08 in 5-1 loss at COL (CQ-Game 4) (MIN-25, COL-12)

At Home:

19 - 4/17/07 in 4-1 win (CQ-Game 4); (MIN-7, ANA-12)

On Road:

37 - 4/15/08 in 5-1 loss at COL (CQ-Game 4) (MIN-25, COL-12)

FEWEST PENALTIES, GAME

0 - 5/08/03 in 4-2 win at VAN (CS-Game 7)

At Home:

1 - 2x, last, 5/12/03 in 2-0 loss vs. ANA (CF-Game 2)

On Road:

0 - 5/8/03 in 4-2 win at VAN (CS-Game 7)

FEWEST PENALTIES AGAINST, GAME

2 - 2x, last, 5/8/03 in 4-2 win at VAN (CS-Game 7)

At Home:

2 - 4/21/03 in 3-2 (OT) win vs. COL (Game 6)

On Road:

2 - 5/8/03 in 4-2 win at VAN (Game 7)

FEWEST PENALTIES COMBINED, GAME

2 - 5/8/03 in 4-2 win (CS-Game 7); (MIN-0, VAN-2)

At Home:

3 - 4/21/03 in 3-2 win (CQ-Game 6) (MIN-1, COL-2)

On Road:

2 - 5/8/03 in 4-2 win (CS-Game 7); (MIN-0, VAN-2)

MOST PENALTIES, PERIOD:

13 - 4/15/08 in 3rd of 5-1 loss at COL (CQ-Game 4)

At Home:

5 - 5/07/03 in 3rd of 5-1 win vs. VAN (CS-Game 6)

On Road:

13 - 4/15/08 in 3rd of 5-1 loss at COL (CQ-Game 4)

MOST PENALTIES AGAINST, PERIOD

9 - 4/17/07 in 3rd of 4-1 win vs. ANA (CQ-Game 4)

At Home:

9 - 4/17/07 in 3rd of 4-1 win vs. ANA (CQ-Game 4)

On Road:

7 - 4/15/08 in 3rd of 5-1 loss at COL (CQ-Game 4)

MOST PENALTIES COMBINED, PERIOD

20 - 4/15/08 in 3rd of 5-1 loss at COL (CQ-Game 4) (MIN-13, COL-7)

At Home:

13 - 4/17/07 in 3rd of 4-1 win vs. ANA (CQ-Game 4) (MIN-4, ANA-9)

On Road:

20 - 4/15/08 in 3rd of 5-1 loss at COL (CQ-Game 4) (MIN-13, COL-7)

SHOTS ON GOAL

MOST SHOTS, GAME

48 - 5/3/13 in 5-2 loss at CHI (CQ-Game 2))



PLAYOFF RECORD BOOK

TEAM RECORDS

FEWEST SHOTS AGAINST, GAME

13 - 4/29/03 in 3-2 loss vs. VAN (CS-Game 3)

At Home:

13 - 4/29/03 in 3-2 loss vs. VAN (CS-Game 3)

On Road:

25 - 4/13/07 in 3-2 loss at ANA (CQ-Game 2)

FEWEST SHOTS COMBINED, GAME

31 - 4/29/03 in 3-2 loss (CS-Game 3); (MIN-18, VAN-13)

At Home:

31 - 4/29/03 in 3-2 loss (CS-Game 3); (MIN-18, VAN-13)

On Road:

42 - 5/8/03 in 4-2 win (CS-Game 7); (MIN-16, VAN-26)

MOST SHOTS, PERIOD

17 - 4/17/08 in 1st of 3-2 loss vs. COL (CQ-Game 5)

At Home:

17 - 4/17/08 in 1st of 3-2 loss vs. COL (CQ-Game 5)

On Road:

16 - 5/14/03 in 1st of 4-0 loss at ANA (CF-Game 3)

MOST SHOTS AGAINST, PERIOD

22 - 4/19/07 in 3rd of 4-1 loss at ANA (CQ-Game 5)

At Home:

12 - 2x, last, 5/7/03 in 3rd of 5-1 win vs. VAN (CS-Game 6)

On Road:

22 - 4/19/07 in 3rd of 4-1 loss at ANA (CQ-Game 5)

MOST SHOTS COMBINED, PERIOD

33 - 4/19/07 in 2nd of 4-1 loss at ANA (CQ-Game 5)
(MIN-11, ANA-22)

At Home:

33 - 4/19/07 in 2nd of 4-1 loss at ANA (CQ-Game 5)
(MIN-11, ANA-22)

On Road:

29 - 5/3/13 in 2nd of 5-2 loss at CHI (CQ-Game 2)
(MIN-15-CHI-14)

FEWEST SHOTS, PERIOD

3 - 3x, last, 4/27/03 in 3rd of 3-2 win at VAN (CS-Game 2)

At Home:

3 - 4/14/03 in 3rd of 3-0 loss vs. COL (CQ-Game 3)

On Road:

3 - 2x, last, 4/27/03 in 3rd of 3-2 win at VAN (CS-Game 2)

FEWEST SHOTS AGAINST, PERIOD

2 - 4/9/08 in 1st of 3-2 (OT) loss vs. COL (CQ-Game 1)

At Home:

2 - 4/9/08 in 1st of 3-2 (OT) loss vs. COL (CQ-Game 1)

On Road:

5 - 2x, last, 4/19/03 in 2nd of 3-2 win at COL (CQ-Game 5)

FEWEST SHOTS COMBINED, PERIOD

8 - 3x, last, 4/29/03 in 3rd of 3-2 loss (CS-Game 3)
(MIN-5, VAN-3)

At Home:

8 - 3x, last, 4/29/03 in 3rd of 3-2 loss (CS-Game 3)
(MIN-5, VAN-3)

On Road:

11 - 5/8/03 in 2nd of 4-2 win at VAN (CS-Game 7)
(MIN-4, VAN-7)

MOST SHOTS, OVERTIME

12 - 4/14/08, 3-2 (OT) win at COL (CQ-Game 3)

At Home:

10 - 5/10/03, 1-0 (2OT) loss vs. ANA (CF-Game 1)

On Road:

12 - 4/14/08, 3-2 (OT) win at COL (CQ-Game 3)

SHUTOUTS

MOST SHUTOUTS, SEASON

0

MOST SHUTOUTS AGAINST, SEASON

4 - 2003

At Home:

3 - 2003

On Road:

1 - 2003, 2013

MOST SHUTOUTS, SERIES

0

MOST SHUTOUTS AGAINST, SERIES

3 - 2003, Conference Final vs. ANA

At Home:

2 - 2003, Conference Final vs. ANA

On Road:

1 - 2x, last, 2013, Conference Quarterfinal vs. CHI

FASTEST GOALS

FASTEST GOAL TO START GAME

3:20 - Richard Park, 5/05/03 at VAN (CS-Game 5)

FASTEST GOAL TO START GAME, OPPONENT

1:02 - Chris Pronger, 4/19/07 at ANA (CQ-Game 5)

FASTEST TWO GOALS, TEAM

0:25 - Marian Gaborik & Wes Walz, 4/10/03 @ 9:28 & 9:53 of 2nd in 4-2 win at COL (CQ-Game 1)

At Home:

1:12 - Antti Laaksonen & Andrew Brunette, 5/7/03 @ 9:25 & 10:37 of 3rd of 5-1 win vs. VAN (CS-Game 6)

On Road:

0:25 - Marian Gaborik & Wes Walz, 4/10/03 @ 9:28 & 9:53 of 2nd in 4-2 win at COL (CQ-Game 1)

FASTEST TWO GOALS AGAINST, TEAM

1:01 - Mattias Ohlund & Todd Bertuzzi, 5/8/03 @11:29 & 12:30 of 2nd of 4-2 win at VAN (CS-Game 7)

At Home:

1:19 - Wojtek Wolski & Paul Stastny, 4/17/08 @ 5:06 & 6:25 of 3rd of 3-2 loss vs. COL (CQ-Game 5)

On Road:

1:01 - Mattias Ohlund & Todd Bertuzzi, 5/8/03 @11:29 & 12:30 of 2nd of 4-2 win at VAN (CS-Game 7)

FASTEST THREE GOALS, TEAM

3:40 - Darby Hendrickson, Antti Laaksonen & Andrew Brunette, 5/07/03 @ 6:57, 9:25 & 10:37 of 3rd of 5-1 win vs. VAN (CS-Game 6)

At Home:

3:40 - Darby Hendrickson, Antti Laaksonen & Andrew Brunette, 5/07/03 @ 6:57, 9:25 & 10:37 of 3rd of 5-1 win vs. VAN (CS-Game 6)

On Road:

4:20 - Filip Kuba, Marian Gaborik & Wes Walz, 4/10/03 @ 5:33, 9:28 & 9:53 in 2nd of 4-2 win at COL (CQ-Game 1)

FASTEST THREE GOALS AGAINST, TEAM

5:31 - Paul Kariya (2) & Stanislav Chistov, 5/14/03 @ 8:20, 12:16 & 13:51 of 2nd per. of 4-0 loss at ANA (CF-Game 3)

At Home:

None

On Road:

5:31 - Paul Kariya (2) & Stanislav Chistov, 5/14/03 @ 8:20, 12:16 & 13:51 of 2nd per. of 4-0 loss at ANA (CF-Game 3)

FASTEST OVERTIME GOAL SCORED BY WILD

1:14 - 4/11/08, Keith Carney, 3-2 win vs. COL (CQ-Game 2)

At Home:

1:14 - 4/11/08, Keith Carney, 3-2 win vs. COL (CQ-Game 2)

On Road:

3:25 - 4/22/03, Andrew Brunette, 3-2 win at COL (CQ-Game 7)

INDIVIDUAL RECORDS

GAMES

MOST GAMES, CAREER

29 - Marian Gaborik, 2003-08

By Defenseman:

24 - Nick Schultz, 2003-08

MOST GAMES, SEASON

18 - Marian Gaborik, 2003

By Defenseman:

18 - Filip Kuba, 2003

GOALS

MOST GOALS, CAREER

12 - Marian Gaborik, 2003-08

By Defenseman:

3 - Filip Kuba, 2003

MOST GOALS, SEASON

9 - Marian Gaborik, 2003

By Defenseman:

3 - Filip Kuba, 2003

MOST GOALS, SERIES

5 - Marian Gaborik, 2003 Conference Semifinal vs. VAN

5 - Wes Walz, 2003 Conference Semifinal vs. VAN

By Defenseman:

2 - Filip Kuba, 2003 Conference Quarterfinal vs. COL

MOST GOALS BY OPPONENT, SERIES

6 - Joe Sakic, 2003 Conference Quarterfinal vs. COL

MOST GOALS, GAME

2 - 6x, last, Pascal Dupuis, 5/8/03 at VAN (CS-Game 7)

By Defenseman:

1 - 7x, last, Keith Carney, 4/11/08 vs. COL (CQ-Game 2)

MOST GOALS BY OPPONENT, GAME

2 - 8x, last, Marian Hossa, 5/9/13 at CHI (CQ-Game 5)

MOST GOALS, PERIOD

2 - 2x, last, Cliff Ronning, 5/5/03 in 2nd of 7-2 win at VAN (CS-Game 5)

MOST GOALS AGAINST, PERIOD

2 - 3x, last, Patrick Sharp, 5/3/13 in 3rd of 5-2 loss at CHI (CQ-Game 2)

ASSISTS

MOST ASSISTS, CAREER

11 - Sergei Zholtok, 2003

By Defenseman:

5 - Filip Kuba, 2003

MOST ASSISTS, SEASON

11 - Sergei Zholtok, 2003

By Defenseman:

5 - Filip Kuba, 2003

MOST ASSISTS, SERIES

6 - Marian Gaborik, 2003 Conference Semifinal vs. VAN

6 - Sergei Zholtok, 2003 Conference Quarterfinal vs. COL

By Defenseman:

3 - Filip Kuba, 2003 Conference Semifinal vs. VAN

MOST ASSISTS BY OPPONENT, SERIES

6 - Markus Naslund, 2003 Conference Semifinal vs. VAN

6 - Peter Forsberg, 2003 Conference Quarterfinal vs. COL

MOST ASSISTS, GAME

3 - Cliff Ronning, 5/07/03 vs. VAN (CS-Game 6)

By Defenseman:

2 - Filip Kuba, 4/22/03 at COL (CQ-Game 7)

MOST ASSISTS BY OPPONENT, GAME

2 - 16x, last, Duncan Keith & Jonathan Toews, 5/9/13 vs. CHI (CQ-Game 5)

MOST ASSISTS, PERIOD

3 - Cliff Ronning, 5/07/03 in 3rd of 5-1 win vs. VAN (CS-Game 5)

MOST ASSISTS AGAINST, PERIOD

2 - 4x, last, Duncan Keith, 5/9/13 in 2nd of 5-1 loss at CHI (CQ-Game 5)

POINTS

MOST POINTS, CAREER

22 - Marian Gaborik (12g-10a), 2003-08

By Defenseman:

8 - Filip Kuba (3g-5a), 2003

MOST POINTS, SEASON

17 - Marian Gaborik (9g-8a), 2003

By Defenseman:

8 - Filip Kuba (3g-5a), 2003

By Rookie:

2 - Charlie Coyle (2a), 2013, Jason Zucker (1g,1a), 2013

MOST POINTS, SERIES

11 - Marian Gaborik (5g-6a), 2003 Conference Semifinal vs. VAN

By Defenseman:

4 - 2x, last, Filip Kuba (1g-3a), 2003 Conference Semifinal vs. VAN

MOST POINTS BY OPPONENT, SERIES

9 - Joe Sakic (6g-3a), 2003 Conf. Quarterfinal vs. COL

MOST POINTS, GAME

3 - 4x, last, Cliff Ronning (0g-3a), 5/7/03 vs. VAN (CS-Game 6)

By Defenseman:

2 - Filip Kuba (0g-2a), 4/22/03 at COL (CQ-Game 7)

MOST POINTS BY OPPONENT, GAME

3 - 2x, Marian Hossa (2g-1a), 5/9/13 vs. CHI (CQ-Game 5)

MOST POINTS, PERIOD

3 - Cliff Ronning (0g-3a), 5/7/03 in 3rd of 5-1 win vs. VAN (CS-Game 6)

MOST POINTS AGAINST, PERIOD

2 - Many times, last, Duncan Keith (2a), 5/9/13 in 2nd in 5-2 loss vs. CHI (CQ-Game 5)

STREAKS

LONGEST GOAL-SCORING STREAK

4 - Marian Gaborik (5g); 4/27-5/05/03
- Mikko Koivu (4g); 4/9-4/15/08

LONGEST POINT-SCORING STREAK

8 - Marian Gaborik (7g-8a=15pts); 4/21-5/07/03

LONGEST ASSIST STREAK

3 - Sergei Zholtok (4a); 5/05-5/08/03
- Wes Walz (5a); 5/02-5/07/03
- Filip Kuba (4a); 4/22-4/27/03
- Brian Rolston (3a); 4/14-4/18/08

MOST CONSECUTIVE WINS BY GOALTENDER

3 - Dwayne Roloson, 5/05-5/08/03
- Manny Fernandez, 4/19-4/22/03

MOST CONSECUTIVE LOSSES BY GOALTENDER

3 - Dwayne Roloson, 4/12-4/16/03
- Niklas Backstrom, 4/11-4/15/07
- Niklas Backstrom, 4/15-4/19/08

LONGEST SHUTOUT STREAK BY GOALTENDER

88:06 - Manny Fernandez, 5/10/03

PENALTY MINUTES

MOST PENALTY MINUTES, CAREER

44 - Derek Boogaard

MOST PENALTY MINUTES, SEASON

27 - Stephane Veilleux, 2008

MOST PENALTY MINUTES, SERIES

27 - Stephane Veilleux, 2008 Conf. Qtr. vs. COL

MOST PENALTY MINUTES BY OPPONENT, SERIES

24 - Todd Bertuzzi, 2003 Conference Semifinal vs. VAN



PLAYOFF RECORD BOOK

INDIVIDUAL RECORDS

MOST PENALTY MINUTES, GAME

25 - Stephane Veilleux, 4/15/08 at COL (CQ-Game 4)

By Goaltender:

2 - 3x, last, Niklas Backstrom, 4/15/07 vs. ANA (CQ-Game 3)

MOST PENALTY MINUTES BY OPPONENT, GAME

20 - Brad May, 4/17/07 vs. ANA (CQ-Game 3)

MOST PENALTY MINUTES, PERIOD

19 - Stephane Veilleux, 4/15/08 in 3rd of 5-1 loss at COL (CQ-Game 4)

MOST PENALTY MINUTES, PERIOD, OPPONENT

20 - Brad May, 4/17/07 in 3rd of 4-1 win vs. ANA (CQ-Game 3)

POWER-PLAY GOALS

MOST POWER-PLAY GOALS, CAREER

5 - Marian Gaborik, 2003-08

MOST POWER-PLAY GOALS, SEASON

4 - Marian Gaborik & Andrew Brunette; 2003

MOST POWER-PLAY GOALS, SERIES

3 - Marian Gaborik, 2003 Conference Quarterfinal vs. COL

MOST POWER-PLAY GOALS AGAINST, SERIES

3 - 3x, last, Adam Oates, 2003 Conference Final vs. ANA

MOST POWER-PLAY GOALS, GAME

2 - Andrew Brunette, 5/07/03 vs. VAN (CS-Game 6)

MOST POWER-PLAY GOALS AGAINST, GAME

2 - 2x, last, Francois Beauchemin, 4/13/07 at ANA (CQ-Game 2)

MOST POWER-PLAY GOALS, PERIOD

1 - 21x, last, Pierre-Marc Bouchard, 4/17/08 in 1st of 3-2 loss vs. COL (CQ-Game 5)

MOST POWER-PLAY GOALS AGAINST, PERIOD

1 - 23x, last, Wojtek Wolski, 4/17/08 in 3rd of 3-2 loss vs. COL (CQ-Game 5)

SHORT-HANDED GOALS

MOST SHORT-HANDED GOALS, CAREER

2 - Wes Walz, 2003-07

MOST SHORT-HANDED GOALS, SEASON

2 - Wes Walz, 2003

MOST SHORT-HANDED GOALS, SERIES

1 - 5x, last, Mikko Koivu, 2008 Conf. Qtr. vs. COL

MOST SHORT-HANDED GOALS BY OPPONENT, SERIES

1 - 5x, last, Ben Guite, 2008 Conf. Qtr. vs. COL

MOST SHORT-HANDED GOALS, GAME

1 - 5x, last, Mikko Koivu, 4/15/08 in 5-1 loss at COL (CQ-Game 4)

MOST SHORT-HANDED GOALS BY OPPONENT, GAME

1 - 5x, last, Ben Guite, 4/19/08 in 2-1 loss at COL (CQ-Game 6)

MOST SHORT-HANDED GOALS, PERIOD

1 - 5x, last, Mikko Koivu, 4/15/08 in 3rd of 5-1 loss at COL (CQ-Game 4)

MOST SHORT-HANDED GOALS BY OPPONENT, PERIOD

1 - 5x, last, Ben Guite, 4/19/08 in 1st of 2-1 loss at COL (CQ-Game 6)

GAME-WINNING GOALS

MOST GAME-WINNING GOALS, CAREER

2 - Wes Walz

MOST GAME-WINNING GOALS, SEASON

2 - Wes Walz, 2003

MOST GAME-WINNING GOALS, SERIES

1 - 11x, last, Pierre-Marc Bouchard, 2008 Conf. Qtr. vs. COL

OVERTIME GOALS

MOST OVERTIME GOALS, CAREER

1 - Richard Park, Andrew Brunette, Keith Carney, Pierre-Marc Bouchard, Jason Zucker

MOST OVERTIME GOALS, SEASON

1 - Richard Park & Andrew Brunette, 2003
- Keith Carney & Pierre-Marc Bouchard, 2008
- Jason Zucker, 2013

MOST OVERTIME GOALS, SERIES

1 - 5x, Jason Zucker, 2013 Conference Quarterfinal vs. CHI

SHOTS ON GOAL

MOST SHOTS ON GOAL, CAREER

95 - Marian Gaborik, 2003-08

By Defenseman:

30 - Andrei Zyuzin

MOST SHOTS ON GOAL, SEASON

52 - Marian Gaborik, 2003

By Defenseman:

30 - Andrei Zyuzin, 2003

MOST SHOTS ON GOAL, GAME

9 - Marian Gaborik, 4/14/08 at COL (CQ-Game 3)

By Defenseman:

5 - 3x, last, Brent Burns, 4/14/08 at COL (CQ-Game 3)

MOST SHOTS ON GOAL BY OPPONENT, GAME

8 - 4x, last, Patrick Sharp, 5/3/13 at CHI (CQ-Game 2)

GAMES PLAYED, GOALTENDER

MOST GAMES PLAYED BY GOALTENDER, CAREER

11 - Dwayne Roloson, 2003
- Niklas Backstrom 2007-08

MOST GAMES PLAYED BY GOALTENDER, SEASON

11 - Dwayne Roloson, 2003

MOST GAMES PLAYED BY GOALTENDER, SERIES

6 - Niklas Backstrom, 2008 Conf. Qtr. vs. COL

MINUTES PLAYED

MOST MINUTES PLAYED BY GOALTENDER, CAREER

658 - Niklas Backstrom 2007-08

MOST MINUTES PLAYED BY GOALTENDER, SEASON

579 - Dwayne Roloson, 2003

MOST MINUTES PLAYED BY GOALTENDER, SERIES

361 - Niklas Backstrom, 2008 Conf. Qtr. vs. COL

MOST MINUTES PLAYED BY GOALTENDER, GAME

88:06 - Manny Fernandez, 5/10/03 vs. ANA (CF-Game 1)

WINS / LOSSES

MOST WINS BY GOALTENDER, CAREER

5 - Dwayne Roloson, 2003

MOST LOSSES BY GOALTENDER, CAREER

8 - Niklas Backstrom, 2007-08

MOST WINS BY GOALTENDER, SEASON

5 - Dwayne Roloson, 2003

MOST LOSSES BY GOALTENDER, SEASON

6 - Dwayne Roloson, 2003

MOST WINS BY GOALTENDER, SERIES

4 - Dwayne Roloson, 2003 Conference Semifinal vs. VAN

MOST LOSSES BY GOALTENDER, SERIES

4 - 3x, last, Josh Harding, 2013 Conf. Qtr. vs. CHI

PLAYOFF RECORD BOOK



INDIVIDUAL RECORDS

SAVES

MOST SAVES, CAREER

287 - Niklas Backstrom, 2007-08

MOST SAVES, SEASON

235 - Manny Fernandez, 2003

MOST SAVES, SERIES

153 - Niklas Backstrom, 2008 Conf. Qtr. vs. COL

MOST SAVES AGAINST, SERIES

188 - Jose Theodore, 2008 Conf. Qtr. vs. COL

MOST SAVES, GAME

44 - Niklas Backstrom, 4/14/08 at COL (CQ-Game 3)

MOST SAVES, GAME (REGULATION)

43 - Manny Fernandez, 4/22/03 at COL (CQ-Game 7)

MOST SAVES AGAINST, GAME

39 - J.S. Giguere, 5/10/03 vs. ANA (CF-Game 1)

MOST SAVES AGAINST, GAME (REGULATION)

35 - J.S. Giguere, 5/14/03 vs. ANA (CF-Game 3)

MOST SAVES, PERIOD

21 - Niklas Backstrom, 4/19/07 in 2nd of 4-1 loss at ANA (CQ-Game 5)

MOST SAVES AGAINST, PERIOD

16 - J.S. Giguere, 5/14/03 in 1st of 4-0 loss at ANA (CF-Game 3)
- Jose Theodore, 4/17/08 in 1st of 3-2 loss vs. COL (CQ-Game 5)

GOALS ALLOWED

MOST GOALS ALLOWED BY GOALTENDER, CAREER

28 - Niklas Backstrom 2007-08

MOST GOALS ALLOWED BY GOALTENDER, SEASON

25 - Dwayne Roloson, 2003

MOST GOALS ALLOWED BY GOALTENDER, SERIES

17 - Niklas Backstrom, 2008 Conf. Qtr. vs. COL

FEWEST GOALS ALLOWED BY GOALTENDER, SERIES

4 - Manny Fernandez, 2003 Conference Final vs. ANA

MOST GOALS ALLOWED, GAME

5 - Niklas Backstrom, 4/15/08 at COL in 5-1 loss at COL (CQ-Game 4)

MOST GOALS ALLOWED, PERIOD

3 - Niklas Backstrom, 4/15/08 at COL in 1st of 5-1 loss at COL (CQ-Game 4)

GOALS-AGAINST AVERAGE

LOWEST GOALS-AGAINST AVERAGE, CAREER

1.96 - Manny Fernandez, 2003

LOWEST GOALS-AGAINST AVERAGE, SEASON

1.96 - Manny Fernandez, 2003

LOWEST GOALS-AGAINST AVERAGE, SERIES

1.37 - Manny Fernandez, 2003 Conference Final vs. ANA

SAVE PERCENTAGE

HIGHEST SAVE PERCENTAGE, CAREER

.929 - Manny Fernandez, 2003

HIGHEST SAVE PERCENTAGE, SEASON

.929 - Manny Fernandez, 2003

HIGHEST SAVE PERCENTAGE, SERIES

.943 - Manny Fernandez, 2003 Conference Final vs. ANA

SHUTOUTS

MOST SHUTOUTS, CAREER

0

MOST SHUTOUTS, SEASON

0

MOST SHUTOUTS, SERIES

0



ALL-TIME PLAYOFF SCORING

PLAYER	GP	G	A	PTS	+/-	PIM	PPG	SHG	GWG	SOG	SH%
Marian Gaborik	29	12	10	22	2	18	5	1	1	95	12.6
Wes Walz	23	7	7	14	6	18	0	2	2	38	18.4
Andrew Brunette	18	7	6	13	-3	4	4	0	1	33	21.2
Sergei Zholtok	18	2	11	13	-7	0	1	0	0	34	5.9
Pierre-Marc Bouchard	21	4	5	9	-1	4	1	0	1	38	10.5
Cliff Ronning	17	2	7	9	-3	4	1	0	0	37	5.4
Pascal Dupuis	16	4	4	8	0	8	2	0	1	36	11.1
Filip Kuba	18	3	5	8	-8	24	3	0	0	21	14.3
Brian Rolston	11	3	5	8	2	12	0	1	0	54	5.6
Pavol Demitra	11	2	5	7	-1	2	1	0	0	24	8.3
Mikko Koivu	16	5	1	6	-7	16	0	1	0	39	12.8
Richard Park	18	3	3	6	-2	4	0	0	1	26	11.5
Darby Hendrickson	17	2	3	5	1	4	0	0	1	22	9.1
Jeremy Stevenson	14	0	5	5	0	12	0	0	0	17	0
Antti Laaksonen	16	1	3	4	-3	4	0	0	0	25	4
Willie Mitchell	18	1	3	4	5	14	0	0	0	18	5.6
Brent Burns	11	0	3	3	1	20	0	0	0	29	0
Matt Cullen	5	0	3	3	1	2	0	0	0	8	0
Petteri Nummelin	7	1	2	3	0	0	1	0	0	15	6.7
Kyle Brodziak	5	0	2	2	0	4	0	0	0	9	0
Keith Carney	11	1	1	2	3	4	0	0	1	3	33.3
Cal Clutterbuck	5	1	1	2	0	4	0	0	0	11	9.1
Charlie Coyle	5	0	2	2	-4	2	0	0	0	11	0
Jim Dowd	15	0	2	2	-1	0	0	0	0	24	0
Todd Fedoruk	6	1	1	2	-2	16	1	0	0	5	20
Kurtis Foster	3	0	2	2	0	0	0	0	0	5	0
Jason Marshall	15	1	1	2	-1	16	0	0	1	12	8.3
Marco Scandella	5	1	1	2	-1	0	0	0	0	6	16.7
Nick Schultz	24	0	2	2	2	10	0	0	0	9	0
Lubomir Sekeras	15	1	1	2	-2	6	1	0	1	13	7.7
Jason Zucker	5	1	1	2	1	0	0	0	1	11	9.1
Derek Boogaard	10	0	1	1	-1	44	0	0	0	1	0
Kim Johnsson	10	0	1	1	-2	20	0	0	0	16	0
Torrey Mitchell	5	1	0	1	-4	0	0	0	0	8	12.5
Zach Parise	5	1	0	1	-7	2	0	0	0	17	5.9
Mark Parrish	6	1	0	1	2	0	0	0	0	14	7.1
Devin Setoguchi	5	1	0	1	-2	0	0	0	0	12	8.3
James Sheppard	6	0	1	1	-1	4	0	0	0	4	0
Clayton Stoner	1	0	1	1	1	0	0	0	0	0	0
Aaron Voros	5	1	0	1	-1	16	0	0	0	10	10
Andrei Zyuzin	18	0	1	1	-3	14	0	0	0	30	0
Eric Belanger	6	0	0	0	-1	4	0	0	0	9	0
Brad Bombardir	4	0	0	0	-1	0	0	0	0	1	0
Jonas Brodin	5	0	0	0	-3	0	0	0	0	3	0
Brad Brown	11	0	0	0	-1	16	0	0	0	0	0
Justin Falk	4	0	0	0	-3	2	0	0	0	0	0
Matt Foy	1	0	0	0	0	0	0	0	0	0	0
Tom Gilbert	5	0	0	0	-2	2	0	0	0	0	0
Adam Hall	3	0	0	0	0	7	0	0	0	2	0
Sean Hill	5	0	0	0	-2	4	0	0	0	1	0
Matt Johnson	12	0	0	0	0	25	0	0	0	2	0
Zenon Konopka	2	0	0	0	-2	0	0	0	0	2	0
Bill Muckalt	5	0	0	0	-3	0	0	0	0	4	0
Jason Pominville	2	0	0	0	-1	0	0	0	0	4	0
Benoit Pouliot	1	0	0	0	1	0	0	0	0	2	0
Branko Radivojevic	7	0	0	0	-1	2	0	0	0	11	0
Erik Reitz	2	0	0	0	-1	0	0	0	0	0	0
Mike Rupp	4	0	0	0	-3	12	0	0	0	2	0
Chris Simon	2	0	0	0	-1	0	0	0	0	0	0
Martin Skoula	11	0	0	0	1	4	0	0	0	8	0
Wyatt Smith	4	0	0	0	0	0	0	0	0	2	0
Jared Spurgeon	5	0	0	0	-3	2	0	0	0	8	0
Ryan Suter	5	0	0	0	-5	4	0	0	0	5	0
Stephane Veilleux	13	0	0	0	-2	31	0	0	0	20	0
Todd White	4	0	0	0	-1	0	0	0	0	6	0
GOALTENDER			GP	W	L	SA	SV	SV%	GA	GAA	MIN
Manny Fernandez			9	3	4	253	235	0.929	18	1.96	552
Niklas Backstrom			11	3	8	315	287	0.911	28	2.55	658
Dwayne Roloson			11	5	6	257	232	0.903	25	2.6	578
Josh Harding			6	1	4	146	134	0.918	12	2.72	265
Darcy Kuemper			2	0	0	33	29	0.879	4	3.29	73

ALL-TIME PLAYOFF LEADERS



GAMES		PENALTY MINUTES		GAMES PLAYED (GOALTENDERS)	
1. Marian Gaborik	29	1. Derek Boogaard	44	1. Niklas Backstrom	11
2. Nick Schultz	24	2. Stephane Veilleux	31	Dwayne Roloson	11
3. Wes Walz	23	3. Matt Johnson	25	3. Manny Fernandez	9
4. Pierre-Marc Bouchard	21	4. Filip Kuba	24	4. Josh Harding	6
5. Andrew Brunette	18	5. Brent Burns	20	5. Darcy Kuemper	2
Filip Kuba	18	Kim Johnsson	20	GAMES STARTED (GOALTENDERS)	
Willie Mitchell	18	7. Marian Gaborik	18	1. Niklas Backstrom	11
Richard Park	18	Wes Walz	18	Dwayne Roloson	11
Sergei Zholtok	18	9. Five Players Tied	16	3. Manny Fernandez	7
Andrei Zyuzin	18	POWER-PLAY GOALS		4. Josh Harding	5
GOALS		1. Marian Gaborik	5	GOALS-AGAINST AVERAGE	
1. Marian Gaborik	12	2. Andrew Brunette	4	1. Manny Fernandez	1.96
2. Wes Walz	7	3. Filip Kuba	3	2. Niklas Backstrom	2.55
Andrew Brunette	7	4. Pascal Dupuis	2	3. Dwayne Roloson	2.60
4. Mikko Koivu	5	5. Seven Players Tied	1	4. Josh Harding	2.72
5. Pierre-Marc Bouchard	4	SHORT-HANDED GOALS		5. Darcy Kuemper	3.29
Pascal Dupuis	4	1. Wes Walz	2	WINS	
7. Filip Kuba	3	2. Mikko Koivu	1	1. Dwayne Roloson	5
Richard Park	3	Marian Gaborik	1	2. Niklas Backstrom	3
Brian Rolston	3	Brian Rolston	1	Manny Fernandez	3
10. Four Players Tied	2	GAME-WINNING GOALS		4. Josh Harding	1
ASSISTS		1. Wes Walz	2	LOSSES	
1. Sergei Zholtok	11	2. 10 Players Tied	1	1. Niklas Backstrom	8
2. Marian Gaborik	10	OVERTIME GOALS		2. Dwayne Roloson	6
3. Cliff Ronning	7	1. Pierre-Marc Bouchard	1	3. Manny Fernandez	4
Wes Walz	7	Andrew Brunette	1	Josh Harding	4
5. Pierre-Marc Bouchard	6	Keith Carney	1	SAVES	
Andrew Brunette	6	Richard Park	1	1. Niklas Backstrom	287
6. Pavol Demitra	5	Jason Zucker	1	2. Manny Fernandez	235
Filip Kuba	5	SHOTS ON GOAL		3. Dwayne Roloson	232
Brian Rolston	5	1. Marian Gaborik	95	4. Josh Harding	134
Jeremy Stevenson	5	2. Brian Rolston	54	5. Darcy Kuemper	33
POINTS		3. Mikko Koivu	39	SHOTS FACED	
1. Marian Gaborik	22	4. Pierre-Marc Bouchard	38	1. Niklas Backstrom	315
2. Wes Walz	14	Wes Walz	38	2. Dwayne Roloson	257
3. Andrew Brunette	13	6. Cliff Ronning	37	3. Manny Fernandez	253
Sergei Zholtok	13	7. Pascal Dupuis	36	4. Josh Harding	146
5. Pierre-Marc Bouchard	9	8. Sergei Zholtok	34	5. Darcy Kuemper	33
Cliff Ronning	9	9. Andrew Brunette	33	SAVE PERCENTAGE	
Pascal Dupuis	8	10. Andrei Zyuzin	30	1. Manny Fernandez	.929
Filip Kuba	8	PLUS/MINUS		2. Josh Harding	.918
Brian Rolston	8	1. Wes Walz	+6	3. Niklas Backstrom	.911
10. Pavol Demitra	7	2. Willie Mitchell	+5	4. Dwayne Roloson	.903
		3. Keith Carney	+3	5. Darcy Kuemper	.879
		4. Marian Gaborik	+2	MINUTES PLAYED	
		Mark Parrish	+2	1. Niklas Backstrom	658
		Brian Rolston	+2	2. Dwayne Roloson	578
		Nick Schultz	+2	3. Manny Fernandez	552
		8. Seven Plavers Tied	+1	4. Josh Harding	262
				5. Darcy Kuemper	73



PLAYOFF FIRSTS

FIRST GAME

Home: vs. COL, 4/14/03
Road: at COL, 4/10/03

FIRST WIN

Home: vs. COL (3-2 OT), 04/21/03
Road: at COL (4-2), 4/10/03

FIRST OT WIN

Home: vs. COL (3-2 OT), 4/21/03
Road: at COL (3-2 OT), 4/22/03

FIRST OT LOSS

Home: vs. VAN (3-2 OT), 5/2/03
Road: at VAN (4-3 OT), 4/25/03

FIRST LOSS

Home: vs. COL (3-0), 4/14/03
Road: at COL (3-2), 4/12/03

FIRST SHUTOUT FOR

Home: None
Road: None

FIRST SHUTOUT AGAINST

Home: vs. COL (3-0, Roy), 4/14/03
Road: at ANA (4-0, Giguere), 5/14/03

FIRST GOAL

Home: Marian Gaborik, 17:20 of 3rd per., vs. COL (3-1 loss), 4/16/03
Road: Filip Kuba, 5:33 of 2nd per., at COL (4-2 win), 4/10/03

FIRST ASSISTS

Home: Cliff Ronning, Sergei Zholtok, 17:20 of 3rd per., vs. COL (3-1 loss), 4/16/03
Road: Andrew Brunette, Sergei Zholtok, 5:33 of 2nd per., at COL (4-2 win), 4/10/03

FIRST GAME-WINNING GOAL

Home: Richard Park, 4:22 of OT, vs. COL (3-2 OT win), 4/21/03
Road: Wes Walz, 9:53 of 2nd, at COL (4-2 win), 4/10/03

FIRST OT GOAL

Home: Richard Park, 4:22 of OT, vs. COL (3-2 OT win), 4/21/03
Road - Andrew Brunette, 3:25 of OT, at Colorado (3-2 OT win), 4/22/03

FIRST POWER-PLAY GOAL

Home - Marian Gaborik, 17:20 of 3rd per., vs. COL (3-1 loss), 4/16/03
Road - Filip Kuba, 5:33 of 2nd per., at COL (4-2 win), 4/10/03

FIRST SHORT-HANDED GOAL

Home - None
Road - Wes Walz, 8:09 of 1st, at COL (3-2 loss), 4/12/03

FIRST EMPTY-NET GOAL

Home - None
Road - None

FIRST PENALTY SHOT

Home - None
Road - None

FIRST PENALTY SHOT AGAINST

Home - Ryan Smyth, missed, 17:33 of 3rd vs. COL (3-2 OT loss), 4/9/08
Road - None

FIRST PENALTY

Home - Jason Marshall (cross check), 7:32 of 1st vs. COL (3-0 loss), 4/14/03
Road - Andrew Brunette (hooking), 2:54 of 2nd, at COL (4-2 win), 4/10/03

FIRST MINOR PENALTY

Home - Jason Marshall (cross check), 7:32 of 1st, vs. COL (3-0 loss), 4/14/03
Road - Andrew Brunette (hooking), 2:54 of 2nd, at COL (4-2 win), 4/10/03

FIRST MAJOR PENALTY

Home - Matt Johnson (fighting), 0:07 of 1st, vs. VAN (3-2 loss), 4/29/03
Road - Brent Burns (fighting), 11:38 of 1st, vs. ANA (3-2 loss), 4/13/07

FIRST MISCONDUCT PENALTY

Home - None
Road - Willie Mitchell, Brad Brown & Matt Johnson, 20:00 of 3rd per., at Vancouver (3-2 win), 4/27/03

FIRST PP ATTEMPT

Home - 10:02 of 1st, vs. COL, 4/14/03
Road - 4:38 of 2nd, at COL, 4/10/03

FIRST PENALTY KILL

Home - 13:42 of 1st, vs. COL, 4/14/03
Road - 2:54 of 2nd, at COL, 4/10/03

FIRST TWO-GOAL GAME

Home - Richard Park, vs. COL, 4/21/03
Road - Wes Walz, at VAN, 4/25/03

FIRST HAT TRICK

Home - None
Road - None

FIRST TWO-ASSIST GAME

Home - Marian Gaborik (2a), vs. COL (3-2 OT win), 4/21/03
Road - Darby Hendrickson (2a), at COL (3-2 loss), 4/12/03

FIRST THREE-ASSIST GAME

Home - Cliff Ronning (3a), vs. VAN (5-1 win), 5/7/03
Road - None

FIRST TWO-POINT GAME

Home - Marian Gaborik (1g-2a); Richard Park (2g-0a), vs. COL, 4/21/03
Road - Andrew Brunette (1g-1a), at COL (4-2 win), 4/10/03

FIRST THREE-POINT GAME

Home - Marian Gaborik (1g-2a), vs. COL, 4/21/03
Road - Andrew Brunette (1g-2a), at COL, 4/22/03

FIRST FOUR-POINT GAME

Home - None
Road - None

GOALTENDER FIRSTS

FIRST WIN

Home: Manny Fernandez, vs. COL (3-2 OT win), 4/21/03
Road: Dwayne Roloson, at COL (4-2 win), 4/10/03

FIRST LOSS

Home - Dwayne Roloson, vs. COL (3-0 loss), 4/14/03
Road - Dwayne Roloson, at COL (3-2 loss), 4/12/03

FIRST SHUTOUT

Home - None
Road - None

FIRST PENALTY SHOT FACED

Home - Niklas Backstrom, vs. Ryan Smyth (COL); miss (3-2 OT loss), 4/9/08
Road - None

FIRST POINT

Home - None
Road - Niklas Backstrom, at ANA, 4/19/07

FIRST PENALTY

Home - Dwayne Roloson (tripping), 8:35 of 1st, vs. ANA (2-0 loss), 5/12/03
Road - Dwayne Roloson (roughing), 20:00 of 2nd, at VAN (7-2 win), 5/5/03



2013-2014 MINNESOTA WILD

THE NHL



GARY BETTMAN

NHL NEW YORK,
1185 Avenue of the Americas
New York, NY 10036
Phone: 212.789.2000
Fax: 212.789.2020



NHL MONTREAL
1800 McGill College Avenue,
Suite 2600
Montreal, Quebec H3A 3J6
Phone: 514.841.9220
Fax: 514.841.1070



WILLIAM DALY

NHL TORONTO
50 Bay Street, 11th Floor
Toronto, Ontario M5J 2X8
Phone: 416.359.7900
Fax: 416.981.2779

2013-2014 NATIONAL LEAGUE HOCKEY DIRECTORY

EXECUTIVE

Commissioner	Gary B. Bettman
Deputy Commissioner	William Daly
Chief Operating Officer	John Collins
Senior Executive Vice President of Hockey Operations	Colin Campbell

COMMUNICATIONS

NHL Communications	(@PR_NHL)
Executive Vice President, Communications	Gary Meagher
Group Vice President, Content Integration	Frank Brown
Group Vice President, Communications & Player Development	Jamey Horan
Group Vice President, Communications	John Dellapina
Statistician & Information Officer	Benny Ercolani
Senior Director, News Services	Greg Inglis
Director, Communications	Nirva Milord
Director, Communications	Julie Young
Senior Manager, Event Communications & Player Development	Schuyler Baehman
Senior Manager, Communications	David Keon
Senior Manager, Communications	Kerry McGovern
Senior Manager, Communications	Jennifer Moad
Manager, Social Media	Trevor Bjergso
Manager, Communications	Jasmine Ghafour
Coordinator, Communications	Josh Bernstein
Coordinator, Event Communications & Player Development	Nicole Buckley
Coordinator, Corporate Communications	Erica Yakobzon

OVERALL								HOME								AWAY							
OPP	GP	W	L	OT	GF	GA	PTS	GP	W	L	OT	GF	GA	PTS	GP	W	L	OT	GF	GA	PTS		
ANA	47	23	20	4	113	110	50	23	13	7	3	56	45	29	24	10	13	1	57	65	21		
BOS	12	10	1	1	35	15	21	6	4	1	1	16	9	9	6	6	0	0	19	6	12		
BUF	12	5	5	2	28	30	12	6	1	3	2	11	17	4	6	4	2	0	17	13	8		
CAR	14	4	6	4	33	40	12	9	4	3	2	26	29	10	5	0	3	2	7	11	2		
CGY	74	29	34	11	161	167	69	37	18	12	7	87	79	43	37	11	22	4	76	88	26		
CHI	47	27	18	2	125	119	56	24	15	8	1	62	60	31	23	12	10	1	63	59	25		
CBJ	46	23	16	7	115	108	53	24	16	5	3	68	51	35	22	7	11	4	47	57	18		
COL	74	36	29	9	188	203	81	37	20	12	5	99	101	45	37	16	17	4	89	102	36		
DAL	47	16	23	8	113	138	40	23	12	9	2	57	48	26	24	4	14	6	56	90	14		
DET	47	14	24	9	107	152	37	23	7	8	8	53	60	22	24	7	16	1	54	92	14		
EDM	73	41	23	9	191	165	91	36	23	11	2	102	79	48	37	18	12	7	89	86	43		
FLA	13	9	2	2	39	21	20	6	4	0	2	19	7	10	7	5	2	0	20	14	10		
LA	47	21	16	10	104	115	52	24	11	7	6	49	54	28	23	10	9	4	55	61	24		
MTL	11	4	4	3	29	36	11	5	2	2	1	12	18	5	6	2	2	2	17	18	6		
NJ	12	3	5	4	29	38	10	6	2	2	2	17	18	6	6	1	3	2	12	20	4		
NSH	47	20	20	7	122	131	47	24	13	8	3	78	67	29	23	7	12	4	44	64	18		
NYI	14	8	5	1	39	33	17	7	5	1	1	21	16	11	7	3	4	0	18	17	6		
NYR	14	5	8	1	36	42	11	8	3	4	1	24	26	7	6	2	4	0	12	16	4		
OTT	11	2	6	3	26	38	7	6	1	3	2	15	22	4	5	1	3	1	11	16	3		
PHI	13	4	8	1	20	38	9	5	2	2	1	9	13	5	8	2	6	0	11	25	4		
PHX	47	22	20	5	118	117	49	23	11	9	3	63	56	25	24	11	11	2	55	61	24		
PIT	13	9	3	1	41	24	19	6	3	2	1	17	16	7	7	6	1	0	24	8	12		
SJ	47	19	23	5	105	128	43	23	11	9	3	57	57	25	24	8	14	2	48	71	18		
STL	47	22	15	10	112	108	52	24	14	6	4	67	50	32	23	8	9	6	45	58	22		
TB	14	9	3	2	42	31	20	7	5	2	0	23	17	10	7	4	1	2	19	14	10		
TOR	10	3	7	0	23	29	6	4	2	2	0	11	8	4	6	1	5	0	12	21	2		
VAN	73	30	29	14	183	192	74	37	19	13	5	106	88	43	36	11	16	9	77	104	31		
WPG	12	6	3	3	36	29	15	6	3	1	2	18	12	8	6	3	2	1	18	17	7		
WSH	12	7	5	0	22	24	14	6	6	0	0	14	7	12	6	1	5	0	8	17	2		



2012-13 NHL STANDINGS

WESTERN CONFERENCE

NORTHWEST	GP	W	L	OT	PTS	GF	GA
VANCOUVER	48	26	15	7	59	127	121
MINNESOTA	48	26	19	3	55	122	127
EDMONTON	48	19	22	7	45	125	134
CALGARY	48	19	25	4	42	128	160
COLORADO	48	16	25	7	39	116	152

CENTRAL	GP	W	L	OT	PTS	GF	GA
CHICAGO	48	36	7	5	77	155	102
ST. LOUIS	48	29	17	2	60	129	115
DETROIT	48	24	16	8	56	124	115
COLUMBUS	48	24	17	7	55	120	119
NASHVILLE	48	16	23	9	41	111	139

PACIFIC	GP	W	L	OT	PTS	GF	GA
ANAHEIM	48	30	12	6	66	140	118
LOS ANGELES	48	27	16	5	59	133	118
SAN JOSE	48	25	16	7	57	124	116
PHOENIX	48	21	18	9	51	125	131
DALLAS	48	22	22	4	48	130	142

INDIVIDUAL SCORING LEADERS

Player	Team	GP	G	A	P	+/-	PIM	PP	SH	GW	S	S%	TOI/G
Martin St. Louis	TBL	48	17	43	60	0	14	3	0	2	112	15.2	21:59
Steven Stamkos	TBL	48	29	28	57	-4	32	10	0	2	157	18.5	22:01
Alex Ovechkin	WAS	48	32	24	56	2	36	16	0	4	220	14.5	20:53
Sidney Crosby	PIT	36	15	41	56	26	16	3	0	1	124	12.1	21:06
Patrick Kane	CHI	47	23	32	55	11	8	8	0	3	138	16.7	20:03
Eric Staal	CAR	48	18	35	53	5	54	3	1	4	152	11.8	20:59
Chris Kunitz	PIT	48	22	30	52	30	39	9	0	5	113	19.5	18:01
Phil Kessel	TOR	48	20	32	52	-3	18	6	0	4	161	12.4	19:48
Taylor Hall	EDM	45	16	34	50	5	33	4	0	4	154	10.4	18:37
Pavel Datsyuk	DET	47	15	34	49	21	14	8	0	6	107	14.0	20:10
Ryan Getzlaf	ANA	44	15	34	49	14	41	4	3	3	99	15.2	20:11
Mike Ribeiro	WSH	48	13	36	49	-4	53	6	0	1	63	20.6	17:50

DEFENSEMAN SCORING LEADERS

Player	Team	GP	G	A	P	+/-	PIM	PP	SH	GW	S	S%	TOI/G
P.K. Subban	MTL	42	11	27	38	12	57	7	0	0	126	8.7	23:14
Kris Letang	PIT	35	5	33	38	16	8	1	0	1	95	5.3	25:38
Ryan Suter	MIN	48	4	28	32	2	24	3	0	1	91	4.4	27:16
Andrei Markov	MTL	48	10	20	30	-9	14	8	0	4	79	12.7	24:07
Keith Yandle	PHX	48	10	20	30	4	54	5	0	3	130	7.7	22:14
Niklas Kronwall	DET	48	5	24	29	-5	44	2	0	2	67	7.5	24:21
Kimmo Timonen	PHI	45	5	24	29	3	36	3	0	1	78	6.4	21:45
Cody Franson	TOR	45	4	25	29	4	8	3	0	0	70	5.7	18:47
Shea Weber	NSH	48	9	19	28	-2	48	3	0	1	124	7.3	25:55
Dion Phaneuf	TOR	48	9	19	28	-4	65	3	0	1	88	10.2	25:10
Dustin Byfuglien	WPG	43	8	20	28	-1	34	4	0	2	142	5.6	24:24

EASTERN CONFERENCE

ATLANTIC	GP	W	L	OT	PTS	GF	GA
PITTSBURGH	48	36	12	0	72	165	119
N.Y. RANGERS	48	26	18	4	56	130	112
N.Y. ISLANDERS	48	24	17	7	55	139	139
PHILADELPHIA	48	23	22	3	49	133	141
NEW JERSEY	48	19	19	10	48	112	129

NORTHEAST	GP	W	L	OT	PTS	GF	GA
MONTREAL	48	29	14	5	63	149	126
BOSTON	48	28	14	6	62	131	109
TORONTO	48	26	17	5	57	145	133
OTTAWA	48	25	17	6	56	116	104
BUFFALO	48	21	21	6	48	125	143

SOUTHEAST	GP	W	L	OT	PTS	GF	GA
WASHINGTON	48	27	18	3	57	149	130
WINNIPEG	48	24	21	3	51	128	144
CAROLINA	48	19	25	4	42	128	160
TAMPA BAY	48	18	26	4	40	148	150
FLORIDA	48	15	27	6	36	112	171

GOALS

Alex Ovechkin	WAS	32
Steven Stamkos	TB	29
John Tavares	NYI	28
Jeff Carter	LA	26
3 Players Tied		23

ASSISTS

Martin St. Louis	TB	43
Sidney Crosby	PIT	41
Nicklas Backstrom	WAS	40
Henrik Zetterberg	DET	37
Mike Ribeiro	WAS	36

PLUS/MINUS

Pascal Dupuis	PIT	31
Chris Kunitz	PIT	30
Jonathan Toews	CHI	28
Sidney Crosby	PIT	26
Derek Stepan	NYR	25

PENALTY MINUTES

Colton Orr	TOR	155
Chris Neil	OTT	144
Mike Brown	TOR, EDM	123
Zenon Konopka	MIN	117
Richard Clune	NSH	113

POWER-PLAY GOALS

Alex Ovechkin	WAS	16
Steven Stamkos	TBL	10
Chris Kunitz	PIT	9
John Tavares	NYI	9
Thomas Vanek	BUF	9
James Neal	PIT	9

SHORT-HANDED GOALS

Ilya Kovalchuk	NJ	4
Ryan Getzlaf	ANA	3
Gabriel Landeskog	COL	3
10 Players Tied		2

EVEN-STRENGTH GOALS

Steven Stamkos	TB	19
John Tavares	NYI	19
Jiri Tlustý	CAR	19
Jonathan Toews	CHI	19
Jeff Carter	LA	18

GAME-WINNING GOALS

Jeff Carter	LA	8
Pavel Datsyuk	DET	6
Marian Hossa	CHI	6
James Neal	PIT	6
Derek Stepan	NYR	6

OVERTIME GOALS

Marian Hossa	CHI	3
Dustin Byfuglien	WPG	2
Pavel Datsyuk	DET	2
Eric Fehr	WAS	2
Marian Gaborik	NYR, CBJ	2

SHOOTOUT GOALS

Patrick Kane	CHI	6
Corey Perry	ANA	5
Craig Smith	NSH	5
Jonathan Toews	CHI	5
6 Players Tied		4

GAME-DECIDING SHOOTOUT GOALS

Patrick Kane	CHI	3
Corey Perry	ANA	2
T.J. Oshie	STL	2
Damien Brunner	DET	2
37 Players Tied		1

POWER-PLAY POINTS

Alex Ovechkin	WAS	27
Mike Ribeiro	WAS	27
P.K. Subban	MON	26
Andrei Markov	MON	23
Henrik Zetterberg	DET	23

SHOTS ON GOAL

Alex Ovechkin	WAS	220
Evander Kane	WPG	190
Zach Parise	MIN	182
David Clarkson	NJ	180
Rick Nash	NYR	176

SHOOTING PERCENTAGE

Patrik Berglund	STL	23.0
Gabriel Bourque	NSH	22.0
Brenden Morrow	DAL, PIT	21.8
Nail Yakupov	EDM	21.0
Mike Ribeiro	WAS	20.6

FACE-OFF WIN PERCENTAGE

Patrice Bergeron	BOS	62.1
Joe Vitale	PIT	61.1
Zenon Konopka	MIN	60.7
Scott Nichol	STL	60.6
Jonathan Toews	CHI	59.9

TIME ON ICE/GAME

Ryan Suter	MIN	27:16
Erik Karlsson	OTT	27:09
Brian Campbell	FLA	26:25
Drew Doughty	LA	26:23
Jack Johnson	CBJ	25:58

HITS

Matt Martin	NYI	234
Chris Neil	OTT	206
Steve Ott	BUF	187
Luke Schenn	PHI	187
Leo Komarov	TOR	176

BLOCKED SHOTS

Dan Girardi	NYR	125
Greg Zanon	COL	124
John Carlson	WAS	123
Ron Hainsey	WPG	123
Andrew MacDonald	NYI	123

GAMES PLAYED (GOALTENDERS)

Ondrej Pavelec	WPG	44
Henrik Lundqvist	NYR	43
Antti Niemi	SJ	43
Pekka Rinne	NSH	43
Niklas Backstrom	MIN	42
Jimmy Howard	DET	42

GAMES STARTED (GOALTENDERS)

Henrik Lundqvist	NYR	43
Antti Niemi	SJ	43
Ondrej Pavelec	WPG	43
Jimmy Howard	DET	42
Pekka Rinne	NSH	42

MINUTES PLAYED (GOALTENDERS)

Antti Niemi	SJ	2,580
Henrik Lundqvist	NYR	2,575
Ondrej Pavelec	WPG	2,552
Evgeni Nabokov	NYI	2,475
Jimmy Howard	DET	2,445

WINS

Niklas Backstrom	MIN	24
Henrik Lundqvist	NYR	24
Antti Niemi	SJ	24
3 Players Tied		23

LOSSES

Semyon Varlamov	COL	21
Ondrej Pavelec	WPG	20
Ilya Bryzgalov	PHI	17
Ryan Miller	BUF	17
3 Players Tied		16

OVERTIME/SHOOTOUT LOSSES

Pekka Rinne	NSH	8
Martin Brodeur	NJ	7
Jimmy Howard	DET	7
Evgeni Nabokov	NYI	7
3 Players Tied		6

GOALS-AGAINST AVERAGE

Craig Anderson	OTT	1.69
Jonathan Bernier	LA	1.88
Ray Emery	CHI	1.94
Corey Crawford	CHI	1.94
2 Players Tied		2.00

SAVE PERCENTAGE

Craig Anderson	OTT	0.941
Sergei Bobrovsky	CBJ	0.932
Tuukka Rask	BOS	0.929
Cory Schneider	VAN	0.927
2 Players Tied		0.926

SHUTOUTS

Jimmy Howard	DET	5
Tuukka Rask	BOS	5
Pekka Rinne	NSH	5
Cory Schneider	VAN	5
Mike Smith	PHX	5

SAVES

Ryan Miller	BUF	1,162
Ondrej Pavelec	WPG	1,132
Antti Niemi	SJ	1,127
Henrik Lundqvist	NYR	1,102
2 Player Tied		1,042

GOALS ALLOWED

Ondrej Pavelec	WPG	119
Ryan Miller	BUF	108
Ilya Bryzgalov	PHI	107
Evgeni Nabokov	NYI	103
Pekka Rinne	NSH	99



2012-13 NHL LEADERS



ANAHEIM DUCKS

TEAM INFORMATION

Home Ice (Cap., Built).....Honda Center (17,174, 1993)
Mailing Address.....2695 E. Katella Ave.
 Anaheim, CA 92806
Telephone.....714.940.2900
Fax.....714.940.2953
Website.....anaheimducks.com
Twitter.....@AnaheimDucks
Founded.....1993-94
Stanley Cup Titles.....2007
Colors.....Black, Gold, Orange and Silver

DIRECTORY

Owners.....Henry & Susan Samuelli
Chief Executive Officer.....Michael Schulman
Executive Vice President/General Manager.....Bob Murray
Head Coach.....Bruce Boudreau
Assistant Coach.....Brad Lauer
Assistant Coach.....Bob Woods
Assistant Coach.....Scott Niedermayer
Goaltending Consultant.....Dwayne Rolson

WILD VS. ANAHEIM DUCKS

2012-13 Wild Record: 0-3-0 (0-1-0 at Xcel Energy Center, 0-2-0 at Anaheim)

All-Time Wild Record: 23-20-4 (13-7-3 at Xcel Energy Center, 10-13-1 at Anaheim)

DATE	OPP.	Scoring By Period					Shots By Period					Power Plays	Penalties/ Minutes	Game-Winning Goal	Goalie (Saves-Shots)	Attn.
		1	2	3	OT	F	1	2	3	OT	T					
2/1	ANA	0	1	2	-	3	13	9	9	-	31	1-2	1-2	Palmieri	Backstrom (28-31) Fasth (26-27)	13,007
	MIN	0	0	2	-	2	8	15	10	-	33	0-3	3-12		Kuemper (26-29) Hiller (31-33)	15,264
3/1	ANA	2	1	0	-	3	12	6	11	-	29	0-1	5-16	Beleskey	Hiller (31-33)	15,264
	ANA	0	0	2	-	2	3	4	14	-	21	0-3	8-30	Sbisa	Hiller (30-31)	
3/12	MIN	1	0	0	-	1	8	14	9	-	31	1-5	5-13		Backstrom (19-21)	18,808
TOTALS		1	2	3	OT	F	1	2	3	OT	T	(Percentage)	Minutes		Goaltenders (Record, Saves-Shots)	
	ANA	2	2	4	-	8	28	19	34	-	81	1-6 (16.7)	14-48		Fasth (1-0-0, 26-27); Hiller (2-0-0, 61-64)	
	MIN	2	0	2	-	4	22	37	32	-	91	1-9 (11.1)	10-29		Backstrom (0-2-0, 47-52); Kuemper (0-1-0, 26-29)	

SERIES NOTES

2012-13: The Ducks won the season series 3-0-0...C Kyle Brodziak and D Marco Scandella scored goals for the Wild...G Niklas Backstrom went 0-2-0 with a 2.54 GAA and a .904 SV% in two starts...G Darcy Kuemper saved 26-of-29 shots in his first start against the Ducks (3/1)...RW Teemu Selanne led the Ducks with five points (1-4=5)...RW Kyle Palmieri had three points (2-1=3)...G Viktor Fasth stopped 26-of-27 shots in his debut against Minnesota in the first meeting...G Jonas Hiller went 2-0-0 with a 1.50 GAA and a .953 SV% in two starts.

WILD LEADERS: LW Dany Heatley has 22 points (10-12=22) in 26 games against the Ducks...C Mikko Koivu owns 21 points (8-13=21) in 28 contests...LW Matt Cooke has 15 points (9-6=15) in 33 games.

WILD GOALIES: Backstrom is 8-7-0 with a 2.45 GAA, a .915 SV% and one shutout in 15 career starts against Anaheim...G Josh Harding is 3-4-0 with a 2.61 GAA, a .915 SV% and one shutout in seven starts.

DUCKS LEADERS: Selanne (11-21=32) has 32 points against Minnesota in 42 games...RW Corey Perry (15-13=28) and C Ryan Getzlaf (8-20=28) each have 28 points against the Wild in 29 contests.

DUCKS GOALIES: Hiller is 9-4-1 with a 2.34 GAA, a .915 SV% and one shutout in 16 games (14 starts)...Fasth is 1-0-0 in one start versus Minnesota.

CONNECTIONS: C Zenon Konopka made his NHL debut with Anaheim in 2005-06 skating in 23 contests...Chuck Fletcher worked for the Ducks from 2002-06, serving as Director of Hockey Operations, Assistant General Manager and Vice President of Amateur Scouting and Player Development...Brent Flahr served as an Amateur Scout for the Ducks from 2003-07...C Saku Koivu is the older brother of Wild captain Mikko Koivu...RW Brad Staubitz accrued 246 PIM in 114 games for the Wild (2010-12).

FAST FACT: The Ducks swept the Wild in the 2003 Western Conference Finals and defeated the Wild 4-1 in the 2007 Western Conference Quarterfinals...Minnesota played its first-ever game at Anaheim and lost 3-1 (10/6/00).

2013-2014 MATCHUPS

Sat. Wed.	10/5 12/11	Xcel Energy Center Honda Center	7:00 P.M. 9:00 P.M.	Tue.	1/28	Honda Center	9:00 P.M.
--------------	---------------	------------------------------------	------------------------	------	------	--------------	-----------

BOSTON BRUINS



TEAM INFORMATION

Home Ice (Cap., Built).....TD Garden (17,565, 1995)
Mailing Address.....100 Legends Way
 Boston, MA 02114
Telephone.....617.624.2327
Fax.....617.523.7184
Website.....bostonbruins.com
Twitter.....@NHLBruins
Founded.....1924-25
Stanley Cup Titles.....1929, 1939, 1941, 1970, 1972, 2011
Colors.....Gold, Black and White

DIRECTORY

Owner & Governor.....Jeremy M. Jacobs
President.....Cam Neely
General Manager.....Peter Chiarelli
Head Coach.....Claude Julien
Assistant Coach.....Doug Houda
Assistant Coach.....Geoff Ward
Assistant Coach.....Doug Jarvis
Goaltending Coach.....Bob Essensa

WILD VS. BOSTON BRUINS

2011-12 Wild Record: 1-0-0 (1-0-0 at Xcel Energy Center, Did not play at Boston)

All-Time Wild Record: 10-1-1 (4-1-1 at Xcel Energy Center, 6-0-0 at Boston)

DATE	OPP.	Scoring By Period					Shots By Period					Power Plays	Penalties/ Minutes	Game-Winning Goal	Goalie (Saves-Shots)	Attn.
		1	2	3	OT	F	1	2	3	OT	T					
2/19	BOS	0	0	0	-	0	14	12	22	-	48	0-1	2-7		Thomas (27-29)	
	MIN	0	2	0	-	2	12	14	3	-	29	1-1	2-7	Rau (2)	Backstrom (48-48)	*19,198
TOTALS		1	2	3	OT	F	1	2	3	OT	T	(Percentage)	Minutes		Goaltenders (Record, Saves-Shots)	
	BOS	0	0	0	-	0	14	12	22	-	48	0-1 (0.0)	2-7		Thomas (0-1-0, 27-29)	
	MIN	0	2	0	-	2	12	14	3	-	29	1-1 (100.0)	2-7		Backstrom (1-0-0, 48-48)	

SERIES NOTES

2011-12: Minnesota won the lone matchup 2-0 at Xcel Energy Center (2/19) as part of Hockey Day in America on NBC...G Niklas Backstrom made 48 saves for the shutout...C Matt Cullen and C Chad Rau scored for the Wild...G Tim Thomas saved 27-of-29 shots faced for the Bruins.

WILD LEADERS: LW Dany Heatley leads the Wild with 41 points (18-23=41) in 42 games vs. Boston...RW Jason Pominville owns 40 points (15-25=40) in 49 matches...LW Zach Parise has 17 points (7-10=17) in 25 games.

WILD GOALIES: Backstrom is 4-0-1 with a 0.98 GAA, a .969 SV% and two shutouts in five starts against the Bruins...G Josh Harding has not faced Boston.

BRUINS LEADERS: RW Jarome Iginla is the all-time leader against the Wild in points (65), goals (35), shots (223) and game-winning goals (10), is second in games played (68) and power-play goals (10) and tied for third in assists (30) and plus-minus rating (plus-17)...LW Loui Eriksson owns 25 points (7-18=25) in 27 contests...C Marc Savard has 13 points (6-7=13) in 16 games.

BRUINS GOALIES: Tuukka Rask is 1-1-0 with a 1.45 GAA and a .952 SV% in two starts vs. Minnesota.

CONNECTIONS: RW Charlie Coyle is a native of East Weymouth, Mass., and played at Boston University (2010-12).

FAST FACT: Backstrom set a franchise record for most saves in a shutout with 48 versus the Bruins (2/19/12)...Minnesota did not record a shot during the third period of a 5-3 win at Boston, the only time the Wild has never recorded a shot in a period (11/8/01)...The Bruins have never scored a power-play goal (0-for-36) against Minnesota...The Wild is 16-for-56 (28.6%) with the man advantage against Boston.

2013-2014 MATCHUPS

Mon.	3/17	TD Garden	6:30 P.M.	Tue.	4/8	Xcel Energy Center	7:00 P.M.
------	------	-----------	-----------	------	-----	--------------------	-----------



BUFFALO SABRES

TEAM INFORMATION

Home Ice (Cap., Built)	First Niagara Center (19,070, 1996)
Mailing Address	One Seymour Knox III Plaza, Buffalo, NY 14203
Telephone	716.855.4100
Fax	716.855.4110
Website	sabres.com
Twitter	@BuffaloSabres
Founded	1970-71
Stanley Cup Titles	None
Colors	Navy, Blue, Gold and Silver

DIRECTORY

Owner	Terrence M. Pegula
General Manager	Darcy Regier
Head Coach	Ron Rolston
Assistant Coach	Joe Sacco
Assistant Coach	Teppo Numminen
Goaltender Coach	Jim Corsi

WILD VS. BUFFALO SABRES

2011-12 Wild Record: 0-1-0 (Did not play at Xcel Energy Center, 0-1-0 at Buffalo)

All-Time Wild Record: 5-5-2 (1-3-2 at Xcel Energy Center, 4-2-0 at Buffalo)

DATE	OPP.	Scoring By Period					Shots By Period					Power Plays	Penalties/ Minutes	Game-Winning Goal	Goalie (Saves-Shots)	Attn.
		1	2	3	OT	F	1	2	3	OT	T					
3/24	BUF	0	1	2	—	3	11	17	9	—	37	2-4	3-9	Foligno	Miller (24-25)	*18,690
TOTALS		1	2	3	OT	F	1	2	3	OT	T	Power Plays (Percentage)	Penalties/ Minutes	Goaltenders (Record, Saves-Shots)		
	BUF	0	1	2	—	3	11	17	9	—	37	2-4 (50.0)	3-9	Miller (1-0-0, 24-25)		
	MIN	1	0	0	—	1	16	5	4	—	25	0-2 (0.0)	5-13	Harding (0-1-0, 34-36)		

SERIES NOTES

2011-12: LW Thomas Vanek (1-1=2) registered two points and LW Marcus Foligno scored the game-winning tally in the Sabres 3-1 win at First Niagara Center (3/24)...D Steven Kampfer scored the first goal of the game and G Josh Harding saved 34-of-36 shots for the Wild...G Ryan Miller made 24 saves for Buffalo.

WILD LEADERS: LW Dany Heatley has 51 points (24-27=51) in 45 games against Buffalo, tying his best for most points versus an opponent (Toronto and Montreal)...LW Zach Parise has 17 points (8-9=17) in 26 games.

WILD GOALIES: Harding is 2-1-0 with a 1.67 GAA and a .957 SV% in three starts against Buffalo...Niklas Backstrom is 0-0-1 with a 3.95 GAA and a .833 SV% in one start, a 4-3 OTL at Xcel Energy Center (10/23/08).

SABRES LEADERS: C Steve Ott leads the Sabres with 15 points (7-8=15) in 28 games vs. the Wild...D Christian Ehrhoff owns 14 points (1-13=14) in 31 contests...Vanek has eight points (5-3=8) in six games.

SABRES GOALIES: Miller is 3-1-0 with a 2.10 GAA, a .922 SV% and one shutout in four starts vs. the Wild...Jhonas Enroth is 1-0-0 with a 2.00 GAA and a .923 SV% in one start (3/6/11).

CONNECTIONS: D Keith Ballard was selected by the Sabres with the 11th overall pick in the 2002 NHL Entry Draft...RW Jason Pominville was selected by Buffalo in the second-round (No. 55 overall) of the 2001 NHL Entry Draft and collected 456 points (185-271=456) in 578 regular season contests during nine seasons with Buffalo...He was acquired by the Wild on April 3, 2013 along with a four-round pick in the 2014 Entry Draft in exchange for G Matt Hackett, LW Johan Larsson, the Wild's 2013 first-round pick (Nikita Zadorov) and a 2014 second-round pick...LW Thomas Vanek played college hockey at the University of Minnesota (2002-04)...LW John Scott appeared in 71 games with Minnesota (2008-10)...D Jamie McBain is a native of Edina.

2013-2014 MATCHUPS

Mon.	10/14	First Niagara Center	6:30 P.M.	Thur.	1/2	Xcel Energy Center	7:00 P.M.
------	-------	----------------------	-----------	-------	-----	--------------------	-----------

CALGARY FLAMES



TEAM INFORMATION

Home Ice (Cap., Built)	Scotiabank Saddledome (19,289, 1983)
Mailing Address	Box 1540, Station M Calgary, Alberta T2P 3B9
Telephone	403.777.2177
Fax	403.777.2195
Website	calgaryflames.com
Twitter	@NHLFlames
Founded	1972-73 (Relocated from Atlanta in 1980)
Stanley Cup Titles	1989
Colors	Red, White, Black and Gold

DIRECTORY

Chairman	N. Murray Edwards
President & CEO	Ken King
General Manager	Jay Feaster
Head Coach	Bob Hartley
Assistant Coach	Jacques Cloutier
Assistant Coach	Martin Gelinas
Goaltender Coach	Clint Malarchuck

WILD VS. CALGARY FLAMES

2012-13 Wild Record: 3-2-0 (1-1-0 at Xcel Energy Center, 2-1-0 at Calgary)

All-Time Wild Record: 29-34-11 (18-12-7 at Xcel Energy Center, 11-22-4 at Calgary)

DATE	OPP.	Scoring By Period					Shots By Period					Power Plays	Penalties/ Minutes	Game-Winning Goal	Goalie (Saves-Shots)	Attn.
		1	2	3	OT	F	1	2	3	OT	T					
2/11	CGY	0	1	0	0	2	8	10	5	—	24	0-4	2-4	Koivu (S0)	Backstrom (23-24)	19,289
2/23	CGY	1	0	0	—	1	13	7	11	—	31	0-2	3-14	Stajan	MacDonald (30-31)	19,289
2/26	MIN	0	1	1	1	2	9	11	9	1	30	1-7	8-16	Parise (2)	MacDonald (28-30)	18,703
4/15	CGY	0	0	3	—	3	11	3	9	—	23	1-4	1-4	Pominville (2)	Backstrom (20-23)	19,289
4/21	MIN	1	1	2	—	4	5	7	12	—	24	3-3	4-11	Backlund	MacDonald (34-35)	19,039
TOTALS		1	2	3	OT	F	1	2	3	OT	T	Power Plays (Percentage)	Penalties/ Minutes	Goaltenders (Record, Saves-Shots)		
	CGY	3	1	8	0	12	42	36	40	0	118	5-18 (27.7)	20-53	MacDonald (2-1-1, 115-124); Irving (0-1-0, 23-24)		
	MIN	3	2	2	1	8	50	51	45	1	147	1-18 (5.5)	18-44	Backstrom (3-2-0, 107-118)		

SERIES NOTES

2012-13: The Wild won the season series 3-2-0...D Ryan Suter (0-4=4) led the Wild with four points against Calgary...C Mikko Koivu (1-2=3) and LW Zach Parise (2-1=3)...G Niklas Backstrom went 3-2-0 with a 1.97 GAA and a .915 SV% in five starts...C Michael Cammalleri (1-3=4) led the Flames with four points...C Jiri Hudler (3-0=3) had three goals and C Matt Stajan scored twice (2-0=2)...G Joey MacDonald went 2-1-1 with a 2.01 GAA and a .935 SV% in four starts.

WILD LEADERS: Koivu has 23 points (8-15=23) in 48 games vs. Calgary...C Kyle Brodziak owns 19 points (4-15=19) in 38 contests...LW Dany Heatley has 16 points (7-9=16) in 25 games.

WILD GOALIES: Backstrom is 16-11-5 with a 1.92 GAA, a .930 SV% and five shutouts in 36 career games (35 starts) vs. the Flames...G Josh Harding is 2-5-1 with a 2.44 GAA and a .917 SV% in nine games (six starts).

FLAMES LEADERS: Cammalleri leads Calgary with 16 points (6-10=16) in 26 games against Minnesota...RW Lee Stempniak owns 12 points (5-7=12) in 28 contests.

FLAMES GOALIES: G Miikka Kiprusoff is 29-15-6 with a 2.01 GAA, a .923 SV% and four shutouts in 50 games (49 starts)...His 29 wins and 50 appearances are the most by any goaltender against the Wild and his four shutouts rank second...MacDonald is 2-2-1 with a 2.41 GAA and a .926 SV% in five starts against the Wild.

CONNECTIONS: RW Tim Jackman played at Park Center High School and spent two seasons at Minnesota State University, Mankato (2000-02)...RW Ben Hanowski is a Little Falls native and played at St. Cloud State University (2009-13).

FAST FACT: The Wild is 8-4-0 in its last 12 games at the Saddledome after starting 3-18-4.

2013-2014 MATCHUPS

Tue. Sat.	11/5 2/1	Xcel Energy Center Scotiabank Saddledome	7:00 P.M. 9:00 P.M.	Mon.	3/3	Xcel Energy Center	7:00 P.M.
--------------	-------------	---	------------------------	------	-----	--------------------	-----------



CAROLINA HURRICANES

TEAM INFORMATION

Home Ice (Cap., Built)	PNC Arena (18,680, 1999)
Mailing Address	1400 Edwards Mill Road Raleigh, NC 27607 919.467.7825
Telephone	919.462.0123
Fax	919.462.0123
Website	carolinahurricanes.com
Twitter	@NHLCanes
Founded	1979-80 (Relocated from Hartford in 1997)
Stanley Cup Titles	2006
Colors	Red, White, Black and Silver

DIRECTORY

CEO/Owner/Governor	Peter Karmanos, Jr.
President/General Manager	Jim Rutherford
Head Coach	Kirk Muller
Assistant Coach	Rob Brind'Amour
Assistant Coach	Dave Lewis
Assistant Coach	John MacLean
Goaltending Coach	Greg Stefan

WILD VS. CAROLINA HURRICANES

2011-12 Wild Record: 0-1-0 (0-1-0 at Xcel Energy Center, Did not play at Carolina)

All-Time Wild Record: 4-6-4 (4-2-2 at Xcel Energy Center, 0-3-1 at Carolina, 0-1-1 in Finland)

		Scoring By Period					Shots By Period					Power	Penalties/	Game-Winning	Goalie	
DATE	OPP.	1	2	3	OT	F	1	2	3	OT	T	Plays	Minutes	Goal	(Saves-Shots)	Attn.
3/17	CAR	1	1	3	—	5	8	11	15	—	34	0-1	4-11	Brent	Boucher (23-26)	
	MIN	1	2	0	—	3	4	10	12	—	26	1-2	3-9		Hackett (29-33)	*18,394
		Scoring By Period					Shots By Period					Power Plays	Penalties/	Goaltenders		
TOTALS		1	2	3	OT	F	1	2	3	OT	T	(Percentage)	Minutes		(Record, Saves-Shots)	
	CAR	1	1	3	—	5	8	11	15	—	34	0-1 (0.0)	4-11		Boucher (1-0-0, 23-26)	
	MIN	1	2	0	—	3	4	10	12	—	26	1-2 (50.0)	3-9		Hackett (0-1-0, 29-33)	

SERIES NOTES

2011-12: The Hurricanes beat the Wild 5-3 at Xcel Energy Center in the last meeting between the two teams (3/17/12)...C **Kyle Brodziak** tallied three points (1-2=3) and G **Matt Hackett** made 29 saves for the for Minnesota...LW **Drayson Bowman** had three points (2-1=3) and G **Brian Boucher** made 23 saves for Carolina.

WILD LEADERS: LW **Dany Heatley** leads the Wild with 33 points (16-17=33) in 30 games against Carolina...RW **Jason Pominville** has 25 points (13-12=25) in 30 games...LW **Zach Parise** has 21 points (13-8=21) in 24 contests.

WILD GOALIES: **Niklas Backstrom** is 3-1-2 with a 2.76 GAA and a .910 SV% in six starts vs. the Hurricanes...**Josh Harding** is 0-1-0 with a 3.00 GAA and a .893 SV% in one start (3/6/08).

HURRICANES LEADERS: D **Joni Pitkanen** (2-3=5) in 11 games, C **Tuomo Ruutu** (2-3=5) in 16 games and C **Eric Staal** (1-4=5) in eight games have all scored five points against the Wild.

HURRICANES GOALIES: **Cam Ward** is 3-0-1 with a 2.80 GAA and a .912 SV% in five starts against Minnesota.

CONNECTIONS: G **Anton Khudobin** was selected by Minnesota in the seventh-round 206th overall) of the 2004 NHL Entry Draft and appeared in six games with the Wild (2009-11)...D **Justin Falk** is a native of South St. Paul.

FAST FACT: PNC Arena is the only current NHL building in which the Wild doesn't have at least one win (0-3-2)...The Wild lost 5-4 in a shootout in the last meeting at PNC Arena (11/15/09).

2013-2014 MATCHUPS

Thur.	10/24	Xcel Energy Center	7:00 P.M.	Sat.	11/9	PNC Arena	6:00 P.M.
-------	-------	--------------------	-----------	------	------	-----------	-----------

CHICAGO BLACKHAWKS



TEAM INFORMATION

Home Ice (Cap., Built)	United Center (19,717, 1994)
Mailing Address	1901 W. Madison Street Chicago, IL 60612 312.455.7000
Telephone	312.455.7042
Fax	312.455.7042
Website	chicagoblackhawks.com
Twitter	@NHLBlackhawks
Founded	1926-27
Stanley Cup Titles	1934, 1938, 1961, 2010, 2013
Colors	Red, White and Black

DIRECTORY

Chairman	W. Rockwell "Rocky" Wirtz
President/CEO	John F. McDonough
General Manager	Stan Bowman
Head Coach	Joel Quenneville
Assistant Coach	Mike Kitchen
Assistant Coach	Jamie Kompon
Goaltending Coach	Steve Weeks

WILD VS. CHICAGO BLACKHAWKS

2012-13 Wild Record: 1-2-0 (1-1-0 at Xcel Energy Center, 0-1-0 at Chicago)

All-Time Wild Record: 27-18-2 (15-8-1 at Xcel Energy Center, 12-10-1 at Chicago)

DATE	OPP.	Scoring By Period					Shots By Period					Power Plays	Penalties/ Minutes	Game-Winning Goal	Goalie (Saves-Shots)	Attn.
		1	2	3	OT	F	1	2	3	OT	T					
1/30	CHI	2	0	0	0	2	7	8	11	6	32	0-2	4-8		Crawford (23-24)	18,550
	MIN	1	1	0	0	3	15	4	2	4	25	0-4	2-4	Cullen (SO)	Harding (30-32)	
3/5	MIN	1	0	2	—	3	6	4	13	—	23	1-2	3-6	BACKSTROM (13-17); Kuemper (14-15)		21,836
	CHI	4	0	1	—	5	17	11	4	—	32	0-3	2-4	Hossa	Crawford (20-23)	
4/9	CHI	0	1	0	-	1	11	16	4	-	31	0-2	2-4	Hossa	Emery (20-20)	19,158
	MIN	0	0	0	0	0	4	10	6	-	20	0-1	3-6		Backstrom (30-31)	
TOTALS		Scoring By Period					Shots By Period					Power Plays (Percentage)	Penalties/ Minutes		Goaltenders (Record, Saves-Shots)	
		1	2	3	OT	F	1	2	3	OT	T					
		CHI	6	1	1	0	8	35	35	19	6	95	0-7 (0.00)	8-16	Crawford (1-0-1, 46-47); Emery (1-0-0, 20-20)	
	MIN	2	1	2	0	5	25	18	21	4	68	1-7 (14.3)	8-16	Backstrom (0-2-0, 43-48); Kuemper (0-0-0, 14-15); Harding (1-0-0, 30-32)		

SERIES NOTES

2012-13: The Blackhawks won the season series 2-0-1...C **Matt Cullen** (1-1=2) and RW **Devin Setoguchi** (1-1=2) led the Wild with two points each...G **Niklas Backstrom** was 1-2-0 with a 2.19 GAA and a .934 SV% in three games (two starts)...G **Josh Harding** started the first meeting and allowed two goals on four shots...G **Darcy Kuemper** played in the second meeting in relief of Backstrom, saving 14-of-15 shots...LW **Bryan Bickell** (2-1=3), RW **Marian Hossa** (2-1=3), LW **Brandon Saad** (1-2=3) and C **Jonathan Toews** (1-2=3) led Chicago with three points each...G **Corey Crawford** was 1-0-1 with a 2.40 GAA and a .896 SV% in two starts...G **Nikolai Khabibulin** stopped 38-of-39 shots to win his only start against the Wild with the Oilers last season (4/26/13).

WILD LEADERS: D **Ryan Suter** leads the Wild with 26 points (4-22=26) in 47 games vs. Chicago — his most against any team...C **Mikko Koivu** has 22 points (4-18=22) in 29 matches...LW **Dany Heatley** owns 16 points (7-9=16) in 19 games.

WILD GOALIES: Backstrom is 5-8-1 with a 2.65 GAA, a .919 SV% and one shutout in 15 games against Chicago (14 starts)...Harding is 6-3-0 with a 2.53 GAA, a .923 SV% and one shutout in 10 games (nine starts).

BLACKHAWKS LEADERS: Hossa has 20 points (10-10=20) in 22 games against Minnesota...Toews owns 17 points (6-11=17) in 18 contests...D **Duncan Keith** has 15 points (5-10=15) in 29 contests.

BLACKHAWKS GOALIES: Crawford is 3-1-2 with a 2.01 GAA and a .919 SV% in seven games (six starts) against Minnesota...Khabibulin is 7-13-5 with a 2.50 GAA, a .907 SV% and one shutout in 25 starts.

CONNECTIONS: C **Jake Dowell** was selected by Chicago in the fourth round of the 2004 NHL Entry Draft and skated in 102 games with the Blackhawks (2007-11)...**Bob Mason** appeared in 41 games for Chicago 1987-88...D **Nick Leddy** is a native of Eden Prairie...C **Drew LeBlanc** is a native of Hermantown and played at St. Cloud State University where he was named the winner of the 2013 Hobey Baker Memorial Award.

FAST FACT: The Wild stormed back from a four-goal deficit in the third period for a 6-5 shootout win at Xcel Energy Center (1/9/10).

2013-2014 MATCHUPS

Sat.	10/26	United Center	7:00 P.M.	Thur.	1/23	Xcel Energy Center	7:00 P.M.
Mon.	10/28	Xcel Energy Center	7:00 P.M.	Thur.	4/3	United Center	7:00 P.M.
Thur.	12/5	Xcel Energy Center	7:00 P.M.				



COLORADO AVALANCHE

TEAM INFORMATION

Home Ice (Cap., Built)..... Pepsi Center (18,007, 1999)
Mailing Address..... 1000 Chopper Circle
 Denver, CO 80204
Telephone..... 303.405.1100
Fax..... 303.893.0614
Website..... coloradoavalanche.com
Twitter..... @Avalanche
Founded..... 1979-80 (Relocated from Quebec in 1995)
Stanley Cup Titles..... 1996, 2001
Colors..... Burgundy, Silver, Blue and Black

DIRECTORY

Owner..... E. Stanley Kroenke
President & Governor..... Josh Kroenke
Alternate Governor..... Joe Sakic
General Manager & Alternate Governor..... Greg Sherman
Head Coach..... Patrick Roy
Assistant Coach..... Tim Army
Assistant Coach..... Andre Tourigny
Goaltending Consultant..... Francois Allaire

WILD VS. COLORADO AVALANCHE

2012-13 Wild Record: 4-0-1 (2-0-1 at Xcel Energy Center, 2-0-0 at Colorado)
All-Time Wild Record: 36-29-9 (20-12-5 at Xcel Energy Center, 16-17-4 at Colorado)

DATE	OPP.	Scoring By Period					Shots By Period					Power Plays	Penalties/ Minutes	Game-Winning Goal	Goalie (Saves-Shots)	Attn.
		1	2	3	OT	F	1	2	3	OT	T					
1/19	COL	1	0	1	—	2	12	5	10	—	27	0-3	7-19		Varlamov (31-35)	
	MIN	0	3	1	—	4	5	18	12	—	35	2-7	4-11	Heatley (1)	Backstrom (25-27)	19,298
	COL	0	2	1	0	4	5	15	11	1	32	1-2	1-2	Hejduk (SO)	Giguere (26-29)	
2/14	MIN	0	1	2	0	3	11	8	7	3	29	0-1	2-4		Backstrom (29-32)	18,822
	COL	1	1	1	—	3	9	12	11	—	32	1-2	7-20		Varlamov (35-39)	
3/14	MIN	1	3	1	—	5	13	19	8	—	40	0-4	5-16	Koivu (1)	Backstrom (29-32)	18,989
	MIN	4	1	1	—	6	14	9	5	—	28	0-2	5-16	Bouchard (2)	Backstrom (28-32)	
3/16	COL	1	2	1	—	4	8	13	11	—	32	0-2	5-16	GIGUERE (10-14)	Varlamov (12-14)	17,708
	MIN	1	1	1	—	3	16	10	7	—	33	1-3	1-2	Setoguchi	Backstrom (29-30)	
4/27	COL	1	0	0	—	1	4	11	15	—	30	0-1	3-6		Varlamov (30-32)	17,731
TOTALS		Scoring By Period					Shots By Period					Power Plays (Percentage)	Penalties/ Minutes		Goaltenders (Record, Saves-Shots)	
		1	2	3	OT	F	1	2	3	OT	T					
	COL	4	5	4	—	13	38	46	58	—	142	2-10 (20.0)	23-63		Giguere (0-3-0, 68-73); Varlamov (3-1-0, 101-106)	
	MIN	6	9	6	—	21	59	64	39	—	162	4-17 (23.5)	17-49	Backstrom (4-1-0, 145-154); Hackett (0-2-0, 51-57); Harding (0-0-0, 15-18)		

SERIES NOTES

2012-13: The Wild won the season series 4-0-1...C **Mikko Koivu** (3-4=7) and LW **Zach Parise** (2-5=7) led the Wild with seven points each...LW **Dany Heatley** (2-4=6) and D **Ryan Suter** (1-5=6) had six points each...G **Niklas Backstrom** started all five games going 4-0-1 with a 2.56 GAA and a .915 SV%...C **Matt Duchene** (2-3=5) led Colorado with five points...LW **Gabriel Landeskog** (2-2=4) and RW **PA Parenteau** (2-2=4) had four points each...G **Semyon Varlamov** was 0-4-0 with a 3.36 GAA and a .900 SV% in four games (two starts)...G **Jean-Sebastien Giguere** was 1-0-0 with a 4.95 GAA and a .837 SV% in two starts.

WILD LEADERS: Koivu has 37 points (14-23=37) in 46 games against Colorado...Heatley owns 25 points (7-18=25) in 24 contests...C **Kyle Brodziak** has 20 points (7-13=20) in 37 games.

WILD GOALIES: Backstrom is 24-5-3 with a 2.22 GAA, a .926 SV% and four shutouts in 32 starts against Colorado...G **Josh Harding** is 3-2-1 with a 2.04 GAA, a .930 SV% and one shutout in eight matches (six starts).

AVALANCHE LEADERS: LW Alex Tanguay has 46 points (16-30=46) in 58 games vs. Minnesota, the fifth highest total by a Wild opponent...C **Paul Stastny** has 27 points (9-18=27) in 42 contests.

AVALANCHE GOALIES: Giguere is 10-12-5 with a 2.39 GAA, a .910 SV% and three shutouts in 28 regular season starts vs. the Wild...Varlamov is 4-4-0 with a 2.11 GAA, a .929 SV% and one shutout in eight games (six starts).

CONNECTIONS: Darby Hendrickson skated in 20 games with Colorado in 2003-04...D **Erik Johnson** hails from Bloomington...LW **Patrick Bordeleau** was selected by Minnesota in the fourth-round (114th overall) of the 2004 NHL Entry Draft.

FAST FACT: The Wild recorded its first-ever playoff series win rallying from a three-games-to-one deficit over the Avalanche in the 2003 Western Conference Quarterfinal...The Avalanche defeated the Wild in six games in the 2008 Western Conference Quarterfinal.

2013-2014 MATCHUPS

Fri.	11/29	Xcel Energy Center	5:00 P.M.	Sat.	1/11	Xcel Energy Center	7:00 P.M.
Sat.	11/30	Pepsi Center	8:00 P.M.	Thur.	1/30	Pepsi Center	8:00 P.M.
Sat.	12/14	Pepsi Center	8:00 P.M.				



COLUMBUS BLUE JACKETS

TEAM INFORMATION

Home Ice (Cap., Built)..... Nationwide Arena (18,144, 2000)
Mailing Address..... 200 W. Nationwide Blvd.
 Columbus, OH 43215
Telephone..... 614.246.4625
Fax..... 614.246.4007
Website..... bluejackets.com
Twitter..... @BlueJacketsNHL
Founded..... 2000-01
Stanley Cup Titles..... None
Colors..... Red, White, Capital Blue and Electric Green

DIRECTORY

Majority Owner/Governor..... John P. McConnell
President of Hockey Operations/Alternate Governor..... John Davidson
General Manager..... Jarmo Kekalainen
Head Coach..... Todd Richards
Associate Coach..... Craig Hartsburg
Assistant Coach..... Dan Hinote
Goaltending Coach..... Ian Clark

WILD VS. COLUMBUS BLUE JACKETS

2012-13 Wild Record: 2-0-1 (1-0-1 at Xcel Energy Center, 1-0-0 at Columbus)
All-Time Wild Record: 23-16-7 (16-5-3 at Xcel Energy Center, 7-11-4 at Columbus)

DATE	OPP.	Scoring By Period					Shots By Period					Power Plays	Penalties/ Minutes	Game-Winning Goal	Goalie (Saves-Shots)	Attn.
		1	2	3	OT	F	1	2	3	OT	T					
1/29	CBJ	0	1	1	—	2	5	3	11	—	19	1-4	4-14		Mason (23-26)	
	MIN	2	0	1	—	3	8	15	3	—	26	0-2	6-18	Bouchard (1)	Backstrom (17-19)	17,584
	MIN	0	2	1	—	3	9	11	4	—	24	2-4	4-8	Suter (1)	Backstrom (24-24)	
4/7	CBJ	0	0	0	—	0	8	4	12	—	24	0-4	3-6		Bobrovsky (21-24)	15,909
	CBJ	0	2	0	0	3	6	8	8	2	22	0-2	8-30	Letestu (SO)	Bobrovsky (39-41)	
4/13	MIN	1	0	1	0	2	15	10	14	2	41	1-4	4-22		Backstrom (20-22)	19,187
TOTALS		Scoring By Period					Shots By Period					Power Plays (Percentage)	Penalties/ Minutes		Goaltenders (Record, Saves-Shots)	
		1	2	3	OT	F	1	2	3	OT	T					
	CBJ	0	3	1	0	4	19	15	31	2	67	1-10 (10.0)	15-50		Mason (0-1-0, 23-26); Bobrovsky (1-1-0, 60-65)	
	MIN	3	2	3	0	8	32	36	21	2	91	3-10 (30.0)	14-48		Backstrom (2-0-1, 61-65)	

SERIES NOTES

2012-13: The Wild won the season series 2-0-1...RW **Jason Pominville** (2-2=4) led the Wild with four points...D **Ryan Suter** had three points (1-2=3)...C **Mikko Koivu** (1-1=2) and LW **Zach Parise** (0-2=2) had two points each...G **Niklas Backstrom** went 2-0-1 with a 1.30 GAA, a .938 SV% and one shutout...C **Brandon Dubinsky** (0-3=3) led the Blue Jackets with three points...G **Sergei Bobrovsky** went 1-1-0 with a 2.40 GAA and a .923 SV% in two starts.

WILD LEADERS: Koivu has 24 points (8-16=24) in 26 games and Suter has 24 points (2-22=24) in 45 contests.

WILD GOALIES: Backstrom is 11-5-2 with a 2.11 GAA, a .925 SV% and one shutout in 19 starts against Columbus...G **Josh Harding** is 1-2-0 with a 3.68 GAA and a .880 SV% in three starts.

BLUE JACKETS LEADERS: D **Jack Johnson** has 13 points (3-10=13) in 20 contests vs. Minnesota...D **James Wisniewski** owns 10 points (2-8=10) in 21 contests.

BLUE JACKETS GOALIES: Bobrovsky is 2-1-0 with a 1.95 GAA and a .926 SV% in three starts against the Wild...G **Curtis McElhinney** is 1-1-1 with a 2.95 GAA and a .892 SV% in four games (three starts).

CONNECTIONS: LW **Mike Rupp** appeared in 39 games with Columbus (2005-06)...C **Zenon Konopka** skated in nine games with the Blue Jackets (2006-08)...Columbus Head Coach **Todd Richards** served as the Wild's Head Coach from 2009-11...Darryl Sydor played 49 games for the Blue Jackets in 2003-04...RW **Marian Gaborik** is the Wild's all-time franchise leader in goals (219), points (437), plus-minus rating (plus-54), PPGs (59), GWGs (43) and shots (1,694) in 502 games...He was selected by Minnesota with the third overall pick in the 2000 Entry Draft.

FAST FACT: Backstrom's 24-save shutout on April 7, 2013 was the first in franchise history at Nationwide Arena.

2013-2014 MATCHUPS

Fri.	12/6	Nationwide Arena	6:00 P.M.	Sat.	3/15	Xcel Energy Center	7:00 P.M.
------	------	------------------	-----------	------	------	--------------------	-----------



DALLAS STARS

TEAM INFORMATION

Home Ice (Cap., Built).....American Airlines Center (18,532, 2001)
Mailing Address.....2601 Avenue of the Stars
 Frisco, Texas 75034
Telephone.....214.387.5500
Fax.....214.387.5564
Website.....dallasstars.com
Twitter.....@DallasStars
Founded.....1967-68 (Relocated from Minnesota in 1993)
Stanley Cup Titles.....1999
Colors.....Green, Gold and Black

DIRECTORY

Owner/Governor.....Tom Gaglardi
President/CEO.....Jim Lites
General Manager.....Jim Noll
Head Coach.....Lindy Ruff
Assistant Coach.....Curt Fraser
Assistant Coach.....James Patrick
Goaltending Coach.....Mike Valley

WILD VS. DALLAS STARS

2012-13 Wild Record: 2-1-0 (1-0-0 at Xcel Energy Center, 1-1-0 at Dallas)

All-Time Wild Record: 16-23-8 (12-9-2 at Xcel Energy Center, 4-14-6 at Dallas)

DATE	OPP.	Scoring By Period					Shots By Period					Power Plays	Penalties/ Minutes	Game-Winning Goal	Goalie (Saves-Shots)	Attn.
		1	2	3	OT	F	1	2	3	OT	T					
1/20	DAL	0	0	0	-	0	8	11	5	-	24	0-4	4-8		Nilstorp (31-32)	
	MIN	1	0	0	-	1	11	10	11	-	32	0-3	5-10	Parise (1)	Harding (24-24)	18,296
	MIN	1	3	3	-	7	17	14	11	-	42	0-2	5-18	Brodziak (1)	Backstrom (22-26)	
3/25	DAL	2	1	1	-	4	14	5	7	-	26	1-3	4-16		Lehtonen (36-41)	16,167
	MIN	1	1	1	-	3	7	12	14	-	33	1-4	10-39		Hackett (28-33)	
3/29	DAL	2	0	3	-	5	17	11	5	-	33	3-6	7-25	Eriksson	Lehtonen (30-33)	17,376
TOTALS		Scoring By Period					Shots By Period					Power Plays (Percentage)	Penalties/ Minutes		Goaltenders (Record, Saves-Shots)	
		1	2	3	OT	F	1	2	3	OT	T					
	DAL	4	1	4	-	9	41	27	17	-	87	4-13 (31.0)	15-49		Lehtonen (1-1-0, 66-74); Nilstorp (0-1-0, 31-32)	
	MIN	3	4	4	-	11	35	36	36	-	107	1-9 (11.1)	20-67		Backstrom (1-0-0, 22-26); Harding (1-0-0, 24-24); Hackett (0-1-0, 28-33)	

SERIES NOTES

2012-13: The Wild won the season series 2-1-0...LW **Zach Parise** led the Wild with four points (3-1=4)...C **Kyle Brodziak** (1-2=3), LW **Dany Heatley** (1-2=3) and C **Mikko Koivu** (1-2=3) had three points each...G **Josh Harding** stopped all 24 shots faced in the first contest...G **Niklas Backstrom** saved 22-of-26 shots to win the second contest...G Matt Hackett stopped 28 shots in the third meeting...LW **Ray Whitney** (1-2=3) led Dallas with three points piece...G **Cristopher Nilstorp** made 31 saves for the Stars in the first meeting...G **Kari Lehtonen** went 0-1-0 with a 4.62 GAA and a .878 SV% in two starts.

WILD LEADERS: Heatley leads the Wild with 26 points (7-19=26) in 26 games vs. the Stars...Koivu owns 19 points (9-10=19) in 23 contests...Parise has 16 points (8-8=16) in 12 games.

WILD GOALIES: Backstrom is 5-7-5 with a 2.83 GAA and a .895 SV% in 17 games (16 starts) vs. Dallas...Harding is 2-1-0 with a 2.70 GAA, a .905 SV% and one shutout in five appearances (three starts).

STARS LEADERS: C **Shawn Horcoff** owns 30 points (12-18=30) in 58 games against Minnesota...Whitney has 39 points (9-21=30) in 29 contests.

STARS GOALIES: G **Dan Ellis** is 2-4-1 with a 2.98 GAA, a .890 SV% and one shutout in nine games (eight starts) vs. Minnesota...Lehtonen is 6-5-0 with a 2.89 GAA, a .899 SV% and two shutouts in 12 starts vs. Minnesota.

CONNECTIONS: C **Jake Dowell** skated in 52 games with Dallas in 2011-12...Darryl Sydor had three stints playing with Dallas (1995-2003, 2006-07, 2008-09), helping the Stars win a Stanley Cup in 1999...Rick Wilson spent 16 seasons coaching with the Stars franchise...D **Alex Goligoski** (Grand Rapids) is a Minnesota native.

FAST FACTS: Minnesota snapped a 16-game winless streak (0-11-5) in Dallas with a 7-4 victory in the first meeting at American Airlines Center last season (3/25/13)...The Dallas Stars were known as the Minnesota North Stars from 1967-93, before moving to the Lone Star State prior to the 1993-94 season.

2013-2014 MATCHUPS

Sat.	10/12	Xcel Energy Center	7:00 P.M.	Tue.	1/21	American Airlines Center	7:00 P.M.
Sat.	1/18	Xcel Energy Center	8:00 P.M.	Sat.	3/8	American Airlines Center	7:30 P.M.



DETROIT RED WINGS

TEAM INFORMATION

Home Ice (Cap., Built).....Joe Louis Arena (20,066, 1979)
Mailing Address.....19 Steve Yzerman Drive
 Detroit, MI 48226
Telephone.....313.394.7000
Fax.....313.567.0296
Website.....detroitredwings.com
Twitter.....@DetroitRedWings
Founded.....1926-27
Stanley Cup Titles.....10; 1936, 1937, 1943, 1950, 1954
 1955, 1997, 1998, 2002, 2008
Colors.....Red and White

DIRECTORY

Owner/Governor.....Mike Ilitch
President/CEO.....Christopher Ilitch
Executive V.P./General Manager.....Ken Holland
Head Coach.....Mike Babcock
Associate Coach.....Tom Renney
Assistant Coach.....Bill Peters
Assistant Coach.....Keith McKittrick
Goaltending Coach.....Jim Bedard

WILD VS. DETROIT RED WINGS

2012-13 Wild Record: 2-1-0 (1-0-0 at Xcel Energy Center, 1-1-0 at Detroit)

All-Time Wild Record: 14-24-9 (7-8-8 at Xcel Energy Center, 7-16-1 at Detroit)

DATE	OPP.	Scoring By Period					Shots By Period					Power Plays	Penalties/ Minutes	Game-Winning Goal	Goalie (Saves-Shots)	Attn.
		1	2	3	OT	F	1	2	3	OT	T					
1/25	DET	0	4	1	-	5	6	11	10	-	27	2-5	9-21	Datsyuk	Harding (22-27)	20,066
	DET	1	1	0	-	2	14	10	7	-	31	0-3	2-4		Howard (23-26)	
2/17	MIN	0	3	0	-	3	8	11	5	-	24	0-2	2-6	Mitchell (1)	Mrazek (21-24)	19,117
	MIN	1	3	0	-	4	5	12	2	-	19	2-3	6-12	Koivu (2)	Kuemper (29-31)	
3/20	DET	0	1	1	-	2	18	8	12	-	38	1-5	3-8		Backstrom (36-38)	20,066
	DET	0	1	1	-	2	18	8	12	-	38	1-5	3-8		Howard (15-19)	
TOTALS		Scoring By Period					Shots By Period					Power Plays (Percentage)	Penalties/ Minutes		Goaltenders (Record, Saves-Shots)	
		1	2	3	OT	F	1	2	3	OT	T					
	DET	1	6	2	-	9	38	29	29	-	96	3-13 (23.1)	14-33		Howard (1-1-0, 38-45); Mrazek (0-1-0, 21-24)	
	MIN	1	8	1	-	10	24	33	12	-	93	3-13 (23.1)	14-33		Harding (0-1-0, 22-27); Kuemper (1-0-0, 29-31); Backstrom (1-0-0, 36-38)	

SERIES NOTES

2012-13: Minnesota won the season series 2-1-0...C **Mikko Koivu** (1-3=4) and LW **Zach Parise** (2-2=4) led the Wild with four points each...G **Josh Harding** made 22 saves in a losing effort in the first contest...G **Darcy Kuemper** stopped 29-of-31 shots to record his first NHL victory in the second meeting...G **Niklas Backstrom** saved 29 shots in the final contest...C **Pavel Datsyuk** lead the Red Wings with five points (2-3=5) against the Wild...LW **Henrik Zetterberg** had four points 91-3=4)...G **Jimmy Howard** went 1-1-0 with a 3.50 GAA and a .844 SV% in two starts...G **Petr Mrazek** stopped 21-of-24 shots in the second meeting.

WILD LEADERS: D **Ryan Suter** paces the Wild with 20 points (4-16=20) in 50 games against Detroit...LW **Matt Cooke** owns 17 points (8-9=17) in 37 contests...Koivu has 15 points (5-10=15) in 25 games.

WILD GOALIES: Backstrom is 2-4-3 with a 3.11 GAA and a .915 SV% in 11 games (nine starts) against the Red Wings...Harding is 4-6-2 with a 3.40 GAA, a .905 SV% and one shutout in 13 career appearances (12 starts).

RED WINGS LEADERS: RW **Todd Bertuzzi** has 34 points (16- 18=34) in 50 games against Minnesota...Zetterberg owns 34 points (15-19=34) in 36 games...Datsyuk has 28 points (9- 19=28) in 39 matches...RW **Johan Franzen** has 24 points (13-11=24) in 26 games.

RED WINGS GOALIES: Howard is 9-3-2 with a 2.10 GAA, a .909 SV% and one shutout in 14 starts vs. Minnesota...G **Jonas Gustavsson** is 1-1-0 with a 2.54 GAA and a .902 SV% in two starts.

CONNECTIONS: Rick Wilson skated in 77 games with Detroit in 1976-77.

FAST FACT: Minnesota is 4-2-1 against Detroit over the last two seasons and has earned a point in nine of the last ten games played at Xcel Energy Center 4-1-5.

2013-2014 MATCHUPS

Sat.	3/22	Xcel Energy Center	1:00 P.M.	Sun.	3/23	Joe Louis Arena	6:30 P.M.
------	------	--------------------	-----------	------	------	-----------------	-----------

TEAM INFORMATION

Home Ice (Cap., Built)	Rexall Place (16,839, 1974)
Mailing Address	11230 – 110th Street
	Edmonton, Alberta T6S 3H7
Telephone	780.414.4625
Fax	780.409.5848
Website	edmontonoilers.com
Twitter	@EdmontonOilers
Founded	1979–80
Stanley Cup Titles	1984, 1985, 1987, 1988, 1990
Colors	Midnight Blue, White, Metallic Copper, Red

DIRECTORY

Owner & Governor	Daryl A. Katz
President & Chief Executive Officer	Patrick LaForte
President, Hockey Operations	Kevin Lowe
General Manager	Craig MacTavish
Head Coach	Dallas Eakins
Assistant Coach	Kelly Buchberger
Assistant Coach	Steve Smith
Goaltending Coach	Frederic Chabot

WILD VS. EDMONTON OILERS

2012-13 Wild Record: 3-1-0 (1-1-0 at Xcel Energy Center, 2-0-0 at Edmonton)

All-Time Wild Record: 41-23-9 (23-11-2 at Xcel Energy Center, 18-12-7 at Edmonton)

DATE	OPP.	Scoring By Period					Shots By Period					Power Plays	Penalties/ Minutes	Game-Winning Goal	Goalie	
		1	2	3	OT	F	1	2	3	OT	T				(Saves-Shots)	Attn.
	MIN	0	1	2	-	3	3	16	9	-	28	0-3	1-2	Setoguchi (2)	Backstrom (27-28)	
2/21	EDM	0	1	0	-	1	8	10	10	-	28	0-1	3-19		Dubnyk (25-28)	16,839
3/3	EDM	1	0	1	-	2	7	0	14	-	21	0-1	3-6	Coyle (1)	Dubnyk (39-43)	
	MIN	1	0	3	-	4	11	18	14	-	43	0-3	1-2		Backstrom (19-21)	18,675
4/16	MIN	1	2	2	-	5	11	12	7	-	30	1-2	1-2	Parise (4)	Backstrom (16-19)	
	EDM	1	0	2	-	3	7	6	6	-	19	1-1	2-4		Dubnyk (25-30)	16,839
4/26	EDM	3	3	0	-	6	5	9	3	-	17	0-5	3-9	Hall	Khabibulin (37-38)	
	MIN	0	0	1	-	1	15	13	11	-	39	0-3	5-29		Backstrom (2-5); Harding (9-12)	*19,090
TOTALS		Scoring By Period					Shots By Period					Power Plays (Percentage)	Penalties/ Minutes	Goaltenders (Record, Saves-Shots)		
	1	2	3	OT	F	1	2	3	OT	T						
	EDM	5	4	3	-	12	27	25	33	-	85	1-8 (12.5)	11-38	Dubnyk (0-0-0, 8-8); Khabibulin (3-1-3, 203-215)		
MIN	2	3	8	-	13	40	59	41	-	140	1-11 (9.1)	8-35	Backstrom (4-2-0, 135-149); Harding (0-1-0, 33-40)			

SERIES NOTES

2012-13: The Wild won the season series 3-1-0...RW **Charlie Coyle** (2-2=3) and C **Mikko Koivu** (2-2=4) led Minnesota with four points each...D **Ryan Suter** (0-3=3) added three assists...G **Niklas Backstrom** was 3-1-0 with a 2.72 GAA and a .877 SV% in four starts...G **Josh Harding** stopped 9-of-12 shots faced in relief of Backstrom (4/26)...LW **Taylor Hall** (1-4=5) led the Oilers with five points...RW **Jordan Eberle** (1-3=4) and RW **Nail Yakupov** (3-1=4) had four points each...G **Devan Dubnyk** was 0-3-0 with a 4.14 GAA and a .881 SV% in three starts...G **Jason LaBarbera** was 0-0-1 with a 2.96 GAA and a .902 SV% in two games with Phoenix (one start) against Minnesota.

WILD LEADERS: Koivu has 38 points (6-32=38) in 49 games against Edmonton, his highest total against any team...LW **Dany Heatley** owns 24 points (11-13=24) in 24 contests...Suter has 18 points (3-15=18) in 32 games.

WILD GOALIES: Backstrom is 25-4-1 with a 1.91 GAA, a .928 SV% and four shutouts in 32 starts...Harding is 2-5-1 with a 2.87 GAA, a .902 SV% and one shutout in 12 games (seven starts).

OILERS LEADERS: LW **Ryan Smyth** leads Edmonton in career scoring against Minnesota with 44 points (20-24=44) in 61 games...He ranks third all-time versus the Wild with five game-winning goals, tied for third in goals, fifth in games played and sixth in scoring...RW **Ales Hemsky** owns 16 points (7-9=16) in 45 matches...Eberle has 14 points (4-10=14) in 15 games.

OILERS GOALIES: LaBarbera is 1-0-3 with a 3.15 GAA and a .891 SV% in five games (four starts)...Dubnyk is 1-4-0 with a 2.88 GAA and a .907 SV% in six appearances (five starts).

CONNECTIONS: D **Nick Schultz** spent parts of 10 seasons with the Wild (2001-12) and is the franchise leader in games played (743), seventh in assists and 10th in points (26-102=128)...C **Kyle Brodziak** was acquired from Edmonton in a trade (6/27/09) after spending four seasons with the Oilers (2005-09)...LW **Ryan Jones** was drafted by the Wild in the fourth round of the 2004 NHL Entry Draft.

FAST FACT: The Wild's 18 wins in Edmonton and 41 wins overall are the most against any franchise...Backstrom suffered his first home loss to the Oilers in the final meeting last season (4/26/13)...He is 17-1-0 with a 1.49 GAA, a .942 SV% and four shutouts in 18 home starts against Edmonton.

2013-2014 MATCHUPS

Thur.	2/16	Xcel Energy Center	7:00 P.M.	Tue.	3/11	Xcel Energy Center	7:00 P.M.
Thur.	2/27	Rexall Place	8:30 P.M.				

TEAM INFORMATION

Home Ice (Cap., Built).....BB&T Center (17,040, 1998)
Mailing Address.....One Panther Parkway
Sunrise, FL 33323
Telephone.....954.835.7000
Fax.....954.835.7700
Website.....floridapanthers.com
Twitter.....@FlaPanthers
Founded.....1993-94
Stanley Cup Titles.....None
Colors.....Red, Navy, Yellow and Gold

DIRECTORY

General Partner/Chairman of the Board/CEO/Governor	Cliff Viner
President/Chief Operating Officer	Michael Yormark
General Manager	Dale Tallon
Head Coach	Kevin Dineen
Assistant Coach	Craig Ramsay
Assistant Coach	Gord Murphy
Goaltending Coach	Robb Tallas

WILD VS. FLORIDA PANTHERS

2011-12 Wild Record: 2-0-0 (1-0-0 at Xcel Energy Center, 1-0-0 at Florida)

All-Time Wild Record: 9-2-2 (4-0-2 at Xcel Energy Center, 5-2-0 at Florida)

		Scoring By Period					Shots By Period					Power	Penalties/ Minutes	Game-Winning	Goalie	
DATE	OPP.	1	2	3	OT	F	1	2	3	OT	T	Plays		Goal	(Saves-Shots)	Attn.
	MIN	0	1	1	0	3	11	8	7	2	28	1-3	3-6	Christensen (SO)	Backstrom (41-43)	
2/23	FLA	0	1	1	0	2	11	14	14	4	43	1-3	3-6		Theodore (26-28)	13,892
	FLA	0	1	1	0	2	9	8	10	0	27	2-5	2-4		Theodore (22-25)	
3/29	MIN	0	0	2	1	3	13	4	7	1	25	0-2	5-10	Koivu (SO)	Backstrom (25-27)	16,952
		Scoring By Period					Shots By Period					Power	Plays	Penalties/ Minutes	Goaltenders	
TOTALS		1	2	3	OT	F	1	2	3	OT	T	(Percentage)			(Record, Saves-Shots)	
	FLA	0	2	2	0	4	20	22	24	4	70	3-8 (37.5)	5-10		Theodore (0-0-2, 48-53)	
	MIN	0	1	3	1	6	24	12	14	3	53	1-5 (20.0)	8-16		Backstrom (2-0-0, 66-70)	

SERIES NOTES

2011-12: Minnesota went 2-0-0 against Florida winning in a shootout at Florida and in overtime in St. Paul...C **Kyle Brodzia** (2-0=2), LW **Dany Heatley** (0-2=2) and C **Mikko Koivu** (1-1=2) had two points each...G **Niklas Backstrom** was 2-0-0 with a 1.93 GAA and a .943 SV%...D **Brian Campbell** (0-3=3) had three assists and LW **Tomas Fleischmann** (1-1=2) had two points...G **Jose Theodore** was 0-0-2 with a 2.40 GAA and a .906 SV%.

WILD LEADERS: Heatley leads the Wild with 33 points (17-16=33) in 31 games against the Panthers...RW **Jason Pominville** has 29 points (11-18=29) in 30 contests...LW **Zach Parise** owns 17 points (7-10=17) in 24 games.

WILD GOALIES: Backstrom is 5-0-1 with a 1.95 GAA and a .941 SV% in six starts vs. Florida...G **Josh Harding** has not faced the Panthers.

PANTHERS LEADERS: D Ed Jovanovski has 17 points (5-12=17) in 39 games against Minnesota...RW Scottie Upshall has 14 points (8-6=14) in 16 contests...C Scott Gomez (1-12=13) has 13 points in 15 games...Campbell has 13 points (1-12=13) in 19 matches.

PANTHERS GOALIES: G Scott Clemmensen and G Jacob Markstrom have not faced the Wild.

CONNECTIONS: **Chuck Fletcher** spent nine years (1993-2002) in the Panthers front office, working seven seasons as Assistant General Manager and one as Interim General Manager...**Brent Flahr** worked in the Panthers front office from 1996-2003...**D Keith Ballard** spent two seasons with Florida (2008-10)...**C Nick Bjugstad** is a native of Minneapolis and played two seasons at the University of Minnesota (2010-2012).

FAST FACTS: Minnesota registered 11 shots in a 3-2 shootout loss (3/9/10) as the Wild tied a team record for fewest shots in a game, and set a new mark for fewest shots at Xcel Energy Center.

2013-2014 MATCHUPS

Sat.	10/19	BB&T Center	6:00 P.M.	Fri.	11/15	Xcel Energy Center	7:00 P.M.
------	-------	-------------	-----------	------	-------	--------------------	-----------



LOS ANGELES KINGS

TEAM INFORMATION

Home Ice (Cap., Built).....STAPLES Center (18,118, 1999)
Mailing Address.....1111 South Figueroa St.
 Los Angeles, CA 90015
Telephone.....213.742.7100
Fax.....310.535.4525
Website.....lakings.com
Twitter.....@LAKings
Founded.....1967-68
Stanley Cup Titles.....2012
Colors.....Purple, Silver, Black and White

DIRECTORY

Owner.....Philip F. Anschutz
Owner.....Edward P. Roski, Jr.
President/General Manager.....Dean Lombardi
President, Business Operations.....Luc Robitaille
Head Coach.....Darryl Sutter
Assistant Coach.....John Stevens
Assistant Coach.....Davis Payne
Goaltending Coach.....Bill Ranford

WILD VS. LOS ANGELES KINGS

2012-13 Wild Record: 2-1-0 (2-0-0 at Xcel Energy Center, 0-1-0 at Los Angeles)

All-Time Wild Record: 21-16-10 (11-7-6 at Xcel Energy Center, 10-9-4 at Los Angeles)

DATE	OPP.	Scoring By Period					Shots By Period					Power Plays	Penalties/ Minutes	Game-Winning Goal		Goalie (Saves-Shots)	Attn.
		1	2	3	OT	F	1	2	3	OT	T						
3/30	LAK	1	2	0	0	3	13	10	7	1	31	2-2	4-8			Quick (25-28)	
	MIN	1	1	1	0	4	11	7	7	3	28	1-4	2-4	Koivu (SO)	Backstrom (28-31)	19,223	
4/4	LAK	2	1	0	—	3	6	3	5	—	14	0-2	1-2	Williams	Backstrom (0-2); Kuemper (11-12)	Bernier (23-23)	18,118
	LAK	0	1	0	—	1	5	6	12	—	23	0-1	1-2		Bernier (23-25)		
4/23	MIN	2	0	0	—	2	13	9	3	—	25	0-1	1-2	Clutterbuck (1)	Backstrom (22-23)	18,825	
TOTALS		1	2	3	OT	F	1	2	3	OT	T	Power Plays (Percentage)	Penalties/ Minutes	Goaltenders (Record, Saves-Shots)			
	LAK	3	4	0	0	7	24	19	24	1	68	2-5 (20.0)	6-12	Bernier (1-1-0, 46-48); Quick (0-0-1, 25-28)			
	MIN	3	1	1	0	5	30	22	21	3	76	1-6 (16.6)	5-10	Kuemper (0-0-0, 11-12); Backstrom (2-1-0, 50-56)			

SERIES NOTES

2012-13: The Wild won the season series 2-1-0...LW **Zach Parise** led Minnesota with three points (1-2=3)...RW **Charlie Coyle** (2-0=2) and C **Mikko Koivu** (0-2=2) had two points each...G **Niklas Backstrom** was 2-1-0 with a 2.82 GAA and a .893 SV% in three starts...G **Darcy Kuemper** stopped 11-of-12 shots in relief of Backstrom in the second meeting (4/4)...RW **Jeff Carter** and RW **Justin Williams** led Los Angeles with three goals each...D **Drew Doughty** and C **Anze Kopitar** had two assists each...G Jonathan Bernier went 1-1-0 with a 1.01 GAA, a .958 SV% and one shutout in two starts...G **Jonathan Quick** suffered a shootout loss in the second meeting.

WILD LEADERS: Koivu owns 22 points (4-18=22) in 25 games against the Kings...D **Ryan Suter** owns 16 points (1-15=16) in 29 contests...LW **Dany Heatley** has 12 points (5-7=12) in 23 games.

WILD GOALIES: Backstrom is 8-6-3 with a 2.45 GAA, a .913 SV% and two shutouts in 19 games (18 starts) vs. Los Angeles...G **Josh Harding** is 2-3-0 with a 2.99 GAA and a .899 SV% in six games (four starts).

KINGS LEADERS: Kopitar owns 24 points (8-16=24) in 27 matches against Minnesota...C **Jarret Stoll** has 20 points (8-12=20) in 43 games...Williams owns 16 points (7-9=16) in 19 contests...RW **Dustin Brown** has 16 points (6-10=16) in 30 games.

KINGS GOALIES: Quick is 7-3-2 with a 2.62 GAA and a .892 SV% in 12 starts.

CONNECTIONS: **Rick Wilson** spent three seasons as an Assistant Coach with Los Angeles (1989-92)...**Darryl Sydor** spent his first five NHL seasons with the Kings (1991-96), who drafted him seventh overall in 1990...D **Willie Mitchell** skated in 288 games with Minnesota in parts of five seasons (2000-06).

FAST FACT: 17 of the 44 lifetime meetings have gone to overtime.

2013-2014 MATCHUPS

Thur. Tue.	10/3 1/7	Xcel Energy Center STAPLES Center	7:00 P.M. 9:30 P.M.	Mon. 3/31	STAPLES Center	9:00 P.M.
---------------	-------------	--------------------------------------	------------------------	--------------	----------------	-----------

MONTREAL CANADIENS



TEAM INFORMATION

Home Ice (Cap., Built).....Bell Centre (21,273, 1996)
Mailing Address.....1909 Avenue des Canadiens-de-Montreal
 Montreal, Quebec H4B 5G0
Telephone.....514.932.2582
Fax.....514.989.2835
Website.....canadiens.com
Twitter.....@CanadiensMTL
Founded.....1909-10
Stanley Cup Titles.....24; 1916, 1924, 1930, 1931, 1944, 1946, 1953, 1956, 1957, 1958, 1959, 1960, 1965, 1966, 1968, 1969, 1971, 1973, 1976, 1977, 1978, 1979, 1986, 1993
Colors.....Red, White and Blue

DIRECTORY

CEO/Owner.....Geoff Molson
Executive Vice President /COO.....Kevin Gilmore
Executive Vice President/General Manager.....Marc Bergevin
Head Coach.....Michel Therrien
Assistant Coach.....Gerard Gallant
Assistant Coach.....Clement Jodoin
Assistant Coach.....Jean-Jacques Daigneault
Goaltending Coach.....Stephane Waite

WILD VS. MONTREAL CANADIENS

2011-12 Wild Record: 0-0-1 (Did not play at Xcel Energy Center, 0-0-1 at Montreal)

All-Time Wild Record: 4-4-3 (2-2-1 at Xcel Energy Center, 2-2-2 at Montreal)

DATE	OPP.	Scoring By Period					Shots By Period					Power Plays	Penalties/ Minutes	Game-Winning Goal		Goalie (Saves-Shots)	Attn.
		1	2	3	OT	F	1	2	3	OT	T						
3/1	MTL	2	1	1	0	5	9	8	9	2	28	0-5	11-27			Backstrom (5-6); Harding (19-22)	
	MIN	1	0	3	0	4	7	7	15	1	30	3-7	10-34	Desharnais (SO)	Price (26-30)	*21,273	
TOTALS		1	2	3	OT	F	1	2	3	OT	T	Power Plays (Percentage)	Penalties/ Minutes	Goaltenders (Record, Saves-Shots)			
	MTL	2	1	1	0	5	9	8	9	2	28	3-7 (42.9)	10-34	Price (1-0-0, 26-30)			
	MIN	1	0	3	0	4	7	7	15	1	30	0-5 (0.0)	11-27	Backstrom (0-0-0, 5-6); Harding (0-0-1, 19-22)			

SERIES NOTES

2011-12: The Canadiens won the only matchup of the season 5-4 in a shootout in Montreal (3/1)...RW Nick Johnson led the Wild with three assists and LW Matt Kassian tallied two goals...G **Niklas Backstrom** saved five of six shots before leaving the game due to injury...G **Josh Harding** made 19 saves in relief and stopped two of three shootout attempts...G **Carey Price** earned the win saving 26 of 30 shots and all three shootout attempts.

WILD LEADERS: LW **Dany Heatley** has 51 points (24-27=51) in 41 games against Montreal...RW **Jason Pominville** has 29 points (8-21=29) in 49 games...LW **Zach Parise** has 23 points (14-9=23) in 26 games.

WILD GOALIES: Backstrom is 1-1-0 with a 3.10 GAA and a .905 SV% in four games (three starts) against the Canadiens...Harding is 0-1-1 with a 2.50 GAA and a .884 SV% in two games (one start).

CANADIENS LEADERS: RW **Rene Bourque** has 17 points (5-12=17) in 26 games against Minnesota...C **David Desharnais** (1-5=6) and D **P.K. Subban** (4-2=6) both have six points in two games.

CANADIENS GOALIES: **Peter Budaj** is 9-9-3 with a 2.63 GAA and a .899 SV% in 24 games (22 starts) vs. the Wild...Price is 2-1-0 with a 2.63 GAA and a .900 SV% in three starts.

CONNECTIONS: **Rick Wilson** was drafted by Montreal in the 1970 NHL Entry Draft and skated in 21 games with the Canadiens (1973-74)...Wild Coordinator of Amateur Scouting **Guy Lapointe** helped the Habs to six Stanley Cup championships.

FAST FACT: Subban became the first defenseman to record a hat trick vs. Minnesota (3/20/11).

2013-2014 MATCHUPS

Fri.	11/1	Xcel Energy Center	7:00 P.M.	Tue.	11/19	Bell Centre	6:30 P.M.
------	------	--------------------	-----------	------	-------	-------------	-----------



NASHVILLE PREDATORS

TEAM INFORMATION

Home Ice (Cap., Built)..... Bridgestone Arena (17,113, 1998)
Mailing Address..... 501 Broadway
 Nashville, TN 37203
Telephone..... 615.770.2300
Fax..... 615.770.2309
Website..... nashvillepredators.com
Twitter..... @PredsNHL
Founded..... 1998-99
Stanley Cup Titles..... None
Colors..... Orange, Yellow, Blue, Metallic Silver and Steel

DIRECTORY

Chairman and Alternate Governor..... Thomas Cigararran
President/COO..... Sean Henry
President of Hockey Operations/General Manager..... David Poile
Head Coach..... Barry Trotz
Associate Coach..... Peter Horachek
Assistant Coach..... Lane Lambert
Assistant Coach..... Phil Housley
Goaltending Coach..... Mitch Korn

WILD VS. NASHVILLE PREDATORS

2012-13 Wild Record: 2-1-0 (1-1-0 at Xcel Energy Center, 1-0-0 at Nashville)
All-Time Wild Record: 20-20-7 (13-8-3 at Xcel Energy Center, 7-12-4 at Nashville)

DATE	OPP.	Scoring By Period					Shots By Period					Power Plays	Penalties/ Minutes	Game-Winning Goal	Goalie (Saves-Shots)	Attn.
		1	2	3	OT	F	1	2	3	OT	T					
1/22	NSH	1	0	2	—	3	5	10	11	—	26	1-3	6-15	Erat	Mason (29-30)	17,540
	MIN	1	0	0	—	1	12	7	11	—	30	0-3	6-15		Backstrom (23-26)	
2/9	NSH	1	0	0	0	1	6	7	12	1	26	0-6	6-12		Mason (30-32)	
	MIN	0	1	0	1	2	10	9	8	5	32	1-4	7-16	Setoguchi (1)	Backstrom (25-26)	18,806
	MIN	0	1	0	0	2	5	8	10	6	29	1-5	3-6	Cullen (SO)	Backstrom (24-25)	
3/9	NSH	0	0	1	0	1	9	6	9	1	25	1-2	6-12		Rinne (28-29)	17,113
TOTALS		1	2	3	OT	F	1	2	3	OT	T	Power Plays (Percentage)	Penalties/ Minutes	Goaltenders (Record, Saves-Shots)		
	NSH	2	0	3	0	5	20	31	13	2	66	2-11 (18.1)	18-39	Mason (1-0-1, 59-62); Rinne (0-1-0, 28-29)		
	MIN	1	2	1	1	5	27	24	29	11	91	2-12 (16.6)	16-37	Backstrom (2-1-0, 72-77)		

SERIES NOTES

2012-13: The Wild won the season series 2-1-0...D **Ryan Suter** (0-3=3) led the Wild with three assists...C **Mikko Koivu** (0-2=2) and LW **Zach Parise** (1-1=2) had two points each...G **Niklas Backstrom** was 2-1-0 with a 1.59 GAA and .935 SV% in three starts...C **David Legwand** (2-0=2) and LW **Nick Spaling** (1-1=2) tallied two points each for the Predators...G **Chris Mason** was 1-0-1 with a 1.45 GAA and .952 SV% in two starts...G **Pekka Rinne** stopped 28-of-29 shots in one start (3/9).

WILD LEADERS: Koivu owns 28 points (7-21=28) in 26 matches vs. Nashville...LW **Dany Heatley** has 24 points (14- 10=24) in 20 contests...LW **Matt Cooke** owns 19 points (4-15=19) in 35 games.

WILD GOALIES: Backstrom is 9-5-1 with a 2.56 GAA and a .912 SV% in 15 games (13 starts) vs. Nashville...G **Josh Harding** is 4-5-1 with a 2.88 GAA and a .906 SV% in 10 starts.

PREDATORS LEADERS: Legwand owns 21 points (8-13=21) in 42 contests against the Wild...D **Shea Weber** has 15 points (5-10=15) in 26 games...Spaling has eight points (5-3=8) in 11 contests.

PREDATORS GOALIES: Rinne is 8-3-2 with a 2.09 GAA, a .921 SV% and three shutouts in 14 games (12 starts) vs. the Wild.

CONNECTIONS: Suter was selected seventh overall by Nashville in the 2003 NHL Entry Draft and scored 238 points (38-200=238) and 396 PIM in 542 games before signing with the Wild as a free agent (7/4/12)...Suter ranks first on Nashville's all-time list in plus-minus (plus-43), fourth in games played and assists and tied for eighth in points...D **Jonathon Blum** was selected by Nashville with the 23rd overall pick in the 2007 NHL Entry Draft and skated in 91 games with the Predators (2010-13)...C **Matt Cullen**, a native of Virginia, spent the last three seasons with the Wild collecting 101 points (33-68=101) in 193 games...C **Matt Hendricks** is a native of Blaine and went to St. Cloud State (2000-04)...LW **Eric Nystrom** skated in 82 games with Minnesota in 2010-11.

FAST FACT: Six of the last seven contests between the two teams have been decided by one goal.

2013-2014 MATCHUPS

Tue.	10/8	Bridgestone Arena	7:00 P.M.	Thur.	2/6	Xcel Energy Center	7:00 P.M.
Tue.	10/22	Xcel Energy Center	7:00 P.M.	Sun.	4/13	Xcel Energy Center	7:00 P.M.
Sun.	1/12	Bridgestone Arena	6:00 P.M.				



NEW JERSEY DEVILS

TEAM INFORMATION

Home Ice (Cap., Built)..... Prudential Center (17,625, 2007)
Mailing Address..... 25 Lafayette Street
 Newark, NJ 07102
Telephone..... 973.757.6100
Fax..... 973.757.6399
Website..... newjerseydevils.com
Twitter..... @NHLDevils
Founded..... 1974-75 (Relocated from Colorado in 1982)
Stanley Cup Titles..... 1995, 2000, 2003
Colors..... Red, Black and White

DIRECTORY

Owner/Chairman/Governor..... Joshua Harris
President/CEO/General Manager..... Lou Lamoriello
Head Coach..... Peter DeBoer
Assistant Coach..... Scott Stevens
Assistant Coach..... Dave Barr
Assistant Coach..... Mike Foligno
Goaltending Coach..... Chris Terreri

WILD VS. NEW JERSEY DEVILS

2011-12 Wild Record: 1-0-0 (1-0-0 at Xcel Energy Center, Did not play at New Jersey)
All-Time Wild Record: 3-5-4 (2-2-2 at Xcel Energy Center, 1-3-2 at New Jersey)

DATE	OPP.	Scoring By Period					Shots By Period					Power Plays	Penalties/ Minutes	Game-Winning Goal	Goalie (Saves-Shots)	Attn.
		1	2	3	OT	F	1	2	3	OT	T					
12/2	NJ	2	0	0	—	2	9	12	10	—	31	0-5	3-6		Brodeur(1-4); Hedberg (11-12)	
	MIN	3	0	1	—	4	6	6	4	—	16	0-2	5-10	Wellman (1)	Backstrom (7-9); Harding (22-22)	17,310
TOTALS		1	2	3	OT	F	1	2	3	OT	T	Power Plays (Percentage)	Penalties/ Minutes	Goaltenders (Record, Saves-Shots)		
	NJ	2	0	0	—	2	9	12	10	—	31	0-5 (0.0)	3-6	Brodeur (0-1-0, 1-4); Hedberg (0-1-0, 11-12)		
	MIN	3	0	1	—	4	6	6	4	—	16	0-2 (0.0)	5-10	Backstrom (1-0-0, 7-9); Harding (0-0-0, 22-22)		

SERIES NOTES

2011-12: The Wild defeated the Devils 4-2 at Xcel Energy Center (12/2)...C **Kyle Brodziak** scored twice for Minnesota, while C **Casey Wellman** (GWG) and LW **Dany Heatley** also scored...G **Josh Harding** saved all 22 shots faced in relief of G **Niklas Backstrom** who saved seven of nine shots in the first period and earned the win...New Jersey tallies came from LW **Zach Parise** and LW Ilya Kovalchuk...G **Martin Brodeur** allowed three goals on four shots in the first period before being replaced by G **Johan Hedberg** who stopped 11-of-12 shots in relief.

WILD LEADERS: Heatley has posted 25 points (10-15=25) in 30 games against the Devils...RW **Jason Pominville** scored two goals against New Jersey last season and has 16 points (9-7=16) in 26 contests.

WILD GOALIES: Backstrom is 1-2-1 with a 4.11 GAA and a .840 SV% in four starts against New Jersey...Harding has posted a 0.87 GAA and a .975 SV% in two relief appearances.

DEVILS LEADERS: RW **Jaromir Jagr** leads the Devils with 15 points (3-12=15) in 13 career games against Minnesota...LW **Ryan Clowe** owns 13 points (3-10=13) in 19 contests...RW **Steve Bernier** has eight points (6-2=8) in 19 games...LW **Patrik Elias** has eight points (4-4=8) in 11 matches.

DEVILS GOALIES: Brodeur is 7-2-2 with a 2.49 GAA, a .917 SV% and one shutout in 11 games against Minnesota...G **Cory Schneider** was 1-1-0 with a 2.55 GAA and a .909 SV% in two starts last season with Vancouver and is 6-4-0 with a 2.13 GAA and a .922 SV% in 11 games (10 starts).

CONNECTIONS: Parise was selected 17th overall by New Jersey in the 2003 NHL Entry Draft and totaled 410 points (194-216=410) in 502 games before signing with the Wild as a free agent (7/4/12)...LW **Mike Rupp** was selected by the Devils in the third round (76th overall) of the 2000 NHL Entry Draft and skated in 289 games with New Jersey in parts of five seasons (2002-04, 2006-09)...C **Ryan Carter** hails from White Bear Lake and went to Minnesota State-Mankato...D **Marek Zidlicky** collected 123 points (25-98=123) in 241 games with Minnesota (2008-12)...**Jacques Lemaire** coached the Wild from 2000-09...**Dave Barr** was a Wild Assistant Coach from 2009-11.

FAST FACT: Brodeur's last start against Minnesota marked the lowest save percentage (.250), third-worst GAA (21.73) and third-shortest stint of his career (8:17).

2013-2014 MATCHUPS

Sun.	11/3	Xcel Energy Center	7:00 P.M.	Thur.	3/20	Prudential Center	6:00 P.M.
------	------	--------------------	-----------	-------	------	-------------------	-----------



NEW YORK ISLANDERS

TEAM INFORMATION

Home Ice (Cap., Built)...Nassau Veterans' Memorial Coliseum (16,170, 1972)
Mailing Address.....1255 Hempstead Turnpike
 Uniondale, NY 11553
Telephone.....516.501.6700
Fax.....516.501.6850
Website.....newyorkislanders.com
Twitter.....@NYIslanders
Founded.....1972-73
Stanley Cup Titles.....1980, 1981, 1982, 1983
Colors.....Navy Blue and Orange

DIRECTORY

Owner & Governor.....Charles B. Wang
General Manager & Alternate Governor.....Garth Snow
Head Coach.....Jack Capuano
Assistant Coach.....Brent Thompson
Goaltending Coach.....Mike Dunham

WILD VS. NEW YORK ISLANDERS

2011-12 Wild Record: 0-1-1 (0-0-1 at Xcel Energy Center, 0-1-0 at New York)

All-Time Wild Record: 8-5-1 (5-1-1 at Xcel Energy Center, 3-4-0 at New York)

DATE	OPP.	Scoring By Period					Shots By Period					Power Plays	Penalties/Minutes	Game-Winning Goal	Goalie (Saves-Shots)	Attn.
		1	2	3	OT	F	1	2	3	OT	T					
10/10	NYI	2	0	0	—	2	9	2	3	—	14	1-3	8-16	Nielsen	Montoya (20-21)	11,278
	NYI	0	1	0	0	2	9	15	10	2	36	0-2	1-2	Nielsen (SO)	Montoya (20-21)	
12/17	MIN	0	0	1	0	1	5	4	9	3	21	0-1	2-4		Backstrom (35-36)	*18,209
TOTALS		Scoring By Period					Shots By Period					Power Plays (Percentage)	Penalties/Minutes		Goaltenders (Record, Saves-Shots)	
		1	2	3	OT	F	1	2	3	OT	T					
	NYI	2	1	0	0	4	18	17	13	2	50	1-5 (20.0)	9-18		Montoya (2-0-0, 40-42)	
	MIN	0	0	2	0	2	7	14	18	3	42	0-8 (0.0)	6-12		Backstrom (0-1-1, 47-50)	

SERIES NOTES

2011-12: The Islanders won both meetings by identical 2-1 scores...C Matt Cullen and RW Cal Clutterbuck scored the Wild goals...G Niklas Backstrom was 0-1-1 with a 1.46 GAA and a .940 SV% in two starts...D Andrew MacDonald scored a goal in each game...C Frans Nielsen scored a goal in the first game and netted the deciding shootout tally in the second meeting...G AI Montoya was 2-0-0 with a 0.96 GAA and a .952 SV%.

WILD LEADERS: LW Zach Parise has 39 points (17-22=39) — his most against any NHL team — in 42 games vs. the Islanders...LW Dany Heatley has 26 points (14-12=26) in 26 contests...RW Jason Pominville has 25 points (5-20=25) in 27 games.

WILD GOALIES: Backstrom is 4-2-1 with a 2.17 GAA and a .921 SV% in seven starts vs. New York...G Josh Harding has not faced the Islanders.

ISLANDERS LEADERS: D Lubomir Visnovsky has 12 points (3-9=12) in 34 contests against Minnesota.

ISLANDERS GOALIES: G Evgeni Nabokov is 16-8-3 with a 2.09 GAA, a .919 SV% and three shutouts in 27 starts against the Wild.

CONNECTIONS: RW Nino Niederreiter was selected by the Islanders with the fifth overall pick in the 2010 NHL Entry Draft and skated in 64 games with New York (2010-12)...C Zenon Konopka skated in 82 games with the Islanders (2010-11)...LW Mike Rupp was the ninth overall pick in the 1998 NHL Entry Draft by the Islanders...Darby Hendrickson skated in 16 games with the Islanders in 1995-96...LW Pierre-Marc Bouchard was selected eighth overall by Minnesota in the 2002 NHL Entry Draft and collected 347 points (106-241=347) in 565 games with the Wild (2002-13)...He ranks second in franchise history in games played and assists, third in points and shots and fourth in goals...RW Cal Clutterbuck was selected by Minnesota in the third round of the 2006 NHL Entry Draft and collected 110 points and 1,457 hits in 346 contests with the Wild (2007-13)...RW Kyle Okposo is from St. Paul and played one season at University of Minnesota (2006-07)...D Aaron Ness is from Roseau and played three seasons with the Gophers (2008-11)...C Anders Lee and D Joe Finley both hail from Edina...C Brock Nelson is from Warroad.

FAST FACT: Four of the Wild's five home wins against the Islanders have been decided by one goal.

2013-2014 MATCHUPS

Sun.	12/29	Xcel Energy Center	7:00 P.M.	Tue.	3/18	Nassau Veterans Memorial Coliseum 6:00 P.M.
------	-------	--------------------	-----------	------	------	---



NEW YORK RANGERS

TEAM INFORMATION

Home Ice (Cap., Built).....Madison Square Garden (18,200, 1968)
Mailing Address.....2 Pennsylvania Plaza, 14th Floor
 New York, NY 10121
Telephone.....212.465.6486
Fax.....212.465.6494
Website.....newyorkrangers.com
Twitter.....@thenyrangers
Founded.....1926-27
Stanley Cup Titles.....1928, 1933, 1940, 1994
Colors.....Blue, Red and White

DIRECTORY

Executive Chairman.....James L. Dolan
President & CEO.....Hank J. Ratner
President/General Manager.....Glen Sather
Head Coach.....Alain Vigneault
Assistant Coach.....Daniel Lacroix
Assistant Coach.....Ulf Samuelsson
Assistant Coach/Goalie Coach.....Benoit Allaire

WILD VS. NEW YORK RANGERS

2011-12 Wild Record: 0-1-0 (0-1-0 at Xcel Energy Center, Did not play at New York)

All-Time Wild Record: 5-8-1 (3-4-1 at Xcel Energy Center, 2-4-0 at New York)

DATE	OPP.	Scoring By Period					Shots By Period					Power Plays	Penalties/Minutes	Game-Winning Goal	Goalie (Saves-Shots)	Attn.
		1	2	3	OT	F	1	2	3	OT	T					
3/27	NYR	1	1	1	—	3	13	9	10	—	32	0-4	2-4	Fedotenko	Lundqvist (24-26)	
	MIN	0	2	0	—	2	6	13	7	—	26	2-2	4-8		Harding (29-32)	17,880
TOTALS		Scoring By Period					Shots By Period					Power Plays (Percentage)	Penalties/Minutes		Goaltenders (Record, Saves-Shots)	
		1	2	3	OT	F	1	2	3	OT	T					
	NYR	1	1	1	—	3	13	9	10	—	32	0-4 (0.0)	2-4		Lundqvist (1-0-0, 24-26)	
	MIN	0	2	0	—	2	6	13	7	—	26	2-2 (100.0)	4-8		Harding (0-1-0, 29-32)	

SERIES NOTES

2011-12: The Rangers won 3-2 at Xcel Energy Center (3/27) in the last meeting between the two teams...C Kyle Brodziak and C Mikko Koivu and G Josh Harding made 29 saves for Minnesota...D Ryan McDonagh had two assists, while RW Marian Gaborik, C Brian Boyle and LW Ruslan Fedotenko scored for the Rangers and G Henrik Lundqvist made 24 saves.

WILD LEADERS: LW Dany Heatley owns 35 points (15-20=35) in 30 career games against the Rangers...LW Zach Parise has 34 points (14-20=34) in 43 contests...RW Jason Pominville also has 15 points (6-9=15) in 28 games.

WILD GOALIES: G Niklas Backstrom is 1-2-0 with a 3.05 GAA and a .888 SV% in three games against New York...Harding is 1-1-0 with a 3.03 GAA and a .910 SV% in two starts.

RANGERS LEADERS: LW Rick Nash leads the Rangers with 26 points (13-13=26) in 32 games against the Wild...C Brad Richards owns 22 points (7-15=22) in 18 games...LW Taylor Pyatt has 13 points (10-3=13) in 39 games.

RANGERS GOALIES: G Martin Biron is 4-3-0 with a 2.16 GAA and a .920 SV% in seven starts against the Wild...Lundqvist is 3-3-0 with a 2.76 GAA and a .883 SV% in six starts.

CONNECTIONS: LW Mike Rupp skated in 68 games with the Rangers (2011-13) before being acquired by the Wild in exchange for C Darroll Powe and Nick Palmieri (2/4/13)...D Justin Falk was drafted by Minnesota in the fourth round (110th overall) in the 2007 NHL Entry Draft and skated in 110 games with the Wild (2009-13)...Powe skated in 90 games with Minnesota (2011-13)...C Dominic Moore skated in 40 games with Minnesota in parts of two seasons (2006-08)...LW Benoit Pouliot was selected fourth overall by the Wild in the 2005 NHL Entry Draft and appeared in 65 games with Minnesota (2006-09)...D Stu Bickel (Chanhassen), C Derek Stepan (Hastings) and McDonagh (St. Paul) are Minnesota natives...Rangers Hockey Consultant Doug Risebrough served as the Wild's General Manager from 2000-2009.

FAST FACT: Marian Gaborik posted the Wild's only five-goal game, versus the Rangers, at Xcel Energy Center (12/20/07).

2013-2014 MATCHUPS

Sun.	12/22	Madison Square Garden	6:00 P.M.	Thur.	3/13	Xcel Energy Center	7:00 P.M.
------	-------	-----------------------	-----------	-------	------	--------------------	-----------



OTTAWA SENATORS

TEAM INFORMATION

Home Ice (Cap., Built).....Canadian Tire Centre (19,153, 1996)
Mailing Address.....1000 Palladium Drive
 Ottawa, Ontario K2V 1A5
Telephone.....613.599.0250
Fax.....613.599.5562
Website.....ottawasenators.com
Twitter.....@NHL_Sens
Founded.....1990-91
Stanley Cup Titles.....None
Colors.....Red, White and Black

DIRECTORY

Owner, Governor & ChairmanEugene Melnyk
President & Alternate GovernorCyril Leeder
General Manager and Executive V.P......Bryan Murray
Head Coach.....Paul MacLean
Assistant Coach.....Dave Cameron
Assistant Coach.....Mark Reeds
Assistant/Goaltending Coach.....Rick Wamsley

WILD VS. OTTAWA SENATORS

2011-12 Wild Record: 0-0-1 (Did not play at Xcel Energy Center, 0-0-1 at Ottawa)

All-Time Wild Record: 2-6-3 (1-3-2 at Xcel Energy Center, 1-3-1 at Ottawa)

DATE	OPP.	Scoring By Period					Shots By Period				Power Plays	Penalties/ Minutes	Game-Winning Goal	Goalie (Saves-Shots)	Attn.
		1	2	3	OT	F	1	2	3	OT					
10/11	OTT	0	1	2	0	4	16	13	13	2	44	1-2	6-15	Backstrom (41-44)	
												5-21	Spezza (50)	Anderson (24-27)	*19,455
TOTALS		1	2	3	OT	F	1	2	3	OT	T	(Percentage)	Penalties/ Minutes	Goaltenders (Record, Saves-Shots)	
	OTT	0	1	2	0	4	16	13	13	2	44	1-4 (25.0)	5-21	Anderson (1-0-0, 24-27)	
	MIN	2	0	1	0	3	12	2	10	3	27	1-2 (50.0)	6-15	Backstrom (0-0-1, 41-44)	

SERIES NOTES

2011-12: The Senators won the last meeting between the two teams 4-3 in a shootout in Ottawa (10/11)...RW Devin Setoguchi, C **Kyle Brodziak** and RW Nick Johnson scored for the Wild...G **Niklas Backstrom** stopped 41-of-44 shots faced...C Peter Regin (0-2=2) and RW **Chris Neil** (1-1=2) had two points each for the Senators and G **Craig Anderson** made 24 saves.

WILD LEADERS: RW **Jason Pominville** leads the Wild with 27 points (10-17=27) in 46 games against Ottawa...LW **Zach Parise** owns 22 points (7-15=22) in 24 contests...LW **Matt Cooke** has 12 points (4-8=12) in 28 games.

WILD GOALIES: Backstrom is 0-1-1 with a 3.64 GAA and a .885 SV% in three starts against Ottawa...**Josh Harding** has made one relief appearance.

SENATORS LEADERS: RW **Bobby Ryan** scored four points (1-3=4) against the Wild last and leads Ottawa in scoring vs. Minnesota with 19 points (10-9-19) in 19 games...LW **Milan Michalek** has 15 points (6-9=15) in 19 contests...D **Joe Corvo** owns 10 points (2-8=10) in 18 games.

SENATORS GOALIES: Anderson is 3-6-2 with a 2.99 GAA and a .897 SV% in 12 games (11 starts)...G **Robin Lehner** has not faced Minnesota.

CONNECTIONS: LW **Dany Heatley** skated four seasons (2005-09) with the Senators and recorded 362 points (180-182=362) in 317 games including a pair of 100-point seasons...C **Zenon Konopka** skated in 55 games with Ottawa in 2011-12...Wild Assistant General Manager **Brent Flahr** spent two seasons (2007-09) as the Senators' Director of Hockey Operations...LW Matt Kassian was selected 57th overall by the Wild in the 2005 NHL Entry Draft and skated in 28 games with Minnesota (2010-13) before being traded to Ottawa for a 2014 sixth round draft pick (3/12/13)...C **Jim O'Brien** is from Maplewood and played one season at the University of Minnesota (2006-07).

FAST FACT: A van fire ruined much of the team's equipment a day prior to a 4-1 loss in Ottawa (12/19/09).

2013-2014 MATCHUPS

Wed.	11/20	Canadian Tire Centre	6:30 P.M.	Tue.	1/14	Xcel Energy Center	7:00 P.M.
------	-------	----------------------	-----------	------	------	--------------------	-----------

PHILADELPHIA FLYERS



TEAM INFORMATION

Home Ice (Cap., Built).....Wells Fargo Center (19,541, 1996)
Mailing Address.....3601 South Broad Street
 Philadelphia, PA 19148
Telephone.....215.465.4500
Fax.....215.218.7837
Website.....philadelphiaflyers.com
Twitter.....@NHLFlyers
Founded.....1967-68
Stanley Cup Titles.....1974, 1975
Colors.....Orange, Black and White

DIRECTORY

Chairman.....Ed Snider
President and Chief Operating Officer.....Peter A. Luukko
General Manager.....Paul Holmgren
Head Coach.....Peter Laviolette
Assistant Coach.....Joe Mullen
Assistant Coach.....Kevin McCarthy
Assistant Coach.....Craig Berube
Goaltending Coach.....Jeff Reese

WILD VS. PHILADELPHIA FLYERS

2011-12 Wild Record: 0-1-0 (Did not play at Xcel Energy Center, 0-1-0 at Philadelphia)

All-Time Wild Record: 4-8-1 (2-2-1 at Xcel Energy Center, 2-6-0 at Philadelphia)

DATE	OPP.	Scoring By Period					Shots By Period				Power Plays	Penalties/ Minutes	Game-Winning Goal	Goalie (Saves-Shots)	Attn.
		1	2	3	OT	F	1	2	3	OT					
1/17	PHI	0	1	0	—	1	8	8	10	—	26	0-1	6-12	Couturier	Bryzgalov (25-26) *19,787
												2-6	1-2		
TOTALS		1	2	3	OT	F	1	2	3	OT	T	(Percentage)	Penalties/ Minutes	Goaltenders (Record, Saves-Shots)	
	PHI	1	3	1	—	5	12	14	8	—	34	2-6 (33.3)	1-2	Bryzgalov (1-0-0, 25-26)	
	MIN	0	1	0	—	1	8	8	10	—	26	0-1 (0.0)	6-12	Harding (0-1-0, 29-34)	

SERIES NOTES

2011-12: The Flyers beat the Wild 5-1 at Wells Fargo Center (1/17/12) in the last meeting between the two teams...C Darroll Powe scored for Minnesota and G **Josh Harding** made 29 saves...D **Braydon Coburn**, C **Sean Couturier**, LW **Scott Hartnell**, D **Kimmo Timonen** and RW **Jakub Voracek** scored for Philadelphia and G Ilya Bryzgalov made 25 saves.

WILD LEADERS: LW **Zach Parise** has 36 points (18-18=36) vs. the Flyers — his 18 goals are his most against any team...LW **Dany Heatley** has 31 points (18-13=31) in 28 games...RW **Jason Pominville** has 27 points (11-16=27) in 28 matchups.

WILD GOALIES: G **Niklas Backstrom** is 1-3-0 with a 3.73 GAA and a .865 SV% in four starts against Philadelphia...Harding is 0-1-0 with a 5.00 GAA and a .853 SV% in one start.

FLYERS LEADERS: Timonen has 14 points (6-8=14) in 28 matches vs. the Wild...Hartnell has 12 points (4-8=12) in 25 contests.

FLYERS GOALIES: G **Ray Emery** stopped all 20 shots faced in his only start against Minnesota last season (4/9/13) and is 4-0-1 with a 2.32 GAA, a .919 SV% and one shutout in five career starts...G **Steve Mason** is 4-6-1 with a 2.79 GAA and a .904 SV% in 11 starts.

CONNECTIONS: RW **Adam Hall** played 23 games with the Wild during the 2006-07 season...RW **Matt Read** played four seasons at Bemidji State (2007-11).

FAST FACT: Minnesota earned back-to-back shutouts against Philadelphia (2/10/03, 2/12/03), the first back-to-back shutouts in Wild franchise history.

2013-2014 MATCHUPS

Mon.	12/2	Xcel Energy Center	7:00 P.M.	Mon.	12/23	Wells Fargo Center	6:30 P.M.
------	------	--------------------	-----------	------	-------	--------------------	-----------

TEAM INFORMATION

Home Ice (Cap., Built)..... Jobing.com Arena (17,125, 2004)
Mailing Address..... 6751 N. Sunset Blvd., #200
 Glendale, AZ 85305
Telephone..... 623.772.3200
Fax..... 623.872.2000
Website..... phoenixcoyotes.com
Twitter..... @phoenixcoyotes
Founded..... 1979-80 (Relocated from Winnipeg in 1996)
Stanley Cup Titles..... None
Colors..... Black, Brick Red, Hunter Green, Sand, Sienna and Purple

DIRECTORY

Chairman & Governor..... George Gosbee
Alternate Governor..... Anthony LeBlanc
General Manager..... Don Maloney
Head Coach..... Dave Tippett
Associate Coach..... Jim Playfair
Assistant Coach..... John Anderson
Asst. to the GM/Goaltending Coach..... Sean Burke

WILD VS. PHOENIX COYOTES

2012-13 Wild Record: 2-1-0 (1-0-0 at Xcel Energy Center, 1-1-0 at Phoenix)

All-Time Wild Record: 22-20-5 (11-9-3 at Xcel Energy Center, 11-11-2 at Phoenix)

DATE	OPP.	Scoring By Period					Shots By Period				Power Plays	Penalties/ Minutes	Game-Winning Goal	Goalie (Saves-Shots)	Attn.
		1	2	3	OT	F	1	2	3	OT					
2/4	PHX	1	1	0	-	2	10	8	4	-	22	0-2	1-2	Backstrom (32-34)	9,508
	MIN	2	2	0	-	4	8	11	4	-	23	1-5	6-15	Spurgeon (1)	Backstrom (25-28)
2/28	PHX	0	1	2	-	3	11	5	12	-	28	0-3	7-17	Smith (15-19); LaBarbera (4-4)	11,547
	PHX	0	2	1	0	3	10	9	8	0	27	0-2	6-18	LaBarbera (33-37)	
3/27	MIN	1	1	1	1	4	8	14	10	5	37	0-4	4-14	Koivu (3)	Backstrom (24-27)
	PHX	1	4	3	0	8	17	11	10	0	38	0-6 (0.00)	15-23	LaBarbera (0-0-1, 37-41); Smith (0-1-0, 36-41)	
	MIN	3	4	1	1	9	10	8	8	5	31	1-11 (9.0)	11-31	Backstrom (2-1-0, 81-89);	

SERIES NOTES

2012-13: The Wild won the season series 2-1-0...LW **Zach Parise** (1-2=3) and C **Mikko Koivu** (1-2=3) led Minnesota with three points each...LW **Dany Heatley** (2-0=2), D **Jared Spurgeon** (1-1=2) and D **Ryan Suter** (1-1=2) had two points each...G **Niklas Backstrom** was 2-1-0 with a 2.64 GAA and a .910 SV% in three starts...D **Keith Yandle** (1-2=3) led Phoenix with three points...C **Mikkel Boedker** (0-2=2), LW **Shane Doan** (1-1=2), LW **Rob Klunkhammer** (1-1=2) and RW **David Moss** (0-2=2) had two points each...G **Mike Smith** was 1-1-0 with a 3.00 GAA and a .878 SV% in two starts.

WILD LEADERS: Koivu has 22 points (6-16=22) in 26 games against Phoenix...Heatley owns 21 points (12-9=21) in 26 contests...C **Kyle Brodziak** has 14 points (7-7=14) in 24 games.

WILD GOALIES: Backstrom is 13-9-0 with a 2.19 GAA, a .929 SV% and three shutouts in 22 starts vs. the Coyotes...G **Josh Harding** is 1-0-0 with a 0.66 GAA and a .980 SV% in two starts.

COYOTES LEADERS: Doan has 33 points (12-21=33) in 46 games against Minnesota...C **Mike Ribeiro** owns 22 points (4-18=22) in 25 contests...RW **Radim Vrbata** has 19 points (11-8=19) in 33 games.

COYOTES GOALIES: Smith is 4-5-1 with a 2.03 GAA, a .914 SV% and two shutouts in 10 games (eight starts)...G **Thomas Greiss** is 0-1-0 with a 4.09 GAA and a .846 SV% in one start.

CONNECTIONS: D **Keith Ballard** played three seasons with Phoenix and collected 87 points (19-68=87) in 233 games (2005-08)...LW **Mike Rupp** skated in six games with the Coyotes in 2003-04 and one contest in 2005-06...Coyotes Head Coach **Dave Tippett** was assisted by **Rick Wilson** in Dallas, while also coaching **Darryl Sydor**...D **Zbynek Michalek** skated in 22 games with Minnesota in 2003-04.

FAST FACT: Minnesota is 2-5-0 in the last seven games played against Phoenix at Xcel Energy Center following a seven game home winning streak (1/24/06-1/13/09).

2013-2014 MATCHUPS

Wed. 11/27 Xcel Energy Center 7:00 P.M. Sat. 3/29 Jobing.com Arena 8:00 P.M.
 Thur. 1/9 Jobing.com Arena 8:00 P.M.

TEAM INFORMATION

Home Ice (Cap., Built)..... CONSOL Energy Center (18,387)
Mailing Address..... 1001 Fifth Avenue
 Pittsburgh, PA 15219
Telephone..... 412.642.1300
Fax..... 412.255.1988
Website..... pittsburghpenguins.com
Twitter..... @penguins
Founded..... 1967-68
Stanley Cup Titles..... 1991, 1992, 2009
Colors..... Black, Gold and White

DIRECTORY

Co-Owner/Chairman..... Mario Lemieux
CEO/President..... David Morehouse
General Manager..... Ray Shero
Head Coach..... Dan Bylsma
Assistant Coach..... Tony Granato
Assistant Coach..... Todd Reirden
Assistant Coach..... Jacques Martin
Goaltending Coach..... Gilles Meloche

WILD VS. PITTSBURGH PENGUINS

2011-12 Wild Record: 0-1-0 (0-1-0 at Xcel Energy Center, Did not play at Pittsburgh)

All-Time Wild Record: 9-3-1 (3-2-1 at Xcel Energy Center, 6-1-0 at Pittsburgh)

DATE	OPP.	Scoring By Period					Shots By Period				Power Plays	Penalties/ Minutes	Game-Winning Goal	Goalie (Saves-Shots)	Attn.
		1	2	3	OT	F	1	2	3	OT					
10/18	PIT	0	2	2	-	4	9	8	8	-	25	1-2	5-10	Neal	Johnson (24-26)
	MIN	0	1	1	-	2	6	10	10	-	26	0-5	1-4	Backstrom (21-25)	17,297
	TOTALS	1	2	3	OT	F	1	2	3	OT	T	(Percentage)	Minutes	(Record, Saves-Shots)	Goaltenders
	PIT	0	2	2	-	4	9	8	8	-	25	1-2 (50.0)	5-10	Johnson (1-0-0, 24-26)	
	MIN	0	1	1	-	2	6	10	10	-	26	0-5 (0.0)	1-4	Backstrom (0-1-0, 21-25)	

SERIES NOTES

2011-12: Pittsburgh won the last meeting between the two teams 4-2 at Xcel Energy Center (10/18/11)...LW Guillaume Latendresse and RW Cal Clutterbuck scored and G **Niklas Backstrom** made 21 saves for the Wild...LW **Matt Cooke** (0-2=2) and LW **Pascal Dupuis** (1-1=2) had two points each for the Penguins...C **Jordan Staal**, LW **Chris Kunitz** and LW **James Neal** also scored and G **Brent Johnson** made 24 saves.

WILD LEADERS: LW **Zach Parise** leads the Wild with 35 points (15-20=35) in 43 games against Pittsburgh...LW **Dany Heatley** has 31 points (20-11=31) in 28 contests...RW **Jason Pominville** owns 21 points (9-12=21) in 29 matches.

WILD GOALIES: Backstrom is 3-1-0 with a 2.22 GAA and a .927 SV% in four starts against Pittsburgh...G **Josh Harding** is 0-1-0 with a 4.00 GAA and a .852 SV% in one start.

PENGUINS LEADERS: LW **Jussi Jokinen** has 16 points (4-12=16) in 18 games against the Wild...C **Sidney Crosby** has seven points (3-4=7) in five contests, Kunitz has seven points (2-5=7) and Neal has seven points (5-2=7) in 17 games.

PENGUINS GOALIES: G **Marc-Andre Fleury** is 0-5-0 with a 3.76 GAA and a .853 SV% in five starts against Minnesota...G **Tomas Vokoun** is 8-6-3 with a 2.27 GAA, a .911 SV% and two shutouts in 18 games (17 starts)..

CONNECTIONS: LW **Matt Cooke** collected 150 points (67-83=150) in 352 games during five seasons with Pittsburgh (2008-13)...**Chuck Fletcher** spent three seasons (2006-09) with the Penguins as Assistant General Manager...**Mike Yeo** spent six seasons in Wilkes-Barre/Scranton as an Assistant Coach, and four-plus years in Pittsburgh as an Assistant Coach...**Darryl Sydor** played with Pittsburgh for two seasons (2007-09)...C **Sidney Crosby** played at Shattuck St. Mary's (2002-03)...RW **Pascal Dupuis** recorded 141 points (67-74=141) in 334 games during six seasons with the Wild (2000-06)...C **Andrew Ebbett** skated in 49 games with Minnesota during the 2009-10 season...D **Paul Martin** is from Minneapolis and played at the University of Minnesota...D **Matt Niskanen** is from Virginia and played at the University of Minnesota Duluth...G **Eric Hartzell** is from White Bear Lake.

FAST FACT: The Wild has outscored the Penguins 42-24 all-time while going 9-3-1.

2013-2014 MATCHUPS

Thur. 12/19 CONSOL Energy Center 6:00 P.M. Sat. 4/5 Xcel Energy Center 7:00 P.M.



SAN JOSE SHARKS

TEAM INFORMATION

Home Ice (Cap., Built).....SAP Center at San Jose (17,562, 1993)
Mailing Address.....525 West Santa Clara St.
 San Jose, CA 95113
Telephone.....408.287.7070
Fax.....408.999.5797
Website.....sjssharks.com
Twitter.....@SanJoseSharks
Founded.....1991-92
Stanley Cup Titles.....None
Colors.....Deep Pacific Teal, Burnt Orange and Black

DIRECTORY

Executive V.P. and General ManagerDoug Wilson
Head Coach.....Todd McLellan
Associate Coach.....Larry Robinson
Assistant Coach.....Jim Johnson
Assistant Coach.....Jay Woodcroft
Goaltending Development Coach.....Corey Schwab

WILD VS. SAN JOSE SHARKS

2012-13 Wild Record: 1-2-0 (1-0-0 at Xcel Energy Center, 0-2-0 at San Jose)

All-Time Wild Record: 19-23-5 (11-9-3 at Xcel Energy Center, 8-14-2 at San Jose)

DATE	OPP.	Scoring By Period				Shots By Period				Power Plays	Penalties/ Minutes	Game-Winning Goal	Goalie (Saves-Shots)	Attn.
		1	2	3	OT	F	1	2	3	OT	T			
	SJS	0	0	0	-	0	6	8	19	-	33	0-4	4-13	
3/23	MIN	0	1	1	-	2	10	9	5	-	24	1-4	5-13	Parise (3)
	MIN	0	2	0	-	2	6	9	18	-	33	0-1	7-14	Backstrom (33-33)
4/3	SJS	2	1	1	-	4	10	11	12	-	33	2-5	5-21	Thornton
	MIN	0	1	0	-	1	7	9	12	-	28	0-0	3-14	BACKSTROM (22-27); Kuemper (1-2)
4/18	SJS	1	2	3	-	6	12	12	5	-	29	1-1	2-12	Couture
													Niemi (27-28)	17,562
TOTALS		Scoring By Period				F	Shots By Period				T	Power Plays (Percentage)	Penalties/ Minutes	Goaltenders (Record, Saves-Shots)
		1	2	3	OT		1	2	3	OT				
	SJS	3	3	4	-	10	28	31	36	-	95	3-10 (30.0)	11-46	Niemi (2-1-0, 80-85)
	MIN	0	4	1	-	5	23	27	35	-	85	1-5 (20.0)	15-41	Backstrom (1-2-0, 84-93); Kuemper (0-0-0, 1-2)

SERIES NOTES

2012-13: Minnesota went 1-2-0 against San Jose last season...C Mikko Koivu (0-2=2), D Ryan Suter (0-2=2) and LW Zach Parise (1-1=2) led the Wild with two points apiece...C Niklas Backstrom was 1-2-0 with a 3.31 GAA, a .903 SV% and one shutout in three starts...RW Martin Havlat (3-2=5) led the Sharks with five points...C Logan Couture (2-2=4) had four points and C Joe Thornton had three points (1-2=3)...G Antti Niemi was 2-1-0 with a 1.69 GAA and a .941 SV% in three starts.

WILD LEADERS: Koivu has 15 points (5-10=15) in 27 games against San Jose...Suter 15 owns points (2-13=15) in 30 contests...LW Matt Cooke has 12 points (6-6=12) in 34 games.

WILD GOALIES: Backstrom is 6-12-3 with a 3.07 GAA, a .906 SV% and two shutouts in 21 starts against the Sharks...G Josh Harding is 1-1-0 with a 4.76 GAA and a .878 SV% in three starts.

SHARKS LEADERS: LW Patrick Marleau has 33 points (16-17=33) in 47 games against Minnesota...Thornton owns 29 points (8-21=28) in 33 contests...Havlat has 16 points (10-6=16) in 19 games...D Dan Boyle owns 16 points (5-11=16) in 25 matches...C Joe Pavelski has 16 points (9-7=16) in 23 games.

SHARKS GOALIES: Niemi is 6-2-1 with a 1.89 GAA, a .928 SV% and one shutout in nine starts vs. the Wild.

CONNECTIONS: LW Dany Heatley spent two seasons (2009-11) with San Jose and was acquired by the Wild for Havlat (7/2/11)...Havlat compiled 116 points (40-76=116) in 115 games with the Wild (2009-11)...D Brent Burns was drafted 20th overall by the Wild in the 2003 NHL Entry Draft and ranks sixth on the team's all-time scoring list with 183 points (55-128=183) in 455 games (2003-11)...The Wild acquired LW Devin Setoguchi, RW Charlie Coyle and a 2011 first-round pick (C Zack Phillips) in exchange for Burns (6/24/11)...D Justin Braun (Minneapolis) is a Minnesota native...C James Sheppard was selected ninth overall by Minnesota in the 2006 NHL Entry Draft and skated in 224 games with the Wild (2007-10)...Todd McLellan coached the Wild's prospects in Cleveland (2000-01) and Houston (2001-05).

FAST FACT: Minnesota is 5-0-0 in the last five meetings played against San Jose at Xcel Energy Center and 1-7-0 in the last eight contests at SAP Center.

2013-2014 MATCHUPS

Sun.	12/8	Xcel Energy Center 5:00 P.M.	Sat.	1/25	SAP Center 9:30 P.M.
Thur.	12/12	SAP Center 9:30 P.M.			



ST. LOUIS BLUES

TEAM INFORMATION

Home Ice (Cap., Built).....Scottrade Center (19,150, 1994)
Mailing Address.....1401 Clark Avenue
 St. Louis, MO 63103
Telephone.....314.622.2500
Fax.....314.622.2582
Website.....stlouisblues.com
Twitter.....@StLouisBlues
Founded.....1967-68
Stanley Cup Titles.....None
Colors.....White, Navy, Blue and Gold

DIRECTORY

Chairman/Governor.....Tom Stillman
Executive V.P. and General Manager.....Doug Armstrong
Head Coach.....Ken Hitchcock
Associate Coach.....Brad Shaw
Assistant Coach.....Gary Agnew
Assistant Coach.....Ray Bennett
Goaltending Coach.....Corey Hirsch

WILD VS. ST. LOUIS BLUES

2012-13 Wild Record: 0-2-1 (0-2-0 at Xcel Energy Center, 0-0-1 at St. Louis)

All-Time Wild Record: 22-15-10 (14-6-4 at Xcel Energy Center, 8-9-6 at St. Louis)

DATE	OPP.	Scoring By Period				Shots By Period				Power Plays	Penalties/ Minutes	Game-Winning Goal	Goalie (Saves-Shots)	Attn.
		1	2	3	OT	F	1	2	3	OT	T			
	MIN	0	3	1	0	4	8	4	4	0	16	2-3	6-12	
1/27	STL	1	1	2	1	5	7	9	16	2	34	0-5	4-8	Sobotka
	STL	1	2	1	-	4	12	10	2	-	24	0-1	5-10	McDonald
4/1	MIN	0	1	0	-	1	5	7	13	-	25	0-5	1-2	Backstrom (20-24)
	STL	1	0	1	-	2	6	9	5	-	20	0-1	3-6	Elliott (23-23)
4/11	MIN	0	0	0	-	0	10	6	7	-	23	0-3	1-2	Backstrom (18-20)
														18,947
TOTALS		Scoring By Period				F	Shots By Period				T	Power Plays (Percentage)	Penalties/ Minutes	Goaltenders (Record, Saves-Shots)
		1	2	3	OT		1	2	3	OT				
	STL	3	3	4	1	11	25	28	23	2	78	0-7 (0.00)	12-24	Elliott (3-0-0, 54-59); Halak (0-0-0, 5-5)
	MIN	0	4	1	0	5	23	17	24	0	64	2-11 (18.1)	8-16	Backstrom (0-2-1, 67-78)

SERIES NOTES

2012-13: The Wild went 0-2-1 against the Blues...LW Dany Heatley (2-1=3) and LW Zach Parise (2-1=3) led Minnesota with three points each...C Mikko Koivu (1-1=2) and D Ryan Suter (0-2=2) had two points each...G Niklas Backstrom had a 3.65 GAA and a .859 SV% in three starts...C David Backes (0-3=3), C Derek Roy (0-3=3) and D Kevin Shattenkirk (1-2=3) registered three points each against Minnesota...G Brian Elliott was 3-0-0 with a 1.85 GAA, a .915 SV% and one shutout in three games...G Jaroslav Halak started the second meeting (4/1) and left at the 19:47 mark of the first period due to injury.

WILD LEADERS: Koivu owns 21 points (5-16=21) in 28 games against St. Louis...Suter has 19 points (1-18=19) in 45 matches...Heatley has 14 points (10-4=14) in 19 games.

WILD GOALIES: Backstrom is 6-8-1 with a 2.86 GAA, a .895 SV% and one shutout in 15 starts against the Blues...G Josh Harding is 6-3-1 with a 1.92 GAA and a .937 SV% in 12 games (10 starts).

BLUES LEADERS: Backes has 15 points (8-7=15) in 27 games...C Patrick Berglund owns 12 points (7-5=12) in 18 contests...RW Chris Stewart has 12 points (7-5=12) in 20 games.

BLUES GOALIES: Elliott is 4-0-0 with a 2.04 GAA, a .905 SV% and two shutouts in five games (four starts) vs. Minnesota...Halak is 1-2-3 with a 2.46 GAA and a .911 SV% in seven starts.

CONNECTIONS: Darryl Sydor ended his career playing 47 games for the Blues in 2009-10...Rick Wilson played two seasons in St. Louis (1974-76)...Backes is a native of Minneapolis and played three seasons at Minnesota State Mankato (2003-06)...D Jordan Leopold was born in Golden Valley and played four seasons with the University of Minnesota (1998-2002)...RW T.J. Oshie played high school hockey in Warroad.

FAST FACT: Four of the last eight meetings have been decided after regulation...Minnesota is winless in its last five contests against St. Louis (0-3-2).

2013-2014 MATCHUPS

Mon.	11/25	Scottrade Center 7:00 P.M.	Thur.	3/27	Scottrade Center 7:00 P.M.
Tue.	12/31	Xcel Energy Center 5:00 P.M.	Thur.	4/10	Xcel Energy Center 7:00 P.M.
Sun.	3/9	Xcel Energy Center 7:00 P.M.			



TAMPA BAY LIGHTNING

TEAM INFORMATION

Home Ice (Cap., Built).....Tampa Bay Times Forum (19,758, 1996)
Mailing Address.....401 Channelside Drive
 Tampa Bay, FL 33602
 Telephone.....813.301.6500
 Fax.....813.301.1480
Website.....tampabaylightning.com
Twitter.....@TBLightning
Founded.....1992-93
Stanley Cup Titles.....2004
Colors.....Black, White, Blue and Silver

DIRECTORY

Owner, Chairman and Governor.....Jeff Vinik
Chief Executive Officer.....Tod Leiweke
Vice President & General Manager.....Steve Yzerman
Chief Operating Officer.....Steve Griggs
Head Coach.....Jon Cooper
Assistant Coach.....Rick Bowness
Assistant Coach.....George Gwozdecky
Goaltending Coach.....Frantz Jean

WILD VS. TAMPA BAY LIGHTNING

2011-12 Wild Record: 1-0-0 (1-0-0 at Xcel Energy Center, Did not play at Tampa Bay)

All-Time Wild Record: 9-3-2 (5-2-0 at Xcel Energy Center, 4-1-2 at Tampa Bay)

DATE	OPP.	Scoring By Period					Shots By Period					Power Plays	Penalties/ Minutes	Game-Winning Goal	Goalie		
		1	2	3	OT	F	1	2	3	OT	T				(Saves-Shots)	Attn.	
11/28	TB	0	1	0	—	1	11	9	13	—	33	0-2	2-4		Garon (21-23)		
	MIN	0	2	1	—	3	7	9	8	—	24	0-2	2-4	Bouchard (2)	Backstrom (32-33)	16,628	
TOTALS		Scoring By Period					Shots By Period					Power Plays (Percentage)		Penalties/ Minutes		Goaltenders (Record, Saves-Shots)	
	TB	0	1	0	—	1	11	9	13	—	33	0-2 (0.0)		2-4		Garon (0-1-0, 21-23)	
	MIN	0	2	1	—	3	7	9	8	—	24	0-2 (0.0)		2-4		Backstrom (1-0-0, 32-33)	

SERIES NOTES

2011-12: The Wild defeated the Lightning 3-1 at Xcel Energy Center (11/28/11) in the last meeting between the two teams...RW Cal Clutterbuck (1-1=2) posted two points...C Mikko Koivu and LW Pierre-Marc Bouchard also scored for Minnesota and G Niklas Backstrom made 32 saves...C Steven Stamkos scored and G Mathieu Garon stopped 21 shots for Tampa Bay.

WILD LEADERS: RW Jason Pominville has 35 points (16-19=35) in 29 games against the Lightning...LW Dany Heatley owns 31 points (14-17=31) in 30 games...LW Zach Parise has 22 points (10-12=22) in 24 games.

WILD GOALIES: Backstrom is 5-1-1 with a 1.68 GAA, a .945 SV% and one shutout in seven starts vs. the Lightning...Josh Harding has not faced Tampa Bay.

LIGHTNING LEADERS: D Sami Salo leads the Lightning with 18 points (7-11=18) in 47 games against Minnesota...C Valteri Flippula has 15 points (3-12=15) in 26 games...D Mattias Ohlund owns 15 points (5-10=15) in 50 contests.

LIGHTNING GOALIES: G Anders Lindback is 1-0-0 with a 1.71 GAA and a .925 SV% in two games (one start) against the Wild...Ben Bishop has not faced Minnesota.

CONNECTIONS: C Zenon Konopka skated in 81 games with Tampa Bay in two seasons (2008-10)...Darryl Sydor played 111 games with the Lightning (2003-06)...Rick Wilson served as an Associate Coach for Tampa in 2009-10...D Brian Lee is a native of Moorhead...LW Ryan Malone played four seasons at St. Cloud State (199-03)...Lightning CEO Tod Lieweke previously served as the Wild's President and COO...Lightning COO Steve Griggs spent eight years as Vice President of Sales and Service for the Wild.

FAST FACT: The Wild earned its first-ever franchise win, 6-5 against Tampa Bay at Xcel Energy Center (10/18/00).

2013-2014 MATCHUPS

Thur.	10/17	Tampa Bay Times Forum 6:30 P.M.	Tue.	2/4	Xcel Energy Center 7:00 P.M.



TORONTO MAPLE LEAFS

TEAM INFORMATION

Home Ice (Cap., Built).....Air Canada Centre (18,819, 1999)
Mailing Address.....40 Bay Street
 Toronto, Ontario M5J 2X2
 Telephone.....416.815.5700
 Fax.....416.359.9331
Website.....mapleleafs.com
Twitter.....@MapleLeafs
Founded.....1926-27
Stanley Cup Titles.....11; 1932, 1942, 1945, 1947, 1948, 1949, 1951, 1962, 1963, 1964, 1967
Colors.....Blue and White

DIRECTORY

Chairman, NHL Governor.....Larry Tanenbaum
Chief Operating Officer.....Tom Anselmi
Senior Vice President & General Manager.....David Nonis
Head Coach.....Randy Carlyle
Assistant Coach.....Greg Cronin
Assistant Coach.....Dave Farrish
Assistant Coach.....Scott Gordon
Assistant Coach.....Chris Dennis
Goaltending Coach.....Rick St. Croix

WILD VS. TORONTO MAPLE LEAFS

2011-12 Wild Record: 0-1-0 (Did not play at Xcel Energy Center, 0-1-0 at Toronto)

All-Time Wild Record: 3-7-0 (2-2-0 at Xcel Energy Center, 1-5-0 at Toronto)

DATE	OPP.	Scoring By Period					Shots By Period					Power Plays	Penalties/ Minutes	Game-Winning Goal	Goalie	
		1	2	3	OT	F	1	2	3	OT	T				(Saves-Shots)	Attn.
1/19	TOR	2	0	0	1	—	1	9	4	8	—	21	0-1	6-12		Backstrom (29-33)
		2	1	1	—	4	8	15	10	—	33	1-6	2-4	Crabb	Gustavsson (20-21)	*19,421
TOTALS		1	2	3	OT	F	1	2	3	OT	T	Power Plays (Percentage)	Penalties/ Minutes	Goaltenders (Record, Saves-Shots)		
	TOR	2	1	1	—	4	8	15	10	—	33	1-6 (16.7)	2-4	Gustavsson (1-0-0, 20-21)		
	MIN	0	0	1	—	1	9	4	8	—	21	0-1 (0.0)	6-12	Backstrom (0-1-0, 29-33)		

SERIES NOTES

2011-12: The Leafs topped the Wild 4-1 at Air Canada Centre in their last meeting (1/19/12)...LW Joffrey Lupul registered three assists for Toronto...RW Joey Crabb, C Mikhail Grabovski, C Nazem Kadri and RW Phil Kessel scored and G Jonas Gustavsson stopped 20 shots...RW Nick Johnson scored for Minnesota and G Niklas Backstrom made 29 saves

WILD LEADERS: LW Dany Heatley has 51 points (27-24=51) in 40 games against the Maple Leafs, tied for his most points vs. any team...RW Jason Pominville had four points (3-1=4) in four games against the Maple Leafs last season and owns 48 points (18-30=48) in 50 contests, his highest total against any team...LW Zach Parise has 17 points (10-7=17) in 24 contests.

WILD GOALIES: Backstrom is 2-2-0 with a 2.50 GAA and a .915 SV% in four starts vs. Toronto...G Josh Harding has not faced the Maple Leafs.

MAPLE LEAFS LEADERS: D Dion Phaneuf has 16 points (7-9=16) in 33 games against the Wild...D Jean-Michael Liles owns 16 points (6-10=16), in 46 contests...C Dave Bolland has 10 points (5-5=10) in 16 games.

MAPLE LEAFS GOALIES: G Jonathan Bernier was 1-1-0 with a 1.01 GAA, a .958 SV% and one shutout in two starts against Minnesota last season and is 3-1-2 with a 1.14 GAA, a .953 SV% and three shutouts in six career starts...G James Reimer stopped all 29 shots faced in his only start against the Wild (3/22/11).

CONNECTIONS: Darby Hendrickson was selected by Toronto in the 1990 NHL Entry Draft and skated in 233 games with the Maple Leafs (1994-99)...Kessel played one season for the University of Minnesota (2005-06)...D Jake Gardiner is from Minnetonka.

FAST FACT: The Wild has scored less than two goals in six of its seven all-time losses to the Maple Leafs...In its three wins, Minnesota has outscored Toronto 16-6...Entering this season, three of Bernier's six career shutouts have come against the Wild.

2013-2014 MATCHUPS

Tue.	10/15	Air Canada Centre 6:00 P.M.	Wed.	11/13	Xcel Energy Center 6:30 P.M.



VANCOUVER CANUCKS

TEAM INFORMATION

Home Ice (Cap., Built)..... Rogers Arena (18,910, 1995)
Mailing Address..... 800 Griffiths Way
 Vancouver, B.C. V6B 6G1
Telephone..... 604.899.4600
Fax..... 604.899.4640
Website..... canucks.com
Twitter..... @VanCanucks
Founded..... 1970-71
Stanley Cup Titles..... None
Colors..... Deep Blue, Deep Red, Sky Blue, Silver and White

DIRECTORY

Chairman and Governor..... Francesco Aquilini
President and General Manager..... Mike Gillis
Head Coach..... John Tortorella
Assistant Coach, Video..... Darryl Williams
Goaltending Consultant..... Roland Melanson

WILD VS. VANCOUVER CANUCKS

2012-13 Wild Record: 2-2-0 (1-1-0 at Xcel Energy Center, 1-1-0 at Vancouver)

All-Time Wild Record: 30-29-14 (19-13-5 at Xcel Energy Center, 11-16-9 at Vancouver)

DATE	OPP.	Scoring By Period					Shots By Period					Power Plays	Penalties/ Minutes	Game-Winning Goal		Goalie (Saves-Shots)	Attn.
		1	2	3	OT	F	1	2	3	OT	T						
	VAN	2	2	0	-	4	9	7	6	-	22	1-6	8-22	Higgins	Schneider (22-23)		
2/7	MIN	0	0	1	-	1	3	12	8	-	23	1-4	12-46	BACKSTROM (12-16), Harding (6-6)		18,352	
	MIN	0	1	0	-	1	12	4	10	-	26	1-5	3-6	Kuemper (28-30)			
2/12	VAN	1	1	0	-	2	13	8	9	-	30	1-2	6-12	Hansen	Luongo (25-26)	18,910	
	VAN	0	1	1	-	2	12	7	8	-	27	0-4	7-17		Schneider (28-32)		
3/10	MIN	2	1	1	-	4	11	11	10	-	32	1-3	8-19	Spurgeon (2)	Backstrom (25-27)	18,846	
	MIN	0	1	2	-	3	8	10	7	-	26	1-2	5-10	Coyle (2)	Backstrom (35-36)		
3/18	VAN	0	1	0	-	1	10	14	12	-	36	1-4	3-6		Luongo (22-25)	18,910	
TOTALS		1	2	3	OT	F	1	2	3	OT	T	Power Plays (Percentage)	Penalties/ Minutes	Goaltenders (Record, Saves-Shots)			
	VAN	3	5	1	-	9	43	36	35	-	114	3-16 (18.8)	24-57	Luongo (1-1-0, 47-51); Schneider (1-1-0, 50-55)			
	MIN	2	3	4	-	9	34	37	35	-	106	4-14 (28.5)	28-81	Backstrom (2-1-0, 72-79); Harding (0-0-0, 6-6); Kuemper (0-1-0, 28-30)			

SERIES NOTES

2012-13: The Wild went 2-2-0 against the Canucks last season...LW **Zach Parise** (2-1=3) had three points...D **Jonas Brodin** (1-1=2), RW **Charlie Coyle** (1-1=2), C **Mikko Koivu** (0-2=2), D **Jared Spurgeon** (0-2=2) and D **Ryan Suter** (0-2=2) had two points each...G **Niklas Backstrom** went 2-1-0 with a 2.63 GAA and a .911 SV% in three starts...G **Darcy Kuemper** saved 28-of-30 shots in his first career start (2/12)...LW **Mason Raymond** (1- 2=3) and D **Jason Garrison** (0-3=3) led Vancouver with three points each...RW **Jannik Hansen**, LW **Chris Higgins** and C **Henrik Sedin** registered two goals each...G **Roberto Luongo** went 1-1-0 with a 2.03 GAA and a .922 SV% in two starts.

WILD LEADERS: Koivu leads Minnesota with 27 points (10-17=27) in 44 games against Vancouver...C **Kyle Brodziak** owns 16 points (7-9=16) in 34 games...LW **Dany Heatley** has 14 points (5-9=14) in 25 games.

WILD GOALIES: Backstrom is 13-13-6 with a 2.63 GAA, a .908 SV% and one shutout in 33 games (31 starts)...G **Josh Harding** is 2-4-0 with a 2.41 GAA, a .917 SV% and one shutout in eight games (six starts).

CANUCKS LEADERS: H. Sedin owns 57 points (11-46=57) in 72 games vs. Minnesota...He ranks first all-time against the Wild in assists and games played and second in points...LW **Daniel Sedin** has 54 points (19-35=54) in 68 matches...He ranks second in assists, third in points and tied for third in games played against Minnesota...C **Ryan Kesler** owns 27 points (20-7=27) in 47 contests.

CANUCKS GOALIES: Luongo is 17-15-5 with a 2.68 GAA, a .904 SV% and five shutouts in 37 starts against the Wild.

CONNECTIONS: D **Keith Ballard** skated in 148 games with Vancouver over the last three seasons (2010-13)...LW **Matt Cooke** was selected by the Canucks in the sixth round of the 1997 NHL Entry Draft and collected 203 points (83-120=203) in 566 games during nine seasons with Vancouver (1998-2008)...**Darby Hendrickson** skated in 27 games with the Canucks in 1998-99...**Bob Mason** appeared in six games with Vancouver in 1990-91...D **Andrew Alberts** is from Minneapolis...Raymond played two seasons at the University of Minnesota Duluth (2005-07)...D **Cam Barker** skated in 71 games with the Wild in parts of two seasons (2009-11).

FAST FACT: Luongo is 3-9-2 with a 3.56 GAA, a .873 SV% and one shutout in 14 starts at Xcel Energy Center and has been pulled in his last three starts in St. Paul...His last start in St. Paul was Oct. 19, 2010...Luongo is 14-6-3 with a 2.18 GAA, a .921 SV% and four shutouts in 23 starts at Rogers Arena...His home shutout streak vs. the Wild was snapped at 228:26 with a second period goal in the first meeting last season (2/12/13).

2013-2014 MATCHUPS

Tue. Fri.	12/17 2/28	Xcel Energy Center Rogers Arena	7:00 P.M. 9:00 P.M.	Wed.	3/26	Xcel Energy Center	6:30 P.M.
--------------	---------------	------------------------------------	------------------------	------	------	--------------------	-----------

WASHINGTON CAPITALS



TEAM INFORMATION

Home Ice (Cap., Built)..... Verizon Center (18,506, 1997)
Mailing Address..... 627 N. Glebe Rd, Suite 850
 Arlington, VA 22203
Telephone..... 202.266.2200
Fax..... 202.266.2360
Website..... washingtoncaps.com
Twitter..... @washcaps
Founded..... 1974-75
Stanley Cup Titles..... None
Colors..... Red, White, Blue

DIRECTORY

Chairman and Majority Owner..... Ted Leonsis
Vice Chairman and President, COO..... Dick Patrick
Vice President and General Manager..... George McPhee
Head Coach..... Adam Oates
Assistant Coach..... Calle Johansson
Assistant Coach..... Blaine Forsythe
Goaltending Coach..... Dave Prior

WILD VS. WASHINGTON CAPITALS

2011-12 Wild Record: 0-1-0 (Did not play at Xcel Energy Center, 0-1-0 at Washington)

All-Time Wild Record: 7-5-0 (6-0-0 at Xcel Energy Center, 1-5-0 at Washington)

DATE	OPP.	Scoring By Period					Shots By Period					Power Plays	Penalties/ Minutes	Game-Winning Goal		Goalie (Saves-Shots)	Attn.
		1	2	3	OT	F	1	2	3	OT	T						
	MIN	0	0	0	-	0	12	5	11	-	28	0-2	3-6	Goal Chimera		Hackett (20-23)	
3/25	WSH	0	2	1	-	3	7	8	8	-	23	1-3	2-4			Holtby (28-28)	*18,506
TOTALS		1	2	3	OT	F	1	2	3	OT	T	Power Plays (Percentage)	Penalties/ Minutes	Goaltenders (Record, Saves-Shots)			
	WSH	0	2	1	-	3	7	8	8	-	23	1-3 (33.3)	2-4	Holtby (1-0-0, 28-28)			
	MIN	0	0	0	-	0	12	5	11	-	28	0-2 (0.0)	3-6	Hackett (0-1-0, 20-23)			

SERIES NOTES

2011-12: G **Braden Holtby** stopped all 28 shots faced and LW **Alex Ovechkin** tallied a goal and an assist in Washington's 3-0 victory at Verizon Center (3/25)...G **Matt Hackett** made 20 saves for Minnesota.

WILD LEADERS: LW **Dany Heatley** leads the Wild with 35 points (12-23=35) in 33 games against the Capitals...RW **Jason Pominville** owns 20 points (9-11=20) in 30 contests...LW **Zach Parise** has 18 points (8-10=18) in 25 games.

WILD GOALIES: G **Niklas Backstrom** is 2-1-0 with a 2.67 GAA and a .895 SV% in three starts...G **Josh Harding** is 0-1-0 with a 2.01 GAA and a .950 SV% in one start.

CAPITALS LEADERS: RW **Martin Erat** has 27 points (12-15=27) in 36 games against Minnesota...RW **Troy Brouwer** owns eight points (5-3=8) in 13 contests.

CAPITALS GOALIES: Holtby posted a shutout in his lone appearance vs. Minnesota...**Michal Neuvirth** is 0-1-0 with a 2.03 GAA and a .882 SV%.

CONNECTIONS: LW **Matt Cooke** skated in 17 games with Washington in 2007-08...Goaltending Coach **Bob Mason** played in 76 for the Capitals over five seasons (1983-87, 1989-90)...RW **Joel Ward** made his NHL debut with Minnesota appearing in 11 games (2006-07)...D **Jack Hillen** is from Minnetonka.

FAST FACT: Washington is the only team that hasn't earned a point at Xcel Energy Center (0-6-0).

2013-2014 MATCHUPS

Thur.	11/7	Verizon Center	6:00 P.M.	Sat.	1/4	Xcel Energy Center	7:00 P.M.
-------	------	----------------	-----------	------	-----	--------------------	-----------



WINNIPEG JETS

2013-14 NHL CRITICAL DATES



TEAM INFORMATION

Home Ice (Cap., Built).....	MTS Centre (15,004, 2004)
Mailing Address.....	345 Graham Ave. Winnipeg, Manitoba R3C 5S6
Telephone.....	204.987.7835
Fax.....	204.926.5555
Website.....	www.winnipegjets.com
Twitter.....	@NHLJets
Founded.....	1999
Stanley Cup Titles.....	None
Colors.....	Navy Blue, Royal Blue, Silver, White

DIRECTORY

Chairman and Governor.....	Mark Chipman
President and CEO.....	Jim Ludlow
Executive V.P. and General Manager.....	Kevin Cheveldayoff
Head Coach.....	Claude Noel
Assistant Coach.....	Charlie Huddy
Assistant Coach.....	Perry Pearn
Assistant Coach.....	Pascal Vincent
Goaltending Coach.....	Wade Flaherty

WILD VS. WINNIPEG JETS

2011-12 Wild Record: 0-1-1 (0-0-1 at Xcel Energy Center, 0-1-0 at Winnipeg)

All-Time Wild Record: 6-3-3 (3-1-2 at Xcel Energy Center, 3-2-1 at Winnipeg)

DATE	OPP.	Scoring By Period					Shots By Period					Power Plays	Penalties/Minutes	Game-Winning Goal	Goalie (Saves-Shots)	Attn.
		1	2	3	OT	F	1	2	3	OT	T					
12/13	MIN	0	1	0	—	1	7	15	13	—	35	1-4	5-13		Backstrom (25-27)	
	WPG	0	1	1	—	2	10	9	8	—	27	0-4	6-26	Little	Pavelec (34-35)	*15,004
2/16	WPG	1	1	1	0	4	8	11	6	2	27	0-3	6-15	Kane (SO)	Mason (22-25)	
	MIN	1	1	1	0	3	6	3	14	2	25	1-3	6-15		Backstrom (24-27)	*19,060
TOTALS		Scoring By Period					Shots By Period					Power Plays (Percentage)	Penalties/Minutes		Goaltenders (Record, Saves-Shots)	
		1	2	3	OT	F	1	2	3	OT	T					
	WPG	1	2	2	0	6	18	20	14	2	54	0-7 (0.0)	12-41	Mason (1-0-0, 22-25); Pavelec (1-0-0, 34-35)		
	MIN	1	2	1	0	4	13	18	27	2	60	2-7 (28.6)	11-28	Backstrom (0-1-1, 49-54)		

SERIES NOTES

2011-12: The Wild went 0-1-1 against Jets...C **Mikko Koivu** had three points (1-2=3) and LW **Dany Heatley** scored two goals...G **Niklas Backstrom** was 0-1-1 with a 2.43 GAA and a .907 SV%...LW **Evander Kane** scored three points (2-1=3) including the shootout winner (2/16)...D **Dustin Byfuglien** collected three assists...G **Ondrej Pavelec** was 1-0-0 with a 1.00 GAA and a .971 SV% in one start.

WILD LEADERS: LW **Zach Parise** has 23 points (12-11=23) in 24 games against Winnipeg...RW **Jason Pominville** has 23 points (11-12=23) in 27 contests...Heatley has 21 points (10-11=21) in 20 contests.

WILD GOALIES: Backstrom is 1-3-2 with a 2.78 GAA and a .896 SV% in six starts against the Jets...**Josh Harding** has not faced the Jets.

JETS LEADERS: C **Olli Jokinen** paces the Jets with 15 points (8-7=15) in 28 games against the Wild...Byfuglien has 14 points (3-11=14) in 17 games...LW **Andrew Ladd** owns seven points (2-5=7) in 13 contests.

JETS GOALIES: Pavelec is 2-0-0 with a 1.00 GAA and a .971 SV% in two starts...G **AI Montoya** is 3-0-0 with a 0.97 GAA and a .961 SV% in three starts.

CONNECTIONS: Heatley was drafted second overall in 2000 by Atlanta and skated three seasons with the Thrashers...Byfuglien is a native of Minneapolis...LW **Devin Setoguchi** collected 63 points (32-31=63) in 117 games with Minnesota (2011-13)...He was traded to Winnipeg for a 2014 second-round pick (7/5/13)...D **Mark Stuart** is from Rochester...RW **Blake Wheeler** hails from Robbinsdale and went to the University of Minnesota (2005-08).

FAST FACT: St. Paul and Winnipeg are located 391 miles from each other, making the Jets the Wild's closest rival...The Minnesota North Stars went 26-20-3 versus the Jets from 1979-1993.

2013-2014 MATCHUPS

Thur.	10/10	Xcel Energy Center	7:00 P.M.	Fri.	12/27	MTS Centre	7:00 P.M.
Sun.	11/17	Xcel Energy Center	7:00 P.M.	Mon.	4/7	MTS Centre	7:00 P.M.
Sat.	11/23	MTS Centre	2:00 P.M.				

SEPTEMBER

11	Training camps open
14	Preseason schedule begins Kraft Hockeyville: Washington Capitals at Winnipeg Jets (Belleville, Ont.)
26	CCM/USA Hockey All-American Prospects Game (Pittsburgh, Pa.)
30	Opening day playing rosters set (3:00 p.m. ET)

OCTOBER

1	Opening night – 96th NHL regular season begins Molson Canadian NHL Face-OffTM (Montreal, Que.) Blackhawks raise Stanley Cup banner: Washington Capitals at Chicago Blackhawks Hockey Fights Cancer Awareness Month begins
---	---

NOVEMBER

8	Hockey Hall of Fame Game: New Jersey Devils at Toronto Maple Leafs
11	Hockey Hall of Fame induction ceremony (Toronto, Ont.) Inductees: Chris Chelios, Geraldine Heaney, Scott Niedermayer, Brendan Shanahan (Player category); Fred Shero (Builder category)
29	2013 Discover NHL Thanksgiving ShowdownTM: New York Rangers at Boston Bruins

DECEMBER

1	Signing deadline for Group 2 free agents (5:00 p.m. ET)
2	U.S. Hockey Hall of Fame induction and a celebration of Lester Patrick (Detroit, Mich.) U.S. Hockey Hall of Fame inductees: Cindy Curley, Bill Guerin, Peter Karmanos Jr., Ron Mason, Doug Weight
23	Busiest day of NHL season – 14 games
19-27	Holiday roster freeze in effect: For all players on an NHL active roster, injured reserve, or with non-roster and injured non-roster status as of midnight (local time) Dec. 19, a roster freeze shall apply through midnight (local time) Dec. 27, with respect to waivers, trades and loans, subject to the exceptions provided for in CBA Article 16.5 (d).
24-26	Holiday break (no scheduled practices – dressing rooms closed)
26 – Jan.5	IIHF World Junior Championship (Malmo, Sweden)

JANUARY

1	2014 Bridgestone NHL Winter Classic®: Toronto Maple Leafs at Detroit Red Wings (Michigan Stadium)
15	CHL/NHL Top Prospects Game (Calgary, Alta.)
18	Scotiabank Hockey Day in Canada (Host: Lloydminster, Alta./Sask.)
25	Coors Light NHL Stadium SeriesTM: Anaheim Ducks at Los Angeles Kings (Dodger Stadium)
26	Coors Light NHL Stadium SeriesTM: New York Rangers at New Jersey Devils (Yankee Stadium)
29	Coors Light NHL Stadium SeriesTM: New York Rangers at New York Islanders (Yankee Stadium)

FEBRUARY

1	Hockey is for Everyone Month begins
6, 7, 8	Olympic break begins (at the conclusion of each Club's final game)
11-12	AHL All-Star Classic (Location: TBA)
12	Olympic men's hockey tournament begins (Sochi, Russia)
22	Men's hockey bronze-medal game (Sochi, Russia)
23	Men's hockey gold-medal game (Sochi, Russia)
24	Olympic break ends (12:01 a.m. ET)
26	NHL regular season resumes
28 – March 2	Hockey Weekend Across America presented by CCM (USA Hockey)

MARCH

1	Coors Light NHL Stadium SeriesTM: Pittsburgh Penguins at Chicago Blackhawks (Soldier Field)
2	2014 Tim Hortons NHL Heritage ClassicTM: Ottawa Senators at Vancouver Canucks (BC Place) Hockey Day in America (NBC)
5	Trade deadline (3:00 p.m. ET)
10-12	NHL General Managers Meeting (Boca Raton, Fla.)

APRIL

10, 12	NCAA Frozen Four (Philadelphia, Pa.)
13	Last day of regular season
16	Stanley Cup Playoffs begin
17-27	IIHF Under-18 World Championship (Lappeenranta and Imatra, Finland)

MAY

9-25	IIHF World Championship (Minsk, Belarus)
16-25	CHL Memorial Cup (London, Ont.)
25-31	NHL Combine (Toronto, Ont.)

JUNE

18	Last possible day for 2014 Stanley Cup Final
TBA	Deadline for first club-elected salary arbitration (later of June 15 or 48 hours after the conclusion of the Stanley Cup Final, 5:00 p.m. ET)
25	NHL Awards (Las Vegas, Nev.)
27-28	NHL Draft (Philadelphia, Pa.)

JULY

1	Free agency begins (12:00 p.m. ET)
5	Deadline for player-elected salary arbitration notification (5:00 p.m. ET)
6	Deadline for club-elected salary arbitration notification (5:00 p.m. ET)
20 – Aug. 6	Salary arbitration hearings held

AUGUST

8	Deadline for salary arbitration decisions to be rendered
---	--



2013-14 NHL OFFICIALS

REFEREES

NAME	NUMBER	NAME	NUMBER
*Burchell, Darcy	42	Amell, Derek	75
Charron, Francis	6	Barton, Steve	59
*Chmielewski, Tom	43	Brisebois, David	96
Devorski, Paul	10	Cameron, Lonnie	74
Dwyer, Gord	19	Champoux, Pierre	67
Furlatt, Eric	27	Cherrey, Scott	50
*Hanson, Trevor	47	Cormier, Michel	76
Hasenfratz, Mike	2	Cvik, Mike	88
Hebert, Ghislain	22	Devorski, Greg	54
Hebert, Jean	15	Driscoll, Scott	68
Jackson, Dave	8	Galloway, Ryan	82
Joannette, Marc	25	Gibbs, Darren	66
Kimmerly, Greg	18	*Grandt, John	98
*Knorr, Trent	44	Henderson, Don	91
Kowal, Tom	32	Heyer, Shane	55
Kozari, Steve	40	Kovachik, Brad	71
L'Ecuyer, Frederick	17	Lazarowich, Brad	86
LaRue, Dennis	14	Mach, Brian	78
Lee, Chris	28	MacPherson, Matt	83
Leggo, Mike	3	McElman, Andy	90
*Lemelin, Mark	41	Miller, Steve	89
*Lewis, Dave	46	Morin, Jean	97
*Luxmore, Thomas John	49	Murchison, Kiel	79
Martell, Rob	26	Murphy, Brian	93
McCauley, Wes	4	Murray, Jonny	95
*McIsaac, Jon	45	Nansen, Derek	70
Meier, Brad	34	Nelson, Thor	80
Morton, Dean	36	Nowak, Tim	77
O'Halloran, Dan	13	Pancich, Bryan	94
O'Rourke, Dan	9	Racicot, Pierre	65
Peel, Tim	20	Rody, Vaughan	73
Pochmara, Brian	16	Sericolo, Anthony	84
Pollock, Kevin	33	Sharrers, Jay	57
Rehman, Kyle	37	Shewchyk, Mark	92
Rooney, Chris	5	*Wheler, Mark	56
*Skilliter, Graham	48		
St. Pierre, Justin	12		
St-Laurent, Francois	38		
Sutherland, Kelly	11		
Van Massenhoven, Don	21		
Walsh, Ian	29		
Watson, Brad	23		

*Minor league official



2013-2014 MINNESOTA WILD

MEDIA



MEDIA POLICIES AND PROCEDURES

ACCESS: The Minnesota Wild organization and Communications department strive to make its players, coaches, management and other personnel available in a timely and responsible fashion to all accredited members of the media.

CREDENTIALS: Press seating at Wild home games at Xcel Energy Center is available to accredited media in the Al Shaver Press Box located on the south side of the Xcel Energy Center's press level. Single-game credentials must be requested 24 hours prior to a game and by 3 p.m., Friday for a weekend or Monday holiday game. Credential requests can be made through the Minnesota Wild media website at www.wild.com/pressbox. Once approved, single-game credentials may be picked up at the media entrance near Gate 1, located on the southeast entrance of the Xcel Energy Center on Kellogg Boulevard. The elevator to the pressroom and press box is located in the southwest corner of the Xcel Energy Center near Gate 2. Due to occasional limited press box seating, those requesting single-game credentials will be seated on an as-available basis. Those persons holding full-season Wild or NHL Team Management credentials MUST enter through Gate 1.

DAY-OF-GAME INTERVIEWS: After completion of the morning skate, which typically begins at approximately 10:30 a.m. (for a 7 p.m. start), is the best time to interview players and coaches on a game day. Following a practice, the Wild typically makes players available to media first followed by the Head Coach. Requests to interview a player upon his arrival to Xcel Energy Center for the game will be accommodated upon the player's and coach's approval and should be requested at the morning skate. If the team is not practicing, the request should be made to the Wild, or visiting team public relations department, no later than 10 a.m. on the day of game. The Wild Communications department cannot guarantee access to players or coaches if no practice is scheduled. Interviews that need advance preparation or special accommodation by a Wild player or staff member, such as live television and radio interviews should be made by contacting the Wild Communications department no later than 10 a.m. on the day of the game.

DAY-OF-GAME PRACTICES: On home game days the Wild will typically take the ice at 10:30 a.m. The visiting team's practice usually starts at 11:30 a.m. Call the Wild Communications department if there is a question regarding either team's practice schedule.

LOCKER ROOMS: NHL locker rooms close 90 minutes before game time. Requests for interviews to take place before the locker rooms are closed will be accommodated only upon prior approval by both the player and coach. The rooms will re-open five minutes after the game and remain open for 30 minutes. The officials' locker room is off limits to the media. Should a comment or interpretation from the game's referee or NHL supervisor be needed, contact a member of the Wild Communications department and a pool reporter may be assigned.

LOCKER ROOM GUIDELINES: The NHL prohibits media from using cell phones in locker room areas, including taking calls, photos and other cellular activity. Cell phones can only be used by media to record audio (not video). The Minnesota Wild does not allow anyone to step on the Wild logo located at the center of the locker room.

PHOTOGRAPHERS: Only those photographers on assignment will be allowed access to designated photography locations at rink level and in overhead positions. Xcel Energy Center spaces are accessible to local dailies and wire service photographers. Two photography positions

are reserved for Wild team photographers. Additional photography positions are determined on a first-come, first-served basis; however, in cases of increased photographer attendance, positions will be assigned by team photographer, Bruce Kluckhohn. In all cases, photographers should check in with Bruce Kluckhohn in the pressroom before the start of warm-ups. Because of very limited photography locations, it is not possible to accommodate freelance photographers.

PRESS DINING ROOM: Media possessing season credentials or those granted single-game credentials are invited to have a meal before each game in the press dining room, located on the lower level (Xcel Energy Center's south side). The Minnesota Wild charge media \$11 to eat in the press dining room. The room opens two-and-one-half hours before game time. Dining room usage is limited to those presenting valid Wild credentials or NHL Team Management passes. It is impossible to accommodate family members, friends, guests or others. Any abuse of dining room privileges may cause forfeiture of a media pass. Refreshments are also available in the press box during the game.

TELEVISION COVERAGE: All television stations are prohibited by the National Hockey League from shooting and distributing game footage of any contest that is being broadcast from Xcel Energy Center by the Minnesota Wild, the visiting team or network television. Requests for special features and the like should be directed to the Wild Communications department.

MEDIA PARKING: The Wild Communications department will issue full-season parking passes to media expected to attend the majority of home games throughout the 2013-14 season. All other parking requests will be handled on a per-game basis and are subject to availability. Media parking is located in the RiverCentre Parking Ramp across Kellogg Boulevard from Xcel Energy Center. The ramp has two entrances: on Kellogg Boulevard and on Exchange Street, which can be accessed via Eagle Street (at the Kellogg and West Seventh intersection). To enter the arena, media should take the West elevator to Skyway Level and enter the arena through the skyway entrance to Gate 1. An alternate option is to cross Kellogg Blvd. and enter through the main entrance at Gate 1. Media parking is available in the RiverCentre Parking Ramp for all practices and morning skates by showing a parking attendant your Minnesota Wild media credential and/or your company issued media identification. A Wild media credential and/or company issued media identification will not allow you access to the parking ramp for games.

MEDIA RESOURCES

WILD.COM/PRESSBOX: The Minnesota Wild media website www.wild.com/pressbox provides media access to team press releases, game notes, postgame notes, multimedia and game day statistics among other information. Media can also use the site to request single-game credentials for 2013-2014 regular season at Xcel Energy Center.

TWITTER: Follow @mnwildPR on Twitter to get the latest news and notes, practice times, appearance schedule and other valuable media information from the official Wild Public Relations Twitter account.

MINNESOTA WILD WIRELESS INFORMATION

Wireless access is available throughout Xcel Energy Center by connecting to the **attwifi** network. No username or password is needed.

MEDIA RELATIONS TEAM



AARON SICKMAN

DIRECTOR OF MEDIA RELATIONS

Aaron Sickman is in his 15th year with the Minnesota Wild and first as Director of Media Relations. He started as an intern with the organization in June of 1998 and has held a number of positions in the club's communications and broadcasting department including Manager of Corporate Communications and Internet Services, Communications Manager and Manager of Media Relations and Team Services.

His responsibilities include organizing television, radio and newspaper interview requests for players and hockey operations personnel, distributing all team information and working closely with rights holders FOX Sports North and KFAN. Sickman has also been responsible for coordinating logistics with the players featured on *Becoming Wild* presented by Toyota since its inception in 2011.

A Twin Cities native, he attended John Marshall High School in Rochester, Minn., and graduated from Gustavus Adolphus College with a double major in Organizational Management and Geography. Sickman also earned a Master's in Sport Management from the University of Massachusetts Amherst and served as the media relations intern for the NFL's Miami Dolphins in 1997. The Wild received the prestigious 2005-06 Dick Dillman Award, given to the NHL's top public relations staff.

He and his wife, Kari, have two sons, Evan and Tate.



CARLY PETERS

MEDIA RELATIONS COORDINATOR

Carly Peters enters her second season as Media Relations Coordinator, having previously spent two seasons in the organization's media relations and creative services departments. Her responsibilities include handling media requests, writing press releases and game notes, pitching story ideas and overseeing production of the team's publications.

Peters spent the 2011-12 season as the Communications and Digital Media Coordinator for the Florida Panthers. Her duties included writing game notes and press releases, managing the team's social media accounts, assisting with interviews and acting as the team's contact at the NHL All-Star Game and NHL Awards.

Peters previously worked in USA Hockey's communications department as the 2008-09 USA Hockey Brian Fishman Intern, writing press releases, game recaps and facilitating the U.S. National Junior Team Evaluation Camp. She also spent time working for the Syracuse Crunch of the American Hockey league.

A Bloomington native, Peters attended Thomas Jefferson High School before graduating from Syracuse University with a bachelor's degree in public relations and a concentration in sport management.



RYAN STANZEL

MANAGER, DIGITAL CONTENT AND CORPORATE COMMUNICATIONS

Ryan Stanzel is in his seventh season with the Wild – his first as Manager of Digital and Corporate Communications. He previously served six seasons in the Wild's Media Relations and Team Services department. Stanzel has worked for Minnesota Sports & Entertainment since 2003, serving several roles with the Houston Aeros of the American Hockey League, including Vice President of Communications and Administration.

Stanzel oversees the Wild's digital platforms including Wild.com content, social media and mobile applications. He also handles the team's corporate communications efforts, including requests for Majority Owner Craig Leipold. He has served on the Minnesota Sports & Entertainment I.C.E. team for betterment of the company, and also handles the "Wild Buddies" mentoring program at Horace Mann Elementary in St. Paul. Stanzel also organizes the Wild's annual High School Media Day in partnership with the Minnesota High School Press Association.

A 2000 graduate of Wingate (N.C.) University, Stanzel has spent time with the ECHL's Louisiana IceGators, the Myrtle Beach Pelicans of the Carolina League, and the Arena Football League's Albany Firebirds.

Stanzel and his wife Keri, reside in the North Metro with their daughter, Emilia, and dog Daisy.





FOX Sports North—the area's leading supplier of regional sports programming—and the Minnesota Wild's exclusive cable television partner since its inaugural season. The regional sports network enters its 13th consecutive year as part of this long-term partnership and will telecast 70 regular season Wild contests on FOX Sports North including eight on FOX Sports North PLUS during the 2013-14 campaign. Minnesota Wild telecasts on FOX Sports North will feature play-by-play announcer Anthony LaPanta and color analyst Mike Greenlay. Tom Hanneman will host Wild Live presented by Century Link before and after every game featuring analysis from Tom Chorske, Kevin Gorg and Wes Walz.

FOX Sports North reaches more than 2 million homes throughout Minnesota, Wisconsin, Iowa and North and South Dakota and telecasts nearly 2,600 hours of locally produced programming per year. The Emmy Award-winning regional sports network provides comprehensive coverage of the NBA's Minnesota Timberwolves, MLB's Minnesota Twins, the NHL's Minnesota Wild, the NFL's Minnesota Vikings, the WNBA's Minnesota Lynx as well as University of Minnesota athletic events. For the latest up-to-the-minute sports news and opinions, visit www.foxsportsnorth.com.



ANTHONY LAPANTA

TELEVISION PLAY-BY-PLAY ANNOUNCER

Anthony LaPanta enters his second season as play-by-play announcer for the Wild and will partner with Wild television play-by-play analyst Mike Greenlay on the club's exclusive broadcast partner FOX Sports North.

A graduate of Totino-Grace High School and St. John's University (Collegeville, Minn.), LaPanta has covered the Twin Cities sports scene since 1991. The native of New Brighton, Minn., has hosted the pregame and postgame shows on FOX Sports North for the Twins, Wild and Timberwolves nightly since 2004 and served as the television play-by-play announcer for the University of Minnesota men's hockey team the past two seasons. He has also served as a play-by-play announcer for the Minnesota Twins and Minnesota Timberwolves on a fill in basis.

Before joining FOX Sports North, he was the television voice of the St. Paul Saints for 10 seasons and was the radio play-by-play announcer for the Twins in 1999.

LaPanta has won four regional Emmy Awards (two for play-by-play and two for anchor/host) and was involved in the development of the Hockey Day Minnesota concept.

LaPanta and his wife, Margo, have four children, and reside in Shoreview, Minn., where he is active in the hockey community.



MIKE GREENLAY

TELEVISION ANALYST

Mike Greenlay enters his 11th year as the Minnesota Wild's Television Analyst. The former goalie, who was named to the television analyst position on Aug. 13, 2002, brings a unique perspective to the broadcast booth and provides in-depth analysis of the game both on and off the ice. Greenlay will partner with Wild television play-by-play announcer Anthony LaPanta on the club's exclusive broadcast partner FOX Sports North.

Prior to joining the Wild, Greenlay served as radio analyst for the Mighty Ducks of Anaheim for two seasons (1999-2001). He began his broadcast career with the Houston Aeros in 1995 serving as the team's radio and television color analyst for FOX Sports Southwest. Greenlay was the radio analyst for the Nashville Predators during its inaugural 1998-99 season, while also working as a television analyst for several networks. He spent three years as the television analyst for the Orlando Solar Bears on the Sunshine Network and the Central Collegiate Hockey Association on FOX Sports Detroit (1996-99). Greenlay also served as television analyst for the International Hockey League's Game of the Week (1995-99) and Turner Cup Finals (1995-99, 2001).

He played professional hockey for six seasons (1989-95) as a goaltender for several NHL organizations including the Edmonton Oilers, the Philadelphia Flyers and the Tampa Bay Lightning. Greenlay was a member of the 1988 Lake Superior State hockey team that won the NCAA Championship. He also was a part of the Atlanta Knights 1994 IHL Turner Cup Championship team.

Born in Brazil to Canadian parents, Greenlay was raised in Calgary, Alta., and holds an undergraduate degree in E-Commerce from the University of Phoenix and a Masters degree in Project Management. Greenlay and his wife, Amy, have a daughter, Halston, and a son, Landon. The family resides in Woodbury.





RADIO INFORMATION



KFAN Radio (100.3FM) enters its third year as the official flagship station of the Minnesota Wild and the Minnesota Wild Radio Network. All Minnesota Wild hockey games, including preseason games, regular season contests and Stanley Cup playoff games will be broadcast on KFAN Radio as part of an exclusive radio agreement. Any preempted contests will be heard on KOOL 108. Veteran play-by-play man Bob Kurtz and former NHL defenseman Tom Reid make up KFAN's broadcast team. In addition to their work together with the Wild, the duo was paired together for nine seasons as the television voices of the Minnesota North Stars beginning in 1980. Kevin Falness continues as the third member of the broadcast team.

The Twin Cities leader in sports talk radio, KFAN recently made the move to the FM frequency, increasing its overall sports coverage with popular shows; The Power Trip, PA, The Common Man Program (KFAN's spelling) and Bumper to Bumper with Dan Barreiro. The stations web site, KFAN.com, is also linked to the official web site of the Minnesota Wild, Wild.NHL.com. KFAN, celebrating its 22nd year serving Minnesota Sports Fans, is a 100,000 watt station that serves as the Flagship to the Fan Radio Network which allows programming to reach most of Minnesota, Western Wisconsin and North Dakota. KFAN is also one of the most listened to stations on Clear Channel's iHeart Radio mobile app. Operated by Clear Channel Communication, the largest owner of full-power AM, FM, and shortwave radio stations and twelve radio channels on XM Satellite Radio, and is also the largest pure-play radio station owner and operator. The group is a privately owned company founded in 1972.



The Minnesota Wild is committed to growing the sport of hockey throughout the state of Minnesota and upper Midwest as part of the Minnesota Wild Radio Network. Through a partnership with Skyview Networks, more than 35 radio affiliates will broadcast Wild hockey games to thousands of Minnesota fans. The Wild and its radio partners will create and execute a variety of fundraising, educational and inspiring promotional opportunities for youth hockey players in communities all across the region.

Skyview Networks focuses on broadcast network solutions for play-by-play sports and syndicated radio. Currently, Skyview provides the broadcast services for over 60 professional and over 50 collegiate sports organizations. Skyview's services include satellite distribution, full network automation, affiliate relations, inventory management systems and advertising solutions. Newly released, Skyview's AdView Inventory Management web application goes beyond the radio broadcast to manage all forms of inventory including radio, television, print, signage and web in one panoramic system.



RADIO INFORMATION



Presented by



RADIO AFFILIATES (AS OF SEPTEMBER 10, 2013)

MINNESOTA

Albert Lea.....KATE 1450 AM
Austin.....KAUS 1480 AM
Bemidji.....KBUN 1450 AM
Benson.....KSCR 93.5 FM
Brainerd.....KUAL 103.5 FM
Crookston.....KROX 1260 AM
Detroit Lakes.....KDLM 1340 AM
Duluth.....KQDS 1490 AM
Ely.....WELY 1450 AM/94.5 FM
Eveleth.....KRBT 1340 AM
Fairmont.....KSUM 1370 AM
Grand Marais.....WXXZ 95.3 FM
Grand Rapids.....KOZY 1320 AM
Hastings.....KDWA 1460 AM

Hibbing.....WMFG 1240 AM
Hutchinson.....KDUZ 1260 AM
International Falls.....KGHS 1230 AM
Mankato.....KMKO 95.7 FM
Marshall.....KARZ 1400 AM
Montevideo.....KKRC 93.9 FM
Mpls/St. Paul.....KFAN 100.3 FM
New Ulm.....KNUJ 860 AM
Red Wing.....KCUE 1250 AM
Rochester.....KWEB 1270 AM
Roseau.....KRWB 1410 AM
St. Cloud.....KXSS 1390 AM
Thief River Falls.....KKAQ 1460 AM
Verndale.....KVKK 1070 AM
Walker.....KAKK 1570 AM
Warroad.....KRWB 102.9 FM

Waseca.....KRUE 1170 AM
Winona.....KWNO 1230 AM

NORTH DAKOTA

Fargo.....KVOX 740 AM
.....KFGO 790 AM
Grand Forks.....KKXL 1440 AM

SOUTH DAKOTA

Aberdeen.....KSDN 930 AM
Sioux Falls.....KWSN 1230 AM
Vermillion.....KVTX 1570 AM

WISCONSIN

Amery.....WLMX 104.9 FM
Eau Claire.....WBIZ 1400 AM

KEVIN FALNESS

EXECUTIVE PRODUCER / STUDIO HOST

Kevin Falness begins his 14th year as the Executive Producer and Studio Host of Minnesota Wild radio broadcasts on the club's flagship station KFAN radio and across the Minnesota Wild Radio Network. He is the host of the team's pre- and post-game shows, and keeps fans up to date on all the late-breaking hockey news and scores around the National Hockey League (NHL) between periods from the AT&T Studios.

Prior to the 2002-03 season, the Wild made a brand new home for the AT&T Studios – the state-of-the-art Fishing Lodge (now the Treasure Island Ice Lodge) in Xcel Energy Center. It serves as the starting point for each and every radio broadcast for the Minnesota Wild Radio Network.

Falness is a graduate of St. Louis Park High School and Brown Institute, and spent six years in Denver working in sports radio at KKFN before joining the Minnesota Wild.

Besides catching him on the radio broadcasts, you can also catch Falness hosting "Hockey Unplugged", providing updates both for the team's official Web site, wild.com and the official Minnesota Wild PONDcast. He also devotes much time to Wild radio affiliates, building the largest network in the NHL. Falness also serves as host of the two hour pre-game on KFAN for University of Minnesota Golden Gopher Football broadcasts.

He and his wife, Melissa, have two sons, Brayden and Bennett, and the family lives in St. Louis Park.





RADIO ANNOUNCERS



BOB KURTZ

RADIO PLAY-BY-PLAY ANNOUNCER

Bob Kurtz enters his 14th year behind the radio play-by-play microphone of the Minnesota Wild. He, along with radio analyst and former NHL defenseman, Tom Reid, can be heard on KFAN Radio (100.3 FM), the official flagship station of Minnesota Wild hockey, and the extensive radio network which blankets the State of Hockey. In addition to calling Wild games, Kurtz and Reid were previously paired on Minnesota North Star telecasts and have worked side by side on University of Minnesota and Michigan State hockey broadcasts, as well.

The Detroit, Mich., native spent 11 years (1989-00) working with New England Sports Network (NESN) in Boston, Mass., prior to joining the Wild for its inaugural season. He was the network's play-by-play voice of the Boston Red Sox and also broadcast an array of sports including

Boston Bruins hockey, Boston University hockey, the Hockey East Game of the Week and the American Hockey League.

Kurtz has strong Minnesota ties having served as the lead television announcer for the Minnesota North Stars for seven seasons on KMSP (1979-84) and KXLI (1987-88). He also performed play-by-play duties for the Minnesota Twins on KMSP from 1979 to 1986.

A graduate of Michigan State University, Kurtz returned to his alma mater to call Spartans hockey, football, baseball and basketball from 1974 to 1979. He has also done freelance play-by-play assignments with The Baseball Network (1994-95) and WJR Radio in Detroit.

He and his wife, Lorri, reside in Saint Paul. They have two sons, Paul and Danny.



TOM REID

RADIO ANALYST

Tom Reid begins his 13th year with the Minnesota Wild and his 11th season as the club's radio analyst. Reid and Bob Kurtz work together as the voices of Wild hockey on the club's official flagship station KFAN Radio (100.3 FM), and the extensive radio network which blankets the State of Hockey. In addition to their work with the Wild, the pair served as television broadcast partners with the North Stars beginning in 1980.

The former NHL defenseman joined the organization on Aug. 10, 2000, and spent his first two years as television analyst sharing his hockey knowledge with millions of hockey fans across Minnesota.

Reid spent 11 years playing in the NHL with the Chicago Blackhawks (1967-69) and the Minnesota North Stars (1969-78). In 701 games, the defenseman tallied 130 points (17-113=13) and 654 penalty minutes (PIM). He added 14 points (1-13=14) and 49 PIM in 43 career Stanley Cup playoff games.

Following his playing career, Reid spent the next 12 years as a television/radio analyst for the North Stars. Prior to his coming on board with the Wild, he served as the television analyst for University of Minnesota Gopher hockey telecasts and was a television analyst for the Minnesota state high school hockey tournament.

The Fort Erie, Ont., native has been very active in community service projects since moving to Minnesota more than 30 years ago. Reid is presently involved with Minnesota's newest children's wish granting organization "Wishes & More". He was a co-founder of the Minnesota chapter of the Make-A-Wish Foundation in 1982, and served as the organization's volunteer vice president for 16 years.

Reid was on the initial Board of Directors for the NHL Alumni Association and served as the President of the Minnesota NHL Alumni Chapter from 1998 to 2010. Reid is also the owner of Tom Reid's Hockey City Pub in downtown Saint Paul.

He and his wife, Patty, reside in Eagan. They have a daughter, Rebecca, who also resides in Eagan.





2013-2014 SCHEDULE

FSNORTH

KFAN
SPORTS RADIO - FM 100.3

Kool
108
MINNESOTA'S GREATEST HIT

SKYVIEW
NETWORKS

HOME
GAME

ROAD
GAME

SEPTEMBER 2013

SUN	MON	TUE	WED	THU	FRI	SAT
15	16	17 •CBJ 7:00	18	19 •WPG 7:00	20	21 •WPG 7:00
22	23 •CBJ 6:00	24	25 •STL 7:00	26	27 •STL 7:00	28
29	30					

• DENOTES PRESEASON GAMES

OCTOBER 2013

SUN	MON	TUE	WED	THU	FRI	SAT
		1	2	3 LA 7:00	4	5 ANA 7:00
6	7	8 NSH 7:00	9	10 WPG 7:00	11	12 DAL 7:00
13	14 BUF 6:30	15 TOR 6:00	16	17 TB 6:30	18	19 FLA 6:00
20	21	22 NSH 7:00	23	24 CAR 7:00	25	26 CHI 7:00
27	28 CHI 7:00	29	30	31		

Listen to every Wild game on KFAN FM 100.3

NOVEMBER 2013

SUN	MON	TUE	WED	THU	FRI	SAT
					1 MTL FSN#	2
3 NJ FSN	4	5 CGY FSN	6	7 WSH FSN	8	9 CAR FSN
10	11	12	13 TOR FSN#	14	15 FLA FSN	16
17 WPG FSN	18	19 MTL FSN	20 OTT FSN#	21	22	23 WPG FSN
24	25 STL NBCSN	26	27 PHX FSN	28	29 COL FSN	30 COL FSN#

DECEMBER 2013

SUN	MON	TUE	WED	THU	FRI	SAT
1	2 PHI NBCSN	3	4	5 CHI FSN	6 CBJ FSN	7
8 SJ FSN	9	10	11 ANA FSN	12 SJ FSN	13	14 COL FSN
15	16	17 VAN FSN	18	19 PIT FSN	20	21
22 NYR FSN	23 PHI NBCSN	24	25	26	27 WPG FSN	28
29 NYI FSN	30	31 STL FSN				

JANUARY 2014

SUN	MON	TUE	WED	THU	FRI	SAT
			1	2 BUF FSN	3	4 WSH FSN
5	6	7 LA FSN	8	9 PHX FSN	10	11 COL FSN
12 NSH FSN#	13	14 OTT FSN	15	16 EDM FSN	17	18 DAL FSN
19	20	21 DAL NBCSN	22	23 CHI FSN	24	25 SJ FSN
26	27	28 ANA FSN	29	30 COL FSN	31	

FEBRUARY 2014

SUN	MON	TUE	WED	THU	FRI	SAT
						1 CGY FSN
2	3	4 TB FSN	5	6 NSH FSN	7	8
9	10	11	12	13	14	15
16	17	18	19	20	21	22
23	24	25	26	27 EDM FSN	28 VAN FSN	29

NHL OLYMPIC BREAK
FEB. 9-25

MARCH 2014

SUN	MON	TUE	WED	THU	FRI	SAT
						1
2	3 CGY FSN	4	5	6	7	8 DAL FSN
9 STL FSN	10	11 EDM FSN#	12	13 NYR FSN	14	15 CBJ FSN
16	17 BOS NBCSN	18 NYI FSN	19	20 NJ FSN#	21	22 DET FSN
23 DET NBCSN	24	25	26 VAN FSN	27 STL FSN	28	29 PHX FSN
30	31 LA NBCSN					

APRIL 2014

SUN	MON	TUE	WED	THU	FRI	SAT
		1	2	3 CHI NBCSN	4	5 PIT FSN
6	7 WPG FSN	8 BOS FSN	9	10 STL NBCSN	11	12
13 NSH FSN						

ALL TIMES CENTRAL. GAME DATES & TIMES SUBJECT TO CHANGE
For the latest game information, please visit wild.com

STAY CONNECTED



facebook.com/minnesotawild



twitter.com/mnwild